

MIN LAC

SEPT. 24 @ NOON



usbank
stadium

VIKINGS VS. CHARGERS

The Minnesota Vikings (0-2) welcome the Los Angeles Chargers (0-2) to U.S. Bank Stadium in Week 3, Sunday, Sept. 24, with kickoff scheduled for Noon CT. It marks the 15th matchup between the two franchises, and the first time the Chargers will play at U.S. Bank Stadium in a regular-season contest. Minnesota hosted the San Diego Chargers in the first football game played at U.S. Bank Stadium during the 2016 preseason.

QUICK HITS

- Minnesota enters Sunday's matchup riding a three-game win streak against Los Angeles (2015-21). The Vikings have not dropped a game to the Chargers since 2011 and have not lost at home to the Chargers since 1993.
- The Vikings and Chargers last met in 2021 in Los Angeles, as Minnesota defeated the home team 27-20. QB Kirk Cousins was 25-for-37 for 294 yards and two touchdowns, while WR Justin Jefferson hauled in nine catches for 143 yards.

THE MATCHUP



MINNESOTA VIKINGS

..... 0-2

2023 LEADERS

PASSING

.....Kirk Cousins
..... 354.0 YPG

RUSHING

.....Alexander Mattison
..... 31.0 YPG

RECEIVING

.....Justin Jefferson
..... 154.5 YPG

TACKLES

.....Camryn Bynum
..... 12.5 TPG

SACKS

.....Danielle Hunter
..... 4.0

INTERCEPTIONS

.....Theo Jackson
..... 1



LOS ANGELES CHARGERS

..... 0-2

2023 LEADERS

PASSING

.....Justin Herbert
..... 267.0 YPG

RUSHING

.....Austin Ekeler
..... 117.0 YPG

RECEIVING

.....Keenan Allen
..... 93.5 YPG

TACKLES

.....Alohi Gilman/Derwin James, Jr.
..... 8.5 TPG

SACKS

.....Joey Bosa
..... 2.0

INTERCEPTIONS

.....J.C. Jackson
..... 1

SERIES HISTORY

VIKINGS W-L 8-6
HOME RECORD 5-3
ROAD RECORD 3-3
VIKINGS STREAK W3
LONGEST STREAK W3
..... 2015-21

MOST POINTS SCORED:
..... 39; 39-10
..... Dec. 15, 2019
LARGEST MARGIN OF VICTORY:
..... 39; 39-10
..... Dec. 15, 2019

2023 RECORD

REGULAR SEASON..... 0-2
NFC NORTH 0-0
HOME 0-0
AWAY 0-0

2023 SCHEDULE

WEEK/DATE	OPPONENT	TIME (CT)	TV/RESULTS
1) 9/10 (Sun)	TAMPA BAY	Noon	L, 20-17
2) 9/14 (Thurs)	at Philadelphia	7:15 p.m.	L, 34-28
3) 9/24 (Sun)	LOS ANGELES	Noon	FOX
4) 10/1 (Sun)	at Carolina	Noon	FOX
5) 10/8 (Sun)	KANSAS CITY	3:25 p.m.	CBS
6) 10/15 (Sun)	at Chicago	Noon	FOX
7) 10/23 (Mon)	SAN FRANCISCO	7:15 p.m.	ESPN
8) 10/29 (Sun)	at Green Bay	Noon	FOX
9) 11/5 (Sun)	at Atlanta	Noon	FOX
10) 11/12 (Sun)	NEW ORLEANS	Noon	FOX
11) 11/19 (Sun)	at Denver	7:20 p.m.	NBC
12) 11/27 (Mon)	CHICAGO	7:15 p.m.	ESPN
13) 12/3 (Sun)	BYE WEEK		
14) 12/10 (Sun)	at Las Vegas	3:05 p.m.	FOX
15) TBD (TBD)	at Cincinnati	TBD	TBD
16) 12/24 (Sun)	DETROIT	Noon	FOX
17) 12/31 (Sun)	GREEN BAY	7:20 p.m.	NBC
18) TBD (TBD)	at Detroit	TBD	TBD

Home games capitalized and bolded

**All game times are CT and subject to change*

LAST TIME VS. LOS ANGELES CHARGERS



QB KIRK COUSINS WAS 25-FOR-37 FOR 294 YARDS AND TWO TOUCHDOWNS

WEEKLY MEDIA SCHEDULE

MON 9.18	TUE 9.19	WED 9.20	THU 9.21	FRI 9.22	SAT 9.23	SUN 9.24
<p>12:45 a.m. - 1:30 p.m. Open Locker Room</p>	<p>No Media Access</p>	<p>1:20 - 2:05 p.m. Open Locker Room (Kirk Cousins, T.J. Hockenson Available)</p> <p>2:20 p.m. Kevin O'Connell Available</p> <p>2:40 p.m. Practice</p>	<p>9 - 10 a.m. Matt Daniels, Brian Flores and Wes Phillips Available (Kyle Rudolph Available After)</p> <p>1:20 - 2:05 p.m. Open Locker Room (Justin Jefferson Available)</p> <p>2:40 p.m. Practice</p>	<p>11:40 a.m. Practice</p> <p>1 p.m. Kevin O'Connell Available</p> <p>1 - 1:45 p.m. Open Locker Room</p>	<p>No Media Access</p>	<p>Noon Minnesota vs. Tampa Bay at U.S. Bank Stadium on FOX</p>

*All times are CT.

TUNE IN

- ▷ **NATIONAL TELEVISION: FOX**
Play-by-Play: Kevin Kugler
Analyst: Mark Sanchez
Sideline: Laura Okmin
- ▷ **NATIONAL RADIO: COMPASS MEDIA NETWORKS**
Play-by-Play: Chris Carrino
Analyst: Brian Baldinger
- ▷ **NATIONAL RADIO: SiriusXM 113 & 232**
- ▷ **VIKINGS SPANISH RADIO: TICO SPORTS**
Play-by-Play: Gabriel Rios
Analyst: Isaias Zendejas
- ▷ **LOCAL RADIO: KFAN-FM 100.3-FM / KTLK 1130-AM**
Play-By-Play: Paul Allen
Analyst: Pete Bercich
Sideline: Ben Leber
Pregame Show: 10 a.m. CT
 KFAN and KTLK serve as the flagship stations for the 55-station, five-state Vikings Radio Network.

COMMUNICATIONS STAFF

Jeff Anderson	612.247.4482
EVP & Chief Communications Officer	
Jon Ekstom	612.418.6265
Senior Director, Communications	
Sam Newton	612.965.4712
Director, Communications	
Carly Bonk	612.718.4093
Communications Manager	
Sarah Joram	336.618.3223
Communications Coordinator	
Kori Baer	651.350.8201
Communications Associate	

VIKINGS MEDIA SITE

All media members are encouraged to utilize the Vikings' media site (NFLOMG.com) to assist in their coverage of the team.

The site features bios and information for all players, coaches, football staff, ownership group and executives. A schedule for all media availabilities, practices and important dates is also available on the site.

The media center serves as a comprehensive hub for all Vikings publications and game-by-game information, including weekly releases, flip cards, injury reports, gamebooks, press releases, transcripts and more.

BY THE
NUMBERS

159

COUSINS HAS THROWN 159 TOUCHDOWNS IN HIS VIKINGS CAREER, TIED FOR SECOND IN TEAM HISTORY WITH TOMMY KRAMER, TRAILING ONLY FRAN TARKENTON (239).

VIKINGS-CHARGERS RANKINGS

NFL RANKINGS

OFFENSE

CATEGORY	MIN (RK)	LAC (RK)	DIFF
Yards / Game	371.5 (8)	387.5 (4)	-16
Yards / Play	6.30 (3)	5.50 (6)	0.8
Rushing Yards / Game	34.5 (32)	147.0 (5)	-112.5
Rushing Yards / Play	2.65 (30)	4.82 (7)	-2.17
Passing Yards / Game	337.0 (2)	240.5 (11)	96.5
Passing Yards / Play	7.66 (4)	6.50 (15)	1.16
Interception Rate	1.14% (9)	0.00% (1t)	1.14%
Sacks / Pass Attempt	4.55% (11)	8.11% (17t)	-3.56%
First Downs / Game	18.5 (21t)	24.5 (3)	-6
Punt Return Avg	6.2 (22)	13.2 (9)	-7
Kickoff Return Avg	15.0 (21)	24.0 (5)	-9
Field Goals Made	100.00% (1t)	100.00% (1t)	0.00%
3rd Down Pct	50.00% (3)	37.93% (17)	12.07%
4th Down Pct	100.00% (1t)	75.00% (10t)	25.00%
Red Zone Pct	66.67% (7t)	60.00% (17)	6.67%
Goal to Go%	80.00% (16t)	80.00% (16t)	0.00%
Avg Possession Time	24:57 (29)	29:12 (21t)	
Points / Game	22.5 (18t)	29.0 (5t)	-6.5

DEFENSE

CATEGORY	MIN (RK)	LAC (RK)	DIFF
Yards / Game	336.0 (17)	438.5 (32)	-102.5
Yards / Play	4.70 (9)	6.85 (32)	-2.15
Rushing Yards / Game	166.0 (29)	105.5 (15)	60.5
Rushing Yards / Play	4.10 (18)	3.91 (14)	0.19
Passing Yards / Game	170.0 (8)	333.0 (32)	-163
Passing Yards / Play	5.96 (12)	9.65 (32)	-3.69
Interception Rate	1.75% (13)	1.45% (19t)	0.30%
Sacks / Pass Attempt	8.77% (11)	7.25% (14t)	1.52%
First Downs / Game	20.0 (17)	26.0 (30t)	-6
Punt Return Avg	6.2 (14)	5.5 (10)	0.7
Kickoff Return Avg	23.0 (24t)	0 (1t)	23
3rd Down Pct	38.71% (15t)	45.45% (24)	-6.74%
4th Down Pct	100.00% (27t)	50.00% (17t)	50.00%
Red Zone Pct	66.67% (20t)	66.67% (20t)	0.00%
Goal to Go%	80.00% (16t)	71.43% (14)	8.57%
Points / Game	27.0 (25)	31.5 (30)	-4.5

TEAM LEADERS

MINNESOTA VIKINGS

CATEGORY	PLAYER	TOTAL	NFC RANK	NFL RANK
Scoring	Addison	12	3t	6t
	Hockenson	12	3t	6t
Passing Yds	Cousins	708	1	2
Passing TDs	Cousins	6	1t	1t
Passer Rating	Cousins	114.2	2	2
Completion Pct	Cousins	72.7	1	3
Rushing Att.	Mattison	19	19	32t
Rushing Yds	Mattison	62	19t	39t
Rushing TDs	N/A	0	DNQ	DNQ
Receptions	Jefferson	20	2	2
Receiving Yds	Jefferson	309	1	1
Receiving TDs	Addison	2	1t	2t
	Hockenson	2	1t	2t
Interceptions	Th. Jackson	1	3t	5t
Tackles	Bynum	25	3	4t
Forced Fumbles	N/A	0	DNQ	DNQ
Opp. FR	N/A	0	DNQ	DNQ
Sacks	Hunter	4.0	1	1t
FGs Made	Joseph	1	14	28
FG Pct	Joseph	100%	1t	1t
Net Punting Avg	Wright	47.9	3	3
Punt Ret. Avg	Powell	6.2	12	24
KO Ret. Avg	Chandler	15.0	11	23

LOS ANGELES CHARGERS

CATEGORY	PLAYER	TOTAL	AFC RANK	NFL RANK
Scoring	Allen	12	4t	6t
Passing Yds	Herbert	534	4	7
Passing TDs	Herbert	3	6t	9t
Passer Rating	Herbert	102.0	3	9
Completion Pct	Herbert	67.6	6	14
Rushing Att.	Kelley	29	4t	12t
Rushing Yds	Kelley	130	7	14
Rushing TDs	Ekeler	1	4t	13t
	Kelley	1	4t	13t
Receptions	Allen	14	4	8t
Receiving Yds	Allen	187	3	9
Receiving TDs	Allen	2	2t	2t
Interceptions	Jackson	1	3t	5t
Tackles	Gilman	17	14t	29t
	James	17	14t	29t
Forced Fum.	N/A	0	DNQ	DNQ
Opp. FR	Williams	1	2t	2t
Sacks	Bosa	2.0	4t	12t
FGs Made	Dicker	5	2	6
FG Pct	Dicker	100%	1t	1t
Net Punting Avg	Scott	38.7	7	20
Punt Ret. Avg	Davis	13.2	7	10
KO Ret. Avg	Davis	24.0	5	7

NORSEMAN NOTABLES

ROOKIES ON THE RISE

ALL ADDISON: Against the Eagles, WR *Jordan Addison* caught three passes for 72 yards, including a 62-yard touchdown reception in the third quarter. He joined Percy Harvin (2009) and Sammy White (1976) as the only rookies in team history to start the season with TD receptions in two-consecutive games. Addison also became just the 20th WR in NFL history to achieve this feat since the merger.

Addison became the seventh rookie in Vikings history to score in Week 1 of his rookie season (since 1970), hauling in a 39-yard touchdown pass in the second quarter. Addison finished with 61 receiving yards on four receptions, the third-most receiving yards by a rookie in Week 1 in team history, trailing only Randy Moss (95 yards) and Sammy White (71).

The rookie is one of six players with at least 12.0 air yards per target, 100 receiving yards and two receiving touchdowns in 2023. He is joined by Brandon Aiyuk, Mike Evans, Tyreek Hill, DeVonta Smith and Garrett Wilson. Addison's 15.4 air yards/target ranks second in the NFL among all players with at least 10 targets, trailing only Darius Slayton.

AN ACE IN PACE: Undrafted rookie LB *Ivan Pace, Jr.*, made his first-career NFL start in Week 2 at Philadelphia. He recorded eight tackles, including 0.5 sack and a quarterback hurry.

Pace racked up eight total tackles in the season opener against Tampa Bay, tied for the second most among Vikings defenders. He also notched a quarterback hurry in his debut.

OFFENSIVE NOTES

YARDS PER PLAY: Through the first two weeks of the 2023 season, the Vikings averaged 6.3 yards per play, tied for the second most in the league, behind only Miami's 7.3 yards per play.

3RD ON 3RD DOWN EFFICIENCY: Minnesota ranks third in the league on third down efficiency, only Baltimore (58.65) and the Los Angeles Rams (58.1%) boast a better percentage than the Vikings 50.0 percentage.

RECEIVING YARDS AFTER 3: Entering Week 3, WR Justin Jefferson has notched 309 receiving yards. Averaging 154.5 receiving yards per game, Jefferson is on pace to break Gene Washington's 1969 team record for the most receiving yards after three games in a single season (397 yards). Adam Thielen sits in second with 338 yards and Stefon Diggs owns the third and fourth spots with 325 yards in 2016 and 324 yards in 2015.

TDs, TDs & More TDs: QB *Kirk Cousins* was 31-for-44 for 364 yards and four touchdowns against the Eagles, marking his 25th-career game with at least three touchdown passes, the most in Vikings history.

TE *T.J. Hockenson* hauled in a pair of 5-yard touchdown receptions from Cousins in Week 2, bringing his career total to five touchdowns since joining the Vikings in November of 2022.

At Philadelphia, WR *K.J. Osborn* found the end zone for the first time in 2023, catching a 10-yard touchdown pass from Cousins in the fourth quarter. It was his 13th-career score.

DEFENSIVE NOTES

DOUBLE-DIGIT TACKLES: CB *Camryn Bynum* tallied a career-high 15 tackles against the Eagles, raising his season total to 25. Bynum became just the fourth Viking all-time to open the season with at least 10 tackles in his first two games since at least 2000.

DL *Harrison Phillips* had a career-high 13 total tackles in Week 2, besting his previous career-best mark of 11 tackles.

STACKIN' SACKS: OLB *Danielle Hunter* leads the league in sacks with 4.0 through the first two weeks of the season. He tied his own Vikings record from 2021 for most sacks in Weeks 1 and 2 (since 1982 when sacks became an official stats).

THEO'S FIRST: S *Theo Jackson's* interception in the first quarter at Philadelphia marked the first of his career.

NORSEMAN NOTABLES

PRO FOOTBALL FOCUS REPORT CARD THE VIKINGS GRADES ARE IN

PLAYER	GRADE
JUSTIN JEFFERSON Jefferson's PFF Grade for Offense is the second-best mark among all WRs, RBs and TEs in the league through Weeks 1 and 2. Only Tyreek Hill earned a better grade, coming in at 91.2 (minimum 12 receptions).	89.5
CAMRYN BYNUM Among all safeties in the league who have played at least 95 snaps in 2023, Bynum owns the second-highest PFF Grade for Defense. Only Jessie Bates III (93.3) topped Bynum's mark.	87.8
IVAN PACE, JR. The rookie undrafted free agent achieved the third-highest PFF Grade for Tackling among all LBs in the NFL (no minimum snap count required).	85.4
JOSH OLIVER Compared to all TEs with at least five receptions this season, Oliver achieved the second-highest PFF Grade for Pass Routes, trailing only Will Dissly (84.5).	81.7
T.J. HOCKENSON Hockenson's PFF Grade for Offense leads the league among TEs with at least 10 catches in 2023.	77.5
KIRK COUSINS Among QBs with at least 50 completions through the first two weeks of the 2023 season, Cousins earned the third-best PFF Grade for Pass, trailing only Matthew Stafford (79.9) and Jared Goff (79.8).	76.4

**Grades DO NOT Include MNF Games on Sept. 18.*

8 TO 18 CONNECTION

QB **Kirk Cousins** has thrown 25 touchdown passes to WR **Justin Jefferson**, the fourth-most touchdown passes by a QB/WR duo in franchise history. The tandem is just one score shy of tying QB Warren Moon and WR Cris Carter for third place all-time.


Cousins and Jefferson became just the second QB/WR teammates in NFL history to record at least 340 passing yards and 150 receiving yards in the first two weeks of a season, joining Cam Newton and Steve Smith (2011).

14 of Jefferson's 20 receptions this season from Cousins have resulted in a first down, tying Tyreek Hill for the most receiving first downs in the league through Week 2 of the 2023 season.

Jefferson has hauled in a league-leading eight receptions of at least 20 yards from Cousins to kick off the 2023 season, two more than any other receiver in the league.

Cousins and Jefferson have posted 12-career performances with at least 300 passing yards and 100 receiving yards in the same game, the most by any QB/WR duo in team history. QB Duante Culpepper and WR Randy Moss achieved the feat nine times from 1999-2004, the second most in club history.


KEEPIN' UP WITH KIRK COUSINS



THROUGH WEEK 2

- QB **Kirk Cousins** broke his own team record from 2018 for the most passing yards through the first two weeks of a season with 708 passing yards in 2023.
- Cousins became the 13th QB in league history to post back-to-back games with at least 340 passing yards to start a season since 1970. He is the first QB in franchise history to amass at least 300 passing yards in each of the first two weeks of a season.
- He is the third quarterback in league history to throw for at least 700 yards and six touchdowns in the first two weeks of a season, while completing at least 72% of his passes. Cousins joined Jim Kelly (1991) and Ryan Fitzpatrick (2018).
- Cousins boasts a completion percentage of 72.7% through the first two weeks of the 2023 season, the second best in the NFL behind Josh Allen's 76.9 completion percentage (minimum 60 attempts).
- With six touchdowns through the first two weeks of the season, Cousins raised his Vikings-career total to 159 touchdowns, tied for second with Tommy Kramer in team history, trailing only Fran Tarkenton (239).

JUST JUSTIN JEFFERSON



THROUGH WEEK 2

- WR *Justin Jefferson's* 309 receiving yards are the most receiving yards league-wide through the first two weeks of a season since Antonio Brown had 328 in Weeks 1 and 2 combined in 2015. Jefferson's two-week total to start the 2023 season ranks 10th in NFL history since 1970.
- His 309 yards are the most by a player in his first two weeks of a season in franchise history. Jefferson is the only Viking all-time to surpass the 300-yard receiving threshold after Weeks 1 and 2, breaking Stefon Diggs' previous club-best 285 receiving yards during the first two weeks of the 2016 season.
- After totaling 150 against Tampa Bay in Week 1 and 159 yards at Philadelphia in Week 2, Jefferson joined Randy Moss in Weeks 12 and 13 of the 1998 season as the only two in team history to have at least 150 receiving yards in consecutive games. Only five receivers in NFL history have strung together three-straight 150-yard games.
- Jefferson is averaging a league-leading 15.5 yards per reception through the first two weeks of the 2023 season (minimum 12 receptions).

FIRST FOUR SEASONS

- In his career, Jefferson has caught 344 receptions for 5,134 receiving yards. Both marks rank third in NFL history by a player in his first four seasons in the league. In receptions, Jefferson trails Michael Thomas (470) and Jarvis Landry (400), while he is behind only Thomas (5,512) and Randy Moss (5,396) in receiving yards.
- With five games with at least 10 receptions and 150 receiving yards, Jefferson is tied with Michael Thomas for the most all-time by a player in his first four seasons in the league. Jefferson's five games are the most in franchise history.
- Jefferson's 10-career games with at least 150 receiving yards are the tied with Lance Alworth for the most by a player in their first four seasons in NFL history. He has also put up 100 receiving yards in a half on 12 occasions in his career, a mark that leads the NFL since he entered the league in 2020. Las Vegas Raiders WR Davante Adams is second with nine.
- Since entering the league in 2020, Jefferson has hauled in 87 receptions of at least 20 yards, 20 more than any other receiver in the league during that time (CeeDee Lamb, 67).

HISTORIC FEATS FAST

- Jefferson recorded his 25th-career 100-yard game in the season opener against Tampa Bay, the 51st game of his career. It marked the fewest games needed to achieve 25 100-yard receiving performances in NFL history, eclipsing Lance Alworth's mark of 55 games. He has totaled 26 100-yard games through Week 2 of the 2023 season.
- With 159 yards in Philadelphia, Jefferson tied Lance Alworth (1962-66) for the fewest games needed to reach 5,000 receiving yards in a career at 52. His 52 matchups is a team record for fewest games needed to hit 5,000 receiving yards in a career, breaking Randy Moss' record of 59 games. Jefferson is the eighth WR in team history to reach 5,000 receiving yards in a career.
- In his career, Jefferson has amassed 5,134 receiving yards, the ninth most in Vikings history. He is just 356 yards shy of passing Ring of Honor receiver Ahmad Rashad for eighth in team history.

WEEK 1: TAMPA BAY @ MINNESOTA

Offense

- In his NFL debut, WR **Jordan Addison** caught four passes for 61 yards, the third most receiving yards by a rookie in Week 1 in Vikings history.
- QB **Kirk Cousins** was 33-of-44 for 344 yards, the fifth-most passing yards in team history during a season opener.
- WR **Justin Jefferson** accounted for 150 receiving yards on nine catches, marking the 25th 100-yard game of his career. He became the fastest receiver in NFL history to 25-career 100-yard games, achieving the feat in just 51 games.
- RB **Alexander Mattison** hauled in a 4-yard touchdown pass in the fourth quarter, knotting the game at 17. It was the fourth receiving touchdown of his career.

Defense

- S **Camryn Bynum** tallied a team-leading 10 tackles, the second most of his career and most since Nov. 7, 2021 (12).
- OLB **Danielle Hunter** recorded his sixth-career sack during a season opener, the fourth most in franchise history. Hunter finished with seven tackles, including two for loss, one sack and a pass defensed.
- In his NFL debut, rookie UDFA LB **Ivan Pace Jr.**, registered eight tackles, the second most among Viking defenders, and a quarterback hurry.

Special Teams

- K **Greg Joseph** connected on a 25-yard field goal in the second quarter.



WEEK 2: MINNESOTA @ PHILADELPHIA

Offense

- WR **Jordan Addison** caught three passes for 72 yards, including a 62-yard touchdown reception in the third quarter.
- QB **Kirk Cousins** was 31-for-44 for 364 yards and three touchdowns. This marked his 25th-career game with at least three touchdown passes, the most in Vikings history.
- TE **T.J. Hockenson** hauled in his fourth-career touchdown as a Viking in the second quarter, and his fifth-career score in the fourth quarter. Hockenson finished with 66 yards on 7 receptions.
- WR **Justin Jefferson** hauled in 11 receptions for 159 receiving yards, upping his career total to 5,134 yards. It was his 26th-career game with at least 100 receiving yards.
- WR **K.J. Osborn** recorded a 10-yard receiving touchdown in the fourth quarter. He finished with three catches for 34 yards.

Defense

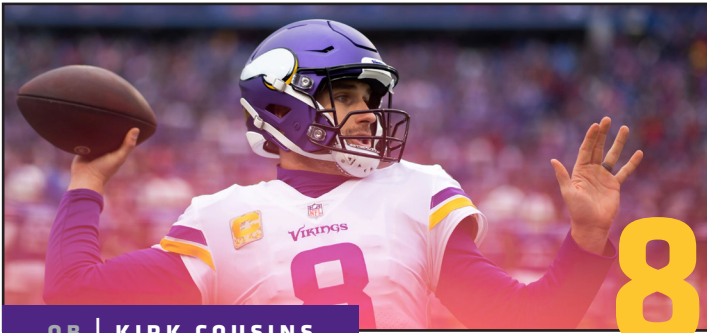
- S **Camryn Bynum** tallied a career-high 15 tackles, raising his season total to 25.
- OLB **Danielle Hunter** registered 3.0 sacks, raising his season total to 4.0 and his career total to 75.0. It marked the fourth time in his career with at least 3.0 sacks in a game.
- S **Theo Jackson's** interception in the first quarter marked the first of his career.



THE CAPTAINS FILE

OFFENSIVE CAPTAINS

DEFENSIVE CAPTAINS



QB | KIRK COUSINS

SIX-TIME TEAM CAPTAIN


8



LB | JORDAN HICKS

FIRST-TIME TEAM CAPTAIN


58



WR | JUSTIN JEFFERSON

FIRST-TIME TEAM CAPTAIN

18



S | HARRISON SMITH

FOUR-TIME TEAM CAPTAIN


22



T | BRIAN O'NEILL

THREE-TIME TEAM CAPTAIN

75



OLB | DANIELLE HUNTER

FIRST-TIME TEAM CAPTAIN

99

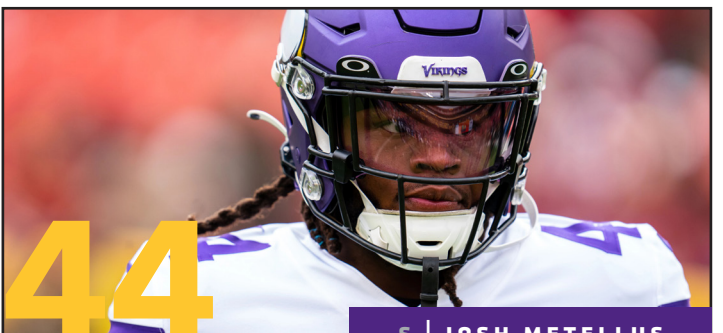
SPECIAL TEAMS CAPTAINS



FB | C.J. HAM

THREE-TIME TEAM CAPTAIN

30



S | JOSH METELLUS

TWO-TIME TEAM CAPTAIN

44

RECOGNIZING RUDOLPH

TE | KYLE RUDOLPH



The Minnesota Vikings will honor former TE Kyle Rudolph during Sunday's game against the Chargers. Rudolph announced his retirement on Sept. 4, 2023, following 12 seasons in the NFL.


Originally a second-round pick by the Vikings in 2011, Rudolph spent 10 seasons with the team (2011-20). He played for the New York Giants in 2021 and spent his final season with the Tampa Bay Buccaneers in 2022.

During his NFL tenure, the TE generated 4,773 yards and 50 touchdowns on 482 catches. Rudolph was a three-time Walter Payton Man of Year nominee with the Vikings.

Rudolph is scheduled to hold a press conference Thursday morning at TCO Performance Center ahead of Sunday's matchup.

'22 IN REVIEW

- The Minnesota Vikings finished the regular season as NFC North Division Champions, tallying a 13-4 overall record in 2022.
- Minnesota made its 31st playoff appearance and hosted the club's first home playoff game since the Divisional Round following the 2017 season.
- In his first season as head coach, Kevin O'Connell led the Vikings to 13 regular-season wins, the most by any first-year head coach in franchise history and became just the sixth first-year head coach in NFL history to win at least 13 games.
- Minnesota finished 11-0 in one-score games in the regular season after going 5-8 in those situations during the 2021 season.
- Seven Vikings captured NFC Player of the Week honors under O'Connell in 2022, the most by a first-year Vikings head coach all-time.
- Seven players represented Minnesota at the 2023 Pro Bowl, which marked the most under a first-year head coach in Vikings history.



BY THE
NUMBERS

13

HEAD COACH KEVIN O'CONNELL BECAME JUST THE SIXTH FIRST-YEAR HEAD COACH IN NFL HISTORY TO WIN AT LEAST 13 GAMES.

NEW FACES FOR 2023

Player.....	Pos.....	Acq.....
Hakeem Adeniji (PS).....	OL.....	FA
Junior Aho.....	DL.....	International Pathway Program
Henry Byrd (PS).....	OL.....	UDFA
Andre Carter II.....	OLB.....	UDFA
C.J. Coldon Jr. (PS).....	CB.....	UDFA
Marcus Davenport.....	OLB.....	FA
Myles Gaskin.....	RB.....	FA
N'Keal Harry (PS).....	WR.....	FA
Lucky Jackson (PS).....	WR.....	FA
Malik Knowles (IR).....	WR.....	UDFA
Dean Lowry.....	DL.....	FA
Byron Murphy Jr.....	CB.....	FA
Josh Oliver.....	TE.....	FA
Ivan Pace Jr.....	LB.....	UDFA
David Quessenberry.....	T.....	FA
Dalton Risner.....	G.....	FA
Tyrese Robinson (PS).....	OL.....	FA
Thayer Thomas (PS).....	WR.....	UDFA
Najee Thompson.....	CB.....	UDFA
Jaylin Williams (PS).....	CB.....	UDFA
Joejuan Williams (PS).....	CB.....	FA

DRAFTED ROOKIES BY ROUND (6)

Round) Player.....	Pos.....	School
1) Jordan Addison.....	WR.....	USC
3) Mekhi Blackmon.....	CB.....	USC
4) Jay Ward.....	S.....	LSU
5) Jaquelin Roy.....	DL.....	LSU
5) Jaren Hall.....	QB.....	BYU
7) DeWayne McBride (PS).....	RB.....	UAB

ROSTER NOTES

Oldest Viking Player: Andrew DePaola (36)
Born - July 28, 1987

Youngest Viking Player: Jordan Addison (21)
Born - January 27, 2002

Most Seasons as a Viking: Harrison Smith (12)

Most NFL Seasons: Kirk Cousins, Harrison Smith (12)

College with the Most Vikings: LSU (5)

Home State with the Most Vikings: Texas (12)

Largest Viking

Blake Brandel, Brian O'Neil (Height: 6-7)
Khyiris Tonga (Weight: 338 lbs)

Smallest Viking

Brandon Powell (Height: 5-8)
Jordan Addison (Weight: 175 lbs)

FIRST-ROUND DRAFT PICKS (10)

[8] T.J. Hockenson (2019)

[14] Marcus Davenport (2018)

[18] Garrett Bradbury (2019)

[22] Justin Jefferson (2020)

[23] Christian Darrisaw (2021)

[23] Jordan Addison (2023)

[29] Harrison Smith (2012)

[32] Lewis Cine (2022)

NEWBIE NOTABLES

- Former New Orleans Saints OLB **Marcus Davenport** was one of just seven defensive players across the league to notch at least nine sacks and force a minimum of three fumbles while starting fewer than 20 games between the 2021-22 seasons.
- RB **Myles Gaskin**, who spent 2022 with the Miami Dolphins, is just one of six players aged 26 and under to record at least 40 receptions and 140 rushings attempts in multiple NFL seasons between 2020-22.
- In Week 2 of the 2022 season, former Arizona Cardinals CB **Byron Murphy Jr.**, scored on a 59-yard fumble recovery in overtime against Las Vegas, marking the longest fumble return touchdown in overtime in NFL history.
- TE **Josh Oliver** recorded career-high marks in yards receiving (149), receptions (14) and touchdowns (two) while playing for the Baltimore Ravens in 2022. Additionally, Oliver graded out as the best run-blocking tight end in the league in 2022, according to Pro Football Focus.
- G **Dalton Risner** has started all 62 games in which he has played during his NFL tenure. He also started 50 of Kansas State's 51 games as a student-athlete.

RETURNERS FROM 2022

Starters Returning: 14 (9 Offense, 5 Defense)

Starters Lost: 8 (Cook, Dantzler Sr., Kendricks, Peterson, Smith, Sullivan, Thielen, Tomlinson)

Leading Returners Player (Total)
Passing Yards..... Kirk Cousins (4,547)

Rushing Yards..... Alexander Mattison (283)

Rushing Touchdowns..... Alexander Mattison (5)

Receiving Yards..... Justin Jefferson (1,809)

Receiving TDs..... Justin Jefferson (8)

Tackles..... Jordan Hicks (129)

Sacks..... Danielle Hunter (10.5)

Interceptions..... Harrison Smith (5)

Punt Return Yards..... N/A

Kick Return Yards..... Kene Nwangwu (920)



U.S. BANK STADIUM

HOME OF THE VIKINGS

U.S. Bank Stadium opened July 22, 2016, with a two-day, public open house welcoming more than 190,000 Minnesotans through its doors.

- **2016:** The Vikings earned the **first win** in their new home against the then-San Diego Chargers in the first preseason game in the stadium, Aug. 28, 2016, defeating the Chargers, 23-10. The Purple and Gold continued the streak, capturing their first regular-season win in the stadium against the Green Bay Packers, Sept. 18, 2016, winning 17-14.
- **2018:** On Feb. 4, 2018, U.S. Bank Stadium hosted its **first Super Bowl**, the second for the city of Minneapolis. It also became the home of the first “Zero Waste” Super Bowl, with 91% of trash recycled.
- **2019:** U.S. Bank Stadium hosted the **NCAA Men’s Final Four**, featuring Auburn, Michigan State, Texas Tech and Virginia, in April of 2019 and welcomed a record-setting sporting-event attendance of 72,711 guests.
- **2023:** U.S. Bank Stadium was **paid off** in its entirety, 23 years earlier than originally anticipated and just seven years after the stadium’s opening, June 26, 2023.

STRENGTH OF SCHEDULE

League-wide strength of schedule in 2023 based on opponents' 2022 record:

Rk.	Team	Combined W-L	Pct.
1	Philadelphia Eagles	161-123-4566
2	Miami Dolphins	158-127-2554
3	New England Patriots	156-128-3549
T-4	Dallas Cowboys	156-128-4549
T-4	New York Giants	157-129-2549
6	New York Jets	155-129-3545
7	Buffalo Bills	155-131-2542
8	Washington Commanders	153-133-2535
9	Los Angeles Rams	152-133-3533
10	Las Vegas Raiders	150-136-2524
11	Arizona Cardinals	148-147-3519
T-12	Los Angeles Chargers	149-139517
T-12	Denver Broncos	148-138-2517
T-12	Seattle Seahawks	148-138-2517
15	San Francisco 49ers	147-142-0514
16	Kansas City Chiefs	147-140512
17	Cincinnati Bengals	146-140-2510
18	Chicago Bears	143-145-1497
19	Minnesota Vikings	143-145497
20	Detroit Lions	143-146495
21	Baltimore Ravens	138-147-2484
22	Tampa Bay Buccaneers	138-148-2483
23	Jacksonville Jaguars	135-148-4477
24	Green Bay Packers	137-151-1476
25	Pittsburgh Steelers	134-151-2470
26	Cleveland Browns	131-154-2460
27	Carolina Panthers	130-157-2453
28	Tennessee Titans	127-157-4448
29	Indianapolis Colts	124-162-2434
30	Houston Texas	123-163-2431
31	New Orleans Saints	122-164-3427
32	Atlanta Falcons	119-167-3417

BY THE
NUMBERS

30

IT HAS BEEN 30 YEARS SINCE THE VIKINGS LAST LOST TO THE CHARGERS AT HOME. THE VIKINGS HAVE NOT DROPPED A MATCHUP TO THE CHARGERS IN MINNESOTA SINCE 1993.

OPPONENTS BY THE NUMBERS

Team	2023 Record	Offense Rank (TY/G)	Defense Rank (TY/G)
Tampa Bay*	2-0	13th	9th
Philadelphia*	2-0	11th	26th
Los Angeles Chargers*	0-2	4th	32nd
Carolina	0-1	28th	8th
Kansas City*	1-1	9th	13th
Chicago	0-2	27th	29th
San Francisco*	2-0	7th	12th
Green Bay	1-1	26th	27th
Atlanta	2-0	15th	3rd
New Orleans	1-0	10th	4th
Denver	0-2	16th	16th
Las Vegas	1-1	30th	23rd
Cincinnati*	0-2	32nd	28th
Detroit	1-1	3rd	22nd
Minnesota*	0-2	8th	17th

*Denotes 2022 Playoff Team

TCO PERFORMANCE CENTER

WELCOME TO OUR HOUSE

The Vikings' 40-acre headquarters officially opened on March 5, 2018, with a ribbon-cutting ceremony held on June 15, 2018.

- The Vikings have hosted joint practices at TCO Performance Center with the Jaguars (2018), Broncos (2021) and 49ers (2022). This year, the team welcomed both Tennessee and Arizona to TCOPC.
- It includes five outdoor football fields (including the 6,500-seat TCO stadium), indoor synthetic turf field and outdoor training areas.
- The facility also features player position meeting rooms and team auditorium, expanded locker room, weight room and equipment facilities.
- State-of-the-art cardiovascular and specialized speed rooms, a hydrotherapy room, and post-workout recovery rooms can be found in the training wing.
- The space also includes a broadcast studio, media center and administrative offices for Vikings staff.
- The facility sits within a 200-acre mixed-use development for residential, retail, and dining spaces as well as Omni Viking Lakes Hotel, which opened in September 2020.



BY THE
NUMBERS

6.3

THROUGH THE FIRST TWO WEEKS OF THE SEASON, THE VIKINGS AVERAGED 6.3 YARDS/PLAY, TIED FOR THE SECOND MOST IN THE LEAGUE, BEHIND ONLY MIAMI (7.3).



KEVIN O'CONNELL

HEAD COACH

NFL HEAD COACH: Second Year
OVERALL NFL EXPERIENCE: 13th Year
COACHING EXPERIENCE: Ninth Year

REGULAR SEASON: 13-6 (.684)
POSTSEASON: 0-1 (.000)
RECORD WITH MIN: 13-7 (.650)



In his first season as head coach in 2022, Kevin O'Connell led the Vikings to 13 wins, the most by any first-year head coach in franchise history, earning the club's first division title since 2017. O'Connell had seven players win Player of the Week awards in 2022, also the most by a first-year head coach in franchise history, seven notched Pro Bowl berths and three earned *Associated Press* All-Pro honors.

O'Connell heavily emphasized his team becoming "situational masters" since becoming the 10th head coach in franchise history, pointing to areas that might not always be prominent on stat sheets, but are crucial to winning games. Minnesota saw immediate improvement in these areas, finishing 11-0 in one-score games during the regular season after going 5-8 in those same situations in 2021. The team also had an NFL-record-tying 10 comeback wins, including overcoming a 33-point halftime deficit in Week 15 against the Colts, the greatest comeback in NFL history.

Several players excelled under O'Connell's direction in 2022. Quarterback Kirk Cousins orchestrated eight fourth quarter comebacks this season, tied with Matthew Stafford (2016) for the NFL record. He also recorded eight game-winning drives on the season, which led the NFL. Wide receiver Justin Jefferson set the Vikings new single-season record for receiving yards (1,809) and receptions (128), passing Hall of Fame WRs Cris Carter (122 in 1994 and 1995) and Randy Moss (1,632 in 2003). In a mid-season trade with the Detroit Lions, Nov. 1, 2022, the Vikings acquired tight end T.J. Hockenson, who set the NFL record for most receptions (26) in a player's first four games with a new team. According to Pro Football Focus, center Garrett Bradbury improved from a 60.2 grade in 2021 to a 70.2 grade this season, including a career-high 68.1 pass block grade, and tackle Christian Darrisaw (90.3) had the second-highest grade of any tackle in the NFL this season, trailing only Trent Williams.

The Vikings had two players combine for 10 interceptions in 2022 - cornerback Patrick Peterson (five) and safety Harrison Smith (five) - marking the most by two Vikings teammates in a season since Antoine Winfield (four) and Darren Sharper (nine) combined for 13 in 2005. Both Peterson and Smith's five interceptions were tied for the fifth-most in 2022. Peterson and Smith each have tallied 34 interceptions in their careers, the second-most among active players in the NFL. Peterson was tied for sixth in the NFL in passes defended (15) and ranked fourth in the NFL in PFF coverage grade despite having the second-most coverage snaps this season.

O'Connell was named the 10th head coach in franchise history Feb. 16, 2022, after serving as the offensive coordinator for the Los Angeles Rams.

In 2021, he led the Rams to finish ninth in total offense (372.1 yards per game), helped his unit rank second in plays of 50-plus yards (10), fourth in yards per play (5.98) and eighth in offensive touchdowns (51). Under the guidance of O'Connell, Rams QB Matthew Stafford and WR Cooper Kupp both had career years in 2021. Stafford set the single-season team record for passing yards (4,886) and tied Kurt Warner from his 1999 MVP season for the most passing touchdowns in a season by a Rams quarterback with 41, while also winning his first playoff game in his 13th season in the NFL. Kupp, who was named 2021 NFL Offensive Player of the Year by The Associated Press and Super Bowl LVI MVP, had one of the best receiving seasons in NFL history, leading the NFL in receptions (145), receiving yards (1,947) and receiving touchdowns (16), earning AP First-Team

All-Pro and Pro Bowl honors.

During the 2021 season, O'Connell's lone season with Stafford, the signal caller threw for the third-most passing yards (4,886) and second-most touchdowns (41) in the NFL, all while achieving his career-best 102.9 passer rating (in seasons with more than eight starts), the sixth-best in the NFL. Kupp's wide receiver Triple Crown in 2021, which he won after leading the NFL in receptions (145), receiving yards (1,947) and touchdowns (16), joined him with WR Jerry Rice (San Francisco 49ers, 1990), WR Sterling Sharpe (Green Bay Packers, 1992) and WR Steve Smith (Carolina Panthers, 2005) as the only players since the 1970 merger to achieve this feat. Kupp's 145 receptions and 1,947 receiving yards both ranked as the second-highest single-season totals in NFL history, trailing only Michael Thomas's 149 receptions in 2019 and Calvin Johnson's 1,964 receiving yards in 2012.

O'Connell was instrumental in aiding mid-season free agent signee WR Odell Beckham, Jr., to five receiving touchdowns in eight games played with the team, the most since his 2018 season with the New York Giants. O'Connell also helped the Rams offense tie for seventh in scoring offense (27.1 points per game) and score on 45.9% of their offensive drives, which ranked third in the NFL behind the Kansas City Chiefs (48.2) and New England Patriots (48.0).

The 2020 Rams offense featured the 10th-ranked rushing attack, posting 126.1 yards per game on the ground, behind two 600-plus rushing seasons from running backs Cam Akers and Darrell Henderson. Anchored by T Andrew Whitworth, the oldest offensive lineman in the NFL, the Rams offensive line only allowed 56 sacks in the two years O'Connell was in Los Angeles, which was good for the seventh-fewest among NFL clubs. The offensive line's sack rate, 4.5%, was the fifth-lowest in the NFL over the past two years. In addition to helping QB Jared Goff to his fourth consecutive season with at least 3,800 passing yards and 20 touchdowns in 2020, O'Connell prepared QB John Wolford for a win-and-in game against the Arizona Cardinals in Week 17, helping him pass for 231 yards and rush for 56 more in his NFL debut, while leading the Rams to a 18-7 victory and a playoff berth.

Under O'Connell, Rams quarterbacks threw for 1,517 passing yards (third in NFL), 11 touchdowns (fourth in NFL) and a 106.4 passer rating in playoff games (second in NFL). He coached Stafford to a Super Bowl win, helping him post a 4-0 record in the postseason and 108.3 passer rating, which trailed only QBs Josh Allen and Patrick Mahomes. Furthermore, the Rams' 1,186 passing yards in the 2021 playoffs were the most in NFL history, surpassing the 2011 New York Giants (1,144). O'Connell helped Kupp (478) and Beckham, Jr., (288) post a combined 766 receiving yards in the playoffs, the most by any wide receiver duo this postseason.

Prior to joining the Rams, O'Connell worked in Washington, serving as the quarterbacks coach in 2017-18 and the offensive coordinator in 2019. O'Connell coached Cousins in 2017, helping him throw for more than 4,000 yards and 27 touchdowns, and record a career-high 342 rushing yards and a league-leading four game-winning drives. Cousins' 4,093 passing yards marked his third-consecutive 4,000-yard passing season, helping him become the 11th quarterback in NFL history to accomplish this feat. During the 2018 season, O'Connell was tasked with getting three different quarterbacks (Josh Johnson, Colt McCoy and Mark Sanchez) up to speed following a devastating injury to starting QB Alex Smith.

In 2019, O’Connell helped guide rookie WR Terry McLaurin to 58 receptions, 919 receiving yards and seven touchdowns, the second-most receptions and third-most receiving yards and touchdowns among rookies in franchise history. O’Connell oversaw the production of three quarterbacks in 2019, specifically rookie QB Dwayne Haskins, Jr. Once Haskins, Jr., became the full-time starter in Week 9, he passed for 1,225 yards, seven touchdowns, three interceptions and an 85.5 passer rating. O’Connell also helped Vikings all-time leading rusher Adrian Peterson eclipse 1,000 scrimmage yards (1,040) at the age of 34.

Since O’Connell became an offensive coordinator in 2019, he has coached one Super Bowl MVP (Kupp), two Pro Bowlers (guard Brandon Scherff and Kupp), one All-Pro (Kupp) and one PFWA All-Rookie Team member (McLaurin).

O’Connell worked on special projects with the San Francisco 49ers in 2016, where he overlapped with Vikings General Manager Kwesi Adofo-Mensah. Prior to his one year in San Francisco, O’Connell was the quarterbacks coach in Cleveland during the 2015 season, assisting QB Josh McCown to becoming the only player in team history to throw for 300 or more passing yards in three consecutive games. McCown also broke the single-game passing record in 2015, throwing for 457 yards against the Baltimore Ravens.

As a player, O’Connell was drafted in the third round (94th pick) of the 2008 NFL Draft by the New England Patriots out of San Diego State. He played one season for the Patriots behind QB Matt Cassel following a season-ending injury to QB Tom Brady. During the 2009 preseason, O’Connell was claimed by the Detroit Lions and was then later traded to the New York Jets for a seventh-round pick. Before his NFL career ended in 2012, O’Connell spent time with the Miami Dolphins, a second stint with the Jets and the San Diego Chargers.

As a four-year captain at San Diego State, O’Connell finished his career after appearing in 40 games while ranking third in completions (664), fourth in passing yards (7,689) and fifth in passing touchdowns (46) in school history. The Carlsbad, Calif., native and his wife, Leah, have two sons, Kaden and Kolten, and two daughters, Quinn and Callie. O’Connell’s father, Bill, was a longtime FBI agent, and his mother, Suzanne had a career as an educator. O’Connell has an older sister, Kelley, who is an attorney.

O’CONNELL’S BACKGROUND

PLAYER (QB)

2004-07	San Diego State
2008	New England Patriots
2009	Detroit Lions*
2009-10	New York Jets
2011	Miami Dolphins*
2011	New York Jets
2012	San Diego Chargers*

*Offseason or Practice Squad Member

COACH

2015	QB // Cleveland Browns
2016	Special Projects // San Francisco 49ers
2017-18	QB // Washington Commanders
2019	OC // Washington Commanders
2020-21	OC // Los Angeles Rams
2022	HC // Minnesota Vikings
2023	HC // Minnesota Vikings

O’CONNELL’S YEAR-BY-YEAR (PLAYER & COACH)


PLAYER (QB)

Year	Team	W/L	Playoff Appearance
2008	New England	11-5	
2009	Detroit Lions*		
2009	New York Jets	9-7	AFC Championship
2010	New York Jets	11-5	AFC Championship
2011	Miami*		
2011	New York Jets	8-8	
2012	San Diego Chargers*		

*Offseason or Practice Squad Member

COACH

Year	Team	W/L	Playoff Appearance
2015	Cleveland	3-13	
2016	San Francisco	2-14	
2017	Washington	7-9	
2018	Washington	7-9	
2019	Washington	3-13	
2020	Los Angeles	10-6	Divisional Round
2021	Los Angeles	12-5	Super Bowl LVI Champs
2022	Minnesota	13-4, 0-1	NFC North Champs
			Wild Card
2023	Minnesota	0-2	





MATT DANIELS

SPECIAL TEAMS COORDINATOR

OVERALL NFL EXPERIENCE: Eighth Season (Six Coaching, Two Accrued Playing)

COACHING EXPERIENCE: Sixth Season

VIKINGS EXPERIENCE: Second Season



BRIAN FLORES

DEFENSIVE COORDINATOR

OVERALL NFL EXPERIENCE: 19th Season

COACHING EXPERIENCE: 15th Season

VIKINGS EXPERIENCE: First Season



WES PHILLIPS*

OFFENSIVE COORDINATOR

OVERALL NFL EXPERIENCE: 17th Season

COACHING EXPERIENCE: 20th Season

VIKINGS EXPERIENCE: Second Season



MIKE PETTINE*

ASSISTANT HEAD COACH/OUTSIDE LINEBACKERS

OVERALL NFL EXPERIENCE: 21st Season

COACHING EXPERIENCE: 30th Season

VIKINGS EXPERIENCE: Second Season

ASSISTANT COACHES

IMARJAYE ALBURY SR.*	Defensive Assistant
BRIAN ANGELICHIO	Tight Ends/Passing Game Coordinator
LANCE BENNETT*	Quality Control - Defense
THAD BOGARDUS*	Assistant Inside Linebackers
RYAN CORDELL*	Passing Game Specialist/Game Management Coord.
BEN ELLEFSON	Offensive Assistant
DALMIN GIBSON	Assistant Special Teams
PAT HILL*	Assistant Defensive Line
MICHAEL HUTCHINGS*	Assistant Defensive Backs
DARONTE JONES	Defensive Backs/Passing Game Coordinator
CHRIS KUPER	Offensive Line
KEENAN MCCARDELL	Wide Receivers
CURTIS MODKINS	Running Backs/Run Game Coordinator
DERRON MONTGOMERY	Quality Control - Offense
CHRIS O'HARA	Quarterbacks
JUSTIN RASCATI*	Assistant Offensive Line
CHRIS RUMPH	Defensive Line
MIKE SIRAVO	Inside Linebackers
MIKE SMITH	Outside Linebackers/Pass Rush Specialist
TONY SORRENTINO	Assistant Wide Receivers
GRANT UDINSKI	Assistant Quarterbacks/Special Projects

*Denotes Coaches in Booth During Game



BRANDON STALEY

HEAD COACH

NFL HEAD COACH: 3rd Year

OVERALL NFL EXPERIENCE: Eighth Year

COACHING EXPERIENCE: 18th Year

REGULAR SEASON: 19-17 (.528)

POSTSEASON: 0-1 (.000)

RECORD WITH LAC: 19-18 (.514)

The Los Angeles Chargers hired Brandon Staley as the 17th head coach in franchise history, becoming the first Bolts head coach with a defensive background in over a decade. One of the most progressive minds in football, Staley brought an aggressive approach to the Chargers, leading the Bolts to a pair of winning seasons and a playoff berth in his first two years with the team. In those two seasons, Staley coached seven players to be selected to a combined eight Pro Bowls.

Staley led the Bolts in 2022 to a 10-7 regular-season record and a postseason appearance, the team's first since 2018. He coached a pair of Chargers defenders to a Pro Bowl selection – safety Derwin James Jr., and outside linebacker Khalil Mack, both of who earned their second all-star nods under Staley.

The offense rank third in passing offense (269.6 net passing yards per game) and No. 9 in total offense (359.3 total net yards per game) in the NFL in 2022. The unit set a single-season NFL record by featuring six players with at least 500 receiving yards and three touchdown grabs. Quarterback Justin Herbert continued to set records, as no player has more completions (1,316), passing yards (14,089) or total touchdowns (102) over the first three seasons of a career. Herbert is also the only quarterback in NFL history to begin a career with three consecutive seasons of 4,000-plus passing yards and the second player ever to throw 25 touchdowns in each of their first three years, joining Hall of Fame quarterback Peyton Manning. Meanwhile, the offense also featured running back Austin Ekeler, who led the NFL for the second-straight season with 18 scrimmage touchdowns and set single-season career highs with 1,637 yards from scrimmage, 13 rushing touchdowns, 915 rushing yards and 107 receptions. His 107 catches led all running backs ranked tied for No. 5 in the NFL in 2022, and were tied for the second-most by a running back in a single season in NFL history.

Down the stretch, the Bolts defense was among the NFL's best, ending the regular season as the No. 3 unit in total defense (284.8 total net yards per game) and fourth-ranked passing defense (153.0 net passing yards per game) over the final five weeks. Los Angeles had the best third-and-short defense in the NFL, allowing conversions just 48.6 percent of the time on third-and-one or third-and-two situations. The group featured Mack, who led the team with eight sacks, and James, who was named AFC Defensive Player of the Month for November by becoming the only defensive back in the last 30 years to have at least 30 tackles, multiple sacks, an interception and a forced fumble in a single November.

Special teams saw a turnaround in 2022, leading the NFL by allowing just 3.1 yards per punt return, the best average allowed by the Chargers in 50 years. The Bolts were also the AFC's top kicking unit, making 31-of-33 field goals (93.9 pct.) despite deploying three different kickers on the year. The team's 93.9 field goal percentage ranked No. 2 in the NFL in 2022 and led the AFC. Three Los Angeles specialists won Special Teams Player of the

Week – kicker Dustin Hopkins, kicker Cameron Dicker and punter JK Scott. The Bolts were the first known team to have two different kickers win the weekly honor in the same season. Dicker was also named the AFC Special Teams Player of the Month for December/January, becoming the third Charger to earn an AFC Player of the Month award in their rookie season.

In Staley's first season at the helm in 2021, Los Angeles offense set single-season team records for first downs (401), passing touchdowns (38) and fewest fumbles (10). The offensive unit also scored 181 fourth-quarter points, good for the second-most in a season in NFL history, and led the NFL with 22 fourth-down conversions and seven two-point conversions. Staley called a defense that led the NFL with 11 strip-sacks and paced the AFC with 19 forced fumbles. Six Chargers were selected to the Pro Bowl, including five that were tabbed as starters.

On offense, Herbert was named to his first all-star game as the AFC starting quarterback after setting numerous single-season franchise records, including completions (443), passing yards (5,014), passing touchdowns (38) and games with 300-plus passing yards (nine). He led the AFC in 2021 in each of those categories and was named AFC Offensive Player of the Week three times. Meanwhile, center Corey Linsley and rookie tackle Rashawn Slater were also Pro Bowl starters and earned second-team All-Pro honors from The Associated Press.

The 2021 season also featured wide receiver Keenan Allen being named to his fifth-straight Pro Bowl after the California product recorded his fifth-straight season with at least 95 catches, good for the second-longest streak in NFL history. Fellow wide receiver Mike Williams registered five go-ahead touchdowns in the fourth quarter or overtime, the most by any player in a single season in NFL history. Ekeler tied for the league lead with 20 touchdowns, scoring nine of his touchdowns in primetime games to tie Hall of Fame running back Emmitt Smith (1995) for the second-most by any player in a single season in NFL history, training only Hall of Fame wide receiver Randy Moss' 11 in 2007 with New England.

On the defensive side of the ball, outside linebacker Joey Bosa was named to his fourth Pro Bowl after leading the NFL with seven strip-sacks in 2021. In the secondary, James returned from missing the 2020 season due to injury to be named an all-star after totaling 118 tackles, two interceptions, two sacks and three forced fumbles – becoming the first defensive back in at least 20 years to total 100 tackles after missing the entire previous season due to injury.

Staley coached four Pro Bowlers before joining the Chargers, some of the most dominant defensive NFL players in recent memory – Mack in 2018, Von Miller in 2019 and Aaron Donald and Jalen Ramsey in 2020. Three of those players (Mack, Donald and Ramsey) were also recognized as AP first-team All-Pro selections.

As one of the most progressive defensive minds in football, Staley overhauled a Rams defense to become the best defense in football in 2020. The unit ranked No. 1 in total defense, passing defense and scoring defense while finishing as the third-best rushing defense. The Rams defensive unit improved by more than four points per game in scoring defense from 2019 to post the best single-season average allowed by the team in nearly two decades.

Staley brought innovation on defense from college to the NFL, serving as outside linebackers coach in Chicago (2017-18) and Denver (2019). He served on Vic Fangio's staff in Denver after following the former defensive coordinator from Chicago. The 2019 Broncos defense led the NFL in red zone scoring, allowing a touchdown on just 39.1 percent of red zone drives – the second-lowest allowed by any NFL defense in the last five seasons. In his two years with Chicago, the Bears led the NFL in takeaways (58) while tying for No. 2 with 92 sacks. Staley was part of a staff in 2018 that coached the top-ranked scoring defense in football (17.7 points per game).

Prior to coaching in the NFL, Staley spent three seasons (2013, '15-16) at John Carroll as defensive coordinator/secondary coach and the 2014 season as defensive coordinator/linebackers at James Madison. In his final season as a collegiate coach, Staley earned National Coordinator of the Year honors for Division III by leading the John Carroll unit to rank third in the nation in total defense (218.0 yards per game) and fourth in scoring defense (12.6 points per game).

Before his stints at John Carroll and James Madison, Staley was a graduate assistant in 2012 at Tennessee. Staley held his first coordinator job as associate head coach/defensive coordinator at Hutchinson (Kan.) Community College from 2010-11. Over those two seasons, he helped develop Cordarrelle Patterson, Markus Golden and De'Vondre Campbell into NFL Draft picks.

Staley began his coaching career as a graduate assistant at Northern Illinois (2006-08) before coaching the defensive line and special teams in 2009 at the University of St. Thomas. He played quarterback at the University of Dayton, serving as a team captain and was a two-year starter from 2003-04, helping the Flyers post a 16-5 record as the starter. He ended his playing career at Mercyhurst College, playing there in 2005 with his twin brother, Jason. A native of Perry, Ohio, Staley and his wife, Amy, have three sons – Colin, Will and Grant.

CONNECTIONS

COLLEGE CONNECTIONS

MINNESOTA VIKINGS

LOS ANGELES CHARGERS

RB Alexander Mattison (2016-18), G Ezra Cleveland (2016-19)		DL Scott Matlock (2018-22)
CB Andrew Booth Jr. (2019-21)		LB Tanner Muse (2015-19), OL Jordan McFadden (2018-22)
S Lewis Cine (2019-21)		OL Jamaree Salyer (2018-21), TE Tre'McKitty (2020)
TE T.J. Hockenson (2017-18)		LB Nick Niemann (2017-20)
OLB Danielle Hunter (2012-14), WR Justin Jefferson (2017-19)		G Will Clap (2014-17)
S Josh Metellus (2016-19)		DL Christopher Hinton (2019-21)
LB Brian Asamoah II (2019-21)		LB Kenneth Murray Jr. (2017-19)
TE Johnny Mundt (2013-16), LB Troy Dye (2016-19)		QB Justin Herbert (2016-19)
DL Harrison Phillips (2014-17)		OT Foster Sarrell (2017-20)
S Theo Jackson (2017-21)		WR Joshua Palmer (2017-21)

PRO CONNECTIONS

MINNESOTA VIKINGS

LOS ANGELES CHARGERS

DL Jonathan Bullard (2021)		LS Josh Harris (2012-21)
LS Andrew DePaola (2017), DL Jonathan Bullard (2016-18)		DL Nick Williams (2018-19), OLB Khalil Mack (2018-21)
TE T.J. Hockenson (2019-22)		DL Nick Williams (2020-21)
DL Dean Lowry (2016-22)		C Corey Linsley (2014-20), P JK Scott (2018-22)
TE Johnny Mundt (2017-21), WR Brandon Powell (2021-22)		DL Morgan Fox (2016-20), TE Gerald Everett (2017-20), DL Sebastian Joseph-Day (2019-21)
OLB Marcus Davenport (2018-22)		G Will Clapp (2018-21)
K Greg Joseph (2019), T David Quessenberry (2019-21)		DL Austin Johnson (2016-19)

VIKINGS CONNECTIONS TO CHARGERS

OTHER NOTABLE CONNECTIONS

MINNESOTA VIKINGS

COACH	POS. WITH CHARGERS
WR Coach Keenan McCardell	WR (2006-06)
Head Coach Kevin O'Connell	QB (2012)*
*Member of the Chargers During Training Camp	

- Minnesota Vikings Head Coach Kevin O'Connell and Offensive Coordinator Wes Phillips both coached current Chargers TE Gerald Everett while with the Los Angeles Rams. O'Connell was the Rams OC from 2020-21 and Phillips was the TE coach in 2019-20. Everett was with Los Angeles from 2017-20.
- Vikings special teams coordinator Matt Daniels also spent time on the Rams coaching staff from 2019-21 as the assistant special teams coordinator and TE coach (2021). Chargers TE Gerald Everett (2017-20), DL Morgan Fox (2016-20) and DL Sebastian Joseph-Day (2019-21) were members of the Rams squad while Daniels was there.
- Vikings DL coach Chris Rumph's son Chris Rumph II plays OLB for the Chargers.
- Vikings TE Nick Muse's brother Tanner Muse plays LB for the Chargers.
- Los Angeles Chargers Head Coach Brandon Staley coached DL and Special Teams for the University of St. Thomas in 2009.

CHARGERS CONNECTIONS TO VIKINGS

LOS ANGELES CHARGERS

PLAYERS	POS. WITH VIKINGS
LB Eric Kendricks	LB (2015-22)*
*2022 Team Captain	
COACH	POS. WITH VIKINGS
Special Teams Coordinator Ryan Ficken	Asst. RB Coach (2007-08)
.....	Asst. WR Coach (2009-12)
.....	Asst. Special Teams Coach (2013-20)
.....	Special Teams Coordinator (2021)
LB Coach Jeff Howard	Asst. to HC (2013)
.....	Defensive Asst. Coach (2014-17)
.....	Defensive Asst./LB (2015)
.....	Defensive Asst. Coach/Asst. DB Coach (2019)



VIKINGS DL COACH CHRIS RUMPH'S SON CHRIS RUMPH II

THE LAST MATCHUP - VIKINGS & CHARGERS



27

2021 WEEK 10
Minnesota Vikings 27, Los Angeles Chargers 20
70,240 🏠 SoFi Stadium 🏠 Nov 14, 2021



20

Minnesota Vikings 0 13 7 7 - 27
Los Angeles Chargers 0 10 7 3 - 20

SCORING DRIVES

TEAM	QTR	TIME	SCORING PLAY	MIN	LAC
Vikings	2	14:12	G.Joseph 46 yd. Field Goal (10-59, 6:00)	3	0
Chargers	2	11:28	D.Hopkins 46 yd. Field Goal (6-48, 2:44)	3	3
Vikings	2	06:38	G.Joseph 30 yd. Field Goal (11-50, 4:50)	6	3
Vikings	2	03:26	T.Conklin 5 yd. pass from K.Cousins (G.Joseph kick) (6-31, 3:00)	13	3
Chargers	2	01:30	L.Rountree 1 yd. run (D.Hopkins kick) (8-75, 1:56)	13	10
Chargers	3	10:40	A.Ekeler 2 yd. pass from J.Herbert (D.Hopkins kick) (10-75, 4:20)	13	17
Vikings	3	02:33	T.Conklin 1 yd. pass from K.Cousins (G.Joseph kick) (9-66, 3:52)	20	17
Vikings	4	09:29	D.Cook 1 yd. run (G.Joseph kick) (12-68, 7:04)	27	17
Chargers	4	04:36	D.Hopkins 24 yd. Field Goal (12-69, 4:53)	27	20

MINNESOTA VIKINGS

PASSING	ATT	CP	YDS	SK/YD	TD	LG	INT	RTG
Kirk Cousins	37	25	294	2/16	2	27	0	109.5
TOTAL	37	25	294	2/16	2	27	0	109.5
RUSHING	ATT	YDS	AVG	LG	TD			
Dalvin Cook	24	94	3.9	12	1			
Alexander Mattison	4	16	4.0	7	0			
Kirk Cousins	4	-3	-0.8	4	0			
Justin Jefferson	1	-4	-4.0	-4	0			
TOTAL	33	103	3.1	12	1			
RECEIVING	NO	YDS	AVG	LG	TD			
Justin Jefferson	9	143	15.9	27	0			
Adam Thielen	5	65	13.0	19	0			
Dalvin Cook	3	24	8.0	15	0			
C.J. Ham	3	13	4.3	7	0			
Tyler Conklin	3	11	3.7	5t	2			
Alexander Mattison	1	24	24.0	24	0			
Chris Herndon	1	14	14.0	14	0			
TOTAL	25	294	11.8	27	2			
TOP DEFENSE	TOT	SOLO	AST	SCK	YDS	INT		
Eric Kendricks	8	7	1	1.0	15.0	1		
Bashaud Breeland	6	6	0	0.0	0.0	0		
Camryn Bynum	6	5	1	1.0	9.0	0		
FIELD GOALS	FGM/FGA	PERCENT	RESULTS					
Greg Joseph	2-2	100.0	(46, 30)					
TOTAL	2-2	100.0						

LOS ANGELES CHARGERS

PASSING	ATT	CP	YDS	SK/YD	TD	LG	INT	RTG
Justin Herbert	34	20	195	2/24	1	26	1	72.5
TOTAL	34	20	195	2/24	1	26	1	72.5
RUSHING	ATT	YDS	AVG	LG	TD			
Austin Ekeler	11	44	4.0	9	0			
Justin Herbert	2	22	11.0	17	0			
Larry Rountree III	5	10	2.0	5	1			
Joshua Kelley	1	6	6.0	6	0			
TOTAL	19	82	4.3	17	1			
RECEIVING	NO	YDS	AVG	LG	TD			
Keenan Allen	8	98	12.3	26	0			
Mike Williams	4	33	8.3	11	0			
Joshua Palmer	3	22	7.3	13	0			
Austin Ekeler	3	15	5.0	7	1			
Donald Parham Jr.	1	17	17.0	17	0			
Jared Cook	1	10	10.0	10	0			
TOTAL	20	195	9.8	26	1			
TOP DEFENSE	TOT	SOLO	AST	SCK	YDS	INT		
Derwin James Jr.	12	9	3	0.0	0.0	0		
Kyzir White	12	8	4	0.0	0.0	0		
Tevaughn Campbell	6	6	0	0.0	0.0	0		
FIELD GOALS	FGM/FGA	PERCENT	RESULTS					
Dustin Hopkins	2-2	100.0	(46, 24)					
TOTAL	2-2	100.0						


Team Statistics

	Vikings	Chargers
First Downs	24	20
3rd-Down Eff. (Made/Att/Pct)	5/14/36%	5/12/42%
4th-Down Eff. (Made/Att/Pct)	2/2/100%	0/0/0%
Total Net Yards	381	253
Total Plays	72	55
Yards Per Play	5.3	4.6
Rushes/Net Yards	33/103	19/82
Net Passing	278	171
Pass Attempts/Completions	37/25	34/20
Had Intercepted	0	1
Sacked/Yards Lost	2/16	2/24
Punts/Average	3/45.7	5/48.4
Penalties/Yards	10/118	7/52
Fumbles/Lost	1/1	0/0
Possession Time	36:15	23:45

VIKINGS - CHARGERS SERIES INFORMATION

SERIES HISTORY

YEAR....	HOME/AWAY	WINNER	SCORE
1971.....	(A).....	San Diego.....	30-14
1975.....	(H).....	Minnesota.....	28-13
1978.....	(H).....	San Diego.....	13-7
1981.....	(A).....	Minnesota.....	33-31
1984.....	(H).....	San Diego.....	42-13
1985.....	(H).....	Minnesota.....	21-17
1993.....	(H).....	San Diego.....	30-17
1999.....	(H).....	Minnesota.....	35-27
2003.....	(A).....	San Diego.....	42-28
2007.....	(H).....	Minnesota.....	35-17
2011.....	(A).....	San Diego.....	24-17
2015.....	(H).....	Minnesota.....	31-14
2019.....	(A).....	Minnesota.....	39-10
2021.....	(A).....	Minnesota.....	27-20



WON: 8

LOST: 6

TIE: 0

HOME: 5-3

AWAY: 3-3

SERIES BY THE NUMBERS

MINNESOTA VIKINGS

Last Regular-Season Game	Nov. 14, 2021
.....	(Minnesota, 27-20)
Largest Margin of Victory	29; 39-10
.....	Dec. 15, 2019
Current Streak	Win 3
Longest Streak	Win 3
.....	2015-21
Most Points Scored	39; 39-10
.....	Dec. 15, 2019
Fewest Points Scored	7; 13-7
.....	Nov. 19, 1978
Most Points Combined	70; 42-28
.....	Nov. 9, 2003
Fewest Points Combined.....	20; 13-7
.....	Nov. 19, 1978

LOS ANGELES CHARGERS

Last Regular-Season Game	Nov. 14, 2021
.....	(Minnesota, 27-20)
Largest Margin of Victory	29; 42-13
.....	Sept. 2, 1984
Current Streak	Lose 3
Longest Streak	Win 1
.....	Several Times; Last 2011
Most Points Scored	42; 42-28
.....	Nov. 9, 2003
Fewest Points Scored	10; 39-10
.....	Dec. 15, 2019
Most Points Combined	70; 42-28
.....	Nov. 9, 2003
Fewest Points Combined.....	20; 13-7
.....	Nov. 19, 1978

**BY THE
NUMBERS**

3

THE VIKINGS ENTER SUNDAY'S MATCHUP RIDING A THREE-GAME WINNING STREAK AGAINST THE CHARGERS. MINNESOTA HAS NOT DROPPED A GAME TO LOS ANGELES SINCE 2011.

TOP PERFORMERS VS. CHARGERS

QB | KIRK COUSINS

3 Games Played/3 Starts (2 MIN, 1 WASH)
59-of-89 passing (66.3%) for 652 yards
4 passing touchdowns, 2 interceptions
9 rushing attempts for 19 yards

OLB | DANIELLE HUNTER

1 Game Played/ 1 Start
2 forced fumbles, 1 fumble recovery
5 total tackles (league stats), 1 sack

WR | JUSTIN JEFFERSON

1 Game Played/ 1 Start
9 receptions for 143 yards

WR | GREG JOSEPH

2 Games Played (1 MIN, 1 CLE)
4-for-4 field goals (long 46)
3-for-3 extra points

S | HARRISON SMITH

2 Games Played/2 Starts
14 total tackles (league stats), 2 TFLs
2 passes defensed, 1 interception, 1 fumble recovery



VIKING BIG DAYS VS. CHARGERS

- QB *Kirk Cousins* was 25-for-37 for 294 yards and a pair of touchdowns at Los Angeles in 2021.
- In the Vikings 2019 contest against the Chargers, Cousins completed 76% of his passes for 207 yards and a touchdown.
- OLB *Danielle Hunter* forced two fumbles and recovered one during the Vikings 39-10 victory against the Chargers in 2019. He also tallied five tackles, including a sack.
- In his lone-career game against the Chargers, WR *Justin Jefferson* hauled in a game-high nine receptions for 143 yards.
- S *Harrison Smith* has faced the Chargers twice during his NFL tenure, tallying 14 total tackles, including two for loss, two passes defensed, one interception and a fumble recovery.
- The safety's interception and fumble recovery both came in the Vikings 2019 victory over the Chargers.



VIKINGS - CHARGERS NOTES

- Sunday's matchup between the Vikings and the Chargers will be just the 15th meeting in NFL history between the two franchises. Minnesota holds the edge over Los Angeles in the all-time series, capturing eight victories, including a 5-3 mark when playing at home.
- Minnesota hosted Los Angeles in the first football game played at U.S. Bank Stadium during the 2016 preseason.
- Minnesota comes into Sunday's contest riding a three-game winning streak against Los Angeles (2015-21). The Vikings have not dropped a game to the Chargers since 2011 and have not lost at home to the Chargers since 1993.
- The Vikings and Chargers last met in 2021 in Los Angeles, the Vikings first time playing at SoFi Stadium. Minnesota defeated the home team 27-20, as QB Kirk Cousins was 25-for-37 for 294 yards and two touchdowns, while WR Justin Jefferson hauled in nine catches for 143 yards.
- Former Vikings RB Adrian Peterson posted the highest single-game rushing output in NFL history, amassing 296 yards and three touchdowns on 30 carries against the Chargers on Nov. 4, 2007.

QB KIRK COUSINS



HEIGHT/WEIGHT: 6-3/205
COLLEGE: Michigan State
NFL SEASON: 12
VIKINGS SEASON: 6



Cousins enters his sixth season with the Vikings in 2023. The veteran quarterback finished the 2022 regular season with the fourth-most passing yards (4,547), the fourth-most completions (424) and tied for the fifth-most passing touchdowns (29). He now has eight consecutive seasons with at least 25 touchdown passes thrown, becoming the fifth player in NFL history to accomplish this feat in eight-straight seasons. His five consecutive seasons with at least 25 touchdown passes thrown is the longest streak in team history.

2018-23 NFL PASSING TOUCHDOWNS

Player, Team	Passing touchdowns
Patrick Mahomes, Kansas City	196
Aaron Rodgers, Green Bay	162
Tom Brady, New England/Tampa Bay	161
Kirk Cousins, Minnesota	159
Russell Wilson, Seattle/Denver	152
Josh Allen, Buffalo	142
Jared Goff, LA Rams/Detroit	126

TOUCHDOWN PASSES THROWN IN FIRST 142 GAMES PLAYED, NFL HISTORY

Player, Games Played	Passing touchdowns
Aaron Rodgers, 142	297
Dan Marino, 142	279
Peyton Manning, 142	270
Russell Wilson, 142	264
Tom Brady, 142	254
Kirk Cousins, 142	252
Brett Favre, 142	251
Drew Brees, 142	245
Philip Rivers, 142	242

VIKINGS CONSECUTIVE GAMES WITH A TOUCHDOWN PASS THROWN

Player, Season	Games
Kirk Cousins, 2020-2022 (streak ended 11/20/22)	39
Daunte Culpepper, 2000-01	24
Daunte Culpepper, 2003-04	21
Kirk Cousins, 2018-19	19
Fran Tarkenton, 1974-75	18

NFL COMPLETIONS SINCE 2015 (COUSINS' FIRST SEASON AS A STARTER)

Player, Team	Completions
Tom Brady, New England/Tampa Bay	3,202
Kirk Cousins, Washington/Minnesota	3,073
Matt Ryan, Atlanta/Indianapolis	3,043
Derek Carr, Las Vegas	2,897
Aaron Rodgers, Green Bay	2,715

NFL PASSING YARDS SINCE 2015

Player, Team	Yards
Tom Brady, New England/Tampa Bay	35,956
Kirk Cousins, Washington/Minnesota	34,818
Matt Ryan, Atlanta/Indianapolis	34,626
Derek Carr, Oakland-Las Vegas	32,485
Russell Wilson, Seattle/Denver	31,118

NFL 300+ YARD GAMES SINCE 2015

Player, Team	Games
Tom Brady, New England/Tampa Bay	49
Matt Ryan, Atlanta/Indianapolis	46
Kirk Cousins, Washington/Minnesota	44
Patrick Mahomes, Kansas City	42
Drew Brees, New Orleans	37
Philip Rivers, San Diego-LA Chargers/Indianapolis	36

NFL 100+ PASSER RATING GAMES SINCE 2015

Player, Team	Games
Kirk Cousins, Washington/Minnesota	66
Russell Wilson, Seattle/Denver	66
Tom Brady, New England/Tampa Bay	62
Aaron Rodgers, Green Bay	56
Matt Ryan, Atlanta/Indianapolis	54
Drew Brees, New Orleans	53
Matthew Stafford, Detroit/Los Angeles Rams	53

VIKINGS CAREER PASSING YARDS

Player, Seasons	Passing Yards
Fran Tarkenton, 1961-78	33,098
Tommy Kramer, 1977-1989	24,775
Kirk Cousins, 2018 -	21,642
Daunte Culpepper, 1999-05	20,162

VIKINGS CAREER 300-YARD PASSING GAMES

Player (W-L-T)	Games
Kirk Cousins (14-10-1)	25
Daunte Culpepper (11-8)	19
Tommy Kramer (9-10)	19

VIKINGS CAREER 30+ PASSING TOUCHDOWN SEASONS

Player	Seasons
Kirk Cousins	2018, 2020, 2021
Daunte Culpepper	2000, 2004
Randall Cunningham	1998
Warren Moon	1995
Brett Favre	2009

VIKINGS PASSING TOUCHDOWNS IN A SEASON

Player, Season	Touchdowns
Daunte Culpepper, 2004	39
Kirk Cousins, 2020	35
Randall Cunningham, 1998	34
Kirk Cousins, 2021	33
B. Favre, 2009/D. Culpepper, 2000/W. Moon, 1995	33
Kirk Cousins, 2018	30
Kirk Cousins, 2022	29

BY THE
NUMBERS


13

COUSINS BECAME THE 13TH QB IN LEAGUE HISTORY TO POST BACK-TO-BACK GAMES WITH AT LEAST 340 PASSING YARDS TO START A SEASON SINCE 1970.

TE T.J. HOCKENSON



HEIGHT/WEIGHT: 6-5/248
COLLEGE: Iowa
NFL SEASON: 5
VIKINGS SEASON: 2



After joining the Vikings in Week 9 at Washington, Hockenson caught 26 passes in his first four games, setting an NFL record for most receptions by a tight end in his first four games with a team. In the final 10 weeks of the 2022 season, Hockenson ranked second among all tight ends with 60 receptions, just three catches shy of Kansas City Chiefs tight end Travis Kelce's league-leading mark, after having just 27 catches in the first eight games with Detroit.

Hockenson caught 13 passes for 109 yards receiving and two touchdowns in Week 16 against the New York Giants, joining Zach Ertz and Darren Waller as the only tight ends in the NFL since at least 2000, to record 13 receptions, over 100 yards receiving and two receiving touchdowns in a game. His 13 receptions set a new single-game franchise record and was the most by any tight end in the NFL in 2022.

RECEPTIONS BY TIGHT END, 2023 NFL

Player, Team	Receptions
T.J. Hockenson, Minnesota	15
Zach Ertz, Arizona	12
Evan Engram, Jacksonville	11
Hunter Henry, New England	11
Sam LaPorta, Detroit	10

RECEIVING YARDS BY TIGHT END, 2023 NFL

Player, Team	Receiving Yards
Darren Waller, NY Giants	112
Hunter Henry, New England	108
Evan Engram, Jacksonville	106
Sam LaPorta, Detroit	102
T.J. Hockenson, Minnesota	101

RECEPTIONS BY TIGHT END, 2022 NFL

Player, Team	Receptions
Travis Kelce, Kansas City	110
T.J. Hockenson, Minnesota	86
Mark Andrews, Baltimore	73
Evan Ingram, Jacksonville	73
Tyler Higbee, LA Rams	72

RECEPTIONS BY TIGHT END - WEEKS 9 -18, 2022 NFL

Player, Team	Receptions
Travis Kelce, Kansas City	63
T.J. Hockenson, Minnesota	60
Evan Ingram, Jacksonville	41
Dalton Schultz, Dallas	37
Tyler Higbee, LA Rams	36
Cole Kmet, Chicago	36

RECEIVING YARDS BY TIGHT END, 2022 NFL

Player, Team	Receiving Yards
Travis Kelce, Kansas City	1,338
T.J. Hockenson, Minnesota	914
Mark Andrews, Baltimore	847
Evan Ingram, Jacksonville	766
George Kittle, San Francisco	765

SINGLE-SEASON RECEPTIONS BY TIGHT END, FRANCHISE HISTORY

Player (Year)	Games Played	Receptions
Kyle Rudolph (2016)	16	83
Joe Senser (1981)	16	79
Jermaine Wiggins (2004)	14	71
Jermaine Wiggins (2005)	16	69
Steve Jordan (1985)	16	68
Kyle Rudolph (2018)	16	64
Tyler Conklin (2021)	17	61
T.J. Hockenson (2022)	10	61

SINGLE-GAME RECEPTIONS BY TIGHT END, FRANCHISE HISTORY

Player, Game	Receptions
T.J. Hockenson, Dec. 24, 2022 (vs. NYG)	13
Kyle Rudolph, Jan. 1, 2017 (vs. CHI)	11
Joe Senser, Nov. 29, 1981 (vs. GB)	11
Joe Senser, Dec. 26, 1982 (vs. NYJ)	10
Jim Kleinsasser, Nov. 30, 2003 (at STL)	10
Jermaine Wiggins, Oct. 16, 2005 (at CHI)	10

BY THE
NUMBERS

15

HOCKENSON HAS HAULED IN A LEAGUE-LEADING 15 RECEPTIONS AMONG TEs THROUGH THE FIRST TWO WEEKS OF THE 2023 SEASON.

WR JUSTIN JEFFERSON



HEIGHT/WEIGHT: 6-1/195
COLLEGE: LSU
NFL SEASON: 4
VIKINGS SEASON: 4



Jefferson finished the regular season leading the league in receptions (128) and receiving yards (1,809), becoming the first Viking to accomplish this feat in team history and the youngest player to do so in NFL history. With over 1,800 receiving yards on the season, Jefferson became only the seventh player in NFL history to reach that milestone. Since entering the league in 2020, Jefferson has caught 344 passes, the third most in NFL history in a player's first four seasons.

MOST 100-YARD GAMES IN FIRST FOUR SEASONS IN NFL HISTORY

Player, Team	Games
Justin Jefferson, Minnesota	26
Randy Moss, Minnesota*	23
A.J. Green, Cincinnati	20
Odelel Beckham Jr., New York Giants	20
Anquan Boldin, Arizona	20
Julio Jones, Atlanta	20
Michael Thomas, New Orleans	20
T.Y. Hilton, Indianapolis	18
John Jefferson, San Diego Chargers	18
A.J. Brown, Philadelphia	17
Torry Holt, St. Louis	17
Jerry Rice, San Francisco*	17

*Denotes Hall of Famers

RECEIVING YARDS IN FIRST FOUR SEASONS IN NFL HISTORY

Player, Team	Receiving Yards
Michael Thomas, New Orleans	5,512
Randy Moss, Minnesota*	5,396
Justin Jefferson, Minnesota	5,134
Torry Holt, St. Louis	5,088
Jerry Rice, San Francisco*	4,881
A.J. Green, Cincinnati	4,874
Anquan Boldin, Arizona	4,605
Mike Evans, Tampa Bay	4,579
Larry Fitzgerald, Arizona	4,544
A.J. Brown, Philadelphia	4,491

*Denotes Hall of Famers

MOST RECEPTIONS IN FIRST FOUR SEASONS IN NFL HISTORY

Player, Team	Receiving Yards
Michael Thomas, New Orleans	470
Jarvis Landry, Miami	400
Justin Jefferson, Minnesota	344
Anquan Boldin, Arizona	342
Diontae Johnson	340

2020-23 RECEIVING YARDS

Player, Team	Receiving Yards
Justin Jefferson, Minnesota	5,134
Davante Adams, Green Bay/Las Vegas	4,593
Tyreek Hill, Kansas City/Miami	4,480
Stefon Diggs, Buffalo	4,357
Travis Kelce, Kansas City	3,905

2020-23 MOST-100 YARD RECEIVING GAMES

Player, Team	Games
Justin Jefferson, Minnesota	26
Davante Adams, Green Bay/Las Vegas	23
Cooper Kupp, Los Angeles Rams	19
Stefon Diggs, Buffalo	17
Travis Kelce, Kansas City	16
Tyreek Hill, Kansas City/Miami	14
A.J. Brown, Tennessee/Philadelphia	12
Five Players	11

MOST RECEPTIONS OF AT LEAST 20 YARDS SINCE 2020

Player, Team	Games
Justin Jefferson, Minnesota	87
CeeDee Lamb, Dallas	67
Mike Evans, Tampa Bay	65
Tyreek Hill, Miami	63
Davante Adams, Green Bay/Las Vegas	62

STREAKS OF 150-YARD RECEIVING GAMES IN A SEASON

Player, Team	Games
Josh Gordon, Cleveland (2013)	3
Issac Bruce, St. Louis 1995	3
Andre Rison, Atlanta (1990)	3
James Lofton, Green Bay (1984)	3
Roy Green, St. Louis (1984)	3
Justin Jefferson, Minnesota (2023)	2

MOST 100-YARD RECEIVING GAMES IN A SEASON IN TEAM HISTORY

Player, Season	Games
Justin Jefferson, 2022	10
Adam Thielen, 2018	9
Justin Jefferson, 2020, 2021	7
Randy Moss, 2000	8
Randy Moss, 2003	8

BY THE
NUMBERS

99

JEFFERSON MADE THE "MADDEN 99 CLUB" AND WAS THE HIGHEST-RATED RECEIVER IN THIS YEAR'S EDITION OF THE GAME. HE LED THE LEAGUE IN RECEPTIONS (128) AND RECEIVING YARDS (1,809) IN 2022.

LB JORDAN HICKS



HEIGHT/WEIGHT: 6-1/236
COLLEGE: Texas
NFL SEASON: 9
VIKINGS SEASON: 2



Hicks finished the 2022 regular season with the second-most tackles (129) on the team, behind only linebacker Eric Kendricks. It is also the second-most tackles he's had in a single season in his NFL career. Additionally, his 3.0 sacks last season tied for the second-most in his career in a single season, and his 10 passes defended are the second-most since he had 11 in during his sophomore campaign in the league in 2016 with Philadelphia.

Hicks was one of just five linebackers in the league to record at least 125 total tackles, three sacks and an interception in 2022.

2019-23 TOTAL TACKLES, LINEBACKERS

Player, Team	Tackles
Bobby Wagner, Seattle/LA Rams	635
Roquan Smith, Chicago/Baltimore	592
Foye Oluokun, Atlanta/Jacksonville	572
Fred Warner, San Francisco	529
Jordan Hicks, Minnesota	527
Eric Kendricks, Minnesota	504
Devin White, Tampa Bay	497

2019-23 NFL GAME STARTS, LINEBACKERS

Player, Team	Games Started
Jordan Hicks, Arizona/Minnesota	68
Leonard Floyd, LA Rams	68
Demario Davis, New Orleans	67
Bobby Wagner, Seattle/LA Rams	67
Fred Warner, San Francisco	67
Preston Smith, Green Bay	66
Devin White, Tampa Bay	64
Roquan Smith, Chicago/Baltimore	64

2015-23 NFL INTERCEPTIONS, LINEBACKERS

Player, Team	Interceptions
Jordan Hicks, Philadelphia/Arizona/Minnesota	12
Shaquille Leonard, Indianapolis	12
Deion Jones, Atlanta/Cleveland	12
Luke Kuechly, Carolina	11
Jamie Collins, Cleveland/Detroit/New England	10
Joe Schobert, Cleveland/JAX/Pittsburgh/Tennessee	10
Matt Milano, Buffalo	10
C.J. Mosley, Baltimore/NY Jets	9
Eric Kendricks, Minnesota	9
Alec Ogletree, LA Rams/NYG/NYJ/Chicago	9

2015-23 PASSES DEFENSED, NFL LINEBACKERS


Player, Team	Pass. Def.
Eric Kendricks, Minnesota	52
Bobby Wagner, Seattle/LA Rams	51
Deion Jones, Atlanta/Cleveland	47
Jordan Hicks, Philadelphia/Arizona/Minnesota	44
Lavonte David, Tampa Bay	41
Demario Davis, NYJ/Cleveland/New Orleans	41
Luke Kuechly, Carolina	40
Matt Milano, Buffalo	39
Alec Ogletree, LA Rams/NYG/NYJ/Chicago	39
T.J. Watt, Pittsburgh	39

BY THE
NUMBERS

12

HICKS HAS SNAGGED 12 INTERCEPTIONS FROM 2015-23, TIED FOR THE MOST IN THE NFL AMONG LINEBACKERS WITH DEION JONES AND SHAQUILLE LEONARD.

DE DANIELLE HUNTER



HEIGHT/WEIGHT: 6-5/263
COLLEGE: LSU
NFL SEASON: 9
VIKINGS SEASON: 9



Hunter finished the 2022 regular season with 65 total tackles, 22 quarterback hits, a team-leading 10.5 sacks and a single-season-high three passed defenses. His 22 quarterback hits tied for the most he's had in a single season in his career. Hunter led the team in sacks for the fourth time in his career.

Hunter was one of just four defensive players in the NFL to record a stat line of at least 65 total tackles and 10.5 sacks during the 2022 season.

2023 NFL SACKS

Player, Team

Danielle Hunter, Minnesota

T.J. Watt, Pittsburgh 4.0
 Montez Sweat, Washington 3.0
 Dennis Gardeck, Arizona 3.0
 Josh Allen, Jacksonville 3.0
 Frankie Luvu, Carolina 3.0
 Micah Parsons, Dallas 3.0
 Osa Odighizuwa, Dallas 3.0
 Drake Jackson, San Francisco 3.0

GAMES WITH AT LEAST 1.0 SACK SINCE 2015

Player, Team

Aaron Donald, Los Angeles Rams 61
 Khalil Mack, Oakland/Chicago/LA Chargers 59
 Chandler Jones, Arizona/Las Vegas 57
 Cameron Jordan, New Orleans 56
 Von Miller, Denver/Las Angeles Rams/Buffalo 55
Danielle Hunter, Minnesota 55
 Myles Garrett, Cleveland 52
 T.J. Watt, Pittsburgh 51

2016-23 NFL SACKS

Player, Team

Aaron Donald, Los Angeles Rams 83.5
 T.J. Watt, Pittsburgh 81.5
 Cameron Jordan, New Orleans 77.0
 Chandler Jones, Arizona/Las Vegas 76.0
 Myles Garrett, Cleveland 75.5
Danielle Hunter, Minnesota 69.0
 Chris Jones, Kansas City 66.5
 Yannick Ngakoue, JAX/BAL/MIN/LVR/IND 66.0
 Khalil Mack, Oakland/Chicago/LA Chargers 65.5
 Matt Judon, New England 64.5
 Von Miller, Denver/Las Angeles Rams/Buffalo 63.5

Sacks

4.0
4.0
3.0
3.0
3.0
3.0
3.0
3.0
3.0

Games

61
59
57
56
55
55
52
51

Sacks

83.5
81.5
77.0
76.0
75.5
69.0
66.5
66.0
65.5
64.5
63.5

2018-19 NFL SACKS

Player, Team

Aaron Donald, Los Angeles Rams 33.0
 Chandler Jones, Arizona 32.0
Danielle Hunter, Minnesota 29.0
 Cameron Jordan, New Orleans 27.5

Sacks

33.0
32.0
29.0
27.5

VIKINGS MOST SACKS IN FIRST SIX SEASONS W/ TEAM (* JOINED VIKINGS AS ROOKIE)

Player, Seasons

Jared Allen, 2008-13 85.5
 John Randle, 1990-93* 58.5
 Chris Doleman, 1985-90* 54.5
Danielle Hunter, 2015-20* 54.5
 Alan Page, 1967-72* 54.0
 Keith Millard, 1985-90* 53.0
 Jim Marshall, 1961-66 53.0

Sacks

85.5
58.5
54.5
54.5
54.0
53.0
53.0

VIKINGS SACKS IN A SEASON (NFL-LED NFL, NFC-LED NFC)

Player, Season

Jared Allen, 2011, NFL 22.0
 Chris Doleman, 1989, NFL 21.0
 Keith Millard, 1989 18.0
 Alan Page, 1976, NFL 18.0
 John Randle, 1997, NFL 15.5
 Carl Eller, 1977 15.0
 Carl Eller, 1969 15.0
Danielle Hunter, 2019 14.5
Danielle Hunter, 2018 14.5
 Jared Allen, 2009, NFC 14.5
 Jared Allen, 2008 14.5
 Chris Doleman, 1992 14.5

Sacks

22.0
21.0
18.0
18.0
15.5
15.0
15.0
14.5
14.5
14.5
14.5

BY THE
NUMBERS

4.0

WITH 4.0 SACKS IN THE FIRST TWO WEEKS OF THE 2023 SEASON, HUNTER, ALONG WITH T.J. WATTS, LEAD THE LEAGUE.

S HARRISON SMITH



HEIGHT/WEIGHT: 6-2/211
COLLEGE: Notre Dame
NFL SEASON: 12
VIKINGS SEASON: 12



In 2022, Smith (158) set the franchise record for career starts by a Vikings safety, passing Paul Krause's mark of 150.

Smith recorded five interceptions last season, tied for the fifth-most in the NFL and tied for the most he's had in a single season in his career. He and former Vikings cornerback Patrick Peterson (five) combined for 10 interceptions in 2022, the most by two Vikings teammates in a season since Antoine Winfield (four) and Darren Sharper (nine) combined for 13 in 2005.

2020-23 NFL INTERCEPTIONS, SAFETIES

Player, Team	Interceptions
Justin Simmons, Denver	16
Quandre Diggs, Seattle	14
Minkah Fitzpatrick, Pittsburgh	12
Tyrann Mathieu, Kansas City/New Orleans	12
Jordan Poyer, Buffalo	11
Harrison Smith, Minnesota	11
Jessie Bates III, Cincinnati	10
Kevin Byard, Tennessee	10
Tashaun Gipson, San Francisco/Chicago	9
Marcus Williams, New Orleans, Baltimore	9

NFL LEADERS - PRO BOWLS BY A DB SINCE 2012

Player, Team	Pro Bowl Appearances
Patrick Peterson, Arizona/Minnesota	7
Harrison Smith, Minnesota	6
Earl Thomas, Seattle/Baltimore	6
Richard Sherman, Seattle/San Francisco	5
Eric Weddle, San Diego/Baltimore/LAR	5
Aqib Talib, Tampa Bay/New England/Denver/LAR	5

VIKINGS CAREER INTERCEPTION RETURN TDS

Player, Seasons	Interceptions TDs
Harrison Smith, 2012-	4
Darren Sharper, 2005-08	3
Jimmy Hitchcock, 1998-99	3
Dewayne Washington, 1994-97	3
Audray McMillian, 1989-93	3
Joey Browner, 1983-91	3
Bobby Bryant, 1968-80	3
Ed Sharockman, 1962-72	3
Rip Hawkins, 1961-65	3

VIKINGS CAREER INTERCEPTION RETURNS OF 50+ YARDS

Player	50+ Returns
Harrison Smith, 2012-18	4 (56t, 81t, 52, 52)
Charlie West, 1968-73	3 (89, 54, 50)

VIKINGS CAREER SACKS BY A DB

Player, Seasons	Sacks
Harrison Smith, 2012-	16.5
Joey Browner, 1983-91	9.5

SMITH'S INTERCEPTION RETURN TDS

Game	Play
vs. Arizona, 10/21/12	31t INT Return off John Skelton
vs. Chicago, 12/9/12	56t INT Return off Jay Cutler
at St. Louis, 9/7/14	81t INT Return off Austin Davis
vs. NY Giants, 12/27/15	35t INT Return off Eli Manning

VIKINGS CAREER INTERCEPTIONS

Player, Seasons	Interceptions
Paul Krause, 1968-79	53
Bobby Bryant, 1968-80	51
Ed Sharockman, 1962-72	40
Joey Browner, 1983-91	37
Harrison Smith, 2012-22	34
Nate Wright, 1971-80	31
Carl Lee, 1983-93	29
Orlando Thomas, 1995-2001	22
John Turner, 1978-83, '85, '87	22

VIKINGS SEASON SACKS BY A DB

Player, Season, Position	Sacks
Robert Griffith, 1999, S	4.0
Mackensie Alexander, 2018, CB	4.0
Harrison Smith, 2021, S	3.0
Harrison Smith, 2018, S	3.0
Harrison Smith, 2014, S	3.0
Brian Williams, 2003, CB	3.0
Joey Browner, 1990, S	3.0
Tommy Hannon, 1979, S	3.0

VIKINGS CAREER TACKLES BY A DB

*TEAM ADJUSTED TOTALS	Tackles
Harrison Smith, 2012-23	1,070
Tommy Hannon, 1977-84	1,056
Joey Browner, 1983-91	987
Antoine Winfield, 2005-12	769
Robert Griffith, 1994-01	714

VIKINGS GAMES PLAYED/STARTED BY A DB

Player, Position, Years	GP/GS
Paul Krause, S, 1968-79	171/150
Carl Lee, CB, 1983-93	169/144
Bobby Bryant, CB, 1968-80	160/128
Harrison Smith, S, 2012-	160/159

BY THE
NUMBERS

158

SMITH SET A VIKINGS-FRANCHISE RECORD FOR CAREER STARTS BY A DEFENSIVE BACK IN 2022, REACHING 158. HE PASSED S PAUL KRAUSE'S TOP-MARK OF 150.

HARRISON'S H.O.F. COMPARISONS

In his 12th NFL season, S Harrison Smith boasts a resume that stacks up against the most recent safeties inducted into the Pro Football Hall of Fame.

GAMES PLAYED

Brian Dawkins	224
John Lynch	224
Ronnie Lott	192
LeRoy Butler.....	181
Ed Reed	174
Steve Atwater	167
Harrison Smith	161
Troy Polamalu	158
Cliff Harris	141
Kenny Easley	89

GAMES STARTED

Brian Dawkins	221
John Lynch	191
Ronnie Lott	189
Ed Reed	169
Steve Atwater	166
LeRoy Butler.....	165
Harrison Smith	160
Troy Polamalu	142
Cliff Harris	130
Kenny Easley	87

CAREER TACKLES

Steve Atwater	1188
Brian Dawkins	1147
Ronnie Lott	1146
John Lynch	1059
Harrison Smith	956
LeRoy Butler.....	889
Troy Polamalu	783
Ed Reed	646

CAREER SACKS

Brian Dawkins	26
LeRoy Butler.....	20.5
Harrison Smith	16.5
John Lynch	13
Troy Polamalu	12
Ronnie Lott	8.5
Kenny Easley	8
Ed Reed	6
Steve Atwater	5
Cliff Harris	3

CAREER INTS


Ed Reed	64
Ronnie Lott	63
LeRoy Butler.....	38
Brian Dawkins	37
Harrison Smith	34
Kenny Easley	32
Troy Polamalu	32
Cliff Harris	29
John Lynch	26
Steve Atwater	24

CAREER INT RETURN YDS

Ed Reed	1590
Ronnie Lott	730
Kenny Easley	538
LeRoy Butler.....	533
Brian Dawkins	513
Harrison Smith	498
Steve Atwater	408
Troy Polamalu	398
Cliff Harris	281
John Lynch	204

CAREER INT TD RETURNS

Ed Reed	7
Ronnie Lott	5
Harrison Smith	4
Kenny Easley	3
Troy Polamalu	3
Brian Dawkins	2
Steve Atwater	1
LeRoy Butler.....	1
Cliff Harris	1
John Lynch	0



SCHEDULE NOTES (RECORDS INCLUDE POSTSEASON GAMES)

WK 1
9/10/23
(L, 20-17)



Tampa Bay
33-24
19-10 H

Minnesota dropped its season opener against Tampa Bay, 20-17, at U.S. Bank Stadium, Sept. 10. QB Kirk Cousins finished the game 33-of-44 for 344 yards and two touchdowns. WR Justin Jefferson hauled in nine passes for 150 yards and a touchdown, while rookie WR Jordan Addison accounted for the Vikings first touchdown of the game, a 39-yard reception. On defense, CB Camryn Bynum lead the team with 10 total tackles and OLB Danielle Hunter posted a sack.

WK 2
9/14/23
(L, 34-28)



at Philadelphia
15-16
7-12 A

For the second time in as many seasons, the Vikings met the Eagles in Week 2 of the regular season. Despite putting up 14 points in less than seven minutes in the fourth quarter, Philadelphia defeated Minnesota, 34-28. QB Kirk Cousins posted his second-consecutive game with 300-plus passing yards, finishing 31-of-44 for 364 yards and four touchdowns. WR Justin Jefferson recorded 159 yards on 11 receptions. TE T.J. Hockenson accounted for two touchdowns, while rookie WR Jordan Addison and WR K.J. Osborn each had one. Defensively, S Camryn Bynum had a career-high and team-leading 15 tackles, OLB Danielle Hunter registered 3.0 sacks, and S Theo Jackson hauled in his first-career interception.

WK 3
9/24/23



Los Angeles
8-6
5-3 H

Minnesota's Week 3 game against the Los Angeles Chargers marks just the 15th time in NFL history the two teams have met, and the first time the Chargers will play at U.S. Bank Stadium in a regular-season game. Minnesota hosted Los Angeles in the first football game played at U.S. Bank Stadium in the 2016 preseason. The Vikings were victorious in each of the teams' past three games in 2015, 2019 and 2021, and have won four of their past five matchups against the Chargers. During the 2021 duel, QB Kirk Cousins was 25-for-37 for 294 yards and two touchdowns passing.

WK 4
10/1/23



at Carolina
10-6
3-3 A

The Vikings head to the East Coast in Week 4 to meet the Carolina Panthers and former wide receiver Adam Thielen in Charlotte, N.C. It marks the Vikings and Panthers third contest in the last four years. Minnesota has won each of the past two games, including a 34-28 overtime victory in the Queen City in 2021.

WK 5
10/8/23



Kansas City
5-8
4-2 H

Minnesota welcomes the reigning Super Bowl Champions, who led the NFL in offense in 2022, when Kansas City makes its first appearance at U.S. Bank Stadium in Week 5. The Vikings and Chiefs have only met 13 times, including Super Bowl IV. Minnesota topped Kansas City 16-10 during its previous trip, a contest at the University of Minnesota, Oct. 18, 2015.

WK 6
10/15/23



at Chicago
65-57-2
26-33-2 A

Minnesota travels to Chicago for the 62nd time in series history in 2023. The club looks to extend its road win streak against the Bears to four games, which would mark the longest win streak at Chicago since the Vikings earned five-straight victories from 1996-2000. In the 2022 regular-season finale, Kirk Cousins connected with K.J. Osborn on a 66-yard pass, Minnesota's longest of the 2022 season. Osborn's 66-yard reception, the longest of his career, helped him record 117 yards on the day, which was his second career 100-yard receiving game.

WK 7
10/23/23



San Francisco
23-25-1
15-9 H

The Vikings and 49ers are slated to meet in 2023 for their 50th all-time matchup. Minnesota has won six-consecutive games against San Francisco when playing at home, dating back to the 1994 season. Meanwhile, San Francisco will seek its third-consecutive victory in the overall series in Week 7, having defeated Minnesota in the NFC Divisional Playoff Game in 2020 (27-10) and in Week 12 of 2021 (34-26). Vikings General Manager Kwesi Adofo-Mensah formerly worked for San Francisco from 2013-19, helping the 49ers to the NFC's No. 1 seed and a Super Bowl appearance in his final season (2019). Kevin O'Connell also spent time with the 49ers, working on special projects in 2016, where he overlapped with Adofo-Mensah.

WK 8
10/29/23



at Green Bay
57-65-3
26-35-3 A

Minnesota will hit the road to Green Bay for the 65th time in series history, looking for its first win at Lambeau Field since 2020. The Vikings and the Packers last met in Green Bay on New Year's Day in 2023, as the Packers outscored the Vikings, 41-17. Vikings offseason addition DL Dean Lowry is slated to play his first game as a visitor at Lambeau Field.

WK 9
11/5/23



at Atlanta
20-12
8-7 A

The Vikings travel to Mercedes-Benz Stadium for the second time in team history aiming for their third-consecutive road win in Atlanta. The two teams last faced off in a fan-free U.S. Bank Stadium in 2020, when Justin Jefferson caught nine passes for 166 yards receiving and two touchdowns, surpassing Randy Moss for the most receiving yards by a Vikings rookie (537) through his first six games.

WK 10
11/12/23



New Orleans
24-13
14-4 H

The Vikings and Saints are set to meet in the States in 2023, having played in London as part of the NFL's International Series in the United Kingdom in 2022. There, the Vikings won with a 47-yard game-winning field goal by Greg Joseph in the final minute of regulation, 28-25.

WK 11
11/19/23



at Denver
8-7
3-4 A

The Vikings and Broncos will play in Denver for the first time since 2015. Minnesota aims to win its first game in Denver since Oct. 31, 1999. In their last regular-season meeting in 2019, the Vikings overcame a 20-point deficit. The comeback was the largest by the Vikings since 1992 before Minnesota erased a 33-point deficit against the Colts in 2022.

WK 12
11/27/23



Chicago
65-57-2
39-24 H

The Vikings and Bears second meeting of 2023 comes in Week 12. When playing the Bears at home, the Vikings own a 39-24 edge in the series history. In the overall series, the Vikings have swept the Bears the past two seasons. This will mark the 17th *Monday Night Football* contest between Minnesota and Chicago. The Vikings have played more *MONF* games against the Bears than any other team.

WK 14
12/10/23



at Las Vegas
6-10
2-5 A

The Vikings are set to play the Raiders for the first time since the team moved to Las Vegas in 2020. It will be Minnesota's first trip to Allegiant Stadium during the regular season. During the teams' last matchup in 2019, Minnesota defeated Oakland 34-14, securing the 500th win in team history.

WK 15
TBD



at Cincinnati
7-7
1-7 A

Minnesota will travel to Cincinnati for just the ninth time in the series history, seeking its first win there since 1992. In the 2021 season opener at Paycor Stadium, Kirk Cousins passed for 351 yards, two touchdowns and zero interceptions, marking the third time he has recorded that stat line as a Viking. Minnesota was ultimately defeated by Cincinnati in overtime, 27-24.

WK 16
12/24/23



Detroit
80-41-2
43-16-1 H

The Vikings will host the Lions for a Christmas Eve contest in 2023. QB Kirk Cousins completed a 28-yard pass to K.J. Osborn with 45 seconds remaining in Minnesota's 28-24 win in Week 3 of 2022. Vikings Head Coach Kevin O'Connell had a brief stint with the Detroit Lions after being claimed by the team during the 2009 preseason but was later traded to the New York Jets.

WK 17
12/31/23



Green Bay
57-65-3
31-30 H

Minnesota has won each of the last two meetings against Green Bay at home, defeating the Packers 23-7 in 2022 and 34-31 in 2021. Green Bay last paid a visit to Minnesota for the 2022 season opener when then first-year Vikings Head Coach Kevin O'Connell earned his first-career victory. This will be the first home matchup since QB Aaron Rodgers was traded to the Jets after playing for the team from 2005-22. Three of the top-10 highest attendances recorded at U.S. Bank Stadium have come against the Packers, including the attendance record for a home game of 67,157, which occurred Dec. 23, 2019.

WK 18
TBD



at Detroit
80-41-2
36-25-1 A

At Detroit in 2022, Justin Jefferson caught 11 passes for a career-high 223 yards receiving, setting a new team regular-season record for most yards receiving in a single game. His 223 yards were also the most in a single game among any player in 2022. In his three career games played at Detroit, Jefferson has never recorded less than 133 yards receiving.



Vikings Rank No. 1


During the 2023 offseason, the NFL Players Association released “free agency report cards” for all 32 teams that revealed results of a player survey on topics ranging from quality of team facilities and programming to treatment of player families.

Minnesota came in first among all 32 teams. The Vikings, headquartered at Twin Cities Orthopedics Performance Center, received A-plus grades in strength coaches, training room, training staff and locker room. They tied for first place in all four categories. The Vikings were also given As for team travel, weight room and treatment of families, and they received an A-minus in food service/nutrition.

The NFLPA wrote the following:

“The Minnesota Vikings are ranked as the best team in our guide. [One hundred percent] of the players feel like [Owner/Chairman] Zygi Wilf [and Owner/President Mark Wilf are] willing to spend money to upgrade the facilities, and that assessment makes sense since the Vikings have gone through three significant upgrades in recent years. Their facility was [built in 2018] and is considered state-of-the-art. This past year, they replaced former [Head Coach] Mike Zimmer with Kevin O’Connell, who through his first year is regarded as one of the most player-friendly head coaches. [...] The Minnesota Vikings are a shining example of what is possible when a concerted investment is made in both staffing and facilities.”

When asked about the results, Vikings Head Coach Kevin O’Connell called it a “huge priority” to foster a culture and environment that’s deemed desirable for not only players but also their families.




“One of the things that I look back on a year ago, and I think about is using words like connecting with our players and the collaboration that goes into what pro football should be at this level,” O’Connell said. “It goes so much beyond those words, and people kind of chuckle sometimes as you use some of these cliché-like words; well, they’re not cliché when you go to work every day and try to join with a great group of people and a great support staff at every level of our organization. It’s not a cliché when people make that our mission statement, to provide the premier place to go to work and improve both personally and collectively as a team in our league means a lot to us.”

“I don’t think you can say all of that without thanking our ownership. Our beautiful facility and both our training facility and [U.S. Bank Stadium] – in my opinion, one of the best home atmospheres in our league – and then it’s the people,” he continued. “We talk a lot about culture. Culture is people, and it’s something we strive to work on every single day, and I think our players feel that.”

“I’m thankful for our players and their communication with us to help make that happen,” he said. “I like to think we’re only going up from here.”

Vikings Owner/President Mark Wilf added, “It’s a capstone to a lot of investment, but it’s also a testament to the people in our building. We want to make sure we’re a world-class, first-class operation. But we’re never going to rest on our laurels. We’re always going to make sure to keep moving.”



GLOBAL MARKETS PROGRAM

Minnesota & Beyond

The Global Markets Program, which launched in January 2022, was previously referred to as the International Home Marketing Areas program. The program grants NFL clubs access to international markets for marketing, fan engagement and commercialization activations as part of an important, long-term strategic effort to enable clubs to build their brands globally while driving NFL fan growth beyond the United States.

Currently, the Minnesota Vikings have IHMA rights in the United Kingdom and Canada through 2026.

“This is an excellent opportunity to directly engage with Vikings fans across the world, as well as grow our fan base and cultivate interest in the game of football,” said Vikings Owner/President Mark Wilf. “With the geographic proximity and our already-established Canadian fans, including hundreds of passionate season ticket members, Canada is a tremendous fit for us. We have also seen the strength of our international Vikings fans during the team’s previous games in London and with the launch of our UK Vikings social media channels in 2018, so both of these markets have natural ties.”



NETFLIX: QUARTERBACK

Behind-the-Scenes with QB1

The Netflix series, Quarterback, goes in-depth and behind-the-scenes with Vikings QB Kirk Cousins. The eight-episode docuseries was released July 12, 2023, and provides never-before-seen access into life as a quarterback in the NFL, both on-and-off the field.

Cousins is one of three quarterbacks who were followed during the 2022 NFL season by NFL Films crews, along with Patrick Mahomes of Kansas City and Marcus Mariota, who is now with Philadelphia but played for Atlanta last season.

While he admits he was a little nervous at first, Cousins said he appreciated the support from Vikings Ownership, Head Coach Kevin O’Connell, and General Manager Kwesi Adofo-Mensah as the NFL Films crew mic’d him up for every game as well as at different parts of the work week.

“I think it was a big help that the Vikings allowed them to be around. I think it was not the easiest thing to do, to let them into a couple different settings here and there, so the fact that they let them in says a lot about the organization’s willingness to help,” Cousins said.

Footage includes time with Cousins at Twin Cities Orthopedics Performance Center in meeting rooms and the cold tub therapy pool, the Vikings locker room at U.S. Bank Stadium and visitors’ locker rooms at other venues.

There are also interviews at Cousins’ homes in Minnesota and Michigan, where he reflects on his football journey.

The greatest access point to better understanding the position, however, is the entry Cousins grants to his mind and process. “The hope was that people would get maybe a little bit more of an inside look at what it’s like – that was the hope,” Cousins explains.



2023 COMMUNICATIONS STAFF



JEFF ANDERSON
Executive Vice President &
Chief Communications Officer
612-247-4482
andersonj@vikings.nfl.net



CARLY BONK
Communications Manager
612-718-4093
bonkc@vikings.nfl.net



JON EKSTROM
Senior Director,
Communications
612-418-6265
ekstromj@vikings.nfl.net



SARAH JORAM
Communications Coordinator
612-214-5330
jorams@vikings.nfl.net



SAM NEWTON
Director, Communications
612-965-4712
newtons@vikings.nfl.net



KORI BAER
Communications Associate
651-350-8201
baerk@vikings.nfl.net

SOCIAL MEDIA CHANNELS



MINNESOTA VIKINGS



@VIKINGS



@VIKINGS



@VIKINGSPR



@VIKINGS



@VIKINGS





VITALS

2023 MINNESOTA VIKINGS

ROSTER/ALPHABETICAL

NO.	NAME	POS	HT	WT	DOB	EXP	COLLEGE	HOMETOWN	HOW ACQ
3	Addison, Jordan	WR	5-11	175	1/27/2002	R	USC	Frederick, Md.	D1 '23
33	Asamoah II, Brian	LB	6-0	226	3/29/2000	2	Oklahoma	Columbus, Ohio	D3 '22
5	Blackmon, Mekhi	CB	5-11	178	3/18/1999	R	USC	San Palo Alto, Calif.	D3b '23
23	Booth Jr., Andrew	CB	6-0	194	9/28/2000	2	Clemson	Dacula, Ga.	D2a '22
56	Bradbury, Garrett	C	6-3	300	6/20/1995	5	NC State	Charlotte, N.C.	D1 '19
64	Brandel, Blake	G	6-7	315	1/23/1997	3	Oregon State	Milwaukie, Ore.	D6a '20
90	Bullard, Jonathan	DL	6-3	290	10/22/1993	8	Florida	Shelby, N.C.	FA '22
24	Bynum, Camryn	S	6-0	200	7/19/1998	3	California	Corona, Calif.	D4b '21
55	Carter II, Andre	OLB	6-6	256	3/28/2000	R	Army	Missouri City, Texas	UDFA '23
32	Chandler, Ty	RB	5-11	204	5/12/1998	2	North Carolina	Nashville, Tenn.	D5b '22
6	Cine, Lewis	S	6-2	199	10/5/1999	2	Georgia	Everett, Mass.	D1 '22
72	Cleveland, Ezra	G	6-6	312	5/8/1998	4	Boise State	Spanaway, Wash.	D2 '20
8	Cousins, Kirk	QB	6-3	205	8/19/1988	12	Michigan State	Holland, Mich.	FA '18
71	Darrisaw, Christian	T	6-5	315	6/2/1999	3	Virginia Tech	Upper Marlboro, Md.	D1 '21
0	Davenport, Marcus	OLB	6-6	265	9/4/1996	6	Texas-San Antonio	San Antonio, Texas	FA '23
42	DePaola, Andrew	LS	6-1	229	7/28/1987	9	Rutgers	Parkton, Md.	FA '20
45	Dye, Troy	LB	6-3	225	9/18/1996	4	Oregon	Norco, Calif.	D4c '20
21	Evans, Akayleb	CB	6-2	198	6/22/1999	2	Missouri	McKinney, Texas	D4 '22
37	Gaskin, Myles	RB	5-10	199	2/15/1997	5	Washington	Lynnwood, Wash.	FA '23
16	Hall, Jaren	QB	6-0	207	3/24/1998	R	BYU	Spanish Fork, Utah	D5c '23
30	Ham, C.J.	FB	5-11	250	7/22/1993	7	Augustana	Duluth, Minn.	UDFA '16
58	Hicks, Jordan	LB	6-1	236	6/27/1992	9	Texas	Cincinnati, Ohio	FA '22
87	Hockenson, T.J.	TE	6-5	248	7/3/1997	5	Iowa	Chariton, Iowa	T (DET) '22
99	Hunter, Danielle	OLB	6-5	263	10/29/1994	9	LSU	Katy, Texas	D3 '15
67	Ingram, Ed	G	6-3	307	2/11/1999	2	LSU	DeSoto, Texas	D2b '22
25	Jackson, Theo	S	6-1	198	10/2/1998	2	Tennessee	Overton, Tenn.	FA '22
18	Jefferson, Justin	WR	6-1	195	6/16/1999	4	LSU	St. Rose, La.	D1a '20
91	Jones II, Pat	OLB	6-4	264	9/29/1998	3	Pittsburgh	Chesapeake, Va.	D3d '21
1	Joseph, Greg	K	6-0	206	8/4/1994	6	Florida Atlantic	Boca Raton, Fla.	FA '21
94	Lowry, Dean	DL	6-6	296	6/9/1994	8	Northwestern	Rockford, Ill.	FA '23
2	Mattison, Alexander	RB	5-11	215	6/19/1998	5	Boise State	San Bernardino, Calif.	D3 '19
44	Metellus, Josh	S	5-11	207	1/21/1998	4	Michigan	Pembroke Pines, Fla.	D6b '20
12	Mullens, Nick	QB	6-0	210	3/21/1995	6	Southern Mississippi	Hoover, Ala.	T (LV) '22
86	Mundt, Johnny	TE	6-4	233	11/23/1994	6	Oregon	Modesto, Calif.	FA '22
7	Murphy Jr., Byron	CB	5-11	190	1/18/1998	5	Washington	Scottsdale, Ariz.	FA '23
34	Muse, Nick	TE	6-5	252	11/25/1998	2	South Carolina	Belmont, N.C.	D7 '22
83	Nailor, Jalen	WR	6-0	190	3/2/1999	2	Michigan State	Palmdale, Calif.	D6b '22
75	O'Neill, Brian	T	6-7	310	9/15/1995	6	Pittsburgh	Wilmington, Del.	D2 '18
84	Oliver, Josh	TE	6-5	259	3/21/1997	5	San Jose State	Paso Robles, Calif.	FA '23
17	Osborn, K.J.	WR	5-11	203	6/10/1997	4	Miami	Ypsilanti, Mich.	D5b '20
40	Pace Jr., Ivan	LB	5-10	231	12/16/2000	R	Cincinnati	Cincinnati, Ohio	UDFA '23
97	Phillips, Harrison	DL	6-3	307	1/25/1996	6	Stanford	Omaha, Neb.	FA '22
4	Powell, Brandon	WR	5-8	181	9/12/1995	5	Florida	Deerfield Beach, Fla.	FA '23
76	Quessenberry, David	T	6-5	310	8/24/1990	5	San Jose State	Encinitas, Calif.	FA '23
66	Risner, Dalton	G	6-5	312	7/13/1995	5	Kansas State	Wiggins, Colo.	FA '23
93	Roy, Jaquelin	DL	6-3	305	10/22/2000	R	LSU	Baton Rouge, La.	D5a '23
65	Schlottmann, Austin	C	6-6	300	9/18/1995	5	TCU	Brenham, Texas	FA '22
22	Smith, Harrison	S	6-2	211	2/2/1989	12	Notre Dame	Knoxville, Tenn.	D1b '12
11	Thompson, Najee	CB	5-11	205	7/7/2000	R	Georgia Southern	Boiling Springs, S.C.	UDFA '23
95	Tonga, Khyiris	DL	6-4	338	7/7/1996	3	BYU	West Valley, Utah	FA '22
20	Ward, Jay	S	6-1	188	7/13/2000	R	LSU	Moultrie, Ga.	D4 '23
98	Wonnum, D.J.	OLB	6-5	258	10/31/1997	4	South Carolina	Stone Mountain, Ga.	D4a '20
14	Wright, Ryan	P	6-3	245	6/1/2000	2	Tulane	San Ramon, Calif.	UDFA '22
Practice Squad (16)									
78	Adeniji, Hakeem	T	6-4	315	12/8/1997	4	Kansas	Garland, Texas	FA '23
68	Byrd, Henry	G	6-5	310	7/1/1999	R	Princeton	Nashville, Tenn.	UDFA '23
35	Coldon Jr., C.J.	CB	6-1	180	9/3/1998	R	Oklahoma	Belleville, Ill.	UDFA '23
52	Day, Sheldon	DL	6-1	294	7/1/1994	7	Notre Dame	Indianapolis, Ind.	PS '22
13	Harry, N'Keal	WR	6-4	225	12/17/1997	5	Arizona State	Chandler, Ariz.	FA '23
15	Jackson, Lucky	WR	6-0	186	7/17/1997	1	Western Kentucky	Lexington, Ky.	FA '23

ROSTER/ALPHABETICAL

9	Jackson, Trishton	WR	6-1	191	3/9/1998	2	Syracuse	West Bloomfield, Mich.	PS '21
27	McBride, DeWayne	RB	5-10	209	7/8/2001	R	UAB	Starke, Fla.	D7 '23
79	Robinson, Tyrese	G	6-3	317	8/21/1999	1	Oklahoma	Boyd, Texas	FA '23
50	Smith, T.J.	DL	6-3	300	4/19/1997	2	Arkansas	Moultrie, Ga.	PS '21
89	Thomas, Thayer	WR	6-0	195	5/20/1998	R	NC State	Wake Forest, N.C.	UDFA '23
59	Vigil, Nick	LB	6-2	230	8/20/1993	8	Utah State	Plain City, Utah	FA '23
43	Vilain, Luiji	OLB	6-4	252	3/10/1998	2	Wake Forest	Ottawa, Ontario, Canada	UDFA '22
51	Whitley, Benton	OLB	6-3	260	2/12/1999	2	Holy Cross	Springfield, Mass.	FA '22
38	Williams, Jaylin	CB	5-10	195	2/26/2000	R	Indiana	Memphis, Tenn.	UDFA '23
29	Williams, Joejuan	CB	6-3	212	12/6/1997	5	Vanderbilt	Nashville, Tenn.	FA '23

Roster Exemption (1)

73	Aho, Junior	DL	6-4	272	2/21/1999	R	SMU	Nice, France	IPP '23
----	-------------	----	-----	-----	-----------	---	-----	--------------	---------

Reserve/NFIN (1)

62	Reed, Chris	G	6-3	314	7/22/1992	8	Minnesota State	Omaha, Neb.	FA '22
----	-------------	---	-----	-----	-----------	---	-----------------	-------------	--------

Injured Reserve (5)

81	Knowles, Malik	WR	6-2	196	8/17/2000	R	Kansas State	Mansfield, Texas	UDFA '23
47	Kwenkeu, William	LB	6-1	235	1/8/1997	2	Temple	Waldorf, Md.	UDFA '22
92	Lynch, James	DL	6-4	295	1/20/1999	4	Baylor	Round Rock, Texas	D4b '20
26	Nwangwu, Kene	RB	6-1	210	2/9/1998	3	Iowa State	Frisco, Texas	D4a '21
74	Udoh, Olisaemeka	T	6-6	320	2/14/1997	5	Elon	Fayetteville, N.C.	D6c '19

ROSTER/NUMERICAL

NO.	NAME	POS	HT	WT	DOB	EXP	COLLEGE	HOMETOWN	HOW ACQ
0	Davenport, Marcus	OLB	6-6	265	9/4/1996	6	Texas-San Antonio	San Antonio, Texas	FA '23
1	Joseph, Greg	K	6-0	206	8/4/1994	6	Florida Atlantic	Boca Raton, Fla.	FA '21
2	Mattison, Alexander	RB	5-11	215	6/19/1998	5	Boise State	San Bernardino, Calif.	D3 '19
3	Addison, Jordan	WR	5-11	175	1/27/2002	R	USC	Frederick, Md.	D1 '23
4	Powell, Brandon	WR	5-8	181	9/12/1995	5	Florida	Deerfield Beach, Fla.	FA '23
5	Blackmon, Mekhi	CB	5-11	178	3/18/1999	R	USC	San Palo Alto, Calif.	D3b '23
6	Cine, Lewis	S	6-2	199	10/5/1999	2	Georgia	Everett, Mass.	D1 '22
7	Murphy Jr., Byron	CB	5-11	190	1/18/1998	5	Washington	Scottsdale, Ariz.	FA '23
8	Cousins, Kirk	QB	6-3	205	8/19/1988	12	Michigan State	Holland, Mich.	FA '18
11	Thompson, Najee	CB	5-11	205	7/7/2000	R	Georgia Southern	Boiling Springs, S.C.	UDFA '23
12	Mullens, Nick	QB	6-0	210	3/21/1995	6	Southern Mississippi	Hoover, Ala.	T (LV) '22
14	Wright, Ryan	P	6-3	245	6/1/2000	2	Tulane	San Ramon, Calif.	UDFA '22
16	Hall, Jaren	QB	6-0	207	3/24/1998	R	BYU	Spanish Fork, Utah	D5c '23
17	Osborn, K.J.	WR	5-11	203	6/10/1997	4	Miami	Ypsilanti, Mich.	D5b '20
18	Jefferson, Justin	WR	6-1	195	6/16/1999	4	LSU	St. Rose, La.	D1a '20
20	Ward, Jay	S	6-1	188	7/13/2000	R	LSU	Moultrie, Ga.	D4 '23
21	Evans, Akayleb	CB	6-2	198	6/22/1999	2	Missouri	McKinney, Texas	D4 '22
22	Smith, Harrison	S	6-2	211	2/2/1989	12	Notre Dame	Knoxville, Tenn.	D1b '12
23	Booth Jr., Andrew	CB	6-0	194	9/28/2000	2	Clemson	Dacula, Ga.	D2a '22
24	Bynum, Camryn	S	6-0	200	7/19/1998	3	California	Corona, Calif.	D4b '21
25	Jackson, Theo	S	6-1	198	10/2/1998	2	Tennessee	Overton, Tenn.	FA '22
30	Ham, C.J.	FB	5-11	250	7/22/1993	7	Augustana	Duluth, Minn.	UDFA '16
32	Chandler, Ty	RB	5-11	204	5/12/1998	2	North Carolina	Nashville, Tenn.	D5b '22
33	Asamoah II, Brian	LB	6-0	226	3/29/2000	2	Oklahoma	Columbus, Ohio	D3 '22
34	Muse, Nick	TE	6-5	252	11/25/1998	2	South Carolina	Belmont, N.C.	D7 '22
37	Gaskin, Myles	RB	5-10	199	2/15/1997	5	Washington	Lynnwood, Wash.	FA '23
40	Pace Jr., Ivan	LB	5-10	231	12/16/2000	R	Cincinnati	Cincinnati, Ohio	UDFA '23
42	DePaola, Andrew	LS	6-1	229	7/28/1987	9	Rutgers	Parkton, Md.	FA '20
44	Metellus, Josh	S	5-11	207	1/21/1998	4	Michigan	Pembroke Pines, Fla.	D6b '20
45	Dye, Troy	LB	6-3	225	9/18/1996	4	Oregon	Norco, Calif.	D4c '20
55	Carter II, Andre	OLB	6-6	256	3/28/2000	R	Army	Missouri City, Texas	UDFA '23
56	Bradbury, Garrett	C	6-3	300	6/20/1995	5	NC State	Charlotte, N.C.	D1 '19
58	Hicks, Jordan	LB	6-1	236	6/27/1992	9	Texas	Cincinnati, Ohio	FA '22
64	Brandel, Blake	G	6-7	315	1/23/1997	3	Oregon State	Milwaukie, Ore.	D6a '20
65	Schlottmann, Austin	C	6-6	300	9/18/1995	5	TCU	Brenham, Texas	FA '22
66	Risner, Dalton	G	6-5	312	7/13/1995	5	Kansas State	Wiggins, Colo.	FA '23
67	Ingram, Ed	G	6-3	307	2/11/1999	2	LSU	DeSoto, Texas	D2b '22
71	Darrisaw, Christian	T	6-5	315	6/2/1999	3	Virginia Tech	Upper Marlboro, Md.	D1 '21
72	Cleveland, Ezra	G	6-6	312	5/8/1998	4	Boise State	Spanaway, Wash.	D2 '20
75	O'Neill, Brian	T	6-7	310	9/15/1995	6	Pittsburgh	Wilmington, Del.	D2 '18
76	Quessenberry, David	T	6-5	310	8/24/1990	5	San Jose State	Encinitas, Calif.	FA '23
83	Nailor, Jalen	WR	6-0	190	3/2/1999	2	Michigan State	Palmdale, Calif.	D6b '22
84	Oliver, Josh	TE	6-5	259	3/21/1997	5	San Jose State	Paso Robles, Calif.	FA '23
86	Mundt, Johnny	TE	6-4	233	11/23/1994	6	Oregon	Modesto, Calif.	FA '22
87	Hockenson, T.J.	TE	6-5	248	7/3/1997	5	Iowa	Chariton, Iowa	T (DET) '22
90	Bullard, Jonathan	DL	6-3	290	10/22/1993	8	Florida	Shelby, N.C.	FA '22
91	Jones II, Pat	OLB	6-4	264	9/29/1998	3	Pittsburgh	Chesapeake, Va.	D3d '21
93	Roy, Jaquelin	DL	6-3	305	10/22/2000	R	LSU	Baton Rouge, La.	D5a '23
94	Lowry, Dean	DL	6-6	296	6/9/1994	8	Northwestern	Rockford, Ill.	FA '23
95	Tonga, Khyiris	DL	6-4	338	7/7/1996	3	BYU	West Valley, Utah	FA '22
97	Phillips, Harrison	DL	6-3	307	1/25/1996	6	Stanford	Omaha, Neb.	FA '22
98	Wonnum, D.J.	OLB	6-5	258	10/31/1997	4	South Carolina	Stone Mountain, Ga.	D4a '20
99	Hunter, Danielle	OLB	6-5	263	10/29/1994	9	LSU	Katy, Texas	D3 '15
Practice Squad (16)									
9	Jackson, Trishton	WR	6-1	191	3/9/1998	2	Syracuse	West Bloomfield, Mich.	PS '21
13	Harry, N'Keal	WR	6-4	225	12/17/1997	5	Arizona State	Chandler, Ariz.	FA '23
15	Jackson, Lucky	WR	6-0	186	7/17/1997	1	Western Kentucky	Lexington, Ky.	FA '23
27	McBride, DeWayne	RB	5-10	209	7/8/2001	R	UAB	Starke, Fla.	D7 '23
29	Williams, Joejuan	CB	6-3	212	12/6/1997	5	Vanderbilt	Nashville, Tenn.	FA '23
35	Coldon Jr., C.J.	CB	6-1	180	9/3/1998	R	Oklahoma	Belleville, Ill.	UDFA '23

ROSTER/NUMERICAL

38	Williams, Jaylin	CB	5-10	195	2/26/2000	R	Indiana	Memphis, Tenn.	UDFA '23
43	Vilain, Luiji	OLB	6-4	252	3/10/1998	2	Wake Forest	Ottawa, Ontario, Canada	UDFA '22
50	Smith, T.J.	DL	6-3	300	4/19/1997	2	Arkansas	Moultrie, Ga.	PS '21
51	Whitley, Benton	OLB	6-3	260	2/12/1999	2	Holy Cross	Springfield, Mass.	FA '22
52	Day, Sheldon	DL	6-1	294	7/1/1994	7	Notre Dame	Indianapolis, Ind.	PS '22
59	Vigil, Nick	LB	6-2	230	8/20/1993	8	Utah State	Plain City, Utah	FA '23
68	Byrd, Henry	G	6-5	310	7/1/1999	R	Princeton	Nashville, Tenn.	UDFA '23
78	Adeniji, Hakeem	T	6-4	315	12/8/1997	4	Kansas	Garland, Texas	FA '23
79	Robinson, Tyrese	G	6-3	317	8/21/1999	1	Oklahoma	Boyd, Texas	FA '23
89	Thomas, Thayer	WR	6-0	195	5/20/1998	R	NC State	Wake Forest, N.C.	UDFA '23

Roster Exemption (1)

73	Aho, Junior	DL	6-4	272	2/21/1999	R	SMU	Nice, France	IPP '23
----	-------------	----	-----	-----	-----------	---	-----	--------------	---------

Reserve/NFIN (1)

62	Reed, Chris	G	6-3	314	7/22/1992	8	Minnesota State	Omaha, Neb.	FA '22
----	-------------	---	-----	-----	-----------	---	-----------------	-------------	--------

Injured Reserve (5)

26	Nwangwu, Kene	RB	6-1	210	2/9/1998	3	Iowa State	Frisco, Texas	D4a '21
47	Kwenkeu, William	LB	6-1	235	1/8/1997	2	Temple	Waldorf, Md.	UDFA '22
74	Udoh, Olisaemeka	T	6-6	320	2/14/1997	5	Elon	Fayetteville, N.C.	D6c '19
81	Knowles, Malik	WR	6-2	196	8/17/2000	R	Kansas State	Mansfield, Texas	UDFA '23
92	Lynch, James	DL	6-4	295	1/20/1999	4	Baylor	Round Rock, Texas	D4b '20

ROSTER/POSITIONAL - DETAILED

NO.	NAME	POS.	HT.	WT.	AGE	EXP.	COLLEGE	HOMETOWN	HOW ACQ.
QUARTERBACKS (3)									
8	Cousins, Kirk	QB	6-3	205	35	12	Michigan State	Holland, Mich.	FA '18
12	Mullens, Nick	QB	6-0	210	28	6	Southern Mississippi	Hoover, Ala.	T (LV) '22
16	Hall, Jaren	QB	6-0	207	25	R	BYU	Spanish Fork, Utah	D5c '23
RUNNING BACKS (6)									
2	Mattison, Alexander	RB	5-11	215	25	5	Boise State	San Bernardino, Calif.	D3 '19
26	Nwangwu, Kene (IR)	RB	6-1	210	25	3	Iowa State	Frisco, Texas	D4a '21
27	McBride, DeWayne (PS)	RB	5-10	209	22	R	UAB	Starke, Fla.	D7 '23
30	Ham, C.J.	FB	5-11	250	30	7	Augustana	Duluth, Minn.	UDFA '16
32	Chandler, Ty	RB	5-11	204	25	2	North Carolina	Nashville, Tenn.	D5b '22
37	Gaskin, Myles	RB	5-10	199	26	5	Washington	Lynnwood, Wash.	FA '23
WIDE RECEIVERS (10)									
3	Addison, Jordan	WR	5-11	175	21	R	USC	Frederick, Md.	D1 '23
4	Powell, Brandon	WR	5-8	181	28	5	Florida	Deerfield Beach, Fla.	FA '23
9	Jackson, Trishton (PS)	WR	6-1	191	25	2	Syracuse	West Bloomfield, Mich.	PS '21
13	Harry, N'Keal (PS)	WR	6-4	225	25	5	Arizona State	Chandler, Ariz.	FA '23
15	Jackson, Lucky (PS)	WR	6-0	186	26	1	Western Kentucky	Lexington, Ky.	FA '23
17	Osborn, K.J.	WR	5-11	203	26	4	Miami	Ypsilanti, Mich.	D5b '20
18	Jefferson, Justin	WR	6-1	195	24	4	LSU	St. Rose, La.	D1a '20
81	Knowles, Malik (IR)	WR	6-2	196	23	R	Kansas State	Mansfield, Texas	UDFA '23
83	Nailor, Jalen	WR	6-0	190	24	2	Michigan State	Palmdale, Calif.	D6b '22
89	Thomas, Thayer (PS)	WR	6-0	195	25	R	NC State	Wake Forest, N.C.	UDFA '23
TIGHT ENDS (4)									
34	Muse, Nick	TE	6-5	252	24	2	South Carolina	Belmont, N.C.	D7 '22
84	Oliver, Josh	TE	6-5	259	26	5	San Jose State	Paso Robles, Calif.	FA '23
86	Mundt, Johnny	TE	6-4	233	28	6	Oregon	Modesto, Calif.	FA '22
87	Hockenson, T.J.	TE	6-5	248	26	5	Iowa	Chariton, Iowa	T (DET) '22
OFFENSIVE LINE (14)									
56	Bradbury, Garrett	C	6-3	300	28	5	NC State	Charlotte, N.C.	D1 '19
62	Reed, Chris (R/NFIN)	G	6-3	314	31	8	Minnesota State	Omaha, Neb.	FA '22
64	Brandel, Blake	G	6-7	315	26	3	Oregon State	Milwaukie, Ore.	D6a '20
65	Schlottmann, Austin	C	6-6	300	28	5	TCU	Brenham, Texas	FA '22
66	Risner, Dalton	G	6-5	312	28	5	Kansas State	Wiggins, Colo.	FA '23
67	Ingram, Ed	G	6-3	307	24	2	LSU	DeSoto, Texas	D2b '22
68	Byrd, Henry (PS)	G	6-5	310	24	R	Princeton	Nashville, Tenn.	UDFA '23
71	Darrisaw, Christian	T	6-5	315	24	3	Virginia Tech	Upper Marlboro, Md.	D1 '21
72	Cleveland, Ezra	G	6-6	312	25	4	Boise State	Spanaway, Wash.	D2 '20
74	Udoh, Olisaemeka (IR)	T	6-6	320	26	5	Elon	Fayetteville, N.C.	D6c '19
75	O'Neill, Brian	T	6-7	310	28	6	Pittsburgh	Wilmington, Del.	D2 '18
76	Quessenberry, David	T	6-5	310	33	5	San Jose State	Encinitas, Calif.	FA '23
78	Adeniji, Hakeem (PS)	T	6-4	315	25	4	Kansas	Garland, Texas	FA '23
79	Robinson, Tyrese (PS)	G	6-3	317	24	1	Oklahoma	Boyd, Texas	FA '23
LINEBACKERS (13)									
0	Davenport, Marcus	OLB	6-6	265	27	6	Texas-San Antonio	San Antonio, Texas	FA '23
33	Asamoah II, Brian	LB	6-0	226	23	2	Oklahoma	Columbus, Ohio	D3 '22
40	Pace Jr., Ivan	LB	5-10	231	22	R	Cincinnati	Cincinnati, Ohio	UDFA '23
43	Vilain, Luiji (PS)	OLB	6-4	252	25	2	Wake Forest	Ottawa, Ontario, Canada	UDFA '22
45	Dye, Troy	LB	6-3	225	27	4	Oregon	Norco, Calif.	D4c '20
47	Kwenkeu, William (IR)	LB	6-1	235	26	2	Temple	Waldorf, Md.	UDFA '22
51	Whitley, Benton (PS)	OLB	6-3	260	24	2	Holy Cross	Springfield, Mass.	FA '22
55	Carter II, Andre	OLB	6-6	256	23	R	Army	Missouri City, Texas	UDFA '23
58	Hicks, Jordan	LB	6-1	236	31	9	Texas	Cincinnati, Ohio	FA '22
59	Vigil, Nick (PS)	LB	6-2	230	30	8	Utah State	Plain City, Utah	FA '23
91	Jones II, Pat	OLB	6-4	264	24	3	Pittsburgh	Chesapeake, Va.	D3d '21
98	Wonnum, D.J.	OLB	6-5	258	25	4	South Carolina	Stone Mountain, Ga.	D4a '20
99	Hunter, Danielle	OLB	6-5	263	28	9	LSU	Katy, Texas	D3 '15

ROSTER/POSITIONAL - DETAILED

DEFENSIVE BACKS (14)

5	Blackmon, Mekhi	CB	5-11	178	24	R	USC	San Palo Alto, Calif.	D3b '23
6	Cine, Lewis	S	6-2	199	23	2	Georgia	Everett, Mass.	D1 '22
7	Murphy Jr., Byron	CB	5-11	190	25	5	Washington	Scottsdale, Ariz.	FA '23
11	Thompson, Najee	CB	5-11	205	23	R	Georgia Southern	Boiling Springs, S.C.	UDFA '23
20	Ward, Jay	S	6-1	188	23	R	LSU	Moultrie, Ga.	D4 '23
21	Evans, Akayleb	CB	6-2	198	24	2	Missouri	McKinney, Texas	D4 '22
22	Smith, Harrison	S	6-2	211	34	12	Notre Dame	Knoxville, Tenn.	D1b '12
23	Booth Jr., Andrew	CB	6-0	194	22	2	Clemson	Dacula, Ga.	D2a '22
24	Bynum, Camryn	S	6-0	200	25	3	California	Corona, Calif.	D4b '21
25	Jackson, Theo	S	6-1	198	24	2	Tennessee	Overton, Tenn.	FA '22
29	Williams, Joejuan (PS)	CB	6-3	212	25	5	Vanderbilt	Nashville, Tenn.	FA '23
35	Coldon Jr., C.J. (PS)	CB	6-1	180	25	R	Oklahoma	Belleville, Ill.	UDFA '23
38	Williams, Jaylin (PS)	CB	5-10	195	23	R	Indiana	Memphis, Tenn.	UDFA '23
44	Metellus, Josh	S	5-11	207	25	4	Michigan	Pembroke Pines, Fla.	D6b '20

DEFENSIVE LINE (9)

50	Smith, T.J. (PS)	DL	6-3	300	26	2	Arkansas	Moultrie, Ga.	PS '21
52	Day, Sheldon (PS)	DL	6-1	294	29	7	Notre Dame	Indianapolis, Ind.	PS '22
73	Aho, Junior (#)	DL	6-4	272	24	R	SMU	Nice, France	IPP '23
90	Bullard, Jonathan	DL	6-3	290	29	8	Florida	Shelby, N.C.	FA '22
92	Lynch, James (IR)	DL	6-4	295	24	4	Baylor	Round Rock, Texas	D4b '20
93	Roy, Jaquelin	DL	6-3	305	22	R	LSU	Baton Rouge, La.	D5a '23
94	Lowry, Dean	DL	6-6	296	29	8	Northwestern	Rockford, Ill.	FA '23
95	Tonga, Khyiris	DL	6-4	338	27	3	BYU	West Valley, Utah	FA '22
97	Phillips, Harrison	DL	6-3	307	27	6	Stanford	Omaha, Neb.	FA '22

SPECIALISTS (3)

1	Joseph, Greg	K	6-0	206	29	6	Florida Atlantic	Boca Raton, Fla.	FA '21
14	Wright, Ryan	P	6-3	245	23	2	Tulane	San Ramon, Calif.	UDFA '22
42	DePaola, Andrew	LS	6-1	229	36	9	Rutgers	Parkton, Md.	FA '20

ROSTER/EXPERIENCE

2023 MINNESOTA VIKINGS EXPERIENCE (AS OF SEPTEMBER 24, 2023)														
NO	NAME	POS	HT	WT	DOB	AGE	EXP	COLLEGE	HOMETOWN	HOW ACQ	GP	GS	DPN	INA
TWELFTH SEASON (2)														
22	Harrison Smith	S	6-2	211	02/02/89	34	12	Notre Dame	Knoxville, Tenn.	D1b '12	2	2	0	0
8	Kirk Cousins	QB	6-3	205	08/19/88	35	12	Michigan State	Holland, Mich.	FA '18	2	2	0	0
NINTH SEASON (3)														
42	Andrew DePaola	LS	6-1	229	07/28/87	36	9	Rutgers	Parkton, Md.	FA '20	2	0	0	0
99	Danielle Hunter	OLB	6-5	263	10/29/94	28	9	LSU	Katy, Texas	D3 '15	2	2	0	0
58	Jordan Hicks	LB	6-1	236	06/27/92	31	9	Texas	Cincinnati, Ohio	FA '22	2	2	0	0
EIGHTH SEASON (4)														
62	Chris Reed	G	6-3	314	07/22/92	31	8	Minnesota State	Omaha, Neb.	FA '22	0	0	0	0
94	Dean Lowry	DL	6-6	296	06/09/94	29	8	Northwestern	Rockford, Ill.	FA '23	2	1	0	0
90	Jonathan Bullard	DL	6-3	290	10/22/93	29	8	Florida	Shelby, N.C.	FA '22	2	1	0	0
59	Nick Vigil	LB	6-2	230	08/20/93	30	8	Utah State	Plain City, Utah	FA '23	0	0	0	0
SEVENTH SEASON (2)														
30	C.J. Ham	FB	5-11	250	07/22/93	30	7	Augustana	Duluth, Minn.	UDFA '16	2	1	0	0
52	Sheldon Day	DL	6-1	294	07/01/94	29	7	Notre Dame	Indianapolis, Ind.	PS '22	0	0	0	0
SIXTH SEASON (6)														
75	Brian O'Neill	T	6-7	310	09/15/95	28	6	Pittsburgh	Wilmington, Del.	D2 '18	2	2	0	0
1	Greg Joseph	K	6-0	206	08/04/94	29	6	Florida Atlantic	Boca Raton, Fla.	FA '21	2	0	0	0
97	Harrison Phillips	DL	6-3	307	01/25/96	27	6	Stanford	Omaha, Neb.	FA '22	2	2	0	0
86	Johnny Mundt	TE	6-4	233	11/23/94	28	6	Oregon	Modesto, Calif.	FA '22	2	0	0	0
0	Marcus Davenport	OLB	6-6	265	09/04/96	27	6	Texas-San Antonio	San Antonio, Texas	FA '23	1	1	0	1
12	Nick Mullens	QB	6-0	210	03/21/95	28	6	Southern Mississippi	Hoover, Ala.	T (LV) '22	0	0	2	0
FIFTH SEASON (13)														
2	Alexander Mattison	RB	5-11	215	06/19/98	25	5	Boise State	San Bernardino, Calif.	D3 '19	2	2	0	0
65	Austin Schlottmann	C	6-6	300	09/18/95	28	5	TCU	Brenham, Texas	FA '22	2	1	0	0
4	Brandon Powell	WR	5-8	181	09/12/95	28	5	Florida	Deerfield Beach, Fla.	FA '23	2	0	0	0
7	Byron Murphy Jr.	CB	5-11	190	01/18/98	25	5	Washington	Scottsdale, Ariz.	FA '23	2	2	0	0
66	Dalton Risner	G	6-5	312	07/13/95	28	5	Kansas State	Wiggins, Colo.	FA '23	0	0	0	0
76	David Quessenberry	T	6-5	310	08/24/90	33	5	San Jose State	Encinitas, Calif.	FA '23	1	0	0	1
56	Garrett Bradbury	C	6-3	300	06/20/95	28	5	NC State	Charlotte, N.C.	D1 '19	1	1	0	1
29	Joejuan Williams	CB	6-3	212	12/06/97	25	5	Vanderbilt	Nashville, Tenn.	FA '23	0	0	0	0
84	Josh Oliver	TE	6-5	259	03/21/97	26	5	San Jose State	Paso Robles, Calif.	FA '23	2	2	0	0
37	Myles Gaskin	RB	5-10	199	02/15/97	26	5	Washington	Lynnwood, Wash.	FA '23	1	0	1	0
13	N'Keal Harry	WR	6-4	225	12/17/97	25	5	Arizona State	Chandler, Ariz.	FA '23	0	0	0	0
74	Olisaemeka Udoh	T	6-6	320	02/14/97	26	5	Elon	Fayetteville, N.C.	D6c '19	2	1	0	0
87	T.J. Hockenson	TE	6-5	248	07/03/97	26	5	Iowa	Chariton, Iowa	T (DET) '22	2	1	0	0
FOURTH SEASON (8)														
98	D.J. Wonnum	OLB	6-5	258	10/31/97	25	4	South Carolina	Stone Mountain, Ga.	D4a '20	2	2	0	0
72	Ezra Cleveland	G	6-6	312	05/08/98	25	4	Boise State	Spanaway, Wash.	D2 '20	2	2	0	0
78	Hakeem Adeniji	T	6-4	315	12/08/97	25	4	Kansas	Garland, Texas	FA '23	0	0	0	0
92	James Lynch	DL	6-4	295	01/20/99	24	4	Baylor	Round Rock, Texas	D4b '20	0	0	0	0
44	Josh Metellus	S	5-11	207	01/21/98	25	4	Michigan	Pembroke Pines, Fla.	D6b '20	2	2	0	0
18	Justin Jefferson	WR	6-1	195	06/16/99	24	4	LSU	St. Rose, La.	D1a '20	2	2	0	0
17	K.J. Osborn	WR	5-11	203	06/10/97	26	4	Miami	Ypsilanti, Mich.	D5b '20	2	1	0	0
45	Troy Dye	LB	6-3	225	09/18/96	27	4	Oregon	Norco, Calif.	D4c '20	2	0	0	0
THIRD SEASON (6)														
64	Blake Brandel	G	6-7	315	01/23/97	26	3	Oregon State	Milwaukie, Ore.	D6a '20	2	0	0	0
24	Camryn Bynum	S	6-0	200	07/19/98	25	3	California	Corona, Calif.	D4b '21	2	2	0	0
71	Christian Darrisaw	T	6-5	315	06/02/99	24	3	Virginia Tech	Upper Marlboro, Md.	D1 '21	1	1	1	0
26	Kene Nwangwu	RB	6-1	210	02/09/98	25	3	Iowa State	Frisco, Texas	D4a '21	0	0	0	0
95	Khyiris Tonga	DL	6-4	338	07/07/96	27	3	BYU	West Valley, Utah	FA '22	2	0	0	0
91	Pat Jones II	OLB	6-4	264	09/29/98	24	3	Pittsburgh	Chesapeake, Va.	D3d '21	2	0	0	0
SECOND SEASON (15)														

ROSTER/EXPERIENCE

21	Akayleb Evans	CB	6-2	198	06/22/99	24	2	Missouri	McKinney, Texas	D4 '22	2	2	0	0
23	Andrew Booth Jr.	CB	6-0	194	09/28/00	22	2	Clemson	Dacula, Ga.	D2a '22	2	0	0	0
51	Benton Whitley	OLB	6-3	260	02/12/99	24	2	Holy Cross	Springfield, Mass.	FA '22	1	0	0	0
33	Brian Asamoah II	LB	6-0	226	03/29/00	23	2	Oklahoma	Columbus, Ohio	D3 '22	2	0	0	0
67	Ed Ingram	G	6-3	307	02/11/99	24	2	LSU	DeSoto, Texas	D2b '22	2	2	0	0
83	Jalen Nailor	WR	6-0	190	03/02/99	24	2	Michigan State	Palmdale, Calif.	D6b '22	2	0	0	0
6	Lewis Cine	S	6-2	199	10/05/99	23	2	Georgia	Everett, Mass.	D1 '22	2	0	0	0
43	Luiji Vilain	OLB	6-4	252	03/10/98	25	2	Wake Forest	Ottawa, Ontario, Canada	UDFA '22	0	0	0	0
34	Nick Muse	TE	6-5	252	11/25/98	24	2	South Carolina	Belmont, N.C.	D7 '22	0	0	0	2
14	Ryan Wright	P	6-3	245	06/01/00	23	2	Tulane	San Ramon, Calif.	UDFA '22	2	0	0	0
50	T.J. Smith	DL	6-3	300	04/19/97	26	2	Arkansas	Moultrie, Ga.	PS '21	0	0	0	0
25	Theo Jackson	S	6-1	198	10/02/98	24	2	Tennessee	Overton, Tenn.	FA '22	2	0	0	0
9	Trishton Jackson	WR	6-1	191	03/09/98	25	2	Syracuse	West Bloomfield, Mich.	PS '21	0	0	0	0
32	Ty Chandler	RB	5-11	204	05/12/98	25	2	North Carolina	Nashville, Tenn.	D5b '22	2	0	0	0
47	William Kwenkeu	LB	6-1	235	01/08/97	26	2	Temple	Waldorf, Md.	UDFA '22	0	0	0	0
FIRST SEASON (2)														
15	Lucky Jackson	WR	6-0	186	07/17/97	26	1	Western Kentucky	Lexington, Ky.	FA '23	0	0	0	0
79	Tyrese Robinson	G	6-3	317	08/21/99	24	1	Oklahoma	Boyd, Texas	FA '23	0	0	0	0
ROOKIE (15)														
55	Andre Carter II	OLB	6-6	256	03/28/00	23	R	Army	Missouri City, Texas	UDFA '23	0	0	0	0
35	C.J. Coldon Jr.	CB	6-1	180	09/03/98	25	R	Oklahoma	Belleville, Ill.	UDFA '23	0	0	0	0
27	DeWayne McBride	RB	5-10	209	07/08/01	22	R	UAB	Starke, Fla.	D7 '23	0	0	0	0
68	Henry Byrd	G	6-5	310	07/01/99	24	R	Princeton	Nashville, Tenn.	UDFA '23	0	0	0	0
40	Ivan Pace Jr.	LB	5-10	231	12/16/00	22	R	Cincinnati	Cincinnati, Ohio	UDFA '23	2	1	0	0
93	Jaquelin Roy	DL	6-3	305	10/22/00	22	R	LSU	Baton Rouge, La.	D5a '23	0	0	0	2
16	Jaren Hall	QB	6-0	207	03/24/98	25	R	BYU	Spanish Fork, Utah	D5c '23	0	0	0	2
20	Jay Ward	S	6-1	188	07/13/00	23	R	LSU	Moultrie, Ga.	D4 '23	2	0	0	0
38	Jaylin Williams	CB	5-10	195	02/26/00	23	R	Indiana	Memphis, Tenn.	UDFA '23	0	0	0	0
3	Jordan Addison	WR	5-11	175	01/27/02	21	R	USC	Frederick, Md.	D1 '23	2	1	0	0
73	Junior Aho	DL	6-4	272	02/21/99	24	R	SMU	Nice, France	IPP '23	0	0	0	0
81	Malik Knowles	WR	6-2	196	08/17/00	23	R	Kansas State	Mansfield, Texas	UDFA '23	0	0	0	0
5	Mekhi Blackmon	CB	5-11	178	03/18/99	24	R	USC	San Palo Alto, Calif.	D3b '23	2	0	0	0
11	Najee Thompson	CB	5-11	205	07/07/00	23	R	Georgia Southern	Boiling Springs, S.C.	UDFA '23	2	0	0	0
89	Thayer Thomas	WR	6-0	195	05/20/98	25	R	NC State	Wake Forest, N.C.	UDFA '23	0	0	0	0

ROSTER/DEPTH CHART

(As of September 19, 2023)

OFFENSE

WR	18 Justin Jefferson	83 Jalen Nailor		
LT	71 Christian Darrisaw	76 David Quessenberry		
LG	72 Ezra Cleveland	66 Dalton Risner		
C	56 Garrett Bradbury	65 Austin Schlottmann		
RG	67 Ed Ingram	64 Blake Brandel		
RT	75 Brian O'Neill			
TE	87 T.J. Hockenson	84 Josh Oliver	86 Johnny Mundt	34 Nick Muse
WR	17 K.J. Osborn	<u>3 Jordan Addison</u>	4 Brandon Powell	
QB	8 Kirk Cousins	12 Nick Mullens	<u>16 Jaren Hall</u>	
RB	2 Alexander Mattison	32 Ty Chandler	<u>37 Myles Gaskin</u>	
FB	30 C.J. Ham			

DEFENSE

OLB	99 Danielle Hunter	91 Pat Jones II	<u>55 Andre Carter II</u>
DL	94 Dean Lowry		
DL	97 Harrison Phillips	95 Khyiris Tonga	
DL	90 Jonathan Bullard	<u>93 Jaquelin Roy</u>	
OLB	0 Marcus Davenport	98 D.J. Wonnum	
LB	58 Jordan Hicks	45 Troy Dye	
LB	<u>40 Ivan Pace Jr.</u>	33 Brian Asamoah II	
CB	21 Akayleb Evans	23 Andrew Booth Jr.	<u>11 Najee Thompson</u>
CB	7 Byron Murphy Jr.	<u>5 Mekhi Blackmon</u>	
S	22 Harrison Smith	44 Josh Metellus	<u>20 Jay Ward</u>
S	24 Camryn Bynum	6 Lewis Cine	25 Theo Jackson

SPECIALISTS

K	1 Greg Joseph	
P	14 Ryan Wright	
H	14 Ryan Wright	
LS	42 Andrew DePaola	
KR	32 Ty Chandler	4 Brandon Powell
PR	4 Brandon Powell	

PRONUNCIATION GUIDE

Brian Asamoah II	Aw-sum-wah	Dalton Risner	RISE-ner
Mekhi Blackmon	muh-KYE	Jaquelin Roy	juh-KWAY-lin
Lewis Cine	SEEN	Austin Schlottmann	SHLOTE-man
Andrew DePaola	dee-PAUL-uh	Khyiris Tonga	KYE-ris
Danielle Hunter	duh-KNEEL	D.J. Wonnum	WAHN-um
David Quessenberry	KWESS-en-berry		

HOW THE 2023 VIKINGS WERE BUILT

YEAR	DRAFTEES (28)	FREE AGENTS (18)	COLLEGE FREE AGENTS (5)	TRADES/WAIVERS (2)
2012	S Harrison Smith (1st-b)			
2015	OLB Danielle Hunter (3rd)			
2016			FB C.J. Ham (UDFA '16)	
2018	T Brian O'Neill (2nd)	QB Kirk Cousins (FA '18)		
2019	C Garrett Bradbury (1st) RB Alexander Mattison (3rd)			
2020	WR Justin Jefferson (1st-a) G Ezra Cleveland (2nd) OLB D.J. Wonnum (4th-a) LB Troy Dye (4th-c) WR K.J. Osborn (5th-b) G Blake Brandel (6th) S Josh Metellus (6th)	LS Andrew DePaola (FA '20)		
2021	T Christian Darrisaw (1st) OLB Pat Jones II (3rd-d) S Camryn Bynum (4th-b)	K Greg Joseph (FA '21)		
2022	S Lewis Cine (1st) CB Andrew Booth Jr. (2nd-a) G Ed Ingram (2nd-b) LB Brian Asamoah II (3rd) CB Akayleb Evans (4th) RB Ty Chandler (5th-b) WR Jalen Nailor (6th-b) TE Nick Muse (7th)	DL Jonathan Bullard (FA '22) LB Jordan Hicks (FA '22) S Theo Jackson (FA '22) TE Johnny Mundt (FA '22) DL Harrison Phillips (FA '22) C Austin Schlottmann (FA '22) DL Khyiris Tonga (FA '22)	P Ryan Wright (UDFA '22)	TE T.J. Hockenson (T DET '22) QB Nick Mullens (T LV '22)
2023	WR Jordan Addison (1st) CB Mekhi Blackmon (3rd-b) S Jay Ward (4th-a) DL Jaquelin Roy (5th-a) QB Jaren Hall (5th-b)	OLB Marcus Davenport (FA '23) RB Myles Gaskin (FA '23) DL Dean Lowry (FA '23) CB Byron Murphy Jr. (FA '23) TE Josh Oliver (FA '23) WR Brandon Powell (FA '23) T David Quessenberry (FA '23) G Dalton Risner (FA '23)	OLB Andre Carter II (UDFA '23) LB Ivan Pace Jr. (UDFA '23) CB Najee Thompson (UDFA '23)	

NFL EXPERIENCE

2023 MINNESOTA VIKINGS WHEN BUILT (AS OF SEPTEMBER 19, 2023)

1st Round (9)

[29] Harrison Smith (2012)
[14] Marcus Davenport (2018-NO)
[8] T.J. Hockenson (2019-DET)
[18] Garrett Bradbury (2019)
[32] N'Keal Harry (2019-NE)^
[22] Justin Jefferson (2020)
[23] Christian Darrisaw (2021)
[32] Lewis Cine (2022)
[23] Jordan Addison (2023)

2nd Round (7)

[62] Brian O'Neill (2018)
[33] Byron Murphy Jr. (2019-ARI)
[41] Dalton Risner (2019-DEN)
[45] Joejuan Williams (2019-NE)^
[58] Ezra Cleveland (2020)
[42] Andrew Booth Jr. (2022)
[59] Ed Ingram (2022)

3rd Round (10)

[84] Jordan Hicks (2015-PHI)
[88] Danielle Hunter (2015)
[72] Jonathan Bullard (2016-CHI)
[87] Nick Vigil (2016-CIN)^
[96] Harrison Phillips (2018-BUF)
[69] Josh Oliver (2019-JAX)
[102] Alexander Mattison (2019)
[90] Pat Jones II (2021)
[66] Brian Asamoah II (2022)
[102] Mekhi Blackmon (2023)

4th Round (10)

[102] Kirk Cousins (2012-WAS)
[103] Sheldon Day (2016-JAX)^
[137] Dean Lowry (2016-GB)
[117] D.J. Wonnum (2020)
[130] James Lynch (2020)*
[132] Troy Dye (2020)
[119] Kene Nwangwu (2021)*
[125] Camryn Bynum (2021)
[118] Akayleb Evans (2022)
[134] Jay Ward (2023)

5th Round (4)

[176] K.J. Osborn (2020)
[169] Ty Chandler (2022)
[141] Jaquelin Roy (2023)
[164] Jaren Hall (2023)

6th Round (7)

[176] David Quessenberry (2013-HOU)
[193] Olisaemeka Udoh (2019)*
[180] Hakeem Adeniji (2020-CIN)^
[203] Blake Brandel (2020)
[205] Josh Metellus (2020)
[191] Jalen Nailor (2022)
[204] Theo Jackson (2022-TEN)

7th Round (4)

[234] Myles Gaskin (2019-MIA)
[250] Khyiris Tonga (2021-CHI)
[227] Nick Muse (2022)
[222] DeWayne McBride (2023)^

Undrafted (23)

Andrew DePaola (2012)
Chris Reed (2015)☐
C.J. Ham (2016)
Nick Mullens (2017)
Johnny Mundt (2017)
Greg Joseph (2018)
Austin Schlottmann (2018)
Trishton Jackson (2020)^
T.J. Smith (2020)^
William Kwenkeu (2022)*
Luiji Vilain (2022)^
Benton Whitley (2022)^
Ryan Wright (2022)
Junior Aho (2023)#
Henry Byrd (2023)^
Andre Carter II (2023)
C.J. Coldon Jr. (2023)^
Lucky Jackson (2023)^
Malik Knowles (2023)*
Ivan Pace Jr. (2023)
Thayer Thomas (2023)^
Najee Thompson (2023)
Jaylin Williams (2023)^

Key: ^ Practice Squad, * Injured Reserve, ☐ Reserve/NFIN, # Roster Exemption

WHEN THEY GOT TO THE VIKINGS

2012 (1)

Harrison Smith, Round 1

2015 (1)

Danielle Hunter, Round 3

2016 (1)

C.J. Ham, UDFA

2018 (2)

Brian O'Neill, Round 2
Kirk Cousins, FA

2019 (3)

Garrett Bradbury, Round 1
Alexander Mattison, Round 3
Olisaemeka Udoh, Round 6*

2020 (9)

Justin Jefferson, Round 1
Ezra Cleveland, Round 2
Troy Dye, Round 4
James Lynch, Round 4*
D.J. Wonnum, Round 4
K.J. Osborn, Round 5
Blake Brandel, Round 6
Josh Metellus, Round 6
Andrew DePaola, FA

2021 (7)

Christian Darrisaw, Round 1
Pat Jones II, Round 3
Camryn Bynum, Round 4
Kene Nwangwu, Round 4*
Trishton Jackson, Practice Squad^
Greg Joseph, FA
T.J. Smith, Practice Squad^

2022 (23)

Lewis Cine, Round 1
Andrew Booth Jr., Round 2
Ed Ingram, Round 2
Brian Asamoah II, Round 3
Akayleb Evans, Round 4
Ty Chandler, Round 5
Jalen Nailor, Round 6
Nick Muse, Round 7
Jonathan Bullard, FA
Sheldon Day, Practice Squad^
Jordan Hicks, FA
T.J. Hockenson, Trades (DET)
Theo Jackson, FA
William Kwenkeu, UDFA*
Nick Mullens, Trades (OAK)
Johnny Mundt, FA
Harrison Phillips, FA
Chris Reed, FA☐
Austin Schlottmann, FA
Khyiris Tonga, FA
Luiji Vilain, UDFA^
Benton Whitley, FA^
Ryan Wright, UDFA

2023 (27)

Jordan Addison, Round 1
Mekhi Blackmon, Round 3
Jay Ward, Round 4
Jaren Hall, Round 5
Jaquelin Roy, Round 5
DeWayne McBride, Round 7^
Hakeem Adeniji, FA^
Junior Aho, UDFA#
Henry Byrd, UDFA^
Andre Carter II, UDFA
C.J. Coldon Jr., UDFA^
Marcus Davenport, FA
Myles Gaskin, FA
N'Keal Harry, FA^
Lucky Jackson, FA^
Malik Knowles, UDFA*
Dean Lowry, FA
Byron Murphy Jr., FA
Josh Oliver, FA
Ivan Pace Jr., UDFA
David Quessenberry, FA
Dalton Risner, FA
Thayer Thomas, UDFA^
Najee Thompson, UDFA
Nick Vigil, FA^
Jaylin Williams, UDFA^
Joejuan Williams, FA^

PLAYER PARTICIPATION SUMMARY

2023 MINNESOTA VIKINGS PLAYER PARTICIPATION SUMMARY (AS OF SEPTEMBER 19, 2023)

PLAYER	GP	GS	N	X	PLAYER	GP	GS	N	X
Addison, Jordan	2	1	0	0	Knowles, Malik	0	0	0	0
Adeniji, Hakeem	0	0	0	0	Kwenkeu, William	0	0	0	0
Aho, Junior	0	0	0	0	Lowry, Dean	2	1	0	0
Asamoah II, Brian	2	0	0	0	Lynch, James	0	0	0	0
Blackmon, Mekhi	2	0	0	0	Mattison, Alexander	2	2	0	0
Booth Jr., Andrew	2	0	0	0	McBride, DeWayne	0	0	0	0
Bradbury, Garrett	1	1	1	0	Metellus, Josh	2	2	0	0
Brandel, Blake	2	0	0	0	Mullens, Nick	0	0	0	2
Bullard, Jonathan	2	1	0	0	Mundt, Johnny	2	0	0	0
Bynum, Camryn	2	2	0	0	Murphy Jr., Byron	2	2	0	0
Byrd, Henry	0	0	0	0	Muse, Nick	0	0	2	0
Carter II, Andre	0	0	0	0	Nailor, Jalen	2	0	0	0
Carter, Andre	0	0	2	0	Nwangwu, Kene	0	0	0	0
Chandler, Ty	2	0	0	0	O'Neill, Brian	2	2	0	0
Cine, Lewis	2	0	0	0	Oliver, Josh	2	2	0	0
Cleveland, Ezra	2	2	0	0	Osborn, K.J.	2	1	0	0
Coldon Jr., C.J.	0	0	0	0	Pace Jr., Ivan	2	1	0	0
Cousins, Kirk	2	2	0	0	Phillips, Harrison	2	2	0	0
Darrisaw, Christian	1	1	0	1	Powell, Brandon	2	0	0	0
Davenport, Marcus	1	1	1	0	Quessenberry, David	1	0	1	0
Day, Sheldon	0	0	0	0	Reed, Chris	0	0	0	0
DePaola, Andrew	2	0	0	0	Robinson, Tyrese	0	0	0	0
Dye, Troy	2	0	0	0	Roy, Jaquelin	0	0	2	0
Evans, Akayleb	2	2	0	0	Schlottmann, Austin	2	1	0	0
Gaskin, Myles	1	0	0	1	Smith, Harrison	2	2	0	0
Hall, Jaren	0	0	2	0	Smith, T.J.	0	0	0	0
Ham, C.J.	2	1	0	0	Thomas, Thayer	0	0	0	0
Harry, N'Keal	0	0	0	0	Thompson, Najee	2	0	0	0
Hicks, Jordan	2	2	0	0	Tonga, Khyiris	2	0	0	0
Hockenson, T.J.	2	1	0	0	Udoh, Olisaemeka	2	1	0	0
Hunter, Danielle	2	2	0	0	Vigil, Nick	0	0	0	0
Ingram, Ed	2	2	0	0	Vilain, Luiji	0	0	0	0
Jackson, Lucky	0	0	0	0	Ward, Jay	2	0	0	0
Jackson, Theo	2	0	0	0	Whitley, Benton	1	0	0	0
Jackson, Trishton	0	0	0	0	Williams, Jaylin	0	0	0	0
Jefferson, Justin	2	2	0	0	Williams, Joejuan	0	0	0	0
Jones II, Pat	2	0	0	0	Wonnum, D.J.	2	2	0	0
Joseph, Greg	2	0	0	0	Wright, Ryan	2	0	0	0

GP=Games Played, GS=Started, N=On Inactive List, X=Did Not Play (Non-injury)

2023 SEASON STATS

MINNESOTA VIKINGS / REGULAR SEASON WEEK 2 / THROUGH THURSDAY, SEPTEMBER 14, 2023

WON 0, LOST 2		KEVIN O'CONNELL (2 GAMES)		
09/10	L	17-20	Tampa Bay	66,741
09/14	L	28-34	at Philadelphia	69,879

2023 TEAM STATISTICS		
	MIN	OPP.
FIRST DOWNS	37	40
Rushing	2	24
Passing	34	13
Penalty	1	3
Third Down-Made/Att	12/24	12/31
Third Down Efficiency	50.0%	38.7%
Fourth Down-Made/Att	1/1	2/2
Fourth Down Efficiency	100.0%	100.0%
TOTAL NET YARDS	743	672
Avg. Per Game	371.5	336.0
Total Plays	118	143
Avg. Per Play	6.3	4.7
NET YARDS RUSHING	69	332
Avg. Per Game	34.5	166.0
Total Rushes	26	81
Avg. Per Rush	2.7	4.1
NET YARDS PASSING	674	340
Avg. Per Game	337.0	170.0
Sacked/Yards Lost	4/34	5/26
Gross Yards	708	366
Attempts/Completions	88/64	57/39
Pct. of Completion	72.7%	68.4%
Had Intercepted	1	1
PUNTS/AVERAGE	8/51.8	10/47.7
Net Punting Average	47.9	42.0
PUNT RETURN/AVG.	6/6.2	5/6.2
KICKOFF RETURN/AVG.	1/15.0	1/23.0
INTERCEPTION RETURN/AVG.	1/0.0	1/14.0
PENALTIES/YARDS	8/60	10/64
FUMBLES/BALL LOST	6/6	1/0
TOUCHDOWNS	6	6
Rushing	0	3
Passing	6	3
Returns	0	0
EXTRA POINTS/ATTEMPTS	6/6	6/6
TWO POINT CONVERSION/ATT.	0/0	0/0
FIELD GOALS/ATTEMPTS	1/1	4/5
AVG. TIME OF POSSESSION	24:57	35:03

* SCORE BY PERIODS	Q1	Q2	Q3	Q4	OT	PTS
TEAM	0	17	7	21	0	45
OPPONENTS	6	17	21	10	0	54

SCORING	TD	RU	PA	RT	K-PAT	FG	2PT	S	PTS
J. Addison	2	0	2	0	0/0	0/0	0	0	12
T. Hockenson	2	0	2	0	0/0	0/0	0	0	12
G. Joseph	0	0	0	0	6/6	1/1	0	0	9
A. Mattison	1	0	1	0	0/0	0/0	0	0	6
K. Osborn	1	0	1	0	0/0	0/0	0	0	6
TEAM	6	0	6	0	6/6	1/1	0	0	45
OPPONENTS	6	3	3	0	6/6	4/5	0	0	54

SACKS: D. Hunter 4.0, H. Phillips 0.5, I. Pace Jr. 0.5, **TM** 5.0, **OPP** 4.0 **FUM/LOST:** K. Cousins 3/3, B. Powell 1/1, J. Jefferson 1/1, A. Mattison 1/1, **TM** 6/6, **OPP** 1/0

* PASSING	ATT	CMP	YDS	CMP%	YDS/ATT	TD	TD%	INT	INT%	LONG	SACK	LOST	RATING
K. Cousins	88	64	708	72.7	8.0	6	6.8	1	1.1	62t	4	34	114.2
TEAM	88	64	708	72.7	8.0	6	6.8	1	1.1	62t	4	34	114.2
OPPONENTS	57	39	366	68.4	6.4	3	5.3	1	1.8	63t	5	26	96.1

* RUSHING	NO.	YDS	AVG	LONG	TD
A. Mattison	19	62	3.3	9	0
K. Cousins	3	7	2.3	4	0
T. Chandler	4	0	0.0	2	0
TEAM	26	69	2.7	9	0
OPPONENTS	81	332	4.1	43	3

* RECEIVING	TAR	NO.	YDS	AVG	LONG	TD
J. Jefferson	25	20	309	15.5	42	0
T. Hockenson	17	15	101	6.7	24	2
K. Osborn	12	6	65	10.8	19	1
J. Addison	11	7	133	19.0	62t	2
A. Mattison	10	6	21	3.5	16	1
J. Oliver	6	5	45	9.0	18	0
T. Chandler	3	3	27	9.0	18	0
C. Ham	3	2	7	3.5	6	0
TEAM	87	64	708	11.1	62t	6
OPPONENTS	54	39	366	9.4	63t	3

* INTERCEPTIONS	NO.	YDS	AVG	LONG	TD
T. Jackson	1	0	0.0	0	0
TEAM	1	0	0.0	0	0
OPPONENTS	1	14	14.0	14	0

* FUMBLES	FUM	LST	FF	REC	TD
K. Cousins	3	3	0	0	0
B. Powell	1	1	0	0	0
A. Mattison	1	1	0	0	0
J. Jefferson	1	1	0	0	0
TEAM	6	6	0	0	0
OPPONENTS	1	0	0	0	0

* PUNTING	NO.	YDS	AVG	NET	TB	IN	LG	B
R. Wright	8	414	51.8	47.9	0	2	58	0
TEAM	8	414	51.8	47.9	0	2	58	0
OPPONENTS	10	477	47.7	42.0	1	4	63	0

* PUNT RETURNS	RET	FC	YDS	AVG	LONG	TD
B. Powell	6	1	37	6.2	20	0
TEAM	6	1	37	6.2	20	0
OPPONENTS	5	1	31	6.2	16	0

* KICKOFF RETURNS	NO.	YDS	AVG	LONG	TD
T. Chandler	1	15	15.0	15	0
TEAM	1	15	15.0	15	0
OPPONENTS	1	23	23.0	23	0

* FIELD GOALS	1-19	20-29	30-39	40-49	50+
G. Joseph	0/0	1/1	0/0	0/0	0/0
TEAM	0/0	1/1	0/0	0/0	0/0
OPPONENTS	0/0	1/1	1/1	0/0	2/3

G. Joseph: (25G) (-)

OPP: (36G, 57G) (24G, 55WR, 61G)

2-Pt Conv: **TM** 0-0, **OPP** 0-0

2023 DEFENSIVE STATS

POS.	PLAYER	TKL.	AST.	TOTAL	TFL	SACKS/YDS.	PR	FR	FF	INT./YDS.	PD
S	C. Bynum	11	14	25	1	0.0/0.0	0	0	0	0/0	0
DL	H. Phillips	12	9	21	0	0.5/0.5	1	0	0	0/0	1
LB	I. Pace Jr.	11	5	16	0	0.5/0.5	2	0	0	0/0	0
OLB	D. Hunter	9	6	15	5	4.0/25.0	4	0	0	0/0	1
S	J. Metellus	11	3	14	0	0.0/0.0	0	0	0	0/0	1
LB	J. Hicks	9	5	14	1	0.0/0.0	0	0	0	0/0	0
CB	A. Evans	7	4	11	0	0.0/0.0	0	0	0	0/0	3
S	H. Smith	7	3	10	0	0.0/0.0	0	0	0	0/0	0
CB	B. Murphy Jr.	3	4	7	0	0.0/0.0	0	0	0	0/0	1
OLB	D. Wonnum	1	6	7	0	0.0/0.0	0	0	0	0/0	0
DL	D. Lowry	2	4	6	0	0.0/0.0	0	0	0	0/0	0
DL	J. Bullard	3	2	5	0	0.0/0.0	0	0	0	0/0	0
S	T. Jackson	4	0	4	0	0.0/0.0	0	0	0	1/0	1
LB	B. Asamoah II	1	2	3	0	0.0/0.0	0	0	0	0/0	0
CB	M. Blackmon	1	1	2	0	0.0/0.0	0	0	0	0/0	0
OLB	P. Jones II	1	1	2	0	0.0/0.0	0	0	0	0/0	0
LB	T. Dye	0	1	1	0	0.0/0.0	0	0	0	0/0	0
DL	K. Tonga	0	1	1	0	0.0/0.0	0	0	0	0/0	0
VIKINGS TOTALS		93	71	164	7	5.0/26.0	7	0	0	1/0	8
OPP. TOTALS		76	33	109	9	4.0/34.0	19	4	4	1/14	5

Assist.=Assist, TFL=Tackle for a Loss, PR=Pressures, Int.=Interception, FR=Fumble Recovery, FF=Forced Fumble, PD=Pass Defense

2023 VIKINGS SPECIAL TEAMS				DEFENSIVE STATS BY RANK										
POS.	PLAYER	TKL.	AST.	COMB.	SACKS		INTERCEPTIONS		TACKLES FOR LOSS		PASSES DEFENSED		PRESSURES	
					PLAYER	NO.	PLAYER	NO.	PLAYER	NO.	PLAYER	NO.	PLAYER	NO.
LB	Asamoah II, Brian	1	0	1	D. Hunter	4.0	T. Jackson	1	D. Hunter	5	A. Evans	3	D. Hunter	4
LB	Dye, Troy	1	0	1	I. Pace Jr.	0.5			C. Bynum	1	D. Hunter	1	I. Pace Jr.	2
S	Metellus, Josh	1	0	1	H. Phillips	0.5			J. Hicks	1	T. Jackson	1	H. Phillips	1
WR	Nailor, Jalen	1	0	1							J. Metellus	1		
CB	Thompson, Najee	1	0	1							B. Murphy Jr.	1		
LS	DePaola, Andrew	0	1	1							H. Phillips	1		
OLB	Wonnum, D.J.	0	1	1										
TOTALS		5	2	7										

GAME SUMMARIES



WEEK 1:
Buccaneers 20, Vikings 17
 September 10, 2023 • U.S. Bank Stadium • 66,741




Tampa Bay Buccaneers	3	7	7	3	-	20
Minnesota Vikings	0	10	0	7	-	17


- TB** – C. McLaughlin 36 yd. Field Goal (4-0, 1:35)
- MIN** – J. Addison 39 yd. pass from K. Cousins (G. Joseph kick) (6-83, 2:53)
- MIN** – G. Joseph 25 yd. Field Goal (9-62, 3:43)
- TB** – M. Evans 28 yd. pass from B. Mayfield (C. McLaughlin kick) (7-61, 1:30)
- TB** – T. Palmer 7 yd. pass from B. Mayfield (C. McLaughlin kick) (16-75, 8:59)
- MIN** – A. Mattison 4 yd. pass from K. Cousins (G. Joseph kick) (16-75, 7:24)
- TB** – C. McLaughlin 57 yd. Field Goal (10-38, 4:46)

TEAM STATISTICS	BUCCANEERS	VIKINGS
First Downs	16	18
Total Net Yards	242	369
Rushes/Net Yards	33/73	17/41
Net Passing	169	328
Pass Attempts/Completions	34/21	44/33
Had Intercepted	0	1
Sacked/Yards Lost	1/4	2/16
Punts/Average	6/54.5	5/51.4
Penalties/Yards	3/19	6/45
Fumbles/Lost	0/0	2/2
Possession Time	30:39	29:21

- RUSHING**
- MIN** – A. Mattison 11-34; K. Cousins 3-7; T. Chandler 3-(0)
 - TB** – R. White 17-39; S. Tucker 5-15; B. Mayfield 8-11; C. Edmonds 2-8; R. Jarrett 1-(0)
- RECEIVING**
- MIN** – J. Jefferson 9-150; J. Addison 4-61, TD; T. Hockenson 8-35; J. Oliver 3-32; K. Osborn 3-31; T. Chandler 1-18; A. Mattison 3-10, TD; C. Ham 2-7
 - TB** – M. Evans 6-66, TD; C. Godwin 5-51; C. Otton 2-19; D. Thompkins 2-10; R. White 2-10; S. Tucker 2-9; T. Palmer 2-8, TD
- PASSING**
- MIN** – K. Cousins 44-33-344, 2 TDs, 1 INT
 - TB** – B. Mayfield 34-21-173, 2 TDs, 0 INT
- INTERCEPTIONS**
- MIN** – None
 - TB** – C. Izien 1
- SACKS**
- MIN** – D. Hunter 1.0
 - TB** – A. Nelson 1.0; A. Winfield Jr. 1.0
- FIELD GOALS**
- MIN** – G. Joseph (25)
 - TB** – C. McLaughlin (36) (57)



WEEK 2:
Eagles 34, Vikings 28
 September 14, 2023 • Lincoln Financial Field • 69,879



Minnesota Vikings	0	7	7	14	-	28
Philadelphia Eagles	3	10	14	7	-	34

- PHI** – J. Elliott 24 yd. Field Goal (9-69, 5:12)
- MIN** – T. Hockenson 5 yd. pass from K. Cousins (G. Joseph kick) (9-55, 5:03)
- PHI** – J. Hurts 1 yd. run (J. Elliott kick) (16-75, 7:55)
- PHI** – J. Elliott 61 yd. Field Goal (6-37, 0:34)
- PHI** – J. Hurts 1 yd. run (J. Elliott kick) (2-7, 0:33)
- PHI** – D. Smith 63 yd. pass from J. Hurts (J. Elliott kick) (3-69, 1:35)
- MIN** – J. Addison 62 yd. pass from K. Cousins (G. Joseph kick) (5-75, 1:45)
- MIN** – K. Osborn 10 yd. pass from K. Cousins (G. Joseph kick) (9-86, 3:38)
- PHI** – D. Swift 2 yd. run (J. Elliott kick) (8-75, 3:28)
- MIN** – T. Hockenson 5 yd. pass from K. Cousins (G. Joseph kick) (10-75, 3:03)

TEAM STATISTICS	VIKINGS	EAGLES
First Downs	19	24
Total Net Yards	374	430
Rushes/Net Yards	9/28	48/259
Net Passing	346	171
Pass Attempts/Completions	44/31	23/18
Had Intercepted	0	1
Sacked/Yards Lost	2/18	4/22
Punts/Average	3/52.3	4/37.5
Penalties/Yards	2/15	7/45
Fumbles/Lost	4/4	1/0
Possession Time	20:32	39:28

- RUSHING**
- MIN** – A. Mattison 8-28; T. Chandler 1-(0)
 - PHI** – D. Swift 28-175, TD; B. Scott 5-40; J. Hurts 12-35, 2 TDs; R. Penny 3-9
- RECEIVING**
- MIN** – J. Jefferson 11-159; J. Addison 3-72, TD; T. Hockenson 7-66, 2 TDs; K. Osborn 3-34, TD; J. Oliver 2-13; A. Mattison 3-11; T. Chandler 2-9
 - PHI** – D. Smith 4-131, TD; A. Brown 4-29; D. Goedert 6-22; D. Swift 3-6; R. Penny 1-5
- PASSING**
- MIN** – K. Cousins 44-31-364, 4 TDs, 0 INT
 - PHI** – J. Hurts 23-18-193, TD, 1 INT
- INTERCEPTIONS**
- MIN** – T. Jackson 1
 - PHI** – None
- SACKS**
- MIN** – D. Hunter 3.0; I. Pace Jr. 0.5; H. Phillips 0.5
 - PHI** – J. Davis 1.0; J. Sweat 1.0
- FIELD GOALS**
- MIN** – None
 - PHI** – J. Elliott (24) (61) 55WR

2023 VIKINGS GAME-BY-GAME STATISTICS

VIKINGS		2023 : REGULAR SEASON																							
VIKINGS		FIRST DOWNS				OFFENSE			NET PASSING					NET RUSHING					PEN			FUMBLES			TOP
DATE	OPPONENT	T	R	P	PN	AT	YDS	AVG	A	C	I	YDS	TD	SK	YDS	AT	YDS	AVG	TD	NO	YD	NO	LST	TOP	
9/10	Tampa Bay	18	2	15	1	63	369	5.90	44	33	1	328	2	2	16	17	41	2.40	0	6	45	2	2	29:21	
9/14	at Philadelphia	19	0	19	0	55	374	6.80	44	31	0	346	4	2	18	9	28	3.10	0	2	15	4	4	20:32	
9/24	L.A. Chargers	--	--	--	--	--	--	--	--	--	--	--	--	--	--	--	--	--	--	--	--	--	--	--	
10/1	at Carolina	--	--	--	--	--	--	--	--	--	--	--	--	--	--	--	--	--	--	--	--	--	--	--	
10/8	Kansas City	--	--	--	--	--	--	--	--	--	--	--	--	--	--	--	--	--	--	--	--	--	--	--	
10/15	at Chicago	--	--	--	--	--	--	--	--	--	--	--	--	--	--	--	--	--	--	--	--	--	--	--	
10/23	San Francisco	--	--	--	--	--	--	--	--	--	--	--	--	--	--	--	--	--	--	--	--	--	--	--	
10/29	at Green Bay	--	--	--	--	--	--	--	--	--	--	--	--	--	--	--	--	--	--	--	--	--	--	--	
11/5	at Atlanta	--	--	--	--	--	--	--	--	--	--	--	--	--	--	--	--	--	--	--	--	--	--	--	
11/12	New Orleans	--	--	--	--	--	--	--	--	--	--	--	--	--	--	--	--	--	--	--	--	--	--	--	
11/19	at Denver	--	--	--	--	--	--	--	--	--	--	--	--	--	--	--	--	--	--	--	--	--	--	--	
11/27	Chicago	--	--	--	--	--	--	--	--	--	--	--	--	--	--	--	--	--	--	--	--	--	--	--	
12/10	at Las Vegas	--	--	--	--	--	--	--	--	--	--	--	--	--	--	--	--	--	--	--	--	--	--	--	
12/16	at Cincinnati	--	--	--	--	--	--	--	--	--	--	--	--	--	--	--	--	--	--	--	--	--	--	--	
12/24	Detroit	--	--	--	--	--	--	--	--	--	--	--	--	--	--	--	--	--	--	--	--	--	--	--	
12/31	Green Bay	--	--	--	--	--	--	--	--	--	--	--	--	--	--	--	--	--	--	--	--	--	--	--	
1/7	at Detroit	--	--	--	--	--	--	--	--	--	--	--	--	--	--	--	--	--	--	--	--	--	--	--	
2023 TOTALS		37	2	34	1	118	743	6.30	88	64	1	674	6	4	34	26	69	2.50	0	8	60	6	6	--	

2023 OPPONENT GAME-BY-GAME STATISTICS

OPPONENT		2023 : REGULAR SEASON																							
OPPONENT		FIRST DOWNS				OFFENSE			NET PASSING					NET RUSHING					PEN			FUMBLES			TOP
DATE	OPPONENT	T	R	P	PN	AT	YDS	AVG	A	C	I	YDS	TD	SK	YDS	AT	YDS	AVG	TD	NO	YD	NO	LST	TOP	
9/10	Tampa Bay	16	5	9	2	68	242	3.60	34	21	0	169	2	1	4	33	73	2.20	0	3	19	0	0	30:39	
9/14	at Philadelphia	24	19	4	1	75	430	5.70	23	18	1	171	1	4	22	48	259	5.40	3	7	45	1	0	39:28	
9/24	L.A. Chargers	--	--	--	--	--	--	--	--	--	--	--	--	--	--	--	--	--	--	--	--	--	--	--	
10/1	at Carolina	--	--	--	--	--	--	--	--	--	--	--	--	--	--	--	--	--	--	--	--	--	--	--	
10/8	Kansas City	--	--	--	--	--	--	--	--	--	--	--	--	--	--	--	--	--	--	--	--	--	--	--	
10/15	at Chicago	--	--	--	--	--	--	--	--	--	--	--	--	--	--	--	--	--	--	--	--	--	--	--	
10/23	San Francisco	--	--	--	--	--	--	--	--	--	--	--	--	--	--	--	--	--	--	--	--	--	--	--	
10/29	at Green Bay	--	--	--	--	--	--	--	--	--	--	--	--	--	--	--	--	--	--	--	--	--	--	--	
11/5	at Atlanta	--	--	--	--	--	--	--	--	--	--	--	--	--	--	--	--	--	--	--	--	--	--	--	
11/12	New Orleans	--	--	--	--	--	--	--	--	--	--	--	--	--	--	--	--	--	--	--	--	--	--	--	
11/19	at Denver	--	--	--	--	--	--	--	--	--	--	--	--	--	--	--	--	--	--	--	--	--	--	--	
11/27	Chicago	--	--	--	--	--	--	--	--	--	--	--	--	--	--	--	--	--	--	--	--	--	--	--	
12/10	at Las Vegas	--	--	--	--	--	--	--	--	--	--	--	--	--	--	--	--	--	--	--	--	--	--	--	
12/16	at Cincinnati	--	--	--	--	--	--	--	--	--	--	--	--	--	--	--	--	--	--	--	--	--	--	--	
12/24	Detroit	--	--	--	--	--	--	--	--	--	--	--	--	--	--	--	--	--	--	--	--	--	--	--	
12/31	Green Bay	--	--	--	--	--	--	--	--	--	--	--	--	--	--	--	--	--	--	--	--	--	--	--	
1/7	at Detroit	--	--	--	--	--	--	--	--	--	--	--	--	--	--	--	--	--	--	--	--	--	--	--	
2023 TOTALS		40	24	13	3	143	672	4.70	57	39	1	340	3	5	26	81	332	3.50	3	10	64	1	0	--	

2023 THIRD DOWN EFFICIENCY

2023 : REGULAR SEASON							
VIKINGS				OPPONENTS			
DATE	OPPONENT	MADE	ATTEMPTS	PCT	MADE	ATTEMPTS	PCT
9/10	Tampa Bay	6	14	42.9%	6	17	35.3%
9/14	at Philadelphia	6	10	60.0%	6	14	42.9%
9/24	L.A. Chargers	--	--	--	--	--	--
10/1	at Carolina	--	--	--	--	--	--
10/8	Kansas City	--	--	--	--	--	--
10/15	at Chicago	--	--	--	--	--	--
10/23	San Francisco	--	--	--	--	--	--
10/29	at Green Bay	--	--	--	--	--	--
11/5	at Atlanta	--	--	--	--	--	--
11/12	New Orleans	--	--	--	--	--	--
11/19	at Denver	--	--	--	--	--	--
11/27	Chicago	--	--	--	--	--	--
12/10	at Las Vegas	--	--	--	--	--	--
12/16	at Cincinnati	--	--	--	--	--	--
12/24	Detroit	--	--	--	--	--	--
12/31	Green Bay	--	--	--	--	--	--
1/7	at Detroit	--	--	--	--	--	--
2023 TOTALS		12	24	50.0%	12	31	38.7%

2023 SCORING SUMMARY

2023 : REGULAR SEASON																
DATE	OPPONENT	W/L/T	VIKINGS						OPPONENTS						POINT DIFF	OVERALL RECORD
			1ST	2ND	3RD	4TH	OT	TOTAL	1ST	2ND	3RD	4TH	OT	TOTAL		
9/10	Tampa Bay	L	0	10	0	7	--	17	3	7	7	3	--	20	-3	0-1
9/14	at Philadelphia	L	0	7	7	14	--	28	3	10	14	7	--	34	-6	0-2
9/24	L.A. Chargers	--	--	--	--	--	--	--	--	--	--	--	--	--	--	--
10/1	at Carolina	--	--	--	--	--	--	--	--	--	--	--	--	--	--	--
10/8	Kansas City	--	--	--	--	--	--	--	--	--	--	--	--	--	--	--
10/15	at Chicago	--	--	--	--	--	--	--	--	--	--	--	--	--	--	--
10/23	San Francisco	--	--	--	--	--	--	--	--	--	--	--	--	--	--	--
10/29	at Green Bay	--	--	--	--	--	--	--	--	--	--	--	--	--	--	--
11/5	at Atlanta	--	--	--	--	--	--	--	--	--	--	--	--	--	--	--
11/12	New Orleans	--	--	--	--	--	--	--	--	--	--	--	--	--	--	--
11/19	at Denver	--	--	--	--	--	--	--	--	--	--	--	--	--	--	--
11/27	Chicago	--	--	--	--	--	--	--	--	--	--	--	--	--	--	--
12/10	at Las Vegas	--	--	--	--	--	--	--	--	--	--	--	--	--	--	--
12/16	at Cincinnati	--	--	--	--	--	--	--	--	--	--	--	--	--	--	--
12/24	Detroit	--	--	--	--	--	--	--	--	--	--	--	--	--	--	--
12/31	Green Bay	--	--	--	--	--	--	--	--	--	--	--	--	--	--	--
1/7	at Detroit	--	--	--	--	--	--	--	--	--	--	--	--	--	--	--
2023 TOTALS		0-2	0	17	7	21	--	45	6	17	21	10	--	54	-9	0-2
AVG/GAME			0.0	8.5	3.5	10.5		22.5	3.0	8.5	10.5	5.0		27.0	-4.5	

2023 INDIVIDUAL GXG STATS: RUSHING

2023 REGULAR SEASON INDIVIDUAL GAME-BY-GAME STATS																
RUSHING:		TY CHANDLER					KIRK COUSINS					ALEXANDER MATTISON				
DATE	OPP.	NO.	YDS	AVG	LG	TD	NO.	YDS	AVG	LG	TD	NO.	YDS	AVG	LG	TD
09/10	Tampa Bay	3	0	0.0	2	0	3	7	2.3	4	0	11	34	3.1	9	0
09/14	at Philadelphia	1	0	0.0	--	0	0	0	0.0	--	0	8	28	3.5	7	0
09/24	L.A. Chargers															
10/01	at Carolina															
10/08	Kansas City															
10/15	at Chicago															
10/23	San Francisco															
10/29	at Green Bay															
11/05	at Atlanta															
11/12	New Orleans															
11/19	at Denver															
11/27	Chicago															
12/10	at Las Vegas															
12/16	at Cincinnati															
12/24	Detroit															
12/31	Green Bay															
01/07	at Detroit															
TOTALS		4	0	0.0	2	0	3	7	2.3	4	0	19	62	3.3	9	0

2023 INDIVIDUAL GXG STATS: PASSING

2023 REGULAR SEASON INDIVIDUAL GAME-BY-GAME STATS														
PASSING:		KIRK COUSINS												
DATE	OPP.	ATT	CMP	YDS	CMP%	Y/A	Y/C	TD	TD%	INT	INT%	LG	SK/YD	RATE
09/10	Tampa Bay	44	33	344	75.0%	7.8	10.4	2	4.5%	1	2.3%	42	2/16	102.8
09/14	at Philadelphia	44	31	364	70.5%	8.3	11.7	4	9.1%	0	0.0%	62t	2/18	125.6
09/24	L.A. Chargers													
10/01	at Carolina													
10/08	Kansas City													
10/15	at Chicago													
10/23	San Francisco													
10/29	at Green Bay													
11/05	at Atlanta													
11/12	New Orleans													
11/19	at Denver													
11/27	Chicago													
12/10	at Las Vegas													
12/16	at Cincinnati													
12/24	Detroit													
12/31	Green Bay													
01/07	at Detroit													
TOTALS		88	64	708	72.7%	8.0	11.1	6	6.8%	1	1.1%	62T	4/34	114.2

2023 INDIVIDUAL GXG STATS: RECEIVING

2023 REGULAR SEASON INDIVIDUAL GAME-BY-GAME STATS																
RECEIVING:		JORDAN ADDISON					TY CHANDLER					C.J. HAM				
DATE	OPP.	NO.	YDS	AVG	LG	TD	NO.	YDS	AVG	LG	TD	NO.	YDS	AVG	LG	TD
09/10	Tampa Bay	4	61	15.3	39t	1	1	18	18.0	18	0	2	7	3.5	6	0
09/14	at Philadelphia	3	72	24.0	62t	1	2	9	4.5	5	0	0	0	0.0	--	0
09/24	L.A. Chargers															
10/01	at Carolina															
10/08	Kansas City															
10/15	at Chicago															
10/23	San Francisco															
10/29	at Green Bay															
11/05	at Atlanta															
11/12	New Orleans															
11/19	at Denver															
11/27	Chicago															
12/10	at Las Vegas															
12/16	at Cincinnati															
12/24	Detroit															
12/31	Green Bay															
01/07	at Detroit															
TOTALS		7	133	19.0	62T	2	3	27	9.0	18	0	2	7	3.5	6	0

RECEIVING:		T.J. HOCKENSON					JUSTIN JEFFERSON					ALEXANDER MATTISON				
DATE	OPP.	NO.	YDS	AVG	LG	TD	NO.	YDS	AVG	LG	TD	NO.	YDS	AVG	LG	TD
09/10	Tampa Bay	8	35	4.4	14	0	9	150	16.7	42	0	3	10	3.3	4t	1
09/14	at Philadelphia	7	66	9.4	24	2	11	159	14.5	30	0	3	11	3.7	16	0
09/24	L.A. Chargers															
10/01	at Carolina															
10/08	Kansas City															
10/15	at Chicago															
10/23	San Francisco															
10/29	at Green Bay															
11/05	at Atlanta															
11/12	New Orleans															
11/19	at Denver															
11/27	Chicago															
12/10	at Las Vegas															
12/16	at Cincinnati															
12/24	Detroit															
12/31	Green Bay															
01/07	at Detroit															
TOTALS		15	101	6.7	24	2	20	309	15.5	42	0	6	21	3.5	16	1

RECEIVING:		JOSH OLIVER					K.J. OSBORN				
DATE	OPP.	NO.	YDS	AVG	LG	TD	NO.	YDS	AVG	LG	TD
09/10	Tampa Bay	3	32	10.7	18	0	3	31	10.3	19	0
09/14	at Philadelphia	2	13	6.5	13	0	3	34	11.3	18	1
09/24	L.A. Chargers										
10/01	at Carolina										
10/08	Kansas City										
10/15	at Chicago										
10/23	San Francisco										
10/29	at Green Bay										
11/05	at Atlanta										
11/12	New Orleans										
11/19	at Denver										
11/27	Chicago										
12/10	at Las Vegas										
12/16	at Cincinnati										
12/24	Detroit										
12/31	Green Bay										
01/07	at Detroit										
TOTALS		5	45	9.0	18	0	6	65	10.8	19	1

2023 INDIVIDUAL GXG STATS: KICKOFF RETURNS

2023 REGULAR SEASON INDIVIDUAL GAME-BY-GAME STATS							
KICKOFF RETURNS:		TY CHANDLER					
DATE	OPP.	NO.	YDS	AVG	LG	FC	TD
09/10	Tampa Bay	1	15	15.0	15	0	0
09/14	at Philadelphia	0	0	0.0	0	0	0
09/24	L.A. Chargers						
10/01	at Carolina						
10/08	Kansas City						
10/15	at Chicago						
10/23	San Francisco						
10/29	at Green Bay						
11/05	at Atlanta						
11/12	New Orleans						
11/19	at Denver						
11/27	Chicago						
12/10	at Las Vegas						
12/16	at Cincinnati						
12/24	Detroit						
12/31	Green Bay						
01/07	at Detroit						
TOTALS		1	15	15.0	15	0	0

2023 INDIVIDUAL GXG STATS: PUNT RETURNS

2023 REGULAR SEASON INDIVIDUAL GAME-BY-GAME STATS							
PUNT RETURNS:		BRANDON POWELL					
DATE	OPP.	NO.	YDS	AVG	LG	FC	TD
09/10	Tampa Bay	4	18	4.5	7	0	0
09/14	at Philadelphia	2	19	9.5	20	1	0
09/24	L.A. Chargers						
10/01	at Carolina						
10/08	Kansas City						
10/15	at Chicago						
10/23	San Francisco						
10/29	at Green Bay						
11/05	at Atlanta						
11/12	New Orleans						
11/19	at Denver						
11/27	Chicago						
12/10	at Las Vegas						
12/16	at Cincinnati						
12/24	Detroit						
12/31	Green Bay						
01/07	at Detroit						
TOTALS		6	37	6.2	20	1	0

2023 INDIVIDUAL GXG STATS: PUNTING

2023 REGULAR SEASON INDIVIDUAL GAME-BY-GAME STATS									
PUNTING:		RYAN WRIGHT							
DATE	OPP.	NO.	YDS	AVG	TB	IN 20	LG	NET	BLK
09/10	Tampa Bay	5	257	51.4	0	0	58	45.6	0
09/14	at Philadelphia	3	157	52.3	0	2	57	51.7	0
09/24	L.A. Chargers								
10/01	at Carolina								
10/08	Kansas City								
10/15	at Chicago								
10/23	San Francisco								
10/29	at Green Bay								
11/05	at Atlanta								
11/12	New Orleans								
11/19	at Denver								
11/27	Chicago								
12/10	at Las Vegas								
12/16	at Cincinnati								
12/24	Detroit								
12/31	Green Bay								
01/07	at Detroit								
TOTALS		8	414	51.8	0	2	58	47.9	0

2023 INDIVIDUAL GXG STATS: FIELD GOALS

2023 REGULAR SEASON INDIVIDUAL GAME-BY-GAME STATS												
FIELD GOALS:		GREG JOSEPH										
DATE	OPP.	0-19	20-29	30-39	40-49	50+	TOTAL	YARDS	FGM	FGA	PCT	LG
09/10	Tampa Bay	0/0	1/1	0/0	0/0	0/0	1/1	(25)	1	1	100.0%	25
09/14	at Philadelphia	0/0	0/0	0/0	0/0	0/0	0/0		0	0	0.0%	0
09/24	L.A. Chargers											
10/01	at Carolina											
10/08	Kansas City											
10/15	at Chicago											
10/23	San Francisco											
10/29	at Green Bay											
11/05	at Atlanta											
11/12	New Orleans											
11/19	at Denver											
11/27	Chicago											
12/10	at Las Vegas											
12/16	at Cincinnati											
12/24	Detroit											
12/31	Green Bay											
01/07	at Detroit											
TOTALS		0/0	1/1	0/0	0/0	0/0	1/1		1	1	100.0%	25

2023 INDIVIDUAL GXG STATS: SPECIAL TEAMS

2023 REGULAR SEASON INDIVIDUAL SPECIAL TEAMS GAME-BY-GAME STATS																									
		BRIAN ASAMOAH II						ANDREW DEPAOLA						TROY DYE						JOSH METELLUS					
DATE	OPP.	TKL	AST	TOT	FF	FR	BLK	TKL	AST	TOT	FF	FR	BLK	TKL	AST	TOT	FF	FR	BLK	TKL	AST	TOT	FF	FR	BLK
09/10	Tampa Bay	1	0	1	0	0	0	0	1	1	0	0	0	0	0	0	0	0	0	1	0	1	0	0	0
09/14	at Philadelphia	0	0	0	0	0	0	0	0	0	0	0	0	1	0	1	1	0	0	0	0	0	0	0	0
09/24	L.A. Chargers																								
10/01	at Carolina																								
10/08	Kansas City																								
10/15	at Chicago																								
10/23	San Francisco																								
10/29	at Green Bay																								
11/05	at Atlanta																								
11/12	New Orleans																								
11/19	at Denver																								
11/27	Chicago																								
12/10	at Las Vegas																								
12/16	at Cincinnati																								
12/24	Detroit																								
12/31	Green Bay																								
01/07	at Detroit																								
TOTALS		1	0	1	0	0	0	0	1	1	0	0	0	1	0	1	1	0	0	1	0	1	0	0	0

		JALEN NAILOR						NAJEE THOMPSON						D.J. WONNUM											
DATE	OPP.	TKL	AST	TOT	FF	FR	BLK	TKL	AST	TOT	FF	FR	BLK	TKL	AST	TOT	FF	FR	BLK	TKL	AST	TOT	FF	FR	BLK
09/10	Tampa Bay	1	0	1	0	0	0	1	0	1	0	0	0	0	1	1	0	0	0	0	1	1	0	0	0
09/14	at Philadelphia	0	0	0	0	0	0	0	0	0	0	0	0	0	0	0	0	0	0	0	0	0	0	0	0
09/24	L.A. Chargers																								
10/01	at Carolina																								
10/08	Kansas City																								
10/15	at Chicago																								
10/23	San Francisco																								
10/29	at Green Bay																								
11/05	at Atlanta																								
11/12	New Orleans																								
11/19	at Denver																								
11/27	Chicago																								
12/10	at Las Vegas																								
12/16	at Cincinnati																								
12/24	Detroit																								
12/31	Green Bay																								
01/07	at Detroit																								
TOTALS		1	0	1	0	0	0	1	0	1	0	0	0	0	1	1	0	0	0	0	1	1	0	0	0

2023 INDIVIDUAL GXG STATS: DEFENSIVE

2023 REGULAR SEASON INDIVIDUAL DEFENSIVE GAME-BY-GAME STATS													
		BRIAN ASAMOAH II											
DATE	OPP.	S	A	TK	TFL	TFLY	SK	SKY	INT	FR	FF	PR	PD
09/10	Tampa Bay	0	1	1	0	0	0.0	0.0	0	0	0	0	0
09/14	at Philadelphia	1	1	2	0	0	0.0	0.0	0	0	0	0	0
09/24	L.A. Chargers												
10/01	at Carolina												
10/08	Kansas City												
10/15	at Chicago												
10/23	San Francisco												
10/29	at Green Bay												
11/05	at Atlanta												
11/12	New Orleans												
11/19	at Denver												
11/27	Chicago												
12/10	at Las Vegas												
12/16	at Cincinnati												
12/24	Detroit												
12/31	Green Bay												
01/07	at Detroit												
TOTALS		1	2	3	0	0	0.0	0.0	0	0	0	0	0

		MEKHI BLACKMON											
DATE	OPP.	S	A	TK	TFL	TFLY	SK	SKY	INT	FR	FF	PR	PD
09/10	Tampa Bay	1	0	1	0	0	0.0	0.0	0	0	0	0	0
09/14	at Philadelphia	0	1	1	0	0	0.0	0.0	0	0	0	0	0
09/24	L.A. Chargers												
10/01	at Carolina												
10/08	Kansas City												
10/15	at Chicago												
10/23	San Francisco												
10/29	at Green Bay												
11/05	at Atlanta												
11/12	New Orleans												
11/19	at Denver												
11/27	Chicago												
12/10	at Las Vegas												
12/16	at Cincinnati												
12/24	Detroit												
12/31	Green Bay												
01/07	at Detroit												
TOTALS		1	1	2	0	0	0.0	0.0	0	0	0	0	0

		JONATHAN BULLARD											
DATE	OPP.	S	A	TK	TFL	TFLY	SK	SKY	INT	FR	FF	PR	PD
09/10	Tampa Bay	3	1	4	0	0	0.0	0.0	0	0	0	0	0
09/14	at Philadelphia	0	1	1	0	0	0.0	0.0	0	0	0	0	0
09/24	L.A. Chargers												
10/01	at Carolina												
10/08	Kansas City												
10/15	at Chicago												
10/23	San Francisco												
10/29	at Green Bay												
11/05	at Atlanta												
11/12	New Orleans												
11/19	at Denver												
11/27	Chicago												
12/10	at Las Vegas												
12/16	at Cincinnati												
12/24	Detroit												
12/31	Green Bay												
01/07	at Detroit												
TOTALS		3	2	5	0	0	0.0	0.0	0	0	0	0	0

2023 INDIVIDUAL GXG STATS: DEFENSIVE

		CAMRYN BYNUM											
DATE	OPP.	S	A	TK	TFL	TFLY	SK	SKY	INT	FR	FF	PR	PD
09/10	Tampa Bay	5	5	10	0	0	0.0	0.0	0	0	0	0	0
09/14	at Philadelphia	6	9	15	1	1	0.0	0.0	0	0	0	0	0
09/24	L.A. Chargers												
10/01	at Carolina												
10/08	Kansas City												
10/15	at Chicago												
10/23	San Francisco												
10/29	at Green Bay												
11/05	at Atlanta												
11/12	New Orleans												
11/19	at Denver												
11/27	Chicago												
12/10	at Las Vegas												
12/16	at Cincinnati												
12/24	Detroit												
12/31	Green Bay												
01/07	at Detroit												
TOTALS		11	14	25	1	1	0.0	0.0	0	0	0	0	0

		TROY DYE											
DATE	OPP.	S	A	TK	TFL	TFLY	SK	SKY	INT	FR	FF	PR	PD
09/10	Tampa Bay	0	1	1	0	0	0.0	0.0	0	0	0	0	0
09/14	at Philadelphia	0	0	0	0	0	0.0	0.0	0	0	0	0	0
09/24	L.A. Chargers												
10/01	at Carolina												
10/08	Kansas City												
10/15	at Chicago												
10/23	San Francisco												
10/29	at Green Bay												
11/05	at Atlanta												
11/12	New Orleans												
11/19	at Denver												
11/27	Chicago												
12/10	at Las Vegas												
12/16	at Cincinnati												
12/24	Detroit												
12/31	Green Bay												
01/07	at Detroit												
TOTALS		0	1	1	0	0	0.0	0.0	0	0	0	0	0

		AKAYLEB EVANS											
DATE	OPP.	S	A	TK	TFL	TFLY	SK	SKY	INT	FR	FF	PR	PD
09/10	Tampa Bay	4	0	4	0	0	0.0	0.0	0	0	0	0	2
09/14	at Philadelphia	3	4	7	0	0	0.0	0.0	0	0	0	0	1
09/24	L.A. Chargers												
10/01	at Carolina												
10/08	Kansas City												
10/15	at Chicago												
10/23	San Francisco												
10/29	at Green Bay												
11/05	at Atlanta												
11/12	New Orleans												
11/19	at Denver												
11/27	Chicago												
12/10	at Las Vegas												
12/16	at Cincinnati												
12/24	Detroit												
12/31	Green Bay												
01/07	at Detroit												
TOTALS		7	4	11	0	0	0.0	0.0	0	0	0	0	3

2023 INDIVIDUAL GXG STATS: DEFENSIVE

		JORDAN HICKS											
DATE	OPP.	S	A	TK	TFL	TFLY	SK	SKY	INT	FR	FF	PR	PD
09/10	Tampa Bay	1	2	3	0	0	0.0	0.0	0	0	0	0	0
09/14	at Philadelphia	8	3	11	1	0	0.0	0.0	0	0	0	0	0
09/24	L.A. Chargers												
10/01	at Carolina												
10/08	Kansas City												
10/15	at Chicago												
10/23	San Francisco												
10/29	at Green Bay												
11/05	at Atlanta												
11/12	New Orleans												
11/19	at Denver												
11/27	Chicago												
12/10	at Las Vegas												
12/16	at Cincinnati												
12/24	Detroit												
12/31	Green Bay												
01/07	at Detroit												
TOTALS		9	5	14	1	0	0.0	0.0	0	0	0	0	0

		DANIELLE HUNTER											
DATE	OPP.	S	A	TK	TFL	TFLY	SK	SKY	INT	FR	FF	PR	PD
09/10	Tampa Bay	4	3	7	2	4	1.0	4.0	0	0	0	1	1
09/14	at Philadelphia	5	3	8	3	21	3.0	21.0	0	0	0	3	0
09/24	L.A. Chargers												
10/01	at Carolina												
10/08	Kansas City												
10/15	at Chicago												
10/23	San Francisco												
10/29	at Green Bay												
11/05	at Atlanta												
11/12	New Orleans												
11/19	at Denver												
11/27	Chicago												
12/10	at Las Vegas												
12/16	at Cincinnati												
12/24	Detroit												
12/31	Green Bay												
01/07	at Detroit												
TOTALS		9	6	15	5	25	4.0	25.0	0	0	0	4	1

		THEO JACKSON											
DATE	OPP.	S	A	TK	TFL	TFLY	SK	SKY	INT	FR	FF	PR	PD
09/10	Tampa Bay	0	0	0	0	0	0.0	0.0	0	0	0	0	0
09/14	at Philadelphia	4	0	4	0	0	0.0	0.0	1	0	0	0	1
09/24	L.A. Chargers												
10/01	at Carolina												
10/08	Kansas City												
10/15	at Chicago												
10/23	San Francisco												
10/29	at Green Bay												
11/05	at Atlanta												
11/12	New Orleans												
11/19	at Denver												
11/27	Chicago												
12/10	at Las Vegas												
12/16	at Cincinnati												
12/24	Detroit												
12/31	Green Bay												
01/07	at Detroit												
TOTALS		4	0	4	0	0	0.0	0.0	1	0	0	0	1

2023 INDIVIDUAL GXG STATS: DEFENSIVE

		PAT JONES II											
DATE	OPP.	S	A	TK	TFL	TFLY	SK	SKY	INT	FR	FF	PR	PD
09/10	Tampa Bay	0	0	0	0	0	0.0	0.0	0	0	0	0	0
09/14	at Philadelphia	1	1	2	0	0	0.0	0.0	0	0	0	0	0
09/24	L.A. Chargers												
10/01	at Carolina												
10/08	Kansas City												
10/15	at Chicago												
10/23	San Francisco												
10/29	at Green Bay												
11/05	at Atlanta												
11/12	New Orleans												
11/19	at Denver												
11/27	Chicago												
12/10	at Las Vegas												
12/16	at Cincinnati												
12/24	Detroit												
12/31	Green Bay												
01/07	at Detroit												
TOTALS		1	1	2	0	0	0.0	0.0	0	0	0	0	0

		DEAN LOWRY											
DATE	OPP.	S	A	TK	TFL	TFLY	SK	SKY	INT	FR	FF	PR	PD
09/10	Tampa Bay	2	3	5	0	0	0.0	0.0	0	0	0	0	0
09/14	at Philadelphia	0	1	1	0	0	0.0	0.0	0	0	0	0	0
09/24	L.A. Chargers												
10/01	at Carolina												
10/08	Kansas City												
10/15	at Chicago												
10/23	San Francisco												
10/29	at Green Bay												
11/05	at Atlanta												
11/12	New Orleans												
11/19	at Denver												
11/27	Chicago												
12/10	at Las Vegas												
12/16	at Cincinnati												
12/24	Detroit												
12/31	Green Bay												
01/07	at Detroit												
TOTALS		2	4	6	0	0	0.0	0.0	0	0	0	0	0

		JOSH METELLUS											
DATE	OPP.	S	A	TK	TFL	TFLY	SK	SKY	INT	FR	FF	PR	PD
09/10	Tampa Bay	5	0	5	0	0	0.0	0.0	0	0	0	0	1
09/14	at Philadelphia	6	3	9	0	0	0.0	0.0	0	0	0	0	0
09/24	L.A. Chargers												
10/01	at Carolina												
10/08	Kansas City												
10/15	at Chicago												
10/23	San Francisco												
10/29	at Green Bay												
11/05	at Atlanta												
11/12	New Orleans												
11/19	at Denver												
11/27	Chicago												
12/10	at Las Vegas												
12/16	at Cincinnati												
12/24	Detroit												
12/31	Green Bay												
01/07	at Detroit												
TOTALS		11	3	14	0	0	0.0	0.0	0	0	0	0	1

2023 INDIVIDUAL GXG STATS: DEFENSIVE

		BYRON MURPHY JR.											
DATE	OPP.	S	A	TK	TFL	TFLY	SK	SKY	INT	FR	FF	PR	PD
09/10	Tampa Bay	2	3	5	0	0	0.0	0.0	0	0	0	0	0
09/14	at Philadelphia	1	1	2	0	0	0.0	0.0	0	0	0	0	1
09/24	L.A. Chargers												
10/01	at Carolina												
10/08	Kansas City												
10/15	at Chicago												
10/23	San Francisco												
10/29	at Green Bay												
11/05	at Atlanta												
11/12	New Orleans												
11/19	at Denver												
11/27	Chicago												
12/10	at Las Vegas												
12/16	at Cincinnati												
12/24	Detroit												
12/31	Green Bay												
01/07	at Detroit												
TOTALS		3	4	7	0	0	0.0	0.0	0	0	0	0	1

		IVAN PACE JR.											
DATE	OPP.	S	A	TK	TFL	TFLY	SK	SKY	INT	FR	FF	PR	PD
09/10	Tampa Bay	6	2	8	0	0	0.0	0.0	0	0	0	1	0
09/14	at Philadelphia	5	3	8	0	0	0.5	0.5	0	0	0	1	0
09/24	L.A. Chargers												
10/01	at Carolina												
10/08	Kansas City												
10/15	at Chicago												
10/23	San Francisco												
10/29	at Green Bay												
11/05	at Atlanta												
11/12	New Orleans												
11/19	at Denver												
11/27	Chicago												
12/10	at Las Vegas												
12/16	at Cincinnati												
12/24	Detroit												
12/31	Green Bay												
01/07	at Detroit												
TOTALS		11	5	16	0	0	0.5	0.5	0	0	0	2	0

		HARRISON PHILLIPS											
DATE	OPP.	S	A	TK	TFL	TFLY	SK	SKY	INT	FR	FF	PR	PD
09/10	Tampa Bay	5	3	8	0	0	0.0	0.0	0	0	0	0	1
09/14	at Philadelphia	7	6	13	0	0	0.5	0.5	0	0	0	1	0
09/24	L.A. Chargers												
10/01	at Carolina												
10/08	Kansas City												
10/15	at Chicago												
10/23	San Francisco												
10/29	at Green Bay												
11/05	at Atlanta												
11/12	New Orleans												
11/19	at Denver												
11/27	Chicago												
12/10	at Las Vegas												
12/16	at Cincinnati												
12/24	Detroit												
12/31	Green Bay												
01/07	at Detroit												
TOTALS		12	9	21	0	0	0.5	0.5	0	0	0	1	1

2023 INDIVIDUAL GXG STATS: DEFENSIVE

		HARRISON SMITH											
DATE	OPP.	S	A	TK	TFL	TFLY	SK	SKY	INT	FR	FF	PR	PD
09/10	Tampa Bay	3	1	4	0	0	0.0	0.0	0	0	0	0	0
09/14	at Philadelphia	4	2	6	0	0	0.0	0.0	0	0	0	0	0
09/24	L.A. Chargers												
10/01	at Carolina												
10/08	Kansas City												
10/15	at Chicago												
10/23	San Francisco												
10/29	at Green Bay												
11/05	at Atlanta												
11/12	New Orleans												
11/19	at Denver												
11/27	Chicago												
12/10	at Las Vegas												
12/16	at Cincinnati												
12/24	Detroit												
12/31	Green Bay												
01/07	at Detroit												
TOTALS		7	3	10	0	0	0.0	0.0	0	0	0	0	0

		KHYIRIS TONGA											
DATE	OPP.	S	A	TK	TFL	TFLY	SK	SKY	INT	FR	FF	PR	PD
09/10	Tampa Bay	0	1	1	0	0	0.0	0.0	0	0	0	0	0
09/14	at Philadelphia	0	0	0	0	0	0.0	0.0	0	0	0	0	0
09/24	L.A. Chargers												
10/01	at Carolina												
10/08	Kansas City												
10/15	at Chicago												
10/23	San Francisco												
10/29	at Green Bay												
11/05	at Atlanta												
11/12	New Orleans												
11/19	at Denver												
11/27	Chicago												
12/10	at Las Vegas												
12/16	at Cincinnati												
12/24	Detroit												
12/31	Green Bay												
01/07	at Detroit												
TOTALS		0	1	1	0	0	0.0	0.0	0	0	0	0	0

		D.J. WONNUM											
DATE	OPP.	S	A	TK	TFL	TFLY	SK	SKY	INT	FR	FF	PR	PD
09/10	Tampa Bay	0	3	3	0	0	0.0	0.0	0	0	0	0	0
09/14	at Philadelphia	1	3	4	0	0	0.0	0.0	0	0	0	0	0
09/24	L.A. Chargers												
10/01	at Carolina												
10/08	Kansas City												
10/15	at Chicago												
10/23	San Francisco												
10/29	at Green Bay												
11/05	at Atlanta												
11/12	New Orleans												
11/19	at Denver												
11/27	Chicago												
12/10	at Las Vegas												
12/16	at Cincinnati												
12/24	Detroit												
12/31	Green Bay												
01/07	at Detroit												
TOTALS		1	6	7	0	0	0.0	0.0	0	0	0	0	0

2023 INDIVIDUAL GXG STATS: INTERCEPTION RETURNS

2023 REGULAR SEASON INDIVIDUAL GAME-BY-GAME STATS						
INTERCEPTION RETURNS:		THEO JACKSON				
DATE	OPP.	NO.	YDS	AVG	LG	TD
09/10	Tampa Bay	0	0	0.0	--	0
09/14	at Philadelphia	1	0	0.0	--	0
09/24	L.A. Chargers					
10/01	at Carolina					
10/08	Kansas City					
10/15	at Chicago					
10/23	San Francisco					
10/29	at Green Bay					
11/05	at Atlanta					
11/12	New Orleans					
11/19	at Denver					
11/27	Chicago					
12/10	at Las Vegas					
12/16	at Cincinnati					
12/24	Detroit					
12/31	Green Bay					
01/07	at Detroit					
TOTALS		1	0	0.0	--	0



MISC. STATS

2023 MINNESOTA VIKINGS

FIRST DOWNS GAINED

2023 : REGULAR SEASON					
PLAYER	RUSH	REC.	TOTAL	3RD DOWN CONVERSION	4TH DOWN CONVERSION
Justin Jefferson	0	14	14	4	0
T.J. Hockenson	0	7	7	3	1
K.J. Osborn	0	4	4	1	0
Alexander Mattison	1	2	3	1	0
Jordan Addison	0	3	3	3	0
Josh Oliver	0	3	3	0	0
Kirk Cousins	1	0	1	0	0
Ty Chandler	0	1	1	0	0
Team	0	0	0	0	0
Team (by penalty)	--	--	1	--	--
2023 TOTALS	2	34	37	12	1

FOURTH DOWN EFFICIENCY

2023 REGULAR SEASON FOURTH DOWN EFFICIENCY														
Date	Opponent	VIKINGS						OPPONENT						
		4th & 1	4th & 2	4th & 3	4th & 4	4th & 5+	Total	4th & 1	4th & 2	4th & 3	4th & 4	4th & 5+	Total	
09/10	Tampa Bay	0 / 0	0 / 0	0 / 0	0 / 0	0 / 0	0 / 0	1 / 1	0 / 0	0 / 0	0 / 0	0 / 0	0 / 0	1 / 1
09/14	at Philadelphia	0 / 0	0 / 0	1 / 1	0 / 0	0 / 0	1 / 1	1 / 1	0 / 0	0 / 0	0 / 0	0 / 0	0 / 0	1 / 1
09/24	L.A. Chargers	--	--	--	--	--	--	--	--	--	--	--	--	--
10/01	at Carolina	--	--	--	--	--	--	--	--	--	--	--	--	--
10/08	Kansas City	--	--	--	--	--	--	--	--	--	--	--	--	--
10/15	at Chicago	--	--	--	--	--	--	--	--	--	--	--	--	--
10/23	San Francisco	--	--	--	--	--	--	--	--	--	--	--	--	--
10/29	at Green Bay	--	--	--	--	--	--	--	--	--	--	--	--	--
11/05	at Atlanta	--	--	--	--	--	--	--	--	--	--	--	--	--
11/12	New Orleans	--	--	--	--	--	--	--	--	--	--	--	--	--
11/19	at Denver	--	--	--	--	--	--	--	--	--	--	--	--	--
11/27	Chicago	--	--	--	--	--	--	--	--	--	--	--	--	--
12/10	at Las Vegas	--	--	--	--	--	--	--	--	--	--	--	--	--
12/16	at Cincinnati	--	--	--	--	--	--	--	--	--	--	--	--	--
12/24	Detroit	--	--	--	--	--	--	--	--	--	--	--	--	--
12/31	Green Bay	--	--	--	--	--	--	--	--	--	--	--	--	--
01/07	at Detroit	--	--	--	--	--	--	--	--	--	--	--	--	--
TOTALS		0 / 0	0 / 0	1 / 1	0 / 0	0 / 0	1 / 1	2 / 2	0 / 0	0 / 0	0 / 0	0 / 0	0 / 0	2 / 2
		0.0%	0.0%	100.0%	0.0%	0.0%	100.0%	100.0%	0.0%	0.0%	0.0%	0.0%	0.0%	100.0%

GOAL TO GO SITUATIONS

VIKINGS 2023 REGULAR SEASON GOAL-TO-GO

VIKINGS																		
Date	Opponent	Pos	TD	PAT	2-Pt.	Miss PAT	FG	FGA	Blk/MFG	INT	Fum	Dwns	Drive Ends			TD%	Score	
													Half	Game	Pts		Pct.	Pts/Poss
09/10	Tampa Bay	2	1	1	0	0	1	1	0	0	0	0	0	0	10	50.0	100.0	5.0
09/14	at Philadelphia	3	3	3	0	0	0	0	0	0	0	0	0	0	21	100.0	100.0	7.0
09/24	L.A. Chargers	--	--	--	--	--	--	--	--	--	--	--	--	--	--	--	--	--
10/01	at Carolina	--	--	--	--	--	--	--	--	--	--	--	--	--	--	--	--	--
10/08	Kansas City	--	--	--	--	--	--	--	--	--	--	--	--	--	--	--	--	--
10/15	at Chicago	--	--	--	--	--	--	--	--	--	--	--	--	--	--	--	--	--
10/23	San Francisco	--	--	--	--	--	--	--	--	--	--	--	--	--	--	--	--	--
10/29	at Green Bay	--	--	--	--	--	--	--	--	--	--	--	--	--	--	--	--	--
11/05	at Atlanta	--	--	--	--	--	--	--	--	--	--	--	--	--	--	--	--	--
11/12	New Orleans	--	--	--	--	--	--	--	--	--	--	--	--	--	--	--	--	--
11/19	at Denver	--	--	--	--	--	--	--	--	--	--	--	--	--	--	--	--	--
11/27	Chicago	--	--	--	--	--	--	--	--	--	--	--	--	--	--	--	--	--
12/10	at Las Vegas	--	--	--	--	--	--	--	--	--	--	--	--	--	--	--	--	--
12/16	at Cincinnati	--	--	--	--	--	--	--	--	--	--	--	--	--	--	--	--	--
12/24	Detroit	--	--	--	--	--	--	--	--	--	--	--	--	--	--	--	--	--
12/31	Green Bay	--	--	--	--	--	--	--	--	--	--	--	--	--	--	--	--	--
01/07	at Detroit	--	--	--	--	--	--	--	--	--	--	--	--	--	--	--	--	--
TOTALS		5	4	4	0	0	1	1	0	0	0	0	0	0	31	80.0	100.0	6.2

OPPONENT 2023 REGULAR SEASON GOAL-TO-GO

OPPONENT																		
Date	Opponent	Pos	TD	PAT	2-Pt.	Miss PAT	FG	FGA	Blk/MFG	INT	Fum	Dwns	Drive Ends			TD%	Score	
													Half	Game	Pts		Pct.	Pts/Poss
09/10	Tampa Bay	1	1	1	0	0	0	0	0	0	0	0	0	0	7	100.0	100.0	7.0
09/14	at Philadelphia	4	3	3	0	0	1	1	0	0	0	0	0	0	24	75.0	100.0	6.0
09/24	L.A. Chargers	--	--	--	--	--	--	--	--	--	--	--	--	--	--	--	--	--
10/01	at Carolina	--	--	--	--	--	--	--	--	--	--	--	--	--	--	--	--	--
10/08	Kansas City	--	--	--	--	--	--	--	--	--	--	--	--	--	--	--	--	--
10/15	at Chicago	--	--	--	--	--	--	--	--	--	--	--	--	--	--	--	--	--
10/23	San Francisco	--	--	--	--	--	--	--	--	--	--	--	--	--	--	--	--	--
10/29	at Green Bay	--	--	--	--	--	--	--	--	--	--	--	--	--	--	--	--	--
11/05	at Atlanta	--	--	--	--	--	--	--	--	--	--	--	--	--	--	--	--	--
11/12	New Orleans	--	--	--	--	--	--	--	--	--	--	--	--	--	--	--	--	--
11/19	at Denver	--	--	--	--	--	--	--	--	--	--	--	--	--	--	--	--	--
11/27	Chicago	--	--	--	--	--	--	--	--	--	--	--	--	--	--	--	--	--
12/10	at Las Vegas	--	--	--	--	--	--	--	--	--	--	--	--	--	--	--	--	--
12/16	at Cincinnati	--	--	--	--	--	--	--	--	--	--	--	--	--	--	--	--	--
12/24	Detroit	--	--	--	--	--	--	--	--	--	--	--	--	--	--	--	--	--
12/31	Green Bay	--	--	--	--	--	--	--	--	--	--	--	--	--	--	--	--	--
01/07	at Detroit	--	--	--	--	--	--	--	--	--	--	--	--	--	--	--	--	--
TOTALS		5	4	4	0	0	1	1	0	0	0	0	0	0	31	80.0	100.0	6.2

TAKEAWAY/GIVEAWAY CHART - TEAM AND OPPONENT

DATE	OPPONENT	FORCED TURNOVERS			TURNOVERS CONVERTED					OUTCOME	
		FUM	INTS	TOTAL	TD	FG	PTS.	PTS. PCT.	TD PCT.	NET DIFF.	RESULT
09/10	Minnesota	0	0	0	0	0	0	0.0	0.0	-3	L
	Tampa Bay	2	1	3	0	1	3	33.3	0.0	+3	W
09/14	Minnesota	0	1	1	0	0	0	0.0	0.0	-3	L
	at Philadelphia	4	0	4	1	1	10	50.0	50.0	+3	W
10/01		--	--	--	--	--	--	--	--	--	--
10/08		--	--	--	--	--	--	--	--	--	--
10/15		--	--	--	--	--	--	--	--	--	--
10/23		--	--	--	--	--	--	--	--	--	--
10/29		--	--	--	--	--	--	--	--	--	--
11/05		--	--	--	--	--	--	--	--	--	--
11/12		--	--	--	--	--	--	--	--	--	--
11/19		--	--	--	--	--	--	--	--	--	--
11/27		--	--	--	--	--	--	--	--	--	--
12/10		--	--	--	--	--	--	--	--	--	--
12/16		--	--	--	--	--	--	--	--	--	--
12/24		--	--	--	--	--	--	--	--	--	--
12/31		--	--	--	--	--	--	--	--	--	--
01/07		--	--	--	--	--	--	--	--	--	--
	VIKINGS	0	1	1	0	0	0	0.0	0.0	-6	0-2
	OPPONENTS	6	1	7	1	2	13	42.9	33.3	+6	2-0

TURNOVER CHART

2023 REGULAR SEASON - DEFENSIVE TAKEAWAYS						
DATE	OPPONENT	TAKEAWAY	QTR.	SCORE	YD-LINE	RESULT
09/10	Tampa Bay	None				
09/14	at Philadelphia	T. Jackson INT (J. Hurts)	1	0-3	MIN-35	Fumble
09/24		--	--	--	--	--
10/01		--	--	--	--	--
10/08		--	--	--	--	--
10/15		--	--	--	--	--
10/23		--	--	--	--	--
10/29		--	--	--	--	--
11/05		--	--	--	--	--
11/12		--	--	--	--	--
11/19		--	--	--	--	--
11/27		--	--	--	--	--
12/10		--	--	--	--	--
12/16		--	--	--	--	--
12/24		--	--	--	--	--
12/31		--	--	--	--	--
01/07		--	--	--	--	--

2023 REGULAR SEASON - OFFENSIVE GIVEAWAYS						
DATE	OPPONENT	TAKEAWAY	QTR.	SCORE	YD-LINE	RESULT
09/10	Tampa Bay	K. Cousins fumble (J. Tryon-Shoyinka FR)	1	0-0	TB-25	Punt
		K. Cousins fumble (A. Winfield Jr. FF; A. Winfield Jr. FR)	1	0-0	MIN-18	FG
		K. Cousins INT (C. Izien)	2	10-10	TB-2	End of Half
09/14	at Philadelphia	A. Mattison fumble (A. Maddox FF; J. Evans FR)	1	0-3	MIN-39	Missed FG
		J. Jefferson fumble (T. Edmunds FF; touchback)	2	7-10	PHI-1	FG
		K. Cousins fumble (J. Sweat FF; F. Cox FR)	3	7-13	MIN-15	TD
09/24		--	--	--	--	--
10/01		--	--	--	--	--
10/08		--	--	--	--	--
10/15		--	--	--	--	--
10/23		--	--	--	--	--
10/29		--	--	--	--	--
11/05		--	--	--	--	--
11/12		--	--	--	--	--
11/19		--	--	--	--	--
11/27		--	--	--	--	--
12/10		--	--	--	--	--
12/16		--	--	--	--	--
12/24		--	--	--	--	--
12/31		--	--	--	--	--
01/07		--	--	--	--	--

2023 REGULAR SEASON - SPECIAL TEAMS/MISC GIVEAWAYS						
DATE	OPPONENT	TAKEAWAY	QTR.	SCORE	YD-LINE	RESULT
09/14	at Philadelphia	B. Powell fumble (J. Evans FF; N. Morrow FR)	1	0-3	PHI-27	INT

2023 REGULAR SEASON - TURNOVERS		
Offense:	6 Giveaways 13 Points (1 TD, 2 FG)	Ratio -6 (1 take, 7 gives)
Defense:	1 Takeaway 0 Points (0 TD, 0 FG)	
Special Teams:	1 Giveaway 0 Points (0 TD, 0 FG)	Points Off Turnovers Ratio -13 (0 scored, 13 allowed)
	0 Takeaways 0 Points (0 TD, 0 FG)	

SCORING DRIVES

VIKINGS 2023 REGULAR SEASON SCORING DRIVES										
DATE	OPPONENT	ACQUIRED	DRIVE			Q TIME	FIRST DOWNS	SCORING PLAY	MIN	OPP
			STAR T	PLAYS	YARD S					
09/10	Tampa Bay	Punt	MIN 17	6	83	Q2 2:53	3	J. Addison: 39-yard pass from K. Cousins	7	3
		Punt	MIN 31	9	62	Q2 3:43	3	G. Joseph: 25-yard FG	10	3
		Kickoff	MIN 25	16	75	Q3 7:24	7	Q4: A. Mattison: 4-yard pass from K. Cousins	17	17
09/14	at Philadelphia	Missed FG	MIN 45	9	55	Q1 5:03	4	Q2: T. Hockenson: 5-yard pass from K.	7	3
		Kickoff	MIN 25	5	75	Q3 1:45	2	Cousins	14	27
		Punt	MIN 14	9	86	Q4 3:38	4	J. Addison: 62-yard pass from K. Cousins	21	27
		Kickoff	MIN 25	10	75	Q4 3:03	5	K. Osborn: 10-yard pass from K. Cousins T. Hockenson: 5-yard pass from K. Cousins	28	34
09/24		--	--	--	--	--	--	--	--	
10/01		--	--	--	--	--	--	--	--	
10/08		--	--	--	--	--	--	--	--	
10/15		--	--	--	--	--	--	--	--	
10/23		--	--	--	--	--	--	--	--	
10/29		--	--	--	--	--	--	--	--	
11/05		--	--	--	--	--	--	--	--	
11/12		--	--	--	--	--	--	--	--	
11/19		--	--	--	--	--	--	--	--	
11/27		--	--	--	--	--	--	--	--	
12/10		--	--	--	--	--	--	--	--	
12/16		--	--	--	--	--	--	--	--	
12/24		--	--	--	--	--	--	--	--	
12/31		--	--	--	--	--	--	--	--	
01/07		--	--	--	--	--	--	--	--	
AVG				9.1	73.0	3:55	4.0			
TOTALS				64	511	27:29	28			

OPPONENTS SCORING DRIVES

VIKINGS OPPONENTS 2023 REGULAR SEASON SCORING DRIVES										
DATE	OPPONENT	ACQUIRED	DRIVE START	PLAYS	YARDS	Q TIME	FIRST DOWNS	SCORING PLAY	MIN	OPP
09/10	Tampa Bay	Fumble	MIN 18	4	0	Q1 1:35	0	C. McLaughlin: 36-yard FG	0	3
		Punt	TB 39	7	61	Q2 1:30	3	M. Evans: 28-yard pass from B. Mayfield	10	10
		Kickoff	TB 25	16	75	Q3 8:59	6	T. Palmer: 7-yard pass from B. Mayfield	10	17
		Punt	TB 23	10	38	Q4 4:46	2	C. McLaughlin: 57-yard FG	17	20
09/14	at Philadelphia	Kickoff	PHI 25	9	69	Q1 5:12	2	J. Elliott: 24-yard FG	0	3
		Kickoff	PHI 25	16	75	Q2 7:55	7	J. Hurts: 1-yard run	7	10
		Fumble	PHI 20	6	37	Q2 0:34	2	J. Elliott: 61-yard FG	7	13
		Fumble	MIN 7	2	7	Q3 0:33	1	J. Hurts: 1-yard run	7	20
		Punt	PHI 31	3	69	Q3 1:35	1	D. Smith: 63-yard pass from J. Hurts	7	27
		Kickoff	PHI 25	8	75	Q4 3:28	4	D. Swift: 2-yard run	21	34
09/24		--	--	--	--	--	--	--	--	
10/01		--	--	--	--	--	--	--	--	
10/08		--	--	--	--	--	--	--	--	
10/15		--	--	--	--	--	--	--	--	
10/23		--	--	--	--	--	--	--	--	
10/29		--	--	--	--	--	--	--	--	
11/05		--	--	--	--	--	--	--	--	
11/12		--	--	--	--	--	--	--	--	
11/19		--	--	--	--	--	--	--	--	
11/27		--	--	--	--	--	--	--	--	
12/10		--	--	--	--	--	--	--	--	
12/16		--	--	--	--	--	--	--	--	
12/24		--	--	--	--	--	--	--	--	
12/31		--	--	--	--	--	--	--	--	
01/07		--	--	--	--	--	--	--	--	
AVG				8.1	50.6	3:36	2.8			
TOTALS				81	506	36:07	28			

INDIVIDUAL SINGLE-GAME HIGHS

2023 REGULAR SEASON VIKINGS INDIVIDUAL SINGLE-GAME HIGHS

Touchdowns	2	T.J. Hockenson	at Eagles	Sep. 14, 2023
Passes Attempted	44	Kirk Cousins	at Eagles	Sep. 14, 2023
		Kirk Cousins	vs. Buccaneers	Sep. 10, 2023
Passes Completed	33	Kirk Cousins	vs. Buccaneers	Sep. 10, 2023
Completion Percentage	75.0	Kirk Cousins	vs. Buccaneers	Sep. 10, 2023
Passing Yards	364	Kirk Cousins	at Eagles	Sep. 14, 2023
Yards Per Attempt	8.3	Kirk Cousins	at Eagles	Sep. 14, 2023
Touchdown Passes	4	Kirk Cousins	at Eagles	Sep. 14, 2023
Pass Receptions	11	Justin Jefferson	at Eagles	Sep. 14, 2023
Receiving Yards	159	Justin Jefferson	at Eagles	Sep. 14, 2023
Touchdown Receptions	2	T.J. Hockenson	at Eagles	Sep. 14, 2023
Rushing Yards	34	Alexander Mattison	vs. Buccaneers	Sep. 10, 2023
Rushing Attempts	11	Alexander Mattison	vs. Buccaneers	Sep. 10, 2023
Rushing Average	3.5	Alexander Mattison	at Eagles	Sep. 14, 2023
Yards From Scrimmage	159	Justin Jefferson	at Eagles	Sep. 14, 2023
Combined Net Yards	159	Justin Jefferson	at Eagles	Sep. 14, 2023
Interceptions Made	1	Theo Jackson	at Eagles	Sep. 14, 2023
Interceptions Thrown	1	Kirk Cousins	vs. Buccaneers	Sep. 10, 2023
Tackles	15	Camryn Bynum	at Eagles	Sep. 14, 2023
Sacks	3.0	Danielle Hunter	at Eagles	Sep. 14, 2023
Punts	5	Ryan Wright	vs. Buccaneers	Sep. 10, 2023
Punts Inside the 20	2	Ryan Wright	at Eagles	Sep. 14, 2023
Punting Average	52.3	Ryan Wright	at Eagles	Sep. 14, 2023
Punt Returns	4	Brandon Powell	vs. Buccaneers	Sep. 10, 2023
Punt Return Yards	19	Brandon Powell	at Eagles	Sep. 14, 2023
Kickoff Returns	1	Ty Chandler	vs. Buccaneers	Sep. 10, 2023
Kickoff Return Yards	15	Ty Chandler	vs. Buccaneers	Sep. 10, 2023
Field Goals Attempted	1	Greg Joseph	vs. Buccaneers	Sep. 10, 2023
Field Goals Made	1	Greg Joseph	vs. Buccaneers	Sep. 10, 2023

2023 REGULAR SEASON MINNESOTA VIKINGS LONGEST PLAYS

Run From Scrimmage	9	Alexander Mattison	vs. Buccaneers	Sep. 10, 2023
Passing Long	62	Kirk Cousins	at Eagles	Sep. 14, 2023
Touchdown Pass Long	62	Kirk Cousins	at Eagles	Sep. 14, 2023
Pass Reception	62	Jordan Addison	at Eagles	Sep. 14, 2023
Touchdown Reception	62	Jordan Addison	at Eagles	Sep. 14, 2023
Punt Return	20	Brandon Powell	at Eagles	Sep. 14, 2023
Kickoff Return	15	Ty Chandler	vs. Buccaneers	Sep. 10, 2023
Punt	58	Ryan Wright	vs. Buccaneers	Sep. 10, 2023
Field Goal	25	Greg Joseph	vs. Buccaneers	Sep. 10, 2023
Field Goal Attempt	25	Greg Joseph	vs. Buccaneers	Sep. 10, 2023

OPPONENTS INDIVIDUAL SINGLE-GAME HIGHS

2023 REGULAR SEASON OPPONENTS INDIVIDUAL SINGLE-GAME HIGHS				
Touchdowns	2	Jalen Hurts	at Eagles	Sep. 14, 2023
Passes Attempted	34	Baker Mayfield	vs. Buccaneers	Sep. 10, 2023
Passes Completed	21	Baker Mayfield	vs. Buccaneers	Sep. 10, 2023
Completion Percentage	78.2	Jalen Hurts	at Eagles	Sep. 14, 2023
Passing Yards	193	Jalen Hurts	at Eagles	Sep. 14, 2023
Yards Per Attempt	8.4	Jalen Hurts	at Eagles	Sep. 14, 2023
Touchdown Passes	2	Baker Mayfield	vs. Buccaneers	Sep. 10, 2023
Pass Receptions	6	Dallas Goedert	at Eagles	Sep. 14, 2023
		Mike Evans	vs. Buccaneers	Sep. 10, 2023
Receiving Yards	131	DeVonta Smith	at Eagles	Sep. 14, 2023
Touchdown Receptions	1	DeVonta Smith	at Eagles	Sep. 14, 2023
		Mike Evans	vs. Buccaneers	Sep. 10, 2023
		Trey Palmer	vs. Buccaneers	Sep. 10, 2023
Rushing Yards	175	D'Andre Swift	at Eagles	Sep. 14, 2023
Rushing Attempts	28	D'Andre Swift	at Eagles	Sep. 14, 2023
Rushing Average	6.3	D'Andre Swift	at Eagles	Sep. 14, 2023
Rushing Touchdowns	2	Jalen Hurts	at Eagles	Sep. 14, 2023
Yards From Scrimmage	181	D'Andre Swift	at Eagles	Sep. 14, 2023
Combined Net Yards	181	D'Andre Swift	at Eagles	Sep. 14, 2023
Interceptions Made	1	Christian Izien	vs. Buccaneers	Sep. 10, 2023
Interceptions Thrown	1	Jalen Hurts	at Eagles	Sep. 14, 2023
INT Return Yards	14	Christian Izien	vs. Buccaneers	Sep. 10, 2023
Tackles	12	Devin White	vs. Buccaneers	Sep. 10, 2023
Sacks	1.0	Jordan Davis	at Eagles	Sep. 14, 2023
		Josh Sweat	at Eagles	Sep. 14, 2023
		Anthony Nelson	vs. Buccaneers	Sep. 10, 2023
		Antoine Winfield Jr.	vs. Buccaneers	Sep. 10, 2023
Punts	6	Jake Camarda	vs. Buccaneers	Sep. 10, 2023
Punts Inside the 20	2	Arryn Siposs	at Eagles	Sep. 14, 2023
		Jake Camarda	vs. Buccaneers	Sep. 10, 2023
Punting Average	54.5	Jake Camarda	vs. Buccaneers	Sep. 10, 2023
Punt Returns	4	Deven Thompkins	vs. Buccaneers	Sep. 10, 2023
Punt Return Yards	29	Deven Thompkins	vs. Buccaneers	Sep. 10, 2023
Kickoff Returns	1	Deven Thompkins	vs. Buccaneers	Sep. 10, 2023
Kickoff Return Yards	23	Deven Thompkins	vs. Buccaneers	Sep. 10, 2023
Field Goals Attempted	3	Jake Elliott	at Eagles	Sep. 14, 2023
Field Goals Made	2	Jake Elliott	at Eagles	Sep. 14, 2023
		Chase McLaughlin	vs. Buccaneers	Sep. 10, 2023

2023 REGULAR SEASON OPPONENTS LONGEST PLAYS				
Run From Scrimmage	43	D'Andre Swift	at Eagles	Sep. 14, 2023
Touchdown Run	2	D'Andre Swift	at Eagles	Sep. 14, 2023
Passing Long	63	Jalen Hurts	at Eagles	Sep. 14, 2023
Touchdown Pass Long	63	Jalen Hurts	at Eagles	Sep. 14, 2023
Pass Reception	63	DeVonta Smith	at Eagles	Sep. 14, 2023
Touchdown Reception	63	DeVonta Smith	at Eagles	Sep. 14, 2023
Interception Return	14	Christian Izien	vs. Buccaneers	Sep. 10, 2023
Longest Opponent's Fumble Return	8	Fletcher Cox	at Eagles	Sep. 14, 2023
Punt Return	16	Deven Thompkins	vs. Buccaneers	Sep. 10, 2023
Kickoff Return	23	Deven Thompkins	vs. Buccaneers	Sep. 10, 2023
Punt	63	Jake Camarda	vs. Buccaneers	Sep. 10, 2023
Field Goal	61	Jake Elliott	at Eagles	Sep. 14, 2023
Field Goal Attempt	61	Jake Elliott	at Eagles	Sep. 14, 2023

SINGLE-GAME HIGHS - VIKINGS AND OPPONENT

2022 REGULAR SEASON INDIVIDUAL SINGLE-GAME HIGHS

SCORING			
<i>(non kicker)</i>			
POINTS	Vikings:	12 4 times (Last: Alexander Mattison at CHI)	01/08
	Opponents:	12 6 times (Last: Ezekiel Elliott/Tony Pollard vs. DAL)	11/20
LONGEST TD	Vikings:	64 Dalvin Cook vs. Indianapolis	12/17
	Opponents:	68 Tony Pollard vs. Dallas	11/20

RUSHING			
ATTEMPTS	Vikings:	22 Dalvin Cook vs. New England	11/24
	Opponents:	24 Zack Moss vs. Indianapolis	12/17
YARDS	Vikings:	119 Dalvin Cook at Buffalo	11/13
	Opponents:	111 Aaron Jones at Green Bay	01/01
LONGEST, NO TD	Vikings:	40 Dalvin Cook vs. Indianapolis	12/17
	Opponents:	48 Zonovan Knight vs. N.Y. Jets	12/04
TOUCHDOWNS	Vikings:	2 2 times (Last: Alexander Mattison at CHI)	01/08
	Opponents:	2 4 times (Last: Ezekiel Elliott vs. DAL)	11/20
LONGEST TD	Vikings:	81 Dalvin Cook at Buffalo	11/13
	Opponents:	42 Velus Jones Jr. at Chicago	01/08

PASSING			
ATTEMPTS	Vikings:	54 Kirk Cousins vs. Indianapolis	12/17
	Opponents:	57 Mike White vs. N.Y. Jets	12/04
COMPLETIONS	Vikings:	34 2 times (Last: Kirk Cousins vs. NYG)	12/24
	Opponents:	31 2 times (Last: Mike White vs. NYJ)	12/04
YARDS	Vikings:	460 Kirk Cousins vs. Indianapolis	12/17
	Opponents:	382 Mac Jones vs. New England	11/24
COMPLETIONS PCT.	Vikings:	100 5 times (Last: Nick Mullens at GB)	01/01
	Opponents:	88 Dak Prescott vs. Dallas	11/20
LONGEST, NO TD	Vikings:	66 Kirk Cousins at Chicago	01/08
	Opponents:	60 Mike White vs. N.Y. Jets	12/04
PASSER RATING	Vikings:	158.3 Nick Mullens at Green Bay	01/01
	Opponents:	139.3 Dak Prescott vs. Dallas	11/20
TOUCHDOWNS	Vikings:	4 Kirk Cousins vs. Indianapolis	12/17
	Opponents:	3 2 times (Last: Jared Goff at DET)	12/11
LONGEST TD	Vikings:	64 Kirk Cousins vs. Indianapolis	12/17
	Opponents:	68 Dak Prescott vs. Dallas	11/20
INTERCEPTIONS	Vikings:	3 2 times (Last: Kirk Cousins at GB)	01/01
	Opponents:	2 5 times (Last: Tim Boyle at CHI)	01/08

RECEIVING			
RECEPTIONS			

Vikings:	13 T.J. Hockenson vs. N.Y. Giants	12/24
Opponents:	12 3 times (Last: Stefan Diggs at BUF)	11/13
YARDS	Vikings:	223 Justin Jefferson at Detroit 12/11
	Opponents:	177 Tyreek Hill at Miami 10/16
LONGEST, NO TD	Vikings:	66 K.J. Osborn at Chicago 01/08
	Opponents:	60 Garrett Wilson vs. N.Y. Jets 12/04
TOUCHDOWNS	Vikings:	2 2 times (Last: T.J. Hockenson vs. NYG) 12/24
	Opponents:	2 2 times (Last: Tony Pollard vs. DAL) 11/20
LONGEST TD	Vikings:	64 Dalvin Cook vs. Indianapolis 12/17
	Opponents:	68 Tony Pollard vs. Dallas 11/20

INTERCEPTIONS			
INTERCEPTIONS	Vikings:	2 Patrick Peterson at Buffalo	11/13
	Opponents:	2 Darius Slay at Philadelphia	09/19
YARDS	Vikings:	46 Patrick Peterson at Buffalo	11/13
	Opponents:	75 Darnell Savage at Green Bay	01/01
LONGEST	Vikings:	39 Patrick Peterson at Buffalo	11/13
	Opponents:	75 Darnell Savage at Green Bay	01/01
TOUCHDOWNS	Vikings:	None	
	Opponents:	1 2 times (Last: Darnell Savage at GB)	01/01

PUNT RETURNS			
RETURNS	Vikings:	3 2 times (Last: Jalen Reagor vs. IND)	12/17
	Opponents:	5 Dax Milne at Washington	11/06
FAIR CATCHES	Vikings:	2 3 times (Last: Jalen Reagor vs. NYG)	12/24
	Opponents:	4 Amari Rodgers vs. Green Bay	09/11
YARDS	Vikings:	36 Jalen Reagor at Miami	10/16
	Opponents:	48 Kalif Raymond at Detroit	12/11
LONGEST	Vikings:	25 Jalen Reagor at Miami	10/16
	Opponents:	35 Kalif Raymond at Detroit	12/11
TOUCHDOWNS	Vikings:	None	
	Opponents:	None	

KICKOFF RETURNS			
RETURNS	Vikings:	6 Kene Nwangwu vs. Indianapolis	12/17
	Opponents:	7 Duke Johnson at Buffalo	11/13
YARDS	Vikings:	166 Kene Nwangwu vs. New England	11/24
	Opponents:	175 Dallis Flowers vs. Indianapolis	12/17
LONGEST	Vikings:	97 Kene Nwangwu vs. New England	11/24
	Opponents:	105t Keisean Nixon at Green Bay	01/01
TOUCHDOWNS	Vikings:	1 Kene Nwangwu vs. New England	11/24
	Opponents:	1 Keisean Nixon at Green Bay	01/01

WEEK-BY-WEEK LEADERS

2023 REGULAR SEASON MINNESOTA VIKINGS WEEK-BY-WEEK LEADERS (THROUGH WEEK 2)																									
DATE	OPPONENT	SCORING		RUSHING YARDS		RECEPTIONS		RECEIVING YARDS		TACKLES		SOLO TACKLES		SACKS		INTERCEPTIONS		FORCED FUMBLES		RECOVERED FUMBLES		PASSING YARDS		CARRIES	
		PLAYER	NO.	PLAYER	NO.	PLAYER	NO.	PLAYER	NO.	PLAYER	NO.	PLAYER	NO.	PLAYER	NO.	PLAYER	NO.	PLAYER	NO.	PLAYER	NO.	PLAYER	NO.	PLAYER	NO.
Sep. 10	Buccaneers	A. Mattison J. Addison	6	A. Mattison	34	J. Jefferson	9	J. Jefferson	150	C. Bynum	10	I. Pace Jr.	6	D. Hunter	1.0	--	--	--	--	--	K. Cousins	344	A. Mattison	11	
Sep. 14	at Eagles	T. Hockenson	12	A. Mattison	28	J. Jefferson	11	J. Jefferson	159	C. Bynum	15	J. Hicks	8	D. Hunter	3.0	T. Jackson	1	--	--	--	K. Cousins	364	A. Mattison	8	
Sep. 24	Chargers	--	--	--	--	--	--	--	--	--	--	--	--	--	--	--	--	--	--	--	--	--	--	--	
Oct. 1	at Panthers	--	--	--	--	--	--	--	--	--	--	--	--	--	--	--	--	--	--	--	--	--	--	--	
Oct. 8	Chiefs	--	--	--	--	--	--	--	--	--	--	--	--	--	--	--	--	--	--	--	--	--	--	--	
Oct. 15	at Bears	--	--	--	--	--	--	--	--	--	--	--	--	--	--	--	--	--	--	--	--	--	--	--	
Oct. 23	49ers	--	--	--	--	--	--	--	--	--	--	--	--	--	--	--	--	--	--	--	--	--	--	--	
Oct. 29	at Packers	--	--	--	--	--	--	--	--	--	--	--	--	--	--	--	--	--	--	--	--	--	--	--	
Nov. 5	at Falcons	--	--	--	--	--	--	--	--	--	--	--	--	--	--	--	--	--	--	--	--	--	--	--	
Nov. 12	Saints	--	--	--	--	--	--	--	--	--	--	--	--	--	--	--	--	--	--	--	--	--	--	--	
Nov. 19	at Broncos	--	--	--	--	--	--	--	--	--	--	--	--	--	--	--	--	--	--	--	--	--	--	--	
Nov. 27	Bears	--	--	--	--	--	--	--	--	--	--	--	--	--	--	--	--	--	--	--	--	--	--	--	
Dec. 10	at Raiders	--	--	--	--	--	--	--	--	--	--	--	--	--	--	--	--	--	--	--	--	--	--	--	
Dec. 16	at Bengals	--	--	--	--	--	--	--	--	--	--	--	--	--	--	--	--	--	--	--	--	--	--	--	
Dec. 24	Lions	--	--	--	--	--	--	--	--	--	--	--	--	--	--	--	--	--	--	--	--	--	--	--	
Dec. 31	Packers	--	--	--	--	--	--	--	--	--	--	--	--	--	--	--	--	--	--	--	--	--	--	--	
Jan. 7	at Lions	--	--	--	--	--	--	--	--	--	--	--	--	--	--	--	--	--	--	--	--	--	--	--	
MOST TIMES LED (INCLUDING TIES)		A. MATTISON J. ADDISON T. HOCKENSON	1	A. MATTISON	2	J. JEFFERSON	2	J. JEFFERSON	2	C. BYNUM	2	I. PACE JR. J. HICKS	1	D. HUNTER	2	T. JACKSON	1	--	--	--	--	K. COUSINS	2	A. MATTISON	2

LONGEST/SHORTEST

LONGEST DRIVE

Most Plays (Vikings)	16 plays vs. Tampa Bay (09/10)	75 yards, 7:24, Touchdown
Most Plays (Opponent)	16 plays vs. Tampa Bay (09/10)	75 yards, 8:59, Touchdown
	16 plays at Philadelphia (09/14)	75 yards, 7:55, Touchdown
Most Yards (Vikings)	86 yards at Philadelphia (09/14)	9 plays, 3:38, Touchdown
Most Yards (Opponent)	75 yards vs. Tampa Bay (09/10)	16 plays, 8:59, Touchdown
	75 yards at Philadelphia (09/14)	16 plays, 7:55, Touchdown
	75 yards at Philadelphia (09/14)	8 plays, 3:28, Touchdown
Most Time (Vikings)	7:24 vs. Tampa Bay (09/10)	16 plays, 75 yards, Touchdown
Most Time (Opponent)	8:59 vs. Tampa Bay (09/10)	16 plays, 75 yards, Touchdown

LONGEST TOUCHDOWN DRIVE

Most Plays (Vikings)	16 plays vs. Tampa Bay (09/10)	75 yards, 7:24
Most Plays (Opponent)	16 plays vs. Tampa Bay (09/10)	75 yards, 8:59
	16 plays at Philadelphia (09/14)	75 yards, 7:55
Most Yards (Vikings)	86 yards at Philadelphia (09/14)	9 plays, 3:38
Most Yards (Opponent)	75 yards vs. Tampa Bay (09/10)	16 plays, 8:59
	75 yards at Philadelphia (09/14)	16 plays, 7:55
	75 yards at Philadelphia (09/14)	8 plays, 3:28
Most Time (Vikings)	7:24 vs. Tampa Bay (09/10)	16 plays, 75 yards
Most Time (Opponent)	8:59 vs. Tampa Bay (09/10)	16 plays, 75 yards

LONGEST FIELD GOAL DRIVE

Most Plays (Vikings)	9 plays vs. Tampa Bay (09/10)	62 yards, 3:43
Most Plays (Opponent)	10 plays vs. Tampa Bay (09/10)	38 yards, 4:46
Most Yards (Vikings)	62 yards vs. Tampa Bay (09/10)	9 plays, 3:43
Most Yards (Opponent)	69 yards at Philadelphia (09/14)	9 plays, 5:12
Most Time (Vikings)	3:43 vs. Tampa Bay (09/10)	9 plays, 62 yards
Most Time (Opponent)	5:12 at Philadelphia (09/14)	9 plays, 69 yards

SHORTEST TOUCHDOWN DRIVE

Fewest Plays (Vikings)	5 plays at Philadelphia (09/14)	75 yards, 1:45
Fewest Plays (Opponent)	2 plays at Philadelphia (09/14)	7 yards, 0:33
Fewest Yards (Vikings)	55 yards at Philadelphia (09/14)	9 plays, 5:03
Fewest Yards (Opponent)	7 yards at Philadelphia (09/14)	2 plays, 0:33
Shortest Time (Vikings)	1:45 at Philadelphia (09/14)	5 plays, 75 yards
Shortest Time (Opponent)	0:33 at Philadelphia (09/14)	2 plays, 7 yards

SHORTEST FIELD GOAL DRIVE

Fewest Plays (Vikings)	9 plays vs. Tampa Bay (09/10)	62 yards, 3:43
Fewest Plays (Opponent)	4 plays vs. Tampa Bay (09/10)	0 yards, 1:35
Fewest Yards (Vikings)	62 yards vs. Tampa Bay (09/10)	9 plays, 3:43
Fewest Yards (Opponent)	0 yards vs. Tampa Bay (09/10)	4 plays, 1:35
Shortest Time (Vikings)	3:43 vs. Tampa Bay (09/10)	9 plays, 62 yards
Shortest Time (Opponent)	0:34 at Philadelphia (09/14)	6 plays, 37 yards

COMPLETIONS BY DISTANCE

2023 REGULAR SEASON

DATE	OPPONENT	QUARTERBACK	LOSS	0-9	10-19	20-29	30-39	40-49	50+
Sep. 10	Tampa Bay	Cousins	2	19 (1)	7	2	2 (1)	1	--
Sep. 14	at Philadelphia	Cousins	1	14 (2)	10 (1)	4	1	--	1 (1)
Sep. 24	L.A. Chargers	--	--	--	--	--	--	--	--
Oct. 1	at Carolina	--	--	--	--	--	--	--	--
Oct. 8	Kansas City	--	--	--	--	--	--	--	--
Oct. 15	at Chicago	--	--	--	--	--	--	--	--
Oct. 23	San Francisco	--	--	--	--	--	--	--	--
Oct. 29	at Green Bay	--	--	--	--	--	--	--	--
Nov. 5	at Atlanta	--	--	--	--	--	--	--	--
Nov. 12	New Orleans	--	--	--	--	--	--	--	--
Nov. 19	at Denver	--	--	--	--	--	--	--	--
Nov. 27	Chicago	--	--	--	--	--	--	--	--
Dec. 10	at Las Vegas	--	--	--	--	--	--	--	--
Dec. 16	at Cincinnati	--	--	--	--	--	--	--	--
Dec. 24	Detroit	--	--	--	--	--	--	--	--
Dec. 31	Green Bay	--	--	--	--	--	--	--	--
Jan. 7	at Detroit	--	--	--	--	--	--	--	--
	PLAYER TOTALS	Cousins	3	33 (3)	17 (1)	6	3 (1)	1	1 (1)
	TEAM TOTALS		3	33 (3)	17 (1)	6	3 (1)	1	1 (1)

BIG PASS PLAYS (20+ YARDS)

2023 REGULAR SEASON - BIG PASS PLAYS (20+ YARDS)							
DATE	OPPONENT	QTR	VIKINGS PLAYER	YDS.	DOWN	RESULT	
09/10	Tampa Bay	1	Kirk Cousins -> Justin Jefferson	30	2-9-MIN 25	Fumble	
		2	Kirk Cousins -> Justin Jefferson	25	1-10-MIN 17	Touchdown	
		2	Kirk Cousins -> Jordan Addison	39T	3-11-TB 39	Touchdown	
		2	Kirk Cousins -> Justin Jefferson	22	3-1-TB 41	Field Goal	
		2	Kirk Cousins -> Justin Jefferson	42	1-10-MIN 36	Interception	
09/14	at Philadelphia	2	Kirk Cousins -> T.J. Hockenson	24	3-9-PHI 41	Touchdown	
		2	Kirk Cousins -> Justin Jefferson	30	2-10-PHI 31	Fumble	
		3	Kirk Cousins -> Jordan Addison	62T	3-10-MIN 38	Touchdown	
		4	Kirk Cousins -> Justin Jefferson	23	3-3-MIN 21	Touchdown	
		4	Kirk Cousins -> Justin Jefferson	22	2-4- 50	Touchdown	
4	Kirk Cousins -> Justin Jefferson	20	2-5-PHI 25	Touchdown			
10/01	at Carolina	--	--	--	--	--	
10/08	Kansas City	--	--	--	--	--	
10/15	at Chicago	--	--	--	--	--	
10/23	San Francisco	--	--	--	--	--	
10/29	at Green Bay	--	--	--	--	--	
11/05	at Atlanta	--	--	--	--	--	
11/12	New Orleans	--	--	--	--	--	
11/19	at Denver	--	--	--	--	--	
11/27	Chicago	--	--	--	--	--	
12/10	at Las Vegas	--	--	--	--	--	
12/16	at Cincinnati	--	--	--	--	--	
12/24	Detroit	--	--	--	--	--	
12/31	Green Bay	--	--	--	--	--	
01/07	at Detroit	--	--	--	--	--	
TOTALS		11 - 339 (30.8), 2 TDS					

BIG PLAYS: RUSH 10+, RECEPTIONS 20+, RETURNS 30+

DATE	OPPONENT	RUSHES				RECEPTIONS				RETURNS			
		GAIN	PLAYER	QTR	RESULT	GAIN	PLAYER	QTR	RESULT	GAIN	PLAYER	QTR	RESULT
09/10	Tampa Bay					30	Justin Jefferson	1	Fumble				
						25	Justin Jefferson	2'	TD				
						39t	Jordan Addison	2'	TD				
						22	Justin Jefferson	2	FG				
						42	Justin Jefferson	2	INT				
09/14	at Philadelphia					24	T.J. Hockenson	2	TD				
						30	Justin Jefferson	2	Fumble				
						62t	Jordan Addison	3	TD				
						23	Justin Jefferson	4'	TD				
						22	Justin Jefferson	4'	TD				
				20	Justin Jefferson	4	TD						
09/24	L.A. Chargers	--	--	--	--	--	--	--	--	--	--	--	--
10/01	at Carolina	--	--	--	--	--	--	--	--	--	--	--	--
10/08	Kansas City	--	--	--	--	--	--	--	--	--	--	--	--
10/15	at Chicago	--	--	--	--	--	--	--	--	--	--	--	--
10/23	San Francisco	--	--	--	--	--	--	--	--	--	--	--	--
10/29	at Green Bay	--	--	--	--	--	--	--	--	--	--	--	--
11/05	at Atlanta	--	--	--	--	--	--	--	--	--	--	--	--
11/12	New Orleans	--	--	--	--	--	--	--	--	--	--	--	--
11/19	at Denver	--	--	--	--	--	--	--	--	--	--	--	--
11/27	Chicago	--	--	--	--	--	--	--	--	--	--	--	--
12/10	at Las Vegas	--	--	--	--	--	--	--	--	--	--	--	--
12/16	at Cincinnati	--	--	--	--	--	--	--	--	--	--	--	--
12/24	Detroit	--	--	--	--	--	--	--	--	--	--	--	--
12/31	Green Bay	--	--	--	--	--	--	--	--	--	--	--	--
01/07	at Detroit	--	--	--	--	--	--	--	--	--	--	--	--

' - result within the same drive

SNAP COUNTS: OFFENSE, DEFENSE, SPECIAL TEAMS

VIKINGS 2023 SNAP COUNTS

OFFENSE

OPPONENT	TB	@PHI	LAC	@CAR	KC	@CHI	SF	@GB	@ATL	NO	@DEN	CHI	@LV	@CIN	DET	GB	DET	SNAPS	%
TOTAL PLAYS	64	58																122	
J. Addison	36	40																76	62%
G. Bradbury	7	0																7	6%
Ty Chandler	11	7																18	15%
E. Cleveland	64	58																122	100%
K. Cousins	64	58																122	100%
C. Darrisaw	58	0																58	48%
C.J. Ham	22	13																35	29%
T.J. Hockenson	48	50																98	80%
Ed Ingram	64	58																122	100%
J. Jefferson	63	58																121	99%
A. Mattison	47	44																91	75%
J. Mundt	5	1																6	5%
J. Nailor	0	1																1	1%
J. Oliver	30	20																50	41%
B. O'Neill	64	58																122	100%
K.J. Osborn	58	56																114	93%
D. Quessenberry	0	19																19	16%
A. Schlottman	57	58																115	94%
O. Udoh	6	39																45	37%

DEFENSE

OPPONENT	TB	@PHI	LAC	@CAR	KC	@CHI	SF	@GB	@ATL	NO	@DEN	CHI	@LV	@CIN	DET	GB	DET	SNAPS	%
TOTAL PLAYS	68	77																145	
B. Asamoah	2	14																16	11%
M. Blackmon	15	14																29	20%
J. Bullard	29	28																57	39%
C. Bynum	67	77																144	99%
M. Davenport	0	4																4	3%
T. Dye	2	0																2	1%
A. Evans	62	72																134	92%
J. Hicks	66	72																138	95%
D. Hunter	58	72																130	90%
Th. Jackson	1	21																22	15%
P. Jones II	40	38																78	54%
D. Lowry	46	39																85	59%
J. Metellus	57	56																113	78%
B. Murphy Jr.	68	77																145	100%
I. Pace Jr.	46	61																107	74%
H. Phillips	60	60																120	83%
H. Smith	65	77																142	98%
K. Tonga	9	12																21	14%
B. Whitley	1	0																1	1%
D.J. Wonnum	54	52																106	73%

SNAP COUNTS: OFFENSE, DEFENSE, SPECIAL TEAMS

VIKINGS 2023 SNAP COUNTS

SPECIAL TEAMS

OPPONENT	TB	@PHI	LAC	@CAR	KC	@CHI	SF	@GB	@ATL	NO	@DEN	CHI	@LV	@CIN	DET	GB	DET	SNAPS	%
TOTAL PLAYS	28	29																57	
B. Asamoah	12	18																30	53%
A. Booth	11	10																21	37%
B. Brandel	3	4																7	12%
J. Bullard	5	7																12	21%
C. Bynum	5	7																12	21%
Ty Chandler	5	7																12	21%
L. Cline	12	13																25	44%
E. Cleveland	3	4																7	12%
C. Darrisaw	3	0																3	5%
A. DePaola	8	7																15	26%
T. Dye	20	18																38	67%
M. Gaskin	0	2																2	4%
C.J. Ham	20	14																34	60%
J. Hicks	5	6																11	19%
Ed Ingram	3	4																7	12%
Th. Jackson	20	18																38	67%
J. Jefferson	0	1																1	2%
P. Jones II	8	11																19	33%
G. Joseph	7	9																16	28%
D. Lowry	5	7																12	21%
J. Metellus	20	15																35	61%
J. Mundt	13	13																26	46%
B. Murphy Jr.	5	7																12	21%
J. Nailor	18	17																35	61%
J. Oliver	8	10																18	32%
B. O'Neill	3	4																7	12%
K.J. Osborn	0	1																1	2%
I. Pace Jr.	14	19																33	58%
B. Powell	6	5																11	19%
D. Quessenberry	0	4																4	7%
A. Schlottmann	0	2																2	4%
N. Thompson	16	11																27	47%
K. Tonga	5	7																12	21%
O. Udoh	3	2																5	9%
J. Ward	15	16																31	54%
B. Whitley	6	0																6	11%
D.J. Wonnum	12	12																24	42%
R. Wright	8	7																15	26%

THE LAST TIME - REGULAR SEASON

BY VIKINGS		BY OPPONENT
PASSING		
* Never Has Happened *	500 YARDS PASSING	* Never Has Happened *
44 att., Kirk Cousins @ Philadelphia, Sep. 14	40+ PASS ATTEMPTS	42 att., Daniel Jones vs. N.Y. Giants, Dec. 24
54 att., Kirk Cousins vs. Indianapolis, Dec. 17	50+ PASS ATTEMPTS	57 att., Mike White vs. N.Y. Jets, Dec. 4
460 yards, Kirk Cousins vs. Indianapolis, Dec. 17	400 YARDS PASSING	400 yards, Kyler Murray @ Arizona, Sep. 19
364 yards, Kirk Cousins @ Philadelphia, Sep. 14	300 YARDS PASSING	334 yards, Daniel Jones vs. N.Y. Giants, Dec. 24
* Never Has Happened *	SIX TOUCHDOWN PASSES	* Never Has Happened *
* Never Has Happened *	SEVEN TOUCHDOWN PASSES	* Never Has Happened *
5 tds, Daunte Culpepper @ New Orleans, Oct. 17	FIVE+ TOUCHDOWN PASSES	5 tds, Jared Goff @ L.A. Rams, Sep. 27
5 tds, Daunte Culpepper: (1, 43, 16, 9, 1) @ New Orleans, Oct. 17	FIVE TOUCHDOWN PASSES	5 tds, Jared Goff: (8, 70, 19, 47, 31) @ L.A. Rams, Sep. 27
4 tds, Kirk Cousins: (5, 62, 10, 5) @ Philadelphia, Sep. 14	FOUR TOUCHDOWN PASSES	4 tds, Aaron Rodgers: (25, 10, 18, 75) vs. Green Bay, Nov. 21
3 tds, Kirk Cousins: (12, 15, 17) vs. N.Y. Giants, Dec. 24	THREE TOUCHDOWN PASSES	3 tds, Jared Goff: (41, 48, 5) @ Detroit, Dec. 11
* Never Has Happened *	FOUR OR MORE INTERCEPTION GAME	* Never Has Happened *
3 ints, Darren Sharper @ N.Y. Giants, Nov. 13	THREE INTERCEPTION GAME	3 ints, Deltha O'Neal @ Cincinnati, Sep. 18
2 ints, Patrick Peterson @ Buffalo, Nov. 13	TWO INTERCEPTION GAME	2 ints, Darius Slay @ Philadelphia, Sep. 19
* Never Has Happened *	SEVEN+ INTERCEPTIONS THROWN	* Never Has Happened *
* Never Has Happened *	SIX INTERCEPTIONS THROWN	* Never Has Happened *
5 ints, Daunte Culpepper @ Cincinnati, Sep. 18	FIVE INTERCEPTIONS THROWN	5 ints, Ryan Fitzpatrick vs. St. Louis, Dec. 11
4 ints, Matt Cassel vs. New England, Sep. 14	FOUR INTERCEPTIONS THROWN	4 ints, Eli Manning @ N.Y. Giants, Nov. 25
3 ints, Kirk Cousins @ Green Bay, Jan. 1	THREE INTERCEPTIONS THROWN	3 ints, Matthew Stafford vs. L.A. Rams, Dec. 26
2 ints, Kirk Cousins vs. Indianapolis, Dec. 17	TWO INTERCEPTIONS THROWN	2 ints, Tim Boyle @ Chicago, Jan. 8
RUSHING		
* Never Has Happened *	300 YARDS RUSHING	* Never Has Happened *
205 yards, Dalvin Cook vs. Pittsburgh, Dec. 9	200+ YARDS RUSHING	* Never Has Happened *
205 yards, Dalvin Cook vs. Pittsburgh, Dec. 9	200 YARDS RUSHING	* Never Has Happened *
163 yards, Dalvin Cook @ Green Bay, Nov. 1	150-199 YARDS RUSHING	175 yards, D'Andre Swift @ Philadelphia, Sep. 14
119 yards, Dalvin Cook @ Buffalo, Nov. 13	100 YARDS RUSHING	175 yards, D'Andre Swift @ Philadelphia, Sep. 14
119 yards, Dalvin Cook @ Buffalo, Nov. 13	100-149 YARDS RUSHING	111 yards, Aaron Jones @ Green Bay, Jan. 1
* Never Has Happened *	TWO 100-YARD RUSHERS	116 yards/103 yards, Brandon Jacobs/Ahmad Bradshaw vs. N.Y. Giants, Dec. 13
* Never Has Happened *	FIVE TOUCHDOWNS RUSHING	6 tds, Alvin Kamara: (40, 1, 5, 6, 7, 3) @ New Orleans, Dec. 25
* Never Has Happened *	FOUR TOUCHDOWNS RUSHING	6 tds, Alvin Kamara: (40, 1, 5, 6, 7, 3) @ New Orleans, Dec. 25
3 tds, Dalvin Cook: (21, 1, 1) @ Green Bay, Nov. 1	THREE TOUCHDOWNS RUSHING	3 tds, Jonathan Stewart: (60, 1, 1) @ Carolina, Dec. 10
2 tds, Alexander Mattison: (1, 1) @ Chicago, Jan. 8	TWO TOUCHDOWNS RUSHING	2 tds, Jalen Hurts: (1, 1) @ Philadelphia, Sep. 14
* Never Has Happened *	TWO PLAYERS WITH TWO TD RUSHING	Michael Cloud: (1, 2)/Tiki Barber: (2, 5) vs. N.Y. Giants, Oct. 31
Dalvin Cook: (4)/Alexander Mattison: (7)/Kirk Cousins: (17) vs. Arizona, Oct. 30	THREE PLAYERS WITH ONE TD RUSHING	Troy Edwards/Amos Zereoue/Jerome Bettis @ Pittsburgh, Dec. 2
205 yards, Dalvin Cook vs. Pittsburgh, Dec. 9	150 YARDS RUSHING	175 yards, D'Andre Swift @ Philadelphia, Sep. 14
32 att., Dalvin Cook vs. Jacksonville, Dec. 6	30+ RUSHING ATTEMPTS	32 att., David Montgomery vs. Chicago, Dec. 20
54 yards, Alexander Mattison @ Chicago, Jan. 8	50-74 YARD RUSHING	50 yards, Khalil Herbert @ Chicago, Jan. 8
95 yards, Dalvin Cook vs. Indianapolis, Dec. 17	75+ YARD RUSHING	175 yards, D'Andre Swift @ Philadelphia, Sep. 14
32 att., Dalvin Cook vs. Jacksonville, Dec. 6	30-39 RUSHING ATTEMPTS	32 att., David Montgomery vs. Chicago, Dec. 20
* Never Has Happened *	40+ RUSHING ATTEMPTS	* Never Has Happened *
* Never Has Happened *	400 YARDS RUSHING (TEAM)	* Never Has Happened *
378 yards, Minnesota 35, L.A. Chargers 17 vs. San Diego, Nov. 4	300 YARDS RUSHING (TEAM)	* Never Has Happened *
242 yards, Minnesota 36, Pittsburgh 28 vs. Pittsburgh, Dec. 9	200 YARDS RUSHING (TEAM)	259 yards, Philadelphia 34, Minnesota 28 @ Philadelphia, Sep. 14
242 yards, Minnesota 36, Pittsburgh 28 vs. Pittsburgh, Dec. 9	200-299 YARDS RUSHING (TEAM)	259 yards, Philadelphia 34, Minnesota 28 @ Philadelphia, Sep. 14
242 yards, Minnesota 36, Pittsburgh 28 vs. Pittsburgh, Dec. 9	200+ YARDS RUSHING (TEAM)	259 yards, Philadelphia 34, Minnesota 28 @ Philadelphia, Sep. 14
378 yards, Minnesota 35, L.A. Chargers 17 vs. San Diego, Nov. 4	300+ YARDS RUSHING (TEAM)	* Never Has Happened *
RECEIVING		

THE LAST TIME - REGULAR SEASON

133 yards/109 yards, Justin Jefferson/T.J. Hockenson vs. N.Y. Giants, Dec. 24	TWO 100-YARD RECEIVERS	177 yards/129 yards, Tyreek Hill/Jaylen Waddle @ Miami, Oct. 16
223 yards, Justin Jefferson @ Detroit, Dec. 11	200 YARDS RECEIVING	249 yards, Alshon Jeffery vs. Chicago, Dec. 1
159 yards, Justin Jefferson @ Philadelphia, Sep. 14	100 YARDS RECEIVING	131 yards, DeVonta Smith @ Philadelphia, Sep. 14
* Never Has Happened *	FOUR TOUCHDOWN RECEPTIONS	4 tds, Marvin Jones Jr.: (16, 3, 10, 2) @ Detroit, Oct. 20
* Never Has Happened *	FIVE TOUCHDOWN RECEPTIONS	* Never Has Happened *
3 tds, Stefon Diggs: (62, 51, 11) vs. Philadelphia, Oct. 13	THREE TOUCHDOWN RECEPTIONS	3 tds, Davante Adams: (5, 1, 7) @ Green Bay, Nov. 1
2 tds, T.J. Hockenson: (5, 5) @ Philadelphia, Sep. 14	TWO TOUCHDOWN RECEPTIONS	2 tds, Tony Pollard: (30, 68) vs. Dallas, Nov. 20
Jermaine Wiggins: (1, 9)/Marcus Robinson: (16, 1) @ New Orleans, Oct. 17	TWO PLAYERS WITH TWO TD RECEPTIONS	* Never Has Happened *
159 yards, Justin Jefferson @ Philadelphia, Sep. 14	150 YARDS RECEIVING	162 yards, Garrett Wilson vs. N.Y. Jets, Dec. 4
11 , Justin Jefferson @ Philadelphia, Sep. 14	10 OR MORE RECEPTIONS	10 , Michael Pittman Jr. vs. Indianapolis, Dec. 17
117 yards, K.J. Osborn @ Chicago, Jan. 8	100-149 YARDS RECEIVING	131 yards, DeVonta Smith @ Philadelphia, Sep. 14
159 yards, Justin Jefferson @ Philadelphia, Sep. 14	150-199 YARDS RECEIVING	162 yards, Garrett Wilson vs. N.Y. Jets, Dec. 4
223 yards, Justin Jefferson @ Detroit, Dec. 11	200-299 YARDS RECEIVING	249 yards, Alshon Jeffery vs. Chicago, Dec. 1
* Never Has Happened *	300+ YARDS RECEIVING	* Never Has Happened *
COMBINED YARDS		
119 yards/357 yards, Dalvin Cook/Kirk Cousins @ Buffalo, Nov. 13	100-YARD RUSHER AND 300-YARD PASSER	155 yards/311 yards, Alvin Kamara/Drew Brees @ New Orleans, Dec. 25
159 yards/364 yards, Justin Jefferson/Kirk Cousins @ Philadelphia, Sep. 14	100-YARD RECEIVER AND 300-YARD PASSER	162 yards/369 yards, Garrett Wilson/Mike White vs. N.Y. Jets, Dec. 4
119 yards/193 yards, Dalvin Cook/Justin Jefferson @ Buffalo, Nov. 13	100-YARD RUSHER AND 100-YARD RECEIVER	175 yards/131 yards, D'Andre Swift/DeVonta Smith @ Philadelphia, Sep. 14
119 yards/357 yards/193 yards, Dalvin Cook/Kirk Cousins Justin Jefferson @ Buffalo, Nov. 13	100-YARD RUSHER, 300-YARD PASSER, 100-YARD RECEIVER	119 yards/321 yards/118 yards, Derrick Henry/Ryan Tannehill Kalif Raymond vs. Tennessee, Sep. 27
130 yards/114/103 yards, Dalvin Cook/Adam Thielen/Justin Jefferson @ Houston, Oct. 4	100-YARD RUSHER/TWO 100-YARD RECEIVERS	* Never Has Happened *
157/123 yards/460 yards, K.J. Osborn/Justin Jefferson/Kirk Cousins vs. Indianapolis, Dec. 17	TWO 100-YARD RECEIVERS/300-YARD PASSER	177/129 yards/329 yards, Tyreek Hill/Jaylen Waddle/Teddy Bridgewater @ Miami, Oct. 16
DEFENSE		
66 yards, Patrick Peterson: (5:10) (No Huddle, Shotgun) 14-A.Dalton pass deep left intended for 83-D.Newsome INTERCEPTED by 7-P.Peterson [79-K.Willekes] at MIN 34. 7-P.Peterson for 66 yards, TOUCHDOWN. vs. Chicago, Jan. 9	INTERCEPTED PASS RETURNED FOR A TOUCHDOWN	75 yards, Darnell Savage: (5:33) (Shotgun) 8-K.Cousins pass short middle intended for 87-T.Hockenson INTERCEPTED by 26-D.Savage (29-R.Douglas) at GB 25. 26-D.Savage for 75 yards, TOUCHDOWN. @ Green Bay, Jan. 1
0 yards, Eric Kendricks: (-:49) 68-B.Hart reported in as eligible. 17-J.Allen FUMBLES (Aborted) at BUF 1, RECOVERED by MIN-54-E.Kendricks at BUF 0. TOUCHDOWN. The Replay Official reviewed the loose ball recovery ruling, and the play was Upheld. The ruling on the field stands. @ Buffalo, Nov. 13	FUMBLE RETURNED FOR A TOUCHDOWN	29 yards, Justin Coleman: (2:49) (Shotgun) 8-K.Cousins sacked at MIN 18 for -7 yards (59-J.Martin). FUMBLES (59-J.Martin) [59-J.Martin], RECOVERED by SEA-28-J.Coleman at MIN 29. 28-J.Coleman for 29 yards, TOUCHDOWN. @ Seattle, Dec. 10
Ifeadi Odenigbo: (14:15) (Shotgun) 2-M.Glennon sacked in End Zone for -4 yards, SAFETY (95-I.Odenigbo). vs. Jacksonville, Dec. 6	SAFETY SCORED	DeForest Buckner: (5:01) (Shotgun) 8-K.Cousins sacked in End Zone for -5 yards, SAFETY (99-D.Buckner). @ Indianapolis, Sep. 20
Minnesota 16, Green Bay 0 @ Green Bay, Dec. 23	SHUTOUT	Green Bay 34, Minnesota 0 @ Green Bay, Nov. 11
* Never Has Happened *	FIVE+ SACK GAME	* Never Has Happened *
* Never Has Happened *	SIX+ SACK GAME	* Never Has Happened *
* Never Has Happened *	FIVE SACK GAME	* Never Has Happened *
4.5 sk, Jared Allen vs. Green Bay, Oct. 5	FOUR SACK GAME	4.0 sk, Leonard Little @ St. Louis, Nov. 30
3.0 sk, Danielle Hunter @ Philadelphia, Sep. 14	THREE SACK GAME	3.5 sk, Za'Darius Smith vs. Green Bay, Dec. 23
2.0 sk, Danielle Hunter vs. N.Y. Giants, Dec. 24	TWO SACK GAME	2.0 sk, Dayo Odeyingbo vs. Indianapolis, Dec. 17
* Never Has Happened *	TWO INTERCEPTIONS BY TEAMMATES	* Never Has Happened *
2 fr, Eric Kendricks vs. Green Bay, Dec. 23	TWO OPPONENT FUMBLE RECOVERIES	2 fr, Jeremy Chinn vs. Carolina, Nov. 29
100t yards, Xavier Rhodes vs. Arizona, Nov. 20	70+ YARD INTERCEPTION RETURN	75t yards, Darnell Savage @ Green Bay, Jan. 1
2 ints, Patrick Peterson @ Buffalo, Nov. 13	TWO INTERCEPTIONS	2 ints, Darius Slay @ Philadelphia, Sep. 19
3 ints, Darren Sharper @ N.Y. Giants, Nov. 13	THREE INTERCEPTIONS	3 ints, Deltha O'Neal @ Cincinnati, Sep. 18
* Never Has Happened *	FOUR INTERCEPTIONS	* Never Has Happened *
22 yards, Detroit 34, Minnesota 23 @ Detroit, Dec. 11	LESS THAN 25 RUSHING YARDS	20 yards, Detroit 26, Minnesota 23 vs. Detroit, Sep. 25
28 yards, Philadelphia 34, Minnesota 28 @ Philadelphia, Sep. 14	LESS THAN 50 RUSHING YARDS	45 yards, Minnesota 33, New England 26 vs. New England, Nov. 24
73 yards, Tampa Bay 20, Minnesota 17 vs. Tampa Bay, Sep. 10	LESS THAN 100 RUSHING YARDS	28 yards, Philadelphia 34, Minnesota 28 @ Philadelphia, Sep. 14
44 yards, Seattle 30, Minnesota 20 @ Seattle, Nov. 4	LESS THAN 50 NET PASSING YARDS	37 yards, Minnesota 41, Miami 17 vs. Miami, Dec. 16
61 yards, Minnesota 17, Chicago 9 @ Chicago, Dec. 20	LESS THAN 100 NET PASSING YARDS	37 yards, Minnesota 41, Miami 17 vs. Miami, Dec. 16
110 yards, Dallas 40, Minnesota 3 vs. Dallas, Nov. 20	LESS THAN 150 NET PASSING YARDS	141 yards, Minnesota 29, Chicago 13 @ Chicago, Jan. 8

THE LAST TIME - REGULAR SEASON

149 yards, Minnesota 19, Chicago 13 @ Chicago, Nov. 16	LESS THAN 150 YARDS NET OFFENSE	139 yards, Green Bay 23, Minnesota 10 vs. Green Bay, Dec. 23
149 yards, Minnesota 19, Chicago 13 @ Chicago, Nov. 16	LESS THAN 200 YARDS NET OFFENSE	183 yards, Dallas 40, Minnesota 3 vs. Dallas, Nov. 20
242 yards, Tampa Bay 20, Minnesota 17 vs. Tampa Bay, Sep. 10	LESS THAN 300 YARDS NET OFFENSE	287 yards, Minnesota 27, N.Y. Jets 22 vs. N.Y. Jets, Dec. 4
4 to, Philadelphia 34, Minnesota 28 @ Philadelphia, Sep. 14	FORCED FOUR TURNOVERS	4 to, Minnesota 33, Buffalo 30 @ Buffalo, Nov. 13
6 to, Detroit 34, Minnesota 28 @ Detroit, Dec. 11	FORCED FIVE+ TURNOVERS	7 to, Minnesota 39, L.A. Chargers 10 @ L.A. Chargers, Dec. 15
4 to, Philadelphia 34, Minnesota 28 @ Philadelphia, Sep. 14	AT LEAST ONE TURNOVER	1 to, Philadelphia 34, Minnesota 28 @ Philadelphia, Sep. 14
4 to, Minnesota 33, Buffalo 30 @ Buffalo, Nov. 13	FORCED THREE+ TURNOVERS	4 to, Philadelphia 34, Minnesota 28 @ Philadelphia, Sep. 14
SPECIAL TEAMS		
97 yards, Kene Nwangwu: 6-N.Folk kicks 62 yards from NE 35 to MIN 3. 26-K.Nwangwu for 97 yards, TOUCHDOWN. vs. New England, Nov. 24	KICKOFF RETURNED FOR A TOUCHDOWN	105 yards, Keisean Nixon: 1-G.Joseph kicks 70 yards from MIN 35 to GB -5. 25-K.Nixon for 105 yards, TOUCHDOWN. @ Green Bay, Jan. 1
79 yards, Marcus Sherels: (9:05) (Punt formation) 9-S.Lechler punts 57 yards to MIN 21, Center-46-J.Weeks. 35-M.Sherels for 79 yards, TOUCHDOWN. vs. Houston, Oct. 9	PUNT RETURNED FOR A TOUCHDOWN	61 yards, Brandon Powell: (7:22) 3-J.Berry punts 40 yards to LA 39, Center-42-A.DePaola. 19-B.Powell for 61 yards, TOUCHDOWN. PENALTY on MIN-22-H.Smith, Unsportsmanlike Conduct, 15 yards, enforced between downs. vs. L.A. Rams, Dec. 26
Kevin Williams: (6:31) 1-M.Gramatica 46 yard field goal is BLOCKED (93-K.Williams), Center-47-K.Houser, Holder-7-S.Weatherford, RECOVERED by MIN-26-A.Winfield at MIN 41. 26-A.Winfield for 59 yards, TOUCHDOWN. PENALTY on MIN-26-A.Winfield, Unsportsmanlike Conduct, 15 yards, enforced between downs. @ New Orleans, Oct. 6	BLOCKED FIELD GOAL RETURNED FOR A TOUCHDOWN	Chandler Jones: (:19) (Field Goal formation) 3-B.Walsh 48 yard field goal is BLOCKED (95-Cha.Jones), Center-46-C.Loeffler, Holder-18-J.Locke, RECOVERED by NE-95-Cha.Jones at NE 42. 95-Cha.Jones for 58 yards, TOUCHDOWN. vs. New England, Sep. 14
Jasper Brinkley: (9:45) (Punt formation) 8-B.Nortman punt is BLOCKED by 54-J.Brinkley, Center-44-J.Jansen, RECOVERED by MIN-97-E.Griffen at CAR 43. 97-E.Griffen for 43 yards, TOUCHDOWN. vs. Carolina, Nov. 30	BLOCKED PUNT RETURNED FOR A TOUCHDOWN	Ifeadi Odenigbo: (8:20) 14-R.Wright punt is BLOCKED by 59-I.Odenigbo, Center-42-A.DePaola, RECOVERED by IND-57-J.Domann at MIN 24. 57-J.Domann for 24 yards, TOUCHDOWN. vs. Indianapolis, Dec. 17
50 yards, Greg Joseph: (15:00) 1-G.Joseph 50 yard field goal is GOOD, Center-42-A.DePaola, Holder-14-R.Wright. @ Chicago, Jan. 8	MADE FIELD GOAL OF 50 YARDS OR LONGER	61 yards, Jake Elliott: (:04) 4-J.Elliott 61 yard field goal is GOOD, Center-45-R.Lovato, Holder-10-A.Siposs. @ Philadelphia, Sep. 14
56 yards, Greg Joseph: (:03) 1-G.Joseph 56 yard field goal is BLOCKED (95-L.Fotu), Center-42-A.DePaola, Holder-14-R.Wright. vs. Arizona, Oct. 30	BLOCKED FIELD GOAL	41 yards, Jake Elliott: (3:26) 4-J.Elliott 41 yard field goal is BLOCKED (7-P.Peterson), Center-45-R.Lovato, Holder-8-A.Siposs, RECOVERED by MIN-29-K.Boyd at MIN 43. 29-K.Boyd to PHI 30 for 27 yards (8-A.Siposs). @ Philadelphia, Sep. 19
Ryan Wright: (8:20) 14-R.Wright punt is BLOCKED by 59-I.Odenigbo, Center-42-A.DePaola, RECOVERED by IND-57-J.Domann at MIN 24. 57-J.Domann for 24 yards, TOUCHDOWN. vs. Indianapolis, Dec. 17	BLOCKED PUNT	Pat O'Donnell: (11:59) 16-P.O'Donnell punt is BLOCKED by 44-J.Metellus, Center-56-J.Coco, recovered by GB-6-D.Leavitt at GB 4. 6-D.Leavitt to GB 1 for -3 yards (91-P.Jones). @ Green Bay, Jan. 1
Greg Joseph: 1-G.Joseph extra point is No Good, Wide Right, Center-42-A.DePaola, Holder-14-R.Wright. @ Chicago, Jan. 8	MISSED POINT AFTER TOUCHDOWN ATTEMPT	Matt Prater: 5-M.Prater extra point is No Good, Wide Left, Center-48-D.Muhlbach, Holder-3-J.Fox. @ Detroit, Jan. 3
Greg Zuerlein [Eric Wilson blocked]: 2-G.Zuerlein extra point is Blocked (50-E.Wilson), Center-91-L.Ladouceur, Holder-1-H.Niswander. vs. Dallas, Nov. 22	POINT AFTER TOUCHDOWN ATTEMPT BLOCKED	Dan Bailey [Tony Brown blocked]: 5-D.Bailey extra point is Blocked (28-T.Brown), Center-58-A.Cutting, Holder-2-B.Colquitt. @ Green Bay, Sep. 15
Jayron Kears: 2-K.Forbath kicks inside 12 yards from MIN 35 to MIN 47. RECOVERED by MIN-27-J.Kears. @ Green Bay, Dec. 24	SUCCESSFUL INSIDE KICK	Sherrick McManis: 9-R.Gould kicks inside 12 yards from CHI 35 to CHI 47. RECOVERED by CHI-27-S.McManis. vs. Chicago, Dec. 20
5 fg, Greg Joseph: (28, 36, 24, 46, 47) @ New Orleans, Oct. 2	FIVE FIELD GOALS	5 fg, Chase McLaughlin: (26, 28, 49, 27, 52) vs. Indianapolis, Dec. 17
6 fg, Kai Forbath: (52, 51, 43, 43, 34, 32) vs. Baltimore, Oct. 22	SIX FIELD GOALS	6 fg, Stephen Gostkowski: (39, 31, 30, 51, 54, 55) vs. Tennessee, Sep. 27
50 yards, Greg Joseph: (3:43) 1-G.Joseph 41 yard field goal is GOOD, Center-42-A.DePaola, Holder-14-R.Wright. @ Chicago, Jan. 8	50-59 YARD FIELD GOAL	57 yards, Chase McLaughlin: (5:15) 4-C.McLaughlin 57 yard field goal is GOOD, Center-97-Z.Triner, Holder-5-J.Camarda. vs. Tampa Bay, Sep. 10
4 fg, Greg Joseph: (38, 38, 55, 54) vs. Detroit, Oct. 10	FOUR FIELD GOALS	4 fg, Nick Folk: (34, 46, 23, 25) vs. New England, Nov. 24
61 yards, Greg Joseph: (:04) 1-G.Joseph 61 yard field goal is GOOD, Center-42-A.DePaola, Holder-14-R.Wright. vs. N.Y. Giants, Dec. 24	60+ YARD FIELD GOAL	61 yards, Jake Elliott: (:04) 4-J.Elliott 61 yard field goal is GOOD, Center-45-R.Lovato, Holder-10-A.Siposs. @ Philadelphia, Sep. 14
3 fg, Greg Joseph: (28, 50, 41) @ Chicago, Jan. 8	THREE FIELD GOALS	3 fg, Graham Gano: (44, 44, 55) vs. N.Y. Giants, Dec. 24
54t yards, Marcus Sherels @ Carolina, Sep. 25	50-69 YARD PUNT RETURN	61t yards, Brandon Powell vs. L.A. Rams, Dec. 26
70 yards, Marcus Sherels vs. Miami, Dec. 16	70-89 YARD PUNT RETURN	80t yards, Randall Cobb @ Green Bay, Nov. 14
63 yds, Ryan Wright vs. Indianapolis, Dec. 17	60-69 YARD PUNT	63 yds, Jake Camarda vs. Tampa Bay, Sep. 10
91t yards, Nate Burleson @ Indianapolis, Nov. 8	90+ YARD PUNT RETURN	93t yards, Micah Hyde vs. Green Bay, Oct. 27
73 yds, Ryan Wright @ Miami, Oct. 16	70+ YARD PUNT	72 yds, Pat O'Donnell @ Chicago, Dec. 20
53 yards, Cordarelle Patterson @ Jacksonville, Dec. 11	50-69 YARD KICKOFF RETURN	52 yards, Corey Ballentine @ N.Y. Giants, Oct. 6
10 punts, Ryan Wright @ Miami, Oct. 16	PUNTED 10+ TIMES	* Never Has Happened *
70 yards, Cordarelle Patterson @ Green Bay, Jan. 3	70-89 YARD KICKOFF RETURN	70 yards, Jamal Agnew @ Detroit, Jan. 3
97t yards, Kene Nwangwu vs. New England, Nov. 24	90+ YARD KICKOFF RETURN	105t yards, Keisean Nixon @ Green Bay, Jan. 1
TEAM/MISCELLANEOUS		
518 yards, Minnesota 518, Indianapolis 341 vs. Indianapolis, Dec. 17	500 TOTAL YARDS OF OFFENSE	500 yards, Baltimore 500, Minnesota 318 @ Baltimore, Nov. 7

THE LAST TIME - REGULAR SEASON

482 yards, Minnesota 482, Chicago 259 @ Chicago, Jan. 8	400 TOTAL YARDS OF OFFENSE	430 yards, Philadelphia 430, Minnesota 374 @ Philadelphia, Sep. 14
ST: (3:23) (Shotgun) C.Palmer pass short left intended for Jo.Brown INTERCEPTED by X.Rhodes at MIN 0. X.Rhodes for 100 yards, TOUCHDOWN.DEF: (7:19) M.Asiate up the middle to ARZ 1 for 1 yard (D.Bucannon; J.Mauro). Minnesota challenged the runner was down by contact ruling, and the play was REVERSED. M.Asiate up the middle for 2 yards, TOUCHDOWN.DEF: (10:30) (Shotgun) S.Bradford pass incomplete deep right to A.Thielen. Minnesota challenged the incomplete pass ruling, and the play was REVERSED. (Shotgun) S.Bradford pass deep right to A.Thielen for 16 yards, TOUCHDOWN.OFF: C.Catanzaro kicks 69 yards from ARZ 35 to MIN -4. C.Patterson for 104 yards, TOUCHDOWN. vs. Arizona, Nov. 20	TOUCHDOWN ON OFFENSE, DEFENSE AND SPECIAL TEAMS	ST: (2:48) (Shotgun) A.Rodgers pass deep right to R.Tonyan for 21 yards, TOUCHDOWN.ST: (15:00) A.Dillon left tackle for 2 yards, TOUCHDOWN.ST: (9:31) A.Rodgers scrambles right end for 2 yards, TOUCHDOWN.DEF: (5:33) (Shotgun) K.Cousins pass short middle intended for T.Hockenson INTERCEPTED by D.Savage (R.Douglas) at GB 25. D.Savage for 75 yards, TOUCHDOWN.OFF: G.Joseph kicks 70 yards from MIN 35 to GB -5. K.Nixon for 105 yards, TOUCHDOWN. @ Green Bay, Jan. 1
Kirk Cousins: (Pass formation) TWO-POINT CONVERSION ATTEMPT. 8-K.Cousins pass to 87-T.Hockenson is complete. ATTEMPT SUCCEEDS. vs. Indianapolis, Dec. 17	MADE TWO-POINT CONVERSION	Daniel Jones: TWO-POINT CONVERSION ATTEMPT. 8-D.Jones pass to 82-D.Bellinger is complete. ATTEMPT SUCCEEDS. vs. N.Y. Giants, Dec. 24
Kirk Cousins: TWO-POINT CONVERSION ATTEMPT. 8-K.Cousins pass to 19-A.Thielen is complete. ATTEMPT FAILS. MIN-19-A.Thielen was injured during the play. @ Detroit, Dec. 11	FAILED TWO-POINT CONVERSION	Tim Boyle: TWO-POINT CONVERSION ATTEMPT. 17-T.Boyle pass to 85-C.Kmet is incomplete. ATTEMPT FAILS. Penalty on CHI-72-A.Leatherwood, Illegal Formation, declined. @ Chicago, Jan. 8
* Never Has Happened *	50 POINTS	New Orleans 52, Minnesota 33 @ New Orleans, Dec. 25
Minnesota 42, Detroit 30 @ Detroit, Oct. 20	40 POINTS	Green Bay 41, Minnesota 17 @ Green Bay, Jan. 1
Minnesota 39, Indianapolis 36 vs. Indianapolis, Dec. 17	OVERTIME WIN	Baltimore 34, Minnesota 31 @ Baltimore, Nov. 7
Baltimore 34, Minnesota 31 @ Baltimore, Nov. 7	OVERTIME LOSS	Minnesota 39, Indianapolis 36 vs. Indianapolis, Dec. 17
Green Bay 29, Minnesota 29 @ Green Bay, Sep. 16	OVERTIME TIE	Green Bay 29, Minnesota 29 @ Green Bay, Sep. 16
Minnesota 21, Miami 0 vs. Miami, Dec. 16	20 FIRST-QUARTER POINTS	Detroit 21, Minnesota 7 @ Detroit, Dec. 11
Minnesota 21, Washington 7 @ Washington, Nov. 12	20 SECOND-QUARTER POINTS	Detroit 20, Minnesota 0 @ Detroit, Dec. 5
* Never Has Happened *	20 THIRD-QUARTER POINTS	San Francisco 20, Minnesota 12 @ San Francisco, Nov. 28
Minnesota 22, Indianapolis 0 vs. Indianapolis, Dec. 17	20 FOURTH-QUARTER POINTS	Pittsburgh 21, Minnesota 7 vs. Pittsburgh, Dec. 9
* Never Has Happened *	SHUTOUT AT HOME	* Never Has Happened *
Minnesota 16, Green Bay 0 @ Green Bay, Dec. 23	SHUTOUT ON THE ROAD	Green Bay 34, Minnesota 0 @ Green Bay, Nov. 11
Minnesota 39, Indianapolis 36 vs. Indianapolis, Dec. 17	OVERTIME WIN AT HOME	Detroit 22, Minnesota 16 vs. Detroit, Nov. 6
Minnesota 33, Buffalo 30 @ Buffalo, Nov. 13	OVERTIME WIN ON THE ROAD	Baltimore 34, Minnesota 31 @ Baltimore, Nov. 7
10 pen, Minnesota 34, Arizona 26 vs. Arizona, Oct. 30	10 PENALTIES	11 pen, Minnesota 39, Indianapolis 36 vs. Indianapolis, Dec. 17
3 td, Minnesota 29, Chicago 13 (10:16) K.Cousins pass short right to A.Thielen for 4 yards, TOUCHDOWN. (9:24) K.Hinton reported in as eligible. A.Mattison right tackle for 1 yard, TOUCHDOWN. (9:28) (No Huddle) A.Mattison left tackle for 1 yard, TOUCHDOWN. @ Chicago, Jan. 8	THREE TOTAL TOUCHDOWNS	3 td, Minnesota 39, Indianapolis 36 (8:20) R.Wright punt is BLOCKED by I.Odenigbo, Center-A.DePaola, RECOVERED by IND-J.Domann at MIN 24. J.Domann for 24 yards, TOUCHDOWN. (3:55) M.Ryan pass short right to D.Jackson for 1 yard, TOUCHDOWN. (5:57) (Shotgun) K.Cousins pass short middle intended for J.Reagor INTERCEPTED by J.Blackmon at MIN 17. J.Blackmon for 17 yards, TOUCHDOWN. vs. Indianapolis, Dec. 17
0 to, Minnesota 27, N.Y. Giants 24 vs. N.Y. Giants, Dec. 24	NO TURNOVERS	0 to, Tampa Bay 20, Minnesota 17 vs. Tampa Bay, Sep. 10
4 td, Philadelphia 34, Minnesota 28 (10:45) K.Cousins pass short left to T.Hockenson for 5 yards, TOUCHDOWN. (9:18) (Shotgun) K.Cousins pass deep middle to J.Addison for 62 yards, TOUCHDOWN. (7:47) K.Cousins pass short left to K.Osborn for 10 yards, TOUCHDOWN [J.Sweat]. (1:14) (No Huddle, Shotgun) K.Cousins pass short right to T.Hockenson for 5 yards, TOUCHDOWN. @ Philadelphia, Sep. 14	FOUR TOTAL TOUCHDOWNS	4 td, Philadelphia 34, Minnesota 28 (2:46) J.Hurts up the middle for 1 yard, TOUCHDOWN. (13:55) (No Huddle) J.Hurts up the middle for 1 yard, TOUCHDOWN. (11:02) (Shotgun) J.Hurts pass deep left to D.Smith for 63 yards, TOUCHDOWN. (4:18) (Shotgun) D.Swift left tackle for 2 yards, TOUCHDOWN. @ Philadelphia, Sep. 14
40:55 TOP, Minnesota 36, Chicago 10 vs. Chicago, Nov. 29	OVER 40:00 TIME OF POSSESSION (NON-OT)	41:16 TOP, Green Bay 43, Minnesota 34 vs. Green Bay, Sep. 13
@ Baltimore, Nov. 7	NO SACKS/NO INTERCEPTIONS ALLOWED	@ Detroit, Dec. 11
(7, 9, 7, 10 Points), Minnesota 33, New England 26 vs. New England, Nov. 24	SCORE TOUCHDOWN IN EACH QUARTER	(7, 7, 7, 13 Points), Detroit 34, Minnesota 23 @ Detroit, Dec. 11
36 (second half), Minnesota 39, Indianapolis 36 vs. Indianapolis, Dec. 17	30 ONE-HALF POINTS	33 (first half), Minnesota 39, Indianapolis 36 vs. Indianapolis, Dec. 17
Minnesota 39, L.A. Chargers 10 @ L.A. Chargers, Dec. 15	WON GAME BY 20+ POINTS	Green Bay 41, Minnesota 17 @ Green Bay, Jan. 1

THE LAST TIME - PLAYOFFS

BY VIKINGS		BY OPPONENT
PASSING		
* Never Has Happened *	500 YARDS PASSING	* Never Has Happened *
44 att., Kirk Cousins @ Philadelphia, Sep. 14	40+ PASS ATTEMPTS	42 att., Daniel Jones vs. N.Y. Giants, Dec. 24
54 att., Kirk Cousins vs. Indianapolis, Dec. 17	50+ PASS ATTEMPTS	57 att., Mike White vs. N.Y. Jets, Dec. 4
460 yards, Kirk Cousins vs. Indianapolis, Dec. 17	400 YARDS PASSING	400 yards, Kyler Murray @ Arizona, Sep. 19
364 yards, Kirk Cousins @ Philadelphia, Sep. 14	300 YARDS PASSING	334 yards, Daniel Jones vs. N.Y. Giants, Dec. 24
* Never Has Happened *	SIX TOUCHDOWN PASSES	* Never Has Happened *
* Never Has Happened *	SEVEN TOUCHDOWN PASSES	* Never Has Happened *
5 tds, Daunte Culpepper @ New Orleans, Oct. 17	FIVE+ TOUCHDOWN PASSES	5 tds, Jared Goff @ L.A. Rams, Sep. 27
5 tds, Daunte Culpepper: (1, 43, 16, 9, 1) @ New Orleans, Oct. 17	FIVE TOUCHDOWN PASSES	5 tds, Jared Goff: (8, 70, 19, 47, 31) @ L.A. Rams, Sep. 27
4 tds, Kirk Cousins: (5, 62, 10, 5) @ Philadelphia, Sep. 14	FOUR TOUCHDOWN PASSES	4 tds, Aaron Rodgers: (25, 10, 18, 75) vs. Green Bay, Nov. 21
3 tds, Kirk Cousins: (12, 15, 17) vs. N.Y. Giants, Dec. 24	THREE TOUCHDOWN PASSES	3 tds, Jared Goff: (41, 48, 5) @ Detroit, Dec. 11
* Never Has Happened *	FOUR OR MORE INTERCEPTION GAME	* Never Has Happened *
3 ints, Darren Sharper @ N.Y. Giants, Nov. 13	THREE INTERCEPTION GAME	3 ints, Deltha O'Neal @ Cincinnati, Sep. 18
2 ints, Patrick Peterson @ Buffalo, Nov. 13	TWO INTERCEPTION GAME	2 ints, Darius Slay @ Philadelphia, Sep. 19
* Never Has Happened *	SEVEN+ INTERCEPTIONS THROWN	* Never Has Happened *
* Never Has Happened *	SIX INTERCEPTIONS THROWN	* Never Has Happened *
5 ints, Daunte Culpepper @ Cincinnati, Sep. 18	FIVE INTERCEPTIONS THROWN	5 ints, Ryan Fitzpatrick vs. St. Louis, Dec. 11
4 ints, Matt Cassel vs. New England, Sep. 14	FOUR INTERCEPTIONS THROWN	4 ints, Eli Manning @ N.Y. Giants, Nov. 25
3 ints, Kirk Cousins @ Green Bay, Jan. 1	THREE INTERCEPTIONS THROWN	3 ints, Matthew Stafford vs. L.A. Rams, Dec. 26
2 ints, Kirk Cousins vs. Indianapolis, Dec. 17	TWO INTERCEPTIONS THROWN	2 ints, Tim Boyle @ Chicago, Jan. 8
RUSHING		
* Never Has Happened *	300 YARDS RUSHING	* Never Has Happened *
205 yards, Dalvin Cook vs. Pittsburgh, Dec. 9	200+ YARDS RUSHING	* Never Has Happened *
205 yards, Dalvin Cook vs. Pittsburgh, Dec. 9	200 YARDS RUSHING	* Never Has Happened *
163 yards, Dalvin Cook @ Green Bay, Nov. 1	150-199 YARDS RUSHING	175 yards, D'Andre Swift @ Philadelphia, Sep. 14
119 yards, Dalvin Cook @ Buffalo, Nov. 13	100 YARDS RUSHING	175 yards, D'Andre Swift @ Philadelphia, Sep. 14
119 yards, Dalvin Cook @ Buffalo, Nov. 13	100-149 YARDS RUSHING	111 yards, Aaron Jones @ Green Bay, Jan. 1
* Never Has Happened *	TWO 100-YARD RUSHERS	116 yards/103 yards, Brandon Jacobs/Ahmad Bradshaw vs. N.Y. Giants, Dec. 13
* Never Has Happened *	FIVE TOUCHDOWNS RUSHING	6 tds, Alvin Kamara: (40, 1, 5, 6, 7, 3) @ New Orleans, Dec. 25
* Never Has Happened *	FOUR TOUCHDOWNS RUSHING	6 tds, Alvin Kamara: (40, 1, 5, 6, 7, 3) @ New Orleans, Dec. 25
3 tds, Dalvin Cook: (21, 1, 1) @ Green Bay, Nov. 1	THREE TOUCHDOWNS RUSHING	3 tds, Jonathan Stewart: (60, 1, 1) @ Carolina, Dec. 10
2 tds, Alexander Mattison: (1, 1) @ Chicago, Jan. 8	TWO TOUCHDOWNS RUSHING	2 tds, Jalen Hurts: (1, 1) @ Philadelphia, Sep. 14
* Never Has Happened *	TWO PLAYERS WITH TWO TD RUSHING	Michael Cloud: (1, 2)/Tiki Barber: (2, 5) vs. N.Y. Giants, Oct. 31
Dalvin Cook: (4)/Alexander Mattison: (7)/Kirk Cousins: (17) vs. Arizona, Oct. 30	THREE PLAYERS WITH ONE TD RUSHING	Troy Edwards/Amos Zereoue/Jerome Bettis @ Pittsburgh, Dec. 2
205 yards, Dalvin Cook vs. Pittsburgh, Dec. 9	150 YARDS RUSHING	175 yards, D'Andre Swift @ Philadelphia, Sep. 14
32 att., Dalvin Cook vs. Jacksonville, Dec. 6	30+ RUSHING ATTEMPTS	32 att., David Montgomery vs. Chicago, Dec. 20
54 yards, Alexander Mattison @ Chicago, Jan. 8	50-74 YARD RUSHING	50 yards, Khalil Herbert @ Chicago, Jan. 8
95 yards, Dalvin Cook vs. Indianapolis, Dec. 17	75+ YARD RUSHING	175 yards, D'Andre Swift @ Philadelphia, Sep. 14
32 att., Dalvin Cook vs. Jacksonville, Dec. 6	30-39 RUSHING ATTEMPTS	32 att., David Montgomery vs. Chicago, Dec. 20
* Never Has Happened *	40+ RUSHING ATTEMPTS	* Never Has Happened *
* Never Has Happened *	400 YARDS RUSHING (TEAM)	* Never Has Happened *
378 yards, Minnesota 35, L.A. Chargers 17 vs. San Diego, Nov. 4	300 YARDS RUSHING (TEAM)	* Never Has Happened *
242 yards, Minnesota 36, Pittsburgh 28 vs. Pittsburgh, Dec. 9	200 YARDS RUSHING (TEAM)	259 yards, Philadelphia 34, Minnesota 28 @ Philadelphia, Sep. 14
242 yards, Minnesota 36, Pittsburgh 28 vs. Pittsburgh, Dec. 9	200-299 YARDS RUSHING (TEAM)	259 yards, Philadelphia 34, Minnesota 28 @ Philadelphia, Sep. 14
242 yards, Minnesota 36, Pittsburgh 28 vs. Pittsburgh, Dec. 9	200+ YARDS RUSHING (TEAM)	259 yards, Philadelphia 34, Minnesota 28 @ Philadelphia, Sep. 14
378 yards, Minnesota 35, L.A. Chargers 17 vs. San Diego, Nov. 4	300+ YARDS RUSHING (TEAM)	* Never Has Happened *
RECEIVING		

THE LAST TIME - PLAYOFFS

133 yards/109 yards, Justin Jefferson/T.J. Hockenson vs. N.Y. Giants, Dec. 24	TWO 100-YARD RECEIVERS	177 yards/129 yards, Tyreek Hill/Jaylen Waddle @ Miami, Oct. 16
223 yards, Justin Jefferson @ Detroit, Dec. 11	200 YARDS RECEIVING	249 yards, Alshon Jeffery vs. Chicago, Dec. 1
159 yards, Justin Jefferson @ Philadelphia, Sep. 14	100 YARDS RECEIVING	131 yards, DeVonta Smith @ Philadelphia, Sep. 14
* Never Has Happened *	FOUR TOUCHDOWN RECEPTIONS	4 tds, Marvin Jones Jr.: (16, 3, 10, 2) @ Detroit, Oct. 20
* Never Has Happened *	FIVE TOUCHDOWN RECEPTIONS	* Never Has Happened *
3 tds, Stefon Diggs: (62, 51, 11) vs. Philadelphia, Oct. 13	THREE TOUCHDOWN RECEPTIONS	3 tds, Davante Adams: (5, 1, 7) @ Green Bay, Nov. 1
2 tds, T.J. Hockenson: (5, 5) @ Philadelphia, Sep. 14	TWO TOUCHDOWN RECEPTIONS	2 tds, Tony Pollard: (30, 68) vs. Dallas, Nov. 20
Jermaine Wiggins: (1, 9)/Marcus Robinson: (16, 1) @ New Orleans, Oct. 17	TWO PLAYERS WITH TWO TD RECEPTIONS	* Never Has Happened *
159 yards, Justin Jefferson @ Philadelphia, Sep. 14	150 YARDS RECEIVING	162 yards, Garrett Wilson vs. N.Y. Jets, Dec. 4
11 , Justin Jefferson @ Philadelphia, Sep. 14	10 OR MORE RECEPTIONS	10 , Michael Pittman Jr. vs. Indianapolis, Dec. 17
117 yards, K.J. Osborn @ Chicago, Jan. 8	100-149 YARDS RECEIVING	131 yards, DeVonta Smith @ Philadelphia, Sep. 14
159 yards, Justin Jefferson @ Philadelphia, Sep. 14	150-199 YARDS RECEIVING	162 yards, Garrett Wilson vs. N.Y. Jets, Dec. 4
223 yards, Justin Jefferson @ Detroit, Dec. 11	200-299 YARDS RECEIVING	249 yards, Alshon Jeffery vs. Chicago, Dec. 1
* Never Has Happened *	300+ YARDS RECEIVING	* Never Has Happened *
COMBINED YARDS		
119 yards/357 yards, Dalvin Cook/Kirk Cousins @ Buffalo, Nov. 13	100-YARD RUSHER AND 300-YARD PASSER	155 yards/311 yards, Alvin Kamara/Drew Brees @ New Orleans, Dec. 25
159 yards/364 yards, Justin Jefferson/Kirk Cousins @ Philadelphia, Sep. 14	100-YARD RECEIVER AND 300-YARD PASSER	162 yards/369 yards, Garrett Wilson/Mike White vs. N.Y. Jets, Dec. 4
119 yards/193 yards, Dalvin Cook/Justin Jefferson @ Buffalo, Nov. 13	100-YARD RUSHER AND 100-YARD RECEIVER	175 yards/131 yards, D'Andre Swift/DeVonta Smith @ Philadelphia, Sep. 14
119 yards/357 yards/193 yards, Dalvin Cook/Kirk Cousins Justin Jefferson @ Buffalo, Nov. 13	100-YARD RUSHER, 300-YARD PASSER, 100-YARD RECEIVER	119 yards/321 yards/118 yards, Derrick Henry/Ryan Tannehill Kalif Raymond vs. Tennessee, Sep. 27
130 yards/114/103 yards, Dalvin Cook/Adam Thielen/Justin Jefferson @ Houston, Oct. 4	100-YARD RUSHER/TWO 100-YARD RECEIVERS	* Never Has Happened *
157/123 yards/460 yards, K.J. Osborn/Justin Jefferson/Kirk Cousins vs. Indianapolis, Dec. 17	TWO 100-YARD RECEIVERS/300-YARD PASSER	177/129 yards/329 yards, Tyreek Hill/Jaylen Waddle/Teddy Bridgewater @ Miami, Oct. 16
DEFENSE		
66 yards, Patrick Peterson: (5:10) (No Huddle, Shotgun) 14-A.Dalton pass deep left intended for 83-D.Newsome INTERCEPTED by 7-P.Peterson [79-K.Willekes] at MIN 34. 7-P.Peterson for 66 yards, TOUCHDOWN. vs. Chicago, Jan. 9	INTERCEPTED PASS RETURNED FOR A TOUCHDOWN	75 yards, Darnell Savage: (5:33) (Shotgun) 8-K.Cousins pass short middle intended for 87-T.Hockenson INTERCEPTED by 26-D.Savage (29-R.Douglas) at GB 25. 26-D.Savage for 75 yards, TOUCHDOWN. @ Green Bay, Jan. 1
0 yards, Eric Kendricks: (-:49) 68-B.Hart reported in as eligible. 17-J.Allen FUMBLES (Aborted) at BUF 1, RECOVERED by MIN-54-E.Kendricks at BUF 0. TOUCHDOWN. The Replay Official reviewed the loose ball recovery ruling, and the play was Upheld. The ruling on the field stands. @ Buffalo, Nov. 13	FUMBLE RETURNED FOR A TOUCHDOWN	29 yards, Justin Coleman: (2:49) (Shotgun) 8-K.Cousins sacked at MIN 18 for -7 yards (59-J.Martin). FUMBLES (59-J.Martin) [59-J.Martin], RECOVERED by SEA-28-J.Coleman at MIN 29. 28-J.Coleman for 29 yards, TOUCHDOWN. @ Seattle, Dec. 10
Ifeadi Odenigbo: (14:15) (Shotgun) 2-M.Glennon sacked in End Zone for -4 yards, SAFETY (95-I.Odenigbo). vs. Jacksonville, Dec. 6	SAFETY SCORED	DeForest Buckner: (5:01) (Shotgun) 8-K.Cousins sacked in End Zone for -5 yards, SAFETY (99-D.Buckner). @ Indianapolis, Sep. 20
Minnesota 16, Green Bay 0 @ Green Bay, Dec. 23	SHUTOUT	Green Bay 34, Minnesota 0 @ Green Bay, Nov. 11
* Never Has Happened *	FIVE+ SACK GAME	* Never Has Happened *
* Never Has Happened *	SIX+ SACK GAME	* Never Has Happened *
* Never Has Happened *	FIVE SACK GAME	* Never Has Happened *
4.5 sk, Jared Allen vs. Green Bay, Oct. 5	FOUR SACK GAME	4.0 sk, Leonard Little @ St. Louis, Nov. 30
3.0 sk, Danielle Hunter @ Philadelphia, Sep. 14	THREE SACK GAME	3.5 sk, Za'Darius Smith vs. Green Bay, Dec. 23
2.0 sk, Danielle Hunter vs. N.Y. Giants, Dec. 24	TWO SACK GAME	2.0 sk, Dayo Odeyingbo vs. Indianapolis, Dec. 17
* Never Has Happened *	TWO INTERCEPTIONS BY TEAMMATES	* Never Has Happened *
2 fr, Eric Kendricks vs. Green Bay, Dec. 23	TWO OPPONENT FUMBLE RECOVERIES	2 fr, Jeremy Chinn vs. Carolina, Nov. 29
100t yards, Xavier Rhodes vs. Arizona, Nov. 20	70+ YARD INTERCEPTION RETURN	75t yards, Darnell Savage @ Green Bay, Jan. 1
2 ints, Patrick Peterson @ Buffalo, Nov. 13	TWO INTERCEPTIONS	2 ints, Darius Slay @ Philadelphia, Sep. 19
3 ints, Darren Sharper @ N.Y. Giants, Nov. 13	THREE INTERCEPTIONS	3 ints, Deltha O'Neal @ Cincinnati, Sep. 18
* Never Has Happened *	FOUR INTERCEPTIONS	* Never Has Happened *
22 yards, Detroit 34, Minnesota 23 @ Detroit, Dec. 11	LESS THAN 25 RUSHING YARDS	20 yards, Detroit 26, Minnesota 23 vs. Detroit, Sep. 25
28 yards, Philadelphia 34, Minnesota 28 @ Philadelphia, Sep. 14	LESS THAN 50 RUSHING YARDS	45 yards, Minnesota 33, New England 26 vs. New England, Nov. 24
73 yards, Tampa Bay 20, Minnesota 17 vs. Tampa Bay, Sep. 10	LESS THAN 100 RUSHING YARDS	28 yards, Philadelphia 34, Minnesota 28 @ Philadelphia, Sep. 14
44 yards, Seattle 30, Minnesota 20 @ Seattle, Nov. 4	LESS THAN 50 NET PASSING YARDS	37 yards, Minnesota 41, Miami 17 vs. Miami, Dec. 16
61 yards, Minnesota 17, Chicago 9 @ Chicago, Dec. 20	LESS THAN 100 NET PASSING YARDS	37 yards, Minnesota 41, Miami 17 vs. Miami, Dec. 16
110 yards, Dallas 40, Minnesota 3 vs. Dallas, Nov. 20	LESS THAN 150 NET PASSING YARDS	141 yards, Minnesota 29, Chicago 13 @ Chicago, Jan. 8

THE LAST TIME - PLAYOFFS

149 yards, Minnesota 19, Chicago 13 @ Chicago, Nov. 16	LESS THAN 150 YARDS NET OFFENSE	139 yards, Green Bay 23, Minnesota 10 vs. Green Bay, Dec. 23
149 yards, Minnesota 19, Chicago 13 @ Chicago, Nov. 16	LESS THAN 200 YARDS NET OFFENSE	183 yards, Dallas 40, Minnesota 3 vs. Dallas, Nov. 20
242 yards, Tampa Bay 20, Minnesota 17 vs. Tampa Bay, Sep. 10	LESS THAN 300 YARDS NET OFFENSE	287 yards, Minnesota 27, N.Y. Jets 22 vs. N.Y. Jets, Dec. 4
4 to, Philadelphia 34, Minnesota 28 @ Philadelphia, Sep. 14	FORCED FOUR TURNOVERS	4 to, Minnesota 33, Buffalo 30 @ Buffalo, Nov. 13
6 to, Detroit 34, Minnesota 28 @ Detroit, Dec. 11	FORCED FIVE+ TURNOVERS	7 to, Minnesota 39, L.A. Chargers 10 @ L.A. Chargers, Dec. 15
4 to, Philadelphia 34, Minnesota 28 @ Philadelphia, Sep. 14	AT LEAST ONE TURNOVER	1 to, Philadelphia 34, Minnesota 28 @ Philadelphia, Sep. 14
4 to, Minnesota 33, Buffalo 30 @ Buffalo, Nov. 13	FORCED THREE+ TURNOVERS	4 to, Philadelphia 34, Minnesota 28 @ Philadelphia, Sep. 14
SPECIAL TEAMS		
97 yards, Kene Nwangwu: 6-N.Folk kicks 62 yards from NE 35 to MIN 3. 26-K.Nwangwu for 97 yards, TOUCHDOWN. vs. New England, Nov. 24	KICKOFF RETURNED FOR A TOUCHDOWN	105 yards, Keisean Nixon: 1-G.Joseph kicks 70 yards from MIN 35 to GB -5. 25-K.Nixon for 105 yards, TOUCHDOWN. @ Green Bay, Jan. 1
79 yards, Marcus Sherels: (9:05) (Punt formation) 9-S.Lechler punts 57 yards to MIN 21, Center-46-J.Weeks. 35-M.Sherels for 79 yards, TOUCHDOWN. vs. Houston, Oct. 9	PUNT RETURNED FOR A TOUCHDOWN	61 yards, Brandon Powell: (7:22) 3-J.Berry punts 40 yards to LA 39, Center-42-A.DePaola. 19-B.Powell for 61 yards, TOUCHDOWN. PENALTY on MIN-22-H.Smith, Unsportsmanlike Conduct, 15 yards, enforced between downs. vs. L.A. Rams, Dec. 26
Kevin Williams: (6:31) 1-M.Gramatica 46 yard field goal is BLOCKED (93-K.Williams), Center-47-K.Houser, Holder-7-S.Weatherford, RECOVERED by MIN-26-A.Winfield at MIN 41. 26-A.Winfield for 59 yards, TOUCHDOWN. PENALTY on MIN-26-A.Winfield, Unsportsmanlike Conduct, 15 yards, enforced between downs. @ New Orleans, Oct. 6	BLOCKED FIELD GOAL RETURNED FOR A TOUCHDOWN	Chandler Jones: (:19) (Field Goal formation) 3-B.Walsh 48 yard field goal is BLOCKED (95-Cha.Jones), Center-46-C.Loeffler, Holder-18-J.Locke, RECOVERED by NE-95-Cha.Jones at NE 42. 95-Cha.Jones for 58 yards, TOUCHDOWN. vs. New England, Sep. 14
Jasper Brinkley: (9:45) (Punt formation) 8-B.Nortman punt is BLOCKED by 54-J.Brinkley, Center-44-J.Jansen, RECOVERED by MIN-97-E.Griffen at CAR 43. 97-E.Griffen for 43 yards, TOUCHDOWN. vs. Carolina, Nov. 30	BLOCKED PUNT RETURNED FOR A TOUCHDOWN	Ifeadi Odenigbo: (8:20) 14-R.Wright punt is BLOCKED by 59-I.Odenigbo, Center-42-A.DePaola, RECOVERED by IND-57-J.Domann at MIN 24. 57-J.Domann for 24 yards, TOUCHDOWN. vs. Indianapolis, Dec. 17
50 yards, Greg Joseph: (15:00) 1-G.Joseph 50 yard field goal is GOOD, Center-42-A.DePaola, Holder-14-R.Wright. @ Chicago, Jan. 8	MADE FIELD GOAL OF 50 YARDS OR LONGER	61 yards, Jake Elliott: (:04) 4-J.Elliott 61 yard field goal is GOOD, Center-45-R.Lovato, Holder-10-A.Siposs. @ Philadelphia, Sep. 14
56 yards, Greg Joseph: (:03) 1-G.Joseph 56 yard field goal is BLOCKED (95-L.Fotu), Center-42-A.DePaola, Holder-14-R.Wright. vs. Arizona, Oct. 30	BLOCKED FIELD GOAL	41 yards, Jake Elliott: (3:26) 4-J.Elliott 41 yard field goal is BLOCKED (7-P.Peterson), Center-45-R.Lovato, Holder-8-A.Siposs, RECOVERED by MIN-29-K.Boyd at MIN 43. 29-K.Boyd to PHI 30 for 27 yards (8-A.Siposs). @ Philadelphia, Sep. 19
Ryan Wright: (8:20) 14-R.Wright punt is BLOCKED by 59-I.Odenigbo, Center-42-A.DePaola, RECOVERED by IND-57-J.Domann at MIN 24. 57-J.Domann for 24 yards, TOUCHDOWN. vs. Indianapolis, Dec. 17	BLOCKED PUNT	Pat O'Donnell: (11:59) 16-P.O'Donnell punt is BLOCKED by 44-J.Metellus, Center-56-J.Coco, recovered by GB-6-D.Leavitt at GB 4. 6-D.Leavitt to GB 1 for -3 yards (91-P.Jones). @ Green Bay, Jan. 1
Greg Joseph: 1-G.Joseph extra point is No Good, Wide Right, Center-42-A.DePaola, Holder-14-R.Wright. @ Chicago, Jan. 8	MISSED POINT AFTER TOUCHDOWN ATTEMPT	Matt Prater: 5-M.Prater extra point is No Good, Wide Left, Center-48-D.Muhlbach, Holder-3-J.Fox. @ Detroit, Jan. 3
Greg Zuerlein [Eric Wilson blocked]: 2-G.Zuerlein extra point is Blocked (50-E.Wilson), Center-91-L.Ladouceur, Holder-1-H.Niswander. vs. Dallas, Nov. 22	POINT AFTER TOUCHDOWN ATTEMPT BLOCKED	Dan Bailey [Tony Brown blocked]: 5-D.Bailey extra point is Blocked (28-T.Brown), Center-58-A.Cutting, Holder-2-B.Colquitt. @ Green Bay, Sep. 15
Jayron Kears: 2-K.Forbath kicks outside 12 yards from MIN 35 to MIN 47. RECOVERED by MIN-27-J.Kears. @ Green Bay, Dec. 24	SUCCESSFUL INSIDE KICK	Sherrick McManis: 9-R.Gould kicks outside 12 yards from CHI 35 to CHI 47. RECOVERED by CHI-27-S.McManis. vs. Chicago, Dec. 20
5 fg, Greg Joseph: (28, 36, 24, 46, 47) @ New Orleans, Oct. 2	FIVE FIELD GOALS	5 fg, Chase McLaughlin: (26, 28, 49, 27, 52) vs. Indianapolis, Dec. 17
6 fg, Kai Forbath: (52, 51, 43, 43, 34, 32) vs. Baltimore, Oct. 22	SIX FIELD GOALS	6 fg, Stephen Gostkowski: (39, 31, 30, 51, 54, 55) vs. Tennessee, Sep. 27
50 yards, Greg Joseph: (3:43) 1-G.Joseph 41 yard field goal is GOOD, Center-42-A.DePaola, Holder-14-R.Wright. @ Chicago, Jan. 8	50-59 YARD FIELD GOAL	57 yards, Chase McLaughlin: (5:15) 4-C.McLaughlin 57 yard field goal is GOOD, Center-97-Z.Triner, Holder-5-J.Camarda. vs. Tampa Bay, Sep. 10
4 fg, Greg Joseph: (38, 38, 55, 54) vs. Detroit, Oct. 10	FOUR FIELD GOALS	4 fg, Nick Folk: (34, 46, 23, 25) vs. New England, Nov. 24
61 yards, Greg Joseph: (:04) 1-G.Joseph 61 yard field goal is GOOD, Center-42-A.DePaola, Holder-14-R.Wright. vs. N.Y. Giants, Dec. 24	60+ YARD FIELD GOAL	61 yards, Jake Elliott: (:04) 4-J.Elliott 61 yard field goal is GOOD, Center-45-R.Lovato, Holder-10-A.Siposs. @ Philadelphia, Sep. 14
3 fg, Greg Joseph: (28, 50, 41) @ Chicago, Jan. 8	THREE FIELD GOALS	3 fg, Graham Gano: (44, 44, 55) vs. N.Y. Giants, Dec. 24
54t yards, Marcus Sherels @ Carolina, Sep. 25	50-69 YARD PUNT RETURN	61t yards, Brandon Powell vs. L.A. Rams, Dec. 26
70 yards, Marcus Sherels vs. Miami, Dec. 16	70-89 YARD PUNT RETURN	80t yards, Randall Cobb @ Green Bay, Nov. 14
63 yds, Ryan Wright vs. Indianapolis, Dec. 17	60-69 YARD PUNT	63 yds, Jake Camarda vs. Tampa Bay, Sep. 10
91t yards, Nate Burleson @ Indianapolis, Nov. 8	90+ YARD PUNT RETURN	93t yards, Micah Hyde vs. Green Bay, Oct. 27
73 yds, Ryan Wright @ Miami, Oct. 16	70+ YARD PUNT	72 yds, Pat O'Donnell @ Chicago, Dec. 20
53 yards, Cordarelle Patterson @ Jacksonville, Dec. 11	50-69 YARD KICKOFF RETURN	52 yards, Corey Ballentine @ N.Y. Giants, Oct. 6
10 punts, Ryan Wright @ Miami, Oct. 16	PUNTED 10+ TIMES	* Never Has Happened *
70 yards, Cordarelle Patterson @ Green Bay, Jan. 3	70-89 YARD KICKOFF RETURN	70 yards, Jamal Agnew @ Detroit, Jan. 3
97t yards, Kene Nwangwu vs. New England, Nov. 24	90+ YARD KICKOFF RETURN	105t yards, Keisean Nixon @ Green Bay, Jan. 1
TEAM/MISCELLANEOUS		
518 yards, Minnesota 518, Indianapolis 341 vs. Indianapolis, Dec. 17	500 TOTAL YARDS OF OFFENSE	500 yards, Baltimore 500, Minnesota 318 @ Baltimore, Nov. 7

THE LAST TIME - PLAYOFFS

482 yards, Minnesota 482, Chicago 259 @ Chicago, Jan. 8	400 TOTAL YARDS OF OFFENSE	430 yards, Philadelphia 430, Minnesota 374 @ Philadelphia, Sep. 14
ST: (3:23) (Shotgun) C.Palmer pass short left intended for Jo.Brown INTERCEPTED by X.Rhodes at MIN 0. X.Rhodes for 100 yards, TOUCHDOWN.DEF: (7:19) M.Asiate up the middle to ARZ 1 for 1 yard (D.Bucannon; J.Mauro). Minnesota challenged the runner was down by contact ruling, and the play was REVERSED. M.Asiate up the middle for 2 yards, TOUCHDOWN.DEF: (10:30) (Shotgun) S.Bradford pass incomplete deep right to A.Thielen. Minnesota challenged the incomplete pass ruling, and the play was REVERSED. (Shotgun) S.Bradford pass deep right to A.Thielen for 16 yards, TOUCHDOWN.OFF: C.Catanzaro kicks 69 yards from ARZ 35 to MIN -4. C.Patterson for 104 yards, TOUCHDOWN. vs. Arizona, Nov. 20	TOUCHDOWN ON OFFENSE, DEFENSE AND SPECIAL TEAMS	ST: (2:48) (Shotgun) A.Rodgers pass deep right to R.Tonyan for 21 yards, TOUCHDOWN.ST: (15:00) A.Dillon left tackle for 2 yards, TOUCHDOWN.ST: (9:31) A.Rodgers scrambles right end for 2 yards, TOUCHDOWN.DEF: (5:33) (Shotgun) K.Cousins pass short middle intended for T.Hockenson INTERCEPTED by D.Savage (R.Douglas) at GB 25. D.Savage for 75 yards, TOUCHDOWN.OFF: G.Joseph kicks 70 yards from MIN 35 to GB -5. K.Nixon for 105 yards, TOUCHDOWN. @ Green Bay, Jan. 1
Kirk Cousins: (Pass formation) TWO-POINT CONVERSION ATTEMPT. 8-K.Cousins pass to 87-T.Hockenson is complete. ATTEMPT SUCCEEDS. vs. Indianapolis, Dec. 17	MADE TWO-POINT CONVERSION	Daniel Jones: TWO-POINT CONVERSION ATTEMPT. 8-D.Jones pass to 82-D.Bellinger is complete. ATTEMPT SUCCEEDS. vs. N.Y. Giants, Dec. 24
Kirk Cousins: TWO-POINT CONVERSION ATTEMPT. 8-K.Cousins pass to 19-A.Thielen is complete. ATTEMPT FAILS. MIN-19-A.Thielen was injured during the play. @ Detroit, Dec. 11	FAILED TWO-POINT CONVERSION	Tim Boyle: TWO-POINT CONVERSION ATTEMPT. 17-T.Boyle pass to 85-C.Kmet is incomplete. ATTEMPT FAILS. Penalty on CHI-72-A.Leachwood, Illegal Formation, declined. @ Chicago, Jan. 8
* Never Has Happened *	50 POINTS	New Orleans 52, Minnesota 33 @ New Orleans, Dec. 25
Minnesota 42, Detroit 30 @ Detroit, Oct. 20	40 POINTS	Green Bay 41, Minnesota 17 @ Green Bay, Jan. 1
Minnesota 39, Indianapolis 36 vs. Indianapolis, Dec. 17	OVERTIME WIN	Baltimore 34, Minnesota 31 @ Baltimore, Nov. 7
Baltimore 34, Minnesota 31 @ Baltimore, Nov. 7	OVERTIME LOSS	Minnesota 39, Indianapolis 36 vs. Indianapolis, Dec. 17
Green Bay 29, Minnesota 29 @ Green Bay, Sep. 16	OVERTIME TIE	Green Bay 29, Minnesota 29 @ Green Bay, Sep. 16
Minnesota 21, Miami 0 vs. Miami, Dec. 16	20 FIRST-QUARTER POINTS	Detroit 21, Minnesota 7 @ Detroit, Dec. 11
Minnesota 21, Washington 7 @ Washington, Nov. 12	20 SECOND-QUARTER POINTS	Detroit 20, Minnesota 0 @ Detroit, Dec. 5
* Never Has Happened *	20 THIRD-QUARTER POINTS	San Francisco 20, Minnesota 12 @ San Francisco, Nov. 28
Minnesota 22, Indianapolis 0 vs. Indianapolis, Dec. 17	20 FOURTH-QUARTER POINTS	Pittsburgh 21, Minnesota 7 vs. Pittsburgh, Dec. 9
* Never Has Happened *	SHUTOUT AT HOME	* Never Has Happened *
Minnesota 16, Green Bay 0 @ Green Bay, Dec. 23	SHUTOUT ON THE ROAD	Green Bay 34, Minnesota 0 @ Green Bay, Nov. 11
Minnesota 39, Indianapolis 36 vs. Indianapolis, Dec. 17	OVERTIME WIN AT HOME	Detroit 22, Minnesota 16 vs. Detroit, Nov. 6
Minnesota 33, Buffalo 30 @ Buffalo, Nov. 13	OVERTIME WIN ON THE ROAD	Baltimore 34, Minnesota 31 @ Baltimore, Nov. 7
10 pen, Minnesota 34, Arizona 26 vs. Arizona, Oct. 30	10 PENALTIES	11 pen, Minnesota 39, Indianapolis 36 vs. Indianapolis, Dec. 17
3 td, Minnesota 29, Chicago 13 (10:16) K.Cousins pass short right to A.Thielen for 4 yards, TOUCHDOWN. (9:24) K.Hinton reported in as eligible. A.Mattison right tackle for 1 yard, TOUCHDOWN. (9:28) (No Huddle) A.Mattison left tackle for 1 yard, TOUCHDOWN. @ Chicago, Jan. 8	THREE TOTAL TOUCHDOWNS	3 td, Minnesota 39, Indianapolis 36 (8:20) R.Wright punt is BLOCKED by I.Odenigbo, Center-A.DePaola, RECOVERED by IND-J.Domann at MIN 24. J.Domann for 24 yards, TOUCHDOWN. (3:55) M.Ryan pass short right to D.Jackson for 1 yard, TOUCHDOWN. (5:57) (Shotgun) K.Cousins pass short middle intended for J.Reagor INTERCEPTED by J.Blackmon at MIN 17. J.Blackmon for 17 yards, TOUCHDOWN. vs. Indianapolis, Dec. 17
0 to, Minnesota 27, N.Y. Giants 24 vs. N.Y. Giants, Dec. 24	NO TURNOVERS	0 to, Tampa Bay 20, Minnesota 17 vs. Tampa Bay, Sep. 10
4 td, Philadelphia 34, Minnesota 28 (10:45) K.Cousins pass short left to T.Hockenson for 5 yards, TOUCHDOWN. (9:18) (Shotgun) K.Cousins pass deep middle to J.Addison for 62 yards, TOUCHDOWN. (7:47) K.Cousins pass short left to K.Osborn for 10 yards, TOUCHDOWN [J.Sweat]. (1:14) (No Huddle, Shotgun) K.Cousins pass short right to T.Hockenson for 5 yards, TOUCHDOWN. @ Philadelphia, Sep. 14	FOUR TOTAL TOUCHDOWNS	4 td, Philadelphia 34, Minnesota 28 (2:46) J.Hurts up the middle for 1 yard, TOUCHDOWN. (13:55) (No Huddle) J.Hurts up the middle for 1 yard, TOUCHDOWN. (11:02) (Shotgun) J.Hurts pass deep left to D.Smith for 63 yards, TOUCHDOWN. (4:18) (Shotgun) D.Swift left tackle for 2 yards, TOUCHDOWN. @ Philadelphia, Sep. 14
40:55 TOP, Minnesota 36, Chicago 10 vs. Chicago, Nov. 29	OVER 40:00 TIME OF POSSESSION (NON-OT)	41:16 TOP, Green Bay 43, Minnesota 34 vs. Green Bay, Sep. 13
@ Baltimore, Nov. 7	NO SACKS/NO INTERCEPTIONS ALLOWED	@ Detroit, Dec. 11
(7, 9, 7, 10 Points), Minnesota 33, New England 26 vs. New England, Nov. 24	SCORE TOUCHDOWN IN EACH QUARTER	(7, 7, 7, 13 Points), Detroit 34, Minnesota 23 @ Detroit, Dec. 11
36 (second half), Minnesota 39, Indianapolis 36 vs. Indianapolis, Dec. 17	30 ONE-HALF POINTS	33 (first half), Minnesota 39, Indianapolis 36 vs. Indianapolis, Dec. 17
Minnesota 39, L.A. Chargers 10 @ L.A. Chargers, Dec. 15	WON GAME BY 20+ POINTS	Green Bay 41, Minnesota 17 @ Green Bay, Jan. 1



COACH, STAFF & PLAYER BIOS

2023 MINNESOTA VIKINGS



KEVIN O'CONNELL

HEAD COACH

NFL EXPERIENCE: 13TH SEASON
VIKINGS EXPERIENCE: 2ND SEASON



In his first season as head coach in 2022, Kevin O'Connell led the Vikings to 13 wins, the most by any first-year head coach in franchise history, earning the club's first division title since 2017. O'Connell had seven players win Player of the Week awards in 2022, also the most by a first-year head coach in franchise history, seven notched Pro Bowl berths and three earned Associated Press All-Pro honors.

O'Connell heavily emphasized his team becoming "situational masters" since becoming the 10th head coach in franchise history, pointing to areas that might not always be prominent on stat sheets, but are crucial to winning games. Minnesota saw immediate improvement in these areas, finishing 11-0 in one-score games during the regular season after going 5-8 in those same situations in 2021. The team also had an NFL-record-tying 10 comeback wins this season, including overcoming a 33-point halftime deficit in Week 15 against the Colts, the greatest comeback in NFL history.

Several players excelled under O'Connell's direction in 2022. Quarterback Kirk Cousins orchestrated eight fourth quarter comebacks this season, tied with Matthew Stafford (2016) for the NFL record. He also recorded eight game-winning drives on the season, which led the NFL. Wide receiver Justin Jefferson set the Vikings new single-season record for receiving yards (1,809) and receptions (128), passing Hall of Fame WRs Cris Carter (122 in 1994 and 1995) and Randy Moss (1,632 in 2003). In a mid-season trade with the Detroit Lions, Nov. 1, 2022, the Vikings acquired tight end T.J. Hockenson, who set the NFL record for most receptions (25) in a player's first four games with a new team. According to Pro Football Focus, center Garrett Bradbury improved from a 60.2 grade in 2021 to a 70.2 grade this season, including a career-high 68.1 pass block grade, and tackle Christian Darrisaw (90.3) had the second-highest grade of any tackle in the NFL this season, trailing only Trent Williams.

The Vikings had two players combine for 10 interceptions in 2022 - cornerback Patrick Peterson (five) and safety Harrison Smith (five) - marking the most by two Vikings teammates in a season since Antoine Winfield (four) and Darren Sharper (nine) combined for 13 in 2005. Both Peterson and Smith's five interceptions were tied for the fifth-most in 2022. Peterson and Smith each have tallied 34 interceptions in their careers, the second-most among active players in the NFL. Peterson was tied for sixth in the NFL in passes defensed (15) and ranked fourth in the NFL in PFF coverage grade despite having the second-most coverage snaps this season.

O'Connell was named the 10th head coach in franchise history Feb. 16, 2022, after serving as the offensive coordinator for the Los Angeles Rams.

In 2021, he led the Rams to finish ninth in total offense (372.1 yards per game), helped his unit rank second in plays of 50-plus yards (10), fourth in yards per play (5.98) and eighth in offensive touchdowns (51). Under the guidance of O'Connell, Rams QB Matthew Stafford and WR Cooper Kupp both had career years in 2021. Stafford set the single-season team record for passing yards (4,886) and tied Kurt Warner from his 1999 MVP season for the most passing touchdowns in a season by a Rams quarterback with 41, while also winning his first playoff game in his 13th season in the NFL. Kupp, who was named 2021 NFL Offensive Player of the Year by The Associated Press and Super Bowl LVI MVP, had one of the best receiving seasons in NFL history, leading the NFL in receptions (145), receiving yards (1,947) and receiving touchdowns (16), earning AP First-Team All-Pro and Pro Bowl honors.

During the 2021 season, O'Connell's lone season with Stafford, the signal caller threw for the third-most passing yards (4,886) and second-most touchdowns (41) in the NFL, all while achieving his career-best 102.9 passer rating (in seasons with more than eight starts), the sixth-best in the NFL. Kupp's wide receiver Triple Crown in 2021, which he won after leading the NFL in receptions (145), receiving yards (1,947) and touchdowns (16), joined him with WR Jerry Rice (San Francisco 49ers, 1990), WR Sterling Sharpe (Green Bay Packers, 1992) and WR Steve Smith (Carolina Panthers, 2005) as the only players since the 1970 merger to achieve this feat. Kupp's 145 receptions and 1,947 receiving yards both ranked as the second-highest single-season totals in NFL history, trailing only Michael Thomas's 149 receptions in 2019 and Calvin Johnson's 1,964 receiving yards in 2012.

O'Connell was instrumental in aiding mid-season free agent signee WR Odell Beckham, Jr., to five receiving touchdowns in eight games played with the team, the most since his 2018 season with the New York Giants. O'Connell also helped the Rams offense tie for seventh in scoring offense (27.1 points per game) and score on 45.9% of their offensive drives, which ranked third in the NFL behind the Kansas City Chiefs (48.2) and New England Patriots (48.0).

The 2020 Rams offense featured the 10th-ranked rushing attack, posting 126.1 yards per game on the ground, behind two

600-plus rushing seasons from running backs Cam Akers and Darrell Henderson. Anchored by T Andrew Whitworth, the oldest offensive lineman in the NFL, the Rams offensive line only allowed 56 sacks in the two years O'Connell was in Los Angeles, which was good for the seventh-fewest among NFL clubs. The offensive line's sack rate, 4.5%, was the fifth-lowest in the NFL over the past two years. In addition to helping QB Jared Goff to his fourth consecutive season with at least 3,800 passing yards and 20 touchdowns in 2020, O'Connell prepared QB John Wolford for a win-and-in game against the Arizona Cardinals in Week 17, helping him pass for 231 yards and rush for 56 more in his NFL debut, while leading the Rams to a 18-7 victory and a playoff berth.

Under O'Connell, Rams quarterbacks threw for 1,517 passing yards (third in NFL), 11 touchdowns (fourth in NFL) and a 106.4 passer rating in playoff games (second in NFL). He coached Stafford to a Super Bowl win, helping him post a 4-0 record in the postseason and 108.3 passer rating, which trailed only QBs Josh Allen and Patrick Mahomes. Furthermore, the Rams' 1,186 passing yards in the 2021 playoffs were the most in NFL history, surpassing the 2011 New York Giants (1,144). O'Connell helped Kupp (478) and Beckham, Jr., (288) post a combined 766 receiving yards in the playoffs, the most by any wide receiver duo this postseason.

Prior to joining the Rams, O'Connell worked in Washington, serving as the quarterbacks coach in 2017-18 and the offensive coordinator in 2019. O'Connell coached Cousins in 2017, helping him throw for more than 4,000 yards and 27 touchdowns, and record a career-high 342 rushing yards and a league-leading four game-winning drives. Cousins' 4,093 passing yards marked his third-consecutive 4,000-yard passing season, helping him become the 11th quarterback in NFL history to accomplish this feat. During the 2018 season, O'Connell was tasked with getting three different quarterbacks (Josh Johnson, Colt McCoy and Mark Sanchez) up to speed following a devastating injury to starting QB Alex Smith.

In 2019, O'Connell helped guide rookie WR Terry McLaurin to 58 receptions, 919 receiving yards and seven touchdowns, the second-most receptions and third-most receiving yards and

touchdowns among rookies in franchise history. O'Connell oversaw the production of three quarterbacks in 2019, specifically rookie QB Dwayne Haskins, Jr. Once Haskins, Jr., became the full-time starter in Week 9, he passed for 1,225 yards, seven touchdowns, three interceptions and an 85.5 passer rating. O'Connell also helped Vikings all-time leading rusher Adrian Peterson eclipse 1,000 scrimmage yards (1,040) at the age of 34.

Since O'Connell became an offensive coordinator in 2019, he has coached one Super Bowl MVP (Kupp), two Pro Bowlers (guard Brandon Scherff and Kupp), one All-Pro (Kupp) and one PFWA All-Rookie Team member (McLaurin).

O'Connell worked on special projects with the San Francisco 49ers in 2016, where he overlapped with Vikings General Manager Kwesi Adofo-Mensah. Prior to his one year in San Francisco, O'Connell was the quarterbacks coach in Cleveland during the 2015 season, assisting QB Josh McCown to becoming the only player in team history to throw for 300 or more passing yards in three consecutive games. McCown also broke the single-game passing record in 2015, throwing for 457 yards against the Baltimore Ravens.

As a player, O'Connell was drafted in the third round (94th pick) of the 2008 NFL Draft by the New England Patriots out of San Diego State. He played one season for the Patriots behind QB Matt Cassel following a season-ending injury to QB Tom Brady. During the 2009 preseason, O'Connell was claimed by the Detroit Lions and was then later traded to the New York Jets for a seventh-round pick. Before his NFL career ended in 2012, O'Connell spent time with the Miami Dolphins, a second-stint with the Jets and the San Diego Chargers.

As a four-year captain at San Diego State, O'Connell finished his career after appearing in 40 games while ranking third in completions (664), fourth in passing yards (7,689) and fifth in passing touchdowns (46) in school history. The Carlsbad, Calif., native and his wife, Leah, have two sons, Kaden and Kolten, and two daughters, Quinn and Callie. O'Connell's father, Bill, was a longtime FBI agent, and his mother, Suzanne had a career as an educator. O'Connell has an older sister, Kelley, who is an attorney.

O'CONNELL'S BACKGROUND

YEAR	TEAM	TITLE
2015	Cleveland Browns	Quarterbacks
2016	San Francisco 49ers	Offensive Assistant
2017	Washington Commanders	Quarterbacks
2018	Washington Commanders	Quarterbacks
2019	Washington Commanders	Offensive Coordinator
2020-21	Los Angeles Rams	Offensive Coordinator
2022	Minnesota Vikings	Head Coach



MATT DANIELS

SPECIAL TEAMS COORDINATOR

NFL EXPERIENCE: 8TH SEASON
VIKINGS EXPERIENCE: 2ND SEASON



Matt Daniels enters his sixth season coaching in the NFL and second with the Vikings as special teams coordinator, after spending two seasons as the assistant special teams coach for the Dallas Cowboys. He brings seven total seasons of coaching experience and eight years of playing experience, both collegiately and professionally, to head coach Kevin O'Connell's staff.

In 2022, Daniels coached running back Kene Nwangwu, who recorded his third career kick return touchdown in Week 12 against the Patriots and was named NFC Special Teams Player of the Week. Daniels also worked with rookie punter Ryan Wright, who set multiple franchise records, including the record for highest gross punting average (47.4) and net punting average (42.5) by a rookie. Under Daniels, kicker Greg Joseph connected on five game-winning field goals, including a franchise record 61-yard game winner against the Giants in Week 16. Joseph received two NFC Special Teams Player of the Week awards throughout the season (Week 4 and Week 16) Additionally, he coached long snapper Andrew DePaola to his first career Pro Bowl. Daniels also coached safety Josh metellus, who became the first player since 1995 to record a blocked punt in two-consecutive games.

In 2021, Dallas' special teams unit, led by John Fassel and assisted by Daniels, finished in the top five for a consecutive year in kick return average (24.8). With Daniels' assistance, K Greg Zuerlein made 29 field goals, tying for the ninth-most in the NFL, on 35 attempts for a success rate of 82.9%. P Bryan Anger averaged 48.4 yards per punt, tying for fourth and ultimately earning him his first Pro Bowl honor. The special teams unit led the league in most special teams touchdowns, two of which were blocked punts and one where RB Tony Pollard returned a kick for 100 yards for a touchdown against Las Vegas in Week 12, the first return for a touchdown in his career.

Following the 2021 season, Rick Gosselin ranked the Dallas special teams sixth overall, averaging fifth in kick returns (24.8) and fourth (48.4) in punting.

In Daniels' first season in Dallas in 2020 the team saw instant upgrades in the special teams rankings. Dallas jumped from last in the league in kick return average (16.3) in 2019 to third (26.1) in 2020 and from 26th (5.7) in punt return average in 2019 to 13th (9.1) in 2020.

Pollard, Dallas' primary kick returner, finished fourth in the NFL

with 766 kick return yards on 32 kickoffs - both career-highs. Fassel and Daniels also brought over a familiar face at kicker in 2020, as former Ram Greg Zuerlein's 34 made field goals were third-most in the NFL and tied Richie Cunningham (1997) for the most made field goals in a single season in Cowboys history. Zuerlein also tallied 135 points - tied for the second-most in a single season in club history.

Daniels and Fassel deployed one of the most aggressive and creative special teams groups with the Rams in recent years, and from 2018-19 they had the most fake kicks (eight), recorded six punt returns of 20-plus yards and finished second in the league in net punting average (43.0) in 2018. Also in 2018, LB Cory Littleton was named to the Pro Bowl as the special teams player for the NFC after blocking two punts and deflecting another.

Daniels joined the Rams after a four-year stint as a player in the NFL and a one-year graduate assistantship at the University of Colorado in 2017. He played in seven games over the course of his four-year NFL career for the St. Louis Rams (six) and San Diego Chargers (one). He also spent time on the practice squads for Jacksonville and the Chargers.

Collegiately, Daniels earned first-team All-ACC and second-team All-America honors as a senior at safety, leading Duke in tackles (126). In his final season as a Blue Devil, he finished second in the balloting for ACC Defensive Player of the Year accolades. Daniels played in 46 career games at Duke and compiled totals of 324 tackles, 13.0 tackles for loss, four interceptions, seven forced fumbles, three fumble recoveries and 27 pass breakups. He was named a team captain for the 2011 season.

As a prep at Fayette County High School in Fayetteville, Ga., Daniels was a three-time all-region pick and two-time all-county choice. Additionally, he was named Fayette County's Offensive and Defensive Player of the Year as both a junior and senior, setting the school single-game rushing record with 348 yards on 18 carries. Daniels also participated in track and field at Fayetteville and was honored with the Watkins Award, an honor presented annually to the top African-American high school student-athlete in the country.

Daniels holds a degree in public policy studies with a minor in markets & management studies from Duke. He and his wife, Tiffany, have a daughter, Yara and a son, Yahya.

DANIEL'S COACHING BACKGROUND

YEAR	TEAM	TITLE
2017	University of Colorado	Graduate Assistant (Defense)
2018-19	Los Angeles Rams	Assistant Special Teams
2020-21	Dallas Cowboys	Assistant Special Teams
2022-	Minnesota Vikings	Minnesota Vikings



BRIAN FLORES

DEFENSIVE COORDINATOR

NFL EXPERIENCE: 19TH SEASON
VIKINGS EXPERIENCE: 1ST SEASON



The Minnesota Vikings named Brian Flores defensive coordinator Feb. 6, 2023. Flores spent the 2022 season as the senior defensive assistant/linebackers coach for the Pittsburgh Steelers and brings almost two decades of NFL experience to head coach Kevin O’Connell’s staff.

In one season with Pittsburgh, Flores led a defense that gave up just seven rushing touchdowns, which tied with New England for the fewest allowed in the NFL in 2022. Pittsburgh’s opponents also had the league’s sixth-lowest completion percentage (61.3%). Under Flores’ guidance, linebacker Alex Highsmith tallied a career-high 14.5 sacks, the sixth-most in the NFL, and tied for the league lead with five forced fumbles. Flores was instrumental in helping All-Pro outside linebacker T.J. Watt record 39 tackles, 5.5 sacks and five passes defended in only 10 games played, leading him to his fifth-consecutive Pro Bowl selection. With Watt in the lineup in 2022, Pittsburgh posted an 8-2 record, allowed only 16.9 points per game, and registered 32 sacks and 18 takeaways.

Prior to his time with Pittsburgh, Flores served as the head coach of the Miami Dolphins from 2019-21. Flores helped the Dolphins post back-to-back winning seasons (2020-21) for the first time since 2002-03. In 2021, Miami became the first team in NFL history to snap a seven-game losing streak with a seven-game winning streak. Flores led the Dolphins to a 10-6 record in 2020, marking only the second time the franchise has won 10 games in a season over the past decade. Miami’s defense finished sixth in the NFL that season, allowing 21.1 points per game and led the league with 29 takeaways. Cornerback Xavien Howard led the league with 10 interceptions and earned Associated Press First Team All-Pro and Pro Bowl honors.

Flores got his start in the NFL with the New England Patriots, coaching in all three phases of the game – offense, defense and special teams – and helped the franchise win four Super Bowls – XXXIX, XLIX, LI and LIII. He spent eight seasons (2011-18) coaching defense and seven (2012-18) as a position coach. The Patriots advanced to the AFC Championship game in all seven seasons with Flores as a position coach and won three of the club’s four Super Bowl appearances.

In 2018, Flores helped New England win Super Bowl LIII in his first season as the defensive play-caller. Under his direction, the defense went from 17th to seventh in the league in passer rating, holding opponents to a 85.4 rating. New England was tied for fifth in the NFL with 28 takeaways and tied for third with 18 interceptions on the season, improving from 25th and 18th in those categories, respectively, in 2017.

Flores spent three seasons (2016-18) as the Patriots linebackers coach. In his first season in the role in 2016, New England had the NFL’s best scoring defense, only allowing 15.6 points per game. As a safeties coach from 2012-15, Flores helped safety Devin McCourty earn AP Second Team All-Pro honors in 2013. Flores joined the Patriots as a scouting assistant in 2004 and was promoted to pro scout in 2006. He then moved into coaching as a coaching assistant from 2008-09, where he crossed paths with O’Connell, who played quarterback for the club in 2008.

The Brooklyn, N.Y., native graduated from Boston College, where he played linebacker for four years, with a bachelor’s degree in English and a master’s degree in administrative studies. He and his wife, Jennifer, have two sons, Miles and Max, and a daughter, Liliana.

FLORES’ COACHING BACKGROUND

YEAR	TEAM	TITLE
2008-09	New England Patriots	Coaching Assistant
2010	New England Patriots	Offensive Assistant
2011	New England Patriots	Defensive Assistant
2012-15	New England Patriots	Safeties
2016-18	New England Patriots	Linebackers
2019-21	Miami Dolphins	Head Coach
2022	Pittsburgh Steelers	Sr. Def. Asst./LBs
2023	Minnesota Vikings	Defensive Coordinator



MIKE PETTINE

**Assistant Head Coach/
Outside Linebackers**

NFL EXPERIENCE: 21ST SEASON
VIKINGS EXPERIENCE: 2ND SEASON



Mike Pettine (PETT-in), enters his second season with the Minnesota Vikings as the assistant head coach and 21st overall in the NFL. Pettine brings 30 seasons of overall coaching experience to the staff, stemming in the high school, collegiate and professional ranks.

In 2022, Pettine helped coach the Vikings defense to the third-most passes defended in the NFL (87), including 15 interceptions, which was tied for 10th in the league. Under Pettine's guidance, outside linebacker Za'Darius Smith finished the season with 100 sacks, marking his third season with double-digit sacks. Cornerback Patrick Peterson ranked sixth in the NFL in passes defended (15) and eighth in interceptions (5).

In 2021, Pettine helped get the Chicago defense back to the top 10 in total defense, finishing the season as the sixth-ranked unit, allowing only 316.7 yards per game. Under Pettine's guidance, pass rusher Robert Quinn finished second in sacks (18.5), and Roquan Smith finished fifth in the league in total tackles (163). Chicago's defense also recorded 49 sacks on the season, the fourth-most in the league.

In his final season in Green Bay, Pettine helped the Packers to the NFC Championship Game, leading a defense that ranked No. 7 in the NFL in passing yards allowed (221.2) and No. 9 in total yards allowed (334.0) in 2020. The Packers also ranked third in fewest plays allowed of 20+ yards, eighth in red zone scoring efficiency (57.7%) and tied for 10th in sacks (41). Following the season, edge rusher Za'Darius Smith and CB Jaire Alexander were named Second-Team All-Pro by The Associated Press.

In 2019, Pettine guided a defense that ranked No. 9 in points allowed (19.6 ppg), the first time the Packers had finished in the top 10 in the NFL in the category since 2010. It marked Green Bay's biggest one-year improvement in scoring defense (5.4-point decrease from 2018) since 1996 (13.1 ppg after allowing 19.6 ppg in 1995). Green Bay also ranked in the top 10 in the league in interceptions (17, tied-third), takeaways (25, tied-seventh) and opponent passer rating (81.1, sixth) in 2019. The 2019 Packers were one of only five teams in the NFL to allow fewer than 20 points per game and post 40-plus sacks and 25-plus takeaways. Green Bay's defense featured the first duo in team history (since 1982) to post 12-plus sacks each in the same season in linebackers Za'Darius Smith (career-high 13.5) and Preston Smith (career-best 12.0).

In his first season with the Packers in 2018, Pettine led a defense that was tied for No. 8 in the league in sacks (44), the most by

Green Bay since it posted the same number in 2013. Green Bay's defense featured 16 different players with at least a half sack that season, the second most in team history (since 1982) behind only the 1987 campaign (strike season) in which 17 players registered a half-sack or more. Pettine guided the Packers to a No. 12 ranking in pass defense (234.5 yards per game) after the team finished No. 23 in the category in 2017. Green Bay's defense also improved to No. 9 in the league in three-and-out percentage (21.9) after checking in at No. 26 in the category in 2017 and No. 8 in the NFL in opponent red-zone scoring percentage (83.9) after ranking No. 32 in 2017.

In his first season as Cleveland's head coach in 2014, Pettine led the Browns to their most victories (seven) since 2007 as they led the league in opponent passer rating (74.1) and opponent completion percentage (57.1) and ranked No. 2 in interceptions (21). The Browns engineered four fourth-quarter comebacks on the season, including the largest road comeback in NFL history after the team rallied from a 25-point deficit at Tennessee in Week 4, scoring 26 unanswered points to defeat the Titans, 29-28.

Cleveland's defense made significant improvement in nearly every major defensive statistic in 2014, including opponent passer rating (No. 16 in 2013 to No. 1 in 2014), takeaways (tied for No. 24 to tied for No. 4), red zone defense (tied for 29 to No. 5), points allowed per game (No. 23 to No. 9) and third-down defense (31 to No. 11). After finishing the 2013 campaign with a minus-eight turnover margin, the Browns posted a plus-six margin in Pettine's first season, the largest increase by Cleveland in 23 years.

The Browns had four players named to the Pro Bowl for the 2014 season, with safety Tashaun Gipson, CB Joe Haden, tackle Joe Thomas and S Donte Whitner all earning selections. It marked the first time in team history that three defensive backs were selected to the Pro Bowl, and it was the first time the Browns had three defensive players named to the all-star game since 1995. Cleveland also had three players selected to the Pro Bowl in 2015, with Thomas, tight end Gary Barnidge and center Alex Mack all honored. Pettine worked with both Vikings Head Coach Kevin O'Connell when O'Connell was the quarterbacks coach in 2015 and Vikings Tight Ends/Passing Game Coordinator Brian Angelichio when he was the tight ends coach.

Prior to joining the Browns, Pettine spent five seasons as a defensive coordinator in the NFL, helping his units finish in the

top 10 in the league in total yards allowed and passing yards allowed in all five seasons. In 2013, he helped the Bills rank No. 2 in the league with a franchise-record 57 sacks as they were the only team in the league to have three players (defensive end Mario Williams and defensive tackles Kyle Williams and Marcell Dareus) each register 10-plus sacks. All three players and S Jairus Byrd were selected to the Pro Bowl, with Mario Williams and Byrd also earning Second-Team All-Pro honors from AP. Pettine also oversaw the development of LB Kiko Alonso, who was named the 2013 Defensive Rookie of the Year by the Pro Football Writers of America after leading the team with a career-high 159 tackles, two sacks and four interceptions.

Under Pettine's direction, Buffalo ranked No. 1 in the NFL in 2013 in opponent completion percentage (55.3), No. 2 in interceptions (23), No. 3 in opponent passer rating (74.9), No. 4 in passing yards allowed (204.4 ypg) and tied for No. 6 in takeaways (30). The Bills finished No. 10 in the league in total defense (333.4 ypg) in 2013 after finishing No. 22 (362.9 ypg) in 2012.

During Pettine's four seasons with the Jets (2009-12), the defense ranked No. 1 in the NFL over that span in opponent passer rating (71.0), opponent completion percentage (52.6) and passing yards allowed (186.3 ypg), No. 2 in total yards allowed (294.8 ypg) and third-down defense (34.6%), and No. 7 in points allowed (20.0 ppg) and takeaways (115).

In 2012, Pettine helped the Jets rank No. 2 in the league in passing yards allowed (189.8 ypg) and opponent completion percentage (53.8), No. 6 in yards per attempt (6.49) and No. 7 in opponent passer rating (78.2). Two members of New York's secondary were selected to the Pro Bowl (CB Antonio Cromartie, S LaRon Landry), with Landry earning Pro Bowl honors for the first time in his career.

In 2011, Pettine guided New York to a No. 3 ranking in opponent passer rating (69.6) as the Jets also finished No. 4 in the NFL in opponent completion percentage (54.2) and No. 6 in yards per attempt (6.73). The Jets were tied for No. 5 in the league with 31 takeaways, marking the third straight season under Pettine that the team forced 30-plus turnovers as the Jets joined the Packers as the only two teams in the league to do so from 2009-11.

Pettine helped the Jets rank No. 1 in the league in opponent completion percentage (50.7) and No. 3 in total yards allowed (291.5 ypg) in 2010 as New York advanced to the AFC Championship Game, highlighted by road wins at Indianapolis and New England in the playoffs. New York's defense also ranked No. 3 in the league that season in rushing yards allowed (90.9 ypg) and yards allowed per carry (3.56).

Pettine made an immediate impact in his first season with the Jets in 2009, guiding the defense to No. 1 overall rankings in total yards allowed (252.3), passing yards allowed (153.7 ypg) and points allowed (14.8 ppg). The average of 14.8 points allowed per game set a franchise single-season record, while the average of 252.3 yards allowed per game was the secondbest mark in team history (240.2 ypg in 1968). Pettine's defense gave up 10 or fewer points a league-high seven times in '09, which also set a

franchise single-season record. His defense allowed a franchise-low eight passing TDs on the season, the fewest given up by an NFL team in a 16-game season to that point. The Jets also led the league in opponent passer rating (58.8) – the best mark posted by an NFL team since the 2003 Patriots (56.2) – and opponent completion percentage (51.7).

CB Darrelle Revis earned All-Pro First-Team honors from AP and was selected to the Pro Bowl in 2009-11 under Pettine's guidance, the lone cornerback in the league to receive first-team All-Pro and Pro Bowl recognition in each of those seasons. Revis posted career highs in interceptions (six) and passes defended (34) in 2009, finishing as the runner-up in AP Defensive Player of the Year voting to Packers CB Charles Woodson.

Prior to joining the Jets, Pettine spent seven seasons (2002-08) with the Baltimore Ravens, serving as the OLB coach for the final four seasons. He helped Baltimore's defense rank second in total yards allowed in 2008, sixth in 2007, first in 2006 and fifth in 2005. The Ravens were tied for fifth in the NFL from 2005-08 with 168 sacks, including a franchise-record 60 in 2006. In 2008, LB Terrell Suggs earned Pro Bowl honors after registering eight sacks and a career-high two INTs returned for touchdowns. Suggs and LB Adalius Thomas both earned Pro Bowl recognition under Pettine's direction in 2006, with Thomas recording a career-high 11 sacks as he finished tied for third among NFL linebackers. Pettine joined the Ravens in 2002, serving as a coaching and video assistant that first season before working as a coaching assistant/quality control coach in 2003 and a defensive assistant in 2004.

Prior to joining the NFL coaching ranks, Pettine was the head coach at North Penn High School (Lansdale, Pa.) from 1997-2001. He led the school to 45 wins in five seasons, including an 11-2 record in 1999. Pettine also served as the head coach at William Tennent High School (Warminster, Pa.) in 1995-96, taking over a team that had won three games total in the previous three seasons. He led the team to five wins in his first season and a school-record nine victories in 1996. Pettine also spent two seasons coaching at the college level, serving as a defensive graduate assistant at the University of Pittsburgh in 1993-94.

Pettine began his coaching career as an assistant to his father, Mike Sr., at Central Bucks West High School in Doylestown, Pa., for five seasons (1988-92). Mike Sr., who coached 33 seasons at the school, retired after the 1999 campaign as the winningest coach in the history of Pennsylvania high school football with a career record of 326-42-4 (.882). Pettine played for his father and earned all-state honors at quarterback and defensive back.

Pettine was a two-year letterman (1986-87) as a free safety at Virginia, leading the team with five interceptions in 1986 and tying the single-game school record for interceptions with three against North Carolina State that season. He graduated with a degree in economics.

Born Sept. 25, 1966, in Doylestown, Pa., Pettine and his wife, Megan, have six children in their combined family: daughters Megan, Katie, Paige and McKenna, and sons, Ryan and Max.

PETTINE'S COACHING BACKGROUND

YEAR	TEAM	TITLE
1993-94	University of Pittsburgh	Graduate Assistant
1995-96	William Trent High School	Head Coach
1997-2001	Penn High School	Head Coach
2002-03	Baltimore Ravens	Coaching Assistant
2004	Baltimore Ravens	Assistant Defensive Line
2005-08	Baltimore Ravens	Outside Linebackers
2009-12	New York Jets	Defensive Coordinator
2013	Buffalo Bills	Defensive Coordinator
2014-15	Cleveland Browns	Head Coach
2017	Seattle Seahawks	Consultant
2018-20	Green Bay Packers	Defensive Coordinator
2021	Chicago Bears	Senior Defensive Assistant
2022-	Minnesota Vikings	Assistant Head Coach



WES PHILLIPS

OFFENSIVE COORDINATOR

NFL EXPERIENCE: 17TH SEASON
VIKINGS EXPERIENCE: 2ND SEASON



Wes Phillips enters his 17th season coaching in the NFL and second with the Vikings as offensive coordinator, after serving as pass game coordinator/tight ends coach for the Los Angeles Rams, who won Super Bowl LVI over the Cincinnati Bengals in 2022.

In 2022, Phillips coached an offense that finished seventh in the NFL in points scored (24.9 ppg) second in passing yards (283.4 ypg) and third in completions (448). Phillips helped quarterback Kirk Cousins start all 17 games and set team records for passing attempts (643) and passing first downs (230), also totaled the second-most completions (424) and passing yards (4,547) in franchise history. Phillips also assisted in wide receiver Justin Jefferson's record-breaking campaign, where he set the Vikings new single-season record for receiving yards (1,809) and receptions (128), passing Hall of Fame WRs Cris Carter (122 in 1994 and 1995) and Randy Moss (1,632 in 2003). After a mid-season trade with the Detroit Lions, Phillips coached tight end T.J. Hockenson to 25 receptions through his first four games with the team, setting a new NFL record. Under Phillips, QB Kirk Cousins, running back Dalvin Cook, WR Justin Jefferson and TE T.J. Hockenson were named to the Pro Bowl.

Phillips worked as a tight ends coach from 2013-21, helping a player from his unit post 500-plus receiving yards in nine consecutive seasons. Phillips joins the Minnesota Vikings after spending the past three seasons with the Los Angeles Rams as the tight ends coach in 2019-20 and pass game coordinator/tight ends coach in 2021. Phillips assisted in QB Matthew Stafford's first season with the team, helping him throw for the third-most passing yards (4,886) and second-most touchdowns (41) in the NFL, all while achieving his career-best 102.9 passer rating (in seasons with more than eight starts). During his first year as pass game coordinator, WR Cooper Kupp had one of the best receiving seasons in NFL history, leading the NFL in receptions (145), receiving yards (1,947) and receiving touchdowns (16), earning AP First-Team All-Pro and Pro Bowl honors.

Phillips played a vital role in developing TE Tyler Higbee and TE Gerald Everett. In 2019, the first year of Phillips' tenure, Higbee set career highs in receptions (69) and receiving yards (734), while Everett recorded his first career 400-plus yard receiving season. Higbee has also posted three consecutive 500-plus receiving seasons, joining TE George Kittle and TE Dallas Goedert as the only NFC tight ends to accomplish this feat since 2019.

Prior to his time in Los Angeles, Phillips spent five seasons in

Washington coaching the tight ends. In 2018, Phillips helped TE Jordan Reed lead the team in receptions (54) and receiving yards (558), both ranking in the top half of the league among tight ends, while TE Vernon Davis caught 25 passes for 367 yards, joining Pittsburgh's TEs Vance McDonald (610) and Jesse James (423) as the only tight end duo with more than 350 receiving yards. Phillips aided in the production of TE Vernon Davis in 2017, amounting to 43 receptions, 648 yards and leading Washington with a 15.1 yards-per-catch average. Davis' 15.1 yards per catch average ranked second in the NFL behind TE Rob Gronkowski, making him the first Washington tight end since TE Clint Didier.

In 2016, the Washington tight ends combined for 1,306 receiving yards and eight touchdowns, all thrown by QB Kirk Cousins. Reed (686) and Davis (583) both had 500-plus yard receiving seasons, making them one of two tight end duos in the NFL to eclipse 500 receiving yards on the year, (TE Martellus Bennett (701) and Gronkowski (540) of the New England Patriots). Reed was voted to the Pro Bowl and became the fastest tight end in NFL history to reach 200 career receptions (38 games), passing Hall of Fame TE Kellen Winslow (39 career games).

Phillips coached Reed to one of the best seasons from a tight end in franchise history in 2015, guiding him to 87 receptions, 952 receiving yards and 11 touchdowns. Reed's receptions and receiving yards are the most in a single season in franchise history among tight ends, while his touchdowns are the second-most in franchise history behind Jerry Smith (12). In his first season in Washington, Phillips played a role in TE Niles Paul recording career highs in receptions (39) and receiving yards (507).

Phillips' first year as a tight ends coach was in 2013 with the Dallas Cowboys, coaching TE Jason Witten to a 73-reception, 851-receiving yard, eight-touchdown season and Pro Bowl berth. Prior to his time as tight ends coach, Phillips held the assistant offensive line title in 2011-12, assisting the first and second year of eventual 2010s All-Decade Team member, tackle Tyron Smith. Phillips got his start in 2007 with the Cowboys as a quality control/offensive assistant from 2007-10.

Before joining the Cowboys, Phillips coached the quarterbacks at Baylor in 2006 and helped QB Shawn Bell post 2,582 passing yards and 19 touchdowns, both career highs. Phillips spent the 2004-05 seasons at West Texas A&M, coaching in one of the most successful years in school history in 2005. The team posted a 10-2 record and were crowned Lone Star Conference

Champions. Under the leadership of Phillips, QB Dalton Bell was named a finalist for the Harlon Hill Trophy, an award given annually to the best Division II player.

Phillips, who played quarterback, was a three-year letter winner at UTEP (1999-2001) and was part of the 2000 team that claimed a WAC title. He played in 11 games during his final year at the school, throwing for 1,839 yards and 10 touchdowns. Following

his college career, he went to play for the San Diego Riptide in the AF2 Arena Football league.

Phillips is a third-generation NFL coach. His grandfather, Bum, was the head coach of the Houston Oilers (1975-80) and New Orleans Saints (1981-85) and his father, Wade, has been a head coach for the Denver Broncos (1993-94), Buffalo Bills (1998-2000) and Dallas Cowboys (2007-10). Phillips and his wife, Anna, have two daughters, Ivy and Minnie, and a son, Mac.

PHILLIP'S COACHING BACKGROUND

YEAR	TEAM	TITLE
2003	UTEP	Student Assistant
2004-05	West Texas A&M	Quarterbacks
2006	Baylor	Quarterbacks
2007-10	Dallas Cowboys	Quality Control/Off. Asst.
2011-12	Dallas Cowboys	Asst. Offensive Line
2014-18	Washington Commanders	Tight Ends
2019-20	Los Angeles Rams	Tight Ends
2021	Los Angeles Rams	Tight Ends/Pass Game Coord.
2022	Minnesota Vikings	Offensive Coordinator



IMARJAYE ALBURY SR.



DEFENSIVE ASSISTANT

NFL EXPERIENCE: 4TH SEASON
VIKINGS EXPERIENCE: 4TH SEASON

Imarjaye Albury Sr. (im-MAR-jay AL-berry) returns to the Minnesota Vikings coaching staff as a defensive assistant after spending the 2022 season as a pro scout, working under general manager Kwesi Adofo-Mensah. Prior to his role as a pro scout, Albury spent the 2020 and 2021 seasons with Minnesota as defensive quality control/assistant linebackers coach and brings five seasons of NFL experience to head coach Kevin O'Connell's staff.

In 2021, Albury got his first opportunity to lead a defensive line in the NFL against the Los Angeles Rams, with former co-defensive coordinator Andre Patterson missing Week 16. Overall on the year, Albury oversaw the growth of second-year pass rusher D.J. Wonnum, helping him to 8.0 sacks in 2021. Albury played a big role in the development of defensive end Kenny Willekes, a former seventh-round pick/practice squad player, who posted 2.5 sacks in six games played. Albury also oversaw a defensive line that contributed to recording 51.0 sacks in 2021, the most sacks since 1992.

In 2020, multiple players stepped into leadership roles on the defensive line as defensive tackle Jaleel Johnson led the line in tackles with 44, and defensive end Ifeadi Odenigbo totaled 3.5 sacks and a team-leading 12 quarterback hurries. Rookie DE D.J. Wonnum stood out in his debut campaign, posting 24 tackles, 3.0 sacks, a team-leading five tackles for loss and one forced fumble. He was one of only three rookie defensive linemen in the NFL to record at least 3.0 sacks and forced a fumble in 2020. Overall, he played 467 defensive snaps, the eighth-most among rookie linemen in the league.

Prior to arriving in Minnesota, Albury spent the 2018 and 2019 seasons as a defensive graduate assistant at the University of Arkansas, where he worked primarily with the defensive line. In addition to assisting the defensive line coach and defensive staff in game planning and practice management, he aided in recruiting for the Southeastern Conference program. While at

Arkansas, he coached and tutored defensive lineman Armon Watts, who was selected by the Vikings in the sixth round of the 2019 NFL Draft following a seven-sack season in 2018.

Before joining the Razorbacks, Albury worked with NAIA-member Ave Maria University in Florida, during the spring of 2018, leading the defensive line through winter and spring conditioning and assisting in recruiting.

Albury began his coaching career in 2017 at NCAA Division III Cortland State University in Cortland, N.Y., working as the defensive line and special teams coach. Under his tutelage the Red Dragons recorded 31 sacks as a team in 2017, second-most in the Empire 8 Conference, while Albury's special teams unit also led the conference with six field goal blocks. Albury was responsible for recruiting New York, New Jersey, and Florida.

Albury's coaching career also included brief stints with the Hamilton Tiger-Cats of the Canadian Football League, where he served as a guest coach during the team's 2019 training camp, and Western Carolina, where he briefly was on staff as the defensive ends coaching before being hired by the Vikings.

As a player, Albury spent one season at West Virginia in 2012 before transferring to Florida International, where he was a three-year starter along the defensive line for the Panthers. Albury finished with 76 career tackles, 5.5 tackles for loss and 2.5 sacks over 36 game appearances at FIU, serving as a team captain and earning the program's Defensive MVP award in 2016. After participating in the 2017 NFLPA Collegiate Bowl, Albury briefly spent time at both the Green Bay Packers and Los Angeles Chargers 2017 rookie mini camps before jumping into the coaching ranks.

Albury attended Miami Northwestern High School, the same high school as former Vikings quarterback Teddy Bridgewater. Albury and his wife, Brittany, have a son, Imarjaye Jr., who goes by "Junior" and a daughter, Jordyn.

ALBURY'S COACHING BACKGROUND

YEAR	TEAM	TITLE
2017	Cortland State University	DL/Special Teams
2018-19	Arkansas	Graduate Assistant
2020-21	Minnesota Vikings	Defensive QC/Asst. LBs
2022	Minnesota Vikings	Pro Scout
2023	Minnesota Vikings	Defensive Assistant



BRIAN ANGELICHIO

**Tight Ends/
Passing Game Coordinator**

**NFL EXPERIENCE: 12TH SEASON
VIKINGS EXPERIENCE: 2ND SEASON**



Brian Angelichio (an-juh-LEEK-o) enters his second season with the Minnesota Vikings as the tight ends/passing game coordinator after working with the Carolina Panthers from 2020-21.

In 2022, Angelichio coached newly acquired tight end T.J. Hockenson to his second Pro Bowl honor (2022, 2020), becoming the first Vikings tight end to be selected to the Pro Bowl since Kyle Rudolph in 2017. Hockenson caught 65 passes for 730 receiving yards and four touchdowns as a Viking. His 86 total receptions in 2022, were the second-most by a tight end, behind only Travis Kelce (110). In the team's matchup vs. New England in Week 12, Hockenson set the NFL record for most catches (25) by a tight end in their first four games with a team.

During his time with the Panthers, Angelichio helped develop TEs Tommy Tremble and Ian Thomas. Tremble, a 2021 third-round pick (83rd overall) from Notre Dame, finished his rookie season catching 20 passes for 180 yards and a touchdown, a 5-yard pass from QB Sam Darnold during the Week 5 matchup against the Philadelphia Eagles.

In 2020, Thomas recorded 20 receptions for 145 yards, while helping block for running back Mike Davis, who was replacing the injured RB Christian McCaffrey. Davis posted his first career season with over 1,000 scrimmage yards.

Prior to his time with the Panthers, Angelichio coached the tight ends with Washington, spending one season with head coach Kevin O'Connell (offensive coordinator) in 2019. Following an injury to TE Vernon Davis, Angelichio guided TE Jeremy Sprinkle to career highs in receptions (26), receiving yards (241) and touchdowns (one).

Angelichio worked in Green Bay for three seasons (2016-18) before his one-year stint with Washington, coaching TEs Jimmy Graham, Martellus Bennett, Jared Cook and Richard Rodgers.

Angelichio helped Graham to 636 receiving yards in 2018, which was the second-most on the team, trailing only wide receiver Davante Adams. During the Packers run to the 2016 NFC Championship Game, Angelichio coached Cook (377) and Rodgers (271) to a combined 648 receiving yards, becoming one of five NFC teams with two tight ends who posted more than 250 receiving yards.

During the 2015 season as Browns tight ends coach, Angelichio helped TE Gary Barnidge to a career year, with 79 receptions for 1,043 yards and nine touchdowns. Barnidge led the Browns in receiving, and his standout numbers earned him his lone-career Pro Bowl selection. The first time Angelichio worked with O'Connell (quarterbacks coach) was in 2015 under current Vikings Assistant Head Coach Mike Pettine. While with the Browns in 2014, Angelichio assisted in TE Jordan Cameron recording 424 receiving yards, the second most of his career.

Prior to the Browns, Angelichio coached tight ends with the Buccaneers from 2012-13. In 2013, Angelichio helped transform undrafted rookie TE Tim Wright into the Bucs' second-leading receiver, posting what would remain a career-high 54 receptions for 571 yards and five touchdowns. Wright finished the year as the only rookie tight end to surpass 500 receiving yards that season.

Before his time in the NFL, Angelichio made stops at Rutgers, the University of Pittsburgh, SUNY-Brockport and Ithaca College. While serving as the tight ends coach at Pitt and Rutgers, six-time NFL Pro Bowl RB LeSean McCoy (Pitt) accumulated 3,365 scrimmage yards and 36 total touchdowns in 2007-08 and WR Mohamed Sanu (Rutgers) posted 1,206 receiving yards in 2011.

As a player, Angelichio was a four-year starter at outside linebacker for St. Lawrence University in Canton, N.Y., and he also served as team captain for their baseball team. Angelichio later received a master's degree at Ithaca College.

ANGELICHO'S COACHING BACKGROUND

YEAR	TEAM	TITLE
1995	SUNY-Brockport	Secondary
1996-97	Ithaca College	Linebackers
1998	Ithaca College	Wide Receivers
1999	Ithaca College	Offensive Line
2000-05	Ithaca College	Offensive Coordinator/OL
2006	University of Pittsburgh	Offensive Asst./TEs
2007-10	University of Pittsburgh	Tight Ends
2011	Rutgers	Tight Ends
2012-13	Tampa Bay Buccaneers	Tight Ends
2014-15	Cleveland Browns	Tight Ends
2016-18	Green Bay Packers	Tight Ends
2019	Washington Commanders	Tight Ends
2020-21	Carolina Panthers	Tight Ends
2022-	Minnesota Vikings	Tight Ends/Pass Game Coord.



LANCE BENNETT



QUALITY CONTROL - DEFENSE

NFL EXPERIENCE: 4TH SEASON
VIKINGS EXPERIENCE: 1ST SEASON



Lance Bennett joins the Vikings as a defensive quality control coach for his fourth season in the NFL. He previously served as the assistant to the head coach for defensive coordinator Brian Flores with the Miami Dolphins from 2019-21.

Prior to his time with the Dolphins, Bennett spent time with Mater Dei Prep in N.J., holding several roles with the school. He first joined Mater Dei in 2016 as offensive coordinator and was in charge of strength and speed training for the team before transitioning to athletic director in 2017, where he oversaw Mater Dei's athletic and health and wellness programs, developed training and conditioning programs and for all students and

coaching hiring, developed coaching standards and oversaw the school's athletic facilities.

Bennett coached at Polytechnic Preparatory Country Day School, his alma mater, for eight years before Mater Dei, where he was offensive coordinator and in charge of strength and speed training for the school.

Bennett attended Indiana where he was a wide receiver and punt/kick returner. The Brooklyn, N.Y., native was high school teammates with Vikings Defensive Coordinator Brian Flores at Polytechnic Preparatory Country Day School.

BENNETT'S COACHING BACKGROUND

YEAR	TEAM	TITLE
2008-15	Polytechnic Prep Country Day	Offensive Coordinator
2016	Mater Dei Prep	Offensive Coordinator
2017-18	Mater Dei Prep	Athletic Director/Offensive Coordinator
2019-21	Miami Dolphins	Assistant to Head Coach
2023	Minnesota Vikings	Quality Control - Defense



THAD BOGARDUS



ASSISTANT INSIDE LINEBACKERS

NFL EXPERIENCE: 10TH SEASON
VIKINGS EXPERIENCE: 1ST SEASON

Thad Bogardus enters his 10 year working in the NFL and first with the Vikings in 2023 as the assistant inside linebackers coach, after spending the past six seasons with the Los Angeles Rams. He previously served as the outside linebackers coach for the Rams in 2022 and the assistant linebackers coach for the team during their Super Bowl LVI winning 2021 season.

In his lone season as assistant defensive line coach in 2020, DL Aaron Donald became the third player in league history to be named NFL Defensive Player of the Year three times. He was also named the PFWA Defensive Player of the Year award for the second time. Donald finished with a team-high 13.5 sacks.

In 2019, Bogardus' first seasons as assistant defensive line/defensive quality control coach, the defensive front powered its way to 50.0 sacks, the fourth-highest total in the league. The unit also featured a stellar season from DT Aaron Donald, who recorded double-digit sacks for the third-consecutive season and earned Pro Bowl and First-Team All-Pro honors.

During the 2017 and 2018 seasons, Bogardus primarily worked with the defensive line. DT Aaron Donald twice led L.A. in sacks, including an NFL-best 20.5 sacks in 2018. Donald also became the first Rams player to be named The Associated Press Defensive Player of the Year and only one-of-three players in history to win the award in consecutive seasons.

Prior to joining the Los Angeles Rams, Bogardus spent two seasons as a defensive coaching assistant for the Denver Broncos – helping the team win Super Bowl 50."

Bogardus' first year in the NFL came in 2014 as the defensive quality control coach for the Buffalo Bills.

At Ball State University, Bogardus spent 2011 as a football operations graduate assistant and served as the defensive graduate assistant from 2012-13.

A native of Redding, Conn., Bogardus graduated from Elon University in 2011. He and his wife, Lauren, have a daughter, Erika, and a son Brooks.

BOGARDUS' COACHING BACKGROUND

YEAR	TEAM	TITLE
2011	Ball State	Football Operations Graduate Assistant
2013-14	Ball State	Defensive Graduate Assistant
2014	Buffalo Bills	Defensive Quality Control
2015-16	Denver Broncos	Defensive Coaching Assistant
2017-18	Los Angeles Rams	Defensive Quality Control
2019	Los Angeles Rams	Assistant DL/QC
2020	Los Angeles Rams	Assistant Defensive Line
2021	Los Angeles Rams	Assistant Linebackers
2022	Los Angeles Rams	Outside Linebackers
2023	Minnesota Vikings	Assistant Inside Linebackers



RYAN CORDELL



**Passing Game Specialist/
Game Management Coordinator**

NFL EXPERIENCE: 10TH SEASON
VIKINGS EXPERIENCE: 2ND SEASON

Ryan Cordell enters his second season with the Minnesota Vikings after spending three seasons (2019-21) with the Cleveland Browns working as a coaching assistant.

In 2022, Cordell served as the Vikings game management coordinator and played a key role in helping the Vikings become "situational masters." The team finished the regular season with an 11-0 record in one score games after finishing 5-8 in those same situations the previous season.

Cordell served as interim running backs coach for the final 10 games of the 2021 season. He helped the Browns lead the NFL in rushing average with a 5.09 mark, the highest average by a Browns team since 1966. Running back Nick Chubb finish second in the league in rushing yards en route to a Pro Bowl selection and being named a finalist for the FedEx NFL Ground Player of the Year. Cordell also served as the running backs coach for the East team in the 2022 East-West Shrine Bowl.

Cordell worked closely with the offensive line during his first season on the Browns coaching staff, helping the club finish third in the league in rushing with an average of 148.4 yards per game (the team's best since 1978). He also helped tackle Jack Conklin earn Associated Press First-Team All-Pro honors and guards Joel Bitonio and Wyatt Teller earn Second-Team honors.

Bitonio was also selected to the Pro Bowl, while first round pick T Jedrick Wills Jr. was voted the NFL Pepsi Zero Sugar Rookie of the Week for Week 10, becoming just the fourth offensive lineman to win the award since its inception in 2002 and first since 2013.

Cordell spent five seasons (2014-18) with the San Francisco 49ers, serving as special assistant to the general manager during his final two seasons. While with the 49ers, Cordell worked with Vikings general manager Kwesi Adofo-Mensah, head coach Kevin O'Connell and running backs/run game coordinator Curtis Modkins.

In 2016, Cordell was the team's football operations coordinator, assisting with internal projects across all football departments. He served as an offensive assistant on the 49ers coaching staff in 2015, breaking down film for the offense, running the scout team, assisting all offensive coaches and assisting in the coaching of the running back position.

Cordell originally joined the 49ers in 2014 as a salary cap intern, assisting with various roster composition and salary allocation research.

Cordell graduated from Notre Dame with a bachelor's in mathematics and a master's in business administration.

CORDELL'S COACHING BACKGROUND

YEAR	TEAM	TITLE
2015	San Francisco 49ers	Offensive Assistant
2016	San Francisco 49ers	Football Operations Coordinator
2017-18	San Francisco 49ers	Special Asst. to the GM
2019	Cleveland Browns	Football Research Analyst
2020-21	Cleveland Browns	Coaching Assistant
2022-	Minnesota Vikings	Pass Game Specialist/Game Mgmt. Coord.



DALMIN GIBSON

ASSISTANT SPECIAL TEAMS

NFL EXPERIENCE: 1ST SEASON
VIKINGS EXPERIENCE: 1ST SEASON



Dalmin Gibson joins the Vikings as the assistant special teams coach for his first season in the NFL and ninth year coaching in 2023 after spending the 2022 season as special teams coordinator and defensive ends coach for Southern Illinois.

As special teams coordinator and defensive ends coach for SIU in 2022, Gibson was instrumental in helping the special teams unit to five-spot improvement in FCS net punting rankings. He also helped SIU's defense finish sixth in the nation in rushing defense and seventh in sacks. Defensive end Richie Hagarty also earned First-Team All-Conference that season.

Prior to his role at SIU, Gibson spent two seasons (2020-21) on the Michigan State staff as a special teams analyst. Michigan State's improvement on special teams in 2021 was one of the reasons behind a school-record turnaround, as the Spartans went 11-2 and won the Chick-fil-A Peach Bowl over No. 12 Pittsburgh.

Jayden Reed earned first-team All-America honors from the American Football Coaches Association (AFCA) as an all-purpose player thanks to a dynamic return game, as Reed led the Big Ten in punt returns (19.8 avg.; 12 returns for 238 yards) and tied for the FBS lead with two punt returns for touchdowns (62 yards vs. Nebraska, 88 yards vs. Western Kentucky). Reed also ranked fourth in the Big Ten in kick returns (23.5 avg.) and second in the Big Ten and 23rd in the FBS in combined returns (614 yards). He was selected the Big Ten Special Teams Player of the Week vs. Nebraska after his 62-yard punt return late in the fourth quarter tied the game in MSU's eventual overtime victory against the Huskers. Reed was named one of five finalists for the Paul Hornung Award, which is given annually to the nation's most versatile player. As a team, Michigan State led the Big Ten and ranked third in the FBS in punt returns (18.2 avg.).

Punter Bryce Baringer set a school record with his 48.4-yard average, which led the Big Ten and ranked fifth overall in the FBS. Baringer, a second-team all-conference honoree who was named to the Ray Guy Award Watch List, ranked second in the Big Ten with 26 punts of 50-plus yards. Overall, MSU ranked second in the league and 13th in the FBS in net punting (42.9 avg.).

The Spartans also ranked 19th in the FBS in kick return defense (17.7 avg.).

Place-kicker Matt Coghlin became the school's all-time leader in field goals (76) and points (382) as he closed out his illustrious Spartan career in 2021. Coghlin earned Big Ten Special Teams Player of the Week honors for going two-for-two on field goals in the win at Indiana Oct. 16, 2021, including a 51-yarder.

Gibson spent three seasons at Colorado (2017-19), having joined the program in June 2017 as an intern before working his way up to a graduate assistant working with the defense. During his time at Colorado, Gibson worked with a legendary Pete Jenkins disciple, Jimmy Brumbaugh, who was the defensive line coach at the time, and they helped produced All-Pac 12 selections Mustafa Johnson and Terrance Lang. Prior to moving to the defensive line, Gibson assisted with the inside linebackers where Rick Gamboa was an All-Pac 12 selection in those years.

Before Colorado, Gibson spent the 2015-2016 season at his alma mater Dickinson State University (N.D.) as the special teams coordinator and linebackers coach. While at Dickinson, he helped bring the program back to national prominence as the Blue Hawks won the conference in consecutive years as well as national playoff appearances. During that time Dickinson State led the country in interceptions, ranked in the top 20 in scoring defense, and ranked in the top five in sacks and TFLs. Linebacker Tommy Sease was also a two-time NAIA All-American under Gibson and went on to break the school record in tackles.

Before going back to Dickinson State full time, Gibson was at Wayne State College as a graduate assistant, where he was the cornerbacks coach and assistant recruiting coordinator.

Gibson began his coaching career at Dickinson State, as a student coach while he completed his degree, after his stint as a four-year letterman at DSU at outside linebacker.

He graduated from Dickinson State in 2014 with a bachelor's degree in kinesiology and exercise science and received his master's degree in sports management from Chadron State College in 2016.

The Rapid City, S.D., native graduated from Harding County High School in Buffalo, S.D., where he lettered in football and basketball. Gibson and his wife, Sammy, have one daughter, Rua.

GIBSON'S FOOTBALL CAREER

YEAR	TEAM	TITLE
2013	Dickinson State	Outside Linebackers
2014	Wayne State	Cornerbacks/Assistant Recruiting
2015-16	Dickinson State	Special Teams Coordinator/Linebackers
2017-19	Colorado	Graduate Assistant - Defense
2020-21	Michigan State	Defense/Special Teams Analyst
2022	SIU	Special Teams Coordinator/Defensive Ends
2023 -	Minnesota Vikings	Assistant Special Teams



PAT HILL

ASSISTANT DEFENSIVE LINE

NFL EXPERIENCE: 1ST SEASON
VIKINGS EXPERIENCE: 1ST SEASON



Patrick Hill joined the Vikings as the assistant defensive line coach for his first season in the NFL, after spending the 2022 season as a defensive analyst at LSU. Hill brings over a decade of coaching experience to head coach Kevin O'Connell's staff.

In 2022, Hill helped coach an LSU defense that ranked among the best in the SEC. Under Hill, the Tigers had three defenders land spots on the AP All-SEC Team, including defensive end BJ Ojulari who earned first team All-SEC honors. Defensive tackle Mekhi Wingo was also named Third Team AP All-America. Hill and the Tigers won the 2022 Citrus Bowl.

Prior to his time at LSU, Hill served as the assistant defensive line coach at Birmingham-Southern (2021). He came to Birmingham following stints as defensive line coach with Upper Iowa (2020) and Central Oklahoma (2019). At Central Oklahoma, Hill was instrumental in helping DEs Mike Rios and Drequan Brown both earn third-team all-conference accolades.

In 2018, he spent a season at Angelo State University where he coached the national defensive player of the year, Harlon Hill finalist, consensus All-American linebacker Markus Jones, who spent time with the Green Bay Packers and Baltimore Ravens.

Hill has also spent time at Morehead State, Ferrum College, James Madison, West Virginia State and Concordia-Ann Arbor in his career.

Hill got his coaching start at Concordia-Chicago in 2008, where he coached until 2012, helping them win the NATHC Championship in 2011. He also helped Adrian College to the 2012 MIAAC Championship.

The Shreveport, La., native earned an undergraduate degree in sports management and sociology (2010) and a graduate (2011) degree in sports leadership from Concordia-Chicago.

HILL'S FOOTBALL CAREER

YEAR	TEAM	TITLE
2008-11	Concordia University-Chicago River Forest	Defensive Line
2012-13	Adrian College	Defensive Line/J.V. Head Coach
2013-14	Concordia-Ann Arbor	Defensive Line/Asst. Special Teams Coord.
2014-15	West Virginia State	Asst. Defensive Line
2015	James Madison	Assistant Defensive Line
2015-16	Ferrum College	Defensive Line/Asst. Strength & Conditioning
2016-17	Morehead State	Defensive Line/Video Coordinator
2018	Eastern Michigan	Defensive Quality Control/Linebackers
2018	Angelo State	Defensive Line/Asst. Special Teams Coord./Video Coord.
2019	Central Oklahoma	Assistant Coach/Defensive Line
2020	Upper Iowa	Defensive Line
2021-22	Birmingham Southern	Defensive Line
2022	Nicholls State	Defensive Line
2022	LSU	Defensive Analyst
2023 -	Minnesota Vikings	Assistant Defensive Line



MICHAEL HUTCHINGS



ASSISTANT DEFENSIVE BACKS

NFL EXPERIENCE: 1ST SEASON
VIKINGS EXPERIENCE: 1ST SEASON

Michael Hutchings joined the Vikings as the assistant defensive backs coach for his first season in the NFL, after serving as the outside linebackers coach at Western Kentucky. Hutchings brings five years of coaching experience to head coach Kevin O'Connell's staff.

Hutchings comes to Minnesota after previous stints at Western Kentucky (2022), Oregon (2021) and USC (2018-20). During his time at USC, Hutchings helped lead a dramatic improvement in the Trojans' defense from 2019 to 2020, with total yards allowed per game dropping from 408.7 to 369.7 and passing yards allowed per game falling from 246.2 to 216.3. The Trojans had 16 forced turnovers in the shortened six-game 2020 season after getting 16 in 13 games in 2019.

Additionally, Hutchings coached safety Talanoa Hufanga, who was named a consensus All-American and the Pac-12 Defensive Player of the Year, and defensive lineman Marlon Tuipulotu, who made All-Pac-12 first team in 2020.

The Concord, Calif., native played four seasons (2013-16) at inside linebacker for USC, making 15 starts and recorded 118 tackles, including eight tackles for loss, 3.0 sacks, two passes defensed and one interception.

Hutchings received his bachelor's degree in communications from USC in 2017 and a master's degree in communication management.

HUTCHINGS' COACHING BACKGROUND

YEAR	TEAM	TITLE
2018-21	USC	Defensive Assistant/Linebackers
2022	Western Kentucky	Outside Linebackers
2023 -	Minnesota Vikings	Assistant Defensive Backs



DARONTE JONES

**Defensive Backs/
Passing Game Coordinator**

**NFL EXPERIENCE: 7TH SEASON
VIKINGS EXPERIENCE: 3RD SEASON**



Daronte Jones (duh-RAHN-tay), enters his third season with the Vikings as defensive backs coach and his seventh season overall in the NFL. Prior to joining the Vikings, Jones spent one season with LSU, two years with the Cincinnati Bengals as the secondary/cornerbacks coach from 2018-19 and two years with the Miami Dolphins as the assistant defensive backs coach from 2016-17.

In 2022, Jones coached a secondary that finished third in the NFL in passes defended (87) and tied for 10th in the league for interceptions (15). Jones coached cornerback Patrick Peterson, who recorded the sixth-most passes defended (15) and the eighth-most interceptions (five) during that season. He also coached safety Harrison Smith to five interceptions, tying his single-season career-high.

Jones became the defensive coordinator/defensive backs coach at LSU for the 2021 season, helping linebacker Damone Clark earn second-team All-America honors, be selected as a finalist for the Butkus Award and win SEC Defensive Player of the Week twice on the season. During his time at LSU, Jones coached Derrick Stingley Jr., who was selected third overall in the 2022 NFL Draft.

While leading the Vikings defensive backs in 2020, the team ranked top 10 in the NFL in interception, and Jones helped Smith tie his career high with five interceptions.

With the Bengals, Jones aided in the development of young players, including CB Darius Phillips, a late-round draft pick who led Cincinnati with four interceptions in 2019 despite only playing in eight contests.

Jones previously worked two seasons with the Miami Dolphins as

an assistant defensive backs coach. In 2017, Jones helped S Reshad Jones to a team-high 122 tackles and a berth in the Pro Bowl. In his first season as a professional coach in 2016, Jones helped coach a Dolphins defense that recorded 16 interceptions, third-most in the NFL. Miami also ranked fourth in the league in third-down defense, allowing opponents to convert on only 36.15 percent of attempts.

Prior to the NFL, Jones served as defensive backs coach at Wisconsin in 2015, as the Badgers led the nation with just seven passing touchdowns allowed. Wisconsin's passing defense ranked second in the Big Ten and seventh nationally, allowing 173.2 pass yards per game. From 2012-14, Jones served as the secondary coach at Hawaii, adding the title of assistant head coach in 2014. Jones helped improve Hawaii's passing defense by 62.1 yards per game, as the Rainbow Warriors went from 85th nationally in 2011 to the 11th-best passing defense in 2012.

The Capital Heights, Md., native also had earlier coaching stops with the Montreal Alouettes of the Canadian Football League in 2011 as the defensive backs coach and with UCLA in 2010 as the cornerbacks coach. Jones was named assistant head coach/defensive coordinator at Bowie State from 2005-09. His defense finished in the top three nationally in three of his five seasons.

Prior to his time at Bowie State, Jones served as defensive coordinator at two Louisiana high schools – Jeanerette (2004) and Franklin (2003). He also spent the 2002 season coaching safeties at Nicholls State after beginning his coaching career in 2001 as a graduate assistant at Lenoir-Rhyne in North Carolina. Jones played four seasons as a defensive back at Morgan State before earning his bachelor's degree in 2001.

JONES' COACHING BACKGROUND

YEAR	TEAM	TITLE
2001	Lenoir-Rhyne	Graduate Assistant
2002	Nicholls State	Assistant Coach
2003	Franklin High	Defensive Coordinator
2004	Jeanerette High	Defensive Coordinator
2005-09	Bowie State	Assistant Head Coach/Defensive Coordinator
2010	UCLA	Cornerbacks
2011	Montreal Alouettes	Defensive Backs
2012-13	Hawai'i	Secondary
2014	Hawai'i	Assistant Head Coach/Secondary
2015	Wisconsin	Defensive Backs
2016-17	Miami Dolphins	Assistant Defensive Backs
2018-19	Cincinnati Bengals	Secondary/Cornerbacks
2020	Minnesota Vikings	Defensive Backs
2021	LSU	Defensive Coordinator/Defensive Backs
2022 -	Minnesota Vikings	Defensive Backs



CHRIS KUPER

OFFENSIVE LINE

NFL EXPERIENCE: 16TH SEASON
VIKINGS EXPERIENCE: 2ND SEASON



Chris Kuper (pronounced coo-pur) enters his second season with the Minnesota Vikings as offensive line coach in 2023. Kuper, who played eight years in the NFL, joined the Vikings staff after spending three seasons as the assistant offensive line coach with the Denver Broncos.

In 2022, Kuper coached an offensive line that helped the Vikings offense rank eighth in the NFL in scoring (24.9 ppg) and led running back Dalvin Cook to another 1,000-plus yard rushing season. Kuper guided center Garrett Bradbury to a career-high 68.1 pass block grade, according to Pro Football Focus.

Kuper worked under long-time offensive line coach Mike Munchak while in Denver, helping the Broncos offensive line give their quarterbacks the fourth-most time to throw (2.91 seconds) in the NFL, despite being blitzed on 26.9% of their dropbacks, the 13th-most in the NFL in 2021. The Broncos offensive line also blocked for two 900-plus yard rushers, RBs Melvin Gordon III (918) and Javonte Williams (903), the first running back duo since Houston Texans RBs Arian Foster (1,224) and Ben Tate (942) in 2011 to accomplish this feat.

In 2020, Kuper coached Associated Press Second-Team All-Pro tackle Garrett Bolles and assisted the Broncos offensive line in being ranked 13th in the NFL in sacks allowed (32). Kuper coached rookie third-round (83rd overall) center Lloyd Cushenberry III in 2020, one of two rookies (T Tristian Wirfs, Tampa Bay) in the NFL to play 100% of their team's offensive snaps.

Kuper oversaw guard Dalton Risner's rookie season, helping him earn Pro Football Writers of America All-Rookie Team honors after playing the eighth-most snaps among first-year players in

2019. Risner, Bolles and C Connor McGovern all were 16-game starters for Denver in 2019.

Prior to his time in Denver, Kuper worked with the Miami Dolphins as the assistant offensive line coach (2017-18) under Chris Foerster (2017) and Jeremiah Washburn (2018) and as an offensive quality control assistant (2016). Kuper helped aid in the development of T Laremy Tunsil, who allowed just one sack in 2018.

The 2017 offensive line allowed 33 sacks, which was the 11th-fewest in the NFL despite using nine different offensive line combinations. Kuper took over the offensive line coaching duties in Week 7 during the 2017 season, helping the offensive line protect for the sixth-best passing offense during that span. Kuper played eight seasons in the NFL with the Broncos, starting in 79 of his 90 games, playing both right and left guard. He was drafted in the fifth-round (161st overall) of the 2006 NFL Draft out of North Dakota. Kuper and former Vikings TE Jim Kleinsasser (1999) are the two of the last three players to be drafted out of North Dakota.

In his first seven seasons (78 starts) Kuper allowed just 12 sacks, according to STATS. He finished as the NFL's only 16-game starting guard to not allow a sack in 2008 and help the team set a club record for fewest sacks allowed (12). The Broncos also ranked third in the league in yards per rush (4.8), despite placing seven running backs on injured reserve in 2008.

In his eight-year career, Kuper was a three-time captain for the Broncos and was the recipient of the Ed Block Courage Award in 2012. A native of Anchorage, Alaska, he and his wife, Cynthia, have four children: Madeline, James, Anna and Alexandra.

KUPER'S COACHING BACKGROUND

YEAR	TEAM	TITLE
2016	Miami Dolphins	Offensive Quality Control
2017-18	Miami Dolphins	Assistant Offensive Line
2019-21	Denver Broncos	Assistant Offensive Line
2022 -	Minnesota Vikings	Offensive Line



KEENAN MCCARDELL



WIDE RECEIVERS

NFL EXPERIENCE: 25TH SEASON
VIKINGS EXPERIENCE: 3RD SEASON

Keenan McCardell enters his third season with the Minnesota Vikings in 2023 as wide receivers coach, bringing nine years of NFL coaching experience to the club. A two-time Pro Bowler and two-time Super Bowl champion, McCardell played 17 seasons in the NFL as a wide receiver from 1991-2007.

In 2022, McCardell helped WR Justin Jefferson win NFL offensive MVP and become the first player in franchise history to lead the league in both receptions (128) and receiving yards (1,809). Jefferson's 1,809 receiving yards in 2022 was the sixth-most in NFL history and he joined Calvin Johnson, Cooper Kupp, Julio Jones, Jerry Rice and Antonio Brown as the only receivers to reach 1,800 receiving yards in a season. Under McCardell, Jefferson was selected to his third Pro Bowl (2020-22) and he was named NFC Offensive Player of the Week (Week 10) and NFC Offensive Player of the Month (November). McCardell also coached WR K.J. Osborn to two 100-plus yard receiving games, including his five receptions for 117 yards performance where he hauled in a 66-yard reception, marking the longest completion by the Vikings during that season.

Under the direction of McCardell, the wide receivers group turned in another impressive season, with new career highs. Jefferson posted another record-setting season, finishing with the second-most receiving yards in the NFL (1,616), trailing only Rams WR Cooper Kupp who had 1,947. In Week 9 at Baltimore, Jefferson became the second-fastest wide receiver in NFL history to 2,000 career receiving yards, doing so in only 24 games. Jefferson passed Hall of Fame WRs Jerry Rice, Randy Moss and Rams WR Odell Beckham, Jr., to set the NFL record for most receiving yards in a player's first two seasons in the league with 3,016. In addition to being named to his second consecutive Pro Bowl, Jefferson was also named NFC Offensive Player of the Month for the month of November when he caught 24 passes for 464 yards and three touchdowns. Jefferson's 464 yards are the third most in November in franchise history, trailing Moss' 473 receiving yards in 1998 and 510 in 2000.

In 2020, McCardell coached a Jacksonville receiving corps that saw WR DJ Chark become the first Jaguars player since WR Allen Robinson (2015-16) to have consecutive seasons with five-plus receiving touchdowns. WR Laviska Shenault, Jr., had the second-most catches by a Jaguars rookie (58), and he was the third rookie in team history with 600-plus yards and five-plus touchdowns.

In 2019, the Jaguars were one of three teams in the NFL to have

three wide receivers with at least 650 receiving yards. WRs Chark (1,008), Chris Conley (775) and Dede Westbrook (660) became the first trio of wide receivers in franchise history to record at least 600 receiving yards apiece. A 2019 Pro Bowler, Chark had 10 catches of 30+ yards, tied for fourth in the NFL. Chark joined former WRs Robinson (13 in 2015) and Jimmy Smith (12 in 1998) as the only Jaguars players with 10 or more such catches in a season.

In 2018, McCardell called upon his youngest Jags receivers to fill the void. Westbrook set career highs and led the team with 66 receptions, 717 receiving yards and 5 TDs. Westbrook joined Chiefs WR Tyreek Hill as the only players in the NFL with 500+ receiving yards and a punt return TD in 2018.

Despite having five wide receivers on Injured Reserve during the 2017 season, including Pro Bowl WR Robinson, McCardell's unit helped quarterback Blake Bortles achieve a career-high completion percentage. WR Keelan Cole set the team record for receiving yards by an undrafted rookie receiver (748) and ranked eighth in NFL history in the category.

Prior to Jacksonville, McCardell coached the wide receivers at Maryland from 2014-15. He oversaw the development of WR Stefon Diggs, whose 62 catches led the team and he ranked fourth in the Big Ten with 79.2 yards per game. Diggs had four games with 100+ yards and earned second-team All-Big Ten from the league coaches.

McCardell spent two seasons (2010-11) with Washington coaching wide receivers. In 2011, the overall unit had 346 receptions, the second-highest total in team history at the time and eclipsed the 4,000-yard mark. In 2010, his receivers set a then-franchise record for receptions in a season (349). McCardell's unit led the NFL with nine catches of 50-plus yards.

McCardell played in 209 career NFL games with 168 starts, amassed 883 receptions for 11,373 yards and 63 touchdowns. McCardell played for five franchises in his 17 seasons.

He played in Jacksonville from 1996-2001 and ranks second all-time in receptions (499) and yards (6,393) in Jaguars history including a career-best 94 receptions for 1,207 yards in 2000. McCardell earned his first Pro Bowl selection in 1996 after totaling a team-best 85 receptions for 1,129 yards. He had consecutive 90-plus catch seasons in 2000 and 2001 and was voted No. 7 on the Jaguars' All-25, by members of the local media.

McCardell joined Tampa Bay from 2002-03, played in San Diego from 2004-06 and finished in 2007 with Washington. While in San Diego, McCardell was teammates with Vikings Radio Network analyst Ben Leber.

In his debut season in Tampa in 2002, the Bucs went 12-4 in the regular season en route to a winning Super Bowl XXXVII over Oakland, catching both of Tampa Bay's scoring passes in the game. In 2003, he went to his second Pro Bowl following an 1,174-yard, eight touchdown season on 84 catches. McCardell caught a career-best nine touchdowns in San Diego during the 2005 season.

McCardell entered the league in 1991 after being drafted by Washington in the 12th round of the NFL Draft out of UNLV. He

spent his rookie season on injured reserve for the club that won Super Bowl XXVI over Buffalo at the Metrodome in Minneapolis.

Upon finishing his playing career, McCardell began coaching by completing a Bill Walsh Minority Fellowship with the New York Giants during the team's 2009 training camp. He also coached the West wide receivers in the 2010 East-West Shrine Game.

McCardell worked in broadcasting as a studio analyst for Comcast SportsNet for Washington's kickoff show in 2008 and served as a college football analyst for the Mountain West Network in 2009.

McCardell has five children Keandra, Nia and Nakeeya', and sons Keenan II and Kylan.

MCCARDELL'S FOOTBALL CAREER

YEAR	TEAM	TITLE
2010-11	Washington Commanders	Wide Receivers
2014-16	Maryland	Wide Receivers
2017-20	Jacksonville Jaguars	Wide Receivers
2021 -	Minnesota Vikings	Wide Receivers



CURTIS MODKINS

**Running Backs/
Run Game Coordinator**

**NFL EXPERIENCE: 16TH SEASON
VIKINGS EXPERIENCE: 2ND SEASON**



Modkins is in his second season with the Vikings and 28th year coaching in 2023. Before joining the Vikings in 2022, he served as the running backs coach for the Denver Broncos for four seasons (2018-21).

Under Modkins' direction in 2022, the running back unit recorded 18 rushing touchdowns, tied for the seventh-most that season. Running back Dalvin Cook tallied his fourth season with at least 1,000 yards rushing, which ties Robert Smith for the second-most in Vikings history and trails only Adrian Peterson (seven) for the most. Cook finished the 2022 season with the fourth-most rushing yards (1,173) in the NFL and sixth-most carries (264). His career-long 81-yard touchdown run was the second-longest in 2022. Cook tallied the third-most rushing yards (5,993) in franchise history. He was also named to his fourth-consecutive Pro Bowl. RB Alexander Mattison tallied a career-high five rushing touchdowns in 2022.

Modkins has been with seven previous teams since his start in the NFL in 2008, primarily serving as a running backs coach, but has offensive coordinator experience with the Buffalo Bills (2010-12) and San Francisco 49ers (2016), the same 49ers staff that Minnesota Vikings General Manager Kwesi Adofo-Mensah and Head Coach Kevin O'Connell worked on 2016. Modkins has worked with two NFL Pro Bowlers, RB Phillip Lindsay (2018) and RB C.J. Spiller (2012), and four 1,000-yard rushers, Lindsay (Denver, 2018-19), RB Jordan Howard (Chicago, 2017), Reggie Bush (Lions, 2013) and Spiller (Bills, 2012).

During the 2021 season, Modkins helped guide RB Melvin Gordon III (918) and rookie RB Javonte Williams (903) to 900-plus-yard seasons, becoming the first running back duo since Houston Texans RBs Arian Foster (1,224) and Ben Tate (942) in 2011 to accomplish this feat. Additionally, Gordon III and Williams both scored two touchdowns against Detroit in Week 14, becoming just the third running back duo in Broncos history to post two touchdowns in the same game, the first since RBs Gene Mingo and Al Frazier against the Oakland Raiders in 1962. Williams, a 2021 PFWA All-Rookie Team member, posted 1,129 scrimmage yards in 2021, becoming just the seventh rookie in team history to finish the season with at least 1,000 scrimmage yards.

Led by Gordon III and Lindsay, the Broncos nearly rushed for 2,000 yards in 2020, while Gordon's 4.59 rushing average ranked

fourth in the AFC. Under Modkins, Lindsay rushed for 1,011 yards in 2019 and 1,037 in 2018, making him the first undrafted player in NFL history to top the 1,000-yard mark in consecutive seasons to start their career. In 2019, Lindsay became the first undrafted offensive player to record consecutive 1,000-yard rushing seasons. In 2018, he also became the first undrafted offensive player to reach the pro bowl.

Before helping Howard to 1,122 rushing season with the Bears in 2017, Modkins was an offensive coordinator for the 49ers (2016), helping RB Carlos Hyde to 988 rushing yards on the year. Hyde also finished averaging 76.0 rushing yards per game, which is a career high. Modkins helped quarterback Colin Kaepernick to a 90.7 passer rating in his 11 starts, highlighted by throwing 16 touchdowns to only four interceptions in 2016.

As the run game coordinator/running backs coach for the Lions in 2013-15, Modkins oversaw the production of Bush and RB Joique Bell, helping the two to become the first backfield in NFL history to each register 500 rushing yards and 500 receiving yards in the same season in 2013. In his final season in Detroit, Modkins guided rookie RB Ameer Abdullah to a career-best 597 rushing yards.

While working as the Bills offensive coordinator (2010-12), Modkins directed a unit in which QB Ryan Fitzpatrick topped 3,000 passing yards each season and WR Steve Johnson reached the 1,000-yard mark in each campaign. With Spiller earning his first Pro Bowl selection in 2012 after running for 1,244 yards, the Bills featured a 3,000-yard passer, a 1,000-yard rusher and a 1,000-yard receiver for the first time in 10 seasons.

Modkins began his NFL coaching career with the Kansas City Chiefs in 2008 and then moved to the Arizona Cardinals in 2009 before becoming the Bills offensive coordinator.

Modkins spent 13 years working at the collegiate level before making his way to the NFL, spending time as the running backs coach (2003-07) and defensive backs coach (2002) with Georgia Tech, cornerbacks coach with New Mexico (1998-2001) and tight ends coach (1997) and secondary coach with TCU.

A native of Marlin, Texas, Modkins played football at TCU (1989-92) and finished his career with the third-most rushing yards in school history (2,763).

MODKINS' FOOTBALL CAREER

YEAR	TEAM	TITLE
1996	TCU	Secondary
1997	TCU	Tight Ends
1998-2001	New Mexico	Cornerbacks
2002	Georgia Tech	Defensive Backs
2003-07	Georgia Tech	Running Backs
2008	Kansas City Chiefs	Running Backs
2009	Arizona Cardinals	Running Backs
2010-12	Buffalo Bills	Offensive Coordinator/Running Backs
2013-15	Detroit Lions	Run Game Coordinator/Running Backs
2016	San Francisco 49ers	Offensive Coordinator
2017	Chicago Bears	Running Backs
2018-21	Denver Broncos	Running Backs
2022 -	Minnesota Vikings	Running Backs/Run Game Coordinator



DERRON MONTGOMERY



QUALITY CONTROL - OFFENSE

NFL EXPERIENCE: 2ND SEASON
VIKINGS EXPERIENCE: 2ND SEASON

Derron Montgomery enters his second season in the NFL as an offensive quality control assistant with the Vikings in 2023. He previously served as a senior offensive analyst for the University of Arizona in 2021.

In 2022, Montgomery helped the Vikings offense finish seventh in the league in total offense (361.5) and sixth in passing yards per game (263.8). The unit averaged 22.5 first downs per game, the fourth-most in the NFL. Minnesota scored 58 points on their opening drives, the second-most in the NFL in 2022. Four offensive players were also named to the Pro Bowl – running back Dalvin Cook, quarterback Kirk Cousins, tight end T.J. Hockenson and wide receiver Justin Jefferson.

While with Arizona in 2021, Montgomery helped WR Stanley Berryhill III finish second in the Pac-12 in receptions (83) and fourth in receiving yards (744), ultimately earning him first-team All-Pac-12 (all-purpose) honors and an honorable mention as a wide receiver.

Prior to his time with the Wildcats, Montgomery spent time at Georgia as the offensive quality control coach from 2018-20.

Montgomery served as an assistant head coach with Abilene Christian, working with the fullbacks and tight ends from 2016-17 after his time as the offensive coordinator for New Mexico Highlands in 2016.

In his time with Michigan as the wide receivers coach in 2015, he helped Michigan to a 10-3 overall record and a postseason Citrus Bowl victory over Florida. Montgomery assisted passing game coordinator Jedd Fisch in running position meetings, rotations and subs in game, and he recruited the Texas and South Florida areas. He also helped WRs Jehu Chesson and Amara Darboh both top 50 catches for more than 700 yards. Chesson was named to

the All-Big Ten First Team by the coaches, and won the Bo Schembechler MVP award.

Montgomery began his coaching career as a student assistant coach at Abilene Christian from 2009-11 and then served as an intern coaching assistant for Miami (2012) before serving as the assistant wide receivers coach for Miami from 2013-14. While with Miami, he helped WR Phillip Dorsett lead the ACC in receiving touchdowns (10) and receiving yards per reception (24.2) in 2014. WR Allen Burns had a career-high 62 reception for 1,162 receiving yards and six touchdowns in 2013. His 1,162 receiving yards were fourth-best in the ACC. Montgomery helped Miami to consecutive postseason bowl appearances in 2013 (Athletic Bowl) and 2014 (Independence Bowl).

Montgomery has worked briefly with the Cleveland Browns and Baltimore Ravens in his career. In July 2014 and 2015, he was a training camp volunteer with the Browns, where he crossed paths with then-head coach Mike Pettine and then-quarterbacks coach Kevin O’Connell. From January to February 2012, he worked with the Baltimore Ravens as a postseason volunteer, where he assisted Wilbert Montgomery, his father and Ravens running backs coach, with postseason evaluation and scouting reports of NFL prospects. Wilbert Montgomery played nine seasons in the NFL, eight with the Eagles and one with the Detroit Lions, and is second all-time in Eagles rushing yards (6,538) and touchdowns (45).

The Garland, Texas, native played wide receiver at Iowa State from 2006-09 before his playing career ended due to an injury in 2009. He then transferred to Abilene Christian where he obtained his bachelor’s degree in criminal justice in 2011. Montgomery also has his master’s degree in arts and liberal studies from the University of Miami.

MONTGOMERY'S COACHING BACKGROUND

YEAR	TEAM	TITLE
2009-11	Abilene Christian	Student Assistant Coach
2012-13	Miami	Intern Coaching Assistant
2013-14	Miami	Assistant Wide Receivers
2015	Michigan	Wide Receivers
2016	New Mexico Highlands	Offensive Coordinator
2016-17	Abilene Christian	Assistant Coach - Fullbacks/Tight Ends
2018-20	Georgia	Offensive QC/WRs
2021	Arizona	Senior Offensive Analyst
2022 -	Minnesota Vikings	Quality Control - Offense



CHRIS O'HARA

QUARTERBACKS

NFL EXPERIENCE: 10TH SEASON
VIKINGS EXPERIENCE: 2ND SEASON



Chris O'Hara is in his second season in Minnesota and 14th overall in the NFL as the club's quarterbacks coach in 2023. He most recently served as the offensive assistant during the 2021 season for the Los Angeles Rams, who won Super Bowl LVI.

In his first season as a position coach in 2022, O'Hara helped quarterback Kirk Cousins finish the regular season with the fourth-most passing yards (4,457), the fourth-most completions (424) and tied for the fifth-most passing touchdowns (29). Cousins has eight consecutive seasons with at least 25 touchdown passes thrown, becoming the fifth player in NFL history to accomplish this feat in eight-straight seasons. O'Hara also had a hand in helping Cousins orchestrate a league-leading eight fourth-quarter comebacks, which tied Matthew Stafford (2016) for the NFL record. Cousins was also named to his second-consecutive Pro Bowl and fourth overall in 2022.

O'Hara assisted in QB Matthew Stafford's first season with the team, helping him throw for the third-most passing yards (4,886) and second-most touchdowns (41) in the NFL, all while achieving his career-best 102.9 passer rating (in seasons with more than eight starts). In his first year as offensive assistant, O'Hara had a hand in helping wide receiver Cooper Kupp have one of the best receiving seasons in NFL history, leading the NFL in

receptions (145), receiving yards (1,947) and receiving touchdowns (16), earning AP First-Team All-Pro and Pro Bowl honors.

O'Hara spent the 2020 season with the Jacksonville Jaguars after spending the previous three seasons working with Jay Gruden in Washington (2017-19) as an offensive quality control coach. Prior to his stint in Washington, O'Hara worked as an offensive coaching associate with the Jaguars from 2014-16. In 2015, the Jaguars' offense accounted for 35 touchdown passes, shattering the previous team record of 28 set in 2007.

Before entering the NFL ranks, O'Hara spent three seasons coaching on the defensive side of the ball at the University of Miami from 2011-13, including one season as a graduate assistant and two as a student assistant. In his final season with the Hurricanes, O'Hara helped Miami finish third in the ACC with 27 takeaways.

Prior to working at Miami, O'Hara spent two seasons at Temple, serving as a student assistant with the school's football team.

A native of Swoyersville, Pa., O'Hara graduated from Miami in December 2012 with a degree in sports administration. He and his wife Cynthia married in 2019 and have a son, Lincoln.

O'HARA'S COACHING BACKGROUND

YEAR	TEAM	TITLE
2009-10	Temple	Student Assistant
2011-12	Miami	Student Assistant
2013	Miami	Graduate Assistant
2014-16	Jacksonville Jaguars	Offensive Coaching Assistant
2017-19	Washington Commanders	Offensive Quality Control
2020	Jacksonville Jaguars	Offensive Assistant
2021	Los Angeles Rams	Offensive Assistant
2022 -	Minnesota Vikings	Quarterbacks



JUSTIN RASCATI

ASSISTANT OFFENSIVE LINE

NFL EXPERIENCE: 5TH SEASON
VIKINGS EXPERIENCE: 2ND SEASON



Justin Rascati began his second season as the assistant offensive line coach in 2023. He spent three seasons (2019-21) with the Denver Broncos as an offensive quality control assistant.

In 2022, Rascati helped coach an offensive line that allowed quarterback Kirk Cousins to set a team record for passing attempts (698) and total the second-most completions (424) and passing yards (4,547) in club history. He also helped coach an offensive line that paved the way for running back Dalvin Cook to secure his fourth 1,000-yard rushing season, tying him for the second-most in team history with Robert Smith, trailing only Adrian Peterson (seven).

After spending his first two seasons in Denver assisting offensive line coach Mike Munchak and newly hired Vikings offensive line coach Chris Kuper, Rascati worked more with the team's quarterbacks in 2021. In his role working with the quarterbacks, Rascati aided in QB Teddy Bridgewater recording 3,052 passing yards, 18 touchdowns and a 94.9 passer rating.

While with Denver in 2020, the offensive line used five different combinations and featured steady improvement throughout the year. The unit, which included second-team All-Pro tackle Garrett Bolles, tied for fourth in the NFL in sacks allowed (19) and sacks allowed per game (1.5) through the final 14 weeks of the season.

With the Broncos in 2019, Rascati assisted an offensive line that included three players who started all 16 games (Bolles, center

Connor McGovern & guard Dalton Risner). He was part of an offensive staff that helped RB Phillip Lindsay rush for more than 1,000 yards. Prior to his jump to the NFL, Rascati was the offensive coordinator/quarterbacks coach for the University of Tennessee-Chattanooga, helping the team to a three-win improvement from 2017 (3-8) to 2018 (6-5).

Rascati coordinated the offense for Tennessee Tech in 2016 following two seasons as wide receivers coach and passing game coordinator for Tennessee-Martin. He began his collegiate coaching career as quarterbacks coach for Weber State from 2012-13 following two seasons (2010-11) as offensive coordinator for Kentucky Country Day School in Louisville, Ky.

A former quarterback, Rascati played collegiately at Louisville in 2003 before transferring to James Madison. He passed for 5,912 yards with 51 touchdowns and only 16 interceptions in three seasons (2004-06) at JMU, leading the Dukes to a 13-2 record and the program's first FCS National Championship in 2004. A graduate of Buchholz High School in Gainesville, Fla., Rascati finished his prep career as the school's all-time leader in career passing yards (5,033) and passing touchdowns (45). In 2019, He was selected to participate in the prestigious American Football Coaches Association 35 Under 35 Coaches Leadership Institute at the AFCA Convention in San Antonio.

Rascati and his wife, Jennifer, have three boys: Rhett, Rhys and Riley. He was born on Feb. 8, 1984.

RASCATI'S COACHING BACKGROUND

YEAR	TEAM	TITLE
2010-11	Kentucky Country Day School	Offensive Coordinator
2012-13	Weber State	Quarterbacks
2014-15	Tennessee-Martin	Wide Receivers/Passing Game Coordinator
2016	Tennessee Tech	Offensive Coordinator
2017-18	Tennessee-Chattanooga	Offensive Coordinator/Quarterbacks
2019-21	Denver Broncos	Offensive Quality Control
2022 -	Minnesota Vikings	Assistant Offensive Line



CHRIS RUMPH

DEFENSIVE LINE

NFL EXPERIENCE: 4TH SEASON
VIKINGS EXPERIENCE: 2ND SEASON



Chris Rumph began his second season with the Minnesota Vikings in 2023 and fourth overall in the NFL as defensive line coach. He previously spent the 2021 season as the defensive line coach for the Chicago Bears.

In 2022, Rumph helped defensive lineman Dalvin Tomlinson force his second-career fumble and fumble recovery, marking the first time Tomlinson has registered both in a single season. He also helped both Tomlinson and DL Harrison Phillips to each notch career highs in solo tackles, with Tomlinson recording eight in Week 14 and Phillips totaling six in Week 11. Phillips also played a career-high 664 defensive snaps, and tallied a career-high 59 total tackles on the season.

During his college coaching career, he worked with 25 NFL draft picks, including three first-round selections (defensive end Gaines Adams, defensive tackles Taven Bryan and Malcom Brown).

In the 2021 season, Rumph's second in the NFL, Chicago registered 49 sacks on the season, fourth-most in the league. Additionally, Chicago's defense limited opponents to a third-down conversion rate of 42.1%, which ranked second in the NFL behind the Buffalo Bills (40.7%).

He entered the professional coaching ranks as outside linebackers coach for the Houston Texans in 2020.

Prior to joining the 2020 Texans staff, Rumph spent two seasons as the co-defensive coordinator and outside linebackers coach at the University of Tennessee. In 2018, his first season with the team, the Vols defense was one of the most improved in the FBS, jumping 74 spots in run defense with opponents rushing for nearly 100 fewer yards per game than in 2017. Under the guidance of Rumph, 2020 NFL Draft pick Darrell Taylor emerged as a standout player in 2018, leading the Vols in both sacks (8.0), tackles for loss (11.0), forced fumbles (three) and fumble recoveries (two) en route to Team MVP honors. Taylor earned Bednarik National Player of the Week, Walter Camp National Defensive Player of the Week and SEC Defensive Player of the Week honors after his four-sack performance in the win over No. 12 Kentucky. Taylor's four-sack effort was only the third in Tennessee history. Additionally, Taylor recorded 3.0 sacks and two forced fumbles to go along with six tackles at Georgia. He was one of two Power-5 players with multiple three-sack games in 2018.

He served as the defensive line coach for Florida in 2015 before

being promoted to co-defensive coordinator prior to the 2017 season, and served as full-time defensive coordinator for the final four games of the season after Randy Shannon was promoted to interim head coach. Under Rumph's direction in 2016, Florida ranked fifth in the SEC in rushing defense (114.5 ypg) and finished fourth in the conference in sacks with 31. The 2015 Gators team was one of the nation's best at getting to the quarterback, registering 40 sacks, which ranked fifth nationally and tied for the sixth highest in school history. During his tenure in Gainesville, Rumph produced a host of talent along the defensive line, including five NFL draft picks - Taven Bryan (2018), Caleb Brantley (2017), Joey Ivie (2017), Alex McCalister (2016) and Jonathan Bullard (2016).

Before heading to Florida, Rumph spent one season at Texas as the program's assistant head coach for defense/defensive line. Under Rumph's mentorship, the Longhorns had one of the nation's top defensive lines and ranked 12th in the country with 40 sacks. Texas finished the season ranked 26th in the FBS in total defense (348.5 ypg). The Longhorns 2014 defense was led by DT Malcom Brown, who was a consensus All-American and a finalist for the Nagurski and Outland Trophies. Brown was selected in the first round of the 2015 NFL Draft by the New England Patriots. Fellow DT Hassan Ridgeway also had a big season for the Longhorns, ranking second on the team with 6.0 sacks - which also ranked second among defensive tackles in the Big 12 - and 11 tackles for loss. Ridgeway was a fourth-round pick by the Indianapolis Colts in the 2016 NFL Draft.

Rumph spent three seasons as defensive line coach for Nick Saban at Alabama from 2011-13 and was part of the Crimson Tide's back-to-back BCS national championship teams in 2011 and 2012. During his time in Tuscaloosa, Rumph also coached former Vikings defensive lineman Dalvin Tomlinson in 2013, prior to him being selected in the 2017 NFL Draft. Alabama ranked fifth nationally in total defense (286.5 yards per game) in 2013 and seventh in rush defense (106.2 yards per game). DE Ed Stinson earned All-SEC Second-Team accolades for the Tide.

The Crimson Tide featured the country's top-ranked scoring, total and rushing defense in 2012, allowing just 10.9 points per game, 250.0 yards per game and 76.4 yards rushing per game. Alabama's stifling defense saved its best performance for last as the Tide shut out top-ranked LSU in the national title game by a score of 21-0. Alabama surrendered just five first downs and allowed LSU to cross the 50-yard line just once the entire game. Alabama's 2011 defense was one of the most dominant in the

history of college football.

The Crimson Tide allowed just 8.2 points per game and gave up 183.6 total yards per contest, the fewest by an FBS team in records dating to 1996. Alabama also led the country in passing defense (111.5 ypg) and rushing defense (72.2 ypg).

The 2011 team featured five players along the defensive line that would end up being drafted by NFL teams: nose tackle Josh Chapman, DE Quinton Dial, DT Jesse Williams, DE Jeffrey Pagan and DE Ed Stinson. Chapman earned All-SEC Second-Team honors that season. In total, Rumph coached six NFL Draft picks on the defensive line during his three-year stint with the Crimson Tide.

Rumph was hired as Clemson's defensive line coach in 2006, serving in the role until 2009 when he focused solely on the Tigers' defensive ends. The Tigers ranked among the top-25 nationally in scoring defense and total defense during each of Rumph's five seasons at Clemson. In 2010, Rumph coached unanimous All-American defensive end Da'Quan Bowers, who led the nation in sacks (15.5) and was tied for first in tackles-for-loss (26.0). He won both the Nagurski Trophy as the nation's top defensive player, and the Hendricks Award as the nation's top defensive end, and was a second-round pick in the 2011 NFL Draft by Tampa Bay.

In Rumph's first year with the Tigers, he worked with defensive end Gaines Adams, who was the fourth overall selection in the 2007 draft by Tampa Bay after receiving unanimous All-America honors as a senior. Adams tallied 12.5 sacks to rank fourth in the nation. In his five-year career at Clemson, Rumph coached nine NFL draft picks and four All-ACC selections.

Rumph served as the outside linebackers coach at Memphis from 2003-05, helping lead the Tigers to three-consecutive bowl games, including a pair of bowl victories in 2003 and 2005.

Memphis won 24 games during his three seasons on staff.

The Memphis defense ranked 23rd in the nation in turnover margin in 2005 when the Tigers posted a 7-5 record. The defensive unit allowed just 125.6 yards per game on the ground, first in Conference USA and 27th in the nation. Two of Rumph's players, Tim Goodwell and Carlton Baker, were the top-two tacklers on the defense. Goodwell led the team in tackles with 102 and Baker had 88, including a team best five sacks.

In 2004, Goodwell and fellow linebackers Carlton Baker and Quinton McCrary were three of the top four tacklers on the team, accounting for 284 of the team's total tackles. Rumph's linebackers also logged 10 of the team's 23 sacks in 2004 as Memphis started the year 5-1 and was ranked in the top 25 of The Associated Press poll, the first top-25 ranking in the history of the program.

During Rumph's first year at Memphis in 2003, the Tigers finished the year ranked ninth in the nation in total defense, while linebacker Coot Terry was named to the All-Conference USA team. Rumph served as South Carolina State's defensive backs coach in 2002 after a five-year stint as head coach at Calhoun County High School in his hometown of St. Matthews, S.C., from 1997-2001. Rumph also worked as a graduate assistant coach at South Carolina in the spring of 1997 prior to being named the head coach at Calhoun County High.

Rumph was a four-year letterwinner at South Carolina, where he starred as a linebacker for the Gamecocks under head coaches Sparky Woods and Brad Scott, totaling 141 career tackles. Rumph helped lead USC to its first bowl victory in the 1995 Carquest Bowl. He earned his bachelor's degree from South Carolina in 1994. He and his wife Kila are the proud parents of two sons, Christopher and Elijah. Christopher was drafted in the fourth round (118th overall) of the 2021 NFL Draft by the Los Angeles Chargers and played in all 16 games this past year.

RUMPH'S COACHING BACKGROUND

YEAR	TEAM	TITLE
1997	South Carolina	Graduate Assistant
1997-2001	Calhoun County High	Head Coach
2002	South Carolina State	Defensive Backs
2003-05	Memphis	Outside Linebackers
2006-10	Clemson	Defensive Line/Defensive Ends
2011-13	Alabama	Defensive Line
2014	Texas	Assistant Head Coach for Defense/Defensive Line
2015-16	Florida	Defensive Line
2017	Florida	Co-Defensive Coordinator/Defensive Line
2018-19	Florida	Co-Defensive Coordinator/Outside Linebackers
2020	Houston Texans	Outside Linebackers
2021	Chicago Bears	Defensive Line
2022 -	Minnesota Vikings	Defensive Line



MIKE SIRAVO

INSIDE LINEBACKERS

NFL EXPERIENCE: 4TH SEASON
VIKINGS EXPERIENCE: 1ST SEASON



Mike Siravo is in his fourth season coaching in the NFL and first with the Vikings as inside linebackers coach, after spending two seasons as the senior defensive assistant/linebackers coach and one season as the linebacker coach with the Carolina Panthers. He brings 23 total years of coaching experience, both collegiately and professionally, to head coach Kevin O'Connell's staff.

In 2022, Siravo served as the defensive run game coordinator and coached a run defense that finished 12th in the NFL in rushing average (4.27), fourth in total tackles (1,078) and ninth in tackles for loss (88). Under Siravo, linebacker Frankie Luvu recorded 19 tackles for loss, tied for the second-most in the NFL.

In 2021, Siravo served as the senior defensive assistant/linebackers coach and helped Carolina finish second in the league in total defense, holding their opponents to only 305.9 yards per game. Under Siravo's guidance, LB Shaq Thompson finished the season with 104 tackles, making him the eighth player in franchise history to eclipse 100 tackles in three consecutive seasons. LB Jermaine Carter Jr., also posted a career-high 88 total tackles.

During Siravo's first season with Carolina, Thompson posted his second-consecutive season with over 100 tackles (114), becoming the fifth Panther since 2000 with back-to-back seasons of 100-plus tackles. As a whole, Carolina's linebackers accounted for 344 tackles, ranking 10th in the NFL.

Prior to coaching with Carolina, Siravo spent three years (2017-19) as Baylor's linebackers coach and special teams coordinator. During the 2019 campaign at Baylor, Siravo's linebacking core helped anchor a defense that finished second in turnovers gained (30), third in interceptions (17), eighth in sacks per game (3.31), and fifth in turnover margin (1.08). Under Siravo's teaching, Baylor placed two linebackers on the All-Big 12 Second-Team Defense.

Siravo served his final four seasons at Temple coaching the linebackers. He previously spent one season (2006) at Temple under then-head coach Al Golden as recruiting coordinator and linebackers coach. He coached linebackers for the Owls and served as defensive run coordinator and recruiting coordinator during the AAC-championship season in 2016. Linebackers Avery Williams and Stephoun Marshall both earned 2016 All-AAC honors and Siravo was named the 2016 National Linebackers Coach of the Year by FootballScoop. Siravo coached two-time All-American and 2015 Bednarik Award and Nagurski Trophy winner Tyler Matakevich, who also won AAC Defensive Player of the Year honors.

Prior to returning to Temple, Siravo coached six years (2007-12) at Boston College as defensive backs coach and recruiting coordinator. He coached a secondary that helped three B.C. defenses rank in the top-10 nationally in interceptions: 2007 (second, 25), 2008 (first, 26) and 2010 (eighth, 20). In 2007, Siravo was part of a staff that led Boston College to an 11-3 record and No. 10 final AP ranking. The Eagles ranked second nationally with 25 interceptions. He mentored free safety Jamie Silva, a consensus All-American and Jim Thorpe Award finalist. He also coached linebackers and served as recruiting coordinator at Columbia from 2003-05.

Siravo began his career as a graduate assistant at Boston College from 1998-2000. The former walk-on earned a scholarship and lettered two years at linebacker under head coaches Dan Henning and Tom O'Brien. He earned Academic All-Big East honors as a senior.

The Pawtucket, R.I., native, Siravo earned a bachelor's degree in history from Boston College in 1998. He also earned a master's degree from his alma mater in administrative studies of business in 2000. He and his wife, Alison, are the parents of their three children, William, Evelyn and Henry.

SIRAVO'S COACHING BACKGROUND

YEAR	TEAM	TITLE
1998-2000	Boston College	Graduate Assistant
2003-05	Columbia University	Linebackers
2006	Temple	Recruiting Coordinator
2007-12	Boston College	Defensive Backs
2013-16	Temple	Linebackers
2017-19	Baylor	Linebackers
2020	Carolina Panthers	Linebackers
2021-22	Carolina Panthers	Senior Defensive Assistant/Linebackers
2023	Minnesota Vikings	Inside Linebackers



MIKE SMITH

**Outside Linebackers/
Pass Rush Specialist**

**NFL EXPERIENCE: 14TH SEASON
VIKINGS EXPERIENCE: 2ND SEASON**



Mike Smith enters his second season with the Vikings as outside linebackers/pass rush specialist in 2023, after spending three seasons (2019-21) with the Green Bay Packers. Smith worked with assistant head coach Mike Pettine, while he was the defensive coordinator in Green Bay (2019-20) and for the New York Jets (2010-12). Minnesota Vikings Head Coach Kevin O'Connell played quarterback for the Jets from 2009-11, overlapping with Smith and Pettine.

In 2022, Smith coached two outside linebackers to earn Pro Bowl honors. Outside linebacker Danielle Hunter, who started in all games this season for the first time since 2019 registered 65 tackles (46 solo), a career-high-tying 22 quarterback hits, a team-leading 10.5 sacks and a career-high three passes defended, ultimately earning him his third Pro Bowl nod. OLB Za'Darius Smith finished the 2022 season fifth in the NFC in sacks (10.0) and tied for fourth in tackles for loss (15). On top of a Pro Bowl honor, he earned NFC Defensive Player of the Week (Week 8) and NFC Defensive Player of the Month (October). Smith and Hunter became the second Vikings edge duo in franchise history to each record double-digit sacks (DE Chris Doleman and DE Al Noga, 1989).

During the 2021 season, Smith coached linebackers Rashan Gary and Preston Smith to nine-plus sack seasons, becoming the second linebacker duo in team history to accomplish this feat. The other duo was Smith and LB Za'Darius Smith in 2019. The Packers were also one of two teams to have two linebackers to record nine-plus sacks in 2021; the other was Arizona Cardinals LBs Chandler Jones (10.5) and Markus Golden (11.0).

Smith's unit again led the Packers' pass rush effort in 2020. Z. Smith was named to the Pro Bowl for the second-straight season after tying for fourth in the NFL with 12.5 sacks. He became the first Packers defender to earn a Pro Bowl selection in consecutive years since LB Clay Matthews in 2014-15. Additionally, Z. Smith earned Associated Press Second-Team All-Pro honors for the first time in his career, becoming the first Packers LB to be named All-Pro since Matthews in 2012.

In his first two years playing under Smith (2019-20), Z. Smith posted 26.0 sacks, the most by a player in his first two seasons with the Packers and tied for third in the NFL over that span. Smith also oversaw the development of second-year LB Gary in 2020. Despite only starting four games, Gary finished second on the team with 5.0 sacks and tied for second on the team with 11 quarterback hits during the regular season.

In his first season with the Packers, Smith oversaw the most productive pass-rushing duo in the NFL. Z. Smith (13.5) and P. Smith (12.0) both posted career-high sack totals as they became the first duo in team history (since 1982) to post 12-plus sacks each in the same season and the first duo in NFL history to both register 12-plus sacks in their first season as teammates.

In 2018, Smith tutored LB Dee Ford, who tied for second among NFL linebackers with a career-high 13 sacks on his way to earning Pro Bowl recognition for the first time in his career. Ford was also tied for the league lead (defensive end J.J. Watt) with a career-best seven forced fumbles, tied for the second most in a season in franchise history behind only LB Derrick Thomas (eight, 1992). Smith also coached veteran LB Justin Houston in 2018, helping him register nine sacks and five forced fumbles in 12 games of action. Ford and Houston became the first Kansas City duo to both register five-plus forced fumbles in the same season since DEs Jared Allen and Tamba Hali accomplished the feat in 2006. Ford and Houston joined Broncos LBs Von Miller and Bradley Chubb as the only teammate duo in the NFL in 2018 to both register nine-plus sacks on the season. The defensive line also helped the Chiefs rank No. 1 in the league in takeaways (33), fifth in red-zone defense (49.1percent) and tied for sixth in touchdowns allowed (34).

Prior to his arrival in Kansas City, Smith coached at his alma mater, Texas Tech, for three seasons (2013-15). He served as the co-defensive coordinator and defensive line coach in 2015 after working as the interim defensive coordinator and outside linebackers coach in 2014. Under his guidance in 2014, junior LB Pete Robertson led the Big 12 and was tied for seventh in the country with 12 sacks on his way to earning AP First-Team All-Big 12 honors. Smith served as the co-defensive coordinator and outside linebackers coach in his first season with the Red Raiders in 2013, helping the defense nearly double its takeaways total from the previous season.

Smith worked the previous three seasons for the New York Jets, coaching the outside linebackers in 2012 and serving as a coaching intern in 2010-11. In 2012, he was part of a staff that helped the Jets rank second in the league in passing yards allowed (189.8 ypg) and opponent completion percentage (53.8) and seventh in opponent passer rating (78.2). Smith helped tutor LB Aaron Maybin in 2011, who led the Jets with 6.0 sacks and four forced fumbles in only 13 games of action. Smith was part of a defensive staff that helped New York rank third in the league in total defense (291.5 ypg), run defense (90.9 ypg) and yards

allowed per carry (3.56) in 2010 as the Jets advanced to the AFC Championship Game.

Smith's coaching career began in 2009, when he served as the linebackers coach at the University of Hawaii, where he helped LB Blake Soares post a team-high 107 tackles (58 solo) on his way to earning first-team All-Western Athletic Conference honors.

Smith was a four-year letterwinner as a linebacker at Texas Tech, where he was named team MVP and captain as a senior in 2004. At the time of his graduation, he was one of just five Texas Tech

players to have appeared in 50-plus career games. He was tied for the team lead with 83 tackles as a senior, earning All-Big 12 Honorable Mention, as he helped lead the Red Raiders to an 8-4 overall record and an upset win over fourth-ranked California.

Smith was drafted by the Baltimore Ravens in the seventh round (No. 234 overall) of the 2005 NFL Draft and went on to play from 2005-07 for the Ravens before his career was cut short due to injuries in 2008.

Born Sept. 2, 1981, in Lubbock, Texas, Smith earned a degree in communication studies at Texas Tech. He and his wife, Emily, have two daughters, Kennedy and Finley, and a son, Weston.

SMITH'S COACHING BACKGROUND

YEAR	TEAM	TITLE
2009	Hawai'i	Linebackers
2010-11	New York Jets	Coaching Intern
2012	New York Jets	Outside Linebackers
2013	Texas Tech	Co-Defensive Coordinator/Outside Linebackers
2014	Texas Tech	Defensive Coordinator/Outside Linebackers
2015	Texas Tech	Co-Defensive Coordinator/Defensive Line
2016-17	Kansas City Chiefs	Assistant Defensive Line
2018	Kansas City Chiefs	Outside Linebackers
2019-21	Green Bay Packers	Outside Linebackers
2022 -	Minnesota Vikings	Outside Linebackers/Pass Rush Specialist



TONY SORRENTINO

ASSISTANT WIDE RECEIVERS

NFL EXPERIENCE: 6TH SEASON
VIKINGS EXPERIENCE: 2ND SEASON



Sorrentino began his second season on the Vikings staff and sixth in the NFL as the assistant wide receivers coach in 2023. He previously spent three seasons with Northern Illinois, most recently serving as the passing game coordinator/wide receivers coach.

In 2022, Sorrentino was instrumental in helping wide receiver Justin Jefferson win NFL offensive MVP and become the first player in franchise history to lead the league in both receptions (128) and receiving yards (1,809). Jefferson's 1,809 receiving yards in 2022 was the sixth-most in NFL history and he joined Calvin Johnson, Cooper Kupp, Julio Jones, Jerry Rice and Antonio Brown as the only receivers to reach 1,800 receiving yards in a season. He was selected to his third Pro Bowl (2020-22) and was named NFC Offensive Player of the Week (Week 10) and NFC Offensive Player of the Month (November). Sorrentino also helped WR K.J. Osborn record two 100-plus yard receiving games, including his five receptions for 117 yards performance where he hauled in a 66-yard reception, marking the longest completion by the Vikings during that season.

In 2021, Sorrentino helped coach NIU to a 9-5 record, beating Kent State 41-23 in the MAC Championship. Additionally, he coached WR Trayvon Rudolph to a 2021 All-MAC Second-Team honor, aiding him to 49 receptions, 877 yards and seven touchdowns. Rudolph also recorded 309 receiving yards in a single game against Kent State in 2021, shattering the school's previous record of 266 set by WR Sam Hurd in 2005.

Sorrentino, who was NIU's tight ends and fullbacks coach in 2019, moved to wide receivers coach in 2020. He mentored WR Tyrice Richie to a breakout season in 2020. Richie earned All-MAC honors after leading the team with 597 yards receiving on 53 receptions with four touchdowns in just six games.

In 2019, Huskies tight ends accounted for 34% of NIU's receiving yardage. Tight end Daniel Crawford led the way with 37 receptions for 443 yards and two touchdowns, while TE Mitchell Brinkman tallied 445 yards on 34 catches, including three touchdowns.

Prior to his time at NIU, Sorrentino spent the 2018 season as the director of football operations at Florida Atlantic.

In addition to working at FAU and Minnesota, Sorrentino had stops at Miami (2011), Tennessee (2017), and his alma mater, The College of New Jersey (2007 & 2012). While with Minnesota, Sorrentino coached quarterback Adam Weber to a career year, aiding him in posting 2,679 passing yards, 20 touchdowns and nine interceptions.

Sorrentino spent four years in the NFL with the Jacksonville Jaguars (2013-16) where he worked with the wide receivers. Under Sorrentino's tutelage, Jaguars WR Marqise Lee posted career highs in receptions (63), receiving yards (851) and receiving touchdowns (3) in 2016. WR Allen Robinson earned his first Pro Bowl recognition in 2015 with 1,400 yards receiving and 14 touchdowns. Also in 2015, WR Allen Hurns became the youngest undrafted player since the 1970 NFL merger to post 1,000-plus receiving yards and 10-plus receiving touchdowns in a single season.

Prior to moving into the collegiate and professional coaching ranks, Sorrentino began his coaching career in the New Jersey prep ranks with stints at Montville Township High School (2008), West Essex High School (2006) and Morristown Beard High School (2005).

He and wife, Kara, have three children - a daughter, Marea, and two sons, Anthony, Jr. and Luca.

SORRENTINO'S COACHING BACKGROUND

YEAR	TEAM	TITLE
2005	Morris Beard High	Wide Receivers/Defensive Backs/Long Snappers
2006	West Essex High	Wide Receivers/Defensive Backs/Long Snappers
2007	College of New Jersey	Linebackers
2008	Montville Township High	Tight Ends/Defensive Ends/Kickers
2009	University of Minn.	Offensive Quality Control
2010	University of Minn.	Quarterbacks
2011	Miami	Offensive Graduate Assistant
2012	College of New Jersey	Quarterbacks/Pass Game Coordinator
2013-16	Jacksonville Jaguars	Assistant Wide Receivers
2017	Tennessee	Wide Receivers Analyst
2018	Florida Atlantic	Director of Football Operations
2019	Northern Illinois	Tight Ends/Fullbacks/Inside Wide Receivers
2020	Northern Illinois	Wide Receivers
2021	Northern Illinois	Pass Game Coordinator/Wide Receivers
2022 -	Minnesota Vikings	Assistant Wide Receivers



GRANT UDINSKI

**Assistant Quarterbacks/
Chief of Special Projects**

NFL EXPERIENCE: 4TH SEASON
VIKINGS EXPERIENCE: 2ND SEASON



Grant Udinski (U-din-skee) entered his second season with the Vikings and his first as assistant quarterbacks coach after serving as the assistant to the head coach/special projects in 2022. Udinski previously served as a coaching assistant for the Carolina Panthers from 2020-21.


Udinski entered the NFL coaching ranks with Carolina after spending the 2019 season at Baylor as a graduate assistant.

Prior to becoming a coach, Udinski played defensive end at Towson from 2016-18. In 2018, he was named a CoSIDA Google Cloud Academic First-Team All-American for his achievements in the classroom. He played in all 12 games in 2018, finishing the season with 28 total tackles, 4.5 sacks and three forced fumbles.

The Doylestown, Pa., native played one season at Davidson College as a tight end before transferring to Towson in 2016.

UDINSKI'S COACHING BACKGROUND

YEAR	TEAM	TITLE
2019	Baylor	Graduate Assistant
2020-21	Carolina Panthers	Coaching Assistant
2022	Minnesota Vikings	Assistant to the Head Coach/Special Projects
2023	Minnesota Vikings	Assistant Quarterbacks/Chief of Special Projects



BEN
ELLEFSON



OFFENSIVE ASSISTANT

NFL EXPERIENCE: 4TH SEASON
VIKINGS EXPERIENCE: 3RD SEASON





TYLER WILLIAMS



VICE PRESIDENT OF PLAYER HEALTH AND PERFORMANCE

NFL EXPERIENCE: 17TH SEASON
VIKINGS EXPERIENCE: 2ND SEASON

Tyler Williams enters his second season with the Vikings and first as vice president of player health and performance in 2023. Introduced as the executive director of player health and performance in 2022, he was a part of the team that finished 13-4 and claimed the NFC North title.

Williams spent the past 15 seasons with the Rams in both St. Louis and Los Angeles, serving as the team’s director of sports science/assistant athletic trainer during their Super Bowl LVI victory.

Williams, who worked with head coach Kevin O’Connell from 2020-21, was named the NFC recipient of the Professional Football Athletic Trainers Society’s (PFATS) Tim Davey Assistant Athletic Trainer of the Year after the 2020 season. Named after longtime New York Jets assistant athletic trainer and team/NFL game operations employee Tim Davey, the award is “emblematic of the commitment, dedication and high level of integrity that Davey brought to the profession of athletic training and is representative of his level of service which he dedicated to his surrounding community.”

In 2015, Williams was a member of the Rams athletic training staff that won PFATS’ Ed Block NFL Athletic Training Staff of the Year, an award that is voted on by the PFATS membership and recognizes one NFL athletic training staff annually for their distinguished service to their club, community, and athletic training profession.

Besides his involvement in PFATS and serving as their foundation president since 2017, Williams is also a member of the National Athletic Trainers Association (NATA), certified in Functional Movement Screen (FMS-C) and Chairs the Sports Science Task Force on the NFL Research and Innovation Committee.

Prior to joining the Rams in 2007, Williams was the assistant athletic trainer at Fontbonne University in St. Louis from 2006-07. Williams holds a master’s degree from California University of Pennsylvania, earning a performance enhancement specialist certification. He completed his bachelor’s degree in exercise science with an emphasis in athletic training at Truman State. He and his wife, Katie, have a daughter.



REMI FAMODU-JACKSON



HEAD PERFORMANCE DIETICIAN

NFL EXPERIENCE: 5TH SEASON
VIKINGS EXPERIENCE: 5TH SEASON

Remi Famodu-Jackson returns to the Vikings for her fifth season in 2023 as the team’s head performance dietitian, after

previously serving as a sports dietitian at Training HAUS and a registered dietitian and manager of nutrition services at Twin

Cities Orthopedics. She was a part of the 2022 Vikings team that finished 13-4 and claimed the NFC North title.

Famodu-Jackson got her start in the NFL as a sports dietitian with the Vikings in 2019 and provided sports nutrition therapy to players before beginning her full-time role with the Vikings in 2022. Prior to her time with Twin Cities Orthopedics and Training HAUS, she served as a clinical dietitian in West Virginia from 2015-17, while simultaneously working in the PEIA Weight Management Program.

Famodu-Jackson began her career as a health coach and student worker at Well Works at Ohio University, a position she held from 2010-12, while obtaining her bachelor's degree.

Famodu-Jackson received her Bachelor of Science in Dietetics in

2012 from Ohio, where she was also a varsity letterwinner for OU women's soccer in 2008, 2009 and 2011. She then obtained her Master of Science in Human Nutrition and Foods in 2014 from West Virginia, before earning her doctorate in animal and food science from WVU in 2017.

Throughout her career, Famodu-Jackson has had multiple published publications and is in her second year as director of learning and development for the Professional Football Registered Dietitian's Society (PFRDS). She has also received many awards while in college and in her professional career, both in the medical nutrition therapy as well as during her time as a collegiate soccer player.

Famodu-Jackson and her husband reside in Burnsville, Minn., with their daughter and son.



JOSH HINGST

DIRECTOR OF PLAYER PERFORMANCE

NFL EXPERIENCE: 15TH SEASON

VIKINGS EXPERIENCE: 3RD SEASON



Hingst began his third season with the Minnesota Vikings in 2023 as director of player performance, as he embarks on his 15th NFL season. Hingst was a part of the 2022 Vikings team that finished 13-4 and claimed the NFC North title. From 2013-20 Hingst was head strength & conditioning coach with the Philadelphia Eagles, part of a team that won the first Super Bowl title for the franchise, Super Bowl LII over New England, in Minneapolis at U.S. Bank Stadium. Hingst implements a holistic program to address all areas of athletic development, utilizing a variety of strength, speed, and power methods to individualized to each athlete.

In 2013, his first year with the Eagles, Hingst played a major role in the implementation of one of the NFL's first data-driven training systems, introducing technologies such as Catapult-GPS Tracking, Omegawave and Eliteform - Velocity Based Training, that culminated in an NFC East Championship that year. Hingst strives to remain at the forefront of progressive and cutting-edge performance training methods, recently utilizing Forcedecks, Nordboard, Blood Biomarker and Microbiome testing and Zebra Tracking Systems.

The Eagles were successful during Hingst's tenure, winning three NFC East titles, Super Bowl LII and making a return to the NFC Divisional Playoffs in 2018. After the 2017 season Hingst was awarded the Professional Strength & Conditioning Association Champions Award. The Eagles finished as the healthiest team in the league in 2016 based on games lost due to injury and finished in the top 10 of the category five times while Hingst led

the program.

Prior to Philadelphia, Hingst served as the assistant strength coach for the Jacksonville Jaguars (2011-12). From 2009-11, he worked as the director of sports nutrition at the University of Nebraska-Lincoln where he directed fueling practices for all 21 sports. Before his time with the Huskers, Hingst worked as the team nutritionist for the Atlanta Falcons (2008-09), where he oversaw the nutrition and assisted with strength and conditioning capacities. His first full-time position was as an assistant strength & conditioning coach at Florida State (2004-08). He was fortunate to get his first start in the field as an undergrad at the Nebraska working for Boyd Epley, Mike Arthur, and the Husker Power Performance Staff.

In 2013, Hingst published "The Athlete's Guide to Sports Supplements," and he has written for industry publications throughout his career. He speaks regularly at conferences, holds a master's degree and is working toward a doctorate. Hingst is a registered dietician, a certified strength and conditioning specialist and has completed a number of professional development courses in the areas of speed and movement development, postural restoration and functional manual therapy techniques.

A native of Hooper, Neb., Hingst earned a pair of bachelor's degrees at Nebraska in nutritional science and dietetics, as well as in exercise science. He holds a master's degree in clinical nutrition from Florida State and has studied for a doctorate in

exercise physiology at Nebraska. Hingst and his wife, Megan, | have a daughter, June.



URIAH MYRIE

HEAD ATHLETIC TRAINER

NFL EXPERIENCE: 8TH SEASON
VIKINGS EXPERIENCE: 2ND SEASON



Uriah Myrie enters his second year as the Vikings as head athletic trainer in 2023, marking his eighth NFL season and 14th overall in athletic training. Myrie was a part of the 2022 Vikings team that finished 13-4 and claimed the NFC North title. Prior to Minnesota, Myrie spent five seasons with the Houston Texans as an assistant athletic trainer, where he served as a supervisor for the summer and year-long internship program and sports medicine fellowship, a preceptor for clinical affiliated athletic training education programs and a coordinator for concussion management.

Prior to his time with the Texans, Myrie worked with the Arizona State football team from 2015-17, serving as a program assistant athletic trainer, specifically working with player rehabilitation.

Myrie spent the 2014 season interning for the Buffalo Bills after serving as a graduate assistant athletic trainer with the University of Utah football program (2012-14) and an assistant athletic trainer for Hudson Valley Community College from 2011-12. He broke into the NFL as a summer intern with the Carolina Panthers in 2009 and spent two seasons with the club.

The Albany, N.Y., native earned his bachelor's degree in athletic training from Delaware in 2011 before obtaining his master's degree in exercise and sports science from Utah in 2014.

Myrie is a NCSA Certified Strength and Conditioning Specialist, NASM Corrective Exercise Specialist and Performance Enhancement Specialist. He also received his Sports Manual Therapy Certification from the Institute for Athlete Regeneration in 2018 and 2020. Myrie is certified in Active Release Techniques (Upper Extremity, Spine and Lower Extremity), Dry Needling (Structure and Function Level 1 and Level 2), Fascial Manipulation (Stecco Method Level 1), Owens Recovery Science (Blood Flow Restriction) and in the Graston Technique Instrument Assisted Soft Tissue Mobilization. He is also a Certified Healthcare Provider in Basic Life Support by the American Heart Association, an NATA BOC Certified Athletic Trainer and received his Texas State Licensure.

Myrie gained training in manual therapy techniques in dry needling, fascial manipulation and active release techniques for upper and lower extremities and spine.



MATT DUHAMEL

**Director of Rehabilitation/
Assistant Athletic Trainer**

NFL EXPERIENCE: 12TH SEASON
VIKINGS EXPERIENCE: 11TH SEASON



Matt Duhamel is in his fourth season as the Vikings director of rehabilitation/assistant athletic trainer in 2023. He was a part of the 2022 Vikings team that finished 13-4 and claimed the NFC North title. Duhamel was previously a member of the Vikings athletic training staff from 2010-16 as an assistant athletic trainer/physical therapist. From 2016-0, he was the director of athletic therapy for the Minnesota Timberwolves.

Duhamel assists on Tyler Williams' staff with injury prevention, evaluation, treatment and rehabilitation while drawing on his experience and training as a licensed physical therapist.

Duhamel worked during the offseason in the Twin Cities as an outpatient physical therapist with NovaCare Rehabilitation from 2010-12, while assisting the Vikings in-season and he previously gained NFL experience before joining the Vikings. He spent the

2006 season with the New England Patriots and worked with the team during the offseasons of 2005 and 2010 as an athletic training intern and physical therapy clinical student.

A member of the National Athletic Trainer's Association and the American Physical Therapy Association, Duhamel earned his undergraduate degree in athletic training at Northeastern, where he worked with the football and men's basketball teams. He earned his Doctorate of Physical Therapy from Boston University in 2010. Duhamel is certified by the American Board of Physical Therapy Specialties as a Sports Clinical Specialist and by the National Academy of Sports Medicine as a Corrective Exercise Specialist and Performance Enhancement Specialist.

A native of Lawrence, Massachusetts, Duhamel resides in Edina, Minn., with his wife, Jamie, and their sons, Colin and Ryan.



DAVID JANTZI

**Assistant Athletic Trainer/
Physical Therapist**

NFL EXPERIENCE: 10TH SEASON
VIKINGS EXPERIENCE: 8TH SEASON



David Jantzi entered his tenth season in the NFL and eighth season as an assistant on the Vikings athletic training staff in 2023 as assistant athletic trainer/physical therapist. Jantzi was a part of the 2022 Vikings team that finished 13-4 and claimed the NFC North title. He spent the 2016 season working with Twin Cities Orthopedics during the offseason and then joined the Vikings at the beginning of the 2016 season to assist the Vikings medical staff. Before joining the Vikings, Jantzi earned his first full-time NFL position with the NFC North rival Chicago Bears. Jantzi assists in the evaluation and care of all injuries sustained and helps implement proactive treatment and rehabilitation programs for the athletes.

Jantzi started in the athletic training field as a student at Nebraska, where he assisted with the athletic training staff for football during his undergraduate days. Following his graduation in 2003 with a bachelor's degree in athletic training, he went on to A.T. Still University's Arizona School of Health Sciences to

earn his doctorate degree in physical therapy. After graduation, he moved to Minnesota where he worked for NovaCare Rehabilitation and gained his first NFL exposure by interning with the Vikings during summer offseason programs from 2007-10. He left NovaCare to become the head athletic trainer for the Arena Football League's Chicago Rush in 2011-12 and later returned to Minnesota again to help provide game day coverage during the 2013 season. Jantzi is a certified strength and conditioning specialist by the National Strength and Conditioning Association. Jantzi is also a certified in Level 2 dry needling. The Vikings staff was honored by their NFL peers as the Athletic Training Staff of the Year for 2017 as part of the annual Ed Block Courage Award gala.

Jantzi, a native of Wood River, Neb., and graduate of Wood River High School, is a member of the National Athletic Trainers' Association. He is also a licensed physical therapist in Minnesota. Jantzi is married to Sarah and the couple resides in St. Michael with their sons, Daxon and Rocco.



DERIK KEYES

ASSISTANT DIRECTOR OF PLAYER PERFORMANCE

NFL EXPERIENCE: 12TH SEASON
VIKINGS EXPERIENCE: 7TH SEASON



Derik Keyes enters his seventh season with the Vikings player health and performance staff in 2023. Keyes has spent 15 years as a strength and conditioning coach and starting his 12th year in the NFL. Keyes started with the Vikings in 2017 and helped the team earn the 2017 NFC North division title, after a 13-3 season, in which the team advanced to the NFC Championship game. Keyes was also a part of the 2022 Vikings team that finished 13-4 and claimed another NFC North title. The Vikings have made three playoff appearances in the last six seasons (2017, 2019, 2022), since Keyes began his tenure with the club. Keyes assists with all aspects of the weight training, speed training, and return to play program.

Keyes held the same position with the Cleveland Browns from 2013-16. Keyes also served with Houston Texans in 2012 where the team went 12-4, winning the AFC south division under former head coach Gary Kubiak.

During his time in Cleveland, Keyes worked directly with wide receivers and defensive backs in the 2016 season, where he was a part of one of the first high performance models in the NFL. The performance model was on the cutting edge of strength and conditioning with the aim of performance enhancement and injury prevention.

While in Houston, Keyes assisted with all aspects of the weight training, speed training, and return to play program. Keyes served under the 2012 NFL Strength Coach of the Year, Cedric Smith, and helped the Texans claim an AFC South title in his lone season with the club.

In 2011, Keyes returned to his alma mater, Louisiana-Lafayette, where he worked with football and served as the director of strength and conditioning for men's and women's track and field. The Ragin' Cajuns football team made school history winning the New Orleans Bowl, their first official bowl appearance, in 2011. Keyes also served as the director of freshman football development.

As a graduate assistant strength and conditioning coach at South Alabama in 2010, Keyes helped the Jaguars complete their second official season with an undefeated record (10-0) under head coach Joey Jones. Keyes also assisted the Jaguars by developing workouts for several Olympic programs as well as volleyball, men's and women's tennis, baseball, basketball, track and field. He started his coaching journey at Louisiana-Lafayette as a football strength and conditioning intern in 2009.

A four-year letterman at safety with the Ragin' Cajuns from 2004-08, Keyes earned Sun Belt All-Conference Honors and Sunbelt Player of the Week after recording 18 tackles in a game against Kansas State in 2008. Keyes served as team captain, team defensive MVP and earned the Hammer Award, given to the player who delivered the hardest hits of the season.

Keyes graduated with a bachelor's degree in 2008 from Louisiana at Lafayette and earned his master's degree from the University of California-Pennsylvania in performance enhancement and injury prevention. He is a certified performance enhancement specialist through the National Academy of Sports Medicine. Some of his other certifications include the following: PES, CES, and CPT, USAW Sports Performance Coach, NSCA Member, Certified Speed Specialist through the NASE - CSS, AED and CPR.

Keyes is originally from Laurel, Miss., and raised in Lafayette, La. He attended Lafayette High School where he lettered all four years in football and track and field. Keyes was a standout athlete and was awarded all-district, All-Acadiana, All-Parish, and all-state honors. He also served as the team captain and earned team MVP for the Mighty Lions.

His father, Brian Keyes, was a professional body builder who won Mr. Mississippi titles in 1985-86. Keyes is the son of Barbara (Durr) Beardsley and is married to his wife, Victoria, with whom he just welcomed a baby girl, Nova, with in 2022.



MARQUIS JOHNSON

ASSISTANT STRENGTH AND CONDITIONING

NFL EXPERIENCE: 5TH SEASON
VIKINGS EXPERIENCE: 3RD SEASON



Johnson enters his third season on the Vikings strength and conditioning staff in 2023 as an assistant strength and conditioning coach and fifth year in the NFL. Johnson was a part of the 2022 Vikings team that finished 13-4 and claimed the NFC North title. Prior to Minnesota, he most recently served as an assistant strength and conditioning coach at Jackson State in 2020.

Johnson is a certified strength and conditioning coach through the NSCA as well as through the Collegiate Strength & Conditioning Association. Throughout his career, he has utilized progressive sports science technologies such as StatSports GPS Tracking and helped facilitate various individualized recovery strategies. He continues to push the envelope and is familiar with a variety of methods to enhance strength, power, speed and agility.

He was named coordinator of strength & performance in February 2019 at the University of Houston after two seasons with the San Francisco 49ers (2017-18) as a strength & conditioning assistant. He joined the 49ers after serving as an assistant strength coach at the University of Tennessee in 2016.

Johnson joined Tennessee's athletic department after stops in Texas as the head strength coach at Memorial (Port Arthur) High School (2014-16), West Brook (Beaumont) High School (2012-14) and Galena Park (Texas) High School (2010-12). In addition to his strength & conditioning duties, Johnson worked with defensive backs, defensive linemen and outside linebackers in football, as well as the school's powerlifting programs.

Before his time in the high school ranks, Johnson spent two academic years (2008-10) at Eastern Michigan, where he began as a graduate assistant and later moved to the school's interim head strength & conditioning coach. In addition to football at EMU, Johnson worked with the school's men's and women's basketball teams, golf, tennis and soccer teams. While at Eastern Michigan, he earned his master's degree in administration.

A native of Houston, Texas, Johnson played collegiately at Prairie View A&M (2004-08) where he began as a tight end before moving to defensive end. His younger brother, Jerrod, was the Vikings' assistant quarterbacks coach in 2022 and now serves as the quarterbacks coach of the Texans. He received his bachelor's degree in human performance from Prairie View A&M.



DAN RIDENOUR

**Assistant Player Performance/
Sports Science Coordinator**

NFL EXPERIENCE: 2ND SEASON
VIKINGS EXPERIENCE: 2ND SEASON



Dan Ridenour enters his second season with the Vikings in 2023 as assistant player performance/sports science coordinator. He was a part of the 2022 Vikings team that finished 13-4 and claimed the NFC North title. Prior to Minnesota, Ridenour served as the assistant director of the Nebraska Athletic Performance Lab at the University of Nebraska from 2020-22.

During his time as assistant director, Ridenour assisted with the overall management of Nebraska Sports Science by working with coaching and support staffs on the integration of technologies, training strategies and rehabilitation processes to promote athlete development, health and training efficiency. Ridenour did two stints at Nebraska, serving as an assistant strength coach for Nebraska from July 2015 to October 2018, working with track and field, women's gymnastics and men's and women's tennis

Prior to returning to Nebraska, Ridenour worked for Wilmington College as the school's first Director of Athletic Performance, overseeing the training of 13 teams and the department's internship program.

From 2012-15, Ridenour was a graduate assistant at St. John's University (2015), strength as a conditioning intern with the University of Memphis football program (2014) and interned with the University of Minnesota football program (2012-13). He also served as the Director of Athletic Training and Program Development, Spark Athletic, in Kuwait City, Kuwait during that time span.

Ridenour is a graduate of Luther College, earning degrees in physical education and communications studies. He received his master's in exercise science from the University of Nebraska-Omaha and is working towards his professional doctorate in human performance innovation at the University of Limerick.



CONNOR WHICKER

ASSISTANT ATHLETIC TRAINER

NFL EXPERIENCE: 3RD SEASON
VIKINGS EXPERIENCE: 2ND SEASON



Connor Whicker enters his second season with Minnesota as an assistant athletic trainer. Whicker was a part of the 2022 Vikings team that finished 13-4 and claimed the NFC North title. This season will mark Whicker's third year in the NFL and sixth year in athletic training. Whicker is responsible for providing high-level healthcare services for the team, including the prevention, evaluation, clinical management and rehabilitation of injuries.

Prior to joining the Vikings, Whicker served as the football assistant athletic trainer for Louisville's football team. Whicker also spent the 2020 season working as a seasonal athletic training intern with the Houston Texans after serving as a graduate assistant athletic trainer with Arkansas football program (2018-2020). During his time with the Texans, Whicker

was responsible for coordinating and implementing COVID-19 protocols to create a safe workplace. He also served as the liaison between the sports medicine staff and team physicians. Whicker's first NFL experience came in 2016 when he worked for the Carolina Panthers as a summer intern. He went on to work for the Miami Dolphins in 2017 working in the same role.

The Charlotte, N.C., native earned his bachelor's degree in athletic training from High Point University in 2018 before obtaining his master's degree in sports management from Arkansas in 2020.

Whicker and his wife, Lauren, reside in Rosemount, Minn., with their son, Kase, and golden retriever, Bailey.



LEXUS BLUNT

ASSISTANT ATHLETIC TRAINER

NFL EXPERIENCE: 3RD SEASON
VIKINGS EXPERIENCE: 1ST SEASON



Lexus Blunt is entering her first season with the Minnesota Vikings as an assistant athletic trainer. She has previous athletic training experience working in the NFL, at ESPN Wide World of Sports in Orlando, Fla., and covering the FHSAA Track and Field State Championships.

Prior to joining the Vikings, Blunt served as an NFL apprentice for the Houston Texans. During her first two full-time seasons with the Texans, Blunt was responsible for coordinating dentistry appointments, monitoring and administering concussion testing, and creating rehab programs for athletes. Blunt also served as the assistant athletic trainer at the

University of Indianapolis from August 2019 to October 2021 where she primarily supported volleyball and women's lacrosse. Blunt's initial NFL experience was in 2018 when she worked with the Minnesota Vikings as a summer training camp intern. She also interned with the Jacksonville Jaguars and Philadelphia Eagles.

The Indianapolis, Ind., native received her undergraduate degree in athletic training from Indiana, where she primarily worked with the football program, but spent rotations with the wrestling and rowing teams. Blunt obtained her master's degree from Ohio University in 2018 while working as the head athletic trainer at a local high school.



MARANNA GUNNERSON

ASSISTANT ATHLETIC TRAINER

NFL EXPERIENCE: 2ND SEASON
VIKINGS EXPERIENCE: 2ND SEASON



Maranna Gunnerson is in her second season with Minnesota, her first as an assistant athletic trainer. She spent the 2022 season with the Vikings as a seasonal athletic training intern prior to transitioning into her current role as an assistant athletic trainer and liaison between the team and Twin Cities Orthopedics.

Prior to joining the Vikings, Gunnerson gained further athletic training experiences at multiple universities during her graduate career. She spent time with the Minnesota's women's basketball team during the 2022 season. In 2021, Gunnerson worked with

Missouri and Sioux Falls' football programs. Gunnerson also assisted with the women's basketball team at South Dakota State in 2020.

The Annandale, Minn., native earned her bachelor's degree in biology from the College of Saint Benedict in 2018 before obtaining her master's degree in exercise science and wellness from Liberty University in 2020. She then earned an additional master's degree in athletic training from South Dakota State in 2022. Gunnerson is a member of the National Athletic Trainers'

Association and has received training in manual therapy and dry | needling techniques.



JORDAN ADDISON



3

WIDE RECEIVER

Ht: 5-11

Wt: 175

DOB: 1-27-02

College: USC

Vikings Season: Rookie **NFL Season:** Rookie

Acquired: D1 '23

2023 GP/GS

2/1

CAREER GP/GS

2/1

PLAYOFF GP/GS

0/0

KEY TRANSACTIONS

- Drafted in the first round (23rd overall) of the 2023 NFL Draft out of USC, becoming the sixth Vikings first-round pick from USC, the most of any school.

OFF THE FIELD

- Son of Keisha Blackman and Rolando Addison.
- Has six brothers and three sisters.

CAREER NOTES

- 10th USC wide receiver drafted in the first round in franchise history, and the first Trojan WR to go in the first round since Nelson Agholor in 2015. He was the ninth WR drafted by the Vikings in the first round.

2023 | MINNESOTA VIKINGS

- Had three catches for 72 yards in Week 2 at Philadelphia (9/14), including a 62-yard touchdown. He joined Percy Harvin (2009) and Sammy White (1976) as the only rookies in team history to start the season with touchdown receptions in two consecutive games.
- Made NFL debut in Week 1 vs. Tampa Bay (9/10) catching four passes for 61 yards and scoring his first career touchdown
- His 61 receiving yards in Week 1 rank only behind Randy Moss (95 in 1998) and Sammy White (71 in 1976) for most receiving yards by a Vikings rookie in Week 1 in team history.

COLLEGE - PITTSBURGH/USC

- Transferred to USC before the 2022 season, catching 59 passes for 875 yards receiving and eight touchdowns.
- In his two-year career at Pittsburgh (2021-22), he had 160 receptions for 2,259 yards (14.1 average) with 21 touchdowns, plus 75 carries for 114 yards (7.1 avg) and a touchdown, 14 punt returns for 200 yards (14.3 avg), two kickoff returns for 39 yards (19.5 avg) and a tackle.
- As a freshman for the Panthers in 2020, he appeared in 10 games, making eight starts, totaling 60 receptions for 666 yards (11.1 avg) with four touchdowns, all team-high marks.
- Also had nine carries for 58 yards (6.4 avg), two punt returns for 15 yards (7.5 avg), two kickoff returns for 39 yards (19.5 avg) and a tackle. His 6.0 catches per game and 60 receptions were the most nationally by a freshman.

HONORS

- First-Team All-Pac-12 (2022)
- Biletnikoff Award (2021)
- Consensus All-American (2021)
- Associated Press First-Team All-American (2021)
- Football Writers Association of America First-Team All-American (2021)
- Sporting News First-Team All-American (2021)
- Walter Camp First-Team All American (2021)
- All-Atlantic Coast Conference First Team (2021)
- All-Atlantic Coast Conference Third-Team All-Purpose (2021)
- Freshman All-American by The Athletic, Rivals.com and 247Sports.com (2020)
- All-ACC Honorable Mention (2020)

- ACC Rookie of the Year runner-up (2020)

PREP - TUSCARORA (MD.)

- Rated the nation's No. 21 wide receiver by 247Sports, No. 6 overall prospect in Maryland by 247Sports, No. 12 by ESPN and No. 21 by Rivals.
- Made 2019 Baltimore Touchdown Club "Super 22" and All-Area as a senior wide receiver, quarterback and defensive back at Tuscarora High.
- Hauled in 25 receptions for 544 yards (21.8 avg) and eight touchdowns in 2019.

JORDAN ADDISON'S NFL REGULAR SEASON RUSHING/RECEIVING STATISTICS													
		RECEIVING							RUSHING				
DATE	TEAM	GP	GS	NO.	YDS.	AVG.	LG	TD	NO.	YDS.	AVG.	LG	TD
2023	Vikings	2	1	7	133	19.0	62t	2	0	0	0.0	0	0
NFL TOTALS		2	1	7	133	19.0	62T	2	0	0	0.0	0	0

JORDAN ADDISON'S NFL REGULAR SEASON RETURN STATISTICS													
		KICKOFF RETURNS					PUNT RETURNS						
DATE	TEAM	RET.	YDS.	AVG.	LG	TD	NO.	FC	YDS.	AVG.	LG	TD	
2023	Vikings	0	0	0.0	0	0	0	0	0	0.0	0	0	
NFL TOTALS		0	0	0.0	0	0	0	0	0	0.0	0	0	

JORDAN ADDISON'S NFL REGULAR SEASON DEFENSIVE STATISTICS																													
		TACKLES								INTERCEPTIONS							O. FUMB					ST				MISC			
DATE	TEAM	GP	GS	TK	S	A	TFL	YDS	SK	YDS	QBH	NO	YDS	LG	TD	PD	FF	FR	TD	YDS	TK	S	A	FF	FR	S	A		
2023	Vikings	2	1	0	0	0	0	0	0.0	0.0	0	0	0	0	0	0	0	0	0	0	0	0	0	0	0	0	0	0	
NFL TOTALS		2	1	0	0	0	0	0	0.0	0.0	0	0	0	0	0	0	0	0	0	0	0	0	0	0	0	0	0	0	

SINGLE-GAME HIGHS: RECEIVING

Receptions
Receiving Yards
Receiving Average
Longest Receptions

4 vs. TB, Sep 10, 2023
 72 at PHI, Sep 14, 2023
 24.0 at PHI, Sep 14, 2023
 62t at PHI, Sep 14, 2023

Receiving TDs
All-Purpose Yards
Most TDs

1 at PHI, Sep 14, 2023
 ...1 more at 1.
 72 at PHI, Sep 14, 2023
 1 at PHI, Sep 14, 2023
 ...1 more at 1.

2023 GAME-BY-GAME REGULAR-SEASON STATISTICS (VIKINGS)

		RECEIVING							RUSHING								
DATE	OPPONENT	P/S	NO.	YDS.	AVG.	LG	TD	NO.	YDS.	AVG.	LG	TD	W/L	SCORE			
09/10	Buccaneers	P	4	61	15.3	39t	1	0	0	0.0	0	0	L	17-20			
09/14	at Eagles	S	3	72	24.0	62t	1	0	0	0.0	0	0	L	28-34			
2023 TOTALS		2-1	7	133	19.0	62T	2	0	0	0.0	0	0	0-2				



BRIAN ASAMOAH II

(Aw-sum-wah)

33

LINEBACKER

Ht: 6-0

DOB: 3-29-00

Vikings Season: 2

Acquired: D3 '22

Wt: 226

College: Oklahoma

NFL Season: 2



2023 GP/GS

2/0

CAREER GP/GS

18/0

PLAYOFF GP/GS

1/0

KEY TRANSACTIONS

- Third-round (66th overall) pick out of Oklahoma in the 2022 NFL Draft, becoming the first defensive player the Vikings drafted out of Oklahoma since former linebacker Rufus Alexander (2007, 176th overall).

OFF THE FIELD

- Goes by B.A.
- Of Ghanaian descent like Vikings General Manager Kwesi Adofo-Mensah.
- Every number he has worn is a division of six. Wore 24 in college.
- Owns a french bulldog named Chrome.
- Has three brothers and one younger sister.
- Graduated in December 2021 with a degree in human relations.

CAREER NOTES

- Had the second-most defensive snaps among the Vikings 2022 draft class (cornerback Akayleb Evans, 159), appearing in 116. He totaled 15 tackles with one forced fumble and a fumble recovery. Also had two special teams tackles.

2023 | MINNESOTA VIKINGS

- Appeared on both defense and special teams in Weeks 1 and 2.

2022 | MINNESOTA VIKINGS

- Played in 16 contests as a rookie, only missing the season finale.
- Played in his first-career playoff game in the Wild Card Round against the New York Giants (Jan. 15, 2023).
- Played in a career-high 27 defensive snaps against the New York Giants (Dec. 24), forcing a fumble, recovering it and returning it 12 yards.
- Totaled a career-high eight tackles on defense against the Colts (Dec. 17).
- Recorded his first-career defensive tackle at Miami (Oct. 16).
- Appeared in his first-career defensive snaps vs. Chicago (Oct. 9), playing in six snaps defensively.
- Recorded his first-career special teams tackle vs. Detroit (Sept. 25).
- Made his NFL debut vs. Green Bay (Sept. 11) appearing on special teams.

COLLEGE - OKLAHOMA

- Finished his career at Oklahoma playing in 37 games (19 starts), making 179 tackles, 13.0 tackles for loss, 5.0 sacks, one interception returned 29 yards, three forced fumbles and five passes defended.
- Member of three Big 12 championship teams, two College Football Playoff squads and teams that won the 2020 Cotton Bowl and 2021 Alamo Bowl in his four seasons (teams went a combined 44-8).
- A 2021 Butkus Award semifinalist and second-team All-Big 12 selection by league coaches and media.
- Played in 12 of team's 13 games in 2021, making 10 starts, and posted a squad-high 90 tackles (55 solo), as well as 4.0 tackles for loss and two forced fumbles.
- Registered career highs of 14 tackles and 2.0 tackles for loss while forcing a fumble at Baylor (Nov. 11, 2021) and logged 10 tackles, 1.0 sack and a forced fumble against Iowa State (Nov. 20, 2021).
- Played in all 11 games as a redshirt sophomore in 2020 and made nine starts. Led the team with 66 tackles (34 solo) to go along

- with 5.5 TFLs, 2.0 sacks, four pass breakups, five quarterback hurries and a forced fumble.
- Recorded his first career interception (returned 29 yards) and seven tackles in the Cotton Bowl win over No. 10 Florida (Dec. 30, 2020).
- Played in 13 of 14 games in 2019 as OU qualified for the College Football Playoff and finished 12-2. He tallied 23 tackles, 3.5 TFLs and 2.0 sacks.
- Redshirted in 2018 (did not play).

HONORS

- Butkus Award Semifinalist (2021)
- First-Team Academic All-Big 12 selection (2021)
- 3x Second-Team Academic All-Big 12 selection - AP, Coaches and Media (2020)

PREP - ST. FRANCIS DE SALES (OHIO)

- Ranked as a three-star recruit by 247Sports, ESPN and Rivals.
- Rated as the No. 29 outside linebacker in the country by ESPN, No. 39 by 247Sports and No. 42 by Rivals.
- No. 19 player in Ohio by 247Sports and No. 22 by Rivals and ESPN.
- Posted 36 tackles, including 8.0 for loss and 1.5 sacks, and two pass breakups as a senior.
- Two-way player who also ran for 1,697 yards and 18 touchdowns on 248 carries and caught two passes for 90 yards and a touchdown in his high school career.
- Also received offers from Michigan, Notre Dame, Penn State and others.

BRIAN ASAMOAH II'S NFL REGULAR SEASON DEFENSIVE STATISTICS

DATE	TEAM	GP	TACKLES							INTERCEPTIONS							O. FUMB					ST				MISC			
			GS	TK	S	A	TFL	YDS	SK	YDS	QBH	NO	YDS	LG	TD	PD	FF	FR	TD	YDS	TK	S	A	FF	FR	S	A		
2023	Vikings	2	0	3	1	2	0	0	0.0	0.0	0	0	0	0	0	0	0	0	0	0	1	1	0	0	0	0	0		
2022	Vikings	16	0	15	9	6	0	0	0.0	0.0	0	0	0	0	0	1	1	0	12	2	2	0	0	0	0	0			
NFL TOTALS		18	0	18	10	8	0	0	0.0	0.0	0	0	0	0	0	1	1	0	12	3	3	0	0	0	0	0			

SINGLE-GAME HIGHS: DEFENSIVE

Total Tackles	8 vs. IND, Dec 17, 2022	Fumble Recoveries	1 vs. NYG, Dec 24, 2022
Solo Tackles	4 vs. IND, Dec 17, 2022	Special Teams Tackles	1 vs. TB, Sep 10, 2023
Forced Fumbles	1 vs. NYG, Dec 24, 2022	Longest Opp Fumble Return	...2 more at 1. 12 vs. NYG, Dec 24, 2022

2023 GAME-BY-GAME REGULAR-SEASON STATISTICS (VIKINGS)

DATE	OPPONENT	P/S	TACKLES							INTERCEPTIONS							O. FUMB					ST				MISC			
			TK	S	A	SK	YDS	TFL	YDS	QBH	NO	YDS	LG	TD	PD	FF	FR	TD	YDS	TK	S	A	FF	FR	S	A	W/L	SCORE	
09/10	Buccaneers	P	1	0	1	0.0	0.0	0	0	0	0	0	0	0	0	0	0	0	0	1	1	0	0	0	0	0	L	17-20	
09/14	at Eagles	P	2	1	1	0.0	0.0	0	0	0	0	0	0	0	0	0	0	0	0	0	0	0	0	0	0	L	28-34		
2023 TOTALS		2-0	3	1	2	0.0	0.0	0	0	0	0	0	0	0	0	0	0	0	0	1	1	0	0	0	0	0	0	0-2	

2022 GAME-BY-GAME REGULAR-SEASON STATISTICS (VIKINGS)

DATE	OPPONENT	P/S	TACKLES							INTERCEPTIONS					O. FUMB				ST				MISC		SCORE			
			TK	S	A	SK	YDS	TFL	YDS	QBH	NO	YDS	LG	TD	PD	FF	FR	TD	YDS	TK	S	A	FF	FR		S	A	W/L
09/11	Packers	P	0	0	0	0.0	0.0	0	0	0	0	0	0	0	0	0	0	0	0	0	0	0	0	0	0	0	W	23-7
09/19	at Eagles	P	0	0	0	0.0	0.0	0	0	0	0	0	0	0	0	0	0	0	0	0	0	0	0	0	0	0	L	7-24
09/25	Lions	P	0	0	0	0.0	0.0	0	0	0	0	0	0	0	0	0	0	0	0	1	1	0	0	0	0	0	W	28-24
10/02	at Saints	P	0	0	0	0.0	0.0	0	0	0	0	0	0	0	0	0	0	0	0	0	0	0	0	0	0	0	W	28-25
10/09	Bears	P	0	0	0	0.0	0.0	0	0	0	0	0	0	0	0	0	0	0	0	0	0	0	0	0	0	0	W	29-22
10/16	at Dolphins	P	1	1	0	0.0	0.0	0	0	0	0	0	0	0	0	0	0	0	0	0	0	0	0	0	0	0	W	24-16
10/30	Cardinals	P	0	0	0	0.0	0.0	0	0	0	0	0	0	0	0	0	0	0	0	0	0	0	0	0	0	0	W	34-26
11/06	at Commanders	P	0	0	0	0.0	0.0	0	0	0	0	0	0	0	0	0	0	0	0	0	0	0	0	0	0	0	W	20-17
11/13	at Bills	P	0	0	0	0.0	0.0	0	0	0	0	0	0	0	0	0	0	0	0	0	0	0	0	0	0	0	W	33-30+
11/20	Cowboys	P	1	0	1	0.0	0.0	0	0	0	0	0	0	0	0	0	0	0	0	0	0	0	0	0	0	0	L	3-40
11/24	Patriots	P	0	0	0	0.0	0.0	0	0	0	0	0	0	0	0	0	0	0	0	0	0	0	0	0	0	0	W	33-26
12/04	Jets	P	0	0	0	0.0	0.0	0	0	0	0	0	0	0	0	0	0	0	0	0	0	0	0	0	0	0	W	27-22
12/11	at Lions	P	0	0	0	0.0	0.0	0	0	0	0	0	0	0	0	0	0	0	0	0	0	0	0	0	0	0	L	23-34
12/17	Colts	P	8	4	4	0.0	0.0	0	0	0	0	0	0	0	0	0	0	0	0	0	0	0	0	0	0	0	W	39-36+
12/24	Giants	P	1	1	0	0.0	0.0	0	0	0	0	0	0	0	0	1	1	0	12	0	0	0	0	0	0	0	W	27-24
01/01	at Packers	P	4	3	1	0.0	0.0	0	0	0	0	0	0	0	0	0	0	0	0	1	1	0	0	0	0	0	L	17-41
01/08	at Bears		ON INACTIVE LIST																			W	29-13					
2022 TOTALS		16-0	15	9	6	0.0	0.0	0	0	0	0	0	0	0	0	1	1	0	12	2	2	0	0	0	0	0	13-4	

+ - Overtime



MEKHI BLACKMON

(muh-KYE)



5

CORNERBACK

Ht: 5-11

Wt: 178

DOB: 3-18-99

College: USC

Vikings Season: Rookie **NFL Season:** Rookie

Acquired: D3b '23

2023 GP/GS

2/0

CAREER GP/GS

2/0

PLAYOFF GP/GS

0/0

KEY TRANSACTIONS

- Drafted in the third round (102nd overall) of the 2023 NFL Draft out of USC.

OFF THE FIELD

- Currently working on his master's degree in gerontology at USC.
- Cousin, Nashon Wright, is a cornerback for the Dallas Cowboys.
- Also played basketball in high school.
- Was teammates with Vikings 2023 first-round pick Jordan Addison at USC.

CAREER NOTES

2023 | MINNESOTA VIKINGS

- Made NFL debut in Week 1 vs. Tampa Bay (9/10) registering one tackle.

COLLEGE - COLLEGE OF SAN MATEO/COLORADO/USC

- In 2022 at USC, registered 66 total tackles (45 solo), 15 passes defensed, three interceptions, one forced fumble and one fumble recovery.
- Transferred to USC prior to the 2022 season from Colorado.
- In his four-year career at Colorado (2018-21), he had 87 tackles, including three for loss and two sacks, 13 pass breakups, two interceptions and a fumble recovery while appearing in 25 games, including 19 starts.
- Attended College of San Mateo in 2017 and had 20 tackles, an interception, pass breakup and fumble recovery as a freshman.
- During his time at College of San Mateo, the team went 11-2, its winningest record in program history, and advanced to the state championship game.

HONORS

- All-Pac-12 Honorable Mention (2021)
- Pro Football Focus All-Pac-12 Third Team (2021)

PREP - MENLO-ATHERTON (CALIF.)

- Made the 2016 San Francisco Chronicle All-Metro Honorable Mention and all-conference as a senior wide receiver and defensive back at Menlo-Atherton High School in Atherton (Calif.).
- In 2016, he had 23 receptions for 620 yards (27.0 avg) with nine touchdowns on offense and six interceptions on defense.

MEKHI BLACKMON'S NFL REGULAR SEASON DEFENSIVE STATISTICS

DATE	TEAM	GP	TACKLES							INTERCEPTIONS						O. FUMB				ST				MISC			
			GS	TK	S	A	TFL	YDS	SK	YDS	QBH	NO	YDS	LG	TD	PD	FF	FR	TD	YDS	TK	S	A	FF	FR	S	A
2023	Vikings	2	0	2	1	1	0	0	0.0	0.0	0	0	0	0	0	0	0	0	0	0	0	0	0	0	0	0	0
NFL TOTALS		2	0	2	1	1	0	0	0.0	0.0	0	0	0	0	0	0	0	0	0	0	0	0	0	0	0	0	

2023 GAME-BY-GAME REGULAR-SEASON STATISTICS (VIKINGS)

DATE	OPPONENT	P/S	TACKLES							INTERCEPTIONS						O. FUMB				ST				MISC				
			TK	S	A	SK	YDS	TFL	YDS	QBH	NO	YDS	LG	TD	PD	FF	FR	TD	YDS	TK	S	A	FF	FR	S	A	W/L	SCORE
09/10	Buccaneers	P	1	1	0	0.0	0.0	0	0	0	0	0	0	0	0	0	0	0	0	0	0	0	0	0	0	0	L	17-20
09/14	at Eagles	P	1	0	1	0.0	0.0	0	0	0	0	0	0	0	0	0	0	0	0	0	0	0	0	0	0	0	L	28-34
2023 TOTALS		2-0	2	1	1	0.0	0.0	0	0	0	0	0	0	0	0	0	0	0	0	0	0	0	0	0	0	0-2		



ANDREW BOOTH JR.



23

CORNERBACK

Ht: 6-0

DOB: 9-28-00

Vikings Season: 2

Acquired: D2a '22

Wt: 194

College: Clemson

NFL Season: 2

2023 GP/GS

2/0

CAREER GP/GS

8/1

PLAYOFF GP/GS

0/0

KEY TRANSACTIONS

- Second-round (42nd overall) pick in the 2022 NFL Draft with a selection received from Indianapolis through Washington.
- Placed on injured reserve on 11/30/22.

OFF THE FIELD

- Majored in communications.
- Got his nickname "Smooov" for his style both on and off the field.
- Diagnosed with Osgood-Schlatter Disease as a child.
- Two-time ACC Honor Roll selection (2019-20).
- Has four sisters and two brothers, including his twin sister, Alicia.
- Played centerfield and rightfield in high school baseball.

CAREER NOTES

- Played in 100 defensive snaps, appearing in six games and making one start, as a rookie before being placed on IR, totaling 11 defensive tackles and one on special teams.

2023 | MINNESOTA VIKINGS

- Made season debut in Week 1 vs. Tampa Bay (9/10).

2022 | MINNESOTA VIKINGS

- Finished his rookie season appearing in six games with one start, securing 12 total tackles.
- Started his first-career NFL game against Dallas (Nov. 20) and had a game-high nine tackles.
- Played in his first-career defensive snaps at Buffalo (Nov. 13), recording three tackles in 37 snaps.
- Returned from an injury to play at Miami (Oct. 16), appearing on six special teams snaps.
- Made his NFL debut against Green Bay (Sept. 11), and he was inactive Weeks 2-4 due to injury.

COLLEGE - CLEMSON

- Finished his Clemson career with 75 tackles, including 5.5 for loss, 10 pass breakups, five interceptions, a sack and a fumble recovery (which he returned 21 yards for a touchdown) over 35 career games, including 15 starts, from 2019-21.
- Departed for the NFL Draft after his junior season.
- He and Mario Goodrich swept first-team honors at cornerback, which is half of the first single-school duo to sweep both First-Team All-ACC cornerback honors since 1997 in 2021.
- Nabbed team defensive player of the game honors after compiling two interceptions and a pass breakup at South Carolina in 2021, joining Marion Reeves (1971) and Willie Underwood (1980) as the only Clemson players with multiple interceptions in a game during the rivalry's history.
- Credited with 30 tackles, four pass breakups, two interceptions, a sack and a 21-yard fumble returned for a touchdown over 11 games (four starts) in 2020.
- Recorded six tackles and a pass breakup in 65 defensive snaps over 13 games in 2019. Also played on special teams in two games.

HONORS

- First-Team All-ACC (2021)
- Associated Press First-Team All-Conference (2021)
- Pro Football Focus First-Team All-Conference (2021)
- Phil Steele First-Team All-Conference (2021)
- Finalist for Blanchard-Rogers Trophy (2021), presented to the top college player either in or from the state of South Carolina.
- AP Second-Team All-ACC (2020)
- PFF Second-Team All-ACC (2020)
- All-ACC Academic Team (2020)
- ACC Defensive Back of the Week against Virginia (2020)

PREP - ARCHER (GA.)

- Five-star cornerback who was ranked among the top-50 players in the nation by every service.
- Ranked as the No. 8 overall player in the nation by Rivals.com, the highest-ranked Clemson signee in that class.
- Three-year starter at Archer High School, notching 162 tackles, including 131 solo, 44 passes defended, 22 receptions for 557 yards and four touchdowns, 13 interceptions, four forced fumbles and a blocked field goal.
- As a senior in 2018, was the region specialist of the year, a team captain and county defensive back of the year.
- Selected to play in the 2018 Under Armour All-America game.
- Committed to Clemson, July 30, 2018.

ANDREW BOOTH JR.'S NFL REGULAR SEASON DEFENSIVE STATISTICS

DATE	TEAM	GP	GS	TACKLES					INTERCEPTIONS					O. FUMB					ST				MISC					
				TK	S	A	TFL	YDS	SK	YDS	QBH	NO	YDS	LG	TD	PD	FF	FR	TD	YDS	TK	S	A	FF	FR	S	A	
2023	Vikings	2	0	0	0	0	0	0	0	0.0	0.0	0	0	0	0	0	0	0	0	0	0	0	0	0	0	0	0	0
2022	Vikings	6	1	11	11	0	0	0	0	0.0	0.0	0	0	0	0	0	0	0	0	0	0	0	1	1	0	0	0	0
NFL TOTALS		8	1	11	11	0	0	0	0	0.0	0.0	0	0	0	0	0	0	0	0	0	0	0	1	1	0	0	0	0

SINGLE-GAME HIGHS: DEFENSIVE

Total Tackles
Solo Tackles

9 vs. DAL, Nov 20, 2022
9 vs. DAL, Nov 20, 2022

Special Teams Tackles

1 at BUF, Nov 13, 2022

2023 GAME-BY-GAME REGULAR-SEASON STATISTICS (VIKINGS)

DATE	OPPONENT	P/S	TACKLES					INTERCEPTIONS					O. FUMB					ST				MISC						
			TK	S	A	SK	YDS	TFL	YDS	QBH	NO	YDS	LG	TD	PD	FF	FR	TD	YDS	TK	S	A	FF	FR	S	A	W/L	SCORE
09/10	Buccaneers	P	0	0	0	0.0	0.0	0	0	0	0	0	0	0	0	0	0	0	0	0	0	0	0	0	0	0	L	17-20
09/14	at Eagles	P	0	0	0	0.0	0.0	0	0	0	0	0	0	0	0	0	0	0	0	0	0	0	0	0	0	L	28-34	
2023 TOTALS		2-0	0	0	0	0.0	0.0	0	0	0	0	0	0	0	0	0	0	0	0	0	0	0	0	0	0	0	0-2	

2022 GAME-BY-GAME REGULAR-SEASON STATISTICS (VIKINGS)

DATE	OPPONENT	P/S	TACKLES							INTERCEPTIONS					O. FUMB				ST					MISC		W/L	SCORE	
			TK	S	A	SK	YDS	TFL	YDS	QBH	NO	YDS	LG	TD	PD	FF	FR	TD	YDS	TK	S	A	FF	FR	S			A
09/11	Packers	P	0	0	0	0.0	0.0	0	0	0	0	0	0	0	0	0	0	0	0	0	0	0	0	0	0	0	W	23-7
09/19	at Eagles									ON INACTIVE LIST														L	7-24			
09/25	Lions									ON INACTIVE LIST														W	28-24			
10/02	at Saints									ON INACTIVE LIST														W	28-25			
10/09	Bears									ON INACTIVE LIST														W	29-22			
10/16	at Dolphins	P	0	0	0	0.0	0.0	0	0	0	0	0	0	0	0	0	0	0	0	0	0	0	0	0	0	0	W	24-16
10/30	Cardinals	P	0	0	0	0.0	0.0	0	0	0	0	0	0	0	0	0	0	0	0	0	0	0	0	0	0	0	W	34-26
11/06	at Commanders	P	0	0	0	0.0	0.0	0	0	0	0	0	0	0	0	0	0	0	0	0	0	0	0	0	0	0	W	20-17
11/13	at Bills	P	2	2	0	0.0	0.0	0	0	0	0	0	0	0	0	0	0	0	0	1	1	0	0	0	0	0	W	33-30+
11/20	Cowboys	S	9	9	0	0.0	0.0	0	0	0	0	0	0	0	0	0	0	0	0	0	0	0	0	0	0	0	L	3-40
11/24	Patriots									INACTIVE														W	33-26			
12/04	Jets									DID NOT PLAY														W	27-22			
12/11	at Lions									DID NOT PLAY														L	23-34			
12/17	Colts									DID NOT PLAY														W	39-36+			
12/24	Giants									DID NOT PLAY														W	27-24			
01/01	at Packers									INJURED RESERVE														L	17-41			
01/08	at Bears									INJURED RESERVE														W	29-13			
2022 TOTALS		6-1	11	11	0	0.0	0.0	0	0	0	0	0	0	0	0	0	0	0	0	0	0	0	0	0	0	0	13-4	

+ - Overtime



GARRETT BRADBURY



56

CENTER

Ht: 6-3

DOB: 6-20-95

Vikings Season: 5

Acquired: D1 '19

Wt: 300

College: NC State

NFL Season: 5

2023 GP/GS

1/1

CAREER GP/GS

58/58

PLAYOFF GP/GS

3/3

KEY TRANSACTIONS

- Selected in the first round (No. 18 overall) in the 2019 NFL Draft.

OFF THE FIELD

- In November 2019, helped give away 250 turkeys with other offensive linemen at The Salvation Army-Citadel Worship and Service Center in St. Paul.
- Earned degree in business supply operations management in 2017 and played the 2018 season as a graduate student.
- Father, Tim, played football at Eastern Washington and Montana State.
- Married wife, Carson, in spring 2021.

CAREER NOTES

- Started all 57 games in which he appeared for through his first four seasons in the NFL.
- Named the Vikings 2019 Rookie of the Year as part of annual Minnesota Football Honors program.
- The third N.C. State player selected in the first round by the Vikings, joining RB Ted Brown in 1979 (16th overall) and CB Dewayne Washington in 1994 (18th overall).

2023 | MINNESOTA VIKINGS

- Inactive Week 2 at Philadelphia (9/14).
- Made season debut vs. Tampa Bay (9/10) before leaving with a back injury.

2022 | MINNESOTA VIKINGS

- Started all 12 games at C on the season, missing only two offensive snaps all season before missing the rest of the regular season.
- Started in the Wild Card matchup vs. New York Giants (1/15/23), his third career playoff game and start.
- Blocked for Kirk Cousins who set a team record for passing attempts (698) and totaling the second-most completions (424) and passing yards (4,547) in club history.
- Paved the way for Dalvin Cook to secure his fourth 1,000-yard rushing season, tying him for the second-most in team history with Robert Smith, trailing only Adrian Peterson (7).

2021 | MINNESOTA VIKINGS

- Started all 13 games, all at center, in which he appeared on the season.
- Caught his second career pass, a 21-yard reception on a deflected pass at Green Bay (1/2/22).
- Started at Detroit (12/5), vs. Pittsburgh (12/9), at Chicago (12/20) and vs. LA Rams (12/26).
- Dressed but did not play vs. Green Bay (11/21) and at San Francisco (11/28), his first games active after coming off the COVID-19 list.
- Remained on Reserve/COVID-19 for game at LA Chargers (11/14).
- Placed on Reserve/COVID-19 for game at Baltimore (11/7) on 11/4, the first game or start he missed in his NFL career.
- Started at Carolina (10/17), his first NFL game in his hometown of Charlotte, and helped offense to a 100+ yard RB (Dalvin Cook, 140), WR (Adam Thielen, 126) and 300+ yard QB (Kirk Cousins, 373) in an OT win.
- Started vs. Detroit (10/10) and helped RB Alexander Mattison to a new career-high with 113 yards on the ground in the win.
- Started vs. Seattle (9/26), opening the way for Mattison to match his career-best with 112 yards rushing and helping team win first game of the season.

- Started at Arizona (9/19), helping RB Dalvin Cook to 131 yards rushing and part of a line that only allowed 1.0 sack.
- Started Week 1 at Cincinnati (9/12).

2020 | MINNESOTA VIKINGS

- Started all 16 games as the Vikings offense totaled the seventh-most rushing yards (2,283) and the second-most scrimmage yards (6,548) in team history.
- Vikings ranked fourth in NFL total offense, a 12-spot jump from 2019, and scored 55 offensive TDs, the second-best mark in team history behind the 1998 squad.
- Helped RB Dalvin Cook rush for 1,557 yards, the third-best mark in Vikings history and the second-most in the NFL for the year.
- Cook had 16 rushing TDs, the second-best season mark in Vikings history, and earned a second-straight Pro Bowl berth.
- Cook tied a team record in win at Green Bay (11/1) by scoring four TDs in a game (three rushing, one receiving), only the third time in Vikings history the feat has been accomplished, and tied the team record with three rushing TDs in a game.
- Helped WR Justin Jefferson re-write the NFL and team rookie record book with an NFL post-merger record 1,400 yards receiving and a team-record 88 catches en route to Second-Team *Associated Press* All-Pro honors and a Pro Bowl berth.
- Protected QB Kirk Cousins as he threw for a career-high 35 TD passes and a 105.0 passer rating, the second-most touchdown passes in a season by a Vikings QB and the first time in team history a QB had consecutive seasons with a 100+ passer rating.
- The unit paved the way for 382 total yards of offense, two rushing touchdowns by Cook and three successful 2-point conversions vs. Green Bay (9/13).
- Helped Minnesota to 410 net yards of offense as the Vikings had a pair of 100-yard receivers and a 100-yard rusher at Houston (10/4) for the first time since 2000.
- Line allowed just one sack while the offense posted 487 net yards and Cook rushed for 206 yards, including a 70-yard rushing TD in win vs. Detroit (11/8).
- Paved the way for the offense as Minnesota became the second team in NFL history to have four different receivers with seven-plus catches and 60 or more yards in the same game vs. Carolina (11/29).

2019 | MINNESOTA VIKINGS

- Became the first player in Vikings history to start 16 games at center as a rookie. Only the second player in franchise history to start every regular-season game at center as a rookie, as Mick Tingelhoff started all 14 games as a rookie C in 1962.
- Minnesota allowed zero sacks in five total games, tying a franchise record. The Vikings allowed 1.0 sack or fewer in 11 games in 2019, a new single-season franchise record.
- Became just the third rookie center in Vikings history to start a Week 1 game by doing so in his NFL debut vs. Atlanta (9/8). Was also part of a line that did not give up a sack on the day.
- Started at center as the offensive line blocked for Dalvin Cook's career-high 154 rushing yards at Green Bay (9/15).
- Started at center as Minnesota put up 490 yards of offense at NY Giants (10/6).
- Started at center vs. Philadelphia (10/13) as the Vikings offense scored 38 points.
- Started at center at Detroit (10/20) as Minnesota posted 503 total yards of offense, the most since 558 total yards vs. Atlanta on 9/28/14, and scored 42 points, the most in a game since Minnesota scored 49 points vs. the New York Giants on 12/27/15.
- Started at center vs. Washington (10/24) as the Vikings offense was not forced to punt for the first time since the 2004 season.
- Started in 27-23 Vikings win vs. Denver (11/17) as Minnesota scored 27 second-half points after being down 20-0 at half.
- Caught a tipped pass to record the first reception of his career vs. Detroit (12/8).
- Started at center in the Wild Card win at New Orleans (1/5/20), his NFL postseason debut.
- Started and had his second career catch in the Divisional game vs. San Francisco (1/11/20), gaining two yards off a deflected pass. The play made him the first Vikings offensive lineman with a postseason reception since Ed White vs. Dallas (12/25/71).

COLLEGE - NC STATE

- Started the final 39-straight games of his career, appearing in a total of 48 for the Wolfpack.
- Capped his college career by earning the Rimington Trophy, presented to the nation's top center, and he was a semifinalist for the Outland Trophy as a senior, the only center among the semifinalists.
- Served as a team captain as a senior and paved the way for the Wolfpack to have a 1,000-yard rusher (1,091 by Reggie Gallaspy), 3,000-yard passer (3,928 by Ryan Finley) and a pair of 1,000-yard receivers (1,186 by Kelvin Harmon and 1,047 by Jakobi Meyers).
- During junior campaign, Wolfpack running back Nyheim Hines broke the 1,000-yard mark (1,113), Harmon had 1,017 yards receiving and Finley threw for 3,514 yards.
- The team went 9-4 as a junior and as a senior, ending season ranked No. 23 in 2017 following a win over Arizona State in the Sun Bowl.
- During his final three seasons, Bradbury blocked for three different 1,000-yard rushers and protected Finley as the quarterback broke the 3,000-yard mark each year.
- Made transition from tight end to offensive lineman as a redshirt freshman in 2015.
- Redshirted as a tight end during his first season in 2014.

HONORS

- Rimington Trophy (2018)
- Outland Trophy Semifinalist (2018)
- Consensus All-American (2018)

- First-Team All-ACC (2018)
- CoSIDA Academic All-District (2018)
- First-Team All-ACC, Media (2017)
- Honorable Mention All-ACC, Coaches (2017)
- 4x Academic All-ACC

PREP - CHARLOTTE CENTRAL (N.C.)

- Led Charlotte Christian to North Carolina Independent Schools Athletic Association state titles in 2012 and 2013 as a junior and senior.
- Standout tight end and defensive end.
- Hauled in 12 touchdowns receiving as a prep, six of those as a senior.
- Ranked as No. 58 TE in nation by Scout.com and No. 54 by ESPN.
- Standout baseball catcher.

2023 GAME-BY-GAME REGULAR-SEASON STATISTICS (VIKINGS)

DATE	OPPONENT	P/S		W/L	SCORE
09/10	Buccaneers	S		L	17-20
09/14	at Eagles		INACTIVE	L	28-34
2023 TOTALS		1-1		0-2	



BLAKE BRANDEL



64

GUARD

Ht: 6-7

DOB: 1-23-97

Vikings Season: 3

Acquired: D6a '20

Wt: 315

College: Oregon State

NFL Season: 3

2023 GP/GS

2/0

CAREER GP/GS

24/3

PLAYOFF GP/GS

1/0

KEY TRANSACTIONS

- Selected in the sixth round (203rd overall) in the 2020 NFL Draft on 4/25/20.
- Signed Reserve/Future contact with the Minnesota Vikings on 1/4/21.
- Waived by the Minnesota Vikings on 9/25/2021.
- Added to the Minnesota Vikings practice squad on 9/28/21.
- Signed to the Minnesota Vikings active roster on 10/18/21.
- Elevated to the Minnesota Vikings active roster on 12/9/21.
- Placed on IR on 12/14/22.
- Activated from IR on 1/14/23.

OFF THE FIELD

- Graduated with degree in business entrepreneurship, earning Honorable Mention Academic All-Pac-12 in 2016, 2017 and 2018.
- Father, Scott, played college football at Lewis & Clark College, a Division III school in Portland.
- Married wife, Natalie, in spring 2021.

CAREER NOTES

- Has appeared in 22 games with three starts since joining the Vikings as a sixth-round selection (203rd overall) in 2020, with all three starts coming at LT during the 2022 season. Played in lone career playoff game in 2022.

2023 | MINNESOTA VIKINGS

- Active both games to start the season, appearing on special teams.

2022 | MINNESOTA VIKINGS

- Played in nine contests with three starts (all at LT) in 2022, playing in a career-high 275 offensive snaps.
- Placed on IR on 12/14 and was activated prior to the team's Wild Card matchup vs. New York Giants.
- Started at LT, his first career start, vs. New England (11/24), a contest played on Thanksgiving.
- Replaced Christian Darrisaw at LT after he left with an injury at Buffalo (11/13) and vs. Dallas (11/20).
- Played on special teams at Miami (10/16) and vs. Arizona (10/30).
- Made season debut in Week 1 vs. Green Bay (9/11), appearing on one offensive snap.
- Was active but did not play Weeks 2-5.

2021 | MINNESOTA VIKINGS

- Appeared in 13 games in 2021, playing in 65 snaps on offense, mostly as an extra eligible OL.
- Played in a career-high 17 offensive snaps, subbing in as an extra OL vs. Pittsburgh (12/9).
- Filled in at RG for injured Olisaemeka Udoh briefly in first half at Baltimore (11/7).
- Played on special teams and in extra-lineman offensive packages vs. Dallas, at Baltimore, at LA Chargers, vs. Green Bay and at San Francisco.
- Signed to 53-man roster from Vikings practice squad on 10/18.
- Released from 53-man roster prior to game vs. Seattle (9/26) but signed back to practice squad on 9/27.
- Played at Arizona (9/19).

- Appeared in his first career game at Cincinnati (9/12) playing in two snaps on offense and four on special teams.

2020 | MINNESOTA VIKINGS

- Joined Vikings practice squad on 9/6 and spent entire rookie season there.
- Drafted by Vikings in sixth round (203rd overall), the 10th of a team-record 15 players drafted.

COLLEGE - OREGON STATE

- A Second-Team All-Pac-12 in 2019 by coaches and the AP.
- Team captain as a senior; earned a 93.1 pass-blocking grade (the best in the nation) from Pro Football Focus.
- Helped Beavers RBs break the 100-yard rushing mark seven times during the 2019 season and allowed only one sack himself.
- Started all 12 games at LT in 2018 and helped RB Jermar Jefferson break the 1,000-yard mark, becoming the first Beavers back to do so since 2010.
- Freshman season in 2016 was best record he posted with Beavers, going 4-8, including a win over cross-state rival Ducks.

PREP - CATHOLIC CENTRAL (ORE.)

- Ranked as Oregon's No. 3 prospect at Catholic Central in Portland.
- Helped team to consecutive 6A state titles and earned 6A All-State as a junior and senior.
- Played basketball in high school.

2023 GAME-BY-GAME REGULAR-SEASON STATISTICS (VIKINGS)

DATE	OPPONENT	P/S	W/L	SCORE
09/10	Buccaneers	P	L	17-20
09/14	at Eagles	P	L	28-34
2023 TOTALS			0-2	



JONATHAN BULLARD



90

DEFENSIVE LINEMAN

Ht: 6-3

DOB: 10-22-93

Vikings Season: 2

Acquired: FA '22

Wt: 290

College: Florida

NFL Season: 8

2023 GP/GS

2/1

CAREER GP/GS

84/23

PLAYOFF GP/GS

2/0

KEY TRANSACTIONS

- Signed by Chicago to a four-year contract on 6/6/16 after being drafted by the Bears in the third round.
- Waived by Chicago on 8/31/19.
- Acquired off waivers by Arizona on 9/1/19.
- Placed on IR by Arizona on 12/5/19.
- Signed by Seattle on 10/7/20.
- Placed on Reserve/COVID-19 by Seattle on 1/11/21.
- Activated from Reserve/COVID-19 by Seattle on 1/21/21.
- Signed by Atlanta on 4/1/21.
- Signed by the Minnesota Vikings on 6/2/22.
- Placed on IR on 12/10/22.
- Activated from IR on 1/7/23.

OFF THE FIELD

- Was coached by Vikings Defensive Line Coach Chris Rumph while at Florida in 2015, his final collegiate season.

CAREER NOTES

2023 | MINNESOTA VIKINGS

- Started and tallied four tackles vs. Tampa Bay (9/10) in Week 1.

2022 | MINNESOTA VIKINGS

- Played in 12 games with seven starts in his first season with the Vikings, totaling 23 tackles and a career-high five tackles for loss.
- Placed on IR on 12/10 and activated prior to the Week 18 finale.
- Had a season-high four tackles and a career-high three tackles for loss at Buffalo (11/13).
- Was inactive in Week 8 vs. Arizona (10/30).
- Had a season-high four tackles and one tackle for loss vs. Detroit (9/26).
- Made Vikings debut in Week 1 vs. Green Bay (9/11), playing in 29 snaps on defense, totaling one tackle.

2021 | ATLANTA FALCONS

- Played in nine games for Atlanta, posting 21 tackles, one quarterback hit and one pass defended.

2020 | SEATTLE SEAHAWKS

- Appeared in six games for Seattle in 2020, posting eight tackles.

2019 | ARIZONA CARDINALS

- Played in nine games with six starts for the Cardinals.
- Tallied a career-high 1.5 sacks and seven quarterback hits.

2018 | CHICAGO BEARS

- Appeared in 16 games (one start), recording 18 tackles, three tackles for loss and two passes defended.
- Appeared in one playoff game as a reserve.

2017 | CHICAGO BEARS

- Appeared in 16 games (three starts).
- Posted a career-high in tackles (26), solo tackles (18) and forced fumbles (1).

2016 | CHICAGO BEARS

- Appeared in 14 games (one start) during his rookie season.

COLLEGE - ARKANSAS

- Named a semifinalist for the Chuck Bednarik Award.
- Named a First Team All-American by CBSSports.com and Pro Football Focus and Second Team by Sporting News.
- Voted a captain by his teammates for the 2015 season.
- Totaled 66 tackles and tied for the team lead with 6.5 sacks in 2015.

JONATHAN BULLARD'S NFL REGULAR SEASON DEFENSIVE STATISTICS

DATE	TEAM	GP	GS	TACKLES						INTERCEPTIONS						O. FUMB					ST			MISC						
				TK	S	A	TFL	YDS	SK	YDS	QBH	NO	YDS	LG	TD	PD	FF	FR	TD	YDS	TK	S	A	FF	FR	S	A			
2023	Vikings	2	1	5	3	2	0	0	0.0	0.0	0	0	0	0	0	0	0	0	0	0	0	0	0	0	0	0	0	0	0	0
2022	Vikings	12	7	23	17	6	5	10	0.0	0.0	1	0	0	0	0	0	0	0	0	0	0	0	0	0	0	0	0	0	0	0
2021	Falcons	9	4	21	8	13	0	0	0.0	0.0	1	0	0	0	0	1	0	0	0	0	0	0	0	0	0	0	0	0	0	0
2020	Seahawks	6	0	8	2	6	0	0	0.0	0.0	2	0	0	0	0	0	0	0	0	0	0	0	0	0	0	0	0	0	0	0
Went from Arizona to Seattle .																														
2020	Cardinals	0	0	0	0	0	0	0	0.0	0.0	0	0	0	0	0	0	0	0	0	0	0	0	0	0	0	0	0	0	0	0
2020	TOTAL	6	0	8	2	6	0	0	0.0	0.0	2	0	0	0	0	0	0	0	0	0	0	0	0	0	0	0	0	0	0	0
2019	Cardinals	9	6	22	14	8	4	9	1.5	10.0	7	0	0	0	0	0	0	0	0	0	0	0	0	0	0	0	0	0	0	0
2018	Bears	16	1	18	13	5	3	15	0.0	0.0	1	0	0	0	0	2	0	0	0	0	0	0	0	0	0	0	0	0	0	0
2017	Bears	16	3	26	18	8	2	6	1.0	4.0	2	0	0	0	0	2	1	0	0	0	0	0	0	0	0	0	0	0	0	0
2016	Bears	14	1	18	15	3	4	12	1.0	3.0	2	0	0	0	0	0	0	0	0	0	0	0	0	0	0	0	0	0	0	0
NFL TOTALS		84	23	141	90	51	18	52	3.5	17.0	16	0	0	0	0	5	1	0	0	0	0	0	0	0	0	0	0	0	0	0

JONATHAN BULLARD'S NFL POSTSEASON DEFENSIVE STATISTICS

DATE	TEAM	GP	GS	TACKLES						INTERCEPTIONS						O. FUMB					ST			MISC						
				TK	S	A	TFL	YDS	SK	YDS	QBH	NO	YDS	LG	TD	PD	FF	FR	TD	YDS	TK	S	A	FF	FR	S	A			
2022	Vikings	1	0	1	1	0	1	2	1.0	2.0	1	0	0	0	0	0	0	0	0	0	0	0	0	0	0	0	0	0	0	0
2018	Bears	1	0	0	0	0	0	0	0.0	0.0	0	0	0	0	0	0	0	0	0	0	0	0	0	0	0	0	0	0	0	0
NFL TOTALS		2	0	1	1	0	1	2	1.0	2.0	1	0	0	0	0	0	0	0	0	0	0	0	0	0	0	0	0	0	0	0

SINGLE-GAME HIGHS: DEFENSIVE

Total Tackles 7 at CIN, Oct 06, 2019
Solo Tackles 5 at CIN, Oct 06, 2019
Sacks 1.0 vs. SEA, Sep 29, 2019
 ...2 more at 1.0.

Passes Defensed 1 vs. PHI, Sep 12, 2021
 ...4 more at 1.
Forced Fumbles 1 at NO, Oct 29, 2017
Tackles For Loss 3 at BUF, Nov 13, 2022

SINGLE-GAME HIGHS - POSTSEASON: DEFENSIVE

Total Tackles
Solo Tackles

1 vs. NYG, Jan 15, 2023
1 vs. NYG, Jan 15, 2023

Sacks
Tackles For Loss

1.0 vs. NYG, Jan 15, 2023
1 vs. NYG, Jan 15, 2023

2023 GAME-BY-GAME REGULAR-SEASON STATISTICS (VIKINGS)

DATE	OPPONENT	P/S	TACKLES							INTERCEPTIONS					O. FUMB			ST				MISC		W/L	SCORE			
			TK	S	A	SK	YDS	TFL	YDS	QBH	NO	YDS	LG	TD	PD	FF	FR	TD	YDS	TK	S	A	FF			FR	S	A
09/10	Buccaneers	S	4	3	1	0.0	0.0	0	0	0	0	0	0	0	0	0	0	0	0	0	0	0	0	0	0	0	L	17-20
09/14	at Eagles	P	1	0	1	0.0	0.0	0	0	0	0	0	0	0	0	0	0	0	0	0	0	0	0	0	0	L	28-34	
2023 TOTALS		2-1	5	3	2	0.0	0.0	0	0	0	0	0	0	0	0	0	0	0	0	0	0	0	0	0	0	0-2		

2022 GAME-BY-GAME REGULAR-SEASON STATISTICS (VIKINGS)

DATE	OPPONENT	P/S	TACKLES							INTERCEPTIONS					O. FUMB			ST				MISC		W/L	SCORE		
			TK	S	A	SK	YDS	TFL	YDS	QBH	NO	YDS	LG	TD	PD	FF	FR	TD	YDS	TK	S	A	FF			FR	S
09/11	Packers	S	1	0	1	0.0	0.0	0	0	0	0	0	0	0	0	0	0	0	0	0	0	0	0	0	0	W	23-7
09/19	at Eagles	P	3	3	0	0.0	0.0	0	0	0	0	0	0	0	0	0	0	0	0	0	0	0	0	0	0	L	7-24
09/25	Lions	P	4	4	0	0.0	0.0	1	4	0	0	0	0	0	0	0	0	0	0	0	0	0	0	0	0	W	28-24
10/02	at Saints	S	1	1	0	0.0	0.0	0	0	0	0	0	0	0	0	0	0	0	0	0	0	0	0	0	0	W	28-25
10/09	Bears	P	1	0	1	0.0	0.0	0	0	0	0	0	0	0	0	0	0	0	0	0	0	0	0	0	0	W	29-22
10/16	at Dolphins	S	1	0	1	0.0	0.0	0	0	1	0	0	0	0	0	0	0	0	0	0	0	0	0	0	0	W	24-16
10/30	Cardinals		ON INACTIVE LIST																				W	34-26			
11/06	at Commanders	S	2	1	1	0.0	0.0	0	0	0	0	0	0	0	0	0	0	0	0	0	0	0	0	0	0	W	20-17
11/13	at Bills	S	4	3	1	0.0	0.0	3	4	0	0	0	0	0	0	0	0	0	0	0	0	0	0	0	0	W	33-30+
11/20	Cowboys	S	4	3	1	0.0	0.0	1	2	0	0	0	0	0	0	0	0	0	0	0	0	0	0	0	0	L	3-40
11/24	Patriots	S	2	2	0	0.0	0.0	0	0	0	0	0	0	0	0	0	0	0	0	0	0	0	0	0	0	W	33-26
12/04	Jets	P	0	0	0	0.0	0.0	0	0	0	0	0	0	0	0	0	0	0	0	0	0	0	0	0	0	W	27-22
12/11	at Lions		DID NOT PLAY																				L	23-34			
12/17	Colts		DID NOT PLAY																				W	39-36+			
12/24	Giants		DID NOT PLAY																				W	27-24			
01/01	at Packers		INJURED RESERVE																				L	17-41			
01/08	at Bears		INJURED RESERVE																				W	29-13			
2022 TOTALS		11-7	23	17	6	0.0	0.0	5	10	1	0	0	0	0	0	0	0	0	0	0	0	0	0	0	0	13-4	

+ - Overtime

2021 GAME-BY-GAME REGULAR-SEASON STATISTICS (FALCONS)

DATE	OPPONENT	P/S	TACKLES							INTERCEPTIONS					O. FUMB				ST				MISC		SCORE			
			TK	S	A	SK	YDS	TFL	YDS	QBH	NO	YDS	LG	TD	PD	FF	FR	TD	YDS	TK	S	A	FF	FR		S	A	W/L
09/12	Eagles	P	2	1	1	0.0	0.0	0	0	0	0	0	0	0	1	0	0	0	0	0	0	0	0	0	0	0	L	6-32
09/19	at Buccaneers	S	1	0	1	0.0	0.0	0	0	1	0	0	0	0	0	0	0	0	0	0	0	0	0	0	0	L	25-48	
09/26	at Giants	P	1	0	1	0.0	0.0	0	0	0	0	0	0	0	0	0	0	0	0	0	0	0	0	0	0	W	17-14	
10/03	Football Team	P	2	0	2	0.0	0.0	0	0	0	0	0	0	0	0	0	0	0	0	0	0	0	0	0	0	L	30-34	
10/10	Jets	S	2	2	0	0.0	0.0	0	0	0	0	0	0	0	0	0	0	0	0	0	0	0	0	0	0	W	27-20	
10/24	at Dolphins	P	1	1	0	0.0	0.0	0	0	0	0	0	0	0	0	0	0	0	0	0	0	0	0	0	0	W	30-28	
10/31	Panthers	S	4	1	3	0.0	0.0	0	0	0	0	0	0	0	0	0	0	0	0	0	0	0	0	0	0	L	13-19	
11/07	at Saints									ON INACTIVE LIST															W	27-25		
11/14	at Cowboys									ON INACTIVE LIST															L	3-43		
11/18	Patriots	S	5	2	3	0.0	0.0	0	0	0	0	0	0	0	0	0	0	0	0	0	0	0	0	0	0	L	0-25	
11/28	at Jaguars									ON INACTIVE LIST															W	21-14		
12/05	Buccaneers									ON INACTIVE LIST															L	17-30		
12/12	at Panthers									ON INACTIVE LIST															W	29-21		
12/19	at 49ers									ON INACTIVE LIST															L	13-31		
12/26	Lions	P	3	1	2	0.0	0.0	0	0	0	0	0	0	0	0	0	0	0	0	0	0	0	0	0	0	W	20-16	
01/02	at Bills									RESERVE/COVID-19															L	15-29		
01/09	Saints									RESERVE/COVID-19															L	20-30		
2021 TOTALS		9-4	21	8	13	0.0	0.0	0	0	1	0	0	0	0	1	0	0	0	0	0	0	0	0	0	0	0	7-10	

2020 GAME-BY-GAME REGULAR-SEASON STATISTICS (CARDINALS/SEAHAWKS)

DATE	OPPONENT	P/S	TACKLES							INTERCEPTIONS					O. FUMB				ST				MISC		W/L	SCORE	
			TK	S	A	SK	YDS	TFL	YDS	QBH	NO	YDS	LG	TD	PD	FF	FR	TD	YDS	TK	S	A	FF	FR			S
09/13	at 49ers																									W	24-20
09/20	Football Team																									W	30-15
09/27	Lions																									L	23-26
10/04	at Panthers																									L	21-31
10/11	Vikings																									W	27-26
10/19	at Cowboys																									W	38-10
10/25	at Cardinals	P	1	1	0	0.0	0.0	0	0	0	0	0	0	0	0	0	0	0	0	0	0	0	0	0	0	L	34-37+
11/01	49ers	P	1	1	0	0.0	0.0	0	0	1	0	0	0	0	0	0	0	0	0	0	0	0	0	0	0	W	37-27
11/08	at Bills	P	0	0	0	0.0	0.0	0	0	0	0	0	0	0	0	0	0	0	0	0	0	0	0	0	0	L	34-44
11/15	at Rams	P	0	0	0	0.0	0.0	0	0	0	0	0	0	0	0	0	0	0	0	0	0	0	0	0	0	L	16-23
11/19	Cardinals																								W	28-21	
11/30	at Eagles																								W	23-17	
12/06	Giants																								L	12-17	
12/13	Jets	P	5	0	5	0.0	0.0	0	0	0	0	0	0	0	0	0	0	0	0	0	0	0	0	0	0	W	40-3
12/20	at Football Team																								W	20-15	
12/27	Rams																								W	20-9	
01/03	at 49ers																								W	26-23	
2020 TOTALS		5-0	7	2	5	0.0	0.0	0	0	1	0	0	0	0	0	0	0	0	0	0	0	0	0	0	0	11-6	

+ - Overtime

2019 GAME-BY-GAME REGULAR-SEASON STATISTICS (CARDINALS)

DATE	OPPONENT	P/S	TACKLES						INTERCEPTIONS					O. FUMB				ST				MISC		W/L	SCORE			
			TK	S	A	SK	YDS	TFL	YDS	QBH	NO	YDS	LG	TD	PD	FF	FR	TD	YDS	TK	S	A	FF			FR	S	A
09/08	Lions	P	0	0	0	0.0	0.0	0	0	0	0	0	0	0	0	0	0	0	0	0	0	0	0	0	0	0	T	27-27+
09/15	at Ravens		[LEGACY] INJURED/DID NOT PLAY																				L	17-23				
09/22	Panthers		[LEGACY] INJURED/DID NOT PLAY																				L	20-38				
09/29	Seahawks	S	3	2	1	1.0	5.0	1	5	1	0	0	0	0	0	0	0	0	0	0	0	0	0	0	0	0	L	10-27
10/06	at Bengals	S	7	5	2	0.0	0.0	1	1	0	0	0	0	0	0	0	0	0	0	0	0	0	0	0	0	0	W	26-23
10/13	Falcons	P	2	1	1	0.0	0.0	0	0	2	0	0	0	0	0	0	0	0	0	0	0	0	0	0	0	0	W	34-33
10/20	at Giants	S	2	0	2	0.0	0.0	0	0	1	0	0	0	0	0	0	0	0	0	0	0	0	0	0	0	0	W	27-21
10/27	at Saints	S	3	2	1	0.0	0.0	0	0	1	0	0	0	0	0	0	0	0	0	0	0	0	0	0	0	0	L	9-31
10/31	49ers	S	2	2	0	0.0	0.0	1	2	0	0	0	0	0	0	0	0	0	0	0	0	0	0	0	0	0	L	25-28
11/10	at Buccaneers	S	2	2	0	0.0	0.0	1	1	1	0	0	0	0	0	0	0	0	0	0	0	0	0	0	0	0	L	27-30
11/17	at 49ers		[LEGACY] INJURED/DID NOT PLAY																				L	26-36				
12/01	Rams	P	1	0	1	0.5	5.0	0	0	1	0	0	0	0	0	0	0	0	0	0	0	0	0	0	0	0	L	7-34
12/08	Steelers		INJURED RESERVE																				L	17-23				
12/15	Browns		INJURED RESERVE																				W	38-24				
12/22	at Seahawks		INJURED RESERVE																				W	27-13				
12/29	at Rams		INJURED RESERVE																				L	24-31				
2019 TOTALS	9-6		22	14	8	1.5	10.0	4	9	7	0	0	0	0	0	0	0	0	0	0	0	0	0	0	0	0	5-10-1	

+ - Overtime

2018 GAME-BY-GAME REGULAR-SEASON STATISTICS (BEARS)

DATE	OPPONENT	P/S	TACKLES						INTERCEPTIONS					O. FUMB				ST				MISC		W/L	SCORE			
			TK	S	A	SK	YDS	TFL	YDS	QBH	NO	YDS	LG	TD	PD	FF	FR	TD	YDS	TK	S	A	FF			FR	S	A
09/09	at Packers	P	1	1	0	0.0	0.0	0	0	0	0	0	0	0	0	0	0	0	0	0	0	0	0	0	0	0	L	23-24
09/17	Seahawks	S	2	2	0	0.0	0.0	1	1	0	0	0	0	0	0	0	0	0	0	0	0	0	0	0	0	0	W	24-17
09/23	at Cardinals	P	1	0	1	0.0	0.0	0	0	0	0	0	0	0	0	0	0	0	0	0	0	0	0	0	0	0	W	16-14
09/30	Buccaneers	P	3	3	0	0.0	0.0	1	2	0	0	0	0	0	0	0	0	0	0	0	0	0	0	0	0	0	W	48-10
10/14	at Dolphins	P	2	1	1	0.0	0.0	0	0	0	0	0	0	0	0	0	0	0	0	0	0	0	0	0	0	0	L	28-31+
10/21	Patriots	P	0	0	0	0.0	0.0	0	0	0	0	0	0	0	0	0	0	0	0	0	0	0	0	0	0	0	L	31-38
10/28	Jets	P	1	1	0	0.0	0.0	0	0	0	0	0	0	0	0	0	0	0	0	0	0	0	0	0	0	0	W	24-10
11/04	at Bills	P	2	2	0	0.0	0.0	0	0	0	0	0	0	0	0	0	0	0	0	0	0	0	0	0	0	0	W	41-9
11/11	Lions	P	1	1	0	0.0	0.0	1	12	0	0	0	0	0	1	0	0	0	0	0	0	0	0	0	0	0	W	34-22
11/18	Vikings	P	0	0	0	0.0	0.0	0	0	0	0	0	0	0	1	0	0	0	0	0	0	0	0	0	0	0	W	25-20
11/22	at Lions	P	1	0	1	0.0	0.0	0	0	0	0	0	0	0	0	0	0	0	0	0	0	0	0	0	0	0	W	23-16
12/02	at Giants	P	2	0	2	0.0	0.0	0	0	0	0	0	0	0	0	0	0	0	0	0	0	0	0	0	0	0	L	27-30+
12/09	Rams	P	0	0	0	0.0	0.0	0	0	0	0	0	0	0	0	0	0	0	0	0	0	0	0	0	0	0	W	15-6
12/16	Packers	P	0	0	0	0.0	0.0	0	0	1	0	0	0	0	0	0	0	0	0	0	0	0	0	0	0	0	W	24-17
12/23	at 49ers	P	2	2	0	0.0	0.0	0	0	0	0	0	0	0	0	0	0	0	0	0	0	0	0	0	0	0	W	14-9
12/30	at Vikings	P	0	0	0	0.0	0.0	0	0	0	0	0	0	0	0	0	0	0	0	0	0	0	0	0	0	0	W	24-10
2018 TOTALS	16-1		18	13	5	0.0	0.0	3	15	1	0	0	0	0	2	0	0	0	0	0	0	0	0	0	0	0	12-4	

+ - Overtime

2017 GAME-BY-GAME REGULAR-SEASON STATISTICS (BEARS)

DATE	OPPONENT	P/S	TACKLES							INTERCEPTIONS					O. FUMB				ST				MISC		SCORE			
			TK	S	A	SK	YDS	TFL	YDS	QBH	NO	YDS	LG	TD	PD	FF	FR	TD	YDS	TK	S	A	FF	FR		S	A	W/L
09/10	Falcons	P	0	0	0	0.0	0.0	0	0	0	0	0	0	0	0	0	0	0	0	0	0	0	0	0	0	0	L	17-23
09/17	at Buccaneers	P	1	1	0	0.0	0.0	0	0	0	0	0	0	0	0	0	0	0	0	0	0	0	0	0	0	L	7-29	
09/24	Steelers	P	2	2	0	0.0	0.0	0	0	0	0	0	0	0	0	0	0	0	0	0	0	0	0	0	0	W	23-17+	
09/28	at Packers	P	1	1	0	0.0	0.0	0	0	0	0	0	0	1	0	0	0	0	0	0	0	0	0	0	L	14-35		
10/09	Vikings	P	1	1	0	0.0	0.0	0	0	0	0	0	0	0	0	0	0	0	0	0	0	0	0	0	0	L	17-20	
10/15	at Ravens	P	0	0	0	0.0	0.0	0	0	0	0	0	0	0	0	0	0	0	0	0	0	0	0	0	0	W	27-24+	
10/22	Panthers	P	2	1	1	0.0	0.0	0	0	0	0	0	0	0	0	0	0	0	0	0	0	0	0	0	0	W	17-3	
10/29	at Saints	P	3	3	0	0.0	0.0	0	0	0	0	0	0	0	1	0	0	0	0	0	0	0	0	0	0	L	12-20	
11/12	Packers	P	0	0	0	0.0	0.0	0	0	0	0	0	0	0	0	0	0	0	0	0	0	0	0	0	0	L	16-23	
11/19	Lions	P	1	1	0	0.0	0.0	0	0	0	0	0	0	0	0	0	0	0	0	0	0	0	0	0	0	L	24-27	
11/26	at Eagles	P	3	1	2	1.0	4.0	1	4	2	0	0	0	0	0	0	0	0	0	0	0	0	0	0	0	L	3-31	
12/03	49ers	P	4	3	1	0.0	0.0	1	2	0	0	0	0	0	0	0	0	0	0	0	0	0	0	0	0	L	14-15	
12/10	at Bengals	S	0	0	0	0.0	0.0	0	0	0	0	0	0	0	0	0	0	0	0	0	0	0	0	0	0	W	33-7	
12/16	at Lions	S	2	2	0	0.0	0.0	0	0	0	0	0	0	0	0	0	0	0	0	0	0	0	0	0	0	L	10-20	
12/24	Browns	S	2	2	0	0.0	0.0	0	0	0	0	0	0	0	0	0	0	0	0	0	0	0	0	0	0	W	20-3	
12/31	at Vikings	P	4	0	4	0.0	0.0	0	0	0	0	0	0	1	0	0	0	0	0	0	0	0	0	0	L	10-23		
2017 TOTALS	16-3		26	18	8	1.0	4.0	2	6	2	0	0	0	2	1	0	0	0	0	0	0	0	0	0	5-11			

+ - Overtime

2016 GAME-BY-GAME REGULAR-SEASON STATISTICS (BEARS)

DATE	OPPONENT	P/S	TACKLES							INTERCEPTIONS					O. FUMB				ST				MISC		SCORE		
			TK	S	A	SK	YDS	TFL	YDS	QBH	NO	YDS	LG	TD	PD	FF	FR	TD	YDS	TK	S	A	FF	FR		S	A
09/11	at Texans	P	0	0	0	0.0	0.0	0	0	1	0	0	0	0	0	0	0	0	0	0	0	0	0	0	0	L	14-23
09/19	Eagles	P	1	1	0	0.0	0.0	0	0	0	0	0	0	0	0	0	0	0	0	0	0	0	0	0	0	L	14-29
09/25	at Cowboys	P	2	2	0	0.0	0.0	0	0	0	0	0	0	0	0	0	0	0	0	0	0	0	0	0	0	L	17-31
10/02	Lions		DID NOT PLAY (NON-INJURY)																					W	17-14		
10/09	at Colts	P	3	3	0	1.0	3.0	2	7	1	0	0	0	0	0	0	0	0	0	0	0	0	0	0	0	L	23-29
10/16	Jaguars	P	1	1	0	0.0	0.0	0	0	0	0	0	0	0	0	0	0	0	0	0	0	0	0	0	0	L	16-17
10/20	at Packers	P	2	1	1	0.0	0.0	0	0	0	0	0	0	0	0	0	0	0	0	0	0	0	0	0	0	L	10-26
10/31	Vikings	P	2	2	0	0.0	0.0	0	0	0	0	0	0	0	0	0	0	0	0	0	0	0	0	0	0	W	20-10
11/13	at Buccaneers	S	1	1	0	0.0	0.0	0	0	0	0	0	0	0	0	0	0	0	0	0	0	0	0	0	0	L	10-36
11/20	at Giants	P	1	0	1	0.0	0.0	0	0	0	0	0	0	0	0	0	0	0	0	0	0	0	0	0	0	L	16-22
11/27	Titans	P	1	0	1	0.0	0.0	0	0	0	0	0	0	0	0	0	0	0	0	0	0	0	0	0	0	L	21-27
12/04	49ers		ON INACTIVE LIST																					W	26-6		
12/11	at Lions	P	1	1	0	0.0	0.0	0	0	0	0	0	0	0	0	0	0	0	0	0	0	0	0	0	0	L	17-20
12/18	Packers	P	0	0	0	0.0	0.0	0	0	0	0	0	0	0	0	0	0	0	0	0	0	0	0	0	0	L	27-30
12/24	Redskins	P	2	2	0	0.0	0.0	1	2	0	0	0	0	0	0	0	0	0	0	0	0	0	0	0	0	L	21-41
01/01	at Vikings	P	1	1	0	0.0	0.0	1	3	0	0	0	0	0	0	0	0	0	0	0	0	0	0	0	0	L	10-38
2016 TOTALS	14-1		18	15	3	1.0	3.0	4	12	2	0	0	0	0	0	0	0	0	0	0	0	0	0	0	3-13		

2022 GAME-BY-GAME POSTSEASON STATISTICS (VIKINGS)

DATE	OPPONENT	P/S	TACKLES							INTERCEPTIONS					O. FUMB				ST				MISC			SCORE		
			TK	S	A	SK	YDS	TFL	YDS	QBH	NO	YDS	LG	TD	PD	FF	FR	TD	YDS	TK	S	A	FF	FR	S		A	W/L
01/15	Giants	P	1	1	0	1.0	2.0	1	2	1	0	0	0	0	0	0	0	0	0	0	0	0	0	0	0	0	L	24-31
2022 TOTALS			1-0	1	1	0	1.0	2.0	1	2	1	0	0	0	0	0	0	0	0	0	0	0	0	0	0	0	0-1	

2018 GAME-BY-GAME POSTSEASON STATISTICS (BEARS)

DATE	OPPONENT	P/S	TACKLES							INTERCEPTIONS					O. FUMB				ST				MISC			SCORE		
			TK	S	A	SK	YDS	TFL	YDS	QBH	NO	YDS	LG	TD	PD	FF	FR	TD	YDS	TK	S	A	FF	FR	S		A	W/L
01/06	Eagles	P	0	0	0	0.0	0.0	0	0	0	0	0	0	0	0	0	0	0	0	0	0	0	0	0	0	0	L	15-16
2018 TOTALS			1-0	0	0	0	0.0	0.0	0	0	0	0	0	0	0	0	0	0	0	0	0	0	0	0	0	0	0-1	



CAMRYN BYNUM



24

SAFETY

Ht: 6-0

DOB: 7-19-98

Vikings Season: 3

Acquired: D4b '21

Wt: 200

College: California

NFL Season: 3

2023 GP/GS

2/2

CAREER GP/GS

33/22

PLAYOFF GP/GS

1/1

KEY TRANSACTIONS

- Selected in the fourth round (125th overall) in the 2021 NFL Draft on 5/1/21.

OFF THE FIELD

- Spends time in the Philippines during his offseasons to help with Typhoon Rai relief.
- Active participant in the team's community efforts.
- Learned how to play the piano during quarantine.
- Graduated from Cal with a degree in American studies in December of 2020.
- High school teammate of Vikings LB Troy Dye for a year.
- Got married in the Philippines during the 2023 offseason.

CAREER NOTES

- Transitioned from cornerback in college to safety in the NFL.
- Has played in 32 games with 21 starts in his first three seasons in the NFL, becoming a full-time starter in 2022 and playing 100 percent of the defensive snaps that season.

2023 | MINNESOTA VIKINGS

- Led the team in tackles (15) and was one of three Vikings defenders to play each of the team's 77 defensive snaps against the Eagles (9/14).
- Started Week 1 vs. Tampa Bay (9/10) and led the team with 10 total tackles.

2022 | MINNESOTA VIKINGS

- Started all 17 games on the season, the only Viking to play in 100 percent of the defensive snaps in 2022
- Tied with Seahawks S Quandre Diggs for NFL lead in defensive snaps played with 1,116. Set a career-high in tackles (80) and interceptions (2).
- Played and started in his first career playoff game vs. New York Giants in the Wild Card game (1/15/23).
- Sealed the win vs. New York Jets (12/4) with an interception with 16 seconds left in the fourth quarter.
- Intercepted Cardinals QB Kyler Murray for his first pick of the season vs. Arizona (10/31).
- Had four tackles, his first career fumble recovery and a career-high two passes defended at Miami (10/16).

2021 | MINNESOTA VIKINGS

- Played in 14 games with three starts during his rookie campaign, totaling 24 tackles, one tackle for loss, 1.0 sack, one interception and three passes defended; also totaled four tackles on special teams.
- Placed on Reserve/COVID-19 on 1/3/22 and missed the finale vs. Chicago (1/9/22).
- Inactive for games at San Francisco (11/28) and at Detroit (12/5) with injury.
- Started vs. Green Bay (11/21) in 34-31 win in a nickel package.
- Started at LAC (11/14) and had first career sack on Justin Herbert.
- Started first career game at Baltimore (11/7) in place of Harrison Smith, who was placed on Reserve/COVID-19 the morning of the game. Snared his first interception in the game off Lamar Jackson and ended with 12 total tackles.
- Saw his first career action in Week 1 at Cincinnati (9/12), leading the team in special teams tackles with two.

COLLEGE - CALIFORNIA

- Helped Golden Bears to bowl berths in 2018 and 2019, winning the RedBox Bowl vs. Illinois to cap an 8-5 season in 2019. Fell to TCU in CheezIt Bowl in a 7-6 2018 season.
- A First-Team All-Pac-12 pick by the coaches and Honorable Mention All-Pac-12 by Pro Football Focus as a senior in 2020.
- Started all four games in COVID-19-shortened 2020 season with 19 tackles, 2.0 tackles for loss, one interception that he returned a career-long 20 yards.
- Had career-high 63 tackles and tied career-best 13 starts in 2019.
- Cal's Most Valuable Freshman and was one of three defenders to start all 12 games in 2017.
- Tied for team lead in interceptions (2) and ranked fifth in tackles (58) along with his lone career sack (0.5), posted at North Carolina in his first career game and start in 2017 after redshirting in 2016.

PREP - CENTENNIAL (CALIF.)

- Compiled two-season totals of 136 tackles and six interceptions for Centennial High teams that went 27-4 with a 10-0 Big VIII League mark.
- Won two conference titles and added a Southern Section Pac 5 crown and an appearance in the state championship game during his 2015 senior campaign before finishing the season, ranking second nationally according to MaxPreps.

CAMRYN BYNUM'S NFL REGULAR SEASON DEFENSIVE STATISTICS

DATE	TEAM	GP	GS	TACKLES							INTERCEPTIONS						O. FUMB					ST				MISC												
				TK	S	A	TFL	YDS	SK	YDS	QBH	NO	YDS	LG	TD	PD	FF	FR	TD	YDS	TK	S	A	FF	FR	S	A											
2023	Vikings	2	2	25	11	14	1	1	0.0	0.0	0	0	0	0	0	0	0	0	0	0	0	0	0	0	0	0	0	0	0	0	0	0	0	0	0	0	0	0
2022	Vikings	17	17	80	49	31	0	0	0.0	0.0	0	2	17	12	0	6	0	2	0	55	1	0	1	0	0	0	0	0	0	0	0	0	0	0	0	0	0	
2021	Vikings	14	3	24	16	8	1	9	1.0	9.0	1	1	27	27	0	3	0	0	0	0	4	4	0	0	0	0	0	0	0	0	0	0	0	0	0	0	0	
NFL TOTALS		33	22	129	76	53	2	10	1.0	9.0	1	3	44	27	0	9	0	2	0	55	5	4	1	0	0	0	0	0	0	0	0	0	0	0	0	0	0	

CAMRYN BYNUM'S NFL POSTSEASON DEFENSIVE STATISTICS

DATE	TEAM	GP	GS	TACKLES							INTERCEPTIONS						O. FUMB					ST				MISC												
				TK	S	A	TFL	YDS	SK	YDS	QBH	NO	YDS	LG	TD	PD	FF	FR	TD	YDS	TK	S	A	FF	FR	S	A											
2022	Vikings	1	1	7	5	2	0	0	0.0	0.0	0	0	0	0	0	0	0	0	0	0	0	0	0	0	0	0	0	0	0	0	0	0	0	0	0	0	0	0
NFL TOTALS		1	1	7	5	2	0	0	0.0	0.0	0	0	0	0	0	0	0	0	0	0	0	0	0	0	0	0	0	0	0	0	0	0	0	0	0	0	0	

SINGLE-GAME HIGHS: DEFENSIVE

Total Tackles	15 at PHI, Sep 14, 2023	Tackles For Loss	1 at PHI, Sep 14, 2023
Solo Tackles	8 at BAL, Nov 07, 2021		...1 more at 1.
Sacks	1.0 at LAC, Nov 14, 2021	Interceptions	1 vs. NYJ, Dec 04, 2022
Passes Defensed	2 vs. NYJ, Dec 04, 2022		...2 more at 1.
	...1 more at 2.	Interception Return Yards	27 at BAL, Nov 07, 2021
Fumble Recoveries	1 at BUF, Nov 13, 2022	Special Teams Tackles	2 at CIN, Sep 12, 2021
	...1 more at 1.	Longest Opp Fumble Return	40 at BUF, Nov 13, 2022

SINGLE-GAME HIGHS - POSTSEASON: DEFENSIVE

Total Tackles	7 vs. NYG, Jan 15, 2023	Solo Tackles	5 vs. NYG, Jan 15, 2023
----------------------	-------------------------	---------------------	-------------------------

2023 GAME-BY-GAME REGULAR-SEASON STATISTICS (VIKINGS)

DATE	OPPONENT	P/S	TACKLES							INTERCEPTIONS						O. FUMB					ST				MISC			
			TK	S	A	SK	YDS	TFL	YDS	QBH	NO	YDS	LG	TD	PD	FF	FR	TD	YDS	TK	S	A	FF	FR	S	A	W/L	SCORE
09/10	Buccaneers	S	10	5	5	0.0	0.0	0	0	0	0	0	0	0	0	0	0	0	0	0	0	0	0	0	0	0	L	17-20
09/14	at Eagles	S	15	6	9	0.0	0.0	1	1	0	0	0	0	0	0	0	0	0	0	0	0	0	0	0	0	L	28-34	
2023 TOTALS		2-2	25	11	14	0.0	0.0	1	1	0	0	0	0	0	0	0	0	0	0	0	0	0	0	0	0	0-2		

2022 GAME-BY-GAME REGULAR-SEASON STATISTICS (VIKINGS)

DATE	OPPONENT	P/S	TACKLES							INTERCEPTIONS					O. FUMB				ST					MISC			SCORE
			TK	S	A	SK	YDS	TFL	YDS	QBH	NO	YDS	LG	TD	PD	FF	FR	TD	YDS	TK	S	A	FF	FR	S	A	
09/11	Packers	S	7	4	3	0.0	0.0	0	0	0	0	0	0	0	0	0	0	0	0	0	0	0	0	0	0	W	23-7
09/19	at Eagles	S	8	4	4	0.0	0.0	0	0	0	0	0	0	0	0	0	0	0	0	0	0	0	0	0	L	7-24	
09/25	Lions	S	5	2	3	0.0	0.0	0	0	0	0	0	0	0	0	0	0	0	0	0	0	0	0	0	W	28-24	
10/02	at Saints	S	6	4	2	0.0	0.0	0	0	0	0	0	0	0	0	0	0	0	0	0	0	0	0	0	W	28-25	
10/09	Bears	S	1	0	1	0.0	0.0	0	0	0	0	0	0	0	0	0	0	0	0	0	0	0	0	0	W	29-22	
10/16	at Dolphins	S	4	4	0	0.0	0.0	0	0	0	0	0	0	0	2	0	1	0	15	0	0	0	0	0	0	W	24-16
10/30	Cardinals	S	2	2	0	0.0	0.0	0	0	0	1	12	12	0	1	0	0	0	0	0	0	0	0	0	0	W	34-26
11/06	at Commander s	S	1	0	1	0.0	0.0	0	0	0	0	0	0	0	0	0	0	0	0	0	0	0	0	0	W	20-17	
11/13	at Bills	S	5	3	2	0.0	0.0	0	0	0	0	0	0	0	0	0	1	0	40	0	0	0	0	0	0	W	33-30+
11/20	Cowboys	S	8	6	2	0.0	0.0	0	0	0	0	0	0	0	0	0	0	0	0	0	0	0	0	0	L	3-40	
11/24	Patriots	S	3	2	1	0.0	0.0	0	0	0	0	0	0	0	1	0	0	0	0	0	0	0	0	0	W	33-26	
12/04	Jets	S	7	6	1	0.0	0.0	0	0	0	1	5	5	0	2	0	0	0	0	0	0	0	0	0	W	27-22	
12/11	at Lions	S	1	0	1	0.0	0.0	0	0	0	0	0	0	0	0	0	0	0	0	0	0	0	0	0	L	23-34	
12/17	Colts	S	7	4	3	0.0	0.0	0	0	0	0	0	0	0	0	0	0	0	0	0	0	0	0	0	W	39-36+	
12/24	Giants	S	3	2	1	0.0	0.0	0	0	0	0	0	0	0	0	0	0	0	0	0	0	0	0	0	W	27-24	
01/01	at Packers	S	9	4	5	0.0	0.0	0	0	0	0	0	0	0	0	0	0	0	0	0	0	0	0	0	L	17-41	
01/08	at Bears	S	3	2	1	0.0	0.0	0	0	0	0	0	0	0	0	0	0	0	0	1	0	1	0	0	0	W	29-13
2022 TOTALS		17-17	80	49	31	0.0	0.0	0	0	0	2	17	12	0	6	0	2	0	55	1	0	1	0	0	0	0	13-4

+ - Overtime

2021 GAME-BY-GAME REGULAR-SEASON STATISTICS (VIKINGS)

DATE	OPPONENT	P/S	TACKLES							INTERCEPTIONS					O. FUMB				ST					MISC			SCORE
			TK	S	A	SK	YDS	TFL	YDS	QBH	NO	YDS	LG	TD	PD	FF	FR	TD	YDS	TK	S	A	FF	FR	S	A	
09/12	at Bengals	P	0	0	0	0.0	0.0	0	0	0	0	0	0	0	0	0	0	0	0	2	2	0	0	0	0	L	24-27+
09/19	at Cardinals	P	0	0	0	0.0	0.0	0	0	0	0	0	0	0	0	0	0	0	0	0	0	0	0	0	0	L	33-34
09/26	Seahawks	P	1	1	0	0.0	0.0	0	0	0	0	0	0	0	0	0	0	0	0	1	1	0	0	0	0	W	30-17
10/03	Browns	P	0	0	0	0.0	0.0	0	0	0	0	0	0	0	0	0	0	0	0	0	0	0	0	0	0	L	7-14
10/10	Lions	P	0	0	0	0.0	0.0	0	0	0	0	0	0	0	0	0	0	0	0	0	0	0	0	0	0	W	19-17
10/17	at Panthers	P	0	0	0	0.0	0.0	0	0	0	0	0	0	0	0	0	0	0	0	0	0	0	0	0	0	W	34-28+
10/31	Cowboys	P	1	1	0	0.0	0.0	0	0	0	0	0	0	0	0	0	0	0	0	0	0	0	0	0	0	L	16-20
11/07	at Ravens	S	12	8	4	0.0	0.0	0	0	0	1	27	27	0	1	0	0	0	0	0	0	0	0	0	0	L	31-34+
11/14	at Chargers	S	6	5	1	1.0	9.0	1	9	1	0	0	0	0	1	0	0	0	0	0	0	0	0	0	0	W	27-20
11/21	Packers	S	0	0	0	0.0	0.0	0	0	0	0	0	0	0	0	0	0	0	0	0	0	0	0	0	0	W	34-31
11/28	at 49ers																								L	26-34	
12/05	at Lions																								L	27-29	
12/09	Steelers	P	0	0	0	0.0	0.0	0	0	0	0	0	0	0	0	0	0	0	0	0	0	0	0	0	0	W	36-28
12/20	at Bears	P	0	0	0	0.0	0.0	0	0	0	0	0	0	0	0	0	0	0	0	0	0	0	0	0	0	W	17-9
12/26	Rams	P	2	1	1	0.0	0.0	0	0	0	0	0	0	0	1	0	0	0	0	0	0	0	0	0	0	L	23-30
01/02	at Packers	P	2	0	2	0.0	0.0	0	0	0	0	0	0	0	0	0	0	0	0	1	1	0	0	0	0	L	10-37
01/09	Bears																								W	31-17	
2021 TOTALS		14-3	24	16	8	1.0	9.0	1	9	1	1	27	27	0	3	0	0	0	0	4	4	0	0	0	0	0	8-9

+ - Overtime

2022 GAME-BY-GAME POSTSEASON STATISTICS (VIKINGS)

DATE	OPPONENT	P/S	TACKLES							INTERCEPTIONS					O. FUMB				ST				MISC			SCORE	
			TK	S	A	SK	YDS	TFL	YDS	QBH	NO	YDS	LG	TD	PD	FF	FR	TD	YDS	TK	S	A	FF	FR	S		A
01/15	Giants	S	7	5	2	0.0	0.0	0	0	0	0	0	0	0	0	0	0	0	0	0	0	0	0	0	0	L	24-31
2022 TOTALS			1-1	7	5	2	0.0	0.0	0	0	0	0	0	0	0	0	0	0	0	0	0	0	0	0	0	0-1	



ANDRE CARTER II



55

OUTSIDE LINEBACKER

Ht: 6-6

DOB: 3-28-00

Vikings Season: Rookie

Acquired: UDFA '23

Wt: 256

College: Army

NFL Season: Rookie

0 GP/GS

0/0

CAREER GP/GS

0/0

PLAYOFF GP/GS

0/0

KEY TRANSACTIONS

- Joined the Vikings as a UDFA in 2023.

OFF THE FIELD

- Born and raised in Missouri City, Texas.

CAREER NOTES

2023 | MINNESOTA VIKINGS

- Inactive Weeks 1 and 2.

COLLEGE - ARMY

- Finished his Army career with 20.0 career sacks, second most in Army history.
- Played in 10 games in 2022. Logged 41 total tackles (21 solo), 3.5 sacks, 7.0 tackles for loss, and two pass breakups.
- Finished No. 2 in the FBS with a school-record 15.5 sacks in 2021, becoming Army's first All-American in 31 years (Third Team).
- Played in 10 games for Army, making two starts as a sophomore. Totaled 14 tackles, one interception, 1.0 sack and one forced fumble.

HONORS

- NFL Combine Participant
- Reese's Senior Bowl Participant
- Phil Steele All-Independent First-Team Defense
- *Sporting News* Preseason All-American Second Team
- Phil Steele Preseason All-American Team
- Phil Steele Preseason All-Independent Team
- Bronko Nagurski Watch List
- Walter Camp Player of the Year Watch List
- Bednarik Award Watch List
- Lombardi Award Watch List
- Pro Football Network Preseason All-America
- CBS Sports All-American
- Third-Team *AP* All-American
- Phil Steele Second-Team All-American
- Phil Steele All-Independent First-Team Defense
- Pro Football Network's All-Independent Defensive Player of the Year
- Pro Football Network's Independent Defensive Lineman of the Year
- Pro Football Network's First-Team All-Independent at the edge position

HIGH SCHOOL - CHESHIRE ACADEMY (CONN.)

- Played for several high school programs.
- Attended Cheshire Academy for a fifth high school season/prep school.



TY CHANDLER



32

RUNNING BACK

Ht: 5-11

DOB: 5-12-98

Vikings Season: 2

Acquired: D5b '22

Wt: 204

College: North Carolina

NFL Season: 2

2023 GP/GS

2/0

CAREER GP/GS

5/0

PLAYOFF GP/GS

0/0

KEY TRANSACTIONS

- Fifth-round (169th overall) draft pick out of North Carolina in the 2022 NFL Draft
- Placed on IR on 10/11/22.
- Activated from IR on 12/28/22.

OFF THE FIELD

- Full name is Tykevius Chandler.
- Son of Katrina and Chico Chandler, who played running back at Ole Miss.
- Earned his bachelor's degree in recreation and sport management.
- Has a younger brother, Jonah, and sister, Madison.

CAREER NOTES

2023 | MINNESOTA VIKINGS

- Caught two passes, a new career high, at Philadelphia (9/14).
- Played in the opener Week 1 vs. Tampa Bay (9/10) and caught his first pass of his career, an 18-yard screen pass.

2022 | MINNESOTA VIKINGS

- Spent a majority of his rookie season on injured reserve, appearing in just three games, and was inactive for the team's playoff game during the Wild Card round.
- Played in three contests during his rookie year, totaling six carries for 20 yards and securing two special teams tackles.
- Was inactive for the team's Wild Card matchup vs. New York Giants (1/15/23).
- Returned in Week 18 at Chicago (1/8/23) and had six carries for 20 yards, the first carries of his career.
- Activated before Week 17 game at Green Bay (1/1/23), but was inactive for the game.
- Injured his hand vs. Chicago (10/9) and was placed on IR on Oct. 11.
- Made NFL debut vs. New Orleans (10/2) in London, appearing in 19 special teams snaps.
- Inactive for the first three games of the season.

COLLEGE - NORTH CAROLINA/TENNESSEE

- Started all 13 games in 2021 at North Carolina, finishing the season with 1,092 rushing yards and 13 rushing TDs.
- Also added 15 receptions for 216 yards and one receiving TD.
- Exploded for a career-high 213 rushing yards on 22 carries and four rushing TDs against Wake Forest.
- Hit the 3,000-yard career rushing mark against the Wofford Terriers.
- At Tennessee, played in 45 games (25 starts).
- Totaled 2,015 rushing yards and ranks fifth in UT history in all-purpose yards with 3,245.
- His 724 career kickoff return yards rank 14th in school history.

HONORS

- Became the 20th UNC player to record a 1,000-yard rushing season.
- Ranked fourth in the ACC with 84.0 rushing yards per game and third with 13 rushing TDs.
- Had seven career rushes of 50-plus yards, including four in 2021. Also had a 75-yard receiving TD. Named 2021 Second-Team All-

ACC.

- Two-time 2021 ACC Running Back of the Week (9/26, 11/6).
- Offensive Player of the Year at Tennessee (2018).
- PFF College SEC Team of the Week (9/19/18).
- SEC Freshman of the Week (9/9/17).

PREP - MONTGOMERY BELL (ALA.)

- Rated as a consensus four-star prospect and one of the nation's top 100 recruits.
- Two-time Division II-AA Tennessee Mr. Football Award winner at Montgomery Bell Academy in Nashville, Tenn.
- MaxPreps 2016 Football All-America Team.
- Member of ESPN 300.
- 2017 U.S. Army All-American Bowl nomination.
- Candidate for the 2016 All-USA Offensive Player of the Year award.
- Ranked seventh in TSSAA history in career rushing yards (6,158) and third in career touchdowns (92) at the conclusion of his career.
- Rushed for 2,252 yards and 39 touchdowns as a senior in 2016, leading the Big Red to an 8-2 record.
- Rushed for 2,558 yards and 31 touchdowns as a junior in 2015.

TY CHANDLER'S NFL REGULAR SEASON RUSHING/RECEIVING STATISTICS

		RUSHING							RECEIVING				
DATE	TEAM	GP	GS	NO.	YDS.	AVG.	LG	TD	NO.	YDS.	AVG.	LG	TD
2023	Vikings	2	0	4	0	0.0	2	0	3	27	9.0	18	0
2022	Vikings	3	0	6	20	3.3	10	0	0	0	0.0	0	0
NFL TOTALS		5	0	10	20	2.0	10	0	3	27	9.0	18	0

SINGLE-GAME HIGHS: RUSHING/RECEIVING

Rush Attempts	6 at CHI, Jan 08, 2023	Receiving Yards	18 vs. TB, Sep 10, 2023
Rushing Yards	20 at CHI, Jan 08, 2023	Longest Receptions	18 vs. TB, Sep 10, 2023
Longest Runs	10 at CHI, Jan 08, 2023	All-Purpose Yards	33 vs. TB, Sep 10, 2023
Receptions	2 at PHI, Sep 14, 2023	Longest Kickoff Return	15 vs. TB, Sep 10, 2023

2023 GAME-BY-GAME REGULAR-SEASON STATISTICS (VIKINGS)

		RUSHING							RECEIVING					W/L	SCORE
DATE	OPPONENT	P/S	NO.	YDS.	AVG.	LG	TD	NO.	YDS.	AVG.	LG	TD			
09/10	Buccaneers	P	3	0	0.0	2	0	1	18	18.0	18	0	L	17-20	
09/14	at Eagles	P	1	0	0.0	0	0	2	9	4.5	5	0	L	28-34	
2023 TOTALS		2-0	4	0	0.0	2	0	3	27	9.0	18	0	0-2		

2022 GAME-BY-GAME REGULAR-SEASON STATISTICS (VIKINGS)

DATE	OPPONENT	P/S	RUSHING					RECEIVING					W/L	SCORE
			NO.	YDS.	AVG.	LG	TD	NO.	YDS.	AVG.	LG	TD		
09/11	Packers												W	23-7
09/19	at Eagles												L	7-24
09/25	Lions												W	28-24
10/02	at Saints	P	0	0	0.0	0	0	0	0.0	0	0	0	W	28-25
10/09	Bears	P	0	0	0.0	0	0	0	0.0	0	0	0	W	29-22
10/16	at Dolphins												W	24-16
10/30	Cardinals												W	34-26
11/06	at Commanders												W	20-17
11/13	at Bills												W	33-30+
11/20	Cowboys												L	3-40
11/24	Patriots												W	33-26
12/04	Jets												W	27-22
12/11	at Lions												L	23-34
12/17	Colts												W	39-36+
12/24	Giants												W	27-24
01/01	at Packers												L	17-41
01/08	at Bears	P	6	20	3.3	10	0	0	0.0	0	0	0	W	29-13
2022 TOTALS		3-0	6	20	3.3	10	0	0	0.0	0	0	0	0	13-4

+ - Overtime



**LEWIS
CINE**
(SEEN)



SAFETY



Ht: 6-2

DOB: 10-5-99

Vikings Season: 2

Acquired: D1'22

Wt: 199

College: Georgia

NFL Season: 2

2023 GP/GS

2/0

CAREER GP/GS

5/0

PLAYOFF GP/GS

0/0

KEY TRANSACTIONS

- First-round (32nd overall) pick out of Georgia in the 2022 NFL Draft, becoming the first player the Vikings drafted from Georgia since 2012, when the team selected K Blair Walsh (sixth round, 175th overall).
- Placed on IR on 10/4/22.

OFF THE FIELD

- Last name is pronounced "SEEN."
- Full name is Lewis Tom Cine.
- Psychology major at Georgia.
- Recipient of the Jack David Honorary Football Scholarship.
- Played soccer, track and basketball in high school.

CAREER NOTES

- The Vikings entered the 2022 Draft with the 12th overall pick, but they traded with Detroit through Los Angeles Rams to acquire Lewis Cine at the 32nd overall pick.

2023 | MINNESOTA VIKINGS

- Played special teams in Weeks 1 and 2.

2022 | MINNESOTA VIKINGS

- Injured vs. New Orleans (10/2) in London and placed on IR on Oct. 4.
- Made NFL debut on *Monday Night Football* at Philadelphia (9/19), appearing in 15 special teams snaps and one defensive snap.
- Inactive Week 1 vs. Green Bay (9/11).

COLLEGE - GEORGIA

- Finished at Georgia with 39 games played (27 starts).
- Start all 15 games played in 2021, notching 73 total tackles, 2.0 tackles for loss, a career-high nine passes defended, one interception and one QB pressure.
- Named Defensive MVP of the CFP Championship Game where the Bulldogs defeated the Crimson Tide.
- Started in the defensive backfield in all 10 games in 2020, finishing second on the team with 49 stops, one for loss, and three pass breakups.
- Had a career-best 12 solo tackles in a win at South Carolina and a team-high eight stops vs. Alabama in 2020.
- Played in all 14 games (starting the last two) in 2019, recording a season-high six tackles in his first start vs. LSU.
- Had his first collegiate interception and a pass breakup vs. Arkansas State in 2019 after enrolling at Georgia in January.
- Co-winner of Special Teams Newcomer of the Year, awarded at the team's postseason awards gala in 2019.
- Helped Georgia set the record for most defensive player (five) drafted from the same school in one draft.
- Made history in the 2022 NFL Draft as part of Georgia's 15-player draft class, the most players ever drafted by a single school in one draft.

HONORS

- 2021 *Associated Press* All-SEC First Team.
- 2021 Coaches' All-SEC Second Team.
- Semifinalist for the 2021 Jim Thorpe Award, given to the nation's top defensive back.
- Named Defensive MVP at the College Football Playoff Championship Game.
- Part of the 2021 CFP National Champions.

PREP - TRINITY CHRISTIAN (MASS.)

- Selected to play in the 2019 Under Armour All-America game.
- A four-star prospect by 247Sports.com, 66th overall prospect nationally, third safety nationally and 11th overall prospect in the state of Texas.
- Member of the Top 150 Dream Team.
- Led the Trinity Christian School Tigers to a 14-0 record and the school's second-straight state title.
- Transferred to TCS after playing his first three seasons at Everett High School in Massachusetts, finishing his senior season with 85 total tackles (46 solo), 13 TFL, two interceptions, two forced fumble and one fumble recovery for a TD. Also added 45 punt return yards on two attempts.
- Honored as the *USA TODAY* 2017 Massachusetts Defensive Player of the Year after amassing 65 tackles, two interceptions, two fumble recoveries and two blocks (one field goal, one punt) as a junior.

2023 GAME-BY-GAME REGULAR-SEASON STATISTICS (VIKINGS)

DATE	OPPONENT	P/S	TACKLES							INTERCEPTIONS					O. FUMB				ST				MISC				SCORE		
			TK	S	A	SK	YDS	TFL	YDS	QBH	NO	YDS	LG	TD	PD	FF	FR	TD	YDS	TK	S	A	FF	FR	S	A		W/L	
09/10	Buccaneers	P	0	0	0	0.0	0.0	0	0	0	0	0	0	0	0	0	0	0	0	0	0	0	0	0	0	0	0	L	17-20
09/14	at Eagles	P	0	0	0	0.0	0.0	0	0	0	0	0	0	0	0	0	0	0	0	0	0	0	0	0	0	0	0	L	28-34
2023 TOTALS		2-0	0	0	0	0.0	0.0	0	0	0	0	0	0	0	0	0	0	0	0	0	0	0	0	0	0	0	0	0-2	



EZRA CLEVELAND



72

GUARD

Ht: 6-6

DOB: 5-8-98

Vikings Season: 4

Acquired: D2 '20

Wt: 312

College: Boise State

NFL Season: 4

2023 GP/GS

2/2

CAREER GP/GS

49/45

PLAYOFF GP/GS

1/1

KEY TRANSACTIONS

- Selected in the second round (No. 58 overall) in the 2020 NFL Draft on 4/24/21.

OFF THE FIELD

- Earned academic All-Mountain West honors in 2017.
- One of 58 players that virtually attended the 2020 NFL Draft.
- Highest-drafted Boise State Bronco since Leighton Vander Esch was selected by Dallas in the first round of 2018 NFL Draft.
- Led the OL group at the NFL Combine with his 4.46 20-yard shuttle and 7.26 3-cone drill. Ran a 4.93 40-yard dash (third among OL) and 30 bench press reps (fifth among OL).
- Majored in construction management.
- Born three weeks premature but weighed 11 pounds at birth.
- Grew up in Spanaway, Washington, a suburb of Tacoma.

CAREER NOTES

2023 | MINNESOTA VIKINGS

- Started at LG Weeks 1 and 2, appearing in 100% of the team's offensive snaps.

2022 | MINNESOTA VIKINGS

- Started all 17 games at LG on the season, appearing in all but one snap, missing one vs. Dallas (11/20), blocking for Kirk Cousins who set a team record for passing attempts (698) and totaling the second-most completions (424) and passing yards (4,547) in club history.
- Paved the way for Dalvin Cook to secure his fourth 1,000-yard rushing season, tying him for the second-most in team history with Robert Smith, trailing only Adrian Peterson (7).

2021 | MINNESOTA VIKINGS

- Started all 17 games at LG and played all 1,082 offensive snaps in 2021, joining RT Brian O'Neill as the only Vikings to do so on offense.
- Started his 10th career game at Cincinnati (9/12) in Week 1.
- Started at Arizona (9/19) and helped Dalvin Cook to a 131-yard rushing day.
- Started vs. Seattle (9/26) and helped team to first win of the season, posting a 100-yard rusher (Alexander Mattison, 112), a 100-yard receiver (Justin Jefferson, 118) and a 300-yard passer (Kirk Cousins, 323) for the first time on the season.
- Started at Carolina (10/17) and helped offense to a 100+ yard RB (Cook, 140), WR (Thielen, 126) and 300+ yard QB (Cousins, 373) in an OT win.

2020 | MINNESOTA VIKINGS

- Appeared in 13 games (9 starts) at RG as the Vikings offense totaled the seventh-most rushing yards (2,283) and the second-most scrimmage yards (6,548) in team history.
- Made NFL debut at Indianapolis (9/20) in Week 2.

- Made first career start vs. Atlanta (10/18) and went on to start next three games before being injured vs. Dallas and Carolina.
- Returned to action and helped the Vikings record 420 total net yards of offense vs. Jacksonville (12/6) in an OT win.
- Started the final five straight games of the season.
- Vikings ranked fourth in NFL total offense, a 12-spot jump from 2019 and scored 55 offensive touchdowns, the second-best mark in team history behind the 1998 squad.
- Helped RB Dalvin Cook rush for 1,557 yards, the third-best mark in Vikings history and the second-most in the NFL for the year. Cook had 16 rushing TDs, the second-best season mark in Vikings history, and earned a second-straight Pro Bowl berth.
- Cook tied a team record in win at Green Bay (11/1) by scoring four touchdowns in a game (three rushing, one receiving), only the third time in Vikings history the feat has been accomplished, and tied the team record with three rushing touchdowns in a game.
- Helped rookie WR Justin Jefferson rewrite the NFL and team record book with an NFL post-merger record 1,400 yards receiving and a team-record 88 catches en route to Second-Team Associated Press All-Pro honors and a Pro Bowl berth.
- Protected QB Kirk Cousins as he threw for a career-high 35 TD passes and a 105.0 passer rating, the second-most touchdown passes in a season by a Vikings QB and the first time in team history a QB had consecutive seasons with a 100+ passer rating.

COLLEGE - BOISE STATE

- Two-time First-Team All-Mountain West in 2018 and '19 and honorable mention in 2017 as a redshirt freshman.
- Started in all 40 of his college games after redshirting in 2016.
- Boise State played in Mountain West Championship Game each season, winning conference title in 2017 and 2019.
- Helped Broncos to 12-2 mark in 2019, with the only losses coming at BYU and in Las Vegas Bowl to Washington.
- Squad went 10-3 in 2018 and 11-3 in 2017, winning Las Vegas Bowl over Oregon.
- Blocked for Mountain West Freshman of the Year, RB George Holani, in 2019.
- During his time as a Bronco, helped extended the team's streak of having a 1,000-yard rusher to 12 consecutive seasons. Alexander Mattison's rushing totals benefited from Cleveland in 2017 (1,086) and 2018 (1,415).
- Protected Mountain West Player of the Year, QB Brett Rypien, and the nation's 18th-ranked passing offense (292 ypg) in 2018.
- Started 14 games as a redshirt freshman while the Broncos finished second on the Mountain West in scoring (32.5 ppg).

PREP - BETHEL (WASH.)

- As a senior, totaled 41 tackles and 4.0 sacks. Earned Lineman of the Year honors after being named First-Team All-Area as a DT and First-Team All-Conference as an OL.
- Named Bethel's Defensive Player of the Year and earned a spot on Washington's All-State team.
- Played center field in baseball and wrestled at Bethel.
- Two-star recruit according to Rivals and the No. 24 player in Washington.

2023 GAME-BY-GAME REGULAR-SEASON STATISTICS (VIKINGS)

DATE	OPPONENT	P/S	W/L	SCORE
09/10	Buccaneers	S	L	17-20
09/14	at Eagles	S	L	28-34
2023 TOTALS		2-2	0-2	



KIRK COUSINS



8

QUARTERBACK

Ht: 6-3

DOB: 8-19-88

Vikings Season: 6

Acquired: FA '18

Wt: 205

College: Michigan State

NFL Season: 12

2023 GP/GS

2/2

CAREER GP/GS

144/139

PLAYOFF GP/GS

5/4

KEY TRANSACTIONS

- Selected by Washington in the fourth round (No. 102 overall) in the 2012 NFL Draft on 4/28/12.
- Was assigned the transition tag by Washington on 3/1/16.
- Signed a one-year deal with Washington on 3/3/16.
- Assigned the franchise tag by Washington on 2/28/17.
- Signed a one-year deal with Washington on 3/13/17.
- Signed a three-year deal with the Minnesota Vikings on 3/15/18
- Signed a two-year extension with the Minnesota Vikings on 3/16/20.
- Signed a one-year extension with the Vikings on 3/13/22.

OFF THE FIELD

- Married his wife, Julie, in the 2014 offseason. The couple welcomed their first child, Cooper, in the fall of 2017 and their second, Turner, in the spring of 2019.
- Father, Don, is a minister and his mother, MaryAnn, is a flight attendant.
- Brother, Kyle, lettered four times as a pitcher at Calvin College in Grand Rapids, Michigan.
- Published his first book, Game Changers: Faith, Football, & Finding Your Way, in 2013.
- Graduated from Michigan State with 3.68 GPA in kinesiology.
- A frequent guest speaker at churches around the country.
- Surprised 50 children from People Serving People, the region's largest homeless shelter, with a Halloween party in 2019, buying the kids costumes before ending the night at TCO Performance Center.
- Together with Sleep Number, surprised Minnesota student athletes selected as the Vikings 2019 Community Captains.
- Supported Urban Homeworks, a nonprofit that builds affordable housing in urban areas, through the 2018 My Cause My Cleats campaign.
- Held a summer youth football camp in Holland, Michigan, (2013-19) and held his first in Minnesota in June 2019.
- In October of 2018 launched the Julie and Kirk Cousins Foundation, which aims to inspire generosity in others and make famous the generous heart of God.
- Partnered with Hy-Vee on a cereal, Cousins CinnaMinn Snaps, in 2020 with all proceeds to benefit the Boys & Girls Clubs of the Twin Cities.
- Has his own website, KirkCousins.org.

HONORS

- Seven-time NFC Offensive Player of the Week - 2015 Week 7 vs. Tampa Bay (10/25), 2015 Week 10 vs. New Orleans (11/15), 2016 Week 11 vs. Green Bay (11/20), 2017 Week 3 vs. Oakland (9/24), 2020 Week 12 vs. Carolina (11/29) and Week 17 at Detroit (1/3), 2022 Week 15 vs. Indianapolis (12/17).
- Earned NFC Offensive Player of the Month honors for October 2019, November 2016 and for December 2015.
- Voted FedEx Air Player of the Week three times - vs. Green Bay (11/20/16), at Philadelphia (9/21/14) and vs. Philadelphia (10/13/19).
- Four-time Pro Bowler, earning selections after the 2016, 2019, 2021 and 2022 seasons.
- Named 2019 Vikings Offensive MVP as part of the team awards during the annual MN Football Honors program.
- Named the 2015 PFWA Co-Most Improved Player of the Year.
- Named two-time captain for Washington (2016-17) and a Vikings team captain each season since 2018.
- Won Pepsi NFL Rookie of the Week in his first career start at Cleveland (12/16/12).

CAREER NOTES

2023 | MINNESOTA VIKINGS

- Named team captain for the 2023 season, marking his sixth-career selection as a Viking.
- QB Kirk Cousins was 31-for-44 for 364 yards and four touchdowns at Philadelphia (9/14), marking his 25th game since joining Minnesota with at least three touchdown passes, the most in Vikings history and becoming the first first quarterback in franchise history to amass 300 passing yards in each of the first two weeks of a season.
- In Week 1 vs. Tampa Bay (9/10), was 33-for-44 for 344 yards, the fifth-most passing yards in a season opener in team history. His 33 completions are the third most in team history during a Week 1 matchup behind only Steve Dils (1981; 37) and his 36 completions in 2021.

2022 | MINNESOTA VIKINGS

- Started all 17 games and set team records for passing attempts (643) and passing first downs (230), also totaled the second-most completions (424) and passing yards (4,547) in club history.
- Registered a career-high eight game-winning drives the most in the NFL in 2022 and tied with Matthew Stafford in 2016 for the most in a single season in NFL history
- Led the largest comeback in NFL history vs. Indianapolis (12/17), overcoming a 33-point deficit to beat the Colts 39-36 in overtime. Threw for a career-high 460 yards, the second-most passing yards in franchise history, four touchdowns and a 99.3 passer rating.
- Paired with one completed pass from WR Justin Jefferson, Cousins and the Vikings completed 81.6% of their passes vs. New England (11/24), the second-highest completion percentage against the Patriots under Bill Belichick (9/21/08 vs. Dolphins, 85.7%).
- Had thrown a touchdown in 39 consecutive games prior to not throwing one against Dallas (11/20), the sixth longest streak all-time.
- Threw for 224 yards on third and fourth down at Buffalo (11/13), the most by a QB in a game in the NFL since Dak Prescott had 229 in Week 17 of 2018.
- Had the second-longest touchdown run of his career behind his 19-yard touchdown run at Detroit (10/23/16) with a 17-yard touchdown run vs. Arizona (10/30).
- Set a team record record for consecutive passes completed in a game by connecting on his first 17 passes vs. Chicago (10/9).
- Started his fifth consecutive Week 1 game for the Minnesota Vikings vs. Green Bay (9/11), the most for a Vikings QB since Daunte Culpepper started six straight openers from 2000-05. QB Fran Tarkenton holds the record for seven straight seasons starting the opening game from 1972-78.

2021 | MINNESOTA VIKINGS

- Finished fourth in the NFL with a 103.1 passer rating and earned his third career Pro Bowl trip.
- Threw 33 TD passes, the second most of his career, trailing only 2020's total of 35.
- Trailed only Packers QB and 2021 NFL MVP Aaron Rodgers for the best pass TD/INT ratio.
- Placed on Reserve/COVID-19 on 12/31.
- Led his third game-winning drive and recorded his fourth game with at least three passing TDs and 0 INTs vs. Green Bay (11/21).
- Had back-to-back games leading winning drives vs. Detroit (10/10) and at Carolina (10/17), his 18th and 19th career game-winning drives (including playoffs).
- Threw his first interception in 224 pass attempts in Week 4 vs. Cleveland (10/3), breaking his own team record for consecutive pass attempts without an INT.
- In Week 3 vs. Seattle (9/26), led the Vikings to their first win vs. Seattle in the last eight contests with 323 passing yards, 3 passing TDs and 0 INTs on 30-of-38 passing (128.4 passer rating).
- Threw for three TDs, all in the first half, 244 passing yards and recorded a career-long 29-yard run at Arizona (9/19). Started his fourth straight opener for the Vikings, the first QB to do so with the team since Daunte Culpepper from 2002-05.
- Had his third career game with at least 350 passing yards with two or more TDs and 0 INTs while with the Vikings during Week 1 at Cincinnati (9/12).
- His 36 completions at Cincinnati are tied for his second-most as a member of the Vikings - 40 vs. Buffalo (9/23/18), 36 at Los Angeles Rams (9/27/18).

2020 | MINNESOTA VIKINGS

- Earned a pair of NFC Offensive Player of the Week awards, vs. Carolina (11/29) and at Detroit (1/3), his first time with the honors as a Viking.
- Posted 105.0 passer rating, the second-best of his career behind 107.4 in 2019, and the only time in Vikings history a QB had consecutive 100+ passer rating seasons.
- Started all 16 games and threw every pass for the club.
- Ranks second in team history with 35 TD passes in a season and set a franchise-record eight games of three-plus passing TDs.
- Vikings offense scored 55 TDs, the second-best mark in team history behind the 1998 team (58).
- Helped rookie WR Justin Jefferson set Vikings rookie record for catches (88) and receiving yards (1,400); the yardage mark is the most in the NFL by a rookie since the merger and he had seven games of 100+ yards, matching a post-merger NFL record.
- Vikings were No. 4 in total offense in 2020, a 12-spot jump from 2019 and the highest rank by the Vikings since 2004.
- In his 100th career game, went 11 of 14 for 160 yards and a TD in upset win at Green Bay (11/1), 28-22.
- Completed 25 of 36 passes for 292 yards and two TDs at Chicago (11/16) to earn his first career MNF win.

- Became the fifth QB in the NFL since 1970 to complete 2,250 or more passes in 102 career games or fewer (according to Sportradar).
- Led his 16th regular-season comeback win vs. Carolina (11/29) as he went 34 of 45 for 307 yards, three TDs and a 115.7 rating, throwing the winning TD in to Chad Beebe with 46 seconds left in the game.
- Earned first NFC Offensive Player of the Week honors for the first time as a Viking.
- With three TD performance vs. Jacksonville (12/6), Cousins tied as the second-fastest QB in team history to throw 25+ TDs in a season, doing so in 12 games.
- Ran for career-high 41 yards vs. Tampa Bay (12/13).
- Earned NFC Offensive Player of the Week honors at Detroit (1/3) as he went 28 of 40 for 405 yards, three TDs, 0 INTs and a 127.6 passer rating with a rushing TD.

2019 | MINNESOTA VIKINGS

- Started 15 games in 2019, completing 307 of 444 (69.1%) passes for 3,603 yards, 26 TDs and a career-low six INTs. His 107.4 passer rating in 2019 marked a personal best and established the second-best single season mark in Vikings history.
- Named to his second career Pro Bowl following the 2019 season.
- Went eight of 10 for 98 yards and one TD, good for a 140.8 passer rating vs. Atlanta (9/8). Also added six rushes for four yards and one TD, the 15th rushing TD of his career.
- Made his 75th career start at Green Bay (9/15).
- Was 22 of 27 for 306 yards and two TDs at the NY Giants (10/6).
- Vs. Philadelphia (10/13), tied his career high for single game passing TDs with four. Became the first Vikings QB since Brett Favre (vs. Baltimore, 10/18/09) to throw two passes of 50+ yards in the same game by throwing a 62-yard TD pass and a 51-yard TD pass, both to Stefon Diggs. Also became the first Viking in franchise history to have consecutive games with 300+ passing yards and a passer rating of 138.4 or higher.
- Went 24 of 34 for 337 yards and four TDs with zero INTs and a season-high 141.4 passer rating at Detroit (10/20), becoming the first QB in NFL history to have at least 300 passing yards and a passer rating of 130.0 or higher in three consecutive games. Also became the first Vikings QB to have consecutive games with four passing TDs and 300+ passing yards since Daunte Culpepper did so in Weeks 5-6 of the 2004 season.
- In his first game against the team that drafted him, went 23 of 26 for 285 yards and a 112.3 passer rating vs. Washington (10/24). His 88.5 completion percentage set a new single-game franchise record.
- Awarded NFC Offensive Player of the Month for October.
- Threw three passing TDs at Kansas City (11/3), marking 45 total TDs thrown as a Viking and moving past Brett Favre (44) for eighth most in franchise history.
- Went 23 of 32 for 220 yards, two TDs and a passer rating of 111.5 on Sunday Night Football at Dallas (11/10), marking his fourth consecutive game without a turnover.
- Led Minnesota back from a 20-0 halftime deficit vs. Denver (11/17) to win 27-23, tying the franchise's fourth-largest comeback. Also completed his 2,000th career pass, becoming the third-fastest player in NFL history to hit the mark (89 games).
- Threw a 58-yard TD pass to Laquon Treadwell at Seattle (12/2), his fifth TD pass of 40+ yards of the season. Snapped a streak of 201 consecutive pass attempts without an INT dating back to Week 5 vs. Philadelphia.
- Completed passes to eleven different players vs. Detroit (12/8), including C Garrett Bradbury on a tipped pass.
- Did not see game action vs. Chicago (12/29), breaking a 79-game start streak.
- Earned his first career postseason victory in the overtime Wild Card win over New Orleans (1/5/20), becoming the eighth QB in franchise history to win his first start in the playoffs. Finished the game 19 of 31 for 242 yards, one TD and a 96.4 passer rating.
- Finished 21 of 29 for 172 yards, one TD and one INT in the Divisional game at San Francisco (1/11/20).

2018 | MINNESOTA VIKINGS

- Started all 16 games and played every offensive snap in his debut season with the Vikings, completing 425 of 606 passes for 4,298 yards, 30 passing TDs, and 10 INTs.
- His 425 completions on the year set a new Vikings record. His 70.1% completion rate was the second-highest mark in the NFL in 2018, second-highest mark in franchise history and the 10th-highest mark in NFL history.
- Became the first QB in NFL history to throw for at least 4,000 yards, 30 TDs, a 70.0% completion rate and 10 or fewer INTs in a single season.
- Made his first start as a Minnesota Viking against San Francisco (9/9), completing 20-of-36 passes for 244 yards and two TDs while adding 26 yards on the ground. Threw his 100th career TD and first as a Viking, a 22-yard pass down the left sideline to WR Stefon Diggs in the 2nd quarter.
- Completed 35 of 48 passes for 425 yards and four TDs and one INT at Green Bay (9/16), earning a 118.8 passer rating. Capped an 8-play, 75-yard, 4th-quarter TD drive with a 2-point conversion throw to Stefon Diggs, forcing overtime and completing a 2nd-half comeback against the Packers.
- Finished 30-for-37 for 301 yards and one TD (109.6 passer RT) at Philadelphia (10/7) to become the first player in NFL history to complete 30+ passes in four consecutive games. Cousins' 161 completions through five games set a new franchise record.
- Turned in his best game of the season vs. Green Bay (11/25), completing 29-of-38 passes for 342 yards and three TDs for a 129.5 passer rating. Cousins' 3,289 passing yards through Week 12 set a Vikings record for most passing yards through the first 11 games of a season.
- Went 21-for-28 for 253 yards and three TDs at Detroit (12/23), becoming the fourth Vikings QB to throw for 4,000 yards in a single-season and tying his career high of 29 TDs in a season.

2017 | WASHINGTON COMMANDERS

- Started all 16 games, completing 347 of 540 passes (64.3 percent) for 4,093 yards with 27 TDs and 13 INTs for a passer rating of 93.9.
- Had every pass attempt for Washington, becoming the first player in the team's 86-season history to record every passing attempt for Washington in a season.
- Led Washington in rushing TDs (4) for the second time in his career (5 in 2015), becoming the first Washington QB to lead the team in rushing TDs in multiple seasons since Norm Snead tied for the team lead in 1961 and 1962.
- Became the first player in league history to record at least 4,000 passing yards and four rushing TDs in three consecutive seasons.
- Threw for 240 passing yards vs. Philadelphia (9/10), moving past Billy Kilmer (12,352) for the fifth-most career passing yards in Washington history with the performance. Also matched his career high with 30 rushing yards on four carries.
- Engineered a 10-play, 70-yard TD drive at LA Rams (9/17) that culminated in an 11-yard TD pass for the game-winning score.
- Earned fourth career NFC Offensive Player of the Week honors after completing 25-of-30 passes for 365 yards with three TDs vs. Oakland (9/24).
- Set career high in rushing attempts (7) at Kansas City (10/2).
- Notched a 7-yard TD run vs. San Francisco (10/15) that tied him with Sonny Jurgensen (10) for the second-most career rushing TDs by a Washington QB.
- Trailing 14-10 with 1:34 remaining at Seattle (11/5) helped engineer a 4-play, 70-yard, game-winning TD drive, that featured back-to-back completions of 31 and 38 yards.
- Tied his career high with two rushing TDs vs. Minnesota (11/12), passing Sonny Jurgensen (10) for the second-most career rushing TDs by a Washington QB.
- Threw for 322 yards with three TDs for a passer rating of 132.6 at New Orleans (11/19) while starting his 42nd consecutive regular-season game with Washington, passing Mark Rypien (41 from 1990-93) for the second-longest streak by a Washington QB since the 1970 AFL-NFL merger. On his 12th completion at New Orleans, he also surpassed Rypien (1,244) for the fourth-most career completions in team history.
- Became the first QB in Washington history to record three consecutive 20-TD seasons after throwing for 251 yards with two TDs, pushing his total to 21 on the season, at Dallas (11/30).
- Threw a TD pass on his first pass attempt of the day vs. Arizona (12/17), doing so on his first individual passing attempt of a game for the second time in his career and first since Sept. 14, 2014 vs. Jacksonville after entering the game in relief.
- With his first of three TD passes of the game vs. Denver (12/24), his 25th of the season, he became the first quarterback in team history to record three 25-TD seasons and also passed Mark Rypien (15,928) for the fourth-most career passing yards in Washington history during the contest.

2016 | WASHINGTON COMMANDERS

- Finished the year with single-season team records in attempts (606), completions (406) and passing yards (4,917) and matched his team record for 300-yard passing games (seven).
- His 4,917 passing yards ranked third in the NFL and were the 15th-most in a season in NFL history.
At 307.3 yards per game, he became the first QB in team history to average 300 passing yards per game in a season.
- Earned NFC Offensive Player of the Month honors for November, posting an NFL-high 362.0 yards per game with an 8:0 TD-to-INT ratio in three games. The honor was the second of his career, joining LB Wilber Marshall as the only players in team history to win multiple Player of the Month awards.
- With an INT on his 21st pass attempt vs. Pittsburgh (9/12), snapped a streak of 252 consecutive regular-season pass attempts at FedEx Field without an INT, dating back to Week 1 of the 2015 season. The streak – which extended to 298 consecutive attempts when including postseason play – was the longest streak of consecutive home pass attempts without an INT in team history. It also ended the streak of consecutive games with a TD pass at 17, including postseason play, the second-longest in team history (23, Sonny Jurgensen).
- Completed 28-of-46 passes vs. Dallas (9/18), snapping a streak of nine consecutive regular-season games with a completion percentage of 65.0% or better, dating back to 2015, tied for the second-longest in the NFL since 1960, trailing only Joe Montana (10 in 1989).
- Completed 38-of-56 passes for 458 yards with two TDs and one INT in a tie against Cincinnati (10/30) in London. His 38 completions set a then team record, surpassing the previous mark of 33 set by Cousins (vs. Tampa Bay, 10/25/15) and Jason Campbell (at Dallas, 11/18/07). His career-high 458 passing yards were the second-most in a single game in team history, trailing only Brad Johnson's 471-yard performance at San Francisco (12/26/99).
- Completed 21 of 30 passes for 375 yards and tied his season high with three TD passes in a win vs. Green Bay (11/20), earning NFC Offensive Player of the Week and FedEx Air Player of the Week honors.
- Completed 41-of-53 passes for 449 yards with three TDs on Thanksgiving Day at Dallas (11/24), breaking his own single-game team record with the 41 completions and also tying Mark Brunell's team record for most pass attempts in a game without an INT. Also claimed sole possession of the most career 400-yard passing games in team history with his third career 400-yard effort, passing Sonny Jurgensen and Mark Rypien (two each). The only player in team history to record multiple 400-yard passing games in a season.
- Threw 36 consecutive pass attempts without an INT until his 37th and final attempt of the game at Arizona (12/4), snapping a streak of 187 consecutive pass attempts without an INT, dating back to Week 8 vs. Cincinnati in London, the second-longest streak in Commanders history.
- Eclipsed 4,000 yards on the season with 234 passing yards at Philadelphia (12/11), becoming the 1st player in team history with multiple 4,000-yard passing seasons (2015 and 2016).
- Set career highs in rushing yards (30) and rushing TDs (2) in a win at Chicago (12/24). Also threw a TD pass in his 18th consecutive

road game, tying Joe Theismann for the longest streak of road games with a passing TD (18 from 1982-85). Became the second quarterback in NFL history to record 4,000 passing yards and four rushing TDs in consecutive seasons (Aaron Rodgers, 2008-09).

2015 | WASHINGTON COMMANDERS

- Started all 16 games and one postseason game after being named the starter in late August.
- Set single-season team records (which he would surpass or match in 2016) for attempts (543), completions (379), passing yards (4,166) and 300-yard passing games (7).
- Shared PFWA Co-Most Improved Player honors with Panthers CB Josh Norman
- Twice earned NFC Offensive Player of the Week honors (Weeks 7 and 10) and was named NFC Offensive Player of the Month in December.
- His 29 passing TDs on the season tied Joe Theismann (29 in 1983) for the second-most in a season in team history.
- Became the first player in team history to throw a TD in all 16 games in a season since the adoption of the 16-game schedule in 1978 and was one of only two NFL QBs to throw a TD pass in all 16 regular-season games in 2015 (Russell Wilson).
- Became the first Washington QB to lead the NFL in completion percentage since Sonny Jurgensen in 1970.
- Completed 74.7% of pass attempts in home games, the highest home completion % in a season in NFL history, surpassing Jim Harbaugh's 74.3% with the Colts in 1997.
- Recorded 31 completions on 46 attempts for 290 yards with one TD vs. Philadelphia (10/4) in addition to scoring his first career rushing TD while engineering a 15-play, 90-yard drive culminating with a 4-yard TD pass to Pierre Garçon to complete his first fourth-quarter comeback victory as a starter.
- Completed 21-of-32 passes for 219 yards with one TD and one INT at Atlanta (10/11), forcing OT with a 4-play, 46-yard drive in 24 seconds to set up a game-tying FG.
- According to the Elias Sports Bureau, became the first player to throw game-winning TDs in the final 30 seconds of game twice in a month since Drew Bledsoe in December 2005.
- Completed 33 of 40 passes for 317 yards and three TDs and also rushed three times for 15 yards with one TD in the largest comeback win (24 points) in team history vs. Tampa Bay (10/25). Earned NFC Offensive Player of the Week honors for his performance, as his career-high 33 completions tied Jason Campbell's franchise record at Dallas (11/18/07). Also became the first Commanders QB to record at least three passing TDs and at least one rushing TD in a single game since Trent Green vs. Arizona (11/22/98).
- Completed 20 of 25 passes for 324 yards with a career-high four TDs for a perfect passer rating of 158.3 in a 47-14 rout vs. New Orleans (11/15). Earned NFC Offensive Player of the Week honors, as his perfect passer rating was the Redskins first among QBs with at least 20 attempts in records available dating back to 1950. Also became the first Redskins QB to pass for 300+ yards and post a rating of at least 150.0 in a game since Pro Football Hall of Famer Sammy Baugh (10/31/48).
- Tied his career high with four passing TDs and added a 13-yard rushing TD in a win vs. Buffalo (12/20), his sixth consecutive game with a passer rating of 100.0 or better, the longest streak by a Washington QB in records available back to 1960. NFC Offensive Player of the Month for December.
- Finished regular season with 232 straight pass attempts at home without an INT dating back to Week 1, the longest home streak in team history according to the Elias Sports Bureau.
- Completed 31-of-46 passes for 365 yards with four TDs for 120.3 in a division-clinching win at Philadelphia (12/26).
- Completed 12-of-15 passes for 176 yards with three TDs for a passer rating of 155.1 in regular-season finale at Dallas (1/3/16) before exiting in the 2nd quarter and became the first player in team history to throw three TDs in the 1st quarter of a game.
- Completed 29-of-46 passes for 329 yards with one passing TD and one rushing TD in his first postseason start in NFC Wild Card Round vs. Green Bay (1/10/16). Became the first Washington QB to throw for a TD and run for a TD in a postseason game and tied Todd Collins' franchise record for completions in a postseason game (29, NFC Wild Card round at Seattle on Jan. 5, 2008).

2014 | WASHINGTON COMMANDERS

- Appeared in six games with five starts and totaled 1,710 yards, 10 TDs and nine INTs on 126-of-204 passing.
- Entered in relief vs. Jacksonville (9/14) and completed 22-of-33 for 250 yards with two TDs and a 109.4 passer rating, completing his first 12 passes.
- Started at Philadelphia (9/21) and completed 30-of-48 passes for 427 yards with three TDs and a passer rating of 103.4, marking the first 400-yard passing day of his career and the first by a Washington QB since
- Donovan McNabb threw for 426 yards vs. Houston (9/19/10). Earned FedEx Air Player of the Week honors for his performance at Philadelphia.

2013 | WASHINGTON COMMANDERS

- Appeared in five games, starting the final three of the season. Compiled 854 yards, four TDs and seven INTs on 81-for-155 passing on the season.
- Started at Atlanta (12/15), completing 29 of 45 passes for 381 yards and three TDs, all career highs at the time. Became the first Washington QB in the Super Bowl era to throw for 300 yards in each of his opening two career starts, according to Elias.

2012 | WASHINGTON COMMANDERS

- Played in three regular-season games with one start and saw his first postseason action.
- Saw his first career game action vs. Atlanta (10/7), entering in relief of the injured Griffin III in the 3rd quarter and completing 5-

- of-9 passes for 111 yards with one TD and two INTs, throwing the first TD pass of his career by finding Santana Moss for a 77-yard TD.
- Led the first 4th-quarter comeback of his career, replacing Griffin III in the final two minutes of a win vs. Baltimore (12/9), leading an eight-point 4th-quarter comeback by connecting with Pierre Garçon for an 11-yard TD and then converted the game-tying 2-point conversion on a QB draw, marking the first time in team history that Washington had scored a 2-point conversion to send a game to overtime.
- Made his first career start in a win at Cleveland (12/16), completing 26-of-37 passes for 329 yards with two TDs, giving him his first 300-yard passing performance; won Pepsi NFL Rookie of the Week.
- Completed 3 of 10 passes for 31 yards in relief of an injured Robert Griffin III in the NFC Wild Card round vs. SEA (1/6/13).

COLLEGE - MICHIGAN STATE

- Appeared in 45 games, starting 39 of final 40, completing 723 of 1,128 passes (64.1%) for 9,131 yards, 66 TDs and 30 INTs.
- Gained 9,004 yards on 1,239 plays, an average of 7.3 yards per snap and 200.1 yards per game.
- Graduated as MSU record-holder with 66 career TD passes, topping the previous mark of 61 by Jeff Smoker (2000-03).
- Exited Michigan State ranking 10th on the Big Ten Conference all-time TD passes list (66).
- His 25 TD passes in 2011 broke the old school season record of 22 by Drew Stanton in 2005.
- Set school record for career pass completions (723).
- His 34 completions vs. Notre Dame in 2011 were one shy of Smoker's single-game record (35 vs. Ohio State in 2003).
- One of seven players in school history to complete at least 60% of his passes for MSU, as his pass completion percentage of 64.1 was second in school history and tied for seventh in Big Ten history.
- Established an MSU career-record with a 146.1 pass efficiency rating, topping the old mark of 142.3 by Gene Glick (1946-49).
- Broke school record with 9,004 yards of career total offense.
- Was only the second player in Spartans history to be named team captain as a sophomore and the first since 1949.
- Set the school record with 26 games throwing for 200+ yards.
- As of 2011, was one of only 16 players in MSU history to earn Academic All-Big Ten Conference honors in all four seasons.

PREP - HOLLAND CHRISTIAN (MICH.)

- Attended Holland Christian H.S., where he lettered in football, baseball and basketball.
- Earned All-Ottawa-Kent Conference honors as a QB for the football team, as a pitcher for the baseball squad and as a shooting guard for the basketball team.
- Was a 3-star prospect by Rivals.com.
- Finished prep career completing 198-of-366 passes for 3,204 yards, 40 TDs and 18 INTs in 16 games.
- In 2006, earned All-State and Academic All-State Honorable Mention by Michigan High School Football Coaches Association, as he went on to set 35 school game, season and career records en route to garnering Area Player of the Year accolades.
- That season, he completed 130 of 231 passes (56.3%) for 2,088 yards, 28 TDs and 10 INTs as a senior, leading the Maroons to the playoffs for the first time in school history.

KIRK COUSINS' NFL REGULAR SEASON PASSING/RUSHING STATISTICS

DATE	TEAM	PASSING												RUSHING					
		GP	GS	ATT.	CMP.	PCT.	YDS	AVG.	TD	INT.	LG	SK	LST	RATE	NO.	YDS.	AVG.	LG	TD
2023	Vikings	2	2	88	64	72.7	708	8.0	6	1	62t	4	34	114.2	3	7	2.3	4	0
2022	Vikings	17	17	643	424	65.9	4,547	7.1	29	14	66	46	329	92.5	31	97	3.1	19	2
2021	Vikings	16	16	561	372	66.3	4,221	7.5	33	7	64t	28	197	103.1	29	115	4.0	29	1
2020	Vikings	16	16	516	349	67.6	4,265	8.3	35	13	71t	39	256	105.0	32	156	4.9	16	1
2019	Vikings	15	15	444	307	69.1	3,603	8.1	26	6	66	28	206	107.4	31	63	2.0	14	1
2018	Vikings	16	16	606	425	70.1	4,298	7.1	30	10	75t	40	262	99.7	44	123	2.8	19	1
2017	Redskins	16	16	540	347	64.3	4,093	7.6	27	13	74	41	342	93.9	49	179	3.7	18	4
2016	Redskins	16	16	606	406	67.0	4,917	8.1	25	12	80t	23	190	97.2	34	96	2.8	19t	4
2015	Redskins	16	16	543	379	69.8	4,166	7.7	29	11	78t	26	186	101.6	26	48	1.8	13t	5
2014	Redskins	6	5	204	126	61.8	1,710	8.4	10	9	81t	8	70	86.4	7	20	2.9	12	0
2013	Redskins	5	3	155	81	52.3	854	5.5	4	7	62	5	32	58.4	4	14	3.5	6	0
2012	Redskins	3	1	48	33	68.8	466	9.7	4	3	77t	3	27	101.6	3	22	7.3	17	0
TOTALS		144	139	4,954	3,313	66.9	37,848	7.6	258	106	81T	291	2,131	98.1	293	940	3.2	29	19

KIRK COUSINS' NFL POSTSEASON PASSING/RUSHING STATISTICS

DATE	TEAM	PASSING												RUSHING					
		GP	GS	ATT.	CMP.	PCT.	YDS	AVG.	TD	INT.	LG	SK	LST	RATE	NO.	YDS.	AVG.	LG	TD
2022	Vikings	1	1	39	31	79.5	273	7.0	2	0	28	0	0	112.9	1	1	1.0	1t	1
2019	Vikings	2	2	60	40	66.7	414	6.9	2	1	43	8	56	90.6	2	-1	-0.5	0	0
2015	Redskins	1	1	46	29	63.0	329	7.2	1	0	38	6	59	91.7	2	2	1.0	3t	1
2012	Redskins	1	0	10	3	30.0	31	3.1	0	0	15	0	0	40.0	1	0	0.0	0	0
TOTALS		5	4	155	103	66.5	1,047	6.8	5	1	43	14	115	93.7	6	2	0.3	3T	2

SINGLE-GAME HIGHS: QUARTERBACK

Pass Attempts	56 at CIN, Oct 30, 2016	Passer Rating	158.3 vs. NO, Nov 15, 2015 ...1 more at 158.3.
Pass Completions	41 at DAL, Nov 24, 2016	Rush Attempts	7 at KC, Oct 02, 2017
Yards Passing	460 vs. IND, Dec 17, 2022	Rushing Yards	41 at TB, Dec 13, 2020
TD Passes	4 at PHI, Sep 14, 2023 ...7 more at 4.	Rushing Average	5.4 at KC, Oct 02, 2017
Long Passes	81t at PHI, Sep 21, 2014	Longest Runs	29 at ARI, Sep 19, 2021
Completion Percentage	88.5 vs. WAS, Oct 24, 2019	Rushing TDs	2 vs. MIN, Nov 12, 2017 ...1 more at 2.

SINGLE-GAME HIGHS - POSTSEASON: QUARTERBACK

Pass Attempts	46 vs. GB, Jan 10, 2016	Passer Rating	112.9 vs. NYG, Jan 15, 2023
Pass Completions	31 vs. NYG, Jan 15, 2023	Rush Attempts	2 at NO, Jan 05, 2020 ...1 more at 2.
Yards Passing	329 vs. GB, Jan 10, 2016	Rushing Yards	2 vs. GB, Jan 10, 2016
TD Passes	2 vs. NYG, Jan 15, 2023	Longest Runs	3t vs. GB, Jan 10, 2016
Long Passes	43 at NO, Jan 05, 2020	Rushing TDs	1 vs. NYG, Jan 15, 2023 ...1 more at 1.
Completion Percentage	79.5 vs. NYG, Jan 15, 2023		

300-YARD PASSING GAMES (48): REGULAR SEASON

DATE	TEAM	NO.	YDS.	AVG.	LG	TD
12/16/12	at Browns	26	329	12.7	54t	2
12/15/13	at Falcons	29	381	13.1	62	3
09/21/14	at Eagles	30	427	14.2	81t	3
10/12/14	at Cardinals	24	354	14.8	64t	2
09/24/15	at Giants	30	316	10.5	26	1
10/25/15	BUCCANEERS	33	317	9.6	38	3
11/15/15	SAINTS	20	324	16.2	78t	4
11/29/15	GIANTS	20	302	15.1	63t	1
12/13/15	at Bears	24	300	12.5	32	1
12/20/15	BILLS	22	319	14.5	77t	4
12/26/15	at Eagles	31	365	11.8	28	4
09/12/16	STEELERS	30	329	11.0	33	0
09/18/16	COWBOYS	28	364	13.0	57	1
10/23/16	at Lions	30	301	10.0	27	1
10/30/16	at Bengals	38	458	12.1	44	2
11/20/16	PACKERS	21	375	17.9	70t	3
11/24/16	at Cowboys	41	449	11.0	67t	3
12/19/16	PANTHERS	32	315	9.8	23	0
09/24/17	RAIDERS	25	365	14.6	74	3
10/15/17	49ERS	25	330	13.2	51	2
10/23/17	at Eagles	30	303	10.1	32	3
11/12/17	VIKINGS	26	327	12.6	36t	1
11/19/17	at Saints	22	322	14.6	40t	3
09/16/18	at Packers	35	425	12.1	75t	4
09/27/18	at Rams	36	422	11.7	45t	3
10/07/18	at Eagles	30	301	10.0	68	1
10/28/18	SAINTS	31	359	11.6	31	2
11/25/18	PACKERS	29	342	11.8	33	3
10/06/19	at Giants	22	306	13.9	44	2
10/13/19	EAGLES	22	333	15.1	62t	4
10/20/19	at Lions	24	338	14.1	66	4
11/17/19	BRONCOS	29	319	11.0	54t	3
10/18/20	FALCONS	24	343	14.3	49t	3
11/22/20	COWBOYS	22	314	14.3	51	3
11/29/20	PANTHERS	34	307	9.0	25	3
12/06/20	JAGUARS	28	305	10.9	40	3
01/03/21	at Lions	28	405	14.5	40t	3
09/12/21	at Bengals	36	351	9.8	34	2
09/26/21	SEAHAWKS	30	323	10.8	28	3
10/17/21	at Panthers	33	373	11.3	40	3
11/21/21	PACKERS	24	341	14.2	56	3
12/05/21	at Lions	30	340	11.3	48	2
12/26/21	RAMS	27	315	11.7	34	1
11/13/22	at Bills	30	357	11.9	46	1
12/11/22	at Lions	31	425	13.7	47	2
12/17/22	COLTS	34	460	13.5	64t	4
09/10/23	BUCCANEERS	33	344	10.4	42	2
09/14/23	at Eagles	31	364	11.7	62t	4

300-YARD PASSING GAMES (1): POSTSEASON

DATE	TEAM	NO.	YDS.	AVG.	LG	TD
01/10/16	PACKERS	29	329	11.3	38	1

2023 GAME-BY-GAME REGULAR-SEASON STATISTICS (VIKINGS)

DATE	OPPONENT	P/S	PASSING											RUSHING					SCORE
			ATT	CMP	YDS	PCT	Y/A	Y/C	TD	INT	LG	SK/YD	RATE	ATT	YDS	LG	TD	W/L	
09/10	Buccaneers	S	44	33	344	75.0	7.8	10.4	2	1	42	2/16	102.8	3	7	4	0	L	17-20
09/14	at Eagles	S	44	31	364	70.5	8.3	11.7	4	0	62t	2/18	125.6	0	0	0	0	L	28-34
2023 TOTALS		2-2	88	64	708	72.7	8.0	11.1	6	1	62T	4/34	114.2	3	7	4	0	0-2	

2022 GAME-BY-GAME REGULAR-SEASON STATISTICS (VIKINGS)

DATE	OPPONENT	P/S	PASSING											RUSHING					SCORE
			ATT	CMP	YDS	PCT	Y/A	Y/C	TD	INT	LG	SK/YD	RATE	ATT	YDS	LG	TD	W/L	
09/11	Packers	S	32	23	277	71.9	8.7	12.0	2	0	64	1/8	118.9	0	0	0	0	W	23-7
09/19	at Eagles	S	46	27	221	58.7	4.8	8.2	1	3	19	2/19	51.1	2	20	13	0	L	7-24
09/25	Lions	S	41	24	260	58.5	6.3	10.8	2	0	28t	1/10	93.5	1	-1	-1	0	W	28-24
10/02	at Saints	S	38	25	273	65.8	7.2	10.9	1	1	41	3/23	84.6	0	0	0	0	W	28-25
10/09	Bears	S	41	32	296	78.0	7.2	9.3	1	1	31	1/7	94.7	4	4	5	1	W	29-22
10/16	at Dolphins	S	30	20	175	66.7	5.8	8.8	2	0	47	3/19	104.2	2	-5	-1	0	W	24-16
10/30	Cardinals	S	36	24	232	66.7	6.4	9.7	2	0	29	3/24	103.0	4	22	17t	1	W	34-26
11/06	at Commanders	S	40	22	265	55.0	6.6	12.0	2	1	47	2/17	81.8	2	-2	2	0	W	20-17
11/13	at Bills	S	50	30	357	60.0	7.1	11.9	1	2	46	4/23	71.8	6	12	15	0	W	33-30+
11/20	Cowboys	S	23	12	105	52.2	4.6	8.8	0	0	15	7/49	64.6	0	0	0	0	L	3-40
11/24	Patriots	S	37	30	299	81.1	8.1	10.0	3	1	37	1/9	116.1	1	-1	-1	0	W	33-26
12/04	Jets	S	35	21	173	60.0	4.9	8.2	1	0	38	2/14	82.2	3	9	11	0	W	27-22
12/11	at Lions	S	41	31	425	75.6	10.4	13.7	2	0	47	3/26	124.5	0	0	0	0	L	23-34
12/17	Colts	S	54	34	460	63.0	8.5	13.5	4	2	64t	7/34	99.3	2	0	1	0	W	39-36+
12/24	Giants	S	48	34	299	70.8	6.2	8.8	3	0	25	4/29	107.9	1	2	2	0	W	27-24
01/01	at Packers	S	31	18	205	58.1	6.6	11.4	1	3	47t	2/18	49.2	3	37	19	0	L	17-41
01/08	at Bears	S	20	17	225	85.0	11.3	13.2	1	0	66	0/0	130.2	0	0	0	0	W	29-13
2022 TOTALS		17-17	643	424	4,547	65.9	7.1	10.7	29	14	66	46/329	92.5	31	97	19	2	13-4	

+ - Overtime

2021 GAME-BY-GAME REGULAR-SEASON STATISTICS (VIKINGS)

DATE	OPPONENT	P/S	PASSING											RUSHING					SCORE
			ATT	CMP	YDS	PCT	Y/A	Y/C	TD	INT	LG	SK/YD	RATE	ATT	YDS	LG	TD	W/L	
09/12	at Bengals	S	49	36	351	73.5	7.2	9.8	2	0	34	3/26	106.8	0	0	0	0	L	24-27+
09/19	at Cardinals	S	32	22	244	68.8	7.6	11.1	3	0	64t	1/2	122.4	2	35	29	0	L	33-34
09/26	Seahawks	S	38	30	323	78.9	8.5	10.8	3	0	28	1/10	128.4	1	2	2	0	W	30-17
10/03	Browns	S	38	20	203	52.6	5.3	10.2	1	1	31	2/13	66.0	2	0	1	0	L	7-14
10/10	Lions	S	34	25	275	73.5	8.1	11.0	1	1	37	2/11	94.6	1	4	4	0	W	19-17
10/17	at Panthers	S	48	33	373	68.8	7.8	11.3	3	0	40	0/0	112.6	2	16	16	0	W	34-28+
10/31	Cowboys	S	35	23	184	65.7	5.3	8.0	1	0	32	1/7	88.3	3	18	13	0	L	16-20
11/07	at Ravens	S	28	17	187	60.7	6.7	11.0	2	0	50t	0/0	104.3	1	1	1t	1	L	31-34+
11/14	at Chargers	S	37	25	294	67.6	7.9	11.8	2	0	27	2/16	109.5	4	-3	4	0	W	27-20
11/21	Packers	S	35	24	341	68.6	9.7	14.2	3	0	56	2/23	128.4	2	-4	-2	0	W	34-31
11/28	at 49ers	S	32	20	238	62.5	7.4	11.9	2	1	30	1/6	93.0	0	0	0	0	L	26-34
12/05	at Lions	S	40	30	340	75.0	8.5	11.3	2	0	48	3/14	116.7	2	6	7	0	L	27-29
12/09	Steelers	S	31	14	216	45.2	7.0	15.4	2	2	62t	0/0	63.4	2	14	11	0	W	36-28
12/20	at Bears	S	24	12	87	50.0	3.6	7.3	2	1	18	4/26	69.3	2	10	7	0	W	17-9
12/26	Rams	S	38	27	315	71.1	8.3	11.7	1	1	34	3/20	93.6	4	17	8	0	L	23-30
01/02	at Packers		DID NOT PLAY															L	10-37
01/09	Bears	S	22	14	250	63.6	11.4	17.9	3	0	45t	3/23	142.0	1	-1	-1	0	W	31-17
2021 TOTALS		16-16	561	372	4,221	66.3	7.5	11.3	33	7	64T	28/197	103.1	29	115	29	1	8-9	

+ - Overtime

2020 GAME-BY-GAME REGULAR-SEASON STATISTICS (VIKINGS)

DATE	OPPONENT	P/S	PASSING											RUSHING					SCORE
			ATT	CMP	YDS	PCT	Y/A	Y/C	TD	INT	LG	SK/YD	RATE	ATT	YDS	LG	TD	W/L	
09/13	Packers	S	25	19	259	76.0	10.4	13.6	2	1	37t	2/11	118.6	4	34	16	0	L	34-43
09/20	at Colts	S	26	11	113	42.3	4.3	10.3	0	3	24	3/18	15.9	0	0	0	0	L	11-28
09/27	Titans	S	27	16	251	59.3	9.3	15.7	3	2	71t	2/13	96.4	2	14	14	0	L	30-31
10/04	at Texans	S	22	16	260	72.7	11.8	16.3	1	0	39	3/12	127.1	4	5	5	0	W	31-23
10/11	at Seahawks	S	39	27	249	69.2	6.4	9.2	2	1	25	3/1	92.8	1	2	2	0	L	26-27
10/18	Falcons	S	36	24	343	66.7	9.5	14.3	3	3	49t	1/10	90.4	0	0	0	0	L	23-40
11/01	at Packers	S	14	11	160	78.6	11.4	14.5	1	0	50t	1/9	138.1	0	0	0	0	W	28-22
11/08	Lions	S	20	13	220	65.0	11.0	16.9	3	0	35	1/8	141.7	0	0	0	0	W	34-20
11/16	at Bears	S	36	25	292	69.4	8.1	11.7	2	1	54	1/6	100.7	1	-1	-1	0	W	19-13
11/22	Cowboys	S	30	22	314	73.3	10.5	14.3	3	0	51	2/9	140.1	1	4	4	0	L	28-31
11/29	Panthers	S	45	34	307	75.6	6.8	9.0	3	0	25	2/16	115.7	3	19	11	0	W	28-27
12/06	Jaguars	S	43	28	305	65.1	7.1	10.9	3	1	40	4/30	99.5	3	12	10	0	W	27-24+
12/13	at Buccaneers	S	37	24	225	64.9	6.1	9.4	1	0	25	6/52	90.5	5	41	13	0	L	14-26
12/20	Bears	S	35	24	271	68.6	7.7	11.3	2	1	30	3/22	98.6	3	25	10	0	L	27-33
12/25	at Saints	S	41	27	291	65.9	7.1	10.8	3	0	25	2/17	110.9	0	0	0	0	L	33-52
01/03	at Lions	S	40	28	405	70.0	10.1	14.5	3	0	40t	3/22	127.6	5	1	4	1	W	37-35
2020 TOTALS		16-16	516	349	4,265	67.6	8.3	12.2	35	13	71T	39/256	105.0	32	156	16	1	7-9	

+ - Overtime

2019 GAME-BY-GAME REGULAR-SEASON STATISTICS (VIKINGS)

DATE	OPPONENT	P/S	PASSING											RUSHING				W/L	SCORE
			ATT	CMP	YDS	PCT	Y/A	Y/C	TD	INT	LG	SK/YD	RATE	ATT	YDS	LG	TD		
09/08	Falcons	S	10	8	98	80.0	9.8	12.3	1	0	31	1/1	140.8	6	4	3	1	W	28-12
09/15	at Packers	S	32	14	230	43.8	7.2	16.4	1	2	61	1/7	52.9	2	17	11	0	L	16-21
09/22	Raiders	S	21	15	174	71.4	8.3	11.6	1	0	35t	0/0	112.0	4	16	10	0	W	34-14
09/29	at Bears	S	36	27	233	75.0	6.5	8.6	0	0	39	6/51	91.6	0	0	0	0	L	6-16
10/06	at Giants	S	27	22	306	81.5	11.3	13.9	2	0	44	3/27	138.6	3	3	4	0	W	28-10
10/13	Eagles	S	29	22	333	75.9	11.5	15.1	4	1	62t	1/8	138.4	2	0	1	0	W	38-20
10/20	at Lions	S	34	24	338	70.6	9.9	14.1	4	0	66	0/0	141.5	4	-3	0	0	W	42-30
10/24	Redskins	S	26	23	285	88.5	11.0	12.4	0	0	39	3/12	112.3	2	2	2	0	W	19-9
11/03	at Chiefs	S	38	19	220	50.0	5.8	11.6	3	0	32	1/8	94.2	1	5	5	0	L	23-26
11/10	at Cowboys	S	32	23	220	71.9	6.9	9.6	2	0	30	1/9	111.5	1	5	5	0	W	28-24
11/17	Broncos	S	35	29	319	82.9	9.1	11.0	3	0	54t	5/35	133.2	2	1	1	0	W	27-23
12/02	at Seahawks	S	38	22	276	57.9	7.3	12.5	2	1	58t	0/0	87.2	0	0	0	0	L	30-37
12/08	Lions	S	30	24	242	80.0	8.1	10.1	1	0	44	1/8	111.4	1	-1	-1	0	W	20-7
12/15	at Chargers	S	25	19	207	76.0	8.3	10.9	1	1	46	0/0	96.6	3	14	14	0	W	39-10
12/23	Packers	S	31	16	122	51.6	3.9	7.6	1	1	28	5/40	58.8	0	0	0	0	L	10-23
12/29	Bears		DID NOT PLAY (NON-INJURY)															L	19-21
2019 TOTALS		15-15	444	307	3,603	69.1	8.1	11.7	26	6	66	28/206	107.4	31	63	14	1	10-6	

2018 GAME-BY-GAME REGULAR-SEASON STATISTICS (VIKINGS)

DATE	OPPONENT	P/S	PASSING											RUSHING				W/L/T		SCORE
			ATT	CMP	YDS	PCT	Y/A	Y/C	TD	INT	LG	SK/YD	RATE	ATT	YDS	LG	TD	W	T	
09/09	49ers	S	36	20	244	55.6	6.8	12.2	2	0	34	3/17	95.1	4	26	13	0	W	24-16	
09/16	at Packers	S	48	35	425	72.9	8.9	12.1	4	1	75t	2/13	118.8	2	5	4	0	T	29-29	
09/23	Bills	S	55	40	296	72.7	5.4	7.4	1	1	19	4/18	83.6	2	2	2	0	L	6-27	
09/27	at Rams	S	50	36	422	72.0	8.4	11.7	3	0	45t	4/30	117.2	4	28	19	0	L	31-38	
10/07	at Eagles	S	37	30	301	81.1	8.1	10.0	1	0	68	1/3	109.6	5	1	3	0	W	23-21	
10/14	Cardinals	S	34	24	233	70.6	6.9	9.7	1	1	17	4/17	87.0	4	14	7t	1	W	27-17	
10/21	at Jets	S	40	25	241	62.5	6.0	9.6	2	0	34t	1/13	95.9	2	-1	0	0	W	37-17	
10/28	Saints	S	41	31	359	75.6	8.8	11.6	2	1	31	4/21	107.7	2	3	3	0	L	20-30	
11/04	Lions	S	22	18	164	81.8	7.5	9.1	1	1	24	1/9	93.9	2	3	3	0	W	24-9	
11/18	at Bears	S	46	30	262	65.2	5.7	8.7	2	2	25	2/16	76.5	1	5	5	0	L	20-25	
11/25	Packers	S	38	29	342	76.3	9.0	11.8	3	0	33	2/17	129.5	6	17	11	0	W	24-17	
12/02	at Patriots	S	44	32	201	72.7	4.6	6.3	1	2	24	2/18	70.4	0	0	0	0	L	10-24	
12/10	at Seahawks	S	33	20	208	60.6	6.3	10.4	1	0	48	2/9	89.0	3	5	4	0	L	7-21	
12/16	Dolphins	S	21	14	215	66.7	10.2	15.4	2	1	40t	2/17	112.2	5	7	3	0	W	41-17	
12/23	at Lions	S	28	21	253	75.0	9.0	12.0	3	0	44t	2/13	137.9	1	1	1	0	W	27-9	
12/30	Bears	S	33	20	132	60.6	4.0	6.6	1	0	18	4/31	79.4	1	7	7	0	L	10-24	
2018 TOTALS		16-16	606	425	4,298	70.1	7.1	10.1	30	10	75T	40/262	99.7	44	123	19	1	8-7-1		

2017 GAME-BY-GAME REGULAR-SEASON STATISTICS (REDSKINS)

DATE	OPPONENT	P/S	PASSING											RUSHING				SCORE	
			ATT	CMP	YDS	PCT	Y/A	Y/C	TD	INT	LG	SK/YD	RATE	ATT	YDS	LG	TD		W/L
09/10	Eagles	S	40	23	240	57.5	6.0	10.4	1	1	34	4/40	72.9	4	30	10	0	L	17-30
09/17	at Rams	S	27	18	179	66.7	6.6	9.9	1	0	23	2/23	97.6	3	7	7	0	W	27-20
09/24	Raiders	S	30	25	365	83.3	12.2	14.6	3	0	74	1/9	150.7	1	2	2	0	W	27-10
10/02	at Chiefs	S	24	14	220	58.3	9.2	15.7	2	0	69	0/0	116.7	7	38	15	0	L	20-29
10/15	49ers	S	37	25	330	67.6	8.9	13.2	2	1	51	1/5	102.3	4	26	18	1	W	26-24
10/23	at Eagles	S	40	30	303	75.0	7.6	10.1	3	1	32	4/34	110.7	3	18	11	0	L	24-34
10/29	Cowboys	S	39	26	263	66.7	6.7	10.1	1	1	41	4/27	83.6	1	0	0	0	L	19-33
11/05	at Seahawks	S	31	21	247	67.7	8.0	11.8	0	0	38	6/54	91.7	3	4	4	0	W	17-14
11/12	Vikings	S	45	26	327	57.8	7.3	12.6	1	1	36t	1/14	78.7	4	5	3	2	L	30-38
11/19	at Saints	S	32	22	322	68.8	10.1	14.6	3	0	40t	2/22	132.6	3	11	6	0	L	31-34+
11/23	Giants	S	31	19	242	61.3	7.8	12.7	2	1	38	6/41	93.8	3	4	7	0	W	20-10
11/30	at Cowboys	S	37	26	251	70.3	6.8	9.7	2	2	33	4/27	84.4	3	6	6	0	L	14-38
12/10	at Chargers	S	27	15	151	55.6	5.6	10.1	1	1	28	2/15	68.6	2	8	5	0	L	13-30
12/17	Cardinals	S	26	18	196	69.2	7.5	10.9	2	0	36t	1/9	116.8	2	0	1	0	W	20-15
12/24	Broncos	S	37	19	299	51.4	8.1	15.7	3	1	48t	0/0	94.3	5	8	7	0	W	27-11
12/31	at Giants	S	37	20	158	54.1	4.3	7.9	0	3	20	3/22	31.1	1	12	12t	1	L	10-18
2017 TOTALS		16-16	540	347	4,093	64.3	7.6	11.8	27	13	74	41/342	93.9	49	179	18	4	7-9	

+ - Overtime

2016 GAME-BY-GAME REGULAR-SEASON STATISTICS (REDSKINS)

DATE	OPPONENT	P/S	PASSING											RUSHING				W/L/T		SCORE
			ATT	CMP	YDS	PCT	Y/A	Y/C	TD	INT	LG	SK/YD	RATE	ATT	YDS	LG	TD	T		
09/12	Steelers	S	43	30	329	69.8	7.7	11.0	0	2	33	0/0	72.7	1	8	8	0	L	16-38	
09/18	Cowboys	S	46	28	364	60.9	7.9	13.0	1	1	57	2/14	84.0	2	20	10	0	L	23-27	
09/25	at Giants	S	35	21	296	60.0	8.5	14.1	2	0	55t	2/14	106.4	3	-5	-1	0	W	29-27	
10/02	Browns	S	27	21	183	77.8	6.8	8.7	3	1	26	3/27	116.5	0	0	0	0	W	31-20	
10/09	at Ravens	S	41	29	260	70.7	6.3	9.0	1	1	27	1/10	85.4	1	-1	-1	0	W	16-10	
10/16	Eagles	S	34	18	263	52.9	7.7	14.6	2	1	37	0/0	85.8	2	8	9	0	W	27-20	
10/23	at Lions	S	39	30	301	76.9	7.7	10.0	1	0	27	2/18	106.9	3	15	19t	1	L	17-20	
10/30	at Bengals	S	56	38	458	67.9	8.2	12.1	2	1	44	1/12	97.2	3	-1	3	0	T	27-27	
11/13	Vikings	S	33	22	262	66.7	7.9	11.9	2	0	38t	1/2	110.9	1	-1	-1	0	W	26-20	
11/20	Packers	S	30	21	375	70.0	12.5	17.9	3	0	70t	2/11	145.8	4	4	4	0	W	42-24	
11/24	at Cowboys	S	53	41	449	77.4	8.5	11.0	3	0	67t	0/0	120.7	1	2	2	0	L	26-31	
12/04	at Cardinals	S	37	21	271	56.8	7.3	12.9	1	1	59	2/25	77.6	2	0	1t	1	L	23-31	
12/11	at Eagles	S	21	14	234	66.7	11.1	16.7	2	1	80t	2/7	116.0	4	6	6	0	W	27-22	
12/19	Panthers	S	47	32	315	68.1	6.7	9.8	0	1	23	1/9	77.9	2	11	12	0	L	15-26	
12/24	at Bears	S	29	18	270	62.1	9.3	15.0	1	0	57	0/0	104.1	5	30	13	2	W	41-21	
01/01	Giants	S	35	22	287	62.9	8.2	13.0	1	2	49	4/41	74.3	0	0	0	0	L	10-19	
2016 TOTALS		16-16	606	406	4,917	67.0	8.1	12.1	25	12	80T	23/190	97.2	34	96	19T	4	8-7-1		

2015 GAME-BY-GAME REGULAR-SEASON STATISTICS (REDSKINS)

DATE	OPPONENT	P/S	PASSING											RUSHING					SCORE
			ATT	CMP	YDS	PCT	Y/A	Y/C	TD	INT	LG	SK/YD	RATE	ATT	YDS	LG	TD	W/L	
09/13	Dolphins	S	31	21	196	67.7	6.3	9.3	1	2	25	1/8	68.8	2	-1	0	0	L	10-17
09/20	Rams	S	27	23	203	85.2	7.5	8.8	1	0	35	2/12	110.3	0	0	0	0	W	24-10
09/24	at Giants	S	49	30	316	61.2	6.4	10.5	1	2	26	1/11	69.8	0	0	0	0	L	21-32
10/04	Eagles	S	46	31	290	67.4	6.3	9.4	1	0	43	1/0	91.8	1	1	1t	1	W	23-20
10/11	at Falcons	S	32	21	219	65.6	6.8	10.4	1	2	26	1/0	69.7	1	1	1	0	L	19-25+
10/18	at Jets	S	43	25	196	58.1	4.6	7.8	1	2	20	1/5	57.9	1	1	1	0	L	20-34
10/25	Buccaneers	S	40	33	317	82.5	7.9	9.6	3	0	38	1/12	124.7	3	15	8t	1	W	31-30
11/08	at Patriots	S	40	22	217	55.0	5.4	9.9	1	1	36	1/4	68.4	0	0	0	0	L	10-27
11/15	Saints	S	25	20	324	80.0	13.0	16.2	4	0	78t	3/23	158.3	0	0	0	0	W	47-14
11/22	at Panthers	S	30	22	207	73.3	6.9	9.4	1	1	56t	5/35	89.2	1	4	4	0	L	16-44
11/29	Giants	S	29	20	302	69.0	10.4	15.1	1	0	63t	0/0	114.4	4	1	1t	1	W	20-14
12/07	Cowboys	S	31	22	219	71.0	7.1	10.0	1	0	28t	3/26	101.4	1	6	6	0	L	16-19
12/13	at Bears	S	31	24	300	77.4	9.7	12.5	1	1	32	3/25	104.2	4	13	9	1	W	24-21
12/20	Bills	S	28	22	319	78.6	11.4	14.5	4	0	77t	1/11	153.7	3	11	13t	1	W	35-25
12/26	at Eagles	S	46	31	365	67.4	7.9	11.8	4	0	28	2/14	120.3	5	-4	0	0	W	38-24
01/03	at Cowboys	S	15	12	176	80.0	11.7	14.7	3	0	44	0/0	155.1	0	0	0	0	W	34-23
2015 TOTALS		16-16	543	379	4,166	69.8	7.7	11.0	29	11	78T	26/186	101.6	26	48	13T	5	9-7	

+ - Overtime

2014 GAME-BY-GAME REGULAR-SEASON STATISTICS (REDSKINS)

DATE	OPPONENT	P/S	PASSING											RUSHING					SCORE
			ATT	CMP	YDS	PCT	Y/A	Y/C	TD	INT	LG	SK/YD	RATE	ATT	YDS	LG	TD	W/L	
09/07	at Texans		INACTIVE															L	6-17
09/14	Jaguars	P	33	22	250	66.7	7.6	11.4	2	0	31	2/21	109.4	1	-1	-1	0	W	41-10
09/21	at Eagles	S	48	30	427	62.5	8.9	14.2	3	1	81t	0/0	103.4	3	5	3	0	L	34-37
09/25	Giants	S	33	19	257	57.6	7.8	13.5	1	4	36	2/14	53.0	1	12	12	0	L	14-45
10/06	Seahawks	S	36	21	283	58.3	7.9	13.5	2	0	60t	1/8	102.0	2	4	4	0	L	17-27
10/12	at Cardinals	S	38	24	354	63.2	9.3	14.8	2	3	64t	2/19	78.2	0	0	0	0	L	20-30
10/19	Titans	S	16	10	139	62.5	8.7	13.9	0	1	50	1/8	64.3	0	0	0	0	W	19-17
10/27	at Cowboys		DID NOT PLAY (NON-INJURY)															W	20-17+
11/02	at Vikings		INACTIVE															L	26-29
11/16	Buccaneers		INACTIVE															L	7-27
11/23	at 49ers		INACTIVE															L	13-17
11/30	at Colts		INACTIVE															L	27-49
12/07	Rams		INACTIVE															L	0-24
12/14	at Giants		ON INACTIVE LIST															L	13-24
12/20	Eagles		INACTIVE															W	27-24
12/28	Cowboys		INACTIVE															L	17-44
2014 TOTALS		6-5	204	126	1,710	61.8	8.4	13.6	10	9	81T	8/70	86.4	7	20	12	0	4-12	

+ - Overtime

2013 GAME-BY-GAME REGULAR-SEASON STATISTICS (REDSKINS)

DATE	OPPONENT	P/S	PASSING											RUSHING				W/L	SCORE
			ATT	CMP	YDS	PCT	Y/A	Y/C	TD	INT	LG	SK/YD	RATE	ATT	YDS	LG	TD		
09/09	Eagles		DID NOT PLAY (NON-INJURY)															L	27-33
09/15	at Packers		DID NOT PLAY (NON-INJURY)															L	20-38
09/22	Lions		INACTIVE															L	20-27
09/29	at Raiders		INACTIVE															W	24-14
10/13	at Cowboys		INACTIVE															L	16-31
10/20	Bears		DID NOT PLAY (NON-INJURY)															W	45-41
10/27	at Broncos	P	9	5	48	55.6	5.3	9.6	0	2	17	0/0	31.0	1	1	1	0	L	21-45
11/03	Chargers		INACTIVE															W	30-24+
11/07	at Vikings		DID NOT PLAY (NON-INJURY)															L	27-34
11/17	at Eagles		INACTIVE															L	16-24
11/25	49ers		INACTIVE															L	6-27
12/01	Giants		INACTIVE															L	17-24
12/08	Chiefs	P	16	7	59	43.8	3.7	8.4	0	0	15	1/15	53.9	0	0	0	0	L	10-45
12/15	at Falcons	S	45	29	381	64.4	8.5	13.1	3	2	62	1/8	94.8	0	0	0	0	L	26-27
12/22	Cowboys	S	36	21	197	58.3	5.5	9.4	1	1	28	0/0	71.2	2	10	6	0	L	23-24
12/29	at Giants	S	49	19	169	38.8	3.4	8.9	0	2	21	3/9	31.8	1	3	3	0	L	6-20
2013 TOTALS		5-3	155	81	854	52.3	5.5	10.5	4	7	62	5/32	58.4	4	14	6	0	3-13	

+ - Overtime

2012 GAME-BY-GAME REGULAR-SEASON STATISTICS (REDSKINS)

DATE	OPPONENT	P/S	PASSING											RUSHING				W/L	SCORE
			ATT	CMP	YDS	PCT	Y/A	Y/C	TD	INT	LG	SK/YD	RATE	ATT	YDS	LG	TD		
09/09	at Saints		INACTIVE															W	40-32
09/16	at Rams		INACTIVE															L	28-31
09/23	Bengals		INACTIVE															L	31-38
09/30	at Buccaneers		INACTIVE															W	24-22
10/07	Falcons	P	9	5	111	55.6	12.3	22.2	1	2	77t	1/6	97.2	0	0	0	0	L	17-24
10/14	Vikings		INACTIVE															W	38-26
10/21	at Giants		INACTIVE															L	23-27
10/28	at Steelers		INACTIVE															L	12-27
11/04	Panthers		DID NOT PLAY (NON-INJURY)															L	13-21
11/18	Eagles		INACTIVE															W	31-6
11/22	at Cowboys		INACTIVE															W	38-31
12/03	Giants		DID NOT PLAY (NON-INJURY)															W	17-16
12/09	Ravens	P	2	2	26	100.0	13.0	13.0	1	0	15	0/0	158.3	0	0	0	0	W	31-28+
12/16	at Browns	S	37	26	329	70.3	8.9	12.7	2	1	54t	2/21	104.4	3	22	17	0	W	38-21
12/23	at Eagles		INACTIVE															W	27-20
12/30	Cowboys		INACTIVE															W	28-18
2012 TOTALS		3-1	48	33	466	68.8	9.7	14.1	4	3	77T	3/27	101.6	3	22	17	0	10-6	

+ - Overtime

2022 GAME-BY-GAME POSTSEASON STATISTICS (VIKINGS)

			PASSING											RUSHING					
DATE	OPPONENT	P/S	ATT	CMP	YDS	PCT	Y/A	Y/C	TD	INT	LG	SK/YD	RATE	ATT	YDS	LG	TD	W/L	SCORE
01/15	Giants	S	39	31	273	79.5	7.0	8.8	2	0	28	0/0	112.9	1	1	1t	1	L	24-31
2022 TOTALS		1-1	39	31	273	79.5	7.0	8.8	2	0	28	0/0	112.9	1	1	1T	1	0-1	

2019 GAME-BY-GAME POSTSEASON STATISTICS (VIKINGS)

			PASSING											RUSHING					
DATE	OPPONENT	P/S	ATT	CMP	YDS	PCT	Y/A	Y/C	TD	INT	LG	SK/YD	RATE	ATT	YDS	LG	TD	W/L	SCORE
01/05	at Saints	S	31	19	242	61.3	7.8	12.7	1	0	43	2/10	96.4	2	-1	0	0	W	26-20+
01/11	at 49ers	S	29	21	172	72.4	5.9	8.2	1	1	41t	6/46	84.3	0	0	0	0	L	10-27
2019 TOTALS		2-2	60	40	414	66.7	6.9	10.4	2	1	43	8/56	90.6	2	-1	0	0	1-1	

+ - Overtime

2015 GAME-BY-GAME POSTSEASON STATISTICS (REDSKINS)

			PASSING											RUSHING					
DATE	OPPONENT	P/S	ATT	CMP	YDS	PCT	Y/A	Y/C	TD	INT	LG	SK/YD	RATE	ATT	YDS	LG	TD	W/L	SCORE
01/10	Packers	S	46	29	329	63.0	7.2	11.3	1	0	38	6/59	91.7	2	2	3t	1	L	18-35
2015 TOTALS		1-1	46	29	329	63.0	7.2	11.3	1	0	38	6/59	91.7	2	2	3T	1	0-1	

2012 GAME-BY-GAME POSTSEASON STATISTICS (REDSKINS)

			PASSING											RUSHING					
DATE	OPPONENT	P/S	ATT	CMP	YDS	PCT	Y/A	Y/C	TD	INT	LG	SK/YD	RATE	ATT	YDS	LG	TD	W/L	SCORE
01/06	Seahawks	P	10	3	31	30.0	3.1	10.3	0	0	15	0/0	40.0	1	0	0	0	L	14-24
2012 TOTALS		1-0	10	3	31	30.0	3.1	10.3	0	0	15	0/0	40.0	1	0	0	0	0-1	



CHRISTIAN DARRISAW



71

TACKLE

Ht: 6-5

DOB: 6-2-99

Vikings Season: 3

Acquired: D1'21

Wt: 315

College: Virginia Tech

NFL Season: 3

2023 GP/GS

1/1

CAREER GP/GS

27/25

PLAYOFF GP/GS

1/1

KEY TRANSACTIONS

- Selected by the Minnesota Vikings in the first round (23rd overall) in the 2021 NFL Draft on 4/29/21.

CAREER NOTES

2023 | MINNESOTA VIKINGS

- Started at LT in Week 1 vs. Tampa Bay (9/10) and was active but did not play at Philadelphia (9/14).

2022 | MINNESOTA VIKINGS

- Started all 14 games in which he appeared, finishing the season as the second-highest graded tackle according to PFF, trailing only 49ers T Trent Williams.
- Started the team's Wild Card matchup vs. New York Giants (1/15/23).
- Blocked for Kirk Cousins who set a team record for passing attempts (698) and totaling the second-most completions (424) and passing yards (4,547) in club history.
- Paved the way for Dalvin Cook to secure his fourth 1,000-yard rushing season, tying him for the second-most in team history with Robert Smith, trailing only Adrian Peterson (7).
- Returned from injury to start vs. Indianapolis (12/17).
- Started first 10 games at LT on the season, appearing in nearly all offensive snaps until leaving the games at Buffalo (11/13) and vs. Dallas (11/20) with a concussion. Missed Thanksgiving game vs. New England (11/24) and vs. New York Jets (12/4).

2021 | MINNESOTA VIKINGS

- Played in 12 games and started 10 all at LT.
- Returned from injury to start at Chicago (12/20).
- Missed at Detroit (12/5) and vs. Pittsburgh (12/9) due to an ankle injury.
- Started the first game of his career at Carolina (10/17) in Week 6, helping the team produce the third-most offensive yards in team history while allowing zero sacks as a team.
- Made his offensive debut, playing in 28 snaps on offense vs. Detroit (10/10).
- Active for his first career NFL game vs. Cleveland (10/3), appearing in one special teams snap.
- Inactive for the first three games of the season.

COLLEGE - VIRGINIA TECH

- Finished VT career with 35 starts in 35 games played.
- Named First-Team All-ACC in 2020.
- Started all 10 games he played in 2020 at LT, completing three-season streak where he started every game he played.
- Hokies went 5-6 in 2020, winning annual rivalry game over Virginia to cap the season.
- Helped VT to an 8-5 mark and a berth in the Belk Bowl against Kentucky in 2019.
- Started all 13 games on the season at LT in 2019.
- Earned three berths on the PFF College ACC Team of the Week during the 2019 season - vs. North Carolina, vs. Wake Forest and at Georgia Tech.
- As a true freshman in 2018, started all 12 games he played, including starting in his opening college game, a win over No. 19 Florida

State in the season opener. By starting the season opener, he was one of nine true freshmen in BCS football to start on the offensive line in the season opener in 2018.

- Helped Hokies to an OT win over Virginia in 2018.
- Helped VT to a berth in the Military Bowl vs. Cincinnati to cap the 2018 season.

PREP - RIVERDALE BAPTIST (MD.)

- Played in 2017 at Fork Union Military Academy.
- Played in Maryland Crab Bowl All-Star game as a senior at Riverdale Baptist High.

2023 GAME-BY-GAME REGULAR-SEASON STATISTICS (VIKINGS)

DATE	OPPONENT	P/S		W/L	SCORE
09/10	Buccaneers	S		L	17-20
09/14	at Eagles		DID NOT PLAY (NON-INJURY)	L	28-34
2023 TOTALS		1-1		0-2	



MARCUS DAVENPORT



Ht: 6-6

Wt: 265

DOB: 9-4-96

College: Texas-San Antonio

Vikings Season: 1

NFL Season: 6

OUTSIDE LINEBACKER **Acquired:** FA '23

2023 GP/GS

1/1

CAREER GP/GS

64/33

PLAYOFF GP/GS

4/1

KEY TRANSACTIONS

- Selected 14th overall in the 2018 NFL Draft

OFF THE FIELD

- Participated in "#DoRight4LA Day with the Saints and Dudley DeBosier" volunteering with teammates to complete renovations to the exterior of a house
- Played in the 2019 Saints Hall of Fame Golf Tournament
- Participated in several PSA's encouraging local residents to take proper precautions during the COVID-19 pandemic

CAREER NOTES

- Has posted 21.5 sacks and eight forced fumbles in his first five seasons, despite missing 17 contests due to injuries
- In 11 games with nine starts in 2021, despite missing six contests (shoulder, knee and elbow), Davenport posted a career-high 39 tackles (23 solo), a career-best 9.0 sacks, three forced fumbles, two passes defensed and a fumble recovery

2023 | MINNESOTA VIKINGS

- Active for the first time as a Viking in Week 2 at Philadelphia (9/14), starting and appearing in four snaps on defense.
- Inactive Week 1 due to an ankle injury.

2022 | NEW ORLEANS SAINTS

- Played in 15 games (nine starts) and recorded 29 tackles (16 solo), eight quarterback hits, two tackles for loss and 0.5 sack

2021 | NEW ORLEANS SAINTS

- Appeared in 11 games with nine starts, setting career highs in sacks (9.0) and tackles (39 solo), adding three forced fumbles to go with two passes defensed and his first career fumble recovery

2020 | NEW ORLEANS SAINTS

- In 11 games with one start, missing the first four (elbow), posted 21 tackles (12 solo), 1.5 sacks and two passes defensed

2019 | NEW ORLEANS SAINTS

- Started the first 13 games and finished the season with 31 tackles (15 solo), six sacks and four forced fumbles

2018 | NEW ORLEANS SAINTS

- Appeared in 13 regular season games, missing three (toe), posting 22 tackles (12 solo), 4.5 sacks for 31.5 yards lost, two passes defensed and one forced fumble

COLLEGE - UTSA

- During his four collegiate seasons atUTSA, Davenport notched career totals of 186 tackles (97 solo), 22 sacks, 38 tackles for loss, six forced fumbles, two fumble recoveries, one returned for a touchdown and eight passes defended, finishing his career as the school's all-time leader for stops for loss, takedowns and quarterback hurries (21)
- Tabbed 2017 Conference USA Defensive Player of the Year and a first-team All-Conference selection as senior
- Member of the Chuck Bednarik Award and Wuerffel Trophy watch lists

PREP - JOHN PAUL STEVENS (TEXAS)

- First-team All-District 27-5A performer at John Paul Stevens (San Antonio, Texas) HS, where he recorded 73 tackles, including ten stops for loss, six sacks and six passes defended as a senior
- Earned second-team All-District as a junior after racking up 42 stops
- An area qualifier in the 1,600m relay and shot put in track and field, also playing for the basketball team

MARCUS DAVENPORT'S NFL REGULAR SEASON DEFENSIVE STATISTICS

DATE	TEAM	GP	GS	TACKLES							INTERCEPTIONS					O. FUMB				ST				MISC												
				TK	S	A	TFL	YDS	SK	YDS	QBH	NO	YDS	LG	TD	PD	FF	FR	TD	YDS	TK	S	A	FF	FR	S	A									
2023	Vikings	1	1	0	0	0	0	0	0.0	0.0	0	0	0	0	0	0	0	0	0	0	0	0	0	0	0	0	0	0	0	0	0	0	0	0	0	
2022	Saints	15	9	29	16	13	2	1	0.5	3.5	8	0	0	0	0	0	0	0	0	0	0	0	0	0	0	0	0	0	0	0	0	0	0	0	0	
2021	Saints	11	9	39	23	16	9	40	9.0	62.0	16	0	0	0	0	0	3	1	0	1	0	0	0	0	0	0	0	0	0	0	0	0	0	0	0	
2020	Saints	11	1	21	12	9	3	11	1.5	12.5	8	0	0	0	0	2	0	0	0	0	0	0	0	0	0	0	0	0	0	0	0	0	0	0	0	0
2019	Saints	13	13	31	15	16	5	39	6.0	45.0	16	0	0	0	0	0	3	0	0	0	0	0	0	0	0	0	0	0	0	0	0	0	0	0	0	0
2018	Saints	13	0	22	12	10	6	29	4.5	31.5	12	0	0	0	0	2	1	0	0	0	0	0	0	0	0	0	0	0	0	0	0	0	0	0	0	0
NFL TOTALS		64	33	142	78	64	25	120	21.5	154.5	60	0	0	0	0	4	7	1	0	1	0	0	0	0	0	0	0	0	0	0	0	0	0	0	0	0

MARCUS DAVENPORT'S NFL POSTSEASON DEFENSIVE STATISTICS

DATE	TEAM	GP	GS	TACKLES							INTERCEPTIONS					O. FUMB				ST				MISC													
				TK	S	A	TFL	YDS	SK	YDS	QBH	NO	YDS	LG	TD	PD	FF	FR	TD	YDS	TK	S	A	FF	FR	S	A										
2020	Saints	2	1	4	3	1	0	0	0.0	0.0	0	0	0	0	0	0	0	0	0	0	0	0	0	0	0	0	0	0	0	0	0	0	0	0	0	0	0
2019	Saints	0	0	0	0	0	0	0	0.0	0.0	0	0	0	0	0	0	0	0	0	0	0	0	0	0	0	0	0	0	0	0	0	0	0	0	0	0	0
2018	Saints	2	0	4	3	1	1	0	0.0	0.0	1	0	0	0	0	0	0	0	0	0	0	0	0	0	0	0	0	0	0	0	0	0	0	0	0	0	0
NFL TOTALS		4	1	8	6	2	1	0	0.0	0.0	1	0	0	0	0	0	0	0	0	0	0	0	0	0	0	0	0	0	0	0	0	0	0	0	0	0	0

SINGLE-GAME HIGHS: DEFENSIVE

Total Tackles	10 at PHI, Nov 21, 2021	Forced Fumbles	2 at ATL, Nov 28, 2019
Solo Tackles	6 at PHI, Nov 21, 2021	Fumble Recoveries	1 vs. CAR, Jan 02, 2022
Sacks	2.0 at TEN, Nov 14, 2021 ...3 more at 2.0.	Tackles For Loss	2 at TB, Dec 19, 2021 ...3 more at 2.
Passes Defensed	1 at TB, Nov 08, 2020 ...3 more at 1.	Longest Opp Fumble Return	1 vs. CAR, Jan 02, 2022

SINGLE-GAME HIGHS - POSTSEASON: DEFENSIVE

Total Tackles	3 vs. LAR, Jan 20, 2019	Tackles For Loss	1 vs. LAR, Jan 20, 2019
Solo Tackles	2 vs. TB, Jan 17, 2021 ...1 more at 2.		

2023 GAME-BY-GAME REGULAR-SEASON STATISTICS (VIKINGS)

DATE	OPPONENT	P/S	TACKLES							INTERCEPTIONS					O. FUMB				ST				MISC													
			TK	S	A	SK	YDS	TFL	YDS	QBH	NO	YDS	LG	TD	PD	FF	FR	TD	YDS	TK	S	A	FF	FR	S	A	W/L	SCORE								
09/10	Buccaneers		ON INACTIVE LIST																										L	17-20						
09/14	at Eagles	S	0	0	0	0.0	0.0	0	0	0	0	0	0	0	0	0	0	0	0	0	0	0	0	0	0	0	0	0	0	L	28-34					
2023 TOTALS		1-1	0	0	0	0.0	0.0	0	0	0	0	0	0	0	0	0	0	0	0	0	0	0	0	0	0	0	0	0	0	0	0	0	0	0	0	0

2022 GAME-BY-GAME REGULAR-SEASON STATISTICS (SAINTS)

DATE	OPPONENT	P/S	TACKLES							INTERCEPTIONS					O. FUMB				ST				MISC			SCORE		
			TK	S	A	SK	YDS	TFL	YDS	QBH	NO	YDS	LG	TD	PD	FF	FR	TD	YDS	TK	S	A	FF	FR	S		A	W/L
09/11	at Falcons	S	2	0	2	0.0	0.0	0	0	0	0	0	0	0	0	0	0	0	0	0	0	0	0	0	0	0	W	27-26
09/18	Buccaneers	S	2	1	1	0.0	0.0	0	0	1	0	0	0	0	0	0	0	0	0	0	0	0	0	0	0	L	10-20	
09/25	at Panthers	S	1	1	0	0.0	0.0	0	0	0	0	0	0	0	0	0	0	0	0	0	0	0	0	0	0	L	14-22	
10/02	Vikings	S	1	0	1	0.5	3.5	0	0	2	0	0	0	0	0	0	0	0	0	0	0	0	0	0	0	L	25-28	
10/09	Seahawks	S	4	3	1	0.0	0.0	0	0	1	0	0	0	0	0	0	0	0	0	0	0	0	0	0	0	W	39-32	
10/16	Bengals	S	0	0	0	0.0	0.0	0	0	1	0	0	0	0	0	0	0	0	0	0	0	0	0	0	0	L	26-30	
10/20	at Cardinals	S	6	2	4	0.0	0.0	0	0	0	0	0	0	0	0	0	0	0	0	0	0	0	0	0	0	L	34-42	
10/30	Raiders	S	2	2	0	0.0	0.0	2	1	0	0	0	0	0	0	0	0	0	0	0	0	0	0	0	0	W	24-0	
11/07	Ravens	S	1	1	0	0.0	0.0	0	0	0	0	0	0	0	0	0	0	0	0	0	0	0	0	0	0	L	13-27	
11/13	at Steelers		ON INACTIVE LIST																				L	10-20				
11/20	Rams		ON INACTIVE LIST																				W	27-20				
11/27	at 49ers	P	3	1	2	0.0	0.0	0	0	0	0	0	0	0	0	0	0	0	0	0	0	0	0	0	0	L	0-13	
12/05	at Buccaneers	P	2	1	1	0.0	0.0	0	0	2	0	0	0	0	0	0	0	0	0	0	0	0	0	0	0	L	16-17	
12/18	Falcons	P	2	1	1	0.0	0.0	0	0	1	0	0	0	0	0	0	0	0	0	0	0	0	0	0	0	W	21-18	
12/24	at Browns	P	0	0	0	0.0	0.0	0	0	0	0	0	0	0	0	0	0	0	0	0	0	0	0	0	0	W	17-10	
01/01	at Eagles	P	0	0	0	0.0	0.0	0	0	0	0	0	0	0	0	0	0	0	0	0	0	0	0	0	0	W	20-10	
01/08	Panthers	P	3	3	0	0.0	0.0	0	0	0	0	0	0	0	0	0	0	0	0	0	0	0	0	0	0	L	7-10	
2022 TOTALS		15-9	29	16	13	0.5	3.5	2	1	8	0	0	0	0	0	0	0	0	0	0	0	0	0	0	0	0	7-10	

2021 GAME-BY-GAME REGULAR-SEASON STATISTICS (SAINTS)

DATE	OPPONENT	P/S	TACKLES							INTERCEPTIONS					O. FUMB				ST				MISC			SCORE	
			TK	S	A	SK	YDS	TFL	YDS	QBH	NO	YDS	LG	TD	PD	FF	FR	TD	YDS	TK	S	A	FF	FR	S		A
09/12	Packers	S	3	2	1	1.0	11.0	2	12	1	0	0	0	0	0	0	0	0	0	0	0	0	0	0	0	W	38-3
09/19	at Panthers		DID NOT PLAY																				L	7-26			
09/26	at Patriots		DID NOT PLAY																				W	28-13			
10/03	Giants		DID NOT PLAY																				L	21-27+			
10/10	at Football Team		DID NOT PLAY																				W	33-22			
10/25	at Seahawks		INJURED RESERVE																				W	13-10			
10/31	Buccaneers		INJURED RESERVE																				W	36-27			
11/07	Falcons	S	6	3	3	1.0	0.0	1	4	2	0	0	0	0	0	0	1	0	0	0	0	0	0	0	0	L	25-27
11/14	at Titans	S	3	3	0	2.0	15.0	2	15	2	0	0	0	0	0	0	0	0	0	0	0	0	0	0	0	L	21-23
11/21	at Eagles	S	10	6	4	1.5	3.5	1	1	4	0	0	0	0	0	0	0	0	0	0	0	0	0	0	0	L	29-40
11/25	Bills		INACTIVE																				L	6-31			
12/02	Cowboys		INACTIVE																				L	17-27			
12/12	at Jets	S	1	0	1	0.0	0.0	0	0	0	0	0	0	0	0	0	0	0	0	0	0	0	0	0	0	W	30-9
12/19	at Buccaneers	S	3	3	0	1.0	7.0	2	7	1	0	0	0	0	0	0	0	0	0	0	0	0	0	0	0	W	9-0
12/27	Dolphins	S	5	2	3	1.0	16.0	0	0	2	0	0	0	0	0	1	0	0	0	0	0	0	0	0	0	L	3-20
01/02	Panthers	S	2	0	2	0.0	0.0	0	0	0	0	0	0	0	0	0	1	0	1	0	0	0	0	0	0	W	18-10
01/09	at Falcons	S	2	1	1	1.5	9.5	0	0	3	0	0	0	0	0	1	0	0	0	0	0	0	0	0	0	W	30-20
2021 TOTALS		9-9	35	20	15	9.0	62.0	8	39	15	0	0	0	0	0	3	1	0	1	0	0	0	0	0	0	9-8	

+ - Overtime

2020 GAME-BY-GAME REGULAR-SEASON STATISTICS (SAINTS)

DATE	OPPONENT	P/S	TACKLES						INTERCEPTIONS					O. FUMB				ST				MISC		W/L	SCORE			
			TK	S	A	SK	YDS	TFL	YDS	QBH	NO	YDS	LG	TD	PD	FF	FR	TD	YDS	TK	S	A	FF			FR	S	A
09/13	Buccaneers																									W	34-23	
09/21	at Raiders																									L	24-34	
09/27	Packers																									L	30-37	
10/04	at Lions																									W	35-29	
10/12	Chargers	P	0	0	0	0.0	0.0	0	0	2	0	0	0	0	1	0	0	0	0	0	0	0	0	0	0	0	W	30-27+
10/25	Panthers	P	2	1	1	1.0	8.0	1	8	1	0	0	0	0	0	0	0	0	0	0	0	0	0	0	0	0	W	27-24
11/01	at Bears	P	4	2	2	0.5	4.5	0	0	2	0	0	0	0	0	0	0	0	0	0	0	0	0	0	0	0	W	26-23+
11/08	at Buccaneers	P	0	0	0	0.0	0.0	0	0	0	0	0	0	0	1	0	0	0	0	0	0	0	0	0	0	0	W	38-3
11/15	49ers	P	3	3	0	0.0	0.0	1	2	0	0	0	0	0	0	0	0	0	0	0	0	0	0	0	0	0	W	27-13
11/22	Falcons	P	1	0	1	0.0	0.0	0	0	0	0	0	0	0	0	0	0	0	0	0	0	0	0	0	0	0	W	24-9
11/29	at Broncos	P	3	3	0	0.0	0.0	1	1	1	0	0	0	0	0	0	0	0	0	0	0	0	0	0	0	0	W	31-3
12/06	at Falcons																									W	21-16	
12/13	at Eagles	P	2	2	0	0.0	0.0	0	0	1	0	0	0	0	0	0	0	0	0	0	0	0	0	0	0	0	L	21-24
12/20	Chiefs	P	3	0	3	0.0	0.0	0	0	0	0	0	0	0	0	0	0	0	0	0	0	0	0	0	0	0	L	29-32
12/25	Vikings	S	1	0	1	0.0	0.0	0	0	0	0	0	0	0	0	0	0	0	0	0	0	0	0	0	0	0	W	52-33
01/03	at Panthers	P	2	1	1	0.0	0.0	0	0	1	0	0	0	0	0	0	0	0	0	0	0	0	0	0	0	0	W	33-7
2020 TOTALS		11-1	21	12	9	1.5	12.5	3	11	8	0	0	0	0	2	0	0	0	0	0	0	0	0	0	0	0	12-4	

+ - Overtime

2019 GAME-BY-GAME REGULAR-SEASON STATISTICS (SAINTS)

DATE	OPPONENT	P/S	TACKLES						INTERCEPTIONS					O. FUMB				ST				MISC		W/L	SCORE			
			TK	S	A	SK	YDS	TFL	YDS	QBH	NO	YDS	LG	TD	PD	FF	FR	TD	YDS	TK	S	A	FF			FR	S	A
09/09	Texans	S	2	2	0	0.0	0.0	0	0	1	0	0	0	0	0	0	0	0	0	0	0	0	0	0	0	0	W	30-28
09/15	at Rams	S	3	2	1	1.0	8.0	1	8	3	0	0	0	0	0	0	0	0	0	0	0	0	0	0	0	0	L	9-27
09/22	at Seahawks	S	7	2	5	0.0	0.0	0	0	1	0	0	0	0	0	0	0	0	0	0	0	0	0	0	0	0	W	33-27
09/29	Cowboys	S	1	0	1	0.0	0.0	0	0	3	0	0	0	0	0	0	0	0	0	0	0	0	0	0	0	0	W	12-10
10/06	Buccaneers	S	2	2	0	2.0	15.0	1	9	3	0	0	0	0	0	1	0	0	0	0	0	0	0	0	0	0	W	31-24
10/13	at Jaguars	S	5	1	4	0.0	0.0	0	0	1	0	0	0	0	0	0	0	0	0	0	0	0	0	0	0	0	W	13-6
10/20	at Bears	S	1	0	1	0.0	0.0	0	0	0	0	0	0	0	0	0	0	0	0	0	0	0	0	0	0	0	W	36-25
10/27	Cardinals	S	0	0	0	0.0	0.0	0	0	0	0	0	0	0	0	0	0	0	0	0	0	0	0	0	0	0	W	31-9
11/10	Falcons	S	2	0	2	0.0	0.0	0	0	0	0	0	0	0	0	0	0	0	0	0	0	0	0	0	0	0	L	9-26
11/17	at Buccaneers	S	0	0	0	0.0	0.0	0	0	1	0	0	0	0	0	0	0	0	0	0	0	0	0	0	0	0	W	34-17
11/24	Panthers	S	3	1	2	1.0	6.0	1	6	1	0	0	0	0	0	0	0	0	0	0	0	0	0	0	0	0	W	34-31
11/28	at Falcons	S	4	4	0	2.0	16.0	1	9	2	0	0	0	0	0	2	0	0	0	0	0	0	0	0	0	0	W	26-18
12/08	49ers	S	1	1	0	0.0	0.0	1	7	0	0	0	0	0	0	0	0	0	0	0	0	0	0	0	0	0	L	46-48
12/16	Colts																									W	34-7	
12/22	at Titans																									W	38-28	
12/29	at Panthers																									W	42-10	
2019 TOTALS		13-13	31	15	16	6.0	45.0	5	39	16	0	0	0	0	0	3	0	0	0	0	0	0	0	0	0	13-3		

2018 GAME-BY-GAME REGULAR-SEASON STATISTICS (SAINTS)

DATE	OPPONENT	P/S	TACKLES						INTERCEPTIONS					O. FUMB				ST					MISC		W/L	SCORE	
			TK	S	A	SK	YDS	TFL	YDS	QBH	NO	YDS	LG	TD	PD	FF	FR	TD	YDS	TK	S	A	FF	FR			S
09/09	Buccaneers	P	1	0	1	0.0	0.0	0	0	1	0	0	0	0	1	0	0	0	0	0	0	0	0	0	0	L	40-48
09/16	Browns	P	3	1	2	0.0	0.0	0	0	1	0	0	0	0	0	0	0	0	0	0	0	0	0	0	W	21-18	
09/23	at Falcons	P	1	1	0	1.0	7.0	1	7	2	0	0	0	0	0	0	0	0	0	0	0	0	0	0	W	43-37+	
09/30	at Giants	P	1	1	0	0.0	0.0	1	7	0	0	0	0	0	0	0	0	0	0	0	0	0	0	0	W	33-18	
10/08	Redskins	P	3	2	1	1.0	13.0	1	3	1	0	0	0	0	1	1	0	0	0	0	0	0	0	0	W	43-19	
10/21	at Ravens	P	0	0	0	0.0	0.0	0	0	0	0	0	0	0	0	0	0	0	0	0	0	0	0	0	W	24-23	
10/28	at Vikings	P	2	2	0	2.0	9.0	2	9	2	0	0	0	0	0	0	0	0	0	0	0	0	0	0	W	30-20	
11/04	Rams										INACTIVE											W	45-35				
11/11	at Bengals										INACTIVE											W	51-14				
11/18	Eagles										INACTIVE											W	48-7				
11/22	Falcons	P	1	1	0	0.0	0.0	0	0	1	0	0	0	0	0	0	0	0	0	0	0	0	0	0	W	31-17	
11/29	at Cowboys	P	0	0	0	0.0	0.0	0	0	0	0	0	0	0	0	0	0	0	0	0	0	0	0	0	L	10-13	
12/09	at Buccaneers	P	4	2	2	0.0	0.0	0	0	1	0	0	0	0	0	0	0	0	0	0	0	0	0	0	W	28-14	
12/17	at Panthers	P	2	1	1	0.0	0.0	0	0	0	0	0	0	0	0	0	0	0	0	0	0	0	0	0	W	12-9	
12/23	Steelers	P	1	0	1	0.0	0.0	0	0	0	0	0	0	0	0	0	0	0	0	0	0	0	0	0	W	31-28	
12/30	Panthers	P	3	1	2	0.5	2.5	1	3	3	0	0	0	0	0	0	0	0	0	0	0	0	0	0	L	14-33	
2018 TOTALS		13-0	22	12	10	4.5	31.5	6	29	12	0	0	0	0	2	1	0	0	0	0	0	0	0	0	13-3		

+ - Overtime

2020 GAME-BY-GAME POSTSEASON STATISTICS (SAINTS)

DATE	OPPONENT	P/S	TACKLES						INTERCEPTIONS					O. FUMB				ST					MISC		W/L	SCORE	
			TK	S	A	SK	YDS	TFL	YDS	QBH	NO	YDS	LG	TD	PD	FF	FR	TD	YDS	TK	S	A	FF	FR			S
01/10	Bears	S	2	1	1	0.0	0.0	0	0	0	0	0	0	0	0	0	0	0	0	0	0	0	0	0	0	W	21-9
01/17	Buccaneers	P	2	2	0	0.0	0.0	0	0	0	0	0	0	0	0	0	0	0	0	0	0	0	0	0	L	20-30	
2020 TOTALS		2-1	4	3	1	0.0	0.0	0	0	0	0	0	0	0	0	0	0	0	0	0	0	0	0	0	1-1		

2019 GAME-BY-GAME POSTSEASON STATISTICS (SAINTS)

DATE	OPPONENT	P/S	TACKLES						INTERCEPTIONS					O. FUMB				ST					MISC		W/L	SCORE
			TK	S	A	SK	YDS	TFL	YDS	QBH	NO	YDS	LG	TD	PD	FF	FR	TD	YDS	TK	S	A	FF	FR		
01/05	Vikings										DID NOT PLAY											L	20-26+			
2019 TOTALS			0	0	0	0.0	0.0	0	0	0	0	0	0	0	0	0	0	0	0	0	0	0	0	0	0-1	

+ - Overtime

2018 GAME-BY-GAME POSTSEASON STATISTICS (SAINTS)

DATE	OPPONENT	P/S	TACKLES						INTERCEPTIONS					O. FUMB				ST					MISC		W/L	SCORE
			TK	S	A	SK	YDS	TFL	YDS	QBH	NO	YDS	LG	TD	PD	FF	FR	TD	YDS	TK	S	A	FF	FR		
01/13	Eagles	P	1	1	0	0.0	0.0	0	0	1	0	0	0	0	0	0	0	0	0	0	0	0	0	0	W	20-14
01/20	Rams	P	3	2	1	0.0	0.0	1	0	0	0	0	0	0	0	0	0	0	0	0	0	0	0	0	L	23-26+
2018 TOTALS		2-0	4	3	1	0.0	0.0	1	0	1	0	0	0	0	0	0	0	0	0	0	0	0	0	0	1-1	

+ - Overtime



ANDREW DEPAOLA

(dee-PAUL-uh)

42

LONG SNAPPER

Ht: 6-1

DOB: 7-28-87

Vikings Season: 4

Acquired: FA '20

Wt: 229

College: Rutgers

NFL Season: 9



2023 GP/GS

2/0

CAREER GP/GS

106/0

PLAYOFF GP/GS

1/0

KEY TRANSACTIONS

- Signed by the Tampa Bay Buccaneers on 8/6/12.
- Cut by the Tampa Bay Buccaneers on 8/27/12.
- Signed to a reserve/future contract with the Tampa Bay Buccaneers on 1/3/13.
- Re-signed with the Tampa Bay Buccaneers on 5/14/14.
- Re-signed with the Tampa Bay Buccaneers on 4/5/16.
- Signed with the Tampa Bay Buccaneers on 8/22/17.
- Waived by the Tampa Bay Buccaneers on 9/1/17.
- Acquired via waivers by the Chicago Bears on 9/3/17.
- Signed by the Oakland Raiders on 3/16/18.
- Placed on IR by the Oakland Raiders on 9/13/18.
- Cut by the Oakland Raiders on 8/25/19.
- Signed by the Carolina Panthers on 8/28/19.
- Cut by the Carolina Panthers on 8/30/19.
- Signed to Minnesota Vikings practice squad on 11/21/20.
- Activated by the Minnesota Vikings on 12/2/20.
- Reverted to Minnesota Vikings practice squad on 11/23/20.
- Protected by the Minnesota Vikings on 11/24/20.
- Activated by the Minnesota Vikings on 11/28/20.
- Released by the Minnesota Vikings on 8/31/21.
- Signed by the Minnesota Vikings on 9/2/21.

HONORS

- Associated Press First-Team All-Pro - Special Teams (2022)
- Pro Bowl Selection (2023)

CAREER NOTES

2023 | MINNESOTA VIKINGS

- Handled all long-snapping duties through the first two weeks of the season.

2022 | MINNESOTA VIKINGS

- Named as a starter for the Pro Bowl, the first of this career.
- Handled long-snapping duties for all 17 games to begin the season helping P Ryan Wright have one of the best punting seasons in team history and K Greg Joseph connect on five game-winning field goals.

2021 | MINNESOTA VIKINGS

- Handled long-snapping duties for every game of the 2021 season and finished with four special teams tackles on the season.

2020 | MINNESOTA VIKINGS

- Appeared in 7 games and had one special teams tackle in 2020 after becoming the Vikings long snapper in Week 11.
- Signed to the Vikings practice squad on 11/21.
- Made his Vikings debut vs. Dallas after being elevated from the practice squad for the Week 11 matchup (11/22).
- Standard elevation from practice squad to active roster on 11/28, the day before playing vs. Carolina.
- Served as the Vikings long snapper as K Dan Bailey went 2-for-2 on FGs and PAT attempts and P Britton Colquitt averaged 51.0 yards on three punts vs. Carolina (11/29).
- Signed to Vikings active roster on 12/2.
- Made lone special teams tackle of season at Detroit (1/3).

2018 | OAKLAND RAIDERS

- Had season-ending ACL tear in season opener, going on Injured Reserve on 9/13.
- Signed as a free agent with Oakland on 3/16.

2017 | CHICAGO BEARS

- Played in all 16 games for Chicago after spending all of training camp and preseason with Tampa Bay.
- Pat O'Donnell set career highs in punts (87), yards (4,708) and average (47.0), finishing in the top-10 in the league in each category.

2016 | TAMPA BAY BUCCANEERS

- Played in all 16 contests for the third consecutive season.
- Snapped for K Roberto Aguayo in his rookie season as he connected on 32-of-34 PATs.
- Bryan Anger finished third in the league with 37 punts inside the 20 in his first season with the Buccaneers.

2015 | TAMPA BAY BUCCANEERS

- Played in all 16 contests and recorded four special teams tackles for the second straight year.
- Jake Schum set career high with 56 punts for 2,348 yards.
- Recorded one special teams tackle vs. Tennessee (9/13).
- Made one tackle and snapped for seven punts at Houston (9/27).

2014 | TAMPA BAY BUCCANEERS

- Played in all 16 games and had four special teams tackles.
- Made NFL debut and had one tackle vs. Carolina (9/7).
- Registered one stop on special teams vs. both New Orleans (10/5) and Minnesota (10/26).
- Made one tackle on special teams at Carolina (12/14).

2013 | TAMPA BAY BUCCANEERS

- Spent offseason and training camp with team.

2012 | TAMPA BAY BUCCANEERS

- Signed as a free agent 8/12, released 8/27.

COLLEGE - RUTGERS


- Appeared in 39 games during his career at Rutgers (2005-09), including every game his final three seasons.
- Rutgers went 36-16 during his tenure, winning four straight bowl games, playing under Head Coach Greg Schiano.
- While serving as holder in 2007, threw a 15-yard TD pass vs. South Florida on a fake FG.
- Recorded five tackles (5 solo) during the 2009 season, his lone season as the full-time long snapper.
- Was on depth chart as a QB early in college career, moving to WR in 2008 and took over long-snapping duties when regular snapper was injured.
- Served as the primary holder for FGs from 2006-08.
- Redshirted as a true freshman in 2005.

PREP - HEREFORD (MD.)

- Helped Hereford High School in Parkton, Md., to the 2A state title as a sophomore and runner-up finish as a senior.
- Was a three-year starter at QB.
- Threw for 2,092 yards with 22 TDs as a senior, earning All-Metro and All-State honors.
- Earned All-County honors twice and County Offensive Player of the Year by the Baltimore Sun.
- Earned All-Metro honors as a baseball player.

2023 GAME-BY-GAME REGULAR-SEASON STATISTICS (VIKINGS)

DATE	OPPONENT		W/L	SCORE
09/10	Buccaneers	P	L	17-20
09/14	at Eagles	P	L	28-34
2023 TOTALS		2	0-2	



**TROY
DYE**

45

LINEBACKER

Ht: 6-3

DOB: 9-18-96

Vikings Season: 4

Acquired: D4c '20

Wt: 225

College: Oregon

NFL Season: 4



2023 GP/GS

2/0

CAREER GP/GS

47/6

PLAYOFF GP/GS

1/0

KEY TRANSACTIONS

- Drafted by the Minnesota Vikings in the fourth round (132nd overall) in the 2020 NFL Draft on 4/25/20.
- Placed on IR by the Minnesota Vikings on 9/24/20.
- Placed on IR/Designated to Return on 10/26/20.

OFF THE FIELD

- Father, Mark, played football at San Jose State and spent time in Houston Astros minor league system.
- Older brother, Tony, was a S at UCLA and played in the NFL from 2012-14. Tony was also a hockey standout, playing on Team USA in the Junior Olympics, and was offered a scholarship from prep powerhouse Shattuck-St. Mary's in Faribault, Minnesota.
- Older brother, Jordan, played WR at Sterling College in Kansas and younger brother, Travis, is a RB at USC and playing at Oregon.

CAREER NOTES

2023 | MINNESOTA VIKINGS

- Forced a fumble on a punt at Philadelphia (9/14).
- Played both defense and special teams in the Week 1 contest vs. Tampa Bay (9/10).

2022 | MINNESOTA VIKINGS

- Played in all 17 games playing 330 special teams snaps, totaling 7 special teams tackles, tied with Josh Metellus for the most on the team.
- Played in his first career playoff game vs. New York Giants (1/15/23), playing in 16 special teams snaps.
- Recovered a muffed punt vs. Arizona (10/30).
- Saw his first action on defense in 2022, playing five snaps, vs. New Orleans (10/2) in London, recording one tackle on defense and one on special teams.
- Had a team-high two special teams tackles at Philadelphia (9/19) and added another special teams tackle vs. Detroit (9/25).
- Made season debut in Week 1 vs. Green Bay (9/11), appearing on special teams.

2021 | MINNESOTA VIKINGS

- Played in all 17 games to start the season, contributing mostly on special teams and leading the team in special teams tackles with 11.
- Started his lone game of the season in the finale vs. Chicago (1/9/22) where he totaled four tackles on defense.

2020 | MINNESOTA VIKINGS

- Appeared in 11 games (5 starts), finishing with 27 tackles, one QBH and two PDs. Also had a special teams tackle.
- Made NFL debut in season opener vs. Green Bay (9/13).
- Started games at Green Bay (11/1), vs. Detroit (11/8), vs. Carolina (11/29), at Tampa Bay (12/13) and vs. Chicago (12/20).
- Placed on Reserve/Injured list on 9/24.
- Designated for return from IR on 10/26, activated on 10/31.
- Started first career game at Green Bay and had one tackle as the Vikings upset the Packers, 28-22 (11/1).

- Had four tackles vs. Detroit (11/8).
- Made two tackles, first QBH and PD at Chicago on MNF (11/16).
- Tallied four solo tackles vs. Jacksonville (12/6).
- Recorded a career-high six tackles vs. Chicago (12/20).
- Had four tackles and a PD at Detroit (1/3).

COLLEGE - OREGON

- Only player in Oregon history to lead the team in tackles four straight seasons (2016-19); finished third in program history in career tackles (397).
- Left Oregon second among Power Five players with 397 career tackles and had 19 games with 10+ tackles, tying a school record.
- Started 48 of 50 career games for Ducks, notching 397 tackles, 15 sacks, five INTs, 14 PBU, 44 TFL, three FF, one FR. Best season was 2018 with 115 tackles, 2.0 sacks and one INT. Started 39 straight games from 2017-19.
- Named to The Associated Press All-Pac-12 First Team in 2019, Coaches All-Pac-12 Second Team in 2017 and 2018 and Coaches All-Pac-12 Honorable Mention in 2016.
- Played the final eight games of his career with a cast on his right hand due to a broken thumb and finished his senior season.
- Helped Oregon improve its record every year on campus going 4-8 in 2016, 7-6 in 2017 (Las Vegas Bowl loss to Boise State), 9-4 in 2018 (RedBox Bowl win over Michigan State) and 12-2 in 2019 (Rose Bowl win over Wisconsin).

PREP - NORCO (CALIF.)

- Enrolled early at Oregon in January 2016, a consensus 3-star.
- First-Team All-CIF and Co-Defensive Player of the Year in the Big VIII League as a senior.

TROY DYE'S NFL REGULAR SEASON DEFENSIVE STATISTICS

DATE	TEAM	GP	TACKLES								INTERCEPTIONS						O. FUMB				ST				MISC			
			GS	TK	S	A	TFL	YDS	SK	YDS	QBH	NO	YDS	LG	TD	PD	FF	FR	TD	YDS	TK	S	A	FF	FR	S	A	
2023	Vikings	2	0	1	0	1	0	0	0.0	0.0	0	0	0	0	0	0	0	0	0	0	0	1	1	0	1	0	0	0
2022	Vikings	17	0	4	1	3	0	0	0.0	0.0	0	0	0	0	0	0	0	0	0	0	11	7	4	0	1	0	0	
2021	Vikings	17	1	9	3	6	0	0	0.0	0.0	0	0	0	0	0	0	0	0	0	11	9	2	0	0	0	0		
2020	Vikings	11	5	27	13	14	0	0	0.0	0.0	1	0	0	0	2	0	0	0	0	1	0	1	0	0	0	0		
NFL TOTALS		47	6	41	17	24	0	0	0.0	0.0	1	0	0	0	0	0	0	0	0	24	17	7	1	1	0	0		

SINGLE-GAME HIGHS: DEFENSIVE

Total Tackles
Solo Tackles

6 vs. CHI, Dec 20, 2020
4 vs. JAX, Dec 06, 2020

Passes Defensed

1 at DET, Jan 03, 2021
...1 more at 1.

Special Teams Tackles

2 vs. PIT, Dec 09, 2021
...2 more at 2.

2023 GAME-BY-GAME REGULAR-SEASON STATISTICS (VIKINGS)

DATE	OPPONENT	P/S	TACKLES								INTERCEPTIONS						O. FUMB				ST				MISC			
			TK	S	A	SK	YDS	TFL	YDS	QBH	NO	YDS	LG	TD	PD	FF	FR	TD	YDS	TK	S	A	FF	FR	S	A	W/L	SCORE
09/10	Buccaneers	P	1	0	1	0.0	0.0	0	0	0	0	0	0	0	0	0	0	0	0	0	0	0	0	0	0	0	L	17-20
09/14	at Eagles	P	0	0	0	0.0	0.0	0	0	0	0	0	0	0	0	0	0	0	0	1	1	0	1	0	0	0	L	28-34
2023 TOTALS		2-0	1	0	1	0.0	0.0	0	0	0	0	0	0	0	0	0	0	0	0	1	1	0	1	0	0	0	0-2	

2022 GAME-BY-GAME REGULAR-SEASON STATISTICS (VIKINGS)

DATE	OPPONENT	P/S	TACKLES						INTERCEPTIONS					O. FUMB				ST				MISC		W/L/T	SCORE		
			TK	S	A	SK	YDS	TFL	YDS	QBH	NO	YDS	LG	TD	PD	FF	FR	TD	YDS	TK	S	A	FF			FR	S
09/11	Packers	P	0	0	0	0.0	0.0	0	0	0	0	0	0	0	0	0	0	0	0	0	0	0	0	0	0	W	23-7
09/19	at Eagles	P	0	0	0	0.0	0.0	0	0	0	0	0	0	0	0	0	0	0	2	2	0	0	0	0	0	L	7-24
09/25	Lions	P	0	0	0	0.0	0.0	0	0	0	0	0	0	0	0	0	0	0	1	1	0	0	0	0	0	W	28-24
10/02	at Saints	P	1	0	1	0.0	0.0	0	0	0	0	0	0	0	0	0	0	0	1	1	0	0	0	0	0	W	28-25
10/09	Bears	P	0	0	0	0.0	0.0	0	0	0	0	0	0	0	0	0	0	0	0	0	0	0	0	0	0	W	29-22
10/16	at Dolphins	P	0	0	0	0.0	0.0	0	0	0	0	0	0	0	0	0	0	0	0	0	0	0	0	0	0	W	24-16
10/30	Cardinals	P	0	0	0	0.0	0.0	0	0	0	0	0	0	0	0	0	0	0	0	0	0	0	1	0	0	W	34-26
11/06	at Commander s	P	0	0	0	0.0	0.0	0	0	0	0	0	0	0	0	0	0	0	2	0	2	0	0	0	0	W	20-17
11/13	at Bills	P	0	0	0	0.0	0.0	0	0	0	0	0	0	0	0	0	0	0	1	0	1	0	0	0	0	W	33-30+
11/20	Cowboys	P	1	0	1	0.0	0.0	0	0	0	0	0	0	0	0	0	0	0	0	0	0	0	0	0	0	L	3-40
11/24	Patriots	P	0	0	0	0.0	0.0	0	0	0	0	0	0	0	0	0	0	0	1	1	0	0	0	0	0	W	33-26
12/04	Jets	P	0	0	0	0.0	0.0	0	0	0	0	0	0	0	0	0	0	0	0	0	0	0	0	0	0	W	27-22
12/11	at Lions	P	0	0	0	0.0	0.0	0	0	0	0	0	0	0	0	0	0	0	0	0	0	0	0	0	0	L	23-34
12/17	Colts	P	0	0	0	0.0	0.0	0	0	0	0	0	0	0	0	0	0	0	2	1	1	0	0	0	0	W	39-36+
12/24	Giants	P	0	0	0	0.0	0.0	0	0	0	0	0	0	0	0	0	0	0	1	1	0	0	0	0	0	W	27-24
01/01	at Packers	P	0	0	0	0.0	0.0	0	0	0	0	0	0	0	0	0	0	0	0	0	0	0	0	0	0	L	17-41
01/08	at Bears	P	2	1	1	0.0	0.0	0	0	0	0	0	0	0	0	0	0	0	0	0	0	0	0	0	0	W	29-13
2022 TOTALS		17-0	4	1	3	0.0	0.0	0	0	0	0	0	0	0	0	0	0	0	11	7	4	0	1	0	0	13-4	

+ - Overtime

2021 GAME-BY-GAME REGULAR-SEASON STATISTICS (VIKINGS)

DATE	OPPONENT	P/S	TACKLES						INTERCEPTIONS					O. FUMB				ST				MISC		W/L/T	SCORE		
			TK	S	A	SK	YDS	TFL	YDS	QBH	NO	YDS	LG	TD	PD	FF	FR	TD	YDS	TK	S	A	FF			FR	S
09/12	at Bengals	P	0	0	0	0.0	0.0	0	0	0	0	0	0	0	0	0	0	0	1	1	0	0	0	0	0	L	24-27+
09/19	at Cardinals	P	0	0	0	0.0	0.0	0	0	0	0	0	0	0	0	0	0	0	2	2	0	0	0	0	0	L	33-34
09/26	Seahawks	P	0	0	0	0.0	0.0	0	0	0	0	0	0	0	0	0	0	0	0	0	0	0	0	0	0	W	30-17
10/03	Browns	P	0	0	0	0.0	0.0	0	0	0	0	0	0	0	0	0	0	0	1	1	0	0	0	0	0	L	7-14
10/10	Lions	P	0	0	0	0.0	0.0	0	0	0	0	0	0	0	0	0	0	0	0	0	0	0	0	0	0	W	19-17
10/17	at Panthers	P	0	0	0	0.0	0.0	0	0	0	0	0	0	0	0	0	0	0	0	0	0	0	0	0	0	W	34-28+
10/31	Cowboys	P	0	0	0	0.0	0.0	0	0	0	0	0	0	0	0	0	0	0	0	0	0	0	0	0	0	L	16-20
11/07	at Ravens	P	0	0	0	0.0	0.0	0	0	0	0	0	0	0	0	0	0	0	0	0	0	0	0	0	0	L	31-34+
11/14	at Chargers	P	0	0	0	0.0	0.0	0	0	0	0	0	0	0	0	0	0	0	2	1	1	0	0	0	0	W	27-20
11/21	Packers	P	0	0	0	0.0	0.0	0	0	0	0	0	0	0	0	0	0	0	0	0	0	0	0	0	0	W	34-31
11/28	at 49ers	P	0	0	0	0.0	0.0	0	0	0	0	0	0	0	0	0	0	0	0	0	0	0	0	0	0	L	26-34
12/05	at Lions	P	5	1	4	0.0	0.0	0	0	0	0	0	0	0	0	0	0	0	0	0	0	0	0	0	0	L	27-29
12/09	Steelers	P	0	0	0	0.0	0.0	0	0	0	0	0	0	0	0	0	0	0	2	2	0	0	0	0	0	W	36-28
12/20	at Bears	P	0	0	0	0.0	0.0	0	0	0	0	0	0	0	0	0	0	0	1	0	1	0	0	0	0	W	17-9
12/26	Rams	P	0	0	0	0.0	0.0	0	0	0	0	0	0	0	0	0	0	0	1	1	0	0	0	0	0	L	23-30
01/02	at Packers	P	0	0	0	0.0	0.0	0	0	0	0	0	0	0	0	0	0	0	0	0	0	0	0	0	0	L	10-37
01/09	Bears	S	4	2	2	0.0	0.0	0	0	0	0	0	0	0	0	0	0	0	1	1	0	0	0	0	0	W	31-17
2021 TOTALS		17-1	9	3	6	0.0	0.0	0	0	0	0	0	0	0	0	0	0	11	9	2	0	0	0	0	8-9		

+ - Overtime

2020 GAME-BY-GAME REGULAR-SEASON STATISTICS (VIKINGS)

DATE	OPPONENT	P/S	TACKLES							INTERCEPTIONS					O. FUMB				ST				MISC		W/L	SCORE			
			TK	S	A	SK	YDS	TFL	YDS	QBH	NO	YDS	LG	TD	PD	FF	FR	TD	YDS	TK	S	A	FF	FR			S	A	
09/13	Packers	P	0	0	0	0.0	0.0	0	0	0	0	0	0	0	0	0	0	0	0	0	0	0	0	0	0	0	L	34-43	
09/20	at Colts	P	0	0	0	0.0	0.0	0	0	0	0	0	0	0	0	0	0	0	0	0	0	0	0	0	0	0	L	11-28	
09/27	Titans		DID NOT PLAY																			L	30-31						
10/04	at Texans		INJURED RESERVE																			W	31-23						
10/11	at Seahawks		INJURED RESERVE																			L	26-27						
10/18	Falcons		INJURED RESERVE																			L	23-40						
11/01	at Packers		NOT ON ROSTER																			W	28-22						
11/08	Lions		NOT ON ROSTER																			W	34-20						
11/16	at Bears	P	2	0	2	0.0	0.0	0	0	1	0	0	0	0	1	0	0	0	0	1	0	1	0	0	0	0	W	19-13	
11/22	Cowboys	P	1	1	0	0.0	0.0	0	0	0	0	0	0	0	0	0	0	0	0	0	0	0	0	0	0	0	L	28-31	
11/29	Panthers	S	3	1	2	0.0	0.0	0	0	0	0	0	0	0	0	0	0	0	0	0	0	0	0	0	0	0	W	28-27	
12/06	Jaguars	P	4	4	0	0.0	0.0	0	0	0	0	0	0	0	0	0	0	0	0	0	0	0	0	0	0	0	W	27-24+	
12/13	at Buccaneers	S	1	1	0	0.0	0.0	0	0	0	0	0	0	0	0	0	0	0	0	0	0	0	0	0	0	0	L	14-26	
12/20	Bears	S	6	1	5	0.0	0.0	0	0	0	0	0	0	0	0	0	0	0	0	0	0	0	0	0	0	0	L	27-33	
12/25	at Saints		INACTIVE																			L	33-52						
01/03	at Lions	P	4	1	3	0.0	0.0	0	0	0	0	0	0	0	1	0	0	0	0	0	0	0	0	0	0	0	W	37-35	
2020 TOTALS		9-3	21	9	12	0.0	0.0	0	0	1	0	0	0	0	2	0	0	0	0	0	1	0	1	0	0	0	0	7-9	

+ - Overtime



AKAYLEB EVANS



21

CORNERBACK

Ht: 6-2

DOB: 6-22-99

Vikings Season: 2

Acquired: D4 '22

Wt: 198

College: Missouri

NFL Season: 2

2023 GP/GS

2/2

CAREER GP/GS

12/4

PLAYOFF GP/GS

0/0

KEY TRANSACTIONS

- Fourth-round (118th overall) pick out of Missouri in the 2022 NFL Draft, the third DB of the Vikings 2022 Draft class.

OFF THE FIELD

- Son of Calvin and Nita Evans.
- Earned his bachelor's degree in organizational studies from Tulsa in Spring 2021.
- Pursuing his master's degree from Missouri.
- Played cornerback at Tulsa and Missouri.
- Earned a medical hardship in 2019 after suffering a season-ending shoulder injury (Tulsa).
- Invited to the 2022 Reese's Senior Bowl.
- His favorite professional athlete is LeBron James, and Friday is his favorite movie.
- Was a member of the Student Athlete Advisory Committee at Tulsa.
- Has two older siblings.
- Launched the Akayleb Evans Foundation in 2017 in McKinney, Texas.
- Served as the co-vice president of the Black Men's Initiative at Tulsa.

CAREER NOTES

2023 | MINNESOTA VIKINGS

- Started the first two games of the season and recording a career-high two passes defended Week 1 vs. Tampa Bay (9/10).

2022 | MINNESOTA VIKINGS

- Placed on IR prior to the game at Detroit (12/11).
- Returned from injury to start vs. New York Jets (12/4) and totaled 6 tackles and a pass defended before leaving with another injury.
- Started his first career game at Buffalo (11/13) and totaled 6 tackles and forced his first career fumble before leaving with a concussion.
- Played a career-high 45 defensive snaps at Washington (11/6), recording a career-high four tackles on defense and two on special teams, and recording his first career tackle for loss, finishing with two, and his first career pass defended, breaking up a pass on a fourth down attempt.
- Saw extended time on defense, playing in 21 snaps at Philadelphia (9/19).
- Made NFL debut in Week 1 vs. Green Bay, playing six snaps on defense and 10 on special teams, tallying one tackle on defense.

COLLEGE - TULSA/MISSOURI

- At Missouri in 2021, appeared in 11 games (eight starts) and racked up 30 tackles on the season (27 solo), in addition to six pass breakups, two forced fumbles, a tackle for a loss and an interception.
- Recorded a season-high eight tackles at Boston College (9/26/21), six of which were solo.
- Played in 21 games (15 starts) at Tulsa.
- Suffered a season-ending shoulder injury in 2019 and earned a medical hardship.
- Played in nine games (starting six) as a true freshman in 2017 and had 26 tackles and two pass breakups on the season.

HONORS

- 2019 NFF/Oklahoma Sports Hall of Fame Player of the Year.

PREP - MCKINNEY (TEXAS)

- Two-year letterwinner and starter at McKinney High School, where he played cornerback.
- Tallied 48 tackles, five pass breakups and a fumble recovery in eight games as a cornerback his senior season.
- Recorded 80 tackles as a junior.
- Earned Second-Team All-District 10-6A accolades as a senior.
- Totaled 128 career tackles, including 85 solos.

AKAYLEB EVANS' NFL REGULAR SEASON DEFENSIVE STATISTICS

DATE	TEAM	GP	TACKLES							INTERCEPTIONS							O. FUMB			ST				MISC							
			GS	TK	S	A	TFL	YDS	SK	YDS	QBH	NO	YDS	LG	TD	PD	FF	FR	TD	YDS	TK	S	A	FF	FR	S	A				
2023	Vikings	2	2	11	7	4	0	0	0.0	0.0	0	0	0	0	0	0	0	3	0	0	0	0	0	0	0	0	0	0	0	0	0
2022	Vikings	10	2	21	18	3	3	2	0.0	0.0	0	0	0	0	0	0	2	1	0	0	0	0	2	1	1	0	0	0	0	0	
NFL TOTALS		12	4	32	25	7	3	2	0.0	0.0	0	0	0	0	0	0	5	1	0	0	0	2	1	1	0	0	0	0	0		

SINGLE-GAME HIGHS: DEFENSIVE

Total Tackles 6 at PHI, Sep 14, 2023
 ...2 more at 6. **Passes Defensed** 2 vs. TB, Sep 10, 2023

Solo Tackles 6 vs. NYJ, Dec 04, 2022

2023 GAME-BY-GAME REGULAR-SEASON STATISTICS (VIKINGS)

DATE	OPPONENT	P/S	TACKLES							INTERCEPTIONS							O. FUMB			ST				MISC							
			TK	S	A	SK	YDS	TFL	YDS	QBH	NO	YDS	LG	TD	PD	FF	FR	TD	YDS	TK	S	A	FF	FR	S	A	W/L	SCORE			
09/10	Buccaneers	S	4	4	0	0.0	0.0	0	0	0	0	0	0	0	0	0	2	0	0	0	0	0	0	0	0	0	0	0	0	L	17-20
09/14	at Eagles	S	7	3	4	0.0	0.0	0	0	0	0	0	0	0	0	1	0	0	0	0	0	0	0	0	0	0	0	0	0	L	28-34
2023 TOTALS		2-2	11	7	4	0.0	0.0	0	0	0	0	0	0	0	0	3	0	0	0	0	0	0	0	0	0	0	0	0	0	0-2	

2022 GAME-BY-GAME REGULAR-SEASON STATISTICS (VIKINGS)

DATE	OPPONENT	P/S	TACKLES							INTERCEPTIONS					O. FUMB				ST				MISC						
			TK	S	A	SK	YDS	TFL	YDS	QBH	NO	YDS	LG	TD	PD	FF	FR	TD	YDS	TK	S	A	FF	FR	S	A	W/L	SCORE	
09/11	Packers	P	1	1	0	0.0	0.0	0	0	0	0	0	0	0	0	0	0	0	0	0	0	0	0	0	0	0	0	W	23-7
09/19	at Eagles	P	2	2	0	0.0	0.0	0	0	0	0	0	0	0	0	0	0	0	0	0	0	0	0	0	0	0	L	7-24	
09/25	Lions	P	0	0	0	0.0	0.0	0	0	0	0	0	0	0	0	0	0	0	0	0	0	0	0	0	0	0	W	28-24	
10/02	at Saints	P	1	1	0	0.0	0.0	0	0	0	0	0	0	0	0	0	0	0	0	0	0	0	0	0	0	0	W	28-25	
10/09	Bears	P	0	0	0	0.0	0.0	0	0	0	0	0	0	0	0	0	0	0	0	0	0	0	0	0	0	0	W	29-22	
10/16	at Dolphins	P	0	0	0	0.0	0.0	0	0	0	0	0	0	0	0	0	0	0	0	0	0	0	0	0	0	0	W	24-16	
10/30	Cardinals	P	0	0	0	0.0	0.0	0	0	0	0	0	0	0	0	0	0	0	0	0	0	0	0	0	0	0	W	34-26	
11/06	at Commanders	P	5	3	2	0.0	0.0	2	1	0	0	0	0	0	1	0	0	0	0	2	1	1	0	0	0	0	W	20-17	
11/13	at Bills	S	6	5	1	0.0	0.0	1	1	0	0	0	0	0	0	1	0	0	0	0	0	0	0	0	0	0	W	33-30+	
11/20	Cowboys		ON INACTIVE LIST																						L	3-40			
11/24	Patriots		INACTIVE																							W	33-26		
12/04	Jets	S	6	6	0	0.0	0.0	0	0	0	0	0	0	1	0	0	0	0	0	0	0	0	0	0	0	0	W	27-22	
12/11	at Lions		DID NOT PLAY																							L	23-34		
12/17	Colts		DID NOT PLAY																							W	39-36+		
12/24	Giants		DID NOT PLAY																							W	27-24		
01/01	at Packers		INJURED RESERVE																							L	17-41		
01/08	at Bears		INJURED RESERVE																							W	29-13		
2022 TOTALS		10-2	21	18	3	0.0	0.0	3	2	0	0	0	0	0	2	1	0	0	0	2	1	1	0	0	0	0	13-4		

+ - Overtime



MYLES GASKIN



37

RUNNING BACK

Ht: 5-10

DOB: 2-15-97

Vikings Season: 1

Acquired: FA '23

Wt: 199

College: Washington

NFL Season: 5

2023 GP/GS

1/0

CAREER GP/GS

38/16

PLAYOFF GP/GS

0/0

KEY TRANSACTIONS

- Selected by the Miami Dolphins in the seventh-round (No. 234 overall) of the 2019 NFL Draft.
- Released by the Dolphins 8/29/23.
- Signed by the Minnesota Vikings on 8/30/23.
- Terminated by the Vikings on 9/8/23.
- Signed by the Vikings to the practice squad on 9/9/23.
- Elevated by the Vikings from the practice squad to the active roster on 9/9/23.
- Signed to the Vikings active roster on 9/12/23.

OFF THE FIELD

- Was teammates with Vikings cornerback Byron Murphy Jr., from 2016-18 at Washington.
- Majored in American ethnic studies at Washington.
- Partnered with Neighbors4Neighbors to adopt four Broward County families for the holidays in 2022.
- In 2020, rode the 25-mile Fort Lauderdale Ride in the Dolphins Cancer Challenge.
- In 2019, collaborated with fellow Dolphins rookies and Neighbors4Neighbors to sponsor four South Florida families with holiday gifts and game tickets.

CAREER NOTES

- Played in 38 games during his NFL career, making 17 starts.
- Has tallied 1,355 yards rushing and seven touchdowns on 361 carries, averaging 3.8 yards/carry,
- Added 701 yards receiving and six touchdowns on 101 receptions.
- In 2020, he finished 10th in the NFL in scrimmage yards/game with 97.2 (Min. 10 games).
- One of just six players age 26 and under to record at least 40 receptions and 140 rushing attempts in multiple seasons between 2020-22.

2023 | MINNESOTA VIKINGS

- Saw action on two special teams snaps, his first appearance as a Viking, at Philadelphia (9/14).
- Elevated from the practice squad to the active roster for the season opener against Tampa Bay (9/10).
- Did not see action in Week 1.

2022 | MIAMI DOLPHINS

- Saw action in four games.
- Was inactive for 11 contests throughout 2022 and was placed on injured reserve Dec. 27, missing the remainder of the season.
- Had 10 carries for 26 yards and added four receptions for 28 yards.

2021 | MIAMI DOLPHINS

- Played in each of the Dolphins' 17 games, making 10 starts.
- Notched 173 carries for 612 yards rushing and three touchdowns.
- Had 49 receptions for 234 yards and four touchdowns.

2020 | MIAMI DOLPHINS

- Started seven of the 10 games in which he appeared.
- Spent one game on the Reserve/COVID-19 list.
- Missed four games after being placed on injured reserve, Nov. 5.
- Ran the ball 142 times for 584 yards and three touchdowns.
- Caught 41 passes for 388 yards and two touchdowns.
- His 97.2 scrimmage yards per game were 10th in the NFL (min. 10 games).

2019 | MIAMI DOLPHINS

- Played in seven games (was inactive for eight).
- Missed the final game of the season after being placed on injured reserve, Dec. 24.
- Had 36 carries for 133 yards and one touchdown, adding seven receptions for 51 yards.

COLLEGE - WASHINGTON

- Was a four-year starter at Washington (2015-18), playing 52 games and making 40 starts.
- Amassed 5,323 yards rushing and 57 touchdowns on 945 carries in his career, adding 65 receptions for 465 yards and five touchdowns.
- Returned six kickoffs for 90 yards.
- Finished his career as Washington's all-time leader in yards rushing (5,323), touchdowns rushing (57) and total touchdowns (62).
- His 5,323 yards rushing, and 57 rushing touchdowns rank third in Pac-12 history.
- He became the first player in Pac-12 history to record 1,000 yards rushing in four seasons.
- Was the second player in FBS history to record 1,200 yards rushing in four seasons.

PREP - O'DEA (WASH.)

- Played on both sides of the ball as a running back, safety and outside linebacker.
- As a senior in 2014, recorded 109 carries for 1,567 yards and 25 touchdowns and was named first-team all-state, all-region, all-area and all-metro at running back. Earned second-team all-state honors at all-purpose/returner.
- Rushed for over 2,000 yards as a junior in 2013, capturing first-team all-area and all-league nods.
- First-team all-metro at running back and outside linebacker as a sophomore in 2012.
- Also lettered in track and won the state title in 100-meters in 2015.

MYLES GASKIN'S NFL REGULAR SEASON RUSHING/RECEIVING STATISTICS

DATE	TEAM	RUSHING							RECEIVING				
		GP	GS	NO.	YDS.	AVG.	LG	TD	NO.	YDS.	AVG.	LG	TD
2023	Vikings	1	0	0	0	0.0	0	0	0	0	0.0	0	0
2022	Dolphins	4	0	10	26	2.6	10	0	4	28	7.0	16	0
2021	Dolphins	17	10	173	612	3.5	30	3	49	234	4.8	24t	4
2020	Dolphins	9	6	142	584	4.1	26	3	41	388	9.5	59t	2
2019	Dolphins	7	0	36	133	3.7	27	1	7	51	7.3	20	0
NFL TOTALS		38	16	361	1,355	3.8	30	7	101	701	6.9	59T	6

MYLES GASKIN'S NFL POSTSEASON RUSHING/RECEIVING STATISTICS

DATE	TEAM	RUSHING							RECEIVING				
		GP	GS	NO.	YDS.	AVG.	LG	TD	NO.	YDS.	AVG.	LG	TD
2022	Dolphins	0	0	0	0	0.0	0	0	0	0	0.0	0	0
NFL TOTALS		0	0	0	0	0.0	0	0	0	0	0.0	0	0

MYLES GASKIN'S NFL REGULAR SEASON RETURN STATISTICS

KICKOFF RETURNS							PUNT RETURNS					
DATE	TEAM	RET.	YDS.	AVG.	LG	TD	NO.	FC	YDS.	AVG.	LG	TD
2023	Vikings	0	0	0.0	0	0	0	0	0	0.0	0	0
2022	Dolphins	0	0	0.0	0	0	0	0	0	0.0	0	0
2021	Dolphins	2	29	14.5	16	0	0	0	0	0.0	0	0
2020	Dolphins	0	0	0.0	0	0	0	0	0	0.0	0	0
2019	Dolphins	0	0	0.0	0	0	0	0	0	0.0	0	0
NFL TOTALS		2	29	14.5	16	0	0	0	0	0.0	0	0

MYLES GASKIN'S NFL POSTSEASON RETURN STATISTICS

KICKOFF RETURNS							PUNT RETURNS					
DATE	TEAM	RET.	YDS.	AVG.	LG	TD	NO.	FC	YDS.	AVG.	LG	TD
2022	Dolphins	0	0	0.0	0	0	0	0	0	0.0	0	0
NFL TOTALS		0	0	0.0	0	0	0	0	0	0.0	0	0

SINGLE-GAME HIGHS: RUSHING/RECEIVING

Rush Attempts
Rushing Yards
Rushing Average
Longest Runs
Rushing TDs
Receptions
Receiving Yards
Receiving Average

23 at NYJ, Nov 21, 2021
 90 vs. CIN, Dec 06, 2020
 6.6 vs. BUF, Sep 20, 2020
 30 vs. NYJ, Dec 19, 2021
 2 vs. CAR, Nov 28, 2021
 10 at TB, Oct 10, 2021
 82 at LV, Dec 26, 2020
 16.4 at LV, Dec 26, 2020

Longest Receptions
Receiving TDs

All-Purpose Yards
Kickoff Returns
Kickoff Return Yards
Longest Kickoff Return
Most TDs

59t at LV, Dec 26, 2020
 2 at TB, Oct 10, 2021
 ...1 more at 2.
 169 at LV, Dec 26, 2020
 2 vs. ATL, Oct 24, 2021
 29 vs. ATL, Oct 24, 2021
 16 vs. ATL, Oct 24, 2021
 2 vs. CAR, Nov 28, 2021
 ...2 more at 2.

2023 GAME-BY-GAME REGULAR-SEASON STATISTICS (VIKINGS)

		RUSHING						RECEIVING								
DATE	OPPONENT	P/S	NO.	YDS.	AVG.	LG	TD	NO.	YDS.	AVG.	LG	TD	W/L	SCORE		
09/10	Buccaneers		DID NOT PLAY (NON-INJURY)												L	17-20
09/14	at Eagles	P	0	0	0.0	0	0	0	0	0.0	0	0	L	28-34		
2023 TOTALS		1-0	0	0	0.0	0	0	0	0	0.0	0	0	0-2			

2022 GAME-BY-GAME REGULAR-SEASON STATISTICS (DOLPHINS)

			RUSHING					RECEIVING						
DATE	OPPONENT	P/S	NO.	YDS.	AVG.	LG	TD	NO.	YDS.	AVG.	LG	TD	W/L	SCORE
09/11	Patriots	P	0	0	0.0	0	0	0	0	0.0	0	0	W	20-7
09/18	at Ravens							ON INACTIVE LIST					W	42-38
09/25	Bills							ON INACTIVE LIST					W	21-19
09/29	at Bengals							INACTIVE					L	15-27
10/09	at Jets	P	4	9	2.3	6	0	3	24	8.0	16	0	L	17-40
10/16	Vikings							ON INACTIVE LIST					L	16-24
10/23	Steelers							ON INACTIVE LIST					W	16-10
10/30	at Lions							ON INACTIVE LIST					W	31-27
11/06	at Bears							ON INACTIVE LIST					W	35-32
11/13	Browns							ON INACTIVE LIST					W	39-17
11/27	Texans	P	6	17	2.8	10	0	1	4	4.0	4	0	W	30-15
12/04	at 49ers							ON INACTIVE LIST					L	17-33
12/11	at Chargers							ON INACTIVE LIST					L	17-23
12/17	at Bills	P	0	0	0.0	0	0	0	0	0.0	0	0	L	29-32
12/25	Packers							INACTIVE					L	20-26
01/01	at Patriots							DID NOT PLAY					L	21-23
01/08	Jets							DID NOT PLAY					W	11-6
2022 TOTALS		4-0	10	26	2.6	10	0	4	28	7.0	16	0	9-8	

2021 GAME-BY-GAME REGULAR-SEASON STATISTICS (DOLPHINS)

			RUSHING					RECEIVING						
DATE	OPPONENT	P/S	NO.	YDS.	AVG.	LG	TD	NO.	YDS.	AVG.	LG	TD	W/L	SCORE
09/12	at Patriots	S	9	49	5.4	15	0	5	27	5.4	12	0	W	17-16
09/19	Bills	S	5	25	5.0	18	0	4	21	5.3	11	0	L	0-35
09/26	at Raiders	P	13	65	5.0	15	0	3	9	3.0	4	0	L	28-31+
10/03	Colts	P	2	3	1.5	3	0	0	0	0.0	0	0	L	17-27
10/10	at Buccaneers	S	5	25	5.0	13	0	10	74	7.4	24t	2	L	17-45
10/17	at Jaguars	S	5	9	1.8	4	0	2	5	2.5	5	0	L	20-23
10/24	Falcons	P	15	67	4.5	16	0	4	10	2.5	7t	1	L	28-30
10/31	at Bills	S	12	36	3.0	7	0	3	19	6.3	22	0	L	11-26
11/07	Texans	S	20	34	1.7	6t	1	6	23	3.8	6	0	W	17-9
11/11	Ravens	S	14	31	2.2	11	0	1	14	14.0	14	0	W	22-10
11/21	at Jets	S	23	89	3.9	20	0	3	7	2.3	5t	1	W	24-17
11/28	Panthers	S	16	49	3.1	8	2	2	3	1.5	5	0	W	33-10
12/05	Giants	S	15	44	2.9	6	0	2	5	2.5	3	0	W	20-9
12/19	Jets	P	10	54	5.4	30	0	0	0	0.0	0	0	W	31-24
12/27	at Saints	P	3	10	3.3	5	0	1	6	6.0	6	0	W	20-3
01/02	at Titans	P	5	23	4.6	8	0	0	0	0.0	0	0	L	3-34
01/09	Patriots	P	1	-1	-1.0	-1	0	3	11	3.7	7	0	W	33-24
2021 TOTALS		17-10	173	612	3.5	30	3	49	234	4.8	24T	4	9-8	

+ - Overtime

2020 GAME-BY-GAME REGULAR-SEASON STATISTICS (DOLPHINS)

			RUSHING					RECEIVING						
DATE	OPPONENT	P/S	NO.	YDS.	AVG.	LG	TD	NO.	YDS.	AVG.	LG	TD	W/L	SCORE
09/13	at Patriots	P	9	40	4.4	10	0	4	26	6.5	15	0	L	11-21
09/20	Bills	P	7	46	6.6	14	0	6	36	6.0	13	0	L	28-31
09/24	at Jaguars	S	22	66	3.0	15	0	5	29	5.8	11	0	W	31-13
10/04	Seahawks	S	10	40	4.0	11	0	3	22	7.3	9	0	L	23-31
10/11	at 49ers	S	16	57	3.6	21	1	5	34	6.8	15	0	W	43-17
11/01	Rams	S	18	47	2.6	6	1	3	16	5.3	9	0	W	28-17
11/08	at Cardinals						NOT ON ROSTER						W	34-31
11/15	Chargers						NOT ON ROSTER						W	29-21
11/22	at Broncos						NOT ON ROSTER						L	13-20
11/29	at Jets						NOT ON ROSTER						W	20-3
12/06	Bengals	S	21	90	4.3	26	0	2	51	25.5	35	0	W	19-7
12/13	Chiefs						NOT ON ROSTER						L	27-33
12/20	Patriots						NOT ON ROSTER						W	22-12
12/26	at Raiders	P	14	87	6.2	24	0	5	82	16.4	59t	2	W	26-25
01/03	at Bills						NOT ON ROSTER						L	26-56
2020 TOTALS	8-5		117	473	4.0	26	2	33	296	9.0	59T	2	9-6	

2019 GAME-BY-GAME REGULAR-SEASON STATISTICS (DOLPHINS)

			RUSHING					RECEIVING						
DATE	OPPONENT	P/S	NO.	YDS.	AVG.	LG	TD	NO.	YDS.	AVG.	LG	TD	W/L	SCORE
09/08	Ravens						ON INACTIVE LIST						L	10-59
09/15	Patriots						INACTIVE						L	0-43
09/22	at Cowboys						INACTIVE						L	6-31
09/29	Chargers						INACTIVE						L	10-30
10/13	Redskins						INACTIVE						L	16-17
10/20	at Bills						INACTIVE						L	21-31
10/28	at Steelers						INACTIVE						L	14-27
11/03	Jets						INACTIVE						W	26-18
11/10	at Colts	P	0	0	0.0	0	0	1	0	0.0	0	0	W	16-12
11/17	Bills	P	1	0	0.0	0	0	0	0	0.0	0	0	L	20-37
11/24	at Browns	P	4	10	2.5	4	0	1	7	7.0	7	0	L	24-41
12/01	Eagles	P	2	20	10.0	11	0	1	6	6.0	6	0	W	37-31
12/08	at Jets	P	4	5	1.3	6	0	1	6	6.0	6	0	L	21-22
12/15	at Giants	P	9	43	4.8	27	0	2	29	14.5	20	0	L	20-36
12/22	Bengals	P	16	55	3.4	15	1	1	3	3.0	3	0	W	38-35+
12/29	at Patriots						DID NOT PLAY						W	27-24
2019 TOTALS	7-0		36	133	3.7	27	1	7	51	7.3	20	0	5-11	

+ - Overtime

2022 GAME-BY-GAME POSTSEASON STATISTICS (DOLPHINS)

			RUSHING					RECEIVING						
DATE	OPPONENT	P/S	NO.	YDS.	AVG.	LG	TD	NO.	YDS.	AVG.	LG	TD	W/L	SCORE
01/15	at Bills						DID NOT PLAY						L	31-34
2022 TOTALS	0-0		0	0	0.0	0	0	0	0	0.0	0	0	0-1	



JAREN HALL

16

QUARTERBACK



Ht: 6-0

Wt: 207

DOB: 3-24-98

College: BYU

Vikings Season: Rookie **NFL Season:** Rookie

Acquired: D5c '23

2023 GP/GS

0/0

CAREER GP/GS

0/0

PLAYOFF GP/GS

0/0

KEY TRANSACTIONS

- Drafted in the fifth round (164th overall) of the 2023 NFL Draft out of BYU.

OFF THE FIELD

- Majored in exercise & wellness.
- Served a full-time mission in Roseville, Calif.
- Son Kalin and Hollie Hall. Father played running back at BYU (1992-93) and mother was a gymnast at BYU (1993).
- Brother, KJ, also played running back at BYU (2015-17).
- Brother, Kyson, currently plays wide receiver for BYU.
- Married to former Utah Valley soccer player Breanna McCarter (2014-18) and they have a daughter Jayda born in 2021.
- Played varsity basketball in high school.
- Plays golf in his free time.

CAREER NOTES

2023 | MINNESOTA VIKINGS

- Was inactive but designated the team's emergency third quarterback in Weeks 1 and 2.

COLLEGE - BYU

- Hall played quarterback at BYU from 2018-22 and appeared in 31 games, including 25 starts.
- Served as BYU's starting quarterback over his final two seasons in 2021 and 2022.
- Finished No. 1 at BYU in career interception avoidance percentage with 52 touchdowns to 11 interceptions and a pass efficiency rating of 65.2% (tied with Steve Young for No. 4 all-time at BYU). He racked up 6,174 total-passing yards.
- A dual-threat quarterback, registering 796 yards on the ground with 181 carries and nine touchdowns.
- Pass efficiency rating of 158.2 (No. 4 all-time at BYU).
- Also played on the BYU's baseball team in 2019 and 2020 as an outfielder, playing in 27 games during the 2019 season, including eight starts in the outfield.
- Hit .400 in five games, with three starts during the shortened 2020 COVID season.

HONORS

- Independent Offensive Player of the Year (2022)
- Independent Quarterback of the Year (2022)
- All-Independent First Team by College Football Network (2022)
- Phil Steele All-Independent First Team (2021, 2022)
- Pro Football Network Independent Quarterback of the Year (2021).

HIGH SCHOOL - MAPLE MOUNTAIN (UTAH)

- Earned Deseret News 4A Honorable Mention and Region 8 First Team in 2014 and 2015.
- Selected as Maple Mountain's 2015 Offensive Football Player of the Year.

- For his high school career, he had 5,109 yards passing and 52 touchdowns.
- Rated the No. 3 quarterback in Utah by Scout, and Rivals ranked him the No. 20 dual-threat quarterback in the nation in the 2016 class.

JAREN HALL'S NFL REGULAR SEASON PASSING STATISTICS

DATE	TEAM	GP	GS	ATT.	CMP.	PCT.	YDS	AVG.	TD	INT.	LG	SK	LST	RATE
2023	Vikings	0	0	0	0	0.0	0	0.0	0	0	0	0	0	0.0
TOTALS		0	0	0	0	0.0	0	0.0	0	0	0	0	0	0.0

JAREN HALL'S NFL REGULAR SEASON RUSHING STATISTICS

DATE	TEAM	NO.	YDS.	AVG.	LG	TD
2023	Vikings	0	0	0.0	0	0
TOTALS		0	0	0.0	0	0

JAREN HALL'S NFL REGULAR SEASON PASSING/RUSHING STATISTICS

DATE	TEAM	GP	GS	PASSING										RUSHING						
				ATT.	CMP.	PCT.	YDS	AVG.	TD	INT.	LG	SK	LST	RATE	NO.	YDS.	AVG.	LG	TD	
2023	Vikings	0	0	0	0	0.0	0	0.0	0	0	0	0	0	0	0.0	0	0	0.0	0	0
TOTALS		0	0	0	0	0.0	0	0.0	0	0	0	0	0	0	0.0	0	0	0.0	0	0

2023 GAME-BY-GAME REGULAR-SEASON STATISTICS (VIKINGS)

DATE	OPPONENT	P/S	PASSING											RUSHING					W/L	SCORE
			ATT	CMP	YDS	PCT	Y/A	Y/C	TD	INT	LG	SK/YD	RATE	ATT	YDS	LG	TD			
09/10	Buccaneers		ON INACTIVE LIST															L	17-20	
09/14	at Eagles		INACTIVE															L	28-34	
2023 TOTALS		0-0	0	0	0	0.0	0.0	0.0	0	0	0	0/0	0.0	0	0	0	0	0	0-2	



C.J.
HAM



30

FULLBACK

Ht: 5-11

DOB: 7-22-93

Vikings Season: 7

Acquired: UDFA '16

Wt: 250

College: Augustana

NFL Season: 7

2023 GP/GS

2/1

CAREER GP/GS

98/34

PLAYOFF GP/GS

5/1

KEY TRANSACTIONS

- Signed as an undrafted free agent by the Minnesota Vikings on 5/10/16.
- Waived by the Minnesota Vikings on 9/3/16.
- Activated from the practice squad on 12/23/16.
- Signed a four-year extension with the Minnesota Vikings on 3/17/20.

OFF THE FIELD

- Earned degree in physical education and health in spring 2016.
- Aspires to a career in mentoring youth and working with nonprofit organizations.
- Honored his mother, Tina, during My Cause My Cleats game in 2019 with a message of support for pancreatic cancer victims. She was able to attend the game in person, a win over Detroit.
- Joined teammates and Vikings ownership in bringing a group of students to the U.S. Holocaust Memorial Museum in Washington, D.C., to grow understanding and empathy for the tragedy.
- Grandfather was a Golden Gloves boxer and a Navy veteran.
- Cousin serves in the U.S. Army.
- Wife, Stephanie, played soccer at Augustana.
- The couple has two daughters and a son.
- The couple surprised a family from the Boys & Girls Clubs with Christmas gifts and a dinner at the team's facility in December 2018 and 2019; also adopted families during the COVID-19 pandemic.
- Played against Vikings WR Adam Thielen in high school and college before joining as teammates with the Vikings.

HONORS

- Named the Minnesota Vikings 2018 Special Teams Player of the Year after recording seven special teams tackles on the season.
- Pro Bowl Selection (2020)

CAREER NOTES

- Paved the way for Dalvin Cook to earn four-consecutive Pro Bowl berths from 2019-22.
- Named to his first career Pro Bowl in 2019 after posting career-highs in receptions (17) and receiving yards (149) and helping pave the way for Cook to rush for 1,135 yards and also earn a Pro Bowl berth.

2023 | MINNESOTA VIKINGS

- Named team captain for the 2023 season, his third time being selected a team captain.
- Appeared on both offense and special teams in Weeks 1 and 2.

2022 | MINNESOTA VIKINGS

- Named a captain for the 2022 season and was selected as the first alternate for the Pro Bowl
- Appeared in all 17 games with four starts, totaling eight special teams tackles, 10 receptions for 86 yards and four rushes for seven yards.
- Played in his fifth career playoff game in the Wild Card matchup vs. New York Giants (1/15/23), playing in 11 snaps on offense and 16 on special teams.
- Had a one-yard touchdown run vs. Indianapolis (12/17).

- Scored his first touchdown of the season on a three-yard run late in the fourth quarter at Buffalo (11/13).
- Also tied a career-high with three special teams tackles against the Bills.
- Had his first carry of the season, picking up three yards and a first down on a 3rd-and-2 at Miami (10/16).
- Started and caught two passes for 15 yards, including an elusive 12-yard reception for a first down, vs. Detroit (9/25).
- Caught one pass for six yards in his season debut in Week 1 vs. Green Bay (9/11), appearing in 14 snaps on offense and 17 on special teams.

2021 | MINNESOTA VIKINGS

- Appeared in all 17 games with eight starts, tying his career high in receptions with 17 and rushes with seven, as well as totaling a career-high 34 rushing yards.
- Had a 27-yard reception at Baltimore (11/7).
- Had a career-long 30-yard rush at Carolina (10/17).
- Has converted three 1st downs on his six rush attempts.
- Started four of the first seven games of the season, paving the way for Dalvin Cook and Alexander Mattison to surpass 100 yards rushing in contests.

2020 | MINNESOTA VIKINGS

- Started career-high 11 games, played in 15 and saw action on career-high 404 offensive snaps.
- Helped Dalvin Cook to one of the best seasons in team history by a RB, ranking second in the NFL with 1,557 rushing yards and scoring 16 TDs on the ground, the third and second-best marks in Vikings history, respectively.
- The Vikings offense scored 55 TDs, the second-best mark in club history, and ranked No. 4 in the NFL in total offense, a 12-spot jump from 2019 and the highest ranking since 2004.
- Caught career-long 12-yard TD in win vs. Jacksonville (12/6).
- Started the season opener vs. Green Bay (9/13).
- Had career-long run of 10 yards and two special teams tackles vs. Carolina (11/29).
- Recorded an 11-yard catch vs. Tennessee (9/27).
- Caught three passes for 22 yards at Tampa Bay (12/13).
- Made two catches for 44 yards at Detroit (1/3).

2019 | MINNESOTA VIKINGS

- Named to first career Pro Bowl.
- Played in all 16 games, starting seven.
- Appeared on 354 offensive snaps, finishing the regular season with seven carries for 17 yards and a career-high 17 receptions for 149 yards.
- Had four special teams tackles on the season.
- Helped pave the way for Dalvin Cook's career-high 154 rushing yards at Green Bay (9/15).
- In his fifth career start, led a rushing attack that totaled a season-high 211 yards and three TDs vs. Oakland (9/22).
- Started his third game of the season at Chicago (9/29), establishing a new career high.
- Scored the second TD and first receiving TD of his career at Detroit (10/20) on a 5-yard TD pass from Kirk Cousins. Also set career highs with a long rush of nine yards and nine total rushing yards with a 9-yard rumble on 3rd-and-short.
- Started his fourth game of the season at Kansas City (11/3), catching a then-career-long 32-yard pass.
- Started at Seattle (12/2), had a career-long 36-yard reception.
- Rushed one time for three yards and made one special teams tackle in the Wild Card win at New Orleans (1/5/20).
- Made his first career postseason start in the Divisional game at San Francisco (1/11/20).

2018 | MINNESOTA VIKINGS

- Played in 15 games in his second season, starting two.
- Named the Minnesota Vikings 2018 Special Teams Player of the Year after recording seven special teams tackles on the season.
- Finished the season with six carries for eight yards and 11 receptions for 85 yards.
- Carried the ball for five yards and a first down to keep a 4th-quarter scoring drive alive at Green Bay (9/16).
- Caught career-best five passes for 47 yards vs. Buffalo (9/23).
- Made his first start of the 2018 season vs. New Orleans (10/28).
- Played his 25th career game vs. Detroit (11/4), appearing on offense and wrapping up one special teams tackle.
- At Detroit (12/23), started his second game of the season before exiting with an elbow injury.

2017 | MINNESOTA VIKINGS

- Appeared in all 16 regular-season games and two playoff games as the only FB on roster.
- Totaled 81 yards from scrimmage on 14 touches (7 receptions, 7 rushes) on the season.
- Saw his first career NFL action vs. New Orleans (9/11), appearing on nine plays on offense and 18 on special teams.
- Scored 1-yard TD on his first career rushing attempt at Pittsburgh (9/17).
- Contributed on offense with his first NFL reception (12 yards) and added one special teams tackle vs. Tampa Bay (9/24).

- Hauled in a 12-yard pass vs. Baltimore (10/22), tying a career long and added a career-best three special teams tackles.
- Contributed on offense and special teams vs. Cleveland (10/29) at Twickenham Stadium in London, England, as a part of the NFL's International Series.
- Posted one special teams tackle at Detroit (11/23) on Thanksgiving Day.
- Had a 12-yard catch and added a key 1-yard rush on third down, as well as corralling two special teams tackles at Atlanta (12/3).
- Made first career start vs. Cincinnati (12/17) and made one special teams tackle as the Vikings clinched the NFC North title.
- Appeared in his first career playoff game, vs. New Orleans (1/14/18) in the Divisional Round, recording a 7-yard run as the Vikings clinched a berth in the NFC title game.
- Played on offense and special teams in the NFC Championship Game at Philadelphia (1/21/18).

2016 | MINNESOTA VIKINGS

- Signed following a rookie minicamp tryout as an undrafted free agent, going through training camp and preseason with the team. Was released in final roster cuts but came back to club on practice squad.
- Joined the Vikings practice squad on 9/4.
- Elevated to the Vikings 53-man roster on 12/23 and was active, but did not play, at Green Bay (12/24).
- Inactive vs. Chicago (1/1/17).

COLLEGE - AUGUSTANA (S.D.)

- Played at Division II Augustana College in Sioux Falls, South Dakota, helping the Vikings advance to the NCAA playoffs, and led the Northern Sun Conference in rushing yards and TDs.
- Notched career-high 1,097 rushing yards as a senior and 16 TDs, matching the school record for rushing TDs, and becoming only fourth Augustana RB to top the 1,000-yard plateau.
- Started all 12 games as a senior and had career-high 160 yards on the ground against Southwest Minnesota State.
- Ran for 2,662 yards in his career and 29 rushing TDs along with 96 catches for 949 yards and six TDs in 43 career games.
- Played in NSIC along with fellow Viking WR Adam Thielen.

PREP - DENFELD (MINN.)

- Twice named all-conference and rushed for more than 1,800 yards combined as a junior and senior at Duluth Denfeld H.S.
- Also starred in track and field.
- Played in the Minnesota High School All-Star football game.

C.J. HAM'S NFL REGULAR SEASON RUSHING/RECEIVING STATISTICS

DATE	TEAM	GP	GS	RUSHING					RECEIVING				
				NO.	YDS.	AVG.	LG	TD	NO.	YDS.	AVG.	LG	TD
2023	Vikings	2	1	0	0	0.0	0	0	2	7	3.5	6	0
2022	Vikings	17	4	4	7	1.8	3t	2	10	86	8.6	17	0
2021	Vikings	17	8	7	34	4.9	30	0	17	125	7.4	27	0
2020	Vikings	15	11	5	18	3.6	10	0	8	97	12.1	30	1
2019	Vikings	16	7	7	17	2.4	9	0	17	149	8.8	36	1
2018	Vikings	15	2	6	8	1.3	5	0	11	85	7.7	17	0
2017	Vikings	16	1	7	13	1.9	3	1	7	68	9.7	12	0
2016	Vikings	0	0	0	0	0.0	0	0	0	0	0.0	0	0
NFL TOTALS		98	34	36	97	2.7	30	3	72	617	8.6	36	2

C.J. HAM'S NFL POSTSEASON RUSHING/RECEIVING STATISTICS

DATE	TEAM	GP	GS	RUSHING					RECEIVING				
				NO.	YDS.	AVG.	LG	TD	NO.	YDS.	AVG.	LG	TD
2022	Vikings	1	0	0	0	0.0	0	0	0	0	0.0	0	0
2019	Vikings	2	1	1	3	3.0	3	0	0	0	0.0	0	0
2017	Vikings	2	0	1	7	7.0	7	0	0	0	0.0	0	0
NFL TOTALS		5	1	2	10	5.0	7	0	0	0	0.0	0	0

C.J. HAM'S NFL REGULAR SEASON RETURN STATISTICS

KICKOFF RETURNS							PUNT RETURNS					
DATE	TEAM	RET.	YDS.	AVG.	LG	TD	NO.	FC	YDS.	AVG.	LG	TD
2023	Vikings	0	0	0.0	0	0	0	0	0	0.0	0	0
2022	Vikings	0	0	0.0	0	0	0	0	0	0.0	0	0
2021	Vikings	0	0	0.0	0	0	0	0	0	0.0	0	0
2020	Vikings	2	31	15.5	20	0	0	0	0	0.0	0	0
2019	Vikings	2	33	16.5	17	0	0	0	0	0.0	0	0
2018	Vikings	0	0	0.0	0	0	0	0	0	0.0	0	0
2017	Vikings	0	0	0.0	0	0	0	0	0	0.0	0	0
2016	Vikings	0	0	0.0	0	0	0	0	0	0.0	0	0
NFL TOTALS		4	64	16.0	20	0	0	0	0	0.0	0	0

SINGLE-GAME HIGHS: RUSHING/RECEIVING

Rush Attempts	3 vs. LAR, Nov 19, 2017	Receiving TDs	1 vs. JAX, Dec 06, 2020
Rushing Yards	30 at CAR, Oct 17, 2021		...1 more at 1.
Longest Runs	30 at CAR, Oct 17, 2021	All-Purpose Yards	58 at SEA, Dec 02, 2019
Rushing TDs	1 at PIT, Sep 17, 2017	Kickoff Returns	1 vs. DAL, Nov 22, 2020
Receptions	5 vs. BUF, Sep 23, 2018		...3 more at 1.
Receiving Yards	47 at CHI, Jan 08, 2023	Kickoff Return Yards	20 vs. DAL, Nov 22, 2020
	...1 more at 47.	Longest Kickoff Return	20 vs. DAL, Nov 22, 2020
Receiving Average	11.8 at CHI, Jan 08, 2023	Special Teams Tackles	2 vs. CAR, Nov 29, 2020
Longest Receptions	36 at SEA, Dec 02, 2019		...5 more at 2.
		Most TDs	1 vs. JAX, Dec 06, 2020
			...2 more at 1.
		Miscellaneous Tackles	1 vs. TEN, Sep 27, 2020

SINGLE-GAME HIGHS - POSTSEASON: RUSHING/RECEIVING

Rush Attempts	1 at NO, Jan 05, 2020	All-Purpose Yards	7 vs. NO, Jan 14, 2018
	...1 more at 1.	Special Teams Tackles	1 at NO, Jan 05, 2020
Rushing Yards	7 vs. NO, Jan 14, 2018		...1 more at 1.
Longest Runs	7 vs. NO, Jan 14, 2018		

2023 GAME-BY-GAME REGULAR-SEASON STATISTICS (VIKINGS)

		RUSHING						RECEIVING						
DATE	OPPONENT	P/S	NO.	YDS.	AVG.	LG	TD	NO.	YDS.	AVG.	LG	TD	W/L	SCORE
09/10	Buccaneers	P	0	0	0.0	0	0	2	7	3.5	6	0	L	17-20
09/14	at Eagles	S	0	0	0.0	0	0	0	0	0.0	0	0	L	28-34
2023 TOTALS		2-1	0	0	0.0	0	0	2	7	3.5	6	0	0-2	

2022 GAME-BY-GAME REGULAR-SEASON STATISTICS (VIKINGS)

			RUSHING					RECEIVING						
DATE	OPPONENT	P/S	NO.	YDS.	AVG.	LG	TD	NO.	YDS.	AVG.	LG	TD	W/L	SCORE
09/11	Packers	P	0	0	0.0	0	0	1	6	6.0	6	0	W	23-7
09/19	at Eagles	P	0	0	0.0	0	0	0	0	0.0	0	0	L	7-24
09/25	Lions	S	0	0	0.0	0	0	2	15	7.5	12	0	W	28-24
10/02	at Saints	P	0	0	0.0	0	0	0	0	0.0	0	0	W	28-25
10/09	Bears	P	0	0	0.0	0	0	0	0	0.0	0	0	W	29-22
10/16	at Dolphins	P	1	3	3.0	3	0	0	0	0.0	0	0	W	24-16
10/30	Cardinals	P	0	0	0.0	0	0	0	0	0.0	0	0	W	34-26
11/06	at Commanders	P	0	0	0.0	0	0	0	0	0.0	0	0	W	20-17
11/13	at Bills	P	1	3	3.0	3t	1	0	0	0.0	0	0	W	33-30+
11/20	Cowboys	P	0	0	0.0	0	0	0	0	0.0	0	0	L	3-40
11/24	Patriots	P	0	0	0.0	0	0	0	0	0.0	0	0	W	33-26
12/04	Jets	S	0	0	0.0	0	0	0	0	0.0	0	0	W	27-22
12/11	at Lions	P	0	0	0.0	0	0	1	9	9.0	9	0	L	23-34
12/17	Colts	S	2	1	0.5	1t	1	1	4	4.0	4	0	W	39-36+
12/24	Giants	P	0	0	0.0	0	0	1	5	5.0	5	0	W	27-24
01/01	at Packers	S	0	0	0.0	0	0	0	0	0.0	0	0	L	17-41
01/08	at Bears	P	0	0	0.0	0	0	4	47	11.8	17	0	W	29-13
2022 TOTALS		17-4	4	7	1.8	3T	2	10	86	8.6	17	0	13-4	

+ - Overtime

2021 GAME-BY-GAME REGULAR-SEASON STATISTICS (VIKINGS)

			RUSHING					RECEIVING						
DATE	OPPONENT	P/S	NO.	YDS.	AVG.	LG	TD	NO.	YDS.	AVG.	LG	TD	W/L	SCORE
09/12	at Bengals	S	0	0	0.0	0	0	2	9	4.5	6	0	L	24-27+
09/19	at Cardinals	P	0	0	0.0	0	0	0	0	0.0	0	0	L	33-34
09/26	Seahawks	S	2	2	1.0	2	0	0	0	0.0	0	0	W	30-17
10/03	Browns	S	1	1	1.0	1	0	0	0	0.0	0	0	L	7-14
10/10	Lions	P	1	1	1.0	1	0	1	14	14.0	14	0	W	19-17
10/17	at Panthers	S	1	30	30.0	30	0	0	0	0.0	0	0	W	34-28+
10/31	Cowboys	P	1	0	0.0	0	0	3	3	1.0	9	0	L	16-20
11/07	at Ravens	S	0	0	0.0	0	0	1	27	27.0	27	0	L	31-34+
11/14	at Chargers	P	0	0	0.0	0	0	3	13	4.3	7	0	W	27-20
11/21	Packers	P	1	0	0.0	0	0	0	0	0.0	0	0	W	34-31
11/28	at 49ers	P	0	0	0.0	0	0	1	16	16.0	16	0	L	26-34
12/05	at Lions	P	0	0	0.0	0	0	1	19	19.0	19	0	L	27-29
12/09	Steelers	P	0	0	0.0	0	0	0	0	0.0	0	0	W	36-28
12/20	at Bears	S	0	0	0.0	0	0	1	3	3.0	3	0	W	17-9
12/26	Rams	S	0	0	0.0	0	0	2	13	6.5	9	0	L	23-30
01/02	at Packers	S	0	0	0.0	0	0	1	1	1.0	1	0	L	10-37
01/09	Bears	P	0	0	0.0	0	0	1	7	7.0	7	0	W	31-17
2021 TOTALS		17-8	7	34	4.9	30	0	17	125	7.4	27	0	8-9	

+ - Overtime

2020 GAME-BY-GAME REGULAR-SEASON STATISTICS (VIKINGS)

DATE	OPPONENT	P/S	RUSHING					RECEIVING					W/L	SCORE
			NO.	YDS.	AVG.	LG	TD	NO.	YDS.	AVG.	LG	TD		
09/13	Packers	S	0	0	0.0	0	0	0	0	0.0	0	0	L	34-43
09/20	at Colts	P	1	4	4.0	4	0	0	0	0.0	0	0	L	11-28
09/27	Titans	S	0	0	0.0	0	0	1	11	11.0	11	0	L	30-31
10/04	at Texans	S	1	2	2.0	2	0	0	0	0.0	0	0	W	31-23
10/11	at Seahawks	P	0	0	0.0	0	0	0	0	0.0	0	0	L	26-27
10/18	Falcons	P	0	0	0.0	0	0	0	0	0.0	0	0	L	23-40
11/01	at Packers	S	1	2	2.0	2	0	0	0	0.0	0	0	W	28-22
11/08	Lions	S	0	0	0.0	0	0	0	0	0.0	0	0	W	34-20
11/16	at Bears	S	0	0	0.0	0	0	1	8	8.0	8	0	W	19-13
11/22	Cowboys	P	0	0	0.0	0	0	0	0	0.0	0	0	L	28-31
11/29	Panthers	S	1	10	10.0	10	0	0	0	0.0	0	0	W	28-27
12/06	Jaguars	S	0	0	0.0	0	0	1	12	12.0	12t	1	W	27-24+
12/13	at Buccaneers	S	1	0	0.0	0	0	3	22	7.3	9	0	L	14-26
12/20	Bears	S	0	0	0.0	0	0	0	0	0.0	0	0	L	27-33
12/25	at Saints												L	33-52
01/03	at Lions	S	0	0	0.0	0	0	2	44	22.0	30	0	W	37-35
2020 TOTALS		15-11	5	18	3.6	10	0	8	97	12.1	30	1	7-9	

+ - Overtime

2019 GAME-BY-GAME REGULAR-SEASON STATISTICS (VIKINGS)

DATE	OPPONENT	P/S	RUSHING					RECEIVING					W/L	SCORE
			NO.	YDS.	AVG.	LG	TD	NO.	YDS.	AVG.	LG	TD		
09/08	Falcons	S	0	0	0.0	0	0	0	0	0.0	0	0	W	28-12
09/15	at Packers	P	0	0	0.0	0	0	0	0	0.0	0	0	L	16-21
09/22	Raiders	S	0	0	0.0	0	0	1	0	0.0	0	0	W	34-14
09/29	at Bears	S	0	0	0.0	0	0	3	10	3.3	4	0	L	6-16
10/06	at Giants	P	0	0	0.0	0	0	1	-1	-1.0	-1	0	W	28-10
10/13	Eagles	P	0	0	0.0	0	0	0	0	0.0	0	0	W	38-20
10/20	at Lions	P	1	9	9.0	9	0	1	5	5.0	5t	1	W	42-30
10/24	Redskins	P	0	0	0.0	0	0	0	0	0.0	0	0	W	19-9
11/03	at Chiefs	S	0	0	0.0	0	0	2	37	18.5	32	0	L	23-26
11/10	at Cowboys	P	1	-1	-1.0	-1	0	0	0	0.0	0	0	W	28-24
11/17	Broncos	S	1	0	0.0	0	0	1	6	6.0	6	0	W	27-23
12/02	at Seahawks	S	0	0	0.0	0	0	2	42	21.0	36	0	L	30-37
12/08	Lions	P	1	0	0.0	0	0	1	25	25.0	25	0	W	20-7
12/15	at Chargers	P	1	5	5.0	5	0	3	13	4.3	10	0	W	39-10
12/23	Packers	S	0	0	0.0	0	0	2	12	6.0	7	0	L	10-23
12/29	Bears	P	2	4	2.0	3	0	0	0	0.0	0	0	L	19-21
2019 TOTALS		16-7	7	17	2.4	9	0	17	149	8.8	36	1	10-6	

2018 GAME-BY-GAME REGULAR-SEASON STATISTICS (VIKINGS)

DATE	OPPONENT	P/S	RUSHING					RECEIVING					W/L/T	SCORE
			NO.	YDS.	AVG.	LG	TD	NO.	YDS.	AVG.	LG	TD		
09/09	49ers	P	0	0	0.0	0	0	0	0	0.0	0	0	W	24-16
09/16	at Packers	P	1	5	5.0	5	0	0	0	0.0	0	0	T	29-29
09/23	Bills	P	0	0	0.0	0	0	5	47	9.4	17	0	L	6-27
09/27	at Rams	P	0	0	0.0	0	0	2	7	3.5	6	0	L	31-38
10/07	at Eagles	P	0	0	0.0	0	0	1	7	7.0	7	0	W	23-21
10/14	Cardinals	P	1	1	1.0	1	0	0	0	0.0	0	0	W	27-17
10/21	at Jets	P	0	0	0.0	0	0	0	0	0.0	0	0	W	37-17
10/28	Saints	S	2	1	0.5	1	0	0	0	0.0	0	0	L	20-30
11/04	Lions	P	0	0	0.0	0	0	0	0	0.0	0	0	W	24-9
11/18	at Bears	P	0	0	0.0	0	0	0	0	0.0	0	0	L	20-25
11/25	Packers	P	1	0	0.0	0	0	1	13	13.0	13	0	W	24-17
12/02	at Patriots	P	0	0	0.0	0	0	2	11	5.5	6	0	L	10-24
12/10	at Seahawks	P	0	0	0.0	0	0	0	0	0.0	0	0	L	7-21
12/16	Dolphins	P	0	0	0.0	0	0	0	0	0.0	0	0	W	41-17
12/23	at Lions	S	1	1	1.0	1	0	0	0	0.0	0	0	W	27-9
12/30	Bears												L	10-24
ON INACTIVE LIST														
2018 TOTALS		15-2	6	8	1.3	5	0	11	85	7.7	17	0	8-7-1	

2017 GAME-BY-GAME REGULAR-SEASON STATISTICS (VIKINGS)

DATE	OPPONENT	P/S	RUSHING					RECEIVING					W/L/T	SCORE
			NO.	YDS.	AVG.	LG	TD	NO.	YDS.	AVG.	LG	TD		
09/11	Saints	P	0	0	0.0	0	0	0	0	0.0	0	0	W	29-19
09/17	at Steelers	P	1	1	1.0	1t	1	0	0	0.0	0	0	L	9-26
09/24	Buccaneers	P	0	0	0.0	0	0	1	12	12.0	12	0	W	34-17
10/01	Lions	P	0	0	0.0	0	0	0	0	0.0	0	0	L	7-14
10/09	at Bears	P	1	0	0.0	0	0	1	11	11.0	11	0	W	20-17
10/15	Packers	P	0	0	0.0	0	0	0	0	0.0	0	0	W	23-10
10/22	Ravens	P	0	0	0.0	0	0	1	12	12.0	12	0	W	24-16
10/29	at Browns	P	0	0	0.0	0	0	0	0	0.0	0	0	W	33-16
11/12	at Redskins	P	1	3	3.0	3	0	0	0	0.0	0	0	W	38-30
11/19	Rams	P	3	8	2.7	3	0	0	0	0.0	0	0	W	24-7
11/23	at Lions	P	0	0	0.0	0	0	0	0	0.0	0	0	W	30-23
12/03	at Falcons	P	1	1	1.0	1	0	1	12	12.0	12	0	W	14-9
12/10	at Panthers	P	0	0	0.0	0	0	1	9	9.0	9	0	L	24-31
12/17	Bengals	S	0	0	0.0	0	0	1	6	6.0	6	0	W	34-7
12/23	at Packers	P	0	0	0.0	0	0	0	0	0.0	0	0	W	16-0
12/31	Bears	P	0	0	0.0	0	0	1	6	6.0	6	0	W	23-10
2017 TOTALS		16-1	7	13	1.9	3	1	7	68	9.7	12	0	13-3	

2019 GAME-BY-GAME POSTSEASON STATISTICS (VIKINGS)

			RUSHING					RECEIVING						
DATE	OPPONENT	P/S	NO.	YDS.	AVG.	LG	TD	NO.	YDS.	AVG.	LG	TD	W/L	SCORE
01/05	at Saints	P	1	3	3.0	3	0	0	0	0.0	0	0	W	26-20+
01/11	at 49ers	S	0	0	0.0	0	0	0	0	0.0	0	0	L	10-27
2019 TOTALS		2-1	1	3	3.0	3	0	0	0	0.0	0	0	1-1	

+ - Overtime

2017 GAME-BY-GAME POSTSEASON STATISTICS (VIKINGS)

			RUSHING					RECEIVING						
DATE	OPPONENT	P/S	NO.	YDS.	AVG.	LG	TD	NO.	YDS.	AVG.	LG	TD	W/L	SCORE
01/14	Saints	P	1	7	7.0	7	0	0	0	0.0	0	0	W	29-24
01/21	at Eagles	P	0	0	0.0	0	0	0	0	0.0	0	0	L	7-38
2017 TOTALS		2-0	1	7	7.0	7	0	0	0	0.0	0	0	1-1	



JORDAN HICKS



58

LINEBACKER

Ht: 6-1

DOB: 6-27-92

Vikings Season: 2

Acquired: FA '22

Wt: 236

College: Texas

NFL Season: 9

2023 GP/GS

2/2

CAREER GP/GS

111/108

PLAYOFF GP/GS

4/3

KEY TRANSACTIONS

- Drafted in the third round (No. 84 overall) in the 2015 NFL Draft by the Philadelphia Eagles 5/1/15.
- Placed on IR by the Philadelphia Eagles on 11/9/15.
- Placed on IR by the Philadelphia Eagles on 10/31/17.
- Signed with the Arizona Cardinals on 3/15/19.
- Released by the Arizona Cardinals on 3/9/22.
- Signed by the Minnesota Vikings on 3/17/22.

OFF THE FIELD

- Launched TopTier Wealth Management in 2018, a financial management firm that aides professional athletes with their financial planning.
- Has two sons, Ayven and Lukah, and a daughter, Taliya, with his wife, Ivana.
- Born in Colorado Springs, Colorado, and also lived in Indiana (ages 1-6) and South Carolina (ages 6-11) before moving to Ohio.

CAREER NOTES

2023 | MINNESOTA VIKINGS

- Selected a team captain for the 2023 season.
- Led all Vikings linebackers in defensive snaps through the first two games.

2022 | MINNESOTA VIKINGS

- Finished the 2022 regular season with the second-most tackles (129) on the team. Also tallied 3.0 sacks, 10 passes defended and four QB hits.
- Started his first playoff game as a Viking and tallied eight tackles (six solo) (1/15/23).
- Tallied eight tackles (seven solo), including a tackle for a loss and one pass defended in Detroit. Now has 106 tackles on the season, the second-most behind LB Eric Kendricks who has a team-leading 107 (12/11).
- Made his 100th career start and tallied his third sack of the season, upping his career sacks to 13.5 (11/24).
- Played his 100th career game and finished with 12 total tackles (10 solo) and two passes defended, marking the first time in his career he's recorded that stat line (11/6).
- Notched his 25th game with double-digit tackles, registering 11 at Miami. Also had 1.0 sack, two quarterback hits and one pass defended (10/16).
- Tallied his third career game with 14 total tackles, his single-game career-high. Also had one pass defended (9/25).
- Notched the 12th interception of his career, which leads all linebackers since 2015, when he entered the league (9/19).
- Made his Vikings debut against Green Bay and tallied 14 total tackles, 1.0 sack and a forced fumble (9/11). His 14 total tackles on the day tied a career-high (9/11).

2021 | ARIZONA CARDINALS

- Named a team captain for the second consecutive season and started every game for the third consecutive season.
- One of only two players in the NFL (MIN's Eric Kendricks) to record 100+ tackles and 4.0+ sacks on the season.
- Recipient of the Steve Schoenfeld Media Good Guy Award, which is voted on by the Arizona PFWA chapter.

- Tallied a career-high 4.0 sacks while adding 116 tackles (75 solo), seven tackles for loss, five QB hits, five passes defended, one forced fumble and two fumble recoveries.

2020 | ARIZONA CARDINALS

- Named a team captain for the first time in his career and started all 16 games for the second consecutive season.
- Totaled a team-high 118 tackles, a career-high-tying 11 tackles for loss and one INT.

2019 | ARIZONA CARDINALS

- Started all 16 games for the second time in his career and totaled a career-high 150 tackles, 11 tackles for loss, 1.5 sacks, three INTs, two forced fumbles and a fumble recovery.
- Ranked third in the NFL in tackles and tied for the league lead with a franchise-record nine games with 10+ tackles.
- Played all 1,132 of the Cardinals defensive snaps, which led all NFL defenders.

2018 | PHILADELPHIA EAGLES

- Started 12 games and appeared in both postseason contests (one start).
- Recorded 89 tackles, a career-high 3.0 sacks, six QB hits, five tackles for loss, five passes defended and a fumble recovery in the regular season.
- Had a team-high seven tackles, a career-high 1.5 sacks, a tackle for loss, two QB hits and a pass defended vs. Atl (9/6).

2017 | PHILADELPHIA EAGLES

- Started the first seven games and had 28 tackles and a fumble recovery before an Achilles injury ended his season.

2016 | PHILADELPHIA EAGLES

- Started all 16 games in his second NFL season and set career highs in tackles (95), INTs (five) and passes defended (11).
- Led all NFL LBs and tied for fifth in the NFL with five INTs; league's only non-DB with at least five INTs and the most by a non-DB for the Eagles since 1974 (Bill Bergey, five).
- Joined Rams Alex Ogbert (11) as the NFL's only ILBs with at least 11 passes defended.
- With six total takeaways in 2016 (five INT, one FR), Hicks became the first NFL LB to record 11+ takeaways in their first 24 career games since Hall of Famer Jack Ham (1971-72)

2015 | PHILADELPHIA EAGLES

- Appeared in eight games (five starts) during his rookie campaign, collecting 54 tackles, a sack, two INTs (one returned for a TD), three passes defended, a career-high three fumble recoveries, a forced fumble and a special teams tackle.
- Saw his first career action on defense, totaling seven tackles and dropping Tony Romo for a sack-fumble in the third quarter vs. Dal (9/20).
- Made his first career start and totaled 14 tackles while adding his first career INT and recovered his first career fumble @ NYJ (9/27).

COLLEGE - TEXAS

- A five-year LB who appeared in 45 career games (28 starts), recording 299 tackles (148 solo), 24 tackles for loss, 5.5 sacks, two INTs, seven passes defended and a fumble recovery.
- As a senior in 2014, Hicks started all 13 games at weakside LB and was named a second-team All-American selection by the Walter Camp Football Foundation and the Football Writers Association of America (FWAA).
- Second Team All-Big 12 selection by The Associated Press and the coaches
- Was a First-Team Academic All-Big 12 choice.
- Led the team with a career-high 147 tackles, which tied for seventh on the UT all-time single-season list and was the most since Winfred Tubbs tallied 157 in 1992.

PREP - LAKOTA WEST (OHIO)

- Attended Lakota West (Cincinnati, Ohio) High School where he was a prep All-American, two-time First-Team All-State, all-county and all-district selection at LB.
- Named the Butkus Award winner as the nation's top LB and Gatorade's Ohio High School Player of the Year as a senior in 2009.
- Also named a USA TODAY, EA Sports and PARADE First-Team All-American selection that year.
- Posted 216 tackles, 8.5 sacks, 36 TFL, three forced fumbles, four INTs, 10 PBUs and a TD over his final three seasons.
- Also lettered in basketball and set district records for most varsity basketball games played (87) and total steals (170).

JORDAN HICKS' NFL REGULAR SEASON DEFENSIVE STATISTICS

DATE	TEAM	GP	GS	TACKLES							INTERCEPTIONS						O. FUMB				ST				MISC										
				TK	S	A	TFL	YDS	SK	YDS	QBH	NO	YDS	LG	TD	PD	FF	FR	TD	YDS	TK	S	A	FF	FR	S	A								
2023	Vikings	2	2	14	9	5	1	0	0.0	0.0	0	0	0	0	0	0	0	0	0	0	0	0	0	0	0	0	0	0	0	0	0	0	0	0	0
2022	Vikings	17	17	129	86	43	2	2	3.0	11.0	4	1	19	19	0	10	1	0	0	0	0	0	0	0	0	0	0	0	0	0	0	0	0	0	0
2021	Cardinals	17	17	116	75	41	7	32	4.0	38.0	5	0	0	0	0	5	1	2	0	0	0	0	0	0	0	0	0	0	0	0	0	0	0	0	0
2020	Cardinals	16	16	118	78	40	11	25	0.0	0.0	1	1	6	6	0	4	0	0	0	0	0	0	0	0	0	0	0	0	0	0	0	0	0	0	0
2019	Cardinals	16	16	150	93	57	11	27	1.5	11.5	7	3	64	48	0	6	2	1	0	0	0	0	0	0	0	0	0	0	0	0	0	0	0	0	0
2018	Eagles	12	12	91	61	30	5	35	3.0	22.0	6	0	0	0	0	5	0	1	0	13	0	0	0	0	0	0	0	0	0	0	0	0	0	0	0
2017	Eagles	7	7	28	19	9	0	0	0.0	0.0	2	0	0	0	0	0	0	1	0	0	0	0	0	0	0	0	0	0	0	0	0	0	0	0	0
2016	Eagles	16	16	85	58	27	6	16	1.0	3.0	5	5	41	34	0	11	0	1	0	0	0	0	0	0	0	0	0	0	0	0	0	0	0	0	0
2015	Eagles	8	5	49	42	7	1	3	1.0	6.0	1	2	67	67t	1	3	1	3	0	11	1	1	0	0	0	0	0	0	0	0	0	0	0	0	0
NFL TOTALS		111		108	780	521	259	44	140	13.5	91.5	31	12	197	67T	1	44	5	9	0	24	1	1	0	0	0	0	0	0	0	0	0	0	0	0

JORDAN HICKS' NFL POSTSEASON DEFENSIVE STATISTICS

DATE	TEAM	GP	GS	TACKLES							INTERCEPTIONS						O. FUMB				ST				MISC												
				TK	S	A	TFL	YDS	SK	YDS	QBH	NO	YDS	LG	TD	PD	FF	FR	TD	YDS	TK	S	A	FF	FR	S	A										
2022	Vikings	1	1	8	6	2	0	0	0.0	0.0	0	0	0	0	0	0	0	0	0	0	0	0	0	0	0	0	0	0	0	0	0	0	0	0	0	0	
2021	Cardinals	1	1	8	2	6	0	0	0.0	0.0	0	0	0	0	0	0	0	0	0	0	0	0	0	0	0	0	0	0	0	0	0	0	0	0	0	0	0
2018	Eagles	2	1	12	9	3	1	1	0.0	0.0	0	0	0	0	0	0	0	0	0	0	0	0	0	0	0	0	0	0	0	0	0	0	0	0	0	0	
2017	Eagles	0	0	0	0	0	0	0	0.0	0.0	0	0	0	0	0	0	0	0	0	0	0	0	0	0	0	0	0	0	0	0	0	0	0	0	0	0	
NFL TOTALS		4		3	28	17	1	1	0.0	0.0	0	0	0	0	0	0	0	0	0	0	0	0	0	0	0	0	0	0	0	0	0	0	0	0	0	0	

SINGLE-GAME HIGHS: DEFENSIVE

Total Tackles	14 vs. DET, Sep 25, 2022 ...2 more at 14.	Tackles For Loss	3 at CAR, Oct 04, 2020 ...1 more at 3.
Solo Tackles	10 at WAS, Nov 06, 2022 ...2 more at 10.	Interceptions	2 vs. DAL, Jan 01, 2017
Sacks	2.0 at CLE, Oct 17, 2021	Interception Return Yards	67 at DAL, Nov 08, 2015
Passes Defensed	2 at WAS, Nov 06, 2022 ...5 more at 2.	Special Teams Tackles	1 at DAL, Nov 08, 2015
Forced Fumbles	2 vs. SEA, Sep 29, 2019	Longest Opp Fumble Return	13 at TB, Sep 16, 2018
Fumble Recoveries	2 at SF, Nov 07, 2021		

SINGLE-GAME HIGHS - POSTSEASON: DEFENSIVE

Total Tackles	9 at NO, Jan 13, 2019	Tackles For Loss	1 at CHI, Jan 06, 2019
Solo Tackles	6 vs. NYG, Jan 15, 2023 ...1 more at 6.		

2023 GAME-BY-GAME REGULAR-SEASON STATISTICS (VIKINGS)

DATE	OPPONENT	P/S	TACKLES							INTERCEPTIONS						O. FUMB				ST				MISC										
			TK	S	A	SK	YDS	TFL	YDS	QBH	NO	YDS	LG	TD	PD	FF	FR	TD	YDS	TK	S	A	FF	FR	S	A	W/L	SCORE						
09/10	Buccaneers	S	3	1	2	0.0	0.0	0	0	0	0	0	0	0	0	0	0	0	0	0	0	0	0	0	0	0	0	0	0	0	0	L	17-20	
09/14	at Eagles	S	11	8	3	0.0	0.0	1	0	0	0	0	0	0	0	0	0	0	0	0	0	0	0	0	0	0	0	0	0	0	L	28-34		
2023 TOTALS		2-2	14	9	5	0.0	0.0	1	0	0	0	0	0	0	0	0	0	0	0	0	0	0	0	0	0	0	0	0	0	0	0	0	0	0-2

2022 GAME-BY-GAME REGULAR-SEASON STATISTICS (VIKINGS)

DATE	OPPONENT	P/S	TACKLES							INTERCEPTIONS					O. FUMB				ST				MISC		SCORE				
			TK	S	A	SK	YDS	TFL	YDS	QBH	NO	YDS	LG	TD	PD	FF	FR	TD	YDS	TK	S	A	FF	FR		S	A	W/L	
09/11	Packers	S	14	9	5	1.0	11.0	0	0	1	0	0	0	0	0	1	0	0	0	0	0	0	0	0	0	0	0	W	23-7
09/19	at Eagles	S	3	3	0	0.0	0.0	0	0	0	1	19	19	0	1	0	0	0	0	0	0	0	0	0	0	0	L	7-24	
09/25	Lions	S	14	10	4	0.0	0.0	0	0	0	0	0	0	0	1	0	0	0	0	0	0	0	0	0	0	0	W	28-24	
10/02	at Saints	S	7	4	3	0.0	0.0	0	0	0	0	0	0	0	0	0	0	0	0	0	0	0	0	0	0	0	W	28-25	
10/09	Bears	S	7	2	5	0.0	0.0	0	0	0	0	0	0	0	1	0	0	0	0	0	0	0	0	0	0	0	W	29-22	
10/16	at Dolphins	S	11	8	3	1.0	0.0	0	0	2	0	0	0	0	1	0	0	0	0	0	0	0	0	0	0	0	W	24-16	
10/30	Cardinals	S	6	6	0	0.0	0.0	0	0	0	0	0	0	0	0	0	0	0	0	0	0	0	0	0	0	0	W	34-26	
11/06	at Commanders	S	12	10	2	0.0	0.0	0	0	0	0	0	0	0	2	0	0	0	0	0	0	0	0	0	0	0	W	20-17	
11/13	at Bills	S	3	3	0	0.0	0.0	0	0	0	0	0	0	0	1	0	0	0	0	0	0	0	0	0	0	0	W	33-30+	
11/20	Cowboys	S	7	4	3	0.0	0.0	0	0	0	0	0	0	0	0	0	0	0	0	0	0	0	0	0	0	0	L	3-40	
11/24	Patriots	S	8	6	2	1.0	0.0	0	0	1	0	0	0	0	0	0	0	0	0	0	0	0	0	0	0	0	W	33-26	
12/04	Jets	S	6	4	2	0.0	0.0	0	0	0	0	0	0	0	1	0	0	0	0	0	0	0	0	0	0	0	W	27-22	
12/11	at Lions	S	8	7	1	0.0	0.0	1	2	0	0	0	0	0	1	0	0	0	0	0	0	0	0	0	0	0	L	23-34	
12/17	Colts	S	7	3	4	0.0	0.0	1	0	0	0	0	0	0	0	0	0	0	0	0	0	0	0	0	0	0	W	39-36+	
12/24	Giants	S	10	5	5	0.0	0.0	0	0	0	0	0	0	0	1	0	0	0	0	0	0	0	0	0	0	0	W	27-24	
01/01	at Packers	S	4	1	3	0.0	0.0	0	0	0	0	0	0	0	0	0	0	0	0	0	0	0	0	0	0	0	L	17-41	
01/08	at Bears	S	2	1	1	0.0	0.0	0	0	0	0	0	0	0	0	0	0	0	0	0	0	0	0	0	0	0	W	29-13	
2022 TOTALS		17-17	129	86	43	3.0	11.0	2	2	4	1	19	19	0	10	1	0	0	0	0	0	0	0	0	0	0	0	13-4	

+ - Overtime

2021 GAME-BY-GAME REGULAR-SEASON STATISTICS (CARDINALS)

DATE	OPPONENT	P/S	TACKLES							INTERCEPTIONS					O. FUMB				ST				MISC		SCORE			
			TK	S	A	SK	YDS	TFL	YDS	QBH	NO	YDS	LG	TD	PD	FF	FR	TD	YDS	TK	S	A	FF	FR		S	A	W/L
09/12	at Titans	S	4	3	1	0.0	0.0	0	0	0	0	0	0	0	0	0	0	0	0	0	0	0	0	0	0	0	W	38-13
09/19	Vikings	S	6	3	3	0.0	0.0	0	0	0	0	0	0	0	1	0	0	0	0	0	0	0	0	0	0	0	W	34-33
09/26	at Jaguars	S	12	7	5	1.0	11.0	0	0	1	0	0	0	0	1	1	0	0	0	0	0	0	0	0	0	0	W	31-19
10/03	at Rams	S	8	6	2	0.0	0.0	0	0	0	0	0	0	0	0	0	0	0	0	0	0	0	0	0	0	0	W	37-20
10/10	49ers	S	6	4	2	0.0	0.0	0	0	0	0	0	0	0	0	0	0	0	0	0	0	0	0	0	0	0	W	17-10
10/17	at Browns	S	6	4	2	2.0	16.0	2	16	2	0	0	0	0	0	0	0	0	0	0	0	0	0	0	0	0	W	37-14
10/24	Texans	S	2	2	0	0.0	0.0	0	0	0	0	0	0	0	0	0	0	0	0	0	0	0	0	0	0	0	W	31-5
10/28	Packers	S	12	7	5	0.0	0.0	1	2	0	0	0	0	0	0	0	0	0	0	0	0	0	0	0	0	0	L	21-24
11/07	at 49ers	S	8	5	3	0.0	0.0	1	0	0	0	0	0	0	0	0	2	0	0	0	0	0	0	0	0	0	W	31-17
11/14	Panthers	S	10	8	2	0.0	0.0	0	0	0	0	0	0	0	1	0	0	0	0	0	0	0	0	0	0	0	L	10-34
11/21	at Seahawks	S	8	4	4	0.0	0.0	0	0	0	0	0	0	0	1	0	0	0	0	0	0	0	0	0	0	0	W	23-13
12/05	at Bears	S	12	8	4	1.0	11.0	2	13	1	0	0	0	0	0	0	0	0	0	0	0	0	0	0	0	0	W	33-22
12/13	Rams	S	7	6	1	0.0	0.0	0	0	0	0	0	0	0	0	0	0	0	0	0	0	0	0	0	0	0	L	23-30
12/19	at Lions	S	5	3	2	0.0	0.0	0	0	0	0	0	0	0	1	0	0	0	0	0	0	0	0	0	0	0	L	12-30
12/25	Colts	S	4	2	2	0.0	0.0	1	1	0	0	0	0	0	0	0	0	0	0	0	0	0	0	0	0	0	L	16-22
01/02	at Cowboys	S	1	1	0	0.0	0.0	0	0	0	0	0	0	0	0	0	0	0	0	0	0	0	0	0	0	0	W	25-22
01/09	Seahawks	S	5	2	3	0.0	0.0	0	0	1	0	0	0	0	0	0	0	0	0	0	0	0	0	0	0	0	L	30-38
2021 TOTALS		17-17	116	75	41	4.0	38.0	7	32	5	0	0	0	0	5	1	2	0	0	0	0	0	0	0	0	0	11-6	

2020 GAME-BY-GAME REGULAR-SEASON STATISTICS (CARDINALS)

DATE	OPPONENT	P/S	TACKLES							INTERCEPTIONS					O. FUMB				ST				MISC		SCORE				
			TK	S	A	SK	YDS	TFL	YDS	QBH	NO	YDS	LG	TD	PD	FF	FR	TD	YDS	TK	S	A	FF	FR		S	A	W/L	
09/13	at 49ers	S	6	4	2	0.0	0.0	1	6	0	0	0	0	0	0	0	0	0	0	0	0	0	0	0	0	0	0	W	24-20
09/20	Football Team	S	10	8	2	0.0	0.0	1	1	0	0	0	0	0	0	0	0	0	0	0	0	0	0	0	0	0	W	30-15	
09/27	Lions	S	5	3	2	0.0	0.0	0	0	0	0	0	0	0	0	0	0	0	0	0	0	0	0	0	0	L	23-26		
10/04	at Panthers	S	12	8	4	0.0	0.0	3	9	0	0	0	0	0	0	0	0	0	0	0	0	0	0	0	0	L	21-31		
10/11	at Jets	S	9	7	2	0.0	0.0	0	0	0	0	0	0	0	1	0	0	0	0	0	0	0	0	0	0	W	30-10		
10/19	at Cowboys	S	10	5	5	0.0	0.0	2	4	0	0	0	0	0	0	0	0	0	0	0	0	0	0	0	0	W	38-10		
10/25	Seahawks	S	7	4	3	0.0	0.0	0	0	0	0	0	0	0	0	0	0	0	0	0	0	0	0	0	0	W	37-34+		
11/08	Dolphins	S	7	4	3	0.0	0.0	1	2	0	0	0	0	0	0	0	0	0	0	0	0	0	0	0	0	L	31-34		
11/15	Bills	S	8	5	3	0.0	0.0	0	0	0	0	0	0	0	0	0	0	0	0	0	0	0	0	0	0	W	32-30		
11/19	at Seahawks	S	6	4	2	0.0	0.0	0	0	0	0	0	0	0	0	0	0	0	0	0	0	0	0	0	0	L	21-28		
11/29	at Patriots	S	7	6	1	0.0	0.0	0	0	0	0	0	0	0	1	0	0	0	0	0	0	0	0	0	0	L	17-20		
12/06	Rams	S	6	5	1	0.0	0.0	1	1	0	0	0	0	0	0	0	0	0	0	0	0	0	0	0	0	L	28-38		
12/13	at Giants	S	8	4	4	0.0	0.0	0	0	0	0	0	0	0	0	0	0	0	0	0	0	0	0	0	0	W	26-7		
12/20	Eagles	S	6	5	1	0.0	0.0	2	2	1	0	0	0	0	0	0	0	0	0	0	0	0	0	0	0	W	33-26		
12/26	49ers	S	6	3	3	0.0	0.0	0	0	0	0	0	0	0	1	0	0	0	0	0	0	0	0	0	0	L	12-20		
01/03	at Rams	S	5	3	2	0.0	0.0	0	0	0	1	6	6	0	1	0	0	0	0	0	0	0	0	0	0	L	7-18		
2020 TOTALS			16-16	118	78	40	0.0	0.0	11	25	1	1	6	6	0	4	0	0	0	0	0	0	0	0	0	0	0	8-8	

+ - Overtime

2019 GAME-BY-GAME REGULAR-SEASON STATISTICS (CARDINALS)

DATE	OPPONENT	P/S	TACKLES							INTERCEPTIONS					O. FUMB				ST				MISC		SCORE			
			TK	S	A	SK	YDS	TFL	YDS	QBH	NO	YDS	LG	TD	PD	FF	FR	TD	YDS	TK	S	A	FF	FR		S	A	W/L
09/08	Lions	S	14	7	7	0.0	0.0	2	3	2	0	0	0	0	0	0	0	0	0	0	0	0	0	0	0	0	T	27-27+
09/15	at Ravens	S	11	8	3	0.0	0.0	0	0	0	0	0	0	0	1	0	0	0	0	0	0	0	0	0	0	0	L	17-23
09/22	Panthers	S	11	5	6	0.0	0.0	0	0	0	0	0	0	0	0	0	0	0	0	0	0	0	0	0	0	L	20-38	
09/29	Seahawks	S	12	8	4	0.5	2.5	0	0	1	0	0	0	0	0	2	0	0	0	0	0	0	0	0	0	L	10-27	
10/06	at Bengals	S	6	3	3	0.0	0.0	1	1	1	0	0	0	0	1	0	0	0	0	0	0	0	0	0	0	W	26-23	
10/13	Falcons	S	9	4	5	0.0	0.0	0	0	0	0	0	0	0	0	0	0	0	0	0	0	0	0	0	0	W	34-33	
10/20	at Giants	S	7	4	3	0.0	0.0	0	0	0	1	14	14	0	1	0	0	0	0	0	0	0	0	0	0	W	27-21	
10/27	at Saints	S	10	6	4	0.0	0.0	1	3	0	0	0	0	0	1	0	0	0	0	0	0	0	0	0	0	L	9-31	
10/31	49ers	S	10	7	3	0.0	0.0	1	2	0	0	0	0	0	0	0	0	0	0	0	0	0	0	0	0	L	25-28	
11/10	at Buccaneers	S	9	6	3	0.0	0.0	1	2	0	1	2	2	0	1	0	0	0	0	0	0	0	0	0	0	L	27-30	
11/17	at 49ers	S	12	8	4	1.0	9.0	2	9	2	1	48	48	0	1	0	0	0	0	0	0	0	0	0	0	L	26-36	
12/01	Rams	S	5	3	2	0.0	0.0	0	0	0	0	0	0	0	0	0	0	0	0	0	0	0	0	0	0	L	7-34	
12/08	Steelers	S	5	4	1	0.0	0.0	0	0	0	0	0	0	0	0	0	0	0	0	0	0	0	0	0	0	L	17-23	
12/15	Browns	S	10	9	1	0.0	0.0	1	6	0	0	0	0	0	0	0	0	0	0	0	0	0	0	0	0	W	38-24	
12/22	at Seahawks	S	6	5	1	0.0	0.0	2	1	0	0	0	0	0	0	0	1	0	0	0	0	0	0	0	0	W	27-13	
12/29	at Rams	S	13	6	7	0.0	0.0	0	0	1	0	0	0	0	0	0	0	0	0	0	0	0	0	0	0	L	24-31	
2019 TOTALS			16-16	150	93	57	1.5	11.5	11	27	7	3	64	48	0	6	2	1	0	0	0	0	0	0	0	0	5-10-1	

+ - Overtime

2018 GAME-BY-GAME REGULAR-SEASON STATISTICS (EAGLES)

DATE	OPPONENT	P/S	TACKLES							INTERCEPTIONS					O. FUMB				ST				MISC		W/L	SCORE		
			TK	S	A	SK	YDS	TFL	YDS	QBH	NO	YDS	LG	TD	PD	FF	FR	TD	YDS	TK	S	A	FF	FR			S	A
09/06	Falcons	S	7	5	2	1.5	12.5	1	9	2	0	0	0	0	1	0	0	0	0	0	0	0	0	0	0	0	W	18-12
09/16	at Buccaneers	S	9	6	3	0.0	0.0	0	0	0	0	0	0	0	0	1	0	13	0	0	0	0	0	0	0	L	21-27	
09/23	Colts	S	8	8	0	0.0	0.0	0	0	0	0	0	0	2	0	0	0	0	0	0	0	0	0	0	0	W	20-16	
09/30	at Titans	S	7	6	1	0.0	0.0	1	12	0	0	0	0	0	0	0	0	0	0	0	0	0	0	0	0	L	23-26+	
10/07	Vikings	S	9	7	2	0.0	0.0	1	1	2	0	0	0	0	0	0	0	0	0	0	0	0	0	0	0	L	21-23	
10/11	at Giants	S	10	5	5	0.0	0.0	0	0	0	0	0	0	1	0	0	0	0	0	0	0	0	0	0	0	W	34-13	
10/21	Panthers	S	8	4	4	0.0	0.0	1	7	0	0	0	0	0	0	0	0	0	0	0	0	0	0	0	0	L	17-21	
10/28	at Jaguars	S	13	9	4	1.5	9.5	1	6	2	0	0	0	0	0	0	0	0	0	0	0	0	0	0	0	W	24-18	
11/11	Cowboys	S	7	3	4	0.0	0.0	0	0	0	0	0	0	0	0	0	0	0	0	0	0	0	0	0	0	L	20-27	
11/18	at Saints	S	7	5	2	0.0	0.0	0	0	0	0	0	0	0	0	0	0	0	0	0	0	0	0	0	0	L	7-48	
11/25	Giants																									W	25-22	
12/03	Redskins																									W	28-13	
12/09	at Cowboys																									L	23-29+	
12/16	at Rams																									W	30-23	
12/23	Texans	S	5	3	2	0.0	0.0	0	0	0	0	0	0	1	0	0	0	0	0	0	0	0	0	0	0	W	32-30	
12/30	at Redskins	S	1	0	1	0.0	0.0	0	0	0	0	0	0	0	0	0	0	0	0	0	0	0	0	0	0	W	24-0	
2018 TOTALS		12-12	91	61	30	3.0	22.0	5	35	6	0	0	0	0	5	0	1	0	13	0	0	0	0	0	0	0	9-7	

+ - Overtime

2017 GAME-BY-GAME REGULAR-SEASON STATISTICS (EAGLES)

DATE	OPPONENT	P/S	TACKLES							INTERCEPTIONS					O. FUMB				ST				MISC		W/L	SCORE	
			TK	S	A	SK	YDS	TFL	YDS	QBH	NO	YDS	LG	TD	PD	FF	FR	TD	YDS	TK	S	A	FF	FR			S
09/10	at Redskins	S	7	5	2	0.0	0.0	0	0	0	0	0	0	0	0	1	0	0	0	0	0	0	0	0	0	W	30-17
09/17	at Chiefs	S	3	1	2	0.0	0.0	0	0	2	0	0	0	0	0	0	0	0	0	0	0	0	0	0	0	L	20-27
09/24	Giants	S	1	0	1	0.0	0.0	0	0	0	0	0	0	0	0	0	0	0	0	0	0	0	0	0	0	W	27-24
10/01	at Chargers	S	9	8	1	0.0	0.0	0	0	0	0	0	0	0	0	0	0	0	0	0	0	0	0	0	0	W	26-24
10/08	Cardinals	S	4	3	1	0.0	0.0	0	0	0	0	0	0	0	0	0	0	0	0	0	0	0	0	0	0	W	34-7
10/12	at Panthers	S	4	2	2	0.0	0.0	0	0	0	0	0	0	0	0	0	0	0	0	0	0	0	0	0	0	W	28-23
10/23	Redskins	S	0	0	0	0.0	0.0	0	0	0	0	0	0	0	0	0	0	0	0	0	0	0	0	0	0	W	34-24
10/29	49ers																									W	33-10
11/05	Broncos																									W	51-23
11/19	at Cowboys																									W	37-9
11/26	Bears																									W	31-3
12/03	at Seahawks																									L	10-24
12/10	at Rams																									W	43-35
12/17	at Giants																									W	34-29
12/25	Raiders																									W	19-10
12/31	Cowboys																									L	0-6
2017 TOTALS		7-7	28	19	9	0.0	0.0	0	0	2	0	0	0	0	0	1	0	0	0	0	0	0	0	0	0	13-3	

2016 GAME-BY-GAME REGULAR-SEASON STATISTICS (EAGLES)

DATE	OPPONENT	P/S	TACKLES							INTERCEPTIONS					O. FUMB				ST				MISC			SCORE	
			TK	S	A	SK	YDS	TFL	YDS	QBH	NO	YDS	LG	TD	PD	FF	FR	TD	YDS	TK	S	A	FF	FR	S		A
09/11	Browns	S	4	4	0	0.0	0.0	0	0	0	0	0	0	0	1	0	0	0	0	0	0	0	0	0	0	W	29-10
09/19	at Bears	S	1	1	0	0.0	0.0	0	0	0	0	0	0	0	0	0	1	0	0	0	0	0	0	0	W	29-14	
09/25	Steelers	S	3	2	1	0.0	0.0	0	0	1	0	0	0	0	2	0	0	0	0	0	0	0	0	0	W	34-3	
10/09	at Lions	S	5	2	3	0.0	0.0	0	0	0	0	0	0	0	0	0	0	0	0	0	0	0	0	0	L	23-24	
10/16	at Redskins	S	7	3	4	0.0	0.0	2	0	0	0	0	0	0	0	0	0	0	0	0	0	0	0	0	L	20-27	
10/23	Vikings	S	11	8	3	1.0	3.0	3	13	2	0	0	0	0	2	0	0	0	0	0	0	0	0	0	W	21-10	
10/30	at Cowboys	S	6	4	2	0.0	0.0	0	0	1	1	0	0	0	1	0	0	0	0	0	0	0	0	0	L	23-29+	
11/06	at Giants	S	7	5	2	0.0	0.0	0	0	0	1	3	3	0	2	0	0	0	0	0	0	0	0	0	L	23-28	
11/13	Falcons	S	3	2	1	0.0	0.0	0	0	0	0	0	0	0	0	0	0	0	0	0	0	0	0	0	W	24-15	
11/20	at Seahawks	S	6	4	2	0.0	0.0	0	0	0	0	0	0	0	0	0	0	0	0	0	0	0	0	0	L	15-26	
11/28	Packers	S	9	7	2	0.0	0.0	0	0	1	0	0	0	0	0	0	0	0	0	0	0	0	0	0	L	13-27	
12/04	at Bengals	S	3	2	1	0.0	0.0	0	0	0	0	0	0	0	0	0	0	0	0	0	0	0	0	0	L	14-32	
12/11	Redskins	S	3	2	1	0.0	0.0	0	0	0	0	0	0	0	0	0	0	0	0	0	0	0	0	0	L	22-27	
12/18	at Ravens	S	5	3	2	0.0	0.0	1	3	0	1	34	34	0	1	0	0	0	0	0	0	0	0	0	L	26-27	
12/22	Giants	S	7	4	3	0.0	0.0	0	0	0	0	0	0	0	0	0	0	0	0	0	0	0	0	0	W	24-19	
01/01	Cowboys	S	5	5	0	0.0	0.0	0	0	0	2	4	2	0	2	0	0	0	0	0	0	0	0	0	W	27-13	
2016 TOTALS	16-16		85	58	27	1.0	3.0	6	16	5	5	41	34	0	11	0	1	0	0	0	0	0	0	0	0	7-9	

+ - Overtime

2015 GAME-BY-GAME REGULAR-SEASON STATISTICS (EAGLES)

DATE	OPPONENT	P/S	TACKLES							INTERCEPTIONS					O. FUMB				ST				MISC			SCORE
			TK	S	A	SK	YDS	TFL	YDS	QBH	NO	YDS	LG	TD	PD	FF	FR	TD	YDS	TK	S	A	FF	FR	S	
09/14	at Falcons	P	0	0	0	0.0	0.0	0	0	0	0	0	0	0	0	0	0	0	0	0	0	0	0	0	L	24-26
09/20	Cowboys	P	7	7	0	1.0	6.0	0	0	1	0	0	0	0	0	1	0	0	0	0	0	0	0	0	L	10-20
09/27	at Jets	S	10	9	1	0.0	0.0	0	0	0	1	0	0	0	1	0	1	0	11	0	0	0	0	0	W	24-17
10/04	at Redskins	P	6	3	3	0.0	0.0	0	0	0	0	0	0	0	0	0	1	0	0	0	0	0	0	0	L	20-23
10/11	Saints	S	4	2	2	0.0	0.0	0	0	0	0	0	0	0	1	0	1	0	0	0	0	0	0	0	W	39-17
10/19	Giants	S	10	10	0	0.0	0.0	1	3	0	0	0	0	0	0	0	0	0	0	0	0	0	0	0	W	27-7
10/25	at Panthers	S	6	6	0	0.0	0.0	0	0	0	0	0	0	0	0	0	0	0	0	0	0	0	0	0	L	16-27
11/08	at Cowboys	S	6	5	1	0.0	0.0	0	0	0	1	67	67	1	1	0	0	0	0	1	1	0	0	0	W	33-27+
2015 TOTALS	8-5		49	42	7	1.0	6.0	1	3	1	2	67	67T	1	3	1	3	0	11	1	1	0	0	0	0	4-4

+ - Overtime

2022 GAME-BY-GAME POSTSEASON STATISTICS (VIKINGS)

DATE	OPPONENT	P/S	TACKLES							INTERCEPTIONS					O. FUMB				ST				MISC			SCORE
			TK	S	A	SK	YDS	TFL	YDS	QBH	NO	YDS	LG	TD	PD	FF	FR	TD	YDS	TK	S	A	FF	FR	S	
01/15	Giants	S	8	6	2	0.0	0.0	0	0	0	0	0	0	0	0	0	0	0	0	0	0	0	0	0	L	24-31
2022 TOTALS	1-1		8	6	2	0.0	0.0	0	0	0	0	0	0	0	0	0	0	0	0	0	0	0	0	0	0	0-1

2021 GAME-BY-GAME POSTSEASON STATISTICS (CARDINALS)

DATE	OPPONENT	P/S	TACKLES							INTERCEPTIONS					O. FUMB				ST				MISC			SCORE
			TK	S	A	SK	YDS	TFL	YDS	QBH	NO	YDS	LG	TD	PD	FF	FR	TD	YDS	TK	S	A	FF	FR	S	
01/17	at Rams	S	8	2	6	0.0	0.0	0	0	0	0	0	0	0	0	0	0	0	0	0	0	0	0	0	L	11-34
2021 TOTALS	1-1		8	2	6	0.0	0.0	0	0	0	0	0	0	0	0	0	0	0	0	0	0	0	0	0	0	0-1

2018 GAME-BY-GAME POSTSEASON STATISTICS (EAGLES)

DATE	OPPONENT	P/S	TACKLES							INTERCEPTIONS					O. FUMB				ST				MISC			SCORE											
			TK	S	A	SK	YDS	TFL	YDS	QBH	NO	YDS	LG	TD	PD	FF	FR	TD	YDS	TK	S	A	FF	FR	S		A	W/L									
01/06	at Bears	S	3	3	0	0.0	0.0	1	1	0	0	0	0	0	0	0	0	0	0	0	0	0	0	0	0	0	0	0	0	0	0	0	0	0	0	W	16-15
01/13	at Saints	P	9	6	3	0.0	0.0	0	0	0	0	0	0	0	0	0	0	0	0	0	0	0	0	0	0	0	0	0	0	0	0	0	0	0	L	14-20	
2018 TOTALS		2-1	12	9	3	0.0	0.0	1	1	0	0	0	0	0	0	0	0	0	0	0	0	0	0	0	0	0	0	0	0	0	0	0	0	0	1-1		



THOMAS HOCKENSON



87

TIGHT END

Ht: 6-5

DOB: 7-3-97

Vikings Season: 2

Acquired: T (DET) '22

Wt: 248

College: Iowa

NFL Season: 5

2023 GP/GS

2/1

CAREER GP/GS

59/50

PLAYOFF GP/GS

1/1

KEY TRANSACTIONS

- Drafted eighth overall in the 2019 NFL Draft by the Detroit Lions.
- Placed on Reserve/COVID-19 on 7/29/20.
- Detroit Lions exercise fifth-year option on rookie contract on 4/26/22.
- Acquired via trade by Minnesota Vikings with Detroit Lions on 11/1/22.

OFF THE FIELD

- Open major at Iowa.
- Son of Teri and Tod Hockenson.
- High school coach was Curt Smyser.

HONORS

- Pro Bowl selection (2020).
- Pro Bowl selection (2023).
- Set an NFL record for the most receiving yards (131) by a tight end in their first career game in Week 1 at Arizona (9/8/19). His 131 receiving yards were the fourth-most by a tight end in Lions history and the most by a tight end since 1974.
- Ranked second among NFL tight ends by producing four games with eight-or-more receptions in 2021, establishing a new team record at the position.
- Had 60-or-more receptions in the 2020 and 2021 seasons, tying for the most 60-reception seasons by a tight end in Lions team history.

CAREER NOTES

2023 | MINNESOTA VIKINGS

- Caught 15 passes through the first two weeks of the season, the most among all tight ends in the NFL in 2023 and the most through the first two weeks of the season among all tight ends in Vikings history.

2022 | DETROIT LIONS/MINNESOTA VIKINGS

- Started his first playoff game and tallied 10 catches for 129 yards, setting the team record for most receptions by a tight end in a single postseason game. His 129 receiving yards the second-most by a tight end in a playoff game in franchise history (1/15/23).
- Recorded seven receptions for 59 yards in Week 17. Since joining the Vikings prior to Week 9, his 59 receptions are the eighth-most by a tight end in franchise history (1/1/23).
- Caught 13 passes for 109 receiving yards and two receiving touchdowns, marking his second career multi-touchdown game. Now three games with at least 100 yards receiving. His 13 receptions set a new single-game franchise record for most catches by a TE and it is also the most catches in a game by a TE this season (12/24).
- Converted on a 2-point conversion for the second time in his career and first as a Viking to tie the game and force OT against the Colts (12/17).
- Caught his first touchdown pass as a Viking, also the 16th of his career. His 26 catches since joining the club is the most by a Vikings tight end through their first four games with a club in NFL history (11/24).
- Notched a team record for most pass receptions by a TE in first season after three games played with 21.
- Set a franchise record for most receptions (16) by a tight end after his first two games played (11/13).

- Made his Vikings debut at Washington and caught nine passes for 70 yards, including a 19-yard reception, the longest by a Vikings tight end this season. His 70 receiving yards are also the most in a single game by a Vikings tight end this season (11/6).
- Became the second tight end in Detroit history to produce 80-or-more receiving yards in consecutive home games (10/23/22-10/30/22) and the first to do so since TE David Hill in 1981.
- Tallied 26 receptions for 395 yards (15.2 avg.) through the first seven games of 2022. His 395 receiving yards is the most by a tight end in Lions history through the first seven games of a season.
- Produced his seventh-career game with 80-or-more receiving yards, trailing only TE Charlie Sanders (eight) for the most by a tight end in Lions team history (10/30).
- Produced his second reception of 50-or-more yards on the season and the third 50-yard grab of his career in Week 8 against the Miami Dolphins (10/30).
- Set a Lions' franchise record for most receiving yards in a game by a tight end (179) against the Seahawks (10/2).
- Became the first tight end in NFL history to record a game of at least 175 receiving yards, two touchdowns and a two-point conversion (10/2). He is only the third player in NFL history to produce a game with such a stat-line (Roddy White, 2010; Isaac Bruce, 1995).
- Tallied his first multi-touchdown game in Week 4 against the Seattle Seahawks. Hockenson produced his 15th-career touchdown reception, tying Charlie Sanders for the most touchdown receptions a Lions tight end has had through four-career seasons (10/2).
- Produced his first touchdown of the season and 13th of his career. His 13 receiving touchdowns are the fourth-most a Lions tight end has produced through his first four NFL seasons (9/25).

2021 | DETROIT LIONS

- Finished his third NFL season in 2021. Among all-time Lions tight ends through three-career seasons, he has the most touchdowns (12), second-most receptions (160) and third-most receiving yards (1,673).
- Became the first tight end in NFL history to produce at least 50 receiving yards and a touchdown in the first three Week 1 games of a player's career.
- Ranked second among NFL tight ends by producing four games with eight-or-more receptions in 2021, establishing a new team record at the position.

2020 | DETROIT LIONS

- Became the first Lions tight end to make a Pro Bowl since 1999.
- Among all NFL tight ends in 2020, he ranked third in receiving yards (723), receptions of 10+ yards (33) and receiving first downs (40) while ranking fourth with 67 receptions.
- Set a Lions single-season tight end record by producing eight games with at least 50 receiving yards.
- His 723 receiving yards in 2020 were the second-most single-season yards by a tight end in franchise history while his 67 receptions ranked third.

2019 | DETROIT LIONS

- Played in 12 games (seven starts) in 2019 and recorded the second-most receptions (32) and receiving yards (367) by a Lions TE in their rookie season.
- Became the first tight end in franchise history to record at least one reception in each of their first 10 career games.
- Set an NFL record for the most receiving yards (131) by a tight end in their first career game in Week 1 at Arizona (9/8/19). His 131 receiving yards were the fourth-most by a tight end in Lions history and the most by a tight end since 1974.

COLLEGE - IOWA

- Ranks 38th in career receiving yards with 1,080 yards on 73 receptions, while scoring nine receiving touchdowns and one rushing touchdown.
- Ranked seventh in the Big Ten in receiving yards per game (58.5), eighth in receiving yards (760) and 11th in yards per catch (15.5).
- Recipient of 2018 John Mackey Award as top tight end in the nation.
- Led team in receiving yards (49-760) and was second in receptions and touchdowns (6) in 2018.
- Academic All-Big Ten (2017) and honorable mention Big Ten Conference All-Freshman team by BTN.com (2017).
- Redshirted in 2016.

PREP - CHARITON (IOWA)

- Four-year football letterman as tight end and defensive back, helping team reach state playoffs as a senior.
- Holds school records for receiving yards in a game, season, and career. Also holds records for touchdown receptions in a season and career.
- Named elite all-state first team as a senior.
- First-team all-state as a sophomore and junior.
- First-team all-district as sophomore, junior, and senior after earning honorable mention all-district as a freshman.

T.J. HOCKENSON'S NFL REGULAR SEASON RUSHING/RECEIVING STATISTICS

DATE	TEAM	GP	GS	RECEIVING					RUSHING				
				NO.	YDS.	AVG.	LG	TD	NO.	YDS.	AVG.	LG	TD
2023	Vikings	2	1	15	101	6.7	24	2	0	0	0.0	0	0
2022	Vikings	10	7	60	519	8.7	21	3	0	0	0.0	0	0
Went from Detroit to Minnesota .													
2022	Lions	7	7	26	395	15.2	81	3	0	0	0.0	0	0
2022	TOTAL	17	14	86	914	10.6	81	6	0	0	0.0	0	0
2021	Lions	12	12	61	583	9.6	33	4	0	0	0.0	0	0
2020	Lions	16	16	67	723	10.8	51	6	1	0	0.0	0	0
2019	Lions	12	7	32	367	11.5	39	2	0	0	0.0	0	0
NFL TOTALS		59	50	261	2,688	10.3	81	20	1	0	0.0	0	0

T.J. HOCKENSON'S NFL POSTSEASON RUSHING/RECEIVING STATISTICS

DATE	TEAM	GP	GS	RECEIVING					RUSHING				
				NO.	YDS.	AVG.	LG	TD	NO.	YDS.	AVG.	LG	TD
2022	Vikings	1	1	10	129	12.9	28	0	0	0	0.0	0	0
NFL TOTALS		1	1	10	129	12.9	28	0	0	0	0.0	0	0

SINGLE-GAME HIGHS: RUSHING/RECEIVING

Rush Attempts	1 at TEN, Dec 20, 2020	Receiving TDs	2 at PHI, Sep 14, 2023
Receptions	13 vs. NYG, Dec 24, 2022		...2 more at 2.
Receiving Yards	179 vs. SEA, Oct 02, 2022	All-Purpose Yards	179 vs. SEA, Oct 02, 2022
Receiving Average	26.7 vs. MIA, Oct 30, 2022	Most TDs	2 at PHI, Sep 14, 2023
Longest Receptions	81 vs. SEA, Oct 02, 2022		...2 more at 2.
		Miscellaneous Tackles	1 vs. MIN, Dec 05, 2021
			...2 more at 1.

SINGLE-GAME HIGHS - POSTSEASON: RECEIVING

Receptions	10 vs. NYG, Jan 15, 2023	Longest Receptions	28 vs. NYG, Jan 15, 2023
Receiving Yards	129 vs. NYG, Jan 15, 2023	All-Purpose Yards	129 vs. NYG, Jan 15, 2023
Receiving Average	12.9 vs. NYG, Jan 15, 2023		

100-YARD RECEIVING GAMES (3): REGULAR SEASON

DATE	TEAM	NO.	YDS.	AVG.	LG	TD
09/08/19	at Cardinals	6	131	21.8	39	1
10/02/22	SEAHAWKS	8	179	22.4	81	2
12/24/22	GIANTS	13	109	8.4	16	2

100-YARD RECEIVING GAMES (1): POSTSEASON

DATE	TEAM	NO.	YDS.	AVG.	LG	TD
01/15/23	GIANTS	10	129	12.9	28	0

2023 GAME-BY-GAME REGULAR-SEASON STATISTICS (VIKINGS)

			RECEIVING					RUSHING						
DATE	OPPONENT	P/S	NO.	YDS.	AVG.	LG	TD	NO.	YDS.	AVG.	LG	TD	W/L	SCORE
09/10	Buccaneers	S	8	35	4.4	14	0	0	0	0.0	0	0	L	17-20
09/14	at Eagles	P	7	66	9.4	24	2	0	0	0.0	0	0	L	28-34
2023 TOTALS		2-1	15	101	6.7	24	2	0	0	0.0	0	0	0-2	

2022 GAME-BY-GAME REGULAR-SEASON STATISTICS (LIONS/VIKINGS)

			RECEIVING					RUSHING						
DATE	OPPONENT	P/S	NO.	YDS.	AVG.	LG	TD	NO.	YDS.	AVG.	LG	TD	W/L	SCORE
09/11	Eagles	S	4	38	9.5	16	0	0	0	0.0	0	0	L	35-38
09/18	Commanders	S	3	26	8.7	18	0	0	0	0.0	0	0	W	36-27
09/25	at Vikings	S	3	18	6.0	7	1	0	0	0.0	0	0	L	24-28
10/02	Seahawks	S	8	179	22.4	81	2	0	0	0.0	0	0	L	45-48
10/09	at Patriots	S	1	6	6.0	6	0	0	0	0.0	0	0	L	0-29
10/23	at Cowboys	S	4	48	12.0	16	0	0	0	0.0	0	0	L	6-24
10/30	Dolphins	S	3	80	26.7	58	0	0	0	0.0	0	0	L	27-31
Went from Lions to Vikings .														
11/06	at Commanders	S	9	70	7.8	19	0	0	0	0.0	0	0	W	20-17
11/13	at Bills	S	7	45	6.4	16	0	0	0	0.0	0	0	W	33-30+
11/20	Cowboys	S	5	34	6.8	11	0	0	0	0.0	0	0	L	3-40
11/24	Patriots	S	5	43	8.6	14	1	0	0	0.0	0	0	W	33-26
12/04	Jets	P	4	33	8.3	13	0	0	0	0.0	0	0	W	27-22
12/11	at Lions	S	6	77	12.8	21	0	0	0	0.0	0	0	L	23-34
12/17	Colts	P	3	33	11.0	14	0	0	0	0.0	0	0	W	39-36+
12/24	Giants	S	13	109	8.4	16	2	0	0	0.0	0	0	W	27-24
01/01	at Packers	P	7	59	8.4	13	0	0	0	0.0	0	0	L	17-41
01/08	at Bears	S	1	16	16.0	16	0	0	0	0.0	0	0	W	29-13
2022 TOTALS		17-14	86	914	10.6	81	6	0	0	0.0	0	0	8-9	

+ - Overtime

2021 GAME-BY-GAME REGULAR-SEASON STATISTICS (LIONS)

			RECEIVING					RUSHING					W/L/	
DATE	OPPONENT	P/S	NO.	YDS.	AVG.	LG	TD	NO.	YDS.	AVG.	LG	TD	T	SCORE
09/12	49ers	S	8	97	12.1	23	1	0	0	0.0	0	0	L	33-41
09/20	at Packers	S	8	66	8.3	20	1	0	0	0.0	0	0	L	17-35
09/26	Ravens	S	2	10	5.0	5	0	0	0	0.0	0	0	L	17-19
10/03	at Bears	S	4	42	10.5	22	0	0	0	0.0	0	0	L	14-24
10/10	at Vikings	S	2	22	11.0	14	0	0	0	0.0	0	0	L	17-19
10/17	Bengals	S	8	74	9.3	33	0	0	0	0.0	0	0	L	11-34
10/24	at Rams	S	6	48	8.0	21	0	0	0	0.0	0	0	L	19-28
10/31	Eagles	S	10	89	8.9	18	0	0	0	0.0	0	0	L	6-44
11/14	at Steelers	S	0	0	0.0	0	0	0	0	0.0	0	0	T	16-16
11/21	at Browns	S	6	51	8.5	24	0	0	0	0.0	0	0	L	10-13
11/25	Bears	S	3	35	11.7	17t	1	0	0	0.0	0	0	L	14-16
12/05	Vikings	S	4	49	12.3	25	1	0	0	0.0	0	0	W	29-27
12/12	at Broncos												L	10-38
12/19	Cardinals												W	30-12
12/26	at Falcons												L	16-20
01/02	at Seahawks												L	29-51
01/09	Packers												W	37-30
2021 TOTALS		12-12	61	583	9.6	33	4	0	0	0.0	0	0	0	3-13-1

2020 GAME-BY-GAME REGULAR-SEASON STATISTICS (LIONS)

			RECEIVING					RUSHING					W/L	
DATE	OPPONENT	P/S	NO.	YDS.	AVG.	LG	TD	NO.	YDS.	AVG.	LG	TD	W/L	SCORE
09/13	Bears	S	5	56	11.2	24	1	0	0	0.0	0	0	L	23-27
09/20	at Packers	S	4	62	15.5	29	0	0	0	0.0	0	0	L	21-42
09/27	at Cardinals	S	4	53	13.3	27	0	0	0	0.0	0	0	W	26-23
10/04	Saints	S	2	9	4.5	8	1	0	0	0.0	0	0	L	29-35
10/18	at Jaguars	S	2	17	8.5	16	1	0	0	0.0	0	0	W	34-16
10/25	at Falcons	S	5	59	11.8	16	1	0	0	0.0	0	0	W	23-22
11/01	Colts	S	7	65	9.3	15	0	0	0	0.0	0	0	L	21-41
11/08	at Vikings	S	5	39	7.8	11	1	0	0	0.0	0	0	L	20-34
11/15	Football Team	S	2	13	6.5	8	0	0	0	0.0	0	0	W	30-27
11/22	at Panthers	S	4	68	17.0	35	0	0	0	0.0	0	0	L	0-20
11/26	Texans	S	5	89	17.8	51	0	0	0	0.0	0	0	L	25-41
12/06	at Bears	S	7	84	12.0	24	0	0	0	0.0	0	0	W	34-30
12/13	Packers	S	6	43	7.2	16	1	0	0	0.0	0	0	L	24-31
12/20	at Titans	S	2	18	9.0	11	0	1	0	0.0	0	0	L	25-46
12/26	Buccaneers	S	4	23	5.8	7	0	0	0	0.0	0	0	L	7-47
01/03	Vikings	S	3	25	8.3	15	0	0	0	0.0	0	0	L	35-37
2020 TOTALS		16-16	67	723	10.8	51	6	1	0	0.0	0	0	0	5-11

2019 GAME-BY-GAME REGULAR-SEASON STATISTICS (LIONS)

DATE	OPPONENT	P/S	RECEIVING					RUSHING					W/L/ T	SCORE
			NO.	YDS.	AVG.	LG	TD	NO.	YDS.	AVG.	LG	TD		
09/08	at Cardinals	S	6	131	21.8	39	1	0	0	0.0	0	0	T	27-27+
09/15	Chargers	S	1	7	7.0	7	0	0	0	0.0	0	0	W	13-10
09/22	at Eagles	P	1	1	1.0	1	0	0	0	0.0	0	0	W	27-24
09/29	Chiefs	S	3	27	9.0	13	1	0	0	0.0	0	0	L	30-34
10/14	at Packers	S	4	21	5.3	7	0	0	0	0.0	0	0	L	22-23
10/20	Vikings	S	3	32	10.7	14	0	0	0	0.0	0	0	L	30-42
10/27	Giants	P	1	21	21.0	21	0	0	0	0.0	0	0	W	31-26
11/03	at Raiders	P	3	56	18.7	23	0	0	0	0.0	0	0	L	24-31
11/10	at Bears	S	3	47	15.7	19	0	0	0	0.0	0	0	L	13-20
11/17	Cowboys	P	1	6	6.0	6	0	0	0	0.0	0	0	L	27-35
11/24	at Redskins	P	0	0	0.0	0	0	0	0	0.0	0	0	L	16-19
11/28	Bears	S	6	18	3.0	9	0	0	0	0.0	0	0	L	20-24
12/08	at Vikings												L	7-20
12/15	Buccaneers												L	17-38
12/22	at Broncos												L	17-27
12/29	Packers												L	20-23
2019 TOTALS		12-7	32	367	11.5	39	2	0	0	0.0	0	0	0	3-12-1

+ - Overtime

2022 GAME-BY-GAME POSTSEASON STATISTICS (VIKINGS)

DATE	OPPONENT	P/S	RECEIVING					RUSHING					W/L	SCORE
			NO.	YDS.	AVG.	LG	TD	NO.	YDS.	AVG.	LG	TD		
01/15	Giants	S	10	129	12.9	28	0	0	0	0.0	0	0	L	24-31
2022 TOTALS		1-1	10	129	12.9	28	0	0	0	0.0	0	0	0	0-1



DANIELLE HUNTER

(duh-KNEEL)

99

OUTSIDE LINEBACKER

Ht: 6-5

DOB: 10-29-94

Vikings Season: 9

Acquired: D3 '15

Wt: 263

College: LSU

NFL Season: 9



2023 GP/GS

2/2

CAREER GP/GS

104/75

PLAYOFF GP/GS

6/5

KEY TRANSACTIONS

- Drafted by the Minnesota Vikings third round (No. 88 overall) in the 2015 NFL Draft 5/2/15.
- Signed to a five-year contract extension with the Minnesota Vikings on 6/27/18.
- Placed on IR by Minnesota on 9/9/20.
- Placed on IR by the Minnesota Vikings on 11/2/21.

OFF THE FIELD

- Name is pronounced Duh-neal.
- Majored in sports administration at LSU.
- Son of Kimari Bonito and Ckeikh Ndiaye. His uncle is a Marine.
- Spent the first seven years of his life in Jamaica before moving to the United States when he was 8 years old.
- Has frequented community service events since arriving in Minnesota and is supportive of the Boys & Girls Clubs.
- Visited Iceland during the 2017 offseason with Kyle Rudolph and Linval Joseph as a part of the team's Viking Heritage trip.
- Enjoys flying his Inspire 1 drone.
- During 2016 NFL Draft, he announced the Vikings fourth-round pick during a community event at Mall of America.
- Enjoys motor sports and is a car and motor parts enthusiast.
- Visited the United Kingdom with K.J. Osborn in summer 2022 ahead of the Vikings International game vs. New Orleans.

HONORS

- PFWA All-Rookie Team (2015)
- PFWA All-Pro (2x - 2018, 2019)
- PFWA All-NFC (2x - 2018, 2019)
- PFWA All-NFL (2018)
- Pro Bowl Selection (3x - 2018, 2019, 2023)
- Associated Press Second-Team (2018)
- Sporting News All-Pro (2018)
- NFC Defensive Player of the Week (2x - vs. Detroit (11/24/18, vs. Detroit (12/8/19))

CAREER NOTES

2023 | MINNESOTA VIKINGS

- Named team captain for the 2023 season.
- Tied his own team record (since 1982) from 2021 for the most sacks (4.0) through the first two weeks of a season after recording 3.0 at Philadelphia (9/14).
- Started and recorded seven tackles, a sack, two tackles for loss and a pass defended in Week 1 vs. Tampa Bay (9/10). He is the only player in the NFL to record at least seven tackles, 1.0 sack, two tackles for loss and one pass defended in Week 1.

2022 | MINNESOTA VIKINGS

- Sacked QB Daniel Jones for a loss of five yards, marking 4.5 sacks in his postseason career, tied with Everson Griffen for the fourth-most postseason sacks in franchise history (1/15/23).
- Played in his 100th career game, and registered 2.0 sacks and forced his seventh career fumble. Has tallied eight QB hits in the last

two games, the most in the NFL in that span (12/24).

- Registered his eighth sack of the season, marking the fourth-most he's had in a single-season in his career (12/17).
- Took down QB Mac Jones for a loss of nine yards (11/24).
- Notched his second-straight game with at least 1.0 sack. Also added two solo tackles and one QB hit (11/13).
- Tallied seven total tackles (four solo), including 2.0 sacks and two tackles for loss. He now has recorded at least 1.0 sack in each of his four matchups at Washington (11/6).
- Recorded his third sack of the season at Miami, upping his regular-season total to 63.5. Also had three QBHs and 2.0 TFLs (10/16).
- Tallied his second sack of the season when he brought down QB Justin Fields for a loss of four yards in the second quarter. Also had six total tackles, including 2.0 tackles for a loss (10/9).
- Notched his first sack and pass defended on the season vs. Green Bay. Also had three total tackles on the day (9/11).

2021 | MINNESOTA VIKINGS

- Finished the season with 6.0 sacks after suffering a season-ending pec injury vs. Dallas (10/31).
- Sacked Jared Goff vs. Detroit (10/10) and had four tackles and three QB hits.
- Sacked Baker Mayfield vs. Cleveland (10/3) and totaled seven tackles.
- Recorded 3.0 sacks at Arizona (9/19), only Mario Addison (9/22/19) and Devon Kennard (9/8/19) have also sacked Kyler Murray three times in a single game.
- Played in his first game since the Divisional Round matchup at San Francisco on 1/11/20, starting at Cincinnati (9/12) in Week 1.

2020 | MINNESOTA VIKINGS

- Did not appear in any games in 2020 after suffering a season-ending injury prior during training camp.
- Placed on Reserve/Injured list on 9/9/20.

2019 | MINNESOTA VIKINGS

- Earned Pro Bowl honors for second straight season.
- Started all 16 games, tied career-high and led Minnesota with 14.5 sacks (tied for fourth in the NFL).
- Tied for ninth in the NFL with 15 TFLs in 2019.
- Tied a career high with nine total tackles at Green Bay (9/15) while notching 1.0 sack and two TFLs in his second consecutive game.
- Led the team with six QBHs and two TFLs while notching his first sack of the season vs. Atlanta (9/8) and made four tackles (three solo).
- Set the NFL record for most sacks (46.0) by a player prior to turning 25 years old with 1.0 sack vs. Philadelphia (10/13).
- Logged the ninth multi-sack game of his career with 2.0 sacks at NY Giants (10/6) and tied for the team lead with seven total tackles.
- Wrapped up 3.0 sacks vs. Detroit (12/8) in his 75th career game appearance, his second career game with 3.0 sacks or more. His first sack of the day made him the youngest NFL player since 1982 to reach 50.0 career sacks, doing so at 25 years and 40 days of age. He earned NFC Defensive Player of the Week for his efforts.
- Finished with five tackles (four solo), a career-high two FFs, one FR and 1.0 sack at LA Chargers (12/15).
- His strip-sack of Philip Rivers was recovered and returned for a TD by Ifeadi Odenigbo.
- Finished with 1.5 sacks in the Wild Card win at New Orleans (1/5/20), including a crucial fourth-quarter strip-sack that stalled a potential scoring drive.
- Made 1.0 sack in the Divisional Round at San Francisco (1/11/20), giving him 2.5 sacks in the 2019 playoff run.

2018 | MINNESOTA VIKINGS

- Earned Pro Bowl honors for first time in his career.
- Led the team and set career high with 14.5 sacks in 2018, the fourth-highest sack total in the NFL.
- Became the first Viking to record 14.0+ sacks since Jared Allen notched 22.0 in 2011.
- Started all 16 games for the second consecutive season.
- The first player since J.J. Watt and Khalil Mack in 2015 to record at least 70 tackles, 14.0 sacks and 20 TFLs in a season.
- Had six tackles (four solo), 1.0 sack and 2 QBHs at Green Bay (9/16).
- Extended his sack streak to four straight games by bringing down Jared Goff in the third quarter at LA Rams (9/27). Added six tackles (three solo) and four QBHs.
- Notched his fifth straight game with at least 1.0 sack at Philadelphia (10/7), catching Carson Wentz in the third quarter.
- Had three tackles (one solo), one TFL, a career-high eight QBHs, and 1.0 sack at NY Jets (10/21), his seventh consecutive game with 1.0 sack.
- Turned in the best game of his career vs. Detroit (11/4), totaling 3.5 sacks, four TFL, and nine total tackles (six solo) - all career highs - while adding seven QBHs and a 32-yard FR TD to help seal the victory in the 4th quarter. His 3.5 sacks were key for a defense that set a franchise record with 10 total sacks. Was named the NFC Defensive Player of the Week for his efforts.
- Broke his then-personal season record with 2.0 sacks vs. Miami (12/16), moving his season total to 14.5.

2017 | MINNESOTA VIKINGS

- Started all 16 games in his first full season as a starter with 49 tackles and 7.0 sacks for the league's No.1 ranked defense.
- Contributed three tackles (two solo), a FF and five QBHs vs. Cleveland (10/29) at Twickenham Stadium in London, England, as a

part of the NFL's International Series.

- Recorded four solo tackles, 1.0 sack, one TFL and five QBHs at Washington (11/12), extending the Vikings streak of games with a sack to 11, dating back to 2016.
- Wrapped up his seventh sack of the season along with four tackles vs. Cincinnati (12/17) to help the Vikings win the NFC North title.
- Made four tackles (three solo) and four QBH at Green Bay (12/23) as the Vikings shut out the Packers at Lambeau for the first time ever.
- Had three tackles, four QBH and one TFL vs. Chicago (12/31) as Vikings secured the No. 1 yards allowed and scoring defense in the NFL.
- Wrapped up four tackles (two solo) and three QBH in the Vikings Divisional Round win vs. New Orleans (1/14/18).
- Totaled six tackles (five solo), two TFL, a sack and a QBH at Philadelphia (1/21/18) in NFC Championship Game.

2016 | MINNESOTA VIKINGS

- Totaled 64 tackles (34 solo), 12.5 sacks, 14 TFL, 49 QBHs, 1 FF, 1 FR and 1 PD for the NFL's 3rd-ranked defense (314.9 ypg).
- Led NFL DEs with 12.5 sacks (3rd overall in the league), becoming the youngest player in franchise history to lead the team in sacks.
- Combined with Everson Griffen (8.0) and Brian Robison (7.5) - the NFL's only DE trio with 7+ sacks each - for the 2nd-most sacks by DEs (28.0).
- Became the 2nd player in team history (Jared Allen, 2009) to produce a safety (Week 3) and return a fumble for a TD (Week 1) in the same season.
- Scored his 1st-career TD on a 24-yard fumble recovery at Tennessee (9/11) and paired with LB Eric Kendricks (77-yard INT TD) to mark the 6th time in team history TDs were scored by INT and fumble returns in a single game.
- Had 5 tackles, 1.0 TFL, 1.0 sack and 4 QBHs at Carolina (9/25), dropping Cam Newton in the end zone for the Vikings 1st safety since 12/4/2011 (Jared Allen vs. Denver) and the 1st on the road since 10/5/03 (at Atlanta).
- Matched his then-single-game career high with 2.0 sacks, totaling 7 tackles (4 solo), 2 TFL and 4 QBHs, vs. Dallas (12/1).

2015 | MINNESOTA VIKINGS

- Continued to develop throughout his rookie season, playing his best in the final month of the season.
- Was 1 of 7 Vikings rookies to start during the season.
- Ranked 2nd in the NFL for sacks by a rookie with 6.0, trailing only Washington LB Preston Smith.
- Started 1st career game vs. Kansas City (10/18) and had 1st shared sack, teaming with Sharrif Floyd to sack Alex Smith.
- Had season-best 6 tackles and 1.5 sacks vs. Chicago (12/20).
- Had 3-game streak late in the regular season when he had a sack in each contest - at Arizona (12/10), vs. Chicago (12/20) and vs. NY Giants (12/27).
- Played in 1st career playoff game vs. Seattle (1/10/16), notching 4 tackles in Wild Card Playoff loss at the University of Minnesota, the coldest game in team history and the last game played in the Vikings temporary home before moving to U.S. Bank Stadium.

COLLEGE - LSU

- Full-time starter for the Tigers as a sophomore and junior, playing in 38 games with 23 starts and capping his career with 23 consecutive starts.
- Had 4.5 sacks and 21.0 TFLs in his career along with 142 tackles.
- Started all 13 games as a junior.
- Led LSU with 13 tackles for loss and ranked 10th in the SEC.
- Scored lone career TD vs. Mississippi State when he picked up a QB Dak Prescott fumble and rumbled 25 yards for the score on the 1st play of the 2nd half.
- Notched career-best 12 tackles against Auburn.
- Capped college career with 9 tackles against Notre Dame in Music City Bowl.
- Started 10 of the 13 games he played as a sophomore.
- Earned 1st start in 4th game of sophomore season against Auburn and never let go of the job.
- In 1st career start, had 8 tackles against eventual National Champion runner-up Auburn.
- Played in 12 games as a freshman on special teams.

PREP - MORTON RANCH (TEXAS)

- Four-star recruit at Morton Ranch High in Katy, Texas.
- Helped school earn 1st Class 5A state playoff appearance.
- Ranked as the No. 14 DE in the country by Scout as a senior.

DANIELLE HUNTER'S NFL REGULAR SEASON DEFENSIVE STATISTICS

DATE	TEAM	GP	GS	TACKLES							INTERCEPTIONS							O. FUMB				ST				MISC								
				TK	S	A	TFL	YDS	SK	YDS	QBH	NO	YDS	LG	TD	PD	FF	FR	TD	YDS	TK	S	A	FF	FR	S	A							
2023	Vikings	2	2	15	9	6	5	25	4.0	25.0	4	0	0	0	0	1	0	0	0	0	0	0	0	0	0	0	0	0	0	0	0	0	0	0
2022	Vikings	17	17	65	46	19	12	57	10.5	63.0	22	0	0	0	0	3	1	0	0	0	0	0	0	0	0	0	0	0	0	0	0	0	0	0
2021	Vikings	7	7	38	23	15	6	40	6.0	40.0	10	0	0	0	0	0	0	0	0	0	0	0	0	0	0	0	0	0	0	0	0	0	0	0
2020	Vikings	0	0	0	0	0	0	0	0.0	0.0	0	0	0	0	0	0	0	0	0	0	0	0	0	0	0	0	0	0	0	0	0	0	0	0
2019	Vikings	16	16	70	52	18	15	96	14.5	113.5	22	0	0	0	0	0	3	1	0	4	0	0	0	0	0	0	0	0	0	0	0	0	0	0
2018	Vikings	16	16	72	51	21	21	116	14.5	91.0	19	0	0	0	0	0	0	1	1	32	0	0	0	0	0	0	0	0	0	0	0	0	0	0
2017	Vikings	16	16	45	27	18	12	69	7.0	56.0	11	0	0	0	0	2	1	1	0	0	0	0	0	0	0	0	0	0	0	0	0	0	0	0
2016	Vikings	16	0	54	32	22	11	79	12.5	102.5	19	0	0	0	0	1	1	1	1	24	2	2	0	0	0	0	0	0	0	0	0	0	0	0
2015	Vikings	14	1	29	25	4	8	43	6.0	42.5	9	0	0	0	0	0	1	0	0	4	4	0	0	0	0	0	0	0	0	0	0	0	0	0
NFL TOTALS		104		75	388	265	123	90	525	75.0	533.5	116	0	0	0	0	7	7	4	2	60	6	6	0	0	0	0	0	0	0	0	0	0	0

DANIELLE HUNTER'S NFL POSTSEASON DEFENSIVE STATISTICS

DATE	TEAM	GP	GS	TACKLES							INTERCEPTIONS							O. FUMB				ST				MISC									
				TK	S	A	TFL	YDS	SK	YDS	QBH	NO	YDS	LG	TD	PD	FF	FR	TD	YDS	TK	S	A	FF	FR	S	A								
2022	Vikings	1	1	4	3	1	1	5	1.0	5.0	2	0	0	0	0	0	0	0	0	0	0	0	0	0	0	0	0	0	0	0	0	0	0	0	0
2019	Vikings	2	2	10	5	5	1	9	2.5	26.5	5	0	0	0	0	1	1	0	0	0	0	0	0	0	0	0	0	0	0	0	0	0	0	0	0
2017	Vikings	2	2	9	6	3	2	8	1.0	6.0	2	0	0	0	0	0	0	0	0	0	0	0	0	0	0	0	0	0	0	0	0	0	0	0	0
2015	Vikings	1	0	1	1	0	0	0	0.0	0.0	0	0	0	0	0	0	0	0	0	0	0	0	0	0	0	0	0	0	0	0	0	0	0	0	0
NFL TOTALS		6		5	24	15	9	4	22	4.5	37.5	9	0	0	0	0	1	1	0	0	0	0	0	0	0	0	0	0	0	0	0	0	0	0	

SINGLE-GAME HIGHS: DEFENSIVE

Total Tackles	9 at GB, Sep 15, 2019 ...1 more at 9.	Fumble Recoveries	1 at LAC, Dec 15, 2019 ...3 more at 1.
Solo Tackles	6 vs. DET, Dec 08, 2019 ...4 more at 6.	Tackles For Loss	3 at PHI, Sep 14, 2023 ...5 more at 3.
Sacks	3.5 vs. DET, Nov 04, 2018	Safeties	1 at CAR, Sep 25, 2016
Passes Defensed	1 vs. NYJ, Dec 04, 2022 ...5 more at 1.	Special Teams Tackles	2 at DEN, Oct 04, 2015
Forced Fumbles	2 at LAC, Dec 15, 2019	Longest Opp Fumble Return	32 vs. DET, Nov 04, 2018

SINGLE-GAME HIGHS - POSTSEASON: DEFENSIVE

Total Tackles	6 at PHI, Jan 21, 2018	Passes Defensed	1 at NO, Jan 05, 2020
Solo Tackles	5 at PHI, Jan 21, 2018	Forced Fumbles	1 at NO, Jan 05, 2020
Sacks	1.5 at NO, Jan 05, 2020	Tackles For Loss	2 at PHI, Jan 21, 2018

2023 GAME-BY-GAME REGULAR-SEASON STATISTICS (VIKINGS)

DATE	OPPONENT	P/S	TACKLES							INTERCEPTIONS							O. FUMB				ST				MISC								
			TK	S	A	SK	YDS	TFL	YDS	QBH	NO	YDS	LG	TD	PD	FF	FR	TD	YDS	TK	S	A	FF	FR	S	A	W/L	SCORE					
09/10	Buccaneers	S	7	4	3	1.0	4.0	2	4	1	0	0	0	0	1	0	0	0	0	0	0	0	0	0	0	0	0	0	0	0	L	17-20	
09/14	at Eagles	S	8	5	3	3.0	21.0	3	21	3	0	0	0	0	0	0	0	0	0	0	0	0	0	0	0	0	0	0	0	L	28-34		
2023 TOTALS		2-2	15	9	6	4.0	25.0	5	25	4	0	0	0	0	1	0	0	0	0	0	0	0	0	0	0	0	0	0	0	0	0	0-2	

2022 GAME-BY-GAME REGULAR-SEASON STATISTICS (VIKINGS)

DATE	OPPONENT	P/S	TACKLES									INTERCEPTIONS					O. FUMB				ST				MISC			
			TK	S	A	SK	YDS	TFL	YDS	QBH	NO	YDS	LG	TD	PD	FF	FR	TD	YDS	TK	S	A	FF	FR	S	A	W/L	SCORE
09/11	Packers	S	3	2	1	1.0	9.0	1	9	1	0	0	0	0	1	0	0	0	0	0	0	0	0	0	0	0	W	23-7
09/19	at Eagles	S	5	3	2	0.0	0.0	0	0	0	0	0	0	0	0	0	0	0	0	0	0	0	0	0	0	L	7-24	
09/25	Lions	S	3	3	0	0.0	0.0	1	2	0	0	0	0	0	0	0	0	0	0	0	0	0	0	0	0	W	28-24	
10/02	at Saints	S	4	3	1	0.0	0.0	0	0	0	0	0	0	0	0	0	0	0	0	0	0	0	0	0	0	W	28-25	
10/09	Bears	S	6	5	1	1.0	4.0	2	4	1	0	0	0	0	0	0	0	0	0	0	0	0	0	0	0	W	29-22	
10/16	at Dolphins	S	6	5	1	1.0	6.0	2	6	3	0	0	0	0	0	0	0	0	0	0	0	0	0	0	0	W	24-16	
10/30	Cardinals	S	3	2	1	0.0	0.0	1	2	1	0	0	0	0	1	0	0	0	0	0	0	0	0	0	0	W	34-26	
11/06	at Commander s	S	7	4	3	2.0	15.0	2	15	2	0	0	0	0	0	0	0	0	0	0	0	0	0	0	0	W	20-17	
11/13	at Bills	S	2	2	0	1.0	6.0	1	6	1	0	0	0	0	0	0	0	0	0	0	0	0	0	0	0	W	33-30+	
11/20	Cowboys	S	4	3	1	0.0	0.0	0	0	1	0	0	0	0	0	0	0	0	0	0	0	0	0	0	0	L	3-40	
11/24	Patriots	S	2	2	0	1.0	9.0	1	9	1	0	0	0	0	0	0	0	0	0	0	0	0	0	0	0	W	33-26	
12/04	Jets	S	3	2	1	0.0	0.0	0	0	1	0	0	0	0	1	0	0	0	0	0	0	0	0	0	0	W	27-22	
12/11	at Lions	S	2	2	0	0.0	0.0	0	0	0	0	0	0	0	0	0	0	0	0	0	0	0	0	0	0	L	23-34	
12/17	Colts	S	5	2	3	1.5	4.0	1	4	4	0	0	0	0	0	0	0	0	0	0	0	0	0	0	0	W	39-36+	
12/24	Giants	S	7	5	2	2.0	10.0	0	0	4	0	0	0	0	0	1	0	0	0	0	0	0	0	0	0	W	27-24	
01/01	at Packers	S	1	1	0	0.0	0.0	0	0	2	0	0	0	0	0	0	0	0	0	0	0	0	0	0	0	L	17-41	
01/08	at Bears	S	2	0	2	0.0	0.0	0	0	0	0	0	0	0	0	0	0	0	0	0	0	0	0	0	0	W	29-13	
2022 TOTALS		17-17	65	46	19	10.5	63.0	12	57	22	0	0	0	0	3	1	0	0	0	0	0	0	0	0	0	0	13-4	

+ - Overtime

2021 GAME-BY-GAME REGULAR-SEASON STATISTICS (VIKINGS)

DATE	OPPONENT	P/S	TACKLES									INTERCEPTIONS					O. FUMB				ST				MISC			
			TK	S	A	SK	YDS	TFL	YDS	QBH	NO	YDS	LG	TD	PD	FF	FR	TD	YDS	TK	S	A	FF	FR	S	A	W/L	SCORE
09/12	at Bengals	S	6	3	3	1.0	8.0	1	8	1	0	0	0	0	0	0	0	0	0	0	0	0	0	0	0	L	24-27+	
09/19	at Cardinals	S	7	5	2	3.0	29.0	3	29	3	0	0	0	0	0	0	0	0	0	0	0	0	0	0	0	L	33-34	
09/26	Seahawks	S	3	2	1	0.0	0.0	0	0	2	0	0	0	0	0	0	0	0	0	0	0	0	0	0	0	W	30-17	
10/03	Browns	S	7	5	2	1.0	1.0	1	1	1	0	0	0	0	0	0	0	0	0	0	0	0	0	0	0	L	7-14	
10/10	Lions	S	4	2	2	1.0	2.0	1	2	3	0	0	0	0	0	0	0	0	0	0	0	0	0	0	0	W	19-17	
10/17	at Panthers	S	6	3	3	0.0	0.0	0	0	0	0	0	0	0	0	0	0	0	0	0	0	0	0	0	0	W	34-28+	
10/31	Cowboys	S	5	3	2	0.0	0.0	0	0	0	0	0	0	0	0	0	0	0	0	0	0	0	0	0	0	L	16-20	
11/07	at Ravens										DID NOT PLAY															L	31-34+	
11/14	at Chargers										DID NOT PLAY															W	27-20	
11/21	Packers										INJURED RESERVE															W	34-31	
11/28	at 49ers										INJURED RESERVE															L	26-34	
12/05	at Lions										INJURED RESERVE															L	27-29	
12/09	Steelers										INJURED RESERVE															W	36-28	
12/20	at Bears										RESERVE/COVID-19															W	17-9	
12/26	Rams										RESERVE/COVID-19															L	23-30	
01/02	at Packers										INJURED RESERVE															L	10-37	
01/09	Bears										INJURED RESERVE															W	31-17	
2021 TOTALS		7-7	38	23	15	6.0	40.0	6	40	10	0	0	0	0	0	0	0	0	0	0	0	0	0	0	0	0	8-9	

+ - Overtime

2020 GAME-BY-GAME REGULAR-SEASON STATISTICS (VIKINGS)

DATE	OPPONENT	P/S	TACKLES							INTERCEPTIONS					O. FUMB				ST				MISC		SCORE			
			TK	S	A	SK	YDS	TFL	YDS	QBH	NO	YDS	LG	TD	PD	FF	FR	TD	YDS	TK	S	A	FF	FR		S	A	W/L
09/13	Packers																										L	34-43
09/20	at Colts																										L	11-28
09/27	Titans																										L	30-31
10/04	at Texans																										W	31-23
10/11	at Seahawks																										L	26-27
10/18	Falcons																										L	23-40
11/01	at Packers																										W	28-22
11/08	Lions																										W	34-20
11/16	at Bears																										W	19-13
11/22	Cowboys																										L	28-31
11/29	Panthers																										W	28-27
12/06	Jaguars																										W	27-24+
12/13	at Buccaneers																										L	14-26
12/20	Bears																										L	27-33
12/25	at Saints																										L	33-52
01/03	at Lions																										W	37-35
2020 TOTALS			0	0	0	0.0	0.0	0	0	0	0	0	0	0	0	0	0	0	0	0	0	0	0	0	0	0	7-9	

+ - Overtime

2019 GAME-BY-GAME REGULAR-SEASON STATISTICS (VIKINGS)

DATE	OPPONENT	P/S	TACKLES							INTERCEPTIONS					O. FUMB				ST				MISC		SCORE			
			TK	S	A	SK	YDS	TFL	YDS	QBH	NO	YDS	LG	TD	PD	FF	FR	TD	YDS	TK	S	A	FF	FR		S	A	W/L
09/08	Falcons	S	4	4	0	1.0	11.0	2	12	1	0	0	0	0	0	0	0	0	0	0	0	0	0	0	0	0	W	28-12
09/15	at Packers	S	9	6	3	1.0	10.0	2	12	3	0	0	0	0	0	0	0	0	0	0	0	0	0	0	0	0	L	16-21
09/22	Raiders	S	2	1	1	1.0	5.0	1	5	1	0	0	0	0	0	0	0	0	0	0	0	0	0	0	0	0	W	34-14
09/29	at Bears	S	6	6	0	0.0	0.0	0	0	1	0	0	0	0	0	0	0	0	0	0	0	0	0	0	0	0	L	6-16
10/06	at Giants	S	7	6	1	2.0	19.0	2	19	2	0	0	0	0	0	0	0	0	0	0	0	0	0	0	0	0	W	28-10
10/13	Eagles	S	3	2	1	1.0	5.0	1	5	2	0	0	0	0	0	0	0	0	0	0	0	0	0	0	0	0	W	38-20
10/20	at Lions	S	3	3	0	1.0	7.0	1	7	2	0	0	0	0	0	0	0	0	0	0	0	0	0	0	0	0	W	42-30
10/24	Redskins	S	5	5	0	1.0	7.0	1	2	1	0	0	0	0	0	1	0	0	0	0	0	0	0	0	0	0	W	19-9
11/03	at Chiefs	S	3	2	1	0.5	3.5	0	0	1	0	0	0	0	0	0	0	0	0	0	0	0	0	0	0	0	L	23-26
11/10	at Cowboys	S	2	2	0	0.0	0.0	0	0	0	0	0	0	0	0	0	0	0	0	0	0	0	0	0	0	0	W	28-24
11/17	Broncos	S	3	0	3	0.0	0.0	0	0	2	0	0	0	0	0	0	0	0	0	0	0	0	0	0	0	0	W	27-23
12/02	at Seahawks	S	5	2	3	1.0	1.0	1	1	1	0	0	0	0	0	0	0	0	0	0	0	0	0	0	0	0	L	30-37
12/08	Lions	S	8	6	2	3.0	32.0	3	32	3	0	0	0	0	0	0	0	0	0	0	0	0	0	0	0	0	W	20-7
12/15	at Chargers	S	5	4	1	1.0	12.0	0	0	1	0	0	0	0	0	2	1	0	0	0	0	0	0	0	0	0	W	39-10
12/23	Packers	S	5	3	2	1.0	1.0	1	1	1	0	0	0	0	0	0	0	0	0	0	0	0	0	0	0	0	L	10-23
12/29	Bears	S	0	0	0	0.0	0.0	0	0	0	0	0	0	0	0	0	0	0	0	0	0	0	0	0	0	0	L	19-21
2019 TOTALS			16-16	70	52	18	14.5	113.5	15	96	22	0	0	0	0	0	3	1	0	4	0	0	0	0	0	0	0	10-6

2018 GAME-BY-GAME REGULAR-SEASON STATISTICS (VIKINGS)

DATE	OPPONENT	P/S	TACKLES							INTERCEPTIONS					O. FUMB				ST					MISC		SCORE		
			TK	S	A	SK	YDS	TFL	YDS	QBH	NO	YDS	LG	TD	PD	FF	FR	TD	YDS	TK	S	A	FF	FR	S		A	W/L
09/09	49ers	S	4	4	0	1.0	5.0	2	6	1	0	0	0	0	0	0	0	0	0	0	0	0	0	0	0	0	W	24-16
09/16	at Packers	S	6	5	1	1.0	8.0	1	8	1	0	0	0	0	0	0	0	0	0	0	0	0	0	0	0	T	29-29	
09/23	Bills	S	5	5	0	1.0	7.0	2	26	1	0	0	0	0	0	0	0	0	0	0	0	0	0	0	0	L	6-27	
09/27	at Rams	S	6	3	3	1.0	9.0	1	9	1	0	0	0	0	0	0	0	0	0	0	0	0	0	0	0	L	31-38	
10/07	at Eagles	S	2	2	0	1.0	8.0	1	8	2	0	0	0	0	0	0	0	0	0	0	0	0	0	0	0	W	23-21	
10/14	Cardinals	S	5	3	2	2.0	16.0	2	16	3	0	0	0	0	0	0	0	0	0	0	0	0	0	0	0	W	27-17	
10/21	at Jets	S	4	1	3	1.0	4.5	0	0	2	0	0	0	0	0	0	0	0	0	0	0	0	0	0	0	W	37-17	
10/28	Saints	S	2	1	1	0.0	0.0	1	4	0	0	0	0	0	0	0	0	0	0	0	0	0	0	0	0	L	20-30	
11/04	Lions	S	9	6	3	3.5	14.5	3	13	4	0	0	0	0	0	0	0	1	1	32	0	0	0	0	0	W	24-9	
11/18	at Bears	S	5	5	0	0.0	0.0	3	2	0	0	0	0	0	0	0	0	0	0	0	0	0	0	0	0	L	20-25	
11/25	Packers	S	4	2	2	0.0	0.0	0	0	0	0	0	0	0	0	0	0	0	0	0	0	0	0	0	0	W	24-17	
12/02	at Patriots	S	6	4	2	0.0	0.0	0	0	0	0	0	0	0	0	0	0	0	0	0	0	0	0	0	0	L	10-24	
12/10	at Seahawks	S	3	2	1	1.0	5.0	1	5	2	0	0	0	0	0	0	0	0	0	0	0	0	0	0	0	L	7-21	
12/16	Dolphins	S	5	4	1	2.0	14.0	3	16	2	0	0	0	0	0	0	0	0	0	0	0	0	0	0	0	W	41-17	
12/23	at Lions	S	2	2	0	0.0	0.0	1	3	0	0	0	0	0	0	0	0	0	0	0	0	0	0	0	0	W	27-9	
12/30	Bears	S	4	2	2	0.0	0.0	0	0	0	0	0	0	0	0	0	0	0	0	0	0	0	0	0	0	L	10-24	
2018 TOTALS	16-16		72	51	21	14.5	91.0	21	116	19	0	0	0	0	0	0	1	1	32	0	0	0	0	0	0	0	8-7-1	

2017 GAME-BY-GAME REGULAR-SEASON STATISTICS (VIKINGS)

DATE	OPPONENT	P/S	TACKLES							INTERCEPTIONS					O. FUMB				ST					MISC		SCORE	
			TK	S	A	SK	YDS	TFL	YDS	QBH	NO	YDS	LG	TD	PD	FF	FR	TD	YDS	TK	S	A	FF	FR	S		A
09/11	Saints	S	1	0	1	0.0	0.0	0	0	1	0	0	0	0	0	0	0	0	0	0	0	0	0	0	0	W	29-19
09/17	at Steelers	S	4	0	4	0.0	0.0	0	0	1	0	0	0	0	0	0	0	0	0	0	0	0	0	0	0	L	9-26
09/24	Buccaneers	S	3	1	2	0.0	0.0	0	0	0	0	0	0	0	0	0	0	0	0	0	0	0	0	0	0	W	34-17
10/01	Lions	S	5	3	2	2.0	12.0	2	12	2	0	0	0	0	1	0	0	0	0	0	0	0	0	0	0	L	7-14
10/09	at Bears	S	2	2	0	0.0	0.0	1	2	1	0	0	0	0	1	0	0	0	0	0	0	0	0	0	0	W	20-17
10/15	Packers	S	2	1	1	0.0	0.0	0	0	0	0	0	0	0	0	0	0	0	0	0	0	0	0	0	0	W	23-10
10/22	Ravens	S	2	1	1	1.0	8.0	1	8	1	0	0	0	0	0	0	0	0	0	0	0	0	0	0	0	W	24-16
10/29	at Browns	S	1	1	0	0.0	0.0	0	0	0	0	0	0	0	0	1	0	0	0	0	0	0	0	0	0	W	33-16
11/12	at Redskins	S	4	4	0	1.0	14.0	1	14	2	0	0	0	0	0	0	0	0	0	0	0	0	0	0	0	W	38-30
11/19	Rams	S	3	1	2	1.0	9.0	1	9	1	0	0	0	0	0	0	0	0	0	0	0	0	0	0	0	W	24-7
11/23	at Lions	S	2	2	0	1.0	4.0	2	9	1	0	0	0	0	0	0	1	0	0	0	0	0	0	0	0	W	30-23
12/03	at Falcons	S	1	0	1	0.0	0.0	0	0	0	0	0	0	0	0	0	0	0	0	0	0	0	0	0	0	W	14-9
12/10	at Panthers	S	5	4	1	0.0	0.0	2	3	0	0	0	0	0	0	0	0	0	0	0	0	0	0	0	0	L	24-31
12/17	Bengals	S	3	1	2	1.0	9.0	1	9	1	0	0	0	0	0	0	0	0	0	0	0	0	0	0	0	W	34-7
12/23	at Packers	S	4	3	1	0.0	0.0	0	0	0	0	0	0	0	0	0	0	0	0	0	0	0	0	0	0	W	16-0
12/31	Bears	S	3	3	0	0.0	0.0	1	3	0	0	0	0	0	0	0	0	0	0	0	0	0	0	0	0	W	23-10
2017 TOTALS	16-16		45	27	18	7.0	56.0	12	69	11	0	0	0	0	2	1	1	0	0	0	0	0	0	0	0	13-3	

2016 GAME-BY-GAME REGULAR-SEASON STATISTICS (VIKINGS)

DATE	OPPONENT	P/S	TACKLES							INTERCEPTIONS					O. FUMB				ST					MISC		W/L	SCORE	
			TK	S	A	SK	YDS	TFL	YDS	QBH	NO	YDS	LG	TD	PD	FF	FR	TD	YDS	TK	S	A	FF	FR	S			A
09/11	at Titans	P	3	3	0	1.0	10.0	1	10	1	0	0	0	0	0	0	1	1	24	1	1	0	0	0	0	0	W	25-16
09/18	Packers	P	4	3	1	1.0	13.0	0	0	1	0	0	0	0	0	1	0	0	0	0	0	0	0	0	0	W	17-14	
09/25	at Panthers	P	5	1	4	1.0	5.0	1	5	1	0	0	0	0	0	0	0	0	0	0	0	0	0	0	W	22-10		
10/03	Giants	P	2	2	0	0.0	0.0	0	0	0	0	0	0	0	0	0	0	0	0	0	0	0	0	0	W	24-10		
10/09	Texans	P	3	1	2	1.0	12.0	1	12	1	0	0	0	0	1	0	0	0	0	0	0	0	0	0	W	31-13		
10/23	at Eagles	P	3	3	0	0.0	0.0	0	0	0	0	0	0	0	0	0	0	0	0	0	0	0	0	0	L	10-21		
10/31	at Bears	P	2	1	1	0.0	0.0	1	1	0	0	0	0	0	0	0	0	0	0	0	0	0	0	0	L	10-20		
11/06	Lions	P	1	0	1	0.0	0.0	0	0	2	0	0	0	0	0	0	0	0	0	0	0	0	0	0	L	16-22+		
11/13	at Redskins	P	3	1	2	1.0	2.0	1	2	2	0	0	0	0	0	0	0	0	0	1	1	0	0	0	L	20-26		
11/20	Cardinals	P	2	2	0	2.0	23.0	2	23	3	0	0	0	0	0	0	0	0	0	0	0	0	0	0	W	30-24		
11/24	at Lions	P	2	0	2	0.5	5.0	0	0	2	0	0	0	0	0	0	0	0	0	0	0	0	0	0	L	13-16		
12/01	Cowboys	P	6	3	3	2.0	9.0	2	9	3	0	0	0	0	0	0	0	0	0	0	0	0	0	0	L	15-17		
12/11	at Jaguars	P	6	5	1	1.0	8.0	1	8	1	0	0	0	0	0	0	0	0	0	0	0	0	0	0	W	25-16		
12/18	Colts	P	1	1	0	0.0	0.0	0	0	0	0	0	0	0	0	0	0	0	0	0	0	0	0	0	L	6-34		
12/24	at Packers	P	6	5	1	1.5	13.5	1	9	2	0	0	0	0	0	0	0	0	0	0	0	0	0	0	L	25-38		
01/01	Bears	P	5	1	4	0.5	2.0	0	0	0	0	0	0	0	0	0	0	0	0	0	0	0	0	0	W	38-10		
2016 TOTALS	16-0		54	32	22	12.5	102.5	11	79	19	0	0	0	0	1	1	1	24	2	2	0	0	0	0	0	8-8		

+ - Overtime

2015 GAME-BY-GAME REGULAR-SEASON STATISTICS (VIKINGS)

DATE	OPPONENT	P/S	TACKLES							INTERCEPTIONS					O. FUMB				ST					MISC		W/L	SCORE
			TK	S	A	SK	YDS	TFL	YDS	QBH	NO	YDS	LG	TD	PD	FF	FR	TD	YDS	TK	S	A	FF	FR	S		
09/14	at 49ers	P	1	1	0	0.0	0.0	0	0	0	0	0	0	0	0	0	0	0	0	0	0	0	0	0	L	3-20	
09/20	Lions																								W	26-16	
09/27	Chargers																								W	31-14	
10/04	at Broncos	P	0	0	0	0.0	0.0	0	0	1	0	0	0	0	0	0	0	0	0	2	2	0	0	0	L	20-23	
10/18	Chiefs	S	4	3	1	0.5	3.5	0	0	1	0	0	0	0	0	1	0	0	0	0	0	0	0	0	W	16-10	
10/25	at Lions	P	0	0	0	0.0	0.0	0	0	0	0	0	0	0	0	0	0	0	0	1	1	0	0	0	W	28-19	
11/01	at Bears	P	1	1	0	1.0	3.0	1	3	1	0	0	0	0	0	0	0	0	0	0	0	0	0	0	W	23-20	
11/08	Rams	P	2	1	1	0.0	0.0	0	0	0	0	0	0	0	0	0	0	0	0	0	0	0	0	0	W	21-18+	
11/15	at Raiders	P	2	2	0	1.0	10.0	1	10	1	0	0	0	0	0	0	0	0	0	0	0	0	0	0	W	30-14	
11/22	Packers	P	3	3	0	0.0	0.0	1	2	0	0	0	0	0	0	0	0	0	0	0	0	0	0	0	L	13-30	
11/29	at Falcons	P	1	1	0	0.0	0.0	1	0	1	0	0	0	0	0	0	0	0	0	0	0	0	0	0	W	20-10	
12/06	Seahawks	P	3	3	0	0.0	0.0	1	6	0	0	0	0	0	0	0	0	0	0	0	0	0	0	0	L	7-38	
12/10	at Cardinals	P	3	2	1	1.0	7.0	1	7	1	0	0	0	0	0	0	0	0	0	0	0	0	0	0	L	20-23	
12/20	Bears	P	6	5	1	1.5	13.0	1	9	2	0	0	0	0	0	0	0	0	0	0	0	0	0	0	W	38-17	
12/27	Giants	P	2	2	0	1.0	6.0	1	6	1	0	0	0	0	0	0	0	0	0	1	1	0	0	0	W	49-17	
01/03	at Packers	P	1	1	0	0.0	0.0	0	0	0	0	0	0	0	0	0	0	0	0	0	0	0	0	0	W	20-13	
2015 TOTALS	14-1		29	25	4	6.0	42.5	8	43	9	0	0	0	0	0	1	0	0	0	4	4	0	0	0	0	11-5	

+ - Overtime

2022 GAME-BY-GAME POSTSEASON STATISTICS (VIKINGS)

DATE	OPPONENT	P/S	TACKLES							INTERCEPTIONS					O. FUMB				ST				MISC			SCORE		
			TK	S	A	SK	YDS	TFL	YDS	QBH	NO	YDS	LG	TD	PD	FF	FR	TD	YDS	TK	S	A	FF	FR	S		A	W/L
01/15	Giants	S	4	3	1	1.0	5.0	1	5	2	0	0	0	0	0	0	0	0	0	0	0	0	0	0	0	0	L	24-31
2022 TOTALS			1-1	4	3	1	1.0	5.0	1	5	2	0	0	0	0	0	0	0	0	0	0	0	0	0	0	0	0-1	

2019 GAME-BY-GAME POSTSEASON STATISTICS (VIKINGS)

DATE	OPPONENT	P/S	TACKLES							INTERCEPTIONS					O. FUMB				ST				MISC			SCORE		
			TK	S	A	SK	YDS	TFL	YDS	QBH	NO	YDS	LG	TD	PD	FF	FR	TD	YDS	TK	S	A	FF	FR	S		A	W/L
01/05	at Saints	S	5	2	3	1.5	17.5	0	0	3	0	0	0	0	1	1	0	0	0	0	0	0	0	0	0	0	W	26-20+
01/11	at 49ers	S	5	3	2	1.0	9.0	1	9	2	0	0	0	0	0	0	0	0	0	0	0	0	0	0	0	L	10-27	
2019 TOTALS			2-2	10	5	5	2.5	26.5	1	9	5	0	0	0	0	1	1	0	0	0	0	0	0	0	0	0	1-1	

+ - Overtime

2017 GAME-BY-GAME POSTSEASON STATISTICS (VIKINGS)

DATE	OPPONENT	P/S	TACKLES							INTERCEPTIONS					O. FUMB				ST				MISC			SCORE		
			TK	S	A	SK	YDS	TFL	YDS	QBH	NO	YDS	LG	TD	PD	FF	FR	TD	YDS	TK	S	A	FF	FR	S		A	W/L
01/14	Saints	S	3	1	2	0.0	0.0	0	0	1	0	0	0	0	0	0	0	0	0	0	0	0	0	0	0	0	W	29-24
01/21	at Eagles	S	6	5	1	1.0	6.0	2	8	1	0	0	0	0	0	0	0	0	0	0	0	0	0	0	0	L	7-38	
2017 TOTALS			2-2	9	6	3	1.0	6.0	2	8	2	0	0	0	0	0	0	0	0	0	0	0	0	0	0	0	1-1	

2015 GAME-BY-GAME POSTSEASON STATISTICS (VIKINGS)

DATE	OPPONENT	P/S	TACKLES							INTERCEPTIONS					O. FUMB				ST				MISC			SCORE	
			TK	S	A	SK	YDS	TFL	YDS	QBH	NO	YDS	LG	TD	PD	FF	FR	TD	YDS	TK	S	A	FF	FR	S		A
01/10	Seahawks	P	1	1	0	0.0	0.0	0	0	0	0	0	0	0	0	0	0	0	0	0	0	0	0	0	0	L	9-10
2015 TOTALS			1-0	1	1	0	0.0	0.0	0	0	0	0	0	0	0	0	0	0	0	0	0	0	0	0	0	0-1	



ED INGRAM



67

GUARD

Ht: 6-3

DOB: 2-11-99

Vikings Season: 2

Acquired: D2b '22

Wt: 307

College: LSU

NFL Season: 2

2023 GP/GS

2/2

CAREER GP/GS

19/19

PLAYOFF GP/GS

1/1

KEY TRANSACTIONS

- Second-round (59th overall) pick out of LSU in the 2022 NFL Draft, becoming the second offensive lineman drafted by the Vikings out of LSU since Godfrey Zaunbrecher (1970, 286th overall).

OFF THE FIELD

- Graduated from LSU in May of 2021 with a degree in sports administration.
- Has one sister and two brothers.
- Played high school football with Jaguars WR Laviska Shenault Jr.
- Loves cars.

CAREER NOTES

2023 | MINNESOTA VIKINGS

- Started at RG the first two games of the season appearing in 100% of the offensive snaps.

2022 | MINNESOTA VIKINGS

- Played in 100 percent of the offensive snaps in 2022.
- Helped RB Alexander Mattison tally his first multi-rushing touchdown game (1/8/23).
- Set the franchise record for most games started by a rookie guard (16) at Green Bay (1/1/23).
- Part of an offensive line to help Kirk Cousins throw for three touchdowns and over 25 on the season, marking his eighth-straight season with at least 25 touchdown passes thrown (12/24).
- Helped the offense pass for four touchdowns and rush for one to help the team overcome a 33-point deficit, the largest comeback in NFL history (12/17).
- Part of an offensive line that helped Cousins pass for 427 yards, Jefferson to set the franchise single-game receiving yard high of 223, Cook to tally his 47th rushing TD, and Thielen to catch his 53rd receiving TD (12/11).
- Helped the offense tally two rushing touchdowns and a receiving touchdown (12/4).
- Made his rookie debut, starting at guard against the Packers (9/11), becoming the second rookie guard to start in a season opener, joining Marcus Johnson (9/11/05).
- Part of an offensive unit that helped Jefferson set the NFL record for most receiving yards through a player's first three seasons in NFL history, Thielen to tally his 52nd receiving TD, and Hockenson to catch his first touchdown pass as a Viking (11/24).
- Helped RB Dalvin Cook record his longest rushing touchdown of his career of 81 yards, WR Justin Jefferson to set a new career high of 193 receiving yards, his 20th game of at least 100 yards receiving and the most in a player's first three seasons in NFL history (11/13).
- Part of an offensive line that helped Cousins throw two passing touchdowns (Cook and Jefferson), Thielen to catch his 500th career pass and TE T.J. Hockenson to catch the second-longest pass by a Vikings tight end this season (11/6).
- Helped the offense to tally three rushing touchdowns and two passing touchdowns. Also helped QB Kirk Cousins to become the 31st QB in NFL history to complete 3,000 passes in his career (10/30).
- Part of an offensive line that helped RB Dalvin Cook to tally a 53-yard touchdown run, WR Adam Thielen to tally his 51st career receiving touchdown and TE Irv Smith Jr. to record a touchdown (10/16).
- Helped QB Kirk Cousins notch 17-straight pass completions, WR Justin Jefferson to catch a career-high 12 passes, RB Dalvin Cook to tally two rushing touchdowns and for WR Jalen Reagor to record his first touchdown as a Vikings (10/9).

- Part of an offensive line that helped WR Justin Jefferson tally his 16th 100-yard receiving game and first rushing touchdown (10/2).
- Helped RB Dalvin Cook and RB Alexander Mattison to rush for one touchdown each and WR Adam Thielen to tally his 50th career receiving touchdown (9/25).
- Part of an offensive line that allowed for WR Justin Jefferson to record a career-high 184 receiving yards (9/11).

COLLEGE - LSU

- Appeared in 45 games, making 34 starts, at LSU.
- Was invited to participate in the Reese's Senior Bowl.
- Played and started in 11 games at left guard in 2021, logging 811 offensive snaps. Helped pave the way for 1,000-yard rusher Ty Davis-Price.
- Played in nine games (nine starts) in 2020, as one of LSU's most consistent linemen each week, rarely missing an assignment or allowing a QB pressure.
- Finished 2020 having played on 722 offensive snaps, the third-most among LSU offensive linemen.
- After sitting out all of the 2018 season, played in 12 games (two starts) in 2019 and helped pave the way for 1,000-yard rusher Clyde Edwards-Helaire and Heisman Trophy winner Joe Burrow.
- Saw action in 13 games (12 starts) in 2017, playing every snap in eight games at right guard. Helped pave the way for RB Derrius Guice's 276 yards on the ground against Ole Miss, the fifth 250-yard-plus rushing game in LSU history.

HONORS

- 2021 Second-Team All-SEC (Coaches).
- Part of LSU line that was named the Joe Moore Award winner as the top unit in the nation (2019).
- Was teammates with WR Justin Jefferson at LSU.
- Four-year starter on the offensive line for LSU, appearing in 45 games (34 starts).
- Made 22 starts at left guard and 12 at right guard.
- Helped the 2019 LSU Tigers defeat the Clemson Tigers 42-25 to capture the first CFP National Championship in program history.

PREP - DESOTO (TEXAS)

- One of the top offensive linemen in Texas.
- Played in the 2017 Under Armour All-America Game in Orlando, Florida.
- Member of the Texas 2016 6A-Division II State Championship team.
- Led DeSoto to a perfect 16-0 record in 2016, helping the school rack up 303 rushing yards and 525 total yards in a 38-29 win over Cibolo Steele in the championship game at AT&T Stadium.
- Rated as a four-star prospect by 247Sports, Rivals and Scout.
- Listed as the No. 11 offensive guard in the country per 247Sports and the No. 3 overall prospect in Texas according to Scout.

2023 GAME-BY-GAME REGULAR-SEASON STATISTICS (VIKINGS)

DATE	OPPONENT	P/S	W/L	SCORE
09/10	Buccaneers	S	L	17-20
09/14	at Eagles	S	L	28-34
2023 TOTALS		2-2	0-2	



THEO JACKSON



25

SAFETY

Ht: 6-1

DOB: 10-2-98

Vikings Season: 2

Acquired: FA '22

Wt: 198

College: Tennessee

NFL Season: 2

2023 GP/GS

2/0

CAREER GP/GS

13/0

PLAYOFF GP/GS

1/0

KEY TRANSACTIONS

- Selected by the Titans in the sixth round (204th overall) of the 2022 NFL Draft.
- Waived on 8/30/22 and signed to the Titans practice squad on 8/31/22.
- Elevated to the active roster on 10/1/22, but was inactive for the game on 10/2/22.

OFF THE FIELD

- Graduated from Tennessee in December 2021 with a degree in communications.
- Son of Nate and Tanissa Foster.
- Has two older sisters, one older brother and one younger brother.
- Follow Jackson on Twitter @theo_jackson05 and on Instagram @theojackson26.
- Born Thedarius S.L. Jackson on Oct. 2, 1998 in Nashville, Tenn.
- A Nashville native, Jackson went to a lot of Titans games when he was growing up. His uncle, S.L. Lampkin, has suite tickets at Nissan Stadium and 'is the biggest Titans fan there is.' Jackson was at his uncle's house when he was drafted by the Titans, and said that 'the whole bottom floor of his (uncle's) house is all Titans blue, red and white - everything. You should see the celebration that's going on right now (upon Jackson being drafted).'
- Enjoys bowling and goes frequently 'because it helps me clear my head.' His high game in bowling is 280.
- His father, Nate, played defensive back at Western Kentucky.
- Jackson's pregame ritual includes walking around on the field and eating one bag of Skittles, his favorite candy.

CAREER NOTES

2023 - MINNESOTA VIKINGS

- Recorded his first career interception in Week 2 at Philadelphia (9/14), also adding four tackles.
- Played one defensive snap and appeared mainly on special teams on vs. Tampa Bay (9/10).

2022 - TENNESSEE TITANS/MINNESOTA VIKINGS

- Signed to the team's practice squad after being drafted in the sixth round of the 2022 NFL Draft.
- Signed to Minnesota's active roster ahead of Week 6 at Miami and was inactive (10/16).
- Made his NFL and Vikings debut in Week 8 vs. Arizona, notching one special teams tackle (10/30).
- Tallied his first defensive tackle in Week 18 at Chicago (1/8/23).

COLLEGE - TENNESSEE

- In five seasons at Tennessee (2017-21), Jackson appeared in 56 games with 24 starts and amassed 190 tackles, 1.5 sacks, 12 tackles for loss, 20 quarterback hits, three interceptions with one returned for a touchdown, 20 passes defensed, one forced fumble and one fumble recovery.
- As a senior, started 12 games at the STAR position and recorded career-high marks in tackles (78), sacks (1.5), tackles for loss (nine), quarterback hits (12), notched his first career pick-six for 55 yards, and passes defensed (12). Earned second-team All-SEC recognition. His 20 passes defensed ranked second in the SEC and tied for 14th in the FBS, and his nine tackles for loss tied for the SEC lead among defensive backs.
- Added two punt returns for 14 yards.
- As a junior in 2019, saw action in 12 games with five starts at safety. Posted 53 tackles, one tackle for loss, three quarterback hits,

one interception and three passes defended.

- As a Sophomore in 2018, played in 11 games and made one start. Amassed 20 tackles, one tackle for loss, two quarterback hits, two passes defended and one forced fumble.
- As a freshman in 2017, saw action in 11 games as a reserve safety and on special teams. Finished the season with eight tackles.

PREP - OVERTON (TENN.)

- Attended Overton (Tenn.) High School where he led the team with five interceptions as a senior and helped lead the Bobcats to the second round of the 2016 Class 6A state playoffs.
- Earned region 6A defensive MVP honors as a senior.
- Named to TSWA Class 6A all state team as a senior.

THEO JACKSON'S NFL REGULAR SEASON DEFENSIVE STATISTICS

DATE	TEAM	GP	TACKLES							INTERCEPTIONS						O. FUMB				ST				MISC				
			GS	TK	S	A	TFL	YDS	SK	YDS	QBH	NO	YDS	LG	TD	PD	FF	FR	TD	YDS	TK	S	A	FF	FR	S	A	
2023	Vikings	2	0	4	4	0	0	0	0.0	0.0	0	1	0	0	0	1	0	0	0	0	0	0	0	0	0	0	0	0
2022	Vikings	11	0	1	0	1	0	0	0.0	0.0	0	0	0	0	0	0	0	0	0	0	8	4	4	0	1	0	0	
Went from Tennessee to Minnesota .																												
2022	Titans	0	0	0	0	0	0	0	0.0	0.0	0	0	0	0	0	0	0	0	0	0	0	0	0	0	0	0	0	0
2022	TOTAL	11	0	1	0	1	0	0	0.0	0.0	0	0	0	0	0	0	0	0	0	8	4	4	0	1	0	0	0	
NFL TOTALS		13	0	5	4	1	0	0	0.0	0.0	0	1	0	0	0	1	0	0	0	0	8	4	4	0	1	0	0	

SINGLE-GAME HIGHS: DEFENSIVE

Total Tackles
Solo Tackles

4 at PHI, Sep 14, 2023
4 at PHI, Sep 14, 2023

Passes Defended
Interceptions

1 at PHI, Sep 14, 2023
1 at PHI, Sep 14, 2023

2023 GAME-BY-GAME REGULAR-SEASON STATISTICS (VIKINGS)

DATE	OPPONENT	P/S	TACKLES							INTERCEPTIONS						O. FUMB				ST				MISC				
			TK	S	A	SK	YDS	TFL	YDS	QBH	NO	YDS	LG	TD	PD	FF	FR	TD	YDS	TK	S	A	FF	FR	S	A	W/L	SCORE
09/10	Buccaneers	P	0	0	0	0.0	0.0	0	0	0	0	0	0	0	0	0	0	0	0	0	0	0	0	0	0	0	L	17-20
09/14	at Eagles	P	4	4	0	0.0	0.0	0	0	0	1	0	0	0	1	0	0	0	0	0	0	0	0	0	0	0	L	28-34
2023 TOTALS		2-0	4	4	0	0.0	0.0	0	0	0	1	0	0	0	1	0	0	0	0	0	0	0	0	0	0	0	0-2	



JUSTIN JEFFERSON



18

WIDE RECEIVER

Ht: 6-1

DOB: 6-16-99

Vikings Season: 4

Acquired: D1a '20

Wt: 195

College: LSU

NFL Season: 4

2023 GP/GS

2/2

CAREER GP/GS

52/50

PLAYOFF GP/GS

1/1

KEY TRANSACTIONS

- Selected in the first round (22nd overall) of the 2020 NFL Draft out of LSU.

OFF THE FIELD

- Partnered with Northside Achievement Zone, who he regularly supports for My Cause My Cleats, to donate 30 laptops in April of 2023 and at a separate back-to-school event in 2021 donated 100 backpacks.
- Donated 10,000 masks to Children's Minnesota-St. Paul Hospital during COVID-19 pandemic.
- Majored in sport administration.
- Qualified for the Punt, Pass and Kick national championship at 9 years old, placing third.
- Brother of former LSU starters – QB Jordan Jefferson (2008-11) and New Orleans Saints DB Rickey Jefferson (2013-16). Jordan is currently coaching at Colorado State.
- Father, John, played college basketball at Nebraska Western and NE Louisiana.

HONORS

- Associated Press* All-Pro Second Team (2x - 2020, 2021).
- AP* First Team All-Pro (2022).
- Pro Football Writers of America* All-Rookie Team (2020).
- PFWA* All-NFC & All-NFC (2022).
- Pro Football Focus* Offensive Rookie of the Year (2020).
- PFF* All-Pro Second Team (2021).
- PFF* First-Team All-Pro (2022).
- Pro Bowl (2021, 2022, 2023).
- NFC Offensive Player of the Month (2x - November, 2021 & November, 2022).
- NFC Offensive Player of the Week (3x - Week 11, 2021, Week 1, 2022, Week 10, 2022).
- Nickelodeon Value Player - Week 1 vs. Green Bay (2022).

CAREER NOTES

- Selected to the Pro Bowl and Second-Team All-Pro (AP, PFF), he was also tabbed to the *PFWA* All-Rookie Team and was named Offensive Rookie of the Year (PFF).
- Set the franchise rookie receptions record (88), breaking the previous record of 69 set by Randy Moss in 1998.
- Became the fourth player in NFL history to record seven games with 100+ yards as a rookie, joining Harlon Hill (seven in 1954), Odell Beckham, Jr. (seven in 2014) and Bill Groman (nine in 1960). Randy Moss held previous Vikings rookie record for 100+ games with four.
- Set the franchise first-half receiving yard record against Green Bay with 158 yards on the half.
- Became only the seventh player to record an 1,800-yard receiving season with 1,809 yards in 2022 (1/8/23).
- Set the NFL record for most receptions (324) and receiving yards (4,825) in a player's first three seasons in league history.
- His nine-career games with at least 150 receiving yards are the second most by a player in their first four seasons in NFL history.

2023 | MINNESOTA VIKINGS

- Named team captain for the 2023 season.

- After totaling 159 yards on 11 receptions at Philadelphia (9/24), joined Randy Moss in Weeks 12 and 13 of the 1998 season as the only two in team history to have at least 150 receiving yards in consecutive games.
- Recorded 150 receiving yards on nine catches in Week 1 vs. Tampa Bay (9/10), marking his 25th-career 100-yard game in 51-career games. His 51 games marked the fewest in NFL history to achieve 25 100-yard receiving performances, eclipsing Lance Alworth's mark of 55 games.

2022 | MINNESOTA VIKINGS

- Caught a 64-yard pass from QB Kirk Cousins, marking the third-longest reception in a Vikings season opener and the longest since Randy Moss had a 66-yard catch in 2000 (9/11).
- Had a career-high 184 yards vs. Green Bay, while also catching nine passing and recording two receiving touchdowns (9/11). Now has 16 career games with 100-plus receiving yards, trailing only Cooper Kupp with 17 (9/11).
- Recorded his fifth-career game with at least 150 receiving yards and a touchdown reception, which is tied with Randy Moss and Victor Cruz for the second-most such games by a player in his first three seasons in NFL history (9/11).
- Talled his 16th 100-yard receiving game and first rushing touchdown. Had 10 catches for 147 yards receiving, marking his second career game with 10-plus receptions and 100-plus receiving yards (10/2).
- Caught a career-high 12 passes for 154 yards vs. Chicago. Also passed Hall of Fame WR Randy Moss (226) to set the franchise record for most pass receptions in a player's first three seasons in the NFL with 236 (10/9).
- Had seven catches in the first quarter, which tied Rickey Young (7 - 4th quarter) and Cris Carter (7 - 2nd quarter) for the franchise record for most catches in a single quarter and is the most ever in the first quarter (10/9).
- His nine catches in the first half in Week 5 are the most among all players this season in that span and the most receptions in a first half since Chargers WR Keenan Allen had 10 in Week 11 of the 2020 season.
- Also completed his third pass of his career which ranks third in franchise history for most passing completions by a non-QB (10/9).
- Caught six passes for 107 yards, including a 47-yard catch from Cousins, making him tied with Tyreek Hill for the league lead of 11 catches of over 20 yards this season (10/16).
- Passed WRs Jerry Rice (3,575) and Mike Evans (3,578) for sixth-most receiving yards in a player's first three seasons in the NFL with 3,670 coming out of Week 6. Also moved into eighth place for most receptions in a player's first three seasons with 242 (10/16).
- Recorded two catches of 20+ yards, totaling his 63rd catch of 20+ yards since the start of 2020 (10/30).
- Passed Alvin Kamara (243) and moved into eighth for most pass receptions in a player's first three seasons in the NFL with 248 (10/30).
- Notched his 19th game with at least 100 receiving yards, a tie for the most in the NFL since 2020. Also caught his fourth reception of at least 40 yards this season, which is tied with Tyreek Hill, Juju Smith-Schuster and Jaylen Waddle for the second-most in the NFL, only trailing Stefon Diggs who has caught five (11/6).
- Recorded his 20th career game with at least 100 receiving yards and surpassed Odell Beckham Jr. (19) and Pro Football Hall of Famer Randy Moss (19) for the most such games by a player in his first three career seasons in NFL history (11/13).
- Now has seven games with at least 150 receiving yards, surpassing Pro Football Hall of Famers Lance Alworth (6) and Randy Moss (6) for the most games with at least 150 receiving yards by a player in his first three seasons in NFL history (11/13).
- Has 4,076 receiving yards in 42 career games, tying Pro Football Hall of Famer Lance Alworth (42) and Odell Beckham Jr. (42) for the fewest games to reach 4,000 career receiving yards in NFL history (11/13).
- Set the franchise record for most receiving yards (1,093) through first 10 games in a season (11/20).
- Completed the fourth pass of his career to Thielen for an 11-yard gain. Caught his 21st pass of 20+ yards this season, passing Hill for the most in the NFL (11/24).
- Set the NFL record for most receiving yards in a player's first three seasons in NFL history (4,248), passing Beckham Jr. (4,122) and Moss (4,163) (11/24).
- Set the franchise record for most receiving yards in a single game with 223 at Detroit and became one of only six receivers in team history to record at least 200 receiving yards in a game. Caught seven passes in the first half, marking his fifth game where he's had at least six receptions in the first half this season, the most in the NFL. Also passed Jarvis Landry (288) and Beckham Jr. (288) for the third-most receptions in a player's first three seasons with 295 receptions since 2020 (12/11).
- Caught 12 passes for 123 receiving yards and one touchdown and joined Hall of Fame WR Calvin Johnson and WR Antonio Brown as the only players to record at least 1,600 receiving yards in consecutive seasons.
- His 23rd 100-yard receiving games are the third-most in franchise history (12/17).
- Became the fifth player to record at least 100 receptions (111) in two of his first three seasons. Also set the team record for fewest games needed (47) to reach 300 receptions in a career, which also ranks third in NFL history, behind Odell Beckham Jr. and Michael Thomas who both did so in 45 games (12/17).
- Set the franchise record for single-season receiving yards (1,756) and single-season receptions (123) with 12 catches for 133 receiving yards against the Giants (12/24).
- Became only the seventh player to record an 1,800-yard receiving season with 1,809 yards in 2022 (1/8/23).
- Set the NFL record for most receptions (324) and receiving yards (4,825) in a player's first three seasons in league history.
- Finished the regular season leading the NFL in receptions (128) and receiving yards (1,809), becoming the first Viking to lead the league in both.
- Made his postseason debut against the Giants, catching seven passes for 47 yards (1/15/23).

2021 | MINNESOTA VIKINGS

- Started in all 17 games in the league's inaugural 17-game season. He finished the season second in the NFL in receiving yards (1,616), fourth in receptions (108) and tied for sixth in TD receptions (10). In Week 18 against the Bears, he had five receptions for 107 receiving yards and one touchdown (1/9).

- Became the only player in NFL history to post 3,000 (3,016) receiving yards in the first two seasons of a player's career and tied WR Michael Thomas for the most receptions in the first two years of a player's career with 196.
- Caught five of his nine targets, totaling 71 receiving yards, including a 34-yard reception that set up a Dalvin Cook one-yard TD run at Cincinnati (9/12).
- Totaled 65 yards and one touchdown on six receptions at Arizona (9/19).
- Became the fastest Vikings WR to reach 100 receptions, doing so in only 19 games (9/26).
- Recorded 118 receiving yards, tying for second in games with 100 or more receiving yards from 2020-21 with 8 games (9/26).
- Recorded his 10th career receiving touchdown against the Browns (10/3).
- Recorded his ninth career 100-yard receiving game against the Lions (10/10).
- Joined Vikings WR Adam Thielen and Cris Carter as the only three Vikings pass catchers to record at least five receptions in the first five games of a season (10/10).
- Had 124 receiving yards in Week 5 against Detroit, which ranks as his eighth most in his career (10/10).
- Has caught at least five passes in nine straight games, which is third-most among pass catchers in the NFL (10/17).
- Became the second-fastest player to 2,000 career receiving yards (2,032), trailing Odell Beckham, Jr. (11/7).
- Recorded his 10th career 100-yard receiving game, which ranks 10th in franchise history (11/14).
- His 104 receiving yards in the first quarter against Green Bay rank as fourth-best in team history for receiving yards in the first quarter (11/21).
- Tallied his 11th career 100-yard receiving game, tying Randy Moss (11 games) and Juju Smith-Schuster (11 games) for second-most all-time for players within their first two seasons in the NFL (11/21).
- Completed his third pass of the season to RB Dalvin Cook, which is tied for the second-most passes thrown by a player other than a quarterback in Vikings history (11/28).
- Eclipsed the 1,000-yard receiving mark on the season. His 1,000 yards receiving in 11 games are tied for the third-fewest in franchise history (11/28).
- Tied Issac Bruce for the most games with over 160 receiving yards in a player's first two years of his career in NFL history with four (12/5).
- Reached a career-high in receptions (11) and receiving yards (182) at Detroit (12/5).
- Passed Hall of Famer Jerry Rice (2,497) for third all-time in receiving yards in a player's first two seasons in NFL history, trailing only Randy Moss (2,726) and Odell Beckham, Jr. (2,755).
- Moved into second place all-time in most 100-yard receiving games (12) within their first two seasons in the league in NFL history (12/5).
- Passed Hall of Famer Randy Moss (2,726) for most receiving yards in a player's first two seasons in NFL history, trailing only Odell Beckham, Jr. (2,755).
- Moved into second all-time in receiving yards after the first 13 games of a season in franchise history with 1,288 (12/9).
- Set the team record for most receiving yards in a five-game stretch with 656 from 11/14/21 - 12/9/21 (12/9).
- Set the NFL record for most receiving yards in a player's first two seasons in NFL history with 2,851, passing Odell Beckham, Jr. (2,755) (12/26).
- Made his 30th career start and reached the 100-reception mark on the season, becoming the fifth WR to achieve this feat in a season in franchise history (1/2).

2020 | MINNESOTA VIKINGS

- Appeared in 16 games (14 starts), set Vikings rookie receiving records for yards (1,400), receptions (88) and 100-yard games (7). He broke the 18-year-old, Super Bowl-era rookie record for receiving yards (1,400) and became just the second player in the Super Bowl era to record seven games with 100+ yards as a rookie, joining Odell Beckham Jr. (2014). His 87.5 yards per game also rank second-most by a rookie in the history of the league behind only Beckham Jr. (108.8). He finished the season with seven touchdowns.
- Selected to the Pro Bowl and Second-Team All-Pro (AP, PFF), he was also tabbed to the PFWA All-Rookie Team and named Offensive Rookie of the Year (PFF).
- Caught 20 passes for 26 yards in his NFL debut in the season opener vs. Green Bay (9/13).
- Led Vikings in first career start with 175 yards on seven receptions with a 71-yard TD vs. Tennessee (9/27).
- Posted second 100-yard game in as many weeks, catching four passes for 103 yards to become the sixth Vikings rookie WR to post back-to-back 100-yard games.
- Totaled 166 yards and two touchdowns on nine receptions vs. Atlanta (10/18), earning Pepsi Rookie of the Week honors.
- Paced the Vikings with 135 yards on eight receptions at Chicago (11/16), becoming only the second Vikings rookie in team history to record a 100-yard receiving game on MNF.
- Recorded his second game with two touchdowns as he tallied 70 yards and was one of four receivers with seven-plus catches and 60+ yards in Minnesota's comeback win vs. Carolina (11/29).
- Had nine catches for 121 yards and one TD vs. Jacksonville (12/6) in OT win.
- Became the only rookie with multiple 2-point conversions in 2020 and just the fifth in NFL history after his second 2-point conversion of 2020 at Tampa Bay (12/13). His two 2-point conversions in 2020 tied Moss' rookie team record.
- Broke the Super Bowl-era record and set a franchise record for receiving yards in a season with 1,400 after a nine-reception, 133-yard game in the season finale at Detroit (1/3).

COLLEGE - LSU

- Finished LSU career ranking fifth in receptions (165), sixth in receiving yards (2,415) and third in receiving touchdowns (24).
- Had 100+ yards eight times in 2019 and 10 during his career.
- Led Tigers in receptions in 2019, and tied for the FBS lead with 111 (for 1,540 yards, 13.9 yards per catch) in 15 starts.

- Finished second in the nation to LSU teammate Ja'Marr Chase (20) with 18 receiving touchdowns as a junior.
- Led the SEC in catches, ranked second behind Chase in yards (1,540), touchdowns (18) and yards per game (102.7) in 2019.
- Semifinalist for the 2019 Biletnikoff Award.
- Tabbed 2019 Second-Team All-SEC by The Associated Press.
- Helped LSU to 42-25 win over Clemson in national title game with nine catches for 106 yards at the Superdome in New Orleans.
- Had a career game in LSU's 63-28 win over Oklahoma in the CFP National Semifinal, setting career highs and CFP Semifinal game records for receptions (14), receiving yards (227), receiving yards in a half (186), and receiving touchdowns (four).
- Led LSU with seven receptions for 115 yards and one touchdown in the SEC title game against Georgia, recording a career-long 71-yard catch.
- Became 10th player in school history with more than 2,000 career receiving yards, surpassing the 1,000-yard mark for the season in the 2019 game at Ole Miss with a nine-catch, 112-yard and 2-TD performance.
- It was just the ninth 1,000-yard receiving season in school history.
- Made history as he caught Joe Burrow's 29th TD pass on the season for the most in a season in LSU history on an 18-yard TD in the third quarter at Mississippi State.
- Emerged as LSU's top WR in 2018, leading team in receptions (54), yards (875) and touchdowns (six) through 13 games with 12 starts.

PREP - DESTREHAN (LA.)

- Rated as a three-star prospect by 247Sports and Scout as a WR at Destrehan High School.
- Recorded 44 receptions for 956 yards and nine touchdowns as a senior.
- Excelled in track and field in high school.

JUSTIN JEFFERSON'S NFL REGULAR SEASON RUSHING/RECEIVING STATISTICS

DATE	TEAM	RECEIVING							RUSHING				
		GP	GS	NO.	YDS.	AVG.	LG	TD	NO.	YDS.	AVG.	LG	TD
2023	Vikings	2	2	20	309	15.5	42	0	0	0	0.0	0	0
2022	Vikings	17	17	128	1,809	14.1	64	8	4	24	6.0	10	1
2021	Vikings	17	17	108	1,616	15.0	56	10	6	14	2.3	11	0
2020	Vikings	16	14	88	1,400	15.9	71t	7	1	2	2.0	2	0
NFL TOTALS		52	50	344	5,134	14.9	71T	25	11	40	3.6	11	1

JUSTIN JEFFERSON'S NFL POSTSEASON RUSHING/RECEIVING STATISTICS

DATE	TEAM	RECEIVING							RUSHING				
		GP	GS	NO.	YDS.	AVG.	LG	TD	NO.	YDS.	AVG.	LG	TD
2022	Vikings	1	1	7	47	6.7	10	0	0	0	0.0	0	0
NFL TOTALS		1	1	7	47	6.7	10	0	0	0	0.0	0	0

SINGLE-GAME HIGHS: RUSHING/RECEIVING

Rush Attempts	2 vs. NYJ, Dec 04, 2022	Receiving Average	28.7 vs. DAL, Nov 22, 2020
Rushing Yards	11 vs. NYJ, Dec 04, 2022 ...1 more at 11.	Longest Receptions	71t vs. TEN, Sep 27, 2020
Longest Runs	11 at BAL, Nov 07, 2021	Receiving TDs	2 vs. GB, Sep 11, 2022 ...3 more at 2.
Rushing TDs	1 at NO, Oct 02, 2022	All-Purpose Yards	223 at DET, Dec 11, 2022
Receptions	12 vs. NYG, Dec 24, 2022 ...2 more at 12.	Most TDs	2 vs. GB, Sep 11, 2022 ...3 more at 2.
Receiving Yards	223 at DET, Dec 11, 2022	Miscellaneous Tackles	1 at GB, Jan 01, 2023 ...2 more at 1.

SINGLE-GAME HIGHS - POSTSEASON: RECEIVING

Receptions	7 vs. NYG, Jan 15, 2023	Longest Receptions	10 vs. NYG, Jan 15, 2023
Receiving Yards	47 vs. NYG, Jan 15, 2023		...1 more at 10.
Receiving Average	6.7 vs. NYG, Jan 15, 2023	All-Purpose Yards	47 vs. NYG, Jan 15, 2023

100-YARD RECEIVING GAMES (26): REGULAR SEASON

DATE	TEAM	NO.	YDS.	AVG.	LG	TD
09/27/20	TITANS	7	175	25.0	71t	1
10/04/20	at Texans	4	103	25.8	29	0
10/18/20	FALCONS	9	166	18.4	49t	2
11/16/20	at Bears	8	135	16.9	54	0
12/06/20	JAGUARS	9	121	13.4	40	1
12/20/20	BEARS	8	104	13.0	26	0
01/03/21	at Lions	9	133	14.8	38	0
09/26/21	SEAHAWKS	9	118	13.1	28	1
10/10/21	LIONS	7	124	17.7	37	0
11/14/21	at Chargers	9	143	15.9	27	0
11/21/21	PACKERS	8	169	21.1	56	2
12/05/21	at Lions	11	182	16.5	48	1
12/26/21	RAMS	8	116	14.5	34	0
01/09/22	BEARS	5	107	21.4	45t	1
09/11/22	PACKERS	9	184	20.4	64	2
10/02/22	at Saints	10	147	14.7	41	0
10/09/22	BEARS	12	154	12.8	31	0
10/16/22	at Dolphins	6	107	17.8	47	0
11/06/22	at Commanders	7	115	16.4	47	1
11/13/22	at Bills	10	193	19.3	46	1
11/24/22	PATRIOTS	9	139	15.4	37	1
12/11/22	at Lions	11	223	20.3	47	0
12/17/22	COLTS	12	123	10.3	20	1
12/24/22	GIANTS	12	133	11.1	25	1
09/10/23	BUCCANEERS	9	150	16.7	42	0
09/14/23	at Eagles	11	159	14.5	30	0

2023 GAME-BY-GAME REGULAR-SEASON STATISTICS (VIKINGS)

DATE	OPPONENT	P/S	RECEIVING					RUSHING					W/L	SCORE
			NO.	YDS.	AVG.	LG	TD	NO.	YDS.	AVG.	LG	TD		
09/10	Buccaneers	S	9	150	16.7	42	0	0	0	0.0	0	0	L	17-20
09/14	at Eagles	S	11	159	14.5	30	0	0	0	0.0	0	0	L	28-34
2023 TOTALS		2-2	20	309	15.5	42	0	0	0	0.0	0	0	0-2	

2022 GAME-BY-GAME REGULAR-SEASON STATISTICS (VIKINGS)

			RECEIVING					RUSHING						
DATE	OPPONENT	P/S	NO.	YDS.	AVG.	LG	TD	NO.	YDS.	AVG.	LG	TD	W/L	SCORE
09/11	Packers	S	9	184	20.4	64	2	0	0	0.0	0	0	W	23-7
09/19	at Eagles	S	6	48	8.0	11	0	0	0	0.0	0	0	L	7-24
09/25	Lions	S	3	14	4.7	6	0	0	0	0.0	0	0	W	28-24
10/02	at Saints	S	10	147	14.7	41	0	1	3	3.0	3t	1	W	28-25
10/09	Bears	S	12	154	12.8	31	0	0	0	0.0	0	0	W	29-22
10/16	at Dolphins	S	6	107	17.8	47	0	0	0	0.0	0	0	W	24-16
10/30	Cardinals	S	6	98	16.3	29	0	0	0	0.0	0	0	W	34-26
11/06	at Commanders	S	7	115	16.4	47	1	1	10	10.0	10	0	W	20-17
11/13	at Bills	S	10	193	19.3	46	1	0	0	0.0	0	0	W	33-30+
11/20	Cowboys	S	3	33	11.0	15	0	0	0	0.0	0	0	L	3-40
11/24	Patriots	S	9	139	15.4	37	1	0	0	0.0	0	0	W	33-26
12/04	Jets	S	7	45	6.4	10t	1	2	11	5.5	8	0	W	27-22
12/11	at Lions	S	11	223	20.3	47	0	0	0	0.0	0	0	L	23-34
12/17	Colts	S	12	123	10.3	20	1	0	0	0.0	0	0	W	39-36+
12/24	Giants	S	12	133	11.1	25	1	0	0	0.0	0	0	W	27-24
01/01	at Packers	S	1	15	15.0	15	0	0	0	0.0	0	0	L	17-41
01/08	at Bears	S	4	38	9.5	23	0	0	0	0.0	0	0	W	29-13
2022 TOTALS		17-17	128	1,809	14.1	64	8	4	24	6.0	10	1	13-4	

+ - Overtime

2021 GAME-BY-GAME REGULAR-SEASON STATISTICS (VIKINGS)

			RECEIVING					RUSHING						
DATE	OPPONENT	P/S	NO.	YDS.	AVG.	LG	TD	NO.	YDS.	AVG.	LG	TD	W/L	SCORE
09/12	at Bengals	S	5	71	14.2	34	0	0	0	0.0	0	0	L	24-27+
09/19	at Cardinals	S	6	65	10.8	14t	1	0	0	0.0	0	0	L	33-34
09/26	Seahawks	S	9	118	13.1	28	1	0	0	0.0	0	0	W	30-17
10/03	Browns	S	6	84	14.0	31	1	0	0	0.0	0	0	L	7-14
10/10	Lions	S	7	124	17.7	37	0	0	0	0.0	0	0	W	19-17
10/17	at Panthers	S	8	80	10.0	26	0	0	0	0.0	0	0	W	34-28+
10/31	Cowboys	S	2	21	10.5	18	0	0	0	0.0	0	0	L	16-20
11/07	at Ravens	S	3	69	23.0	50t	1	1	11	11.0	11	0	L	31-34+
11/14	at Chargers	S	9	143	15.9	27	0	1	-4	-4.0	-4	0	W	27-20
11/21	Packers	S	8	169	21.1	56	2	1	3	3.0	3	0	W	34-31
11/28	at 49ers	S	4	83	20.8	30	0	0	0	0.0	0	0	L	26-34
12/05	at Lions	S	11	182	16.5	48	1	1	4	4.0	4	0	L	27-29
12/09	Steelers	S	7	79	11.3	22	1	1	-4	-4.0	-4	0	W	36-28
12/20	at Bears	S	4	47	11.8	18	1	0	0	0.0	0	0	W	17-9
12/26	Rams	S	8	116	14.5	34	0	0	0	0.0	0	0	L	23-30
01/02	at Packers	S	6	58	9.7	16	0	0	0	0.0	0	0	L	10-37
01/09	Bears	S	5	107	21.4	45t	1	1	4	4.0	4	0	W	31-17
2021 TOTALS		17-17	108	1,616	15.0	56	10	6	14	2.3	11	0	8-9	

+ - Overtime

2020 GAME-BY-GAME REGULAR-SEASON STATISTICS (VIKINGS)

		RECEIVING						RUSHING						
DATE	OPPONENT	P/S	NO.	YDS.	AVG.	LG	TD	NO.	YDS.	AVG.	LG	TD	W/L	SCORE
09/13	Packers	P	2	26	13.0	17	0	0	0	0.0	0	0	L	34-43
09/20	at Colts	P	3	44	14.7	22	0	0	0	0.0	0	0	L	11-28
09/27	Titans	S	7	175	25.0	71t	1	0	0	0.0	0	0	L	30-31
10/04	at Texans	S	4	103	25.8	29	0	0	0	0.0	0	0	W	31-23
10/11	at Seahawks	S	3	23	7.7	11	0	0	0	0.0	0	0	L	26-27
10/18	Falcons	S	9	166	18.4	49t	2	0	0	0.0	0	0	L	23-40
11/01	at Packers	S	3	26	8.7	12	0	0	0	0.0	0	0	W	28-22
11/08	Lions	S	3	64	21.3	35	0	0	0	0.0	0	0	W	34-20
11/16	at Bears	S	8	135	16.9	54	0	0	0	0.0	0	0	W	19-13
11/22	Cowboys	S	3	86	28.7	39t	1	0	0	0.0	0	0	L	28-31
11/29	Panthers	S	7	70	10.0	18	2	0	0	0.0	0	0	W	28-27
12/06	Jaguars	S	9	121	13.4	40	1	1	2	2.0	2	0	W	27-24+
12/13	at Buccaneers	S	4	39	9.8	17	0	0	0	0.0	0	0	L	14-26
12/20	Bears	S	8	104	13.0	26	0	0	0	0.0	0	0	L	27-33
12/25	at Saints	S	6	85	14.2	25	0	0	0	0.0	0	0	L	33-52
01/03	at Lions	S	9	133	14.8	38	0	0	0	0.0	0	0	W	37-35
2020 TOTALS		16-14	88	1,400	15.9	71T	7	1	2	2.0	2	0	7-9	

+ - Overtime

2022 GAME-BY-GAME POSTSEASON STATISTICS (VIKINGS)

		RECEIVING						RUSHING						
DATE	OPPONENT	P/S	NO.	YDS.	AVG.	LG	TD	NO.	YDS.	AVG.	LG	TD	W/L	SCORE
01/15	Giants	S	7	47	6.7	10	0	0	0	0.0	0	0	L	24-31
2022 TOTALS		1-1	7	47	6.7	10	0	0	0	0.0	0	0	0-1	



PATRICK JONES II



91

OUTSIDE LINEBACKER

Ht: 6-4

DOB: 9-29-98

Vikings Season: 3

Acquired: D3d '21

Wt: 264

College: Pittsburgh

NFL Season: 3

2023 GP/GS

2/0

CAREER GP/GS

27/0

PLAYOFF GP/GS

1/0

KEY TRANSACTIONS

- Selected in third round (90th overall) of the 2021 NFL Draft, the first of six Panthers drafted, most in the ACC and tied for eighth nationally.

OFF THE FIELD

- Son of Patrick and Angela Jones and has two sisters. Patrick Sr. was a U.S. Navy IT chief and spent most of his life overseas.
- Earned his bachelor's degree in administration of justice and is pursuing a second major in social sciences.
- Born in Yokosuka, Japan. After several relocations to bases in Jacksonville and Naples, Italy, the Jones family moved back to Japan, where they stayed until December 2012.
- During his international travels with his family, he climbed Mount Vesuvius, skied in the German Alps and skated at an Olympic rink in Munich.
- Discovered football in Japan where Jones also played baseball, basketball and wrestled.

CAREER NOTES

2023 | MINNESOTA VIKINGS

- Made two tackles against the Eagles (9/14) and also contributed on special teams.
- Played both defense and special teams in the opener vs. Tampa Bay (9/10).

2022 | MINNESOTA VIKINGS

- Made his postseason debut and tallied one total tackle (1/15/23).
- Registered his fourth sack of 2022 after bringing down QB Nathan Peterman for a loss of six yards against Chicago in Week 18 (1/8/23).
- Tallied his third sack of his career and added four total tackles (three solo) and one QB hit (12/4). Inactive for Week 15.
- Registered a career-high four total tackles (two solo) vs. Dallas (11/20).
- Tallied his first and second career sack for a loss of 11 total yards at Miami. Also had three total tackles (10/16).
- Recorded his first tackle, a tackle for a loss, at Philadelphia (9/20).

2021 | MINNESOTA VIKINGS

- Appeared in nine games during the 2021 season and made seven total tackles.
- Recorded two tackles in his second career game at Los Angeles Chargers (11/14).
- Played in his first NFL career game against Baltimore (11/7).
- Inactive for Weeks 1 and 3, and 4-8.

COLLEGE - PITTSBURGH

- Appeared in 48 games with 24 starts during Pitt career, starting every game over his final two seasons.
- Consensus All-America as a senior in 2020, led the ACC with 9.0 sacks, including a career-best 3.0 in a win over No. 24 Louisville.
- Had a three-sack game vs. Boston College that earned him ACC Defensive Lineman of the Week in 2020.
- Earned Second-Team All-ACC in 2019 in his first season as a starter.

- Led Pitt in tackles for loss, forced fumbles and quarterback hurries, and was second in sacks in 2019.
- Earned ACC Defensive Lineman of the Week vs. Duke in 2019 with 2.0 sacks, two forced fumbles and six tackles.
- Led the ACC and was sixth in the country with 0.31 forced fumbles per game in 2019.
- Helped Panthers to an 8-5 mark, the best of his career, and a win over Eastern Michigan in the Quick Lane Bowl in Detroit.
- Played in all 14 games in 2018 and had first full sacks of his career, ending season with 4.0, with 1.0 in Sun Bowl vs. Stanford.
- Helped Pitt to a berth in ACC title game in 2018, falling to Clemson but earning a spot in Sun Bowl against Stanford.
- As a redshirt freshman in 2017, played in 10 of the 12 games as Pitt went 5-7, upsetting No. 2 Miami in the final game of the year.
- Redshirted in 2016.

PREP - GRASSFIELD (VA.)

- Earned First-Team All-State for Group 6A as a senior at Grassfield High and named Co-Defensive Player of the Year in Monitor-Merrimac Conference.
- Helped team to 8-4 mark as a senior and a playoff berth with 83 tackles, 12.5 tackles for loss and 8.5 sacks.
- Rated the top DE in Virginia by Scout, 25th overall prospect in Virginia by ESPN and 26th overall by Scout.

PAT JONES II'S NFL REGULAR SEASON DEFENSIVE STATISTICS

DATE	TEAM	GP	TACKLES							INTERCEPTIONS						O. FUMB				ST				MISC				
			GS	TK	S	A	TFL	YDS	SK	YDS	QBH	NO	YDS	LG	TD	PD	FF	FR	TD	YDS	TK	S	A	FF	FR	S	A	
2023	Vikings	2	0	2	1	1	0	0	0.0	0.0	0	0	0	0	0	0	0	0	0	0	0	0	0	0	0	0	0	0
2022	Vikings	16	0	21	12	9	8	26	4.0	20.0	5	0	0	0	0	0	0	0	0	0	0	0	6	4	2	0	0	0
2021	Vikings	9	0	7	4	3	0	0	0.0	0.0	0	0	0	0	0	0	0	0	0	0	0	0	0	0	0	0	0	
NFL TOTALS		27	0	30	17	13	8	26	4.0	20.0	5	0	0	0	0	0	0	0	0	0	0	6	4	2	0	0	0	

PAT JONES II'S NFL POSTSEASON DEFENSIVE STATISTICS

DATE	TEAM	GP	TACKLES							INTERCEPTIONS						O. FUMB				ST				MISC			
			GS	TK	S	A	TFL	YDS	SK	YDS	QBH	NO	YDS	LG	TD	PD	FF	FR	TD	YDS	TK	S	A	FF	FR	S	A
2022	Vikings	1	0	1	0	1	0	0	0.0	0.0	0	0	0	0	0	0	0	0	0	0	0	0	0	0	0	0	0
NFL TOTALS		1	0	1	0	1	0	0	0.0	0.0	0	0	0	0	0	0	0	0	0	0	0	0	0	0	0	0	

SINGLE-GAME HIGHS: DEFENSIVE

Total Tackles

4 at CHI, Jan 08, 2023
...2 more at 4.

Solo Tackles

3 at CHI, Jan 08, 2023
...1 more at 3.

2023 GAME-BY-GAME REGULAR-SEASON STATISTICS (VIKINGS)

DATE	OPPONENT	P/S	TACKLES							INTERCEPTIONS						O. FUMB				ST				MISC				
			TK	S	A	SK	YDS	TFL	YDS	QBH	NO	YDS	LG	TD	PD	FF	FR	TD	YDS	TK	S	A	FF	FR	S	A	W/L	SCORE
09/10	Buccaneers	P	0	0	0	0.0	0.0	0	0	0	0	0	0	0	0	0	0	0	0	0	0	0	0	0	0	0	L	17-20
09/14	at Eagles	P	2	1	1	0.0	0.0	0	0	0	0	0	0	0	0	0	0	0	0	0	0	0	0	0	0	L	28-34	
2023 TOTALS		2-0	2	1	1	0.0	0.0	0	0	0	0	0	0	0	0	0	0	0	0	0	0	0	0	0	0	0-2		

2022 GAME-BY-GAME REGULAR-SEASON STATISTICS (VIKINGS)

DATE	OPPONENT	P/S	TACKLES							INTERCEPTIONS					O. FUMB				ST				MISC			SCORE		
			TK	S	A	SK	YDS	TFL	YDS	QBH	NO	YDS	LG	TD	PD	FF	FR	TD	YDS	TK	S	A	FF	FR	S		A	W/L
09/11	Packers	P	0	0	0	0.0	0.0	0	0	0	0	0	0	0	0	0	0	0	0	0	0	0	0	0	0	0	W	23-7
09/19	at Eagles	P	1	1	0	0.0	0.0	1	2	0	0	0	0	0	0	0	0	0	0	1	1	0	0	0	0	0	L	7-24
09/25	Lions	P	0	0	0	0.0	0.0	0	0	0	0	0	0	0	0	0	0	0	0	0	0	0	0	0	0	0	W	28-24
10/02	at Saints	P	0	0	0	0.0	0.0	0	0	0	0	0	0	0	0	0	0	0	0	0	0	0	0	0	0	0	W	28-25
10/09	Bears	P	1	0	1	0.0	0.0	0	0	0	0	0	0	0	0	0	0	0	0	0	0	0	0	0	0	0	W	29-22
10/16	at Dolphins	P	3	2	1	2.0	11.0	2	11	2	0	0	0	0	0	0	0	0	0	0	0	0	0	0	0	0	W	24-16
10/30	Cardinals	P	1	1	0	0.0	0.0	1	1	0	0	0	0	0	0	0	0	0	0	0	0	0	0	0	0	0	W	34-26
11/06	at Commander s	P	0	0	0	0.0	0.0	0	0	0	0	0	0	0	0	0	0	0	0	0	0	0	0	0	0	0	W	20-17
11/13	at Bills	P	0	0	0	0.0	0.0	0	0	0	0	0	0	0	0	0	0	0	0	1	0	1	0	0	0	0	W	33-30+
11/20	Cowboys	P	4	2	2	0.0	0.0	1	2	0	0	0	0	0	0	0	0	0	0	1	1	0	0	0	0	0	L	3-40
11/24	Patriots	P	0	0	0	0.0	0.0	0	0	0	0	0	0	0	0	0	0	0	0	1	1	0	0	0	0	0	W	33-26
12/04	Jets	P	4	3	1	1.0	3.0	1	3	1	0	0	0	0	0	0	0	0	0	0	0	0	0	0	0	0	W	27-22
12/11	at Lions	P	1	0	1	0.0	0.0	0	0	0	0	0	0	0	0	0	0	0	0	0	0	0	0	0	0	0	L	23-34
12/17	Colts		INACTIVE																				W	39-36+				
12/24	Giants	P	1	0	1	0.0	0.0	0	0	0	0	0	0	0	0	0	0	0	0	1	0	1	0	0	0	0	W	27-24
01/01	at Packers	P	1	0	1	0.0	0.0	0	0	0	0	0	0	0	0	0	0	0	0	1	1	0	0	0	0	0	L	17-41
01/08	at Bears	P	4	3	1	1.0	6.0	2	7	2	0	0	0	0	0	0	0	0	0	0	0	0	0	0	0	0	W	29-13
2022 TOTALS		16-0	21	12	9	4.0	20.0	8	26	5	0	0	0	0	0	0	0	0	0	0	6	4	2	0	0	0	13-4	

+ - Overtime

2021 GAME-BY-GAME REGULAR-SEASON STATISTICS (VIKINGS)

DATE	OPPONENT	P/S	TACKLES							INTERCEPTIONS					O. FUMB				ST				MISC			SCORE		
			TK	S	A	SK	YDS	TFL	YDS	QBH	NO	YDS	LG	TD	PD	FF	FR	TD	YDS	TK	S	A	FF	FR	S		A	W/L
09/12	at Bengals		ON INACTIVE LIST																				L	24-27+				
09/19	at Cardinals		DID NOT PLAY (NON-INJURY)																				L	33-34				
09/26	Seahawks		ON INACTIVE LIST																				W	30-17				
10/03	Browns		ON INACTIVE LIST																				L	7-14				
10/10	Lions		ON INACTIVE LIST																				W	19-17				
10/17	at Panthers		ON INACTIVE LIST																				W	34-28+				
10/31	Cowboys		ON INACTIVE LIST																				L	16-20				
11/07	at Ravens	P	0	0	0	0.0	0.0	0	0	0	0	0	0	0	0	0	0	0	0	0	0	0	0	0	0	0	L	31-34+
11/14	at Chargers	P	2	1	1	0.0	0.0	0	0	0	0	0	0	0	0	0	0	0	0	0	0	0	0	0	0	0	W	27-20
11/21	Packers	P	0	0	0	0.0	0.0	0	0	0	0	0	0	0	0	0	0	0	0	0	0	0	0	0	0	0	W	34-31
11/28	at 49ers	P	2	0	2	0.0	0.0	0	0	0	0	0	0	0	0	0	0	0	0	0	0	0	0	0	0	0	L	26-34
12/05	at Lions	P	0	0	0	0.0	0.0	0	0	0	0	0	0	0	0	0	0	0	0	0	0	0	0	0	0	0	L	27-29
12/09	Steelers	P	1	1	0	0.0	0.0	0	0	0	0	0	0	0	0	0	0	0	0	0	0	0	0	0	0	0	W	36-28
12/20	at Bears	P	2	2	0	0.0	0.0	0	0	0	0	0	0	0	0	0	0	0	0	0	0	0	0	0	0	0	W	17-9
12/26	Rams	P	0	0	0	0.0	0.0	0	0	0	0	0	0	0	0	0	0	0	0	0	0	0	0	0	0	0	L	23-30
01/02	at Packers		DID NOT PLAY																				L	10-37				
01/09	Bears	P	0	0	0	0.0	0.0	0	0	0	0	0	0	0	0	0	0	0	0	0	0	0	0	0	0	0	W	31-17
2021 TOTALS		9-0	7	4	3	0.0	0.0	0	0	0	0	0	0	0	0	0	0	0	0	0	0	0	0	0	0	0	8-9	

+ - Overtime

2022 GAME-BY-GAME POSTSEASON STATISTICS (VIKINGS)

DATE	OPPONENT	P/S	TACKLES							INTERCEPTIONS					O. FUMB				ST				MISC			SCORE		
			TK	S	A	SK	YDS	TFL	YDS	QBH	NO	YDS	LG	TD	PD	FF	FR	TD	YDS	TK	S	A	FF	FR	S		A	W/L
01/15	Giants	P	1	0	1	0.0	0.0	0	0	0	0	0	0	0	0	0	0	0	0	0	0	0	0	0	0	0	L	24-31
2022 TOTALS			1-0	1	0	1	0.0	0.0	0	0	0	0	0	0	0	0	0	0	0	0	0	0	0	0	0	0	0-1	



GREGORY JOSEPH



1

KICKER

Ht: 6-0

DOB: 8-4-94

Vikings Season: 3

Acquired: FA '21

Wt: 206

College: Florida Atlantic

NFL Season: 6

2023 GP/GS

2/0

CAREER GP/GS

52/0

PLAYOFF GP/GS

4/0

KEY TRANSACTIONS

- Entered NFL as a rookie free agent with Miami, signing with the Dolphins on 5/10/18.
- Signed by the Cleveland Browns on 9/17/18.
- Waived by the Browns on 8/31/19.
- Cut by the Browns on 9/1/19.
- Added to the Carolina Panthers practice squad on 11/25/19.
- Signed by the Tennessee Titans on 12/18/19.
- Cut by the Titans on 9/4/20.
- Spent 2020 season on Tampa Bay practice squad as the team won three road playoff games en route to being the first NFL team to play in the Super Bowl and win it in its home stadium.
- Joined Vikings on 2/11/21 as a free agent.

OFF THE FIELD

- Born in South Africa and lived there before moving at age 7 with his family to the United States; attended high school in Boca Raton, Florida.
- Has degree in health administration from FAU.
- Played one season of high school football but was all-state honoree in soccer.
- Avid professional and international soccer fan.

HONORS

- NFC Special Teams Player of the Week (Week 4, 2022, Week 16, 2022).

CAREER NOTES

2023 | MINNESOTA VIKINGS

- Connected on each of his four extra point attempts at Philadelphia (9/14).
- Made all his kicks in Week 1 vs. Tampa Bay (9/10), connecting on two extra points and a 25-yard field goal.

2022 | MINNESOTA VIKINGS

- Went perfect on all his kicks, making one field goal and all three extra points, in his Viking playoff debut (1/15/23).
- Connected on all three of his field goal attempts, including a 50-yarder, his 10th as a Viking (1/8/23).
- Made both of his field goals, including a career-long, 61-yard game-winning field goal, a new franchise record (12/24).
- Made his fourth game-winning field goal of the season, a 40-yard walk off connection in overtime, setting a team record (12/17).
- Connected on a 51-yard field goal, marking the ninth since becoming a Viking, and now ranks third in franchise history for most 50-plus yard field goals made (12/4).
- Made a career-high five field goals in Week 4 vs. New Orleans, becoming the ninth Vikings kicker to make five field goals in a game (10/2).
- Went 3-for-3 on field goals against Green Bay, including a career-long 56-yard field goal made, tying the franchise record for longest field goal made (9/11).

2021 | MINNESOTA VIKINGS

- Appeared in all 17 games in 2021, making 33 field goals, the fifth-most field goals made in the NFL. He also tied for third in the NFL in 50+ yard field goals made with seven. His seven 50+ yarders are the second-most made in franchise history in a single season. Joseph had career-high 135 points on the season.
- Made two 50-plus-yard field goals, which makes him tied for second-most in a game in team history (9/19).
- Reached a career high of 12 points in a single game versus Seattle (9/26).
- Made all six of his field goal attempts against Seattle (9/26).
- Became one of only two kickers to start the season perfect from 50+ yards through Week 5 of a season, minimum five attempts, since 2000 (10/10).
- Made a last-second, game-winning, 54-yard field goal to secure the 19-17 win over Detroit (10/10).
- Set a new career-high of 55-yard field goal against the Lions (10/10).
- Made all three of his field goals against Dallas, marking the third time he has kicked three field goals in a game in 2021.
- Tallied his second game-winning field goal against Green Bay (11/21).
- Passed Dan Bailey for eighth in franchise history for most field goals made in a season with 29 (12/20).
- Became one of eight Vikings kickers to make 30 field goals in a single season after hitting three against the Rams (12/26).
- Made his seventh field goal of 50-plus yards in 2021, which is the second-most in a single season in franchise history. His 51-yard field goal is the longest field goal made in January at Lambeau Field (1/2).

2020 - TAMPA BAY BUCCANEERS/TENNESSEE TITANS

- Signed to Tampa Bay practice squad on 9/8 where he remained for rest of 2020 season as Buccaneers won Super Bowl LV in their home stadium.
- Released by Tennessee on 9/4 during training camp.

2019 | TENNESSEE TITANS

- Played final two games of regular season and all three playoff contests for Titans as they advanced to AFC Championship Game as a Wild Card playoff entrant.
- Handled kickoff duties for Tennessee.
- Did not attempt a FG in regular season and made lone attempt in the postseason.
- Connected on 18-of-18 PATs during regular season and playoffs, nine in regular season and nine in postseason.
- Signed by Tennessee on 12/18 and played in first game with club vs. New Orleans (12/22).

2018 | CLEVELAND BROWNS/MIAMI DOLPHINS

- Set Browns rookie records for points (76) and FGs made (17).
- Played in first career game vs. NY Jets (9/20), going 2-2 on FGs and 1-1 on extra points in a 21-17 win on *Thursday Night Football*, the first win of the season for the Browns.
- Made game-winning 37-yard FG with :02 left in OT period to seal a 12-9 win vs. Baltimore (10/7).
- Connected on career-long 51-yard FG vs. Kansas City (11/4).
- Went 7-for-8 on FGs over the final eight games of the season.
- Originally signed by Dolphins as a rookie free agent; spent training camp and preseason with Miami, released on 9/2.

COLLEGE - FLORIDA ATLANTIC

- Played in 50 games at Florida Atlantic from 2014-17 after redshirting in 2013.
- Hit 57-82 career FGs and 165-170 PATs, earning Honorable Mention All-Conference USA honors in 2016 and 2017.
- Left FAU as school record holder in points (336), FGs and PATs.
- As a senior, was 15/21 on FGs, 64/68 on PATs.
- As a junior, was 10/14 on FGs, 39/39 on PATs.
- As a sophomore, made career-high 18 FGs on 27 attempts and all 28 PAT tries.

PREP - AMERICAN HERITAGE

- Standout in soccer at American Heritage High in Delray Beach, Florida, earning All-County and All-State honors.

GREG JOSEPH'S NFL REGULAR SEASON KICKING STATISTICS

DATE	TEAM	GP	FGM	FGA	PCT.	LG	XP	XPA	PCT.	BLK	PTS
2023	Vikings	2	1	1	100.0	25	6	6	100.0	0	9
2022	Vikings	17	26	33	78.8	61	40	46	87.0	2	118
2021	Vikings	17	33	38	86.8	55	36	40	90.0	0	135
2020	Buccaneers	0	0	0	0.0	0	0	0	0.0	0	0
2019	Titans	2	0	0	0.0	0	9	9	100.0	0	9
Went from Cleveland to Tennessee .											
2019	Browns	0	0	0	0.0	0	0	0	0.0	0	0
2019	TOTAL	2	0	0	0.0	0	9	9	100.0	0	9
2018	Browns	14	17	20	85.0	51	25	29	86.2	0	76
Went from Miami to Cleveland .											
2018	Dolphins	0	0	0	0.0	0	0	0	0.0	0	0
2018	TOTAL	14	17	20	85.0	51	25	29	86.2	0	76
NFL TOTALS		52	77	92	83.7	61	116	130	89.2	2	347

GREG JOSEPH'S NFL POSTSEASON KICKING STATISTICS

DATE	TEAM	GP	FGM	FGA	PCT.	LG	XP	XPA	PCT.	BLK	PTS
2022	Vikings	1	1	1	100.0	38	3	3	100.0	0	6
2020	Buccaneers	0	0	0	0.0	0	0	0	0.0	0	0
2019	Titans	3	1	1	100.0	30	9	9	100.0	0	12
NFL TOTALS		4	2	2	100.0	38	12	12	100.0	0	18

GREG JOSEPH'S NFL REGULAR SEASON FIELD-GOAL ACCURACY STATISTICS

DATE	TEAM	1-19	PCT.	20-29	PCT.	30-39	PCT.	40-49	PCT.	50+	PCT.
2023	Vikings	0-0	0.0	1-1	100.0	0-0	0.0	0-0	0.0	0-0	0.0
2022	Vikings	0-0	0.0	10-10	100.0	5-5	100.0	7-8	87.5	4-10	40.0
2021	Vikings	0-0	0.0	8-8	100.0	11-12	91.7	7-9	77.8	7-9	77.8
2020	Buccaneers	0-0	0.0	0-0	0.0	0-0	0.0	0-0	0.0	0-0	0.0
2019	Titans	0-0	0.0	0-0	0.0	0-0	0.0	0-0	0.0	0-0	0.0
Went from Cleveland to Tennessee .											
2019	Browns	0-0	0.0	0-0	0.0	0-0	0.0	0-0	0.0	0-0	0.0
2019	TOTAL	0-0	0.0	0-0	0.0	0-0	0.0	0-0	0.0	0-0	0.0
2018	Browns	0-0	0.0	4-4	100.0	7-7	100.0	5-7	71.4	1-2	50.0
Went from Miami to Cleveland .											
2018	Dolphins	0-0	0.0	0-0	0.0	0-0	0.0	0-0	0.0	0-0	0.0
2018	TOTAL	0-0	0.0	4-4	100.0	7-7	100.0	5-7	71.4	1-2	50.0
NFL TOTALS		0-0	0.0	23-23	100.0	23-24	95.8	19-24	79.2	12-21	57.1

GREG JOSEPH'S NFL POSTSEASON FIELD-GOAL ACCURACY STATISTICS

DATE	TEAM	1-19	PCT.	20-29	PCT.	30-39	PCT.	40-49	PCT.	50+	PCT.
2022	Vikings	0-0	0.0	0-0	0.0	1-1	100.0	0-0	0.0	0-0	0.0
2020	Buccaneers	0-0	0.0	0-0	0.0	0-0	0.0	0-0	0.0	0-0	0.0
2019	Titans	0-0	0.0	0-0	0.0	1-1	100.0	0-0	0.0	0-0	0.0
NFL TOTALS		0-0	0.0	0-0	0.0	2-2	100.0	0-0	0.0	0-0	0.0

SINGLE-GAME HIGHS: KICKER

Field Goals Made	5 at NO, Oct 02, 2022	Points	16 at NO, Oct 02, 2022
Field Goal Attempts	5 at NO, Oct 02, 2022 ...2 more at 5.	Special Teams Tackles	1 vs. IND, Dec 17, 2022 ...2 more at 1.
Longest Field Goals Made	61 vs. NYG, Dec 24, 2022	Kickoff Average	69.5 vs. IND, Dec 17, 2022
Longest Field Goals Attempt	61 vs. NYG, Dec 24, 2022	Extra Point Attempt Percentage	100.0 at HOU, Dec 29, 2019 ...1 more at 100.0.
PATs Made	5 at HOU, Dec 29, 2019 ...1 more at 5.	Field Goal Percentage	100.0 at NO, Oct 02, 2022
PAT Attempts	5 vs. ARI, Oct 30, 2022 ...2 more at 5.	Touchbacks	9 at OAK, Sep 30, 2018

SINGLE-GAME HIGHS - POSTSEASON: KICKER

Field Goals Made	1 vs. NYG, Jan 15, 2023 ...1 more at 1.	PAT Attempts	4 at BAL, Jan 11, 2020
Field Goal Attempts	1 vs. NYG, Jan 15, 2023 ...1 more at 1.	Points	6 vs. NYG, Jan 15, 2023 ...1 more at 6.
Longest Field Goals Made	38 vs. NYG, Jan 15, 2023	Kickoff Average	64.8 vs. NYG, Jan 15, 2023
Longest Field Goals Attempt	38 vs. NYG, Jan 15, 2023	Touchbacks	4 vs. NYG, Jan 15, 2023
PATs Made	4 at BAL, Jan 11, 2020		

2023 GAME-BY-GAME REGULAR-SEASON STATISTICS (VIKINGS)

DATE	OPPONENT		FIELD GOALS				EXTRA POINTS						
			FGM	FGA	PCT	LG	XP	XPA	PCT	BLK	PTS	W/L	SCORE
09/10	Buccaneers	P	1	1	100.0	25	2	2	100.0	0	5	L	17-20
09/14	at Eagles	P	0	0	0.0	0	4	4	100.0	0	4	L	28-34
2023 TOTALS		2	1	1	100.0	25	6	6	100.0	0	9	0-2	

2022 GAME-BY-GAME REGULAR-SEASON STATISTICS (VIKINGS)

			FIELD GOALS				EXTRA POINTS						
DATE	OPPONENT		FGM	FGA	PCT	LG	XP	XPA	PCT	BLK	PTS	W/L	SCORE
09/11	Packers	P	3	3	100.0	56	2	2	100.0	0	11	W	23-7
09/19	at Eagles	P	0	0	0.0	0	1	1	100.0	0	1	L	7-24
09/25	Lions	P	0	2	0.0	0	4	4	100.0	0	4	W	28-24
10/02	at Saints	P	5	5	100.0	47	1	2	50.0	0	16	W	28-25
10/09	Bears	P	0	2	0.0	0	3	3	100.0	0	3	W	29-22
10/16	at Dolphins	P	1	1	100.0	34	1	2	50.0	0	4	W	24-16
10/30	Cardinals	P	0	1	0.0	0	4	5	80.0	0	4	W	34-26
11/06	at Commanders	P	2	2	100.0	28	2	2	100.0	0	8	W	20-17
11/13	at Bills	P	2	2	100.0	33	3	4	75.0	0	9	W	33-30+
11/20	Cowboys	P	1	1	100.0	25	0	0	0.0	0	3	L	3-40
11/24	Patriots	P	2	2	100.0	36	3	4	75.0	0	9	W	33-26
12/04	Jets	P	2	2	100.0	51	3	3	100.0	0	9	W	27-22
12/11	at Lions	P	1	1	100.0	41	2	2	100.0	0	5	L	23-34
12/17	Colts	P	1	1	100.0	40	4	4	100.0	0	7	W	39-36+
12/24	Giants	P	2	2	100.0	61	3	3	100.0	0	9	W	27-24
01/01	at Packers	P	1	3	33.3	21	2	2	100.0	0	5	L	17-41
01/08	at Bears	P	3	3	100.0	50	2	3	66.7	0	11	W	29-13
2022 TOTALS	17		26	33	78.8	61	40	46	87.0	0	118	13-4	

+ - Overtime

2021 GAME-BY-GAME REGULAR-SEASON STATISTICS (VIKINGS)

			FIELD GOALS				EXTRA POINTS						
DATE	OPPONENT		FGM	FGA	PCT	LG	XP	XPA	PCT	BLK	PTS	W/L	SCORE
09/12	at Bengals	P	1	1	100.0	53	3	3	100.0	0	6	L	24-27+
09/19	at Cardinals	P	2	3	66.7	52	3	4	75.0	0	9	L	33-34
09/26	Seahawks	P	3	3	100.0	43	3	3	100.0	0	12	W	30-17
10/03	Browns	P	0	0	0.0	0	1	1	100.0	0	1	L	7-14
10/10	Lions	P	4	5	80.0	55	1	1	100.0	0	13	W	19-17
10/17	at Panthers	P	3	5	60.0	38	1	1	100.0	0	10	W	34-28+
10/31	Cowboys	P	3	3	100.0	45	1	1	100.0	0	10	L	16-20
11/07	at Ravens	P	1	1	100.0	36	4	4	100.0	0	7	L	31-34+
11/14	at Chargers	P	2	2	100.0	46	3	3	100.0	0	9	W	27-20
11/21	Packers	P	2	2	100.0	51	2	3	66.7	0	8	W	34-31
11/28	at 49ers	P	0	0	0.0	0	2	3	66.7	0	2	L	26-34
12/05	at Lions	P	3	3	100.0	41	0	0	0.0	0	9	L	27-29
12/09	Steelers	P	3	4	75.0	42	3	4	75.0	0	12	W	36-28
12/20	at Bears	P	1	1	100.0	37	2	2	100.0	0	5	W	17-9
12/26	Rams	P	3	3	100.0	44	2	2	100.0	0	11	L	23-30
01/02	at Packers	P	1	1	100.0	51	1	1	100.0	0	4	L	10-37
01/09	Bears	P	1	1	100.0	39	4	4	100.0	0	7	W	31-17
2021 TOTALS	17		33	38	86.8	55	36	40	90.0	0	135	8-9	

+ - Overtime

2020 GAME-BY-GAME REGULAR-SEASON STATISTICS (BUCCANEERS)

DATE	OPPONENT	FIELD GOALS				EXTRA POINTS				PTS	W/L	SCORE
		FGM	FGA	PCT	LG	XP	XPA	PCT	BLK			
09/13	at Saints										L	23-34
09/20	Panthers										W	31-17
09/27	at Broncos										W	28-10
10/04	Chargers										W	38-31
10/08	at Bears										L	19-20
10/18	Packers										W	38-10
10/25	at Raiders										W	45-20
11/02	at Giants										W	25-23
11/08	Saints										L	3-38
11/15	at Panthers										W	46-23
11/23	Rams										L	24-27
11/29	Chiefs										L	24-27
12/13	Vikings										W	26-14
12/20	at Falcons										W	31-27
12/26	at Lions										W	47-7
01/03	Falcons										W	44-27
2020 TOTALS		0	0	0.0	0	0	0	0.0	0	0	11-5	

2019 GAME-BY-GAME REGULAR-SEASON STATISTICS (BROWNS/TITANS)

DATE	OPPONENT	FIELD GOALS				EXTRA POINTS				PTS	W/L	SCORE	
		FGM	FGA	PCT	LG	XP	XPA	PCT	BLK				
09/08	Titans										L	13-43	
09/16	at Jets										W	23-3	
09/22	Rams										L	13-20	
09/29	at Ravens										W	40-25	
10/07	at 49ers										L	3-31	
10/13	Seahawks										L	28-32	
10/27	at Patriots										L	13-27	
11/03	at Broncos										L	19-24	
11/10	Bills										W	19-16	
11/14	Steelers										W	21-7	
11/24	Dolphins										W	41-24	
12/01	at Steelers										L	13-20	
12/08	Bengals										W	27-19	
12/15	at Cardinals										L	24-38	
												Went from Browns to Titans .	
12/22	Saints	P	0	0	0.0	0	4	4	100.0	0	4	L	28-38
12/29	at Texans	P	0	0	0.0	0	5	5	100.0	0	5	W	35-14
2019 TOTALS		2	0	0	0.0	0	9	9	100.0	0	9	7-9	

2018 GAME-BY-GAME REGULAR-SEASON STATISTICS (DOLPHINS/BROWNS)

		FIELD GOALS					EXTRA POINTS						
DATE	OPPONENT	FGM	FGA	PCT	LG	XP	XPA	PCT	BLK	PTS	W/L	SCORE	
09/09	Titans					DID NOT PLAY						W	27-20
09/16	at Jets					DID NOT PLAY						W	20-12
Went from Dolphins to Browns .													
09/20	Jets	P	2	2	100.0	45	1	1	100.0	0	7	W	21-17
09/30	at Raiders	P	2	2	100.0	28	2	2	100.0	0	8	L	42-45+
10/07	Ravens	P	2	3	66.7	37	0	1	0.0	0	6	W	12-9+
10/14	Chargers	P	2	2	100.0	33	0	0	0.0	0	6	L	14-38
10/21	at Buccaneers	P	0	0	0.0	0	3	3	100.0	0	3	L	23-26+
10/28	at Steelers	P	2	3	66.7	45	0	1	0.0	0	6	L	18-33
11/04	Chiefs	P	1	1	100.0	51	0	0	0.0	0	3	L	21-37
11/11	Falcons	P	0	0	0.0	0	4	4	100.0	0	4	W	28-16
11/25	at Bengals	P	0	0	0.0	0	5	5	100.0	0	5	W	35-20
12/02	at Texans	P	0	0	0.0	0	1	1	100.0	0	1	L	13-29
12/09	Panthers	P	2	2	100.0	49	2	3	66.7	0	8	W	26-20
12/15	at Broncos	P	1	1	100.0	40	2	2	100.0	0	5	W	17-16
12/23	Bengals	P	2	2	100.0	37	2	3	66.7	0	8	W	26-18
12/30	at Ravens	P	1	2	50.0	35	3	3	100.0	0	6	L	24-26
2018 TOTALS	14	17	20	85.0	51	25	29	86.2	0	76	9-7		

+ - Overtime

2022 GAME-BY-GAME POSTSEASON STATISTICS (VIKINGS)

		FIELD GOALS					EXTRA POINTS						
DATE	OPPONENT	FGM	FGA	PCT	LG	XP	XPA	PCT	BLK	PTS	W/L	SCORE	
01/15	Giants	P	1	1	100.0	38	3	3	100.0	0	6	L	24-31
2022 TOTALS	1	1	1	100.0	38	3	3	100.0	0	6	0-1		

2020 GAME-BY-GAME POSTSEASON STATISTICS (BUCCANEERS)

		FIELD GOALS					EXTRA POINTS						
DATE	OPPONENT	FGM	FGA	PCT	LG	XP	XPA	PCT	BLK	PTS	W/L	SCORE	
01/09	at Football Team					PRACTICE SQUAD						W	31-23
01/17	at Saints					PRACTICE SQUAD						W	30-20
01/24	at Packers					PRACTICE SQUAD						W	31-26
02/07	Chiefs					PRACTICE SQUAD						W	31-9
2020 TOTALS	0	0	0	0.0	0	0	0	0.0	0	0	4-0		

2019 GAME-BY-GAME POSTSEASON STATISTICS (TITANS)

		FIELD GOALS					EXTRA POINTS						
DATE	OPPONENT	FGM	FGA	PCT	LG	XP	XPA	PCT	BLK	PTS	W/L	SCORE	
01/04	at Patriots	P	0	0	0.0	0	2	2	100.0	0	2	W	20-13
01/11	at Ravens	P	0	0	0.0	0	4	4	100.0	0	4	W	28-12
01/19	at Chiefs	P	1	1	100.0	30	3	3	100.0	0	6	L	24-35
2019 TOTALS	3	1	1	100.0	30	9	9	100.0	0	12	2-1		



DEAN LOWRY



94

DEFENSIVE LINEMAN

Ht: 6-6

DOB: 6-9-94

Vikings Season: 1

Acquired: FA '23

Wt: 296

College: Northwestern

NFL Season: 8

2023 GP/GS

2/1

CAREER GP/GS

113/81

PLAYOFF GP/GS

8/5

KEY TRANSACTIONS

- Drafted in the fourth round (137th overall) of the 2016 NFL Draft by the Green Bay Packers, the second of two compensatory choices awarded to the team.

OFF THE FIELD

- Spent time with veterans at the Huddle for Heroes event at The Turn in Titledown.
- Visited with kids at the Milwaukee Children's Hospital and helped build a playground with the Milwaukee police.
- Signed autographs to raise funds for The Salvation Army.
- Visited the Mukwonago High School basketball team to congratulate the students for their work raising funds for the Make-A-Wish Wisconsin program, Kids For Wish Kids®.
- Gave a speech at graduation at Pioneer Elementary School in Ashwaubenon, Wisconsin.
- Took part in the Green Bay Packers Give Back Bowling Event in 2018 to raise money for Northeast Wisconsin Technical College (NWTC) and in 2019 to raise money for the Wisconsin Court Appointed Special Advocates (CASA) Association.
- Visited the cadets at the Wisconsin Challenge Academy at Fort McCoy and participated in a youth outreach event at the University of Wisconsin-Green Bay.
- While he was in college, visited elementary schools in Evanston, Illinois, to discuss the importance of education and exercise with students.
- Given name is Dean Vincent Lowry.
- Born in Rockford, Illinois.
- Earned his degree in economics.

CAREER NOTES

2023 | MINNESOTA VIKINGS

- Saw action on both defense (39 snaps) and special teams (seven snaps) against the Eagles (9/14).
- Made his Vikings debut Week 1 vs. Tampa Bay (9/10), earning the start and collecting four tackles.

2022 | GREEN BAY PACKERS

- Played in 15 games with 12 starts, finishing the season with 43 tackles (23 solo), a half-sack, a tackle for a loss, a pass defended, five QB hits and a blocked field goal in 2022 ... Was placed on injured reserve (calf) on Dec. 27.
- Registered the first blocked field goal of his career when he blocked a 40-yard FG attempt by K Cairo Santos at Chicago (12/4).

2021 | GREEN BAY PACKERS

- In 2021, started all 17 contests and posted 42 tackles (24 solo), five tackles for a loss, a career-high five sacks (No. 3 on the team), a career-best-tying nine QB hits (No. 4 on the team) and a career-high-tying four passes defended.
- Ranked No. 3 on the team in sacks and No. 4 in QB hits.
- Registered at least a half-sack in four straight games (Weeks 5-8), the longest streak of his career.

2020 | GREEN BAY PACKERS

- Started all 16 games in 2020, finishing second among Green Bay defensive linemen with 36 tackles (14 solo) and three sacks while

also recording four QB hits and two passes defended.

- Started both postseason contests and finished No. 2 among Packer defensive linemen with seven tackles (three solo).

2019 | GREEN BAY PACKERS

- Started all 16 games for the first time in his career in 2019 and recorded a career-high 62 tackles (33 solo), five tackles for a loss, an interception, two passes defended, a fumble recovery, a career-high nine QB hits and 11 QB pressures.
- Started both playoff games and recorded five tackles (two solo) and a QB pressure.

2018 | GREEN BAY PACKERS

- Saw action in all 16 games (8 starts) in 2018, setting a career high in solo tackles (39), while also registering three sacks, four passes defended and the first forced fumble of his career.

2017 | GREEN BAY PACKERS

- Played in all 16 games with 11 starts in 2017 and registered 34 tackles (22 solo), two sacks, seven tackles for a loss, a fumble recovery returned for a touchdown, two passes defended, five QB hits and six QB pressures.
- Posted four solo tackles, a sack, a QB pressure and a QB hit, and registered his first career TD after recovering a QB Jameis Winston fumble forced by DL Kenny Clark at the Green Bay 38 late in the second quarter and returning it 62 yards. Became just the seventh Green Bay player (since 1982) to register a sack and a defensive TD in the same game.

2016 | GREEN BAY PACKERS

- Played in 15 games as a rookie in 2016 and registered 14 tackles (eight solo), two sacks, three tackles for a loss, nine QB pressures and two QB hits.

COLLEGE - NORTHWESTERN

- Played in 48 games with 33 starts for the Wildcats and registered 134 tackles (83 solo), 31.5 tackles for a loss, 12.5 sacks, three INTs (one returned for a TD), 21 passes defended, three fumble recoveries and three forced fumbles.
- As a senior in 2015, was part of a Northwestern defense that ranked No. 12 in the country in points allowed (18.6 ppg).
- Set a school single-game record and tied the sixth-best mark in conference history with 6.0 tackles for loss, earning NU's Defensive Player of the Game honors after finishing with a career-high 10 tackles (seven solo) and a career-best two sacks in the 30-28 win at Nebraska (Oct. 24) as a senior.
- Ranked second on the team in tackles for a loss as a junior. Also earned Academic All-Big Ten honors.
- Was named to ESPN.com's Big Ten All-Freshman team in 2012.

PREP - BOYLAN (ILL.)

- Earned IHCA 7A all-state recognition and was named the Northern Illinois Conference (NIC-10) Defensive MVP as a senior in 2011. Also an all-state selection by the *Chicago Tribune* and the *Champaign News-Gazette*.
- Was a member of back-to-back state championship teams (2010-11) after finishing with a perfect 14-0 mark in both seasons.

DEAN LOWRY'S NFL REGULAR SEASON DEFENSIVE STATISTICS

DATE	TEAM	GP	GS	TACKLES							INTERCEPTIONS					O. FUMB				ST				MISC			
				TK	S	A	TFL	YDS	SK	YDS	QBH	NO	YDS	LG	TD	PD	FF	FR	TD	YDS	TK	S	A	FF	FR	S	A
2023	Vikings	2	1	6	2	4	0	0	0.0	0.0	0	0	0	0	0	0	0	0	0	0	0	0	0	0	0	0	0
2022	Packers	15	12	43	23	20	1	2	0.5	3.0	5	0	0	0	0	1	0	0	0	0	0	0	0	0	0	0	0
2021	Packers	17	17	42	24	18	5	40	5.0	42.0	9	0	0	0	0	4	0	1	0	0	0	0	0	0	0	0	0
2020	Packers	16	16	36	14	22	2	19	3.0	19.0	4	0	0	0	0	2	0	0	0	0	0	0	0	0	0	0	0
2019	Packers	16	16	47	23	24	2	2	0.0	0.0	9	1	7	7	0	3	0	1	0	0	0	0	0	0	0	0	0
2018	Packers	16	8	44	31	13	5	27	3.0	23.0	4	0	0	0	0	3	1	1	0	0	0	0	0	0	0	0	0
2017	Packers	16	11	32	18	14	5	28	2.0	21.0	5	0	0	0	0	2	0	1	1	62	0	0	0	0	0	0	0
2016	Packers	15	0	8	6	2	3	20	2.0	19.0	2	0	0	0	0	1	0	0	0	0	0	0	0	0	0	0	0
NFL TOTALS		113	81	258	141	117	23	138	15.5	127.0	38	1	7	7	0	16	1	4	1	62	0	0	0	0	0	0	0

DEAN LOWRY'S NFL POSTSEASON DEFENSIVE STATISTICS

DATE	TEAM	GP	TACKLES							INTERCEPTIONS						O. FUMB				ST				MISC				
			GS	TK	S	A	TFL	YDS	SK	YDS	QBH	NO	YDS	LG	TD	PD	FF	FR	TD	YDS	TK	S	A	FF	FR	S	A	
2021	Packers	1	1	4	1	3	0	0	0.0	0.0	0	0	0	0	0	1	0	0	0	0	0	0	0	0	0	0	0	0
2020	Packers	2	2	7	3	4	0	0	0.0	0.0	0	0	0	0	0	0	0	0	0	0	0	0	0	0	0	0	0	
2019	Packers	2	2	3	2	1	0	0	0.0	0.0	0	0	0	0	0	0	0	0	0	0	0	0	0	0	0	0	0	
2016	Packers	3	0	1	1	0	0	0	0.0	0.0	0	0	0	0	0	0	0	0	0	0	0	0	0	0	0	0	0	
NFL TOTALS		8	5	15	7	8	0	0	0.0	0.0	0	0	0	0	0	1	0	0	0	0	0	0	0	0	0	0	0	

SINGLE-GAME HIGHS: DEFENSIVE

Total Tackles	9 vs. DEN, Sep 22, 2019	Fumble Recoveries	1 vs. WAS, Oct 24, 2021
Solo Tackles	6 vs. MIA, Nov 11, 2018		...3 more at 1.
Sacks	1.0 at DET, Jan 09, 2022	Tackles For Loss	3 vs. DEN, Sep 22, 2019
	...12 more at 1.0.	Interceptions	1 vs. CHI, Dec 15, 2019
Passes Defensed	2 at CIN, Oct 10, 2021	Interception Return Yards	7 vs. CHI, Dec 15, 2019
	...1 more at 2.	Longest Opp Fumble Return	62 vs. TB, Dec 03, 2017
Forced Fumbles	1 at CHI, Dec 16, 2018		

SINGLE-GAME HIGHS - POSTSEASON: DEFENSIVE

Total Tackles	5 vs. TB, Jan 24, 2021	Passes Defensed	1 vs. SF, Jan 22, 2022
Solo Tackles	2 vs. TB, Jan 24, 2021		
	...1 more at 2.		

2023 GAME-BY-GAME REGULAR-SEASON STATISTICS (VIKINGS)

DATE	OPPONENT	P/S	TACKLES							INTERCEPTIONS						O. FUMB				ST				MISC				
			TK	S	A	SK	YDS	TFL	YDS	QBH	NO	YDS	LG	TD	PD	FF	FR	TD	YDS	TK	S	A	FF	FR	S	A	W/L	SCORE
09/10	Buccaneers	S	5	2	3	0.0	0.0	0	0	0	0	0	0	0	0	0	0	0	0	0	0	0	0	0	0	0	L	17-20
09/14	at Eagles	P	1	0	1	0.0	0.0	0	0	0	0	0	0	0	0	0	0	0	0	0	0	0	0	0	0	L	28-34	
2023 TOTALS		2-1	6	2	4	0.0	0.0	0	0	0	0	0	0	0	0	0	0	0	0	0	0	0	0	0	0	0-2		

2022 GAME-BY-GAME REGULAR-SEASON STATISTICS (PACKERS)

DATE	OPPONENT	P/S	TACKLES							INTERCEPTIONS					O. FUMB				ST				MISC		W/L	SCORE	
			TK	S	A	SK	YDS	TFL	YDS	QBH	NO	YDS	LG	TD	PD	FF	FR	TD	YDS	TK	S	A	FF	FR			S
09/11	at Vikings	S	3	2	1	0.0	0.0	0	0	2	0	0	0	0	0	0	0	0	0	0	0	0	0	0	0	L	7-23
09/18	Bears	S	5	4	1	0.0	0.0	0	0	0	0	0	0	0	0	0	0	0	0	0	0	0	0	0	W	27-10	
09/25	at Buccaneers	S	3	1	2	0.0	0.0	0	0	0	0	0	0	0	0	0	0	0	0	0	0	0	0	0	W	14-12	
10/02	Patriots	S	5	2	3	0.5	3.0	0	0	1	0	0	0	0	0	0	0	0	0	0	0	0	0	0	W	27-24+	
10/09	Giants	S	3	2	1	0.0	0.0	0	0	0	0	0	0	0	0	0	0	0	0	0	0	0	0	0	L	22-27	
10/16	Jets	S	2	2	0	0.0	0.0	0	0	0	0	0	0	0	1	0	0	0	0	0	0	0	0	0	L	10-27	
10/23	at Commanders	S	4	1	3	0.0	0.0	0	0	0	0	0	0	0	0	0	0	0	0	0	0	0	0	0	L	21-23	
10/30	at Bills	S	2	1	1	0.0	0.0	0	0	0	0	0	0	0	0	0	0	0	0	0	0	0	0	0	L	17-27	
11/06	at Lions	S	3	2	1	0.0	0.0	1	2	0	0	0	0	0	0	0	0	0	0	0	0	0	0	0	L	9-15	
11/13	Cowboys	S	4	1	3	0.0	0.0	0	0	0	0	0	0	0	0	0	0	0	0	0	0	0	0	0	W	31-28+	
11/17	Titans	S	4	2	2	0.0	0.0	0	0	1	0	0	0	0	0	0	0	0	0	0	0	0	0	0	L	17-27	
11/27	at Eagles	P	2	1	1	0.0	0.0	0	0	0	0	0	0	0	0	0	0	0	0	0	0	0	0	0	L	33-40	
12/04	at Bears	P	3	2	1	0.0	0.0	0	0	1	0	0	0	0	0	0	0	0	0	0	0	0	0	0	W	28-19	
12/19	Rams	P	0	0	0	0.0	0.0	0	0	0	0	0	0	0	0	0	0	0	0	0	0	0	0	0	W	24-12	
12/25	at Dolphins	S	0	0	0	0.0	0.0	0	0	0	0	0	0	0	0	0	0	0	0	0	0	0	0	0	W	26-20	
01/01	Vikings																								W	41-17	
01/08	Lions																								L	16-20	
2022 TOTALS			15-12	43	23	20	0.5	3.0	1	2	5	0	0	0	0	1	0	0	0	0	0	0	0	0	0	8-9	

+ - Overtime

2021 GAME-BY-GAME REGULAR-SEASON STATISTICS (PACKERS)

DATE	OPPONENT	P/S	TACKLES							INTERCEPTIONS					O. FUMB				ST				MISC		W/L	SCORE
			TK	S	A	SK	YDS	TFL	YDS	QBH	NO	YDS	LG	TD	PD	FF	FR	TD	YDS	TK	S	A	FF	FR		
09/12	at Saints	S	4	3	1	0.0	0.0	0	0	0	0	0	0	0	0	0	0	0	0	0	0	0	0	0	L	3-38
09/20	Lions	S	4	0	4	0.0	0.0	0	0	0	0	0	0	0	0	0	0	0	0	0	0	0	0	0	W	35-17
09/26	at 49ers	S	2	1	1	0.0	0.0	0	0	1	0	0	0	0	0	0	0	0	0	0	0	0	0	0	W	30-28
10/03	Steelers	S	2	2	0	0.0	0.0	0	0	0	0	0	0	0	0	0	0	0	0	0	0	0	0	0	W	27-17
10/10	at Bengals	S	2	0	2	0.5	1.0	0	0	1	0	0	0	0	2	0	0	0	0	0	0	0	0	0	W	25-22+
10/17	at Bears	S	5	4	1	1.0	10.0	1	10	1	0	0	0	0	0	0	0	0	0	0	0	0	0	0	W	24-14
10/24	Football Team	S	5	2	3	0.5	5.0	0	0	1	0	0	0	0	0	0	1	0	0	0	0	0	0	0	W	24-10
10/28	at Cardinals	S	3	3	0	1.0	10.0	1	10	1	0	0	0	0	0	0	0	0	0	0	0	0	0	0	W	24-21
11/07	at Chiefs	S	1	1	0	0.0	0.0	0	0	0	0	0	0	0	0	0	0	0	0	0	0	0	0	0	L	7-13
11/14	Seahawks	S	1	1	0	0.0	0.0	0	0	0	0	0	0	0	0	0	0	0	0	0	0	0	0	0	W	17-0
11/21	at Vikings	S	2	2	0	0.0	0.0	0	0	0	0	0	0	0	0	0	0	0	0	0	0	0	0	0	L	31-34
11/28	Rams	S	0	0	0	0.0	0.0	0	0	1	0	0	0	0	0	0	0	0	0	0	0	0	0	0	W	36-28
12/12	Bears	S	3	1	2	0.0	0.0	0	0	1	0	0	0	0	0	0	0	0	0	0	0	0	0	0	W	45-30
12/19	at Ravens	S	1	1	0	0.0	0.0	0	0	0	0	0	0	0	1	0	0	0	0	0	0	0	0	0	W	31-30
12/25	Browns	S	2	1	1	1.0	8.0	1	8	1	0	0	0	0	0	0	0	0	0	0	0	0	0	0	W	24-22
01/02	Vikings	S	1	0	1	0.0	0.0	0	0	0	0	0	0	0	1	0	0	0	0	0	0	0	0	0	W	37-10
01/09	at Lions	S	4	2	2	1.0	8.0	2	12	1	0	0	0	0	0	0	0	0	0	0	0	0	0	0	L	30-37
2021 TOTALS			17-17	42	24	18	5.0	42.0	5	40	9	0	0	0	0	4	0	1	0	0	0	0	0	0	0	13-4

+ - Overtime

2020 GAME-BY-GAME REGULAR-SEASON STATISTICS (PACKERS)

DATE	OPPONENT	P/S	TACKLES							INTERCEPTIONS					O. FUMB				ST				MISC		W/L	SCORE		
			TK	S	A	SK	YDS	TFL	YDS	QBH	NO	YDS	LG	TD	PD	FF	FR	TD	YDS	TK	S	A	FF	FR			S	A
09/13	at Vikings	S	0	0	0	0.0	0.0	0	0	0	0	0	0	0	0	0	0	0	0	0	0	0	0	0	0	0	W	43-34
09/20	Lions	S	2	1	1	0.0	0.0	0	0	0	0	0	0	0	0	0	0	0	0	0	0	0	0	0	0	W	42-21	
09/27	at Saints	S	0	0	0	0.0	0.0	0	0	0	0	0	0	0	0	0	0	0	0	0	0	0	0	0	0	W	37-30	
10/05	Falcons	S	1	0	1	0.0	0.0	0	0	0	0	0	0	0	0	0	0	0	0	0	0	0	0	0	0	W	30-16	
10/18	at Buccaneers	S	5	0	5	0.0	0.0	0	0	0	0	0	0	0	0	0	0	0	0	0	0	0	0	0	0	L	10-38	
10/25	at Texans	S	2	1	1	0.0	0.0	0	0	0	0	0	0	0	0	0	0	0	0	0	0	0	0	0	0	W	35-20	
11/01	Vikings	S	3	3	0	1.0	9.0	1	9	1	0	0	0	0	0	0	0	0	0	0	0	0	0	0	0	L	22-28	
11/05	at 49ers	S	2	2	0	0.0	0.0	0	0	0	0	0	0	0	0	0	0	0	0	0	0	0	0	0	0	W	34-17	
11/15	Jaguars	S	0	0	0	0.0	0.0	0	0	0	0	0	0	0	1	0	0	0	0	0	0	0	0	0	0	W	24-20	
11/22	at Colts	S	1	1	0	0.0	0.0	0	0	0	0	0	0	0	0	0	0	0	0	0	0	0	0	0	0	L	31-34+	
11/29	Bears	S	1	0	1	0.0	0.0	0	0	0	0	0	0	0	0	0	0	0	0	0	0	0	0	0	0	W	41-25	
12/06	Eagles	S	6	2	4	1.0	0.0	0	0	2	0	0	0	0	0	0	0	0	0	0	0	0	0	0	0	W	30-16	
12/13	at Lions	S	4	2	2	1.0	10.0	1	10	1	0	0	0	0	0	0	0	0	0	0	0	0	0	0	0	W	31-24	
12/19	Panthers	S	1	0	1	0.0	0.0	0	0	0	0	0	0	0	1	0	0	0	0	0	0	0	0	0	0	W	24-16	
12/27	Titans	S	3	0	3	0.0	0.0	0	0	0	0	0	0	0	0	0	0	0	0	0	0	0	0	0	0	W	40-14	
01/03	at Bears	S	5	2	3	0.0	0.0	0	0	0	0	0	0	0	0	0	0	0	0	0	0	0	0	0	0	W	35-16	
2020 TOTALS	16-16		36	14	22	3.0	19.0	2	19	4	0	0	0	0	2	0	0	0	0	0	0	0	0	0	0	13-3		

+ - Overtime

2019 GAME-BY-GAME REGULAR-SEASON STATISTICS (PACKERS)

DATE	OPPONENT	P/S	TACKLES							INTERCEPTIONS					O. FUMB				ST				MISC		W/L	SCORE	
			TK	S	A	SK	YDS	TFL	YDS	QBH	NO	YDS	LG	TD	PD	FF	FR	TD	YDS	TK	S	A	FF	FR			S
09/05	at Bears	S	3	1	2	0.0	0.0	0	0	1	0	0	0	0	0	0	0	0	0	0	0	0	0	0	0	W	10-3
09/15	Vikings	S	3	2	1	0.0	0.0	1	2	0	0	0	0	0	1	0	1	0	0	0	0	0	0	0	0	W	21-16
09/22	Broncos	S	6	4	2	0.0	0.0	0	0	0	0	0	0	0	0	0	0	0	0	0	0	0	0	0	0	W	27-16
09/26	Eagles	S	4	2	2	0.0	0.0	0	0	0	0	0	0	0	0	0	0	0	0	0	0	0	0	0	0	L	27-34
10/06	at Cowboys	S	1	0	1	0.0	0.0	0	0	0	0	0	0	0	0	0	0	0	0	0	0	0	0	0	0	W	34-24
10/14	Lions	S	4	3	1	0.0	0.0	0	0	0	0	0	0	0	0	0	0	0	0	0	0	0	0	0	0	W	23-22
10/20	Raiders	S	2	0	2	0.0	0.0	0	0	0	0	0	0	0	0	0	0	0	0	0	0	0	0	0	0	W	42-24
10/27	at Chiefs	S	2	0	2	0.0	0.0	0	0	1	0	0	0	0	0	0	0	0	0	0	0	0	0	0	0	W	31-24
11/03	at Chargers	S	0	0	0	0.0	0.0	0	0	0	0	0	0	0	0	0	0	0	0	0	0	0	0	0	0	L	11-26
11/10	Panthers	S	3	1	2	0.0	0.0	0	0	0	0	0	0	0	0	0	0	0	0	0	0	0	0	0	0	W	24-16
11/24	at 49ers	S	3	1	2	0.0	0.0	0	0	0	0	0	0	0	0	0	0	0	0	0	0	0	0	0	0	L	8-37
12/01	at Giants	S	6	3	3	0.0	0.0	1	0	0	0	0	0	0	0	0	0	0	0	0	0	0	0	0	0	W	31-13
12/08	Redskins	S	3	2	1	0.0	0.0	0	0	0	0	0	0	0	0	0	0	0	0	0	0	0	0	0	0	W	20-15
12/15	Bears	S	0	0	0	0.0	0.0	0	0	0	1	7	7	0	1	0	0	0	0	0	0	0	0	0	0	W	21-13
12/23	at Vikings	S	5	2	3	0.0	0.0	0	0	0	0	0	0	0	1	0	0	0	0	0	0	0	0	0	0	W	23-10
12/29	at Lions	S	2	2	0	0.0	0.0	0	0	0	0	0	0	0	0	0	0	0	0	0	0	0	0	0	0	W	23-20
2019 TOTALS	16-16		47	23	24	0.0	0.0	2	2	2	1	7	7	0	3	0	1	0	0	0	0	0	0	0	0	13-3	

2018 GAME-BY-GAME REGULAR-SEASON STATISTICS (PACKERS)

DATE	OPPONENT	P/S	TACKLES						INTERCEPTIONS					O. FUMB				ST				MISC		W/L	SCORE			
			TK	S	A	SK	YDS	TFL	YDS	QBH	NO	YDS	LG	TD	PD	FF	FR	TD	YDS	TK	S	A	FF			FR	S	A
09/09	Bears	P	1	1	0	0.0	0.0	1	3	0	0	0	0	0	0	0	0	0	0	0	0	0	0	0	0	0	W	24-23
09/16	Vikings	P	2	2	0	0.0	0.0	0	0	0	0	0	0	0	0	0	0	0	0	0	0	0	0	0	0	T	29-29	
09/23	at Redskins	P	2	0	2	0.0	0.0	0	0	0	0	0	0	0	0	0	0	0	0	0	0	0	0	0	0	L	17-31	
09/30	Bills	S	3	1	2	0.0	0.0	0	0	0	0	0	0	0	0	0	0	0	0	0	0	0	0	0	0	W	22-0	
10/07	at Lions	P	3	3	0	0.0	0.0	0	0	0	0	0	0	0	0	0	0	0	0	0	0	0	0	0	0	L	23-31	
10/15	49ers	S	2	0	2	0.0	0.0	0	0	0	0	0	0	0	0	0	0	0	0	0	0	0	0	0	0	W	33-30	
10/28	at Rams	P	2	2	0	0.0	0.0	0	0	0	0	0	0	0	0	0	0	0	0	0	0	0	0	0	0	L	27-29	
11/04	at Patriots	P	2	2	0	0.0	0.0	0	0	0	0	0	0	0	0	0	0	0	0	0	0	0	0	0	0	L	17-31	
11/11	Dolphins	P	6	5	1	1.0	7.0	1	7	1	0	0	0	0	0	0	0	0	0	0	0	0	0	0	0	W	31-12	
11/15	at Seahawks	P	2	1	1	0.0	0.0	0	0	0	0	0	0	0	0	0	0	0	0	0	0	0	0	0	0	L	24-27	
11/25	at Vikings	S	3	2	1	1.0	8.0	2	9	2	0	0	0	0	0	0	0	0	0	0	0	0	0	0	0	L	17-24	
12/02	Cardinals	S	2	2	0	1.0	8.0	1	8	1	0	0	0	0	1	0	0	0	0	0	0	0	0	0	0	L	17-20	
12/09	Falcons	S	3	2	1	0.0	0.0	0	0	1	0	0	0	0	0	0	0	0	0	0	0	0	0	0	0	W	34-20	
12/16	at Bears	S	3	3	0	0.0	0.0	0	0	0	0	0	0	0	0	1	1	0	0	0	0	0	0	0	0	L	17-24	
12/23	at Jets	S	4	1	3	0.0	0.0	0	0	0	0	0	0	0	0	0	0	0	0	0	0	0	0	0	0	W	44-38+	
12/30	Lions	S	4	4	0	0.0	0.0	0	0	0	0	0	0	0	2	0	0	0	0	0	0	0	0	0	0	L	0-31	
2018 TOTALS	16-8		44	31	13	3.0	23.0	5	27	5	0	0	0	0	3	1	1	0	0	0	0	0	0	0	0	6-9-1		

+ - Overtime

2017 GAME-BY-GAME REGULAR-SEASON STATISTICS (PACKERS)

DATE	OPPONENT	P/S	TACKLES						INTERCEPTIONS					O. FUMB				ST				MISC		W/L	SCORE		
			TK	S	A	SK	YDS	TFL	YDS	QBH	NO	YDS	LG	TD	PD	FF	FR	TD	YDS	TK	S	A	FF			FR	S
09/10	Seahawks	S	0	0	0	0.0	0.0	0	0	0	0	0	0	0	0	0	0	0	0	0	0	0	0	0	0	W	17-9
09/17	at Falcons	P	2	2	0	0.0	0.0	0	0	0	0	0	0	0	0	0	0	0	0	0	0	0	0	0	0	L	23-34
09/24	Bengals	S	2	2	0	0.0	0.0	1	1	0	0	0	0	0	0	0	0	0	0	0	0	0	0	0	0	W	27-24+
09/28	Bears	S	1	0	1	0.0	0.0	0	0	0	0	0	0	0	0	0	0	0	0	0	0	0	0	0	0	W	35-14
10/08	at Cowboys	S	1	1	0	0.0	0.0	0	0	1	0	0	0	0	0	0	0	0	0	0	0	0	0	0	0	W	35-31
10/15	at Vikings	S	2	0	2	0.0	0.0	0	0	0	0	0	0	0	0	0	0	0	0	0	0	0	0	0	0	L	10-23
10/22	Saints	S	1	1	0	0.0	0.0	1	2	0	0	0	0	0	0	0	0	0	0	0	0	0	0	0	0	L	17-26
11/06	Lions	P	2	1	1	0.5	4.0	1	2	1	0	0	0	0	0	0	0	0	0	0	0	0	0	0	0	L	17-30
11/12	at Bears	S	1	1	0	0.0	0.0	0	0	0	0	0	0	0	0	0	0	0	0	0	0	0	0	0	0	W	23-16
11/19	Ravens	S	4	2	2	0.5	3.0	0	0	1	0	0	0	0	0	0	0	0	0	0	0	0	0	0	0	L	0-23
11/26	at Steelers	S	1	0	1	0.0	0.0	0	0	0	0	0	0	0	0	0	0	0	0	0	0	0	0	0	0	L	28-31
12/03	Buccaneers	S	4	3	1	1.0	14.0	2	23	1	0	0	0	0	0	0	1	1	62	0	0	0	0	0	0	W	26-20+
12/10	at Browns	S	4	1	3	0.0	0.0	0	0	0	0	0	0	0	0	0	0	0	0	0	0	0	0	0	0	W	27-21+
12/17	at Panthers	P	3	1	2	0.0	0.0	0	0	0	0	0	0	0	1	0	0	0	0	0	0	0	0	0	0	L	24-31
12/23	Vikings	P	2	2	0	0.0	0.0	0	0	1	0	0	0	0	1	0	0	0	0	0	0	0	0	0	0	L	0-16
12/31	at Lions	P	2	1	1	0.0	0.0	0	0	0	0	0	0	0	0	0	0	0	0	0	0	0	0	0	0	L	11-35
2017 TOTALS	16-11		32	18	14	2.0	21.0	5	28	5	0	0	0	0	2	0	1	1	62	0	0	0	0	0	0	7-9	

+ - Overtime

2016 GAME-BY-GAME REGULAR-SEASON STATISTICS (PACKERS)

DATE	OPPONENT	P/S	TACKLES						INTERCEPTIONS					O. FUMB				ST				MISC			SCORE			
			TK	S	A	SK	YDS	TFL	YDS	QBH	NO	YDS	LG	TD	PD	FF	FR	TD	YDS	TK	S	A	FF	FR		S	A	W/L
09/11	at Jaguars	P	1	1	0	0.0	0.0	0	0	0	0	0	0	0	0	0	0	0	0	0	0	0	0	0	0	0	W	27-23
09/18	at Vikings	P	0	0	0	0.0	0.0	0	0	0	0	0	0	0	0	0	0	0	0	0	0	0	0	0	0	L	14-17	
09/25	Lions	P	2	2	0	0.0	0.0	1	1	0	0	0	0	0	0	0	0	0	0	0	0	0	0	0	0	W	34-27	
10/09	Giants	P	0	0	0	0.0	0.0	0	0	0	0	0	0	0	0	0	0	0	0	0	0	0	0	0	0	W	23-16	
10/16	Cowboys	P	0	0	0	0.0	0.0	0	0	0	0	0	0	0	0	0	0	0	0	0	0	0	0	0	0	L	16-30	
10/20	Bears	P	0	0	0	0.0	0.0	0	0	0	0	0	0	0	0	0	0	0	0	0	0	0	0	0	0	W	26-10	
10/30	at Falcons	P	0	0	0	0.0	0.0	0	0	0	0	0	0	0	0	0	0	0	0	0	0	0	0	0	0	L	32-33	
11/06	Colts	P	0	0	0	0.0	0.0	0	0	0	0	0	0	0	0	0	0	0	0	0	0	0	0	0	0	L	26-31	
11/13	at Titans	P	0	0	0	0.0	0.0	0	0	0	0	0	0	0	0	0	0	0	0	0	0	0	0	0	0	L	25-47	
11/20	at Redskins	P	0	0	0	0.0	0.0	0	0	0	0	0	0	0	0	0	0	0	0	0	0	0	0	0	0	L	24-42	
11/28	at Eagles		DID NOT PLAY (NON-INJURY)																				W	27-13				
12/04	Texans	P	1	1	0	1.0	8.0	1	8	1	0	0	0	0	1	0	0	0	0	0	0	0	0	0	0	W	21-13	
12/11	Seahawks	P	2	2	0	1.0	11.0	1	11	1	0	0	0	0	0	0	0	0	0	0	0	0	0	0	0	W	38-10	
12/18	at Bears	P	0	0	0	0.0	0.0	0	0	0	0	0	0	0	0	0	0	0	0	0	0	0	0	0	0	W	30-27	
12/24	Vikings	P	0	0	0	0.0	0.0	0	0	0	0	0	0	0	0	0	0	0	0	0	0	0	0	0	0	W	38-25	
01/01	at Lions	P	2	0	2	0.0	0.0	0	0	0	0	0	0	0	0	0	0	0	0	0	0	0	0	0	0	W	31-24	
2016 TOTALS	15-0		8	6	2	2.0	19.0	3	20	2	0	0	0	0	1	0	0	0	0	0	0	0	0	0	0	10-6		

2021 GAME-BY-GAME POSTSEASON STATISTICS (PACKERS)

DATE	OPPONENT	P/S	TACKLES						INTERCEPTIONS					O. FUMB				ST				MISC			SCORE			
			TK	S	A	SK	YDS	TFL	YDS	QBH	NO	YDS	LG	TD	PD	FF	FR	TD	YDS	TK	S	A	FF	FR		S	A	W/L
01/22	49ers	S	4	1	3	0.0	0.0	0	0	0	0	0	0	0	1	0	0	0	0	0	0	0	0	0	0	0	L	10-13
2021 TOTALS	1-1		4	1	3	0.0	0.0	0	0	0	0	0	0	0	1	0	0	0	0	0	0	0	0	0	0	0-1		

2020 GAME-BY-GAME POSTSEASON STATISTICS (PACKERS)

DATE	OPPONENT	P/S	TACKLES						INTERCEPTIONS					O. FUMB				ST				MISC			SCORE			
			TK	S	A	SK	YDS	TFL	YDS	QBH	NO	YDS	LG	TD	PD	FF	FR	TD	YDS	TK	S	A	FF	FR		S	A	W/L
01/16	Rams	S	2	1	1	0.0	0.0	0	0	0	0	0	0	0	0	0	0	0	0	0	0	0	0	0	0	0	W	32-18
01/24	Buccaneers	S	5	2	3	0.0	0.0	0	0	0	0	0	0	0	0	0	0	0	0	0	0	0	0	0	0	0	L	26-31
2020 TOTALS	2-2		7	3	4	0.0	0.0	0	0	0	0	0	0	0	0	0	0	0	0	0	0	0	0	0	0	1-1		

2019 GAME-BY-GAME POSTSEASON STATISTICS (PACKERS)

DATE	OPPONENT	P/S	TACKLES						INTERCEPTIONS					O. FUMB				ST				MISC			SCORE			
			TK	S	A	SK	YDS	TFL	YDS	QBH	NO	YDS	LG	TD	PD	FF	FR	TD	YDS	TK	S	A	FF	FR		S	A	W/L
01/12	Seahawks	S	2	1	1	0.0	0.0	0	0	0	0	0	0	0	0	0	0	0	0	0	0	0	0	0	0	0	W	28-23
01/19	at 49ers	S	1	1	0	0.0	0.0	0	0	0	0	0	0	0	0	0	0	0	0	0	0	0	0	0	0	0	L	20-37
2019 TOTALS	2-2		3	2	1	0.0	0.0	0	0	0	0	0	0	0	0	0	0	0	0	0	0	0	0	0	0	1-1		

2016 GAME-BY-GAME POSTSEASON STATISTICS (PACKERS)

DATE	OPPONENT	P/S	TACKLES						INTERCEPTIONS					O. FUMB				ST				MISC			SCORE			
			TK	S	A	SK	YDS	TFL	YDS	QBH	NO	YDS	LG	TD	PD	FF	FR	TD	YDS	TK	S	A	FF	FR		S	A	W/L
01/08	Giants	P	0	0	0	0.0	0.0	0	0	0	0	0	0	0	0	0	0	0	0	0	0	0	0	0	0	0	W	38-13
01/15	at Cowboys	P	0	0	0	0.0	0.0	0	0	0	0	0	0	0	0	0	0	0	0	0	0	0	0	0	0	0	W	34-31
01/22	at Falcons	P	1	1	0	0.0	0.0	0	0	0	0	0	0	0	0	0	0	0	0	0	0	0	0	0	0	0	L	21-44
2016 TOTALS	3-0		1	1	0	0.0	0.0	0	0	0	0	0	0	0	0	0	0	0	0	0	0	0	0	0	0	2-1		



ALEXANDER MATTISON



2

RUNNING BACK

Ht: 5-11

DOB: 6-19-98

Vikings Season: 5

Acquired: D3 '19

Wt: 215

College: Boise State

NFL Season: 5

2023 GP/GS

2/2

CAREER GP/GS

61/8

PLAYOFF GP/GS

3/0

KEY TRANSACTIONS

- Drafted in the third round (102nd overall) by Minnesota in 2019.

OFF THE FIELD

- Has two older twin brothers, Lamarr and Darrell Jr.
- Father, Darrell, and grandfather, James Mattison, served in the Air Force and uncle, Lawrence Mattison, served in the Army.
- Participated in The Power to Change movement.
- Was featured as a speaker at the Integrated New Families Opportunity graduation at Ecclesia Christian Center in 2015.
- Active in Make-A-Wish programs at Boise State.
- Teammates with Vikings G Ezra Cleveland, who was drafted in the second round in 2020, at Boise State.
- Provided backpacks, school supplies and haircuts to over 200 local underserved students through his I AM GIFTED Foundation and Polaris at the Noble Center Salvation Army, Aug. 30, 2023.
- Named the NFLPA Week 1 Community MVP in 2023.

CAREER NOTES

- Made four starts in 2021 in place of RB Dalvin Cook. Notched career highs in rushing yards (491), rushing attempts (134) and rushing touchdowns (three).
- Scored two TDs at Detroit (1/3/21), his 1st career multi-TD game, scoring a rushing and receiving TD.
- Started a pair of games in place of Dalvin Cook in 2020, his 1st career starts (vs. Atlanta and at Detroit).
- Scored his first NFL TD vs. Oakland (9/22/19), a 10-yard rush.
- Pick No. 102 is the same as Kirk Cousins (Washington, 2012).
- The first Boise State Bronco to be drafted by the Vikings.
- The lone Bronco drafted in 2019, joins a list of recent RBs from the school selected that includes Jay Ajayi (2015, 5th round) and Doug Martin (2012, 1st round).
- Entered the NFL Draft following his junior season at Boise State, ranking 10th in Broncos history with 2,829 rushing yards.

2023 | MINNESOTA VIKINGS

- Against the Eagles, posted 28 yards on the ground on eight attempts.
- Started the season opener against Tampa Bay (9/10).
- Carried the ball 11 times for 34 yards, adding 10 yards and a receiving touchdown on three catches. His touchdown reception in the fourth quarter marked the fourth of his career.

2022 | MINNESOTA VIKINGS

- Tallied his first career multi-rushing touchdown game at Chicago in Week 18 and set a new single-season high of five rushing touchdowns (1/8/23).
- Recorded a 14-yard rushing touchdown, marking his third on the season and the ninth of his career (12/4).
- Tallied his eighth career rushing touchdown and second of the season (10/30).
- Appeared in his first matchup against the Saints and caught a 15-yard touchdown pass from Cousins on the first drive of the game, which marked his third career receiving TD and 10th TD overall (10/2).
- Notched his first touchdown of the season, a 6-yard touchdown run, against Detroit (9/25).

- Had 20 carries for 90 yards, including a 16-yard rush against Green Bay (9/11).

2021 | MINNESOTA VIKINGS

- Appeared in 16 games, making four starts. Finished the season with career highs in rushing yards (491), rushing attempts (134) and rushing touchdowns (3).
- Made his fourth start of the season and rushed for his third touchdown of the season, a new single-season career high (12/26).
- Activated from Reserve/COVID-19 prior to Week 16.
- Placed on Reserve/COVID-19 prior to Week 15 at Chicago.
- Had six carries for 27 rushing yards against Pittsburgh (12/9).
- Started his third game of the season and rushed for his second touchdown of the season and fifth in his career (12/5).
- Tallied his first rushing touchdown on the season and fourth of his career (11/28).
- Rushed for a career-high 113 yards and now has three games with 100+ rushing yards. Also created a career-long 48-yard run over the Lions (10/10).
- Recorded his first receiving touchdown of the season against Detroit (10/10).
- Matched his single-game career high of 112 rushing yards in a single game against Seattle, his longest rush for 24 yards (9/26).
- Reached a single-game career high of 59 receiving yards, his longest reception for 23 yards vs. Seattle (9/26).
- Recorded a single-game career high of 6 receptions against Seattle on 9/26.
- Recorded three rushing attempts for 11 yards and one catch for 17 yards in Week 2 at Arizona (9/19).
- Had one carry for two yards and one catch for four yards in the Week 1 game at Cincinnati (9/12).

2020 | MINNESOTA VIKINGS

- Started games vs. Atlanta (10/18) and at Detroit (1/3/21), his first starts of his career.
- Had a game-high 95 yards rushing and added 50 yards receiving, scoring a rushing and receiving TD in a game for the first time in his career at Detroit (1/3/21), scoring on a 28-yard pass from Kirk Cousins and on a two-yard run.
- Inactive for game at New Orleans (12/25).
- Returned to lineup vs. Chicago (12/20), catching a 14-yard pass and carrying once for one yard.
- Inactive vs. Jacksonville (12/6) and at Tampa Bay (12/13).
- Finished game vs. Detroit (11/8) with 69 yards on 12 carries in relief of Dalvin Cook, who had rushed for 206 yards, giving the team 275 yards on the ground.
- Started first career game when Dalvin Cook was inactive with injury vs. Atlanta (10/18).
- Had first career 100-yard day at Seattle (10/11), going for 112 yards on 20 carries and added 24 yards on three catches after replacing an injured Dalvin Cook for the second half in a narrow 27-26 loss on *Sunday Night Football*.
- Scored first TD of the season at Houston (10/4) on a four-yard run in the fourth quarter, the final Vikings score in their 31-23 win, the first victory of the season.
- Tied for team-high with 50 rushing yards, including team-long 21-yarder, and had second-most catches by a Viking with four in season-opener vs. Green Bay (9/13).

2019 | MINNESOTA VIKINGS

- Finished the 2019 regular season with 100 carries for 462 yards (4.6 avg.) and 10 receptions for 82 yards.
- Made his NFL debut vs. Atlanta (9/8), carrying 9 times for 49 yards with a long rush of 23 yards.
- Scored his first career TD on a 10-yard rush vs. Oakland (9/22), ending the day with 12 carries for 58 yards and one TD.
- Hauled in his first career reception at Chicago (9/29).
- Led the team and set career high with 62 rushing yards vs. Philadelphia (10/13) with career-long 35-yard run.
- Rushed for 61 yards on 13 carries vs. Washington (10/24) and added two receptions for three yards.
- Had 73 scrimmage yards at Seattle (12/2) with 51 receiving yards on four receptions.
- Inactive with an injury Weeks 15-17.
- Made his NFL postseason debut in the Wild Card win at New Orleans (1/5/20), rushing five times for 20 yards and catching one pass for 10 yards.

COLLEGE - BOISE STATE

- Played in all 40 games during his Boise career, helping team to Mountain West title in 2017 and capping that season with a win over Oregon in the Las Vegas Bowl to finish 11-3.
- Two-time Academic All-Mountain West (2016-17).
- Became the first Boise player to claim a Mountain West rushing crown in 2018, ranking 8th in the country with 1,415 rushing yards. Also ranked third in the FBS with 302 rushing attempts and tied for seventh with 17 rushing TDs (first in the MWC).
- Ended Broncos career tied for second in school history with three games of 200+ rushing yards while also posting 10 games with 100+ rushing yards.
- Tied school record with 40 rushes vs. Fresno State (12/1/18).

PREP - SAN BERNADINO (CALIF.)

- Three-star recruit from San Bernardino (CA) HS.
- Ran for 2,000+ yards each of his final two seasons, going for 2,017 yards and 26 TDs in 2014 and 2,057 with 22 TDs in 2015.

- Won a league wrestling title at 195 pounds and was named all-league as a junior.
- Won the Mountain Valley League title in the 110 hurdles.
- Boasted a 4.7 cumulative grade-point average.

REGULAR SEASON COMPARISON: RECEIVING - LOS ANGELES CHARGERS

DATE	OPP	W/L	GP/GS	REC	YDS.	AVG.	TD	LG	TGTS	YAC
11/14/21	MIN @ LAC	W	P	1	24	24.0	0	24	1	23
TOTALS		1/0	1/0	1	24	24.0	0	24	1	23

ALEXANDER MATTISON'S NFL REGULAR SEASON RUSHING/RECEIVING STATISTICS

DATE	TEAM	RUSHING							RECEIVING				
		GP	GS	NO.	YDS.	AVG.	LG	TD	NO.	YDS.	AVG.	LG	TD
2023	Vikings	2	2	19	62	3.3	9	0	6	21	3.5	16	1
2022	Vikings	17	0	74	283	3.8	15	5	15	91	6.1	16	1
2021	Vikings	16	4	134	491	3.7	48	3	32	228	7.1	24	1
2020	Vikings	13	2	96	434	4.5	25	2	13	125	9.6	28t	1
2019	Vikings	13	0	100	462	4.6	35	1	10	82	8.2	17	0
NFL TOTALS		61	8	423	1,732	4.1	48	11	76	547	7.2	28T	4

ALEXANDER MATTISON'S NFL POSTSEASON RUSHING/RECEIVING STATISTICS

DATE	TEAM	RUSHING							RECEIVING				
		GP	GS	NO.	YDS.	AVG.	LG	TD	NO.	YDS.	AVG.	LG	TD
2022	Vikings	1	0	0	0	0.0	0	0	1	2	2.0	2	0
2019	Vikings	2	0	6	23	3.8	16	0	1	10	10.0	10	0
NFL TOTALS		3	0	6	23	3.8	16	0	2	12	6.0	10	0

SINGLE-GAME HIGHS: RUSHING/RECEIVING

Rush Attempts	26 vs. SEA, Sep 26, 2021	Longest Receptions	28t at DET, Jan 03, 2021
Rushing Yards	113 vs. DET, Oct 10, 2021	Receiving TDs	1 vs. TB, Sep 10, 2023 ...3 more at 1.
Rushing Average	7.4 at NYG, Oct 06, 2019	All-Purpose Yards	171 vs. SEA, Sep 26, 2021
Longest Runs	48 vs. DET, Oct 10, 2021	Kickoff Returns	1 at SF, Nov 28, 2021
Rushing TDs	1 vs. LAR, Dec 26, 2021 ...5 more at 1.	Kickoff Return Yards	18 at SF, Nov 28, 2021
Receptions	7 vs. DET, Oct 10, 2021	Longest Kickoff Return	18 at SF, Nov 28, 2021
Receiving Yards	59 vs. SEA, Sep 26, 2021	Most TDs	2 at CHI, Jan 08, 2023 ...1 more at 2.
Receiving Average	16.7 at DET, Jan 03, 2021		

SINGLE-GAME HIGHS - POSTSEASON: RUSHING/RECEIVING

Rush Attempts	5 at NO, Jan 05, 2020	Receiving Yards	10 at NO, Jan 05, 2020
Rushing Yards	20 at NO, Jan 05, 2020	Longest Receptions	10 at NO, Jan 05, 2020
Longest Runs	16 at NO, Jan 05, 2020	All-Purpose Yards	30 at NO, Jan 05, 2020
Receptions	1 at NO, Jan 05, 2020		

100-YARD RUSHING GAMES (3): REGULAR SEASON

DATE	TEAM	ATT.	YDS.	AVG.	LG	TD
10/11/20	at Seahawks	20	112	5.6	25	0
09/26/21	SEAHAWKS	26	112	4.3	24	0
10/10/21	LIONS	25	113	4.5	48	0

2023 GAME-BY-GAME REGULAR-SEASON STATISTICS (VIKINGS)

		RUSHING						RECEIVING						
DATE	OPPONENT	P/S	NO.	YDS.	AVG.	LG	TD	NO.	YDS.	AVG.	LG	TD	W/L	SCORE
09/10	Buccaneers	S	11	34	3.1	9	0	3	10	3.3	4t	1	L	17-20
09/14	at Eagles	S	8	28	3.5	7	0	3	11	3.7	16	0	L	28-34
2023 TOTALS		2-2	19	62	3.3	9	0	6	21	3.5	16	1	0-2	

2022 GAME-BY-GAME REGULAR-SEASON STATISTICS (VIKINGS)

		RUSHING						RECEIVING						
DATE	OPPONENT	P/S	NO.	YDS.	AVG.	LG	TD	NO.	YDS.	AVG.	LG	TD	W/L	SCORE
09/11	Packers	P	8	36	4.5	10	0	0	0	0.0	0	0	W	23-7
09/19	at Eagles	P	2	8	4.0	5	0	3	6	2.0	7	0	L	7-24
09/25	Lions	P	7	28	4.0	9	1	1	16	16.0	16	0	W	28-24
10/02	at Saints	P	3	3	1.0	2	0	1	15	15.0	15t	1	W	28-25
10/09	Bears	P	9	19	2.1	7	0	3	21	7.0	11	0	W	29-22
10/16	at Dolphins	P	1	3	3.0	3	0	0	0	0.0	0	0	W	24-16
10/30	Cardinals	P	5	40	8.0	15	1	0	0	0.0	0	0	W	34-26
11/06	at Commander s	P	2	1	0.5	2	0	1	0	0.0	0	0	W	20-17
11/13	at Bills	P	3	11	3.7	9	0	1	8	8.0	8	0	W	33-30+
11/20	Cowboys	P	2	0	0.0	3	0	1	8	8.0	8	0	L	3-40
11/24	Patriots	P	3	11	3.7	8	0	0	0	0.0	0	0	W	33-26
12/04	Jets	P	3	14	4.7	14t	1	2	4	2.0	3	0	W	27-22
12/11	at Lions	P	2	-1	-0.5	0	0	0	0	0.0	0	0	L	23-34
12/17	Colts	P	2	1	0.5	1	0	0	0	0.0	0	0	W	39-36+
12/24	Giants	P	4	17	4.3	13	0	0	0	0.0	0	0	W	27-24
01/01	at Packers	P	8	38	4.8	12	0	1	7	7.0	7	0	L	17-41
01/08	at Bears	P	10	54	5.4	11	2	1	6	6.0	6	0	W	29-13
2022 TOTALS		17-0	74	283	3.8	15	5	15	91	6.1	16	1	13-4	

+ - Overtime

2021 GAME-BY-GAME REGULAR-SEASON STATISTICS (VIKINGS)

DATE	OPPONENT	P/S	RUSHING					RECEIVING					W/L	SCORE
			NO.	YDS.	AVG.	LG	TD	NO.	YDS.	AVG.	LG	TD		
09/12	at Bengals	P	1	2	2.0	2	0	1	4	4.0	4	0	L	24-27+
09/19	at Cardinals	P	3	11	3.7	6	0	1	17	17.0	17	0	L	33-34
09/26	Seahawks	S	26	112	4.3	24	0	6	59	9.8	23	0	W	30-17
10/03	Browns	P	10	20	2.0	6	0	0	0	0.0	0	0	L	7-14
10/10	Lions	S	25	113	4.5	48	0	7	40	5.7	15t	1	W	19-17
10/17	at Panthers	P	3	10	3.3	5	0	0	0	0.0	0	0	W	34-28+
10/31	Cowboys	P	2	5	2.5	4	0	2	-5	-2.5	-2	0	L	16-20
11/07	at Ravens	P	4	0	0.0	2	0	1	3	3.0	3	0	L	31-34+
11/14	at Chargers	P	4	16	4.0	7	0	1	24	24.0	24	0	W	27-20
11/21	Packers	P	3	5	1.7	3	0	0	0	0.0	0	0	W	34-31
11/28	at 49ers	P	7	21	3.0	7	1	2	7	3.5	5	0	L	26-34
12/05	at Lions	S	22	90	4.1	11	1	3	34	11.3	16	0	L	27-29
12/09	Steelers	P	6	27	4.5	14	0	0	0	0.0	0	0	W	36-28
12/20	at Bears												W	17-9
12/26	Rams												L	23-30
01/02	at Packers	P	0	0	0.0	0	0	4	13	3.3	7	0	L	10-37
01/09	Bears	P	5	18	3.6	9	0	1	3	3.0	3	0	W	31-17
2021 TOTALS		15-3	121	450	3.7	48	2	29	199	6.9	24	1	8-9	

+ - Overtime

2020 GAME-BY-GAME REGULAR-SEASON STATISTICS (VIKINGS)

DATE	OPPONENT	P/S	RUSHING					RECEIVING					W/L	SCORE
			NO.	YDS.	AVG.	LG	TD	NO.	YDS.	AVG.	LG	TD		
09/13	Packers	P	6	50	8.3	21	0	4	30	7.5	9	0	L	34-43
09/20	at Colts	P	3	13	4.3	11	0	1	3	3.0	3	0	L	11-28
09/27	Titans	P	8	27	3.4	15	0	0	0	0.0	0	0	L	30-31
10/04	at Texans	P	7	17	2.4	4t	1	0	0	0.0	0	0	W	31-23
10/11	at Seahawks	P	20	112	5.6	25	0	3	24	8.0	14	0	L	26-27
10/18	Falcons	S	10	26	2.6	16	0	1	4	4.0	4	0	L	23-40
11/01	at Packers	P	3	8	2.7	3	0	0	0	0.0	0	0	W	28-22
11/08	Lions	P	12	69	5.8	18	0	0	0	0.0	0	0	W	34-20
11/16	at Bears	P	2	4	2.0	4	0	0	0	0.0	0	0	W	19-13
11/22	Cowboys	P	1	6	6.0	6	0	0	0	0.0	0	0	L	28-31
11/29	Panthers	P	2	6	3.0	4	0	0	0	0.0	0	0	W	28-27
12/06	Jaguars												W	27-24+
12/13	at Buccaneers												L	14-26
12/20	Bears	P	1	1	1.0	1	0	1	14	14.0	14	0	L	27-33
12/25	at Saints												L	33-52
01/03	at Lions	S	21	95	4.5	20	1	3	50	16.7	28t	1	W	37-35
2020 TOTALS		13-2	96	434	4.5	25	2	13	125	9.6	28T	1	7-9	

+ - Overtime

2019 GAME-BY-GAME REGULAR-SEASON STATISTICS (VIKINGS)

		RUSHING						RECEIVING							
DATE	OPPONENT	P/S	NO.	YDS.	AVG.	LG	TD	NO.	YDS.	AVG.	LG	TD	W/L	SCORE	
09/08	Falcons	P	9	49	5.4	23	0	0	0	0.0	0	0	W	28-12	
09/15	at Packers	P	4	25	6.3	14	0	0	0	0.0	0	0	L	16-21	
09/22	Raiders	P	12	58	4.8	21	1	0	0	0.0	0	0	W	34-14	
09/29	at Bears	P	2	5	2.5	3	0	1	8	8.0	8	0	L	6-16	
10/06	at Giants	P	7	52	7.4	19	0	0	0	0.0	0	0	W	28-10	
10/13	Eagles	P	14	63	4.5	35	0	0	0	0.0	0	0	W	38-20	
10/20	at Lions	P	7	18	2.6	9	0	0	0	0.0	0	0	W	42-30	
10/24	Redskins	P	13	61	4.7	28	0	2	3	1.5	4	0	W	19-9	
11/03	at Chiefs	P	3	6	2.0	3	0	0	0	0.0	0	0	L	23-26	
11/10	at Cowboys	P	8	52	6.5	16	0	1	2	2.0	2	0	W	28-24	
11/17	Broncos	P	3	5	1.7	6	0	0	0	0.0	0	0	W	27-23	
12/02	at Seahawks	P	4	22	5.5	15	0	4	51	12.8	17	0	L	30-37	
12/08	Lions	P	14	46	3.3	9	0	2	18	9.0	9	0	W	20-7	
12/15	at Chargers												W	39-10	
12/23	Packers												L	10-23	
12/29	Bears												L	19-21	
							INACTIVE								
							INACTIVE								
							ON INACTIVE LIST								
2019 TOTALS		13-0	100	462	4.6	35	1	10	82	8.2	17	0	10-6		

2022 GAME-BY-GAME POSTSEASON STATISTICS (VIKINGS)

		RUSHING						RECEIVING							
DATE	OPPONENT	P/S	NO.	YDS.	AVG.	LG	TD	NO.	YDS.	AVG.	LG	TD	W/L	SCORE	
01/15	Giants	P	0	0	0.0	0	0	1	2	2.0	2	0	L	24-31	
2022 TOTALS		1-0	0	0	0.0	0	0	1	2	2.0	2	0	0-1		

2019 GAME-BY-GAME POSTSEASON STATISTICS (VIKINGS)

		RUSHING						RECEIVING							
DATE	OPPONENT	P/S	NO.	YDS.	AVG.	LG	TD	NO.	YDS.	AVG.	LG	TD	W/L	SCORE	
01/05	at Saints	P	5	20	4.0	16	0	1	10	10.0	10	0	W	26-20+	
01/11	at 49ers	P	1	3	3.0	3	0	0	0	0.0	0	0	L	10-27	
2019 TOTALS		2-0	6	23	3.8	16	0	1	10	10.0	10	0	1-1		

+ - Overtime

2023 GAME-BY-GAME REGULAR-SEASON STATISTICS (VIKINGS)

		TACKLES									INTERCEPTIONS				O. FUMB				ST				MISC							
DATE	OPPONENT	P/S	TK	S	A	SK	YDS	TFL	YDS	QBH	NO	YDS	LG	TD	PD	FF	FR	TD	YDS	TK	S	A	FF	FR	S	A	W/L	SCORE		
09/10	Buccaneers	S	0	0	0	0.0	0.0	0	0	0	0	0	0	0	0	0	0	0	0	0	0	0	0	0	0	0	0	0	L	17-20
09/14	at Eagles	S	0	0	0	0.0	0.0	0	0	0	0	0	0	0	0	0	0	0	0	0	0	0	0	0	0	1	0	L	28-34	
2023 TOTALS		2-2	0	0	0	0.0	0.0	0	0	0	0	0	0	0	0	0	0	0	0	0	0	0	0	0	0	1	0	0-2		



JOSHUA METELLUS



44

SAFETY

Ht: 5-11

DOB: 1-21-98

Vikings Season: 4

Acquired: D6b '20

Wt: 207

College: Michigan

NFL Season: 4

2023 GP/GS

2/2

CAREER GP/GS

50/5

PLAYOFF GP/GS

1/0

KEY TRANSACTIONS

- Selected in the sixth round (No. 205 overall) of the 2020 NFL Draft, the fourth of five DBs drafted by the Vikings and the ninth of 10 players drafted from Michigan in 2020, second only to LSU's 14.

OFF THE FIELD

- Graduated with a bachelor's degree in sport management.
- Had a son, Joshua Syx Metellus, with his wife Haley in spring 2021.

CAREER NOTES

- Named Vikings 2020 Special Teams Player of the Year as part of annual Minnesota Football Honors program.
- Was elevated from practice squad to 53-man roster and played in 1st career game at Indianapolis (9/20/20).
- Three-time All-Big Ten honoree (2017-19) and was tabbed a First-Team All-Big Ten selection by *The Associated Press* in 2018.
- Played in first career game at Indianapolis (9/20/20).
- High school and college teammate Devin Bush, Jr., was a first-round selection by the Steelers in 2019.

2023 | MINNESOTA VIKINGS

- Racked up nine tackles, including six solo, in Week 2 against the Eagles (9/14).
- Started the season opener against Tampa Bay (9/10), notching five total tackles and a pass defended.
- Named team captain for the 2023 season.

2022 | MINNESOTA VIKINGS

- Notched his first career start at safety and had 11 tackles, one interception and two passes defended on the day (9/25).
- Made his second career start at safety and totaled nine tackles (seven solo) at Detroit (12/11).
- Blocked his first punt of his career and the first by the Vikings since Eric Wilson blocked a punt in Atlanta in 2019 (12/24).
- Blocked his second punt, becoming the first NFL player to block a punt in two consecutive games since 1995 (1/1/23).
- Made his third career start in Week 18 at Chicago and recorded a single-game high of three passes defended (1/8/23).
- Appeared on special teams in his postseason debut against New York Giants (1/15/23).

2021 | MINNESOTA VIKINGS

- Appeared in 16 games. Had career highs in total tackles with six, including four solo (career-high) and one pass defended.
- Played in his 30th career game (1/2).
- Recorded his first defensive tackle of the season and of his career. He also had one special teams tackle (11/28).
- Activated from Reserve/COVID-19 prior to Game 12.
- Placed on Reserve/COVID-19 prior to Game 11.
- Appeared on special teams in Weeks 1 - 9.

2020 | MINNESOTA VIKINGS

- Played in final 15 games of season.
- Had second straight game with FR vs. Dallas (11/22).

- Recovered fumble on punt coverage at Chicago (11/16), a win on *Monday Night Football*.
- Led team with four special teams stops vs. Detroit (11/8)
- Played on defense at Green Bay (11/1).
- Played at Houston (10/4) and had two tackles on coverage units.
- Played on special teams vs. Tennessee (9/27).
- Played in first career game at Indianapolis (9/20). Moving from practice squad to 53-man roster days before game.
- Released in final roster cuts following training camp but returned on practice squad where he spent the season-opening week and game vs. Green Bay (9/13).

COLLEGE - MICHIGAN

- Started all 13 games as a senior, 12 as a junior, 13 as a sophomore and one as a true freshman in 2016.
- Notched career-high 74 tackles in 2019 and 3 INT in 2018.
- Had team-high 11 tackles vs. Alabama in the 2020 Citrus Bowl.
- Michigan went 10-3 in 2016 and 2018, 9-4 in 2019 and 8-5 in 2017. Went to Orange Bowl vs. Florida State ('16), Outback vs. South Carolina ('17), Peach vs. Florida ('18) and Citrus ('19).
- Part of the Pro Football Focus College Big Ten Defensive Team of the Week for his games against Middle Tennessee State, Army, Notre Dame and Michigan State in 2019.
- Returned a 73-yard INT for TD against SMU in 2018.

PREP - FLANAGAN (FLA.)

- Attended Flanagan High in Pembroke Pines, Fla., in greater Miami and was coached by Devin Bush, Sr.
- Helped Flanagan to Class 8A state title in 2015, part of a turnaround under Coach Bush, a former Super Bowl winner, who led Flanagan from a team that had never made the state playoffs to the state semis in 2014 and the title in 2015.
- A four-star prospect and rated No. 21 safety in nation by ESPN.

JOSH METELLUS' NFL REGULAR SEASON DEFENSIVE STATISTICS

DATE	TEAM	GP	TACKLES							INTERCEPTIONS							O. FUMB				ST				MISC			
			GS	TK	S	A	TFL	YDS	SK	YDS	QBH	NO	YDS	LG	TD	PD	FF	FR	TD	YDS	TK	S	A	FF	FR	S	A	
2023	Vikings	2	2	14	11	3	0	0	0.0	0.0	0	0	0	0	1	0	0	0	0	0	1	1	0	0	0	0	0	
2022	Vikings	17	3	31	25	6	1	2	0.0	0.0	0	1	0	0	5	0	0	0	0	11	8	3	0	0	0	0		
2021	Vikings	16	0	7	4	3	0	0	0.0	0.0	0	0	0	0	1	0	0	0	0	6	4	2	0	0	0	0		
2020	Vikings	15	0	0	0	0	0	0	0.0	0.0	0	0	0	0	0	0	0	0	0	9	8	1	0	2	0	0		
NFL TOTALS		50	5	52	40	12	1	2	0.0	0.0	0	1	0	0	7	0	0	0	0	27	21	6	0	2	0	0		

SINGLE-GAME HIGHS: DEFENSIVE

Total Tackles	11 vs. DET, Sep 25, 2022	Tackles For Loss	1 vs. DAL, Nov 20, 2022
Solo Tackles	9 vs. DET, Sep 25, 2022	Special Teams Tackles	4 vs. DET, Nov 08, 2020
Passes Defensed	3 at CHI, Jan 08, 2023	Special Teams Fumble Recoveries	1 vs. DAL, Nov 22, 2020 ...1 more at 1.

2023 GAME-BY-GAME REGULAR-SEASON STATISTICS (VIKINGS)

DATE	OPPONENT	P/S	TACKLES							INTERCEPTIONS							O. FUMB				ST				MISC			
			TK	S	A	SK	YDS	TFL	YDS	QBH	NO	YDS	LG	TD	PD	FF	FR	TD	YDS	TK	S	A	FF	FR	S	A	W/L	SCORE
09/10	Buccaneers	S	5	5	0	0.0	0.0	0	0	0	0	0	0	0	1	0	0	0	0	1	1	0	0	0	0	0	L	17-20
09/14	at Eagles	S	9	6	3	0.0	0.0	0	0	0	0	0	0	0	0	0	0	0	0	0	0	0	0	0	0	0	L	28-34
2023 TOTALS		2-2	14	11	3	0.0	0.0	0	0	0	0	0	0	0	1	0	0	0	0	1	1	0	0	0	0	0	0-2	



NICHOLAS MULLENS



12

QUARTERBACK

Ht: 6-0

DOB: 3-21-95

Vikings Season: 2

Acquired: T (LV) '22

Wt: 210

College: Southern Mississippi

NFL Season: 6

2023 GP/GS

0/0

CAREER GP/GS

20/17

PLAYOFF GP/GS

0/0

KEY TRANSACTIONS

- Signed as UDFA with the San Francisco 49ers on 5/5/17.
- Waived by San Francisco on 9/2/17.
- Released by San Francisco on 9/3/17.
- Signed to San Francisco's practice squad on 9/3/17.
- Released by San Francisco on 9/3/17.
- Activated by San Francisco on 2/5/18.
- Waived by San Francisco on 9/1/18.
- Signed to San Francisco's practice squad on 9/2/18.
- Released by San Francisco on 9/26/18.
- Signed by San Francisco on 9/26/18.
- Re-signed with San Francisco on 5/1/20.
- Activated by San Francisco on 10/14/20.
- Placed on Reserved/Injured by San Francisco on 12/25/20.
- Signed with the Philadelphia Eagles on 6/17/21.
- Released by Philadelphia on 8/28/21.
- Signed with Cleveland on 1/5/22.
- Signed with Las Vegas Raiders on 4/4/22.
- Acquired by Minnesota via trade with Las Vegas on 8/22/22.

OFF THE FIELD

- Full name is Nicholas Clayton Mullens.
- Son of Suzanne and Mark Mullens.
- Has an older brother, Frank, and an older sister, Heather.
- Uncle, Scott Tabor, played baseball at Arkansas, while grandpa, Ernie Tabor, played Major League baseball for the Philadelphia Phillies.
- Majored in marketing.
- Friends with Minnesota Twins outfielder Matt Wallner.

CAREER NOTES

- Appeared in one contest for the Browns in 2021, spending most of the year on the team's practice squad.
- Played in a career-high 10 games with eight starts for the 49ers in 2020, setting career highs in pass attempts (326), completions (211), completion percentage (64.7 percent) and passing yards (2,437).
- In 2019, was active for all 16 contests and served as the backup quarterback with San Francisco. Started eight contests in 2018, registering career highs in passing TDs (13) and passer rating (90.8).
- Has appeared in 20 games with 17 starts over his four-year career, completing 407-of-630 attempts for 4,861 yards with 26 touchdowns against 22 interceptions for a passer rating of 87.3.

2023 | MINNESOTA VIKINGS

- Did not play in Week 2 against the Eagles (9/14).
- Did not play in Week 1 against Tampa Bay (9/10).

2022 | MINNESOTA VIKINGS

- Completed 11-of-13 passes for 116 passing yards in Week 18 at Chicago (1/8/23).
- Threw his first touchdown pass as a Viking and 27th of his career (1/1/23).
- Completed 5-of-7 attempts for 54 yards and a passer rating of 93.8 (11/20).
- Made his Vikings debut, completing one pass (11/6).

2021 | CLEVELAND BROWNS

- Started one game after spending a majority of the season on the team's practice squad.
- Completed 20-of-30 attempts for 147 yards with one TD (12/20).

2020 | SAN FRANCISCO 49ers

- Appeared in a career-high 10 games with eight starts.
- Set career highs in pass attempts (326), completions (211), completion percentage (64.7 percent) and passing yards (2,437)... Also posted 12 TDs and 12 INTs while recording an 84.1 passer rating.
- Converted 8-of-11 passes for 71 yards with one INT (9/20).
- Registered a season-high 34 yards on 25-of-36 passing with one TD (9/20).
- Completed 18-of-26 attempts for 200 yards with one TD against two INTs (10/4).
- Completed 18-of-25 attempts for 238 yards for two TDs (11/1).
- Connected on 22-of-35 passing for 291 yards with one TD and one INT (11/5).
- Completed 24-of-38 attempts for 247 yards with one TD and two INTs (11/15).
- Registered 252 yards on 24-of-35 passing (11/29).
- Completed 26-of-39 passes for 316 yards and three TDs, marking his fourth career 300-yard passing game (12/7).
- Recorded a season-high 45 pass attempts and finished with 260 yards and one TD (12/13).
- Converted on 21-of-36 attempts for 219 yards with two TDs against two INTs (12/20).

2019 | SAN FRANCISCO 49ers

- Appeared in one contest and served as the team's backup quarterback.
- Was active for all 16 regular-season games and three postseason contests.
- Appeared in a reserve role and recorded three carries (10/27).

2018 | SAN FRANCISCO 49ers

- Started eight contests and registered career highs in passing TDs (13) and passer rating (90.8).
- Finished with 2,277 yards on 176-of-274 attempts (64.2 percent).
- Completed 16-of-22 attempts for 262 yards with a career-high three TDs (11/1).
- Posted a career-best 151.9 passer rating, the second-highest by a QB in their NFL debut since 1973 (min. 15 attempts). Joined Pro Football Hall of Famers Jim Kelly (1986) and Fran Tarkenton (1961) as the third player in NFL history to record 250+ yards, 3+ TDs and 0 INTs in their NFL debut (11/1).
- Completed 27-of-39 attempts for 250 yards with one TD against two INTs (11/12).
- Connected on 18-of-32 attempts for 221 yards with one TD against two INTs (11/25).
- Completed 30-of-48 passes for a career-high 414 yards and two TDs. Became the first 49ers QB to throw for 400-plus yards since Colin Kaepernick in 2013 (12/2).
- Converted 20-of-33 attempts for 332 yards with 2 TDs and a 102.1 passer rating (12/9).
- Completed 20-of-29 passes for 275 yards with one TD (12/16).
- Converted on 22-of-38 attempts for 241 yards with one INT (12/23).
- Tied a career-high with three TD passes while completing 23-of-33 attempts for 282 yards (12/30).

2017 | SAN FRANCISCO 49ers

- Spent the entire season on the team's practice squad.

COLLEGE - SOUTHERN MISSISSIPPI

- Played in 44 games with 41 starts at Southern Mississippi from 2013-16, completing 928-of-1,546 attempts for 11,994 yards and 87 TDs.
- In 2016, started 11 contests and completed 243-of-384 attempts for 3,272 yards and 24 TDs.
- Averaged 297.5 passing yards per game.
- Named the 2015 Conference USA Offensive Player of the Year after starting 14 contests and setting single season school records for passing yds. (4,476) and TD passes (38).
- In 2014, started 10 games and completed 218-of-365 attempts for 2,470 passing yards and 12 TDs.
- As a freshman in 2013, appeared in nine games with six starts and passed for 1,776 yards and 13 TDs while earning Conference USA All-Freshman honors.

PREP - SPAIN FORK (ALA.)

- Recorded 8,605 career passing yards and 40 TDs.
- Finished his prep career with the seventh-most passing yards in AHSAA history.

NICK MULLENS' NFL REGULAR SEASON PASSING STATISTICS

DATE	TEAM	GP	GS	ATT.	CMP.	PCT.	YDS	AVG.	TD	INT.	LG	SK	LST	RATE
2023	Vikings	0	0	0	0	0.0	0	0.0	0	0	0	0	0	0.0
2022	Raiders	0	0	0	0	0.0	0	0.0	0	0	0	0	0	0.0
Went from Minnesota to Las Vegas .														
2022	Vikings	0	0	25	21	84.0	224	9.0	1	1	37	0	0	100.7
2022	TOTAL	0	0	25	21	84.0	224	9.0	1	1	37	0	0	100.7
2021	Browns	1	1	30	20	66.7	147	4.9	1	0	25	0	0	89.2
2020	49ers	10	8	326	211	64.7	2,437	7.5	12	12	49	19	139	84.1
2019	49ers	1	0	0	0	0.0	0	0.0	0	0	0	0	0	0.0
2018	49ers	8	8	274	176	64.2	2,277	8.3	13	10	85t	17	127	90.8
2017	49ers	0	0	0	0	0.0	0	0.0	0	0	0	0	0	0.0
TOTALS		20	17	655	428	65.3	5,085	7.8	27	23	85T	36	266	88.0

NICK MULLENS' NFL POSTSEASON PASSING STATISTICS

DATE	TEAM	GP	GS	ATT.	CMP.	PCT.	YDS	AVG.	TD	INT.	LG	SK	LST	RATE
2022	Vikings	0	0	0	0	0.0	0	0.0	0	0	0	0	0	0.0
2019	49ers	0	0	0	0	0.0	0	0.0	0	0	0	0	0	0.0
TOTALS		0	0	0	0	0.0	0	0.0	0	0	0	0	0	0.0

SINGLE-GAME HIGHS: QUARTERBACK

Pass Attempts	48 at SEA, Dec 02, 2018	Completion Percentage	72.7 vs. OAK, Nov 01, 2018
Pass Completions	30 at SEA, Dec 02, 2018	Passer Rating	158.3 at GB, Jan 01, 2023
Yards Passing	414 at SEA, Dec 02, 2018	Rush Attempts	5 vs. DEN, Dec 09, 2018
TD Passes	3 vs. BUF, Dec 07, 2020	Rushing Yards	7 at DAL, Dec 20, 2020
	...2 more at 3.	Longest Runs	7 at DAL, Dec 20, 2020
Long Passes	85t vs. DEN, Dec 09, 2018		

300-YARD PASSING GAMES (4): REGULAR SEASON

DATE	TEAM	NO.	YDS.	AVG.	LG	TD
12/02/18	at Seahawks	30	414	13.8	75t	2
12/09/18	BRONCOS	20	332	16.6	85t	2
09/27/20	at Giants	25	343	13.7	26	1
12/07/20	BILLS	26	316	12.2	49	3

2023 GAME-BY-GAME REGULAR-SEASON STATISTICS (VIKINGS)

DATE	OPPONENT	P/S	PASSING										RUSHING					SCORE
			ATT	CMP	YDS	PCT	Y/A	Y/C	TD	INT	LG	SK/YD	RATE	ATT	YDS	LG	TD	
09/10	Buccaneers		DID NOT PLAY (NON-INJURY)														L	17-20
09/14	at Eagles		DID NOT PLAY (NON-INJURY)														L	28-34
2023 TOTALS		0-0	0	0	0	0.0	0.0	0.0	0	0	0	0/0	0.0	0	0	0	0	0-2

2022 GAME-BY-GAME REGULAR-SEASON STATISTICS (VIKINGS)

			PASSING										RUSHING							
DATE	OPPONENT	P/S	ATT	CMP	YDS	PCT	Y/A	Y/C	TD	INT	LG	SK/YD	RATE	ATT	YDS	LG	TD	W/L	SCORE	
10/16	at Dolphins		DID NOT PLAY (NON-INJURY)																W	24-16
2022 TOTALS		0-0	0	0	0	0.0	0.0	0.0	0	0	0	0/0	0.0	0	0	0	0	1-0		

2021 GAME-BY-GAME REGULAR-SEASON STATISTICS (BROWNS)

			PASSING										RUSHING							
DATE	OPPONENT	P/S	ATT	CMP	YDS	PCT	Y/A	Y/C	TD	INT	LG	SK/YD	RATE	ATT	YDS	LG	TD	W/L	SCORE	
09/12	at Chiefs		DID NOT PLAY																L	29-33
10/21	Broncos		DID NOT PLAY (NON-INJURY)																W	17-14
12/20	Raiders		RESERVE/COVID-19																L	14-16
12/25	at Packers		RESERVE/COVID-19																L	22-24
01/03	at Steelers		PRACTICE SQUAD																L	14-26
01/09	Bengals		PRACTICE SQUAD																W	21-16
2021 TOTALS		0-0	0	0	0	0.0	0.0	0.0	0	0	0	0/0	0.0	0	0	0	0	2-4		

2020 GAME-BY-GAME REGULAR-SEASON STATISTICS (49ERS)

			PASSING										RUSHING							
DATE	OPPONENT	P/S	ATT	CMP	YDS	PCT	Y/A	Y/C	TD	INT	LG	SK/YD	RATE	ATT	YDS	LG	TD	W/L	SCORE	
09/13	Cardinals		DID NOT PLAY (NON-INJURY)																L	20-24
09/20	at Jets	P	11	8	71	72.7	6.5	8.9	0	1	24	2/17	51.7	2	-2	-1	0	W	31-13	
09/27	at Giants	S	36	25	343	69.4	9.5	13.7	1	0	26	2/16	108.9	4	0	3	0	W	36-9	
10/04	Eagles	S	26	18	200	69.2	7.7	11.1	1	2	38	4/28	72.6	0	0	0	0	L	20-25	
10/11	Dolphins		INACTIVE																L	17-43
10/18	Rams		DID NOT PLAY (NON-INJURY)																W	24-16
10/25	at Patriots		DID NOT PLAY (NON-INJURY)																W	33-6
11/01	at Seahawks	P	25	18	238	72.0	9.5	13.2	2	0	33	0/0	128.4	0	0	0	0	L	27-37	
11/05	Packers	S	35	22	291	62.9	8.3	13.2	1	1	47	1/9	86.7	1	0	0	0	L	17-34	
11/15	at Saints	S	38	24	247	63.2	6.5	10.3	1	2	27	2/15	68.6	1	3	3	0	L	13-27	
11/29	at Rams	S	35	24	252	68.6	7.2	10.5	0	1	33	2/19	77.3	0	0	0	0	W	23-20	
12/07	Bills	S	39	26	316	66.7	8.1	12.2	3	2	49	0/0	95.7	0	0	0	0	L	24-34	
12/13	Football Team	S	45	25	260	55.6	5.8	10.4	1	1	22	4/24	70.6	0	0	0	0	L	15-23	
12/20	at Cowboys	S	36	21	219	58.3	6.1	10.4	2	2	25	2/11	71.4	1	7	7	0	L	33-41	
12/26	at Cardinals		NOT ON ROSTER																W	20-12
01/03	Seahawks		NOT ON ROSTER																L	23-26
2020 TOTALS		10-8	326	211	2,437	64.7	7.5	11.5	12	12	49	19/139	84.1	9	8	7	0	6-10		

2019 GAME-BY-GAME REGULAR-SEASON STATISTICS (49ERS)

		PASSING											RUSHING						
DATE	OPPONENT	P/S	ATT	CMP	YDS	PCT	Y/A	Y/C	TD	INT	LG	SK/YD	RATE	ATT	YDS	LG	TD	W/L	SCORE
09/08	at Buccaneers		DID NOT PLAY (NON-INJURY)															W	31-17
09/15	at Bengals		DID NOT PLAY (NON-INJURY)															W	41-17
09/22	Steelers		DID NOT PLAY (NON-INJURY)															W	24-20
10/07	Browns		DID NOT PLAY (NON-INJURY)															W	31-3
10/13	at Rams		DID NOT PLAY (NON-INJURY)															W	20-7
10/20	at Redskins		DID NOT PLAY (NON-INJURY)															W	9-0
10/27	Panthers	P	0	0	0	0.0	0.0	0.0	0	0	0	0/0	0.0	3	-3	-1	0	W	51-13
10/31	at Cardinals		DID NOT PLAY (NON-INJURY)															W	28-25
11/11	Seahawks		DID NOT PLAY (NON-INJURY)															L	24-27+
11/17	Cardinals		DID NOT PLAY (NON-INJURY)															W	36-26
11/24	Packers		DID NOT PLAY (NON-INJURY)															W	37-8
12/01	at Ravens		DID NOT PLAY (NON-INJURY)															L	17-20
12/08	at Saints		DID NOT PLAY (NON-INJURY)															W	48-46
12/15	Falcons		DID NOT PLAY (NON-INJURY)															L	22-29
12/21	Rams		DID NOT PLAY (NON-INJURY)															W	34-31
12/29	at Seahawks		DID NOT PLAY (NON-INJURY)															W	26-21
2019 TOTALS		1-0	0	0	0	0.0	0.0	0.0	0	0	0	0/0	0.0	3	-3	-1	0	13-3	

+ - Overtime

2018 GAME-BY-GAME REGULAR-SEASON STATISTICS (49ERS)

		PASSING											RUSHING						
DATE	OPPONENT	P/S	ATT	CMP	YDS	PCT	Y/A	Y/C	TD	INT	LG	SK/YD	RATE	ATT	YDS	LG	TD	W/L	SCORE
09/09	at Vikings		DID NOT PLAY															L	16-24
09/16	Lions		PRACTICE SQUAD															W	30-27
09/23	at Chiefs		PRACTICE SQUAD															L	27-38
09/30	at Chargers		DID NOT PLAY (NON-INJURY)															L	27-29
10/07	Cardinals		DID NOT PLAY (NON-INJURY)															L	18-28
10/15	at Packers		DID NOT PLAY (NON-INJURY)															L	30-33
10/21	Rams		DID NOT PLAY (NON-INJURY)															L	10-39
10/28	at Cardinals		PRACTICE SQUAD															L	15-18
11/01	Raiders	S	22	16	262	72.7	11.9	16.4	3	0	71	0/0	151.9	4	-3	0	0	W	34-3
11/12	Giants	S	39	27	250	69.2	6.4	9.3	1	2	26	0/0	73.7	2	1	2	0	L	23-27
11/25	at Buccaneers	S	32	18	221	56.3	6.9	12.3	1	2	25	4/27	62.1	2	-1	0	0	L	9-27
12/02	at Seahawks		PRACTICE SQUAD															L	16-43
12/09	Broncos	S	33	20	332	60.6	10.1	16.6	2	1	85t	3/27	102.1	5	-10	-1	0	W	20-14
12/16	Seahawks		PRACTICE SQUAD															W	26-23+
12/23	Bears	S	38	22	241	57.9	6.3	11.0	0	1	35	1/9	65.8	0	0	0	0	L	9-14
12/30	at Rams		PRACTICE SQUAD															L	32-48
2018 TOTALS		5-5	164	103	1,306	62.8	8.0	12.7	7	6	85T	8/63	86.6	13	-13	2	0	4-12	

+ - Overtime

2017 GAME-BY-GAME REGULAR-SEASON STATISTICS (49ERS)

		PASSING											RUSHING						
DATE	OPPONENT	P/S	ATT	CMP	YDS	PCT	Y/A	Y/C	TD	INT	LG	SK/YD	RATE	ATT	YDS	LG	TD	W/L	SCORE
09/10	Panthers		DID NOT PLAY														L	3-23	
2017 TOTALS		0-0	0	0	0	0.0	0.0	0.0	0	0	0	0/0	0.0	0	0	0	0	0	0-1

2022 GAME-BY-GAME POSTSEASON STATISTICS (VIKINGS)

		PASSING											RUSHING						
DATE	OPPONENT	P/S	ATT	CMP	YDS	PCT	Y/A	Y/C	TD	INT	LG	SK/YD	RATE	ATT	YDS	LG	TD	W/L	SCORE
01/15	Giants		DID NOT PLAY (NON-INJURY)														L	24-31	
2022 TOTALS		0-0	0	0	0	0.0	0.0	0.0	0	0	0	0/0	0.0	0	0	0	0	0	0-1

2019 GAME-BY-GAME POSTSEASON STATISTICS (49ERS)

		PASSING											RUSHING						
DATE	OPPONENT	P/S	ATT	CMP	YDS	PCT	Y/A	Y/C	TD	INT	LG	SK/YD	RATE	ATT	YDS	LG	TD	W/L	SCORE
01/11	Vikings		DID NOT PLAY (NON-INJURY)														W	27-10	
01/19	Packers		DID NOT PLAY (NON-INJURY)														W	37-20	
02/02	at Chiefs		DID NOT PLAY (NON-INJURY)														L	20-31	
2019 TOTALS		0-0	0	0	0	0.0	0.0	0.0	0	0	0	0/0	0.0	0	0	0	0	2-1	



JOHNNY MUNDT



TIGHT END

Ht: 6-4

Wt: 233

DOB: 11-23-94

College: Oregon

Vikings Season: 2

NFL Season: 6

Acquired: FA '22

2023 GP/GS

2/0

CAREER GP/GS

66/15

PLAYOFF GP/GS

6/0

KEY TRANSACTIONS

- Signed as an undrafted free agent by the Los Angeles Rams on 5/3/17
- Placed on PUP by the Rams on 7/27/17.
- Activated from PUP on 8/15/17.
- Waived by the Rams on 9/3/17.
- Cut by the Rams on 9/4/17.
- Added to the Rams practice squad on 9/6/17.
- Activated from the Rams practice squad on 11/11/17.
- Waived by the Rams on 11/21/17.
- Cut by the Rams on 11/22/17.
- Added to the Rams practice squad on 11/23/17.
- Signed a Reserve/Future on 1/8/18 with the Rams.
- Signed a one-year deal with the Rams on 4/17/20.
- Signed a one-year deal with the Rams on 3/19/21.
- Placed on Injured Reserve by the Rams on 10/19/21.
- Signed with the Minnesota Vikings on 3/18/22.

OFF THE FIELD

- Applied Econ, Business & Society major while at Oregon.
- Married his wife, Mariah, during the 2019 offseason.
- Enjoys mountain biking, cooking, video games and occasionally plays guitar.
- Family farms walnuts.

CAREER NOTES

2023 | MINNESOTA VIKINGS

- Made his season debut in Week 1 against Tampa Bay (9/10).

2022 | MINNESOTA VIKINGS

- Started his first game with the Vikings and tallied three receptions for 17 yards (9/11).
- Recorded the second-longest pass of his career at Philadelphia, a 17-yard connection from QB Kirk Cousins (9/19).
- Caught his first NFL touchdown pass from QB Kirk Cousins (10/30).
- Tallied his first postseason reception for 12 yards from Cousins against the Giants (1/15/23).

2021 | LOS ANGELES RAMS

- Played in six games during the 2021 season and was placed on IR following Week 6.
- Caught one pass in 2021, a nine-yard reception from QB Matthew Stafford.
- Played 81 snaps on special teams.

2020 | LOS ANGELES RAMS

- Appeared in 16 regular-season games with one start at tight end.
- Hauled in four receptions for 53 yards, averaging 13.3 yards per reception.
- Played 266 snaps on special teams.

2019 | LOS ANGELES RAMS

- Appeared in 13 games with two starts, making his first career start in Week 11 against the Chicago Bears.
- Finished the season with four receptions for 26 yards.
- Caught a career-high two passes for 15 yards in Week 15 against Dallas.

2018 | LOS ANGELES RAMS

- Appeared in 10 regular-season games and three postseason contests, including Super Bowl LIII.
- Hauled in his first career reception in Week 17 and also contributed on special teams...vs. San Francisco (12/30).
- Saw action at tight end and on special teams and recorded his first career reception on a five-yard pass from QB Sean Mannion.

2017 | LOS ANGELES RAMS

- Spent Weeks 1-9 on the Rams Practice Squad before being signed to the active roster for a Week 10 home win over Houston (11/12/17) and a Week 11 road loss to Minnesota (11/19/17).

COLLEGE - OREGON

- Earned Pac-12 All-Conference Honorable Mention and Dudley Randolph Clarke Memorial Award for the team's most improved player in 2016.
- Started the last six games of the season but saw action in eight games.
- Ended the season with 23 receptions for 334 yards and four touchdowns.
- Was on the John Mackey Award Watch List (Nation's Top Tight End) in 2015.
- Recipient of program's Len Casanova Award as the team's first-year player who exemplified the ideals and inspiration of the program's former head football coach and athletics director.

PREP - CENTRAL CATHOLIC (CALIF.)

- Two-time first-team MaxPrep Division IV all-state tight end helped the Raiders to the IV state championship his senior year and a 14-2 mark.
- Western Athletic League MVP was listed 10th among the nation's tight end prospects by ESPN.com.

JOHNNY MUNDT'S NFL REGULAR SEASON RUSHING/RECEIVING STATISTICS

DATE	TEAM	GP	GS	RECEIVING					RUSHING				
				NO.	YDS.	AVG.	LG	TD	NO.	YDS.	AVG.	LG	TD
2023	Vikings	2	0	0	0	0.0	0	0	0	0	0.0	0	0
2022	Vikings	17	12	19	140	7.4	17	1	0	0	0.0	0	0
2021	Rams	6	0	1	9	9.0	9	0	0	0	0.0	0	0
2020	Rams	16	1	4	53	13.3	34	0	0	0	0.0	0	0
2019	Rams	13	2	4	26	6.5	9	0	0	0	0.0	0	0
2018	Rams	10	0	1	5	5.0	5	0	0	0	0.0	0	0
2017	Rams	2	0	0	0	0.0	0	0	0	0	0.0	0	0
NFL TOTALS		66	15	29	233	8.0	34	1	0	0	0.0	0	0

JOHNNY MUNDT'S NFL POSTSEASON RUSHING/RECEIVING STATISTICS

DATE	TEAM	GP	GS	RECEIVING					RUSHING				
				NO.	YDS.	AVG.	LG	TD	NO.	YDS.	AVG.	LG	TD
2022	Vikings	1	0	1	12	12.0	12	0	0	0	0.0	0	0
2021	Rams	0	0	0	0	0.0	0	0	0	0	0.0	0	0
2020	Rams	2	0	0	0	0.0	0	0	0	0	0.0	0	0
2018	Rams	3	0	0	0	0.0	0	0	0	0	0.0	0	0
NFL TOTALS		6	0	1	12	12.0	12	0	0	0	0.0	0	0

SINGLE-GAME HIGHS: RECEIVING

Receptions

3 vs. GB, Sep 11, 2022
...1 more at 3.

Longest Receptions

34 vs. CHI, Oct 26, 2020

Receiving Yards

48 vs. CHI, Oct 26, 2020

All-Purpose Yards

48 vs. CHI, Oct 26, 2020

Receiving Average

16.0 vs. CHI, Oct 26, 2020

Special Teams Tackles

2 at PIT, Nov 10, 2019

SINGLE-GAME HIGHS - POSTSEASON: RUSHING/RECEIVING

Special Teams Tackles

1 at GB, Jan 16, 2021
...1 more at 1.

2023 GAME-BY-GAME REGULAR-SEASON STATISTICS (VIKINGS)

			RECEIVING					RUSHING						
DATE	OPPONENT	P/S	NO.	YDS.	AVG.	LG	TD	NO.	YDS.	AVG.	LG	TD	W/L	SCORE
09/10	Buccaneers	P	0	0	0.0	0	0	0	0	0.0	0	0	L	17-20
09/14	at Eagles	P	0	0	0.0	0	0	0	0	0.0	0	0	L	28-34
2023 TOTALS		2-0	0	0	0.0	0	0	0	0	0.0	0	0	0-2	

2022 GAME-BY-GAME REGULAR-SEASON STATISTICS (VIKINGS)

			RECEIVING					RUSHING						
DATE	OPPONENT	P/S	NO.	YDS.	AVG.	LG	TD	NO.	YDS.	AVG.	LG	TD	W/L	SCORE
09/11	Packers	S	3	17	5.7	12	0	0	0	0.0	0	0	W	23-7
09/19	at Eagles	S	2	28	14.0	17	0	0	0	0.0	0	0	L	7-24
09/25	Lions	P	2	23	11.5	12	0	0	0	0.0	0	0	W	28-24
10/02	at Saints	S	0	0	0.0	0	0	0	0	0.0	0	0	W	28-25
10/09	Bears	S	2	6	3.0	4	0	0	0	0.0	0	0	W	29-22
10/16	at Dolphins	S	2	1	0.5	1	0	0	0	0.0	0	0	W	24-16
10/30	Cardinals	S	1	1	1.0	1t	1	0	0	0.0	0	0	W	34-26
11/06	at Commanders	P	1	1	1.0	1	0	0	0	0.0	0	0	W	20-17
11/13	at Bills	P	0	0	0.0	0	0	0	0	0.0	0	0	W	33-30+
11/20	Cowboys	S	1	8	8.0	8	0	0	0	0.0	0	0	L	3-40
11/24	Patriots	S	2	20	10.0	13	0	0	0	0.0	0	0	W	33-26
12/04	Jets	S	1	12	12.0	12	0	0	0	0.0	0	0	W	27-22
12/11	at Lions	P	0	0	0.0	0	0	0	0	0.0	0	0	L	23-34
12/17	Colts	S	1	7	7.0	7	0	0	0	0.0	0	0	W	39-36+
12/24	Giants	S	1	16	16.0	16	0	0	0	0.0	0	0	W	27-24
01/01	at Packers	S	0	0	0.0	0	0	0	0	0.0	0	0	L	17-41
01/08	at Bears	P	0	0	0.0	0	0	0	0	0.0	0	0	W	29-13
2022 TOTALS		17-12	19	140	7.4	17	1	0	0	0.0	0	0	13-4	

+ - Overtime

2021 GAME-BY-GAME REGULAR-SEASON STATISTICS (RAMS)

DATE	OPPONENT	P/S	RECEIVING					RUSHING					W/L	SCORE
			NO.	YDS.	AVG.	LG	TD	NO.	YDS.	AVG.	LG	TD		
09/12	Bears	P	0	0	0.0	0	0	0	0	0.0	0	0	W	34-14
09/19	at Colts	P	0	0	0.0	0	0	0	0	0.0	0	0	W	27-24
09/26	Buccaneers	P	0	0	0.0	0	0	0	0	0.0	0	0	W	34-24
10/03	Cardinals	P	1	9	9.0	9	0	0	0	0.0	0	0	L	20-37
10/07	at Seahawks	P	0	0	0.0	0	0	0	0	0.0	0	0	W	26-17
10/17	at Giants	P	0	0	0.0	0	0	0	0	0.0	0	0	W	38-11
10/24	Lions						RESERVE/NFIN						W	28-19
10/31	at Texans						NOT ON ROSTER						W	38-22
11/07	Titans						NOT ON ROSTER						L	16-28
11/15	at 49ers						NOT ON ROSTER						L	10-31
11/28	at Packers						RESERVE/NFIN						L	28-36
12/05	Jaguars						RESERVE/NFIN						W	37-7
12/13	at Cardinals						RESERVE/NFIN						W	30-23
12/21	Seahawks						RESERVE/NFIN						W	20-10
12/26	at Vikings						RESERVE/NFIN						W	30-23
01/02	at Ravens						RESERVE/NFIN						W	20-19
01/09	49ers						RESERVE/NFIN						L	24-27+
2021 TOTALS		6-0	1	9	9.0	9	0	0	0	0.0	0	0	12-5	

+ - Overtime

2020 GAME-BY-GAME REGULAR-SEASON STATISTICS (RAMS)

DATE	OPPONENT	P/S	RECEIVING					RUSHING					W/L	SCORE
			NO.	YDS.	AVG.	LG	TD	NO.	YDS.	AVG.	LG	TD		
09/13	Cowboys	P	0	0	0.0	0	0	0	0	0.0	0	0	W	20-17
09/20	at Eagles	P	0	0	0.0	0	0	0	0	0.0	0	0	W	37-19
09/27	at Bills	P	0	0	0.0	0	0	0	0	0.0	0	0	L	32-35
10/04	Giants	P	1	5	5.0	5	0	0	0	0.0	0	0	W	17-9
10/11	at Football Team	P	0	0	0.0	0	0	0	0	0.0	0	0	W	30-10
10/18	at 49ers	P	0	0	0.0	0	0	0	0	0.0	0	0	L	16-24
10/26	Bears	S	3	48	16.0	34	0	0	0	0.0	0	0	W	24-10
11/01	at Dolphins	P	0	0	0.0	0	0	0	0	0.0	0	0	L	17-28
11/15	Seahawks	P	0	0	0.0	0	0	0	0	0.0	0	0	W	23-16
11/23	at Buccaneers	P	0	0	0.0	0	0	0	0	0.0	0	0	W	27-24
11/29	49ers	P	0	0	0.0	0	0	0	0	0.0	0	0	L	20-23
12/06	at Cardinals	P	0	0	0.0	0	0	0	0	0.0	0	0	W	38-28
12/10	Patriots	P	0	0	0.0	0	0	0	0	0.0	0	0	W	24-3
12/20	Jets	P	0	0	0.0	0	0	0	0	0.0	0	0	L	20-23
12/27	at Seahawks	P	0	0	0.0	0	0	0	0	0.0	0	0	L	9-20
01/03	Cardinals	P	0	0	0.0	0	0	0	0	0.0	0	0	W	18-7
2020 TOTALS		16-1	4	53	13.3	34	0	0	0	0.0	0	0	10-6	

2019 GAME-BY-GAME REGULAR-SEASON STATISTICS (RAMS)

DATE	OPPONENT	P/S	RECEIVING					RUSHING					W/L	SCORE
			NO.	YDS.	AVG.	LG	TD	NO.	YDS.	AVG.	LG	TD		
09/08	at Panthers												W	30-27
09/15	Saints												W	27-9
09/22	at Browns	P	0	0	0.0	0	0	0	0	0.0	0	0	W	20-13
09/29	Buccaneers												L	40-55
10/03	at Seahawks	P	0	0	0.0	0	0	0	0	0.0	0	0	L	29-30
10/13	49ers	P	0	0	0.0	0	0	0	0	0.0	0	0	L	7-20
10/20	at Falcons	P	0	0	0.0	0	0	0	0	0.0	0	0	W	37-10
10/27	Bengals	P	0	0	0.0	0	0	0	0	0.0	0	0	W	24-10
11/10	at Steelers	P	1	9	9.0	9	0	0	0	0.0	0	0	L	12-17
11/17	Bears	S	0	0	0.0	0	0	0	0	0.0	0	0	W	17-7
11/25	Ravens	P	0	0	0.0	0	0	0	0	0.0	0	0	L	6-45
12/01	at Cardinals	P	0	0	0.0	0	0	0	0	0.0	0	0	W	34-7
12/08	Seahawks	S	0	0	0.0	0	0	0	0	0.0	0	0	W	28-12
12/15	at Cowboys	P	2	15	7.5	9	0	0	0	0.0	0	0	L	21-44
12/21	at 49ers	P	0	0	0.0	0	0	0	0	0.0	0	0	L	31-34
12/29	Cardinals	P	1	2	2.0	2	0	0	0	0.0	0	0	W	31-24
2019 TOTALS		13-2	4	26	6.5	9	0	0	0	0.0	0	0	9-7	

2018 GAME-BY-GAME REGULAR-SEASON STATISTICS (RAMS)

DATE	OPPONENT	P/S	RECEIVING					RUSHING					W/L	SCORE
			NO.	YDS.	AVG.	LG	TD	NO.	YDS.	AVG.	LG	TD		
09/10	at Raiders	P	0	0	0.0	0	0	0	0	0.0	0	0	W	33-13
09/16	Cardinals	P	0	0	0.0	0	0	0	0	0.0	0	0	W	34-0
09/23	Chargers	P	0	0	0.0	0	0	0	0	0.0	0	0	W	35-23
09/27	Vikings	P	0	0	0.0	0	0	0	0	0.0	0	0	W	38-31
10/07	at Seahawks	P	0	0	0.0	0	0	0	0	0.0	0	0	W	33-31
10/14	at Broncos	P	0	0	0.0	0	0	0	0	0.0	0	0	W	23-20
10/21	at 49ers	P	0	0	0.0	0	0	0	0	0.0	0	0	W	39-10
10/28	Packers												W	29-27
11/04	at Saints												L	35-45
11/11	Seahawks												W	36-31
11/19	Chiefs												W	54-51
12/02	at Lions												W	30-16
12/09	at Bears												L	6-15
12/16	Eagles	P	0	0	0.0	0	0	0	0	0.0	0	0	L	23-30
12/23	at Cardinals	P	0	0	0.0	0	0	0	0	0.0	0	0	W	31-9
12/30	49ers	P	1	5	5.0	5	0	0	0	0.0	0	0	W	48-32
2018 TOTALS		10-0	1	5	5.0	5	0	0	0	0.0	0	0	13-3	

2017 GAME-BY-GAME REGULAR-SEASON STATISTICS (RAMS)

			RECEIVING					RUSHING							
DATE	OPPONENT	P/S	NO.	YDS.	AVG.	LG	TD	NO.	YDS.	AVG.	LG	TD	W/L	SCORE	
09/10	Colts												W	46-9	
							ACTIVE/PUP								
11/12	Texans	P	0	0	0.0	0	0	0	0	0.0	0	0	W	33-7	
11/19	at Vikings	P	0	0	0.0	0	0	0	0	0.0	0	0	L	7-24	
11/26	Saints												W	26-20	
2017 TOTALS							2-0	0	0	0.0	0	0	0	0	3-1

2022 GAME-BY-GAME POSTSEASON STATISTICS (VIKINGS)

			RECEIVING					RUSHING						
DATE	OPPONENT	P/S	NO.	YDS.	AVG.	LG	TD	NO.	YDS.	AVG.	LG	TD	W/L	SCORE
01/15	Giants	P	1	12	12.0	12	0	0	0	0.0	0	0	L	24-31
2022 TOTALS			1-0	1	12	12.0	12	0	0	0	0.0	0	0	0-1

2021 GAME-BY-GAME POSTSEASON STATISTICS (RAMS)

			RECEIVING					RUSHING						
DATE	OPPONENT	P/S	NO.	YDS.	AVG.	LG	TD	NO.	YDS.	AVG.	LG	TD	W/L	SCORE
01/17	Cardinals												W	34-11
01/23	at Buccaneers												W	30-27
01/30	49ers												W	20-17
02/13	at Bengals												W	23-20
2021 TOTALS			0-0	0	0	0.0	0	0	0	0.0	0	0	0	4-0

2020 GAME-BY-GAME POSTSEASON STATISTICS (RAMS)

			RECEIVING					RUSHING						
DATE	OPPONENT	P/S	NO.	YDS.	AVG.	LG	TD	NO.	YDS.	AVG.	LG	TD	W/L	SCORE
01/09	at Seahawks	P	0	0	0.0	0	0	0	0	0.0	0	0	W	30-20
01/16	at Packers	P	0	0	0.0	0	0	0	0	0.0	0	0	L	18-32
2020 TOTALS			2-0	0	0	0.0	0	0	0	0.0	0	0	0	1-1

2018 GAME-BY-GAME POSTSEASON STATISTICS (RAMS)

			RECEIVING					RUSHING						
DATE	OPPONENT	P/S	NO.	YDS.	AVG.	LG	TD	NO.	YDS.	AVG.	LG	TD	W/L	SCORE
01/12	Cowboys	P	0	0	0.0	0	0	0	0	0.0	0	0	W	30-22
01/20	at Saints	P	0	0	0.0	0	0	0	0	0.0	0	0	W	26-23+
02/03	Patriots	P	0	0	0.0	0	0	0	0	0.0	0	0	L	3-13
2018 TOTALS			3-0	0	0	0.0	0	0	0	0.0	0	0	0	2-1

+ - Overtime



BYRON MURPHY JR.



7

CORNERBACK

Ht: 5-11

DOB: 1-18-98

Vikings Season: 1

Acquired: FA '23

Wt: 190

College: Washington

NFL Season: 5

2023 GP/GS

2/2

CAREER GP/GS

58/50

PLAYOFF GP/GS

1/1

KEY TRANSACTIONS

- Selected with the Cardinals first pick in the second round (33rd overall) of the 2019 NFL Draft

OFF THE FIELD

- Standout on the basketball team in high school
- Has one son Malakai

HONORS

- NFC Defensive Player of the Week (vs. Jacksonville 9/26/21).

CAREER NOTES

- Selected by the Cardinals in the second round (33rd overall) of the 2019 NFL Draft out of Washington, where he was a college teammate of All-Pro S Budda Baker.
- Scored on a 59-yard fumble recovery in overtime against Las Vegas in Week 2 which was the longest OT fumble return TD in NFL history and the second walk-off fumble recovery for a TD in Cardinals history.
- Led the Cardinals in passes defended twice (2019, 2021) through his first three NFL seasons.
- Had a career year in 2021, totaling 64 tackles, a team-high four INTs (one returned for a TD), a team-high 12 passes defended, a half-sack, a forced fumble and a fumble recovery. A Pro Bowl alternate, he was one of just 11 players in the NFL with 4+ INTs and 12+ passes defended last season.
- Named "NFC Defensive Player of the Week" for his performance against Jacksonville in Week 3 (2021) when he recorded two INTs, returning one 29 yards for a TD to give Arizona a 24-19 lead in the third quarter.
- One of four rookie defenders to start all 16 games and played the fifth most defensive snaps (1,104) among NFL rookies in 2019. Joined QB Kyler Murray to form the league's only duo of first-year teammates to start all 16 games on opposite sides of the ball.
- Led the Cardinals with 10 passes defended in 2019, which tied for third among NFL rookies and ranked third in franchise history by a first-year player.

2023 | MINNESOTA VIKINGS

- One of three Vikings defenders to play each of the team's 77 defensive snaps against the Eagles (9/14).
- Had two tackles and a pass defended at Philadelphia.
- Started the season opener against Tampa Bay (9/10), recording six tackles.

2022 | ARIZONA CARDINALS

- Started in nine games and recorded 36 tackles (29 solo), three TFL, one QB hit, 0.5 sacks, four passes defended, two fumble recoveries and a TD.
- Had a tackle and scored an overtime 59-yard TD on a fumble recovery for his second career NFL TD; his game-winning 59-yard score became the longest OT fumble return TD in NFL history and the second walk-off fumble recovery TD in Cardinals history.
- Started his fourth consecutive season opener while playing 100% of the snaps and recording four tackles vs. KC (9/11).

2021 | ARIZONA CARDINALS

- Started all 16 games he appeared in and led the team in INTs (four) and passes defended (12) along with 64 tackles (49 solo), one forced fumble, one fumble recovery and one TD.
- Played a big role as the Cardinals ranked 7th in the NFL with 27 total takeaways, 7th in pass yards allowed/game (214.4) and 10th in offensive points allowed (20.5).
- Played every defensive snap and registered four tackles, two INTs (one returned for a TD) and two passes defended at Jacksonville (9/26).
- Recorded the first multi-INT game of his career and scored his first career TD against Jacksonville and Earned NFC Defensive Player of the Week honors.

2020 | ARIZONA CARDINALS

- Played 15 games (seven starts) and totaled 51 tackles, three tackles for loss, 2.0 sacks, eight passes defended and two fumble recoveries.
- Had a career game with eight tackles, a tackle for loss, two passes defended and his first career fumble recovery on Monday Night Football at Dallas (10/19).
- Had two tackles and his first career sack for a unit that held the NFL's top-ranked scoring offense to seven points in the second half and OT on Sunday Night Football vs. Sea (10/25);.

2019 | ARIZONA CARDINALS

- One of four NFL rookie defenders to start all 16 games.
- Played the fifth most defensive snaps (1,104) among all NFL players.
- Totaled 66 tackles, three tackles for loss, one INT and a team-high 10 passes defended, which ranked third among NFL rookies and third in Cardinals franchise history by a rookie.
- Part of a defense that allowed season lows in points (13), TDs (one), first downs (13), third down conversions (one), total net yards (224), net passing yards (133) and completion percentage (51.6%) against the Seahawks (12/22).

COLLEGE - WASHINGTON

- Started all 20 games he played in his final two seasons (2017-18) with the Huskies and totaled 74 tackles, seven INTs (one returned for a TD), 27 passes defended, seven tackles for loss, a sack and two forced fumbles.
- Recorded 58 tackles, four INTs (one returned for a TD), four tackles for loss, 17 passes defended and a forced fumble in 14 games (all starts), earning first-team All-American and first-team All-Pac 12 honors as a junior.
- Named the MVP of the Pac-12 Championship Game when he scored the game's only TD on a 66-yard INT return; also had another INT in the win over the Utes.
- Started all six games he played – the first three and the final three – missing seven games due to injury.
- Had two INTs in his debut against Rutgers and recorded an INT in the end zone during the Fiesta Bowl at State Farm Stadium.

PREP - MARCOS DE NIZA/SAGUARO (ARIZ.)

- Named to the Arizona Republic's All-Decade Team.
- As a senior in 2015, earned Arizona Division II Player of the Year and All-Arizona first-team from the Arizona Republic and was named to the MaxPreps.com Medium-Sized Schools All-America first-team and All-America (all levels) second team as a WR.
- One of four finalists for the Lockheed Martin Air Defender of the Year (top DB in the nation) ... rated the No. 1 prospect in Arizona by the Arizona Republic.
- Helped lead the Sabercats to a 12-2 overall record and the Division II state championship as a senior.
- Invited to play in the U.S. Army All-American Bowl and had an INT in the game.
- Helped lead the Sabercats to a 14-0 mark and the Division III state title as a junior.

BYRON MURPHY JR.'S NFL REGULAR SEASON DEFENSIVE STATISTICS

DATE	TEAM	GP	GS	TACKLES						INTERCEPTIONS						O. FUMB				ST				MISC			
				TK	S	A	TFL	YDS	SK	YDS	QBH	NO	YDS	LG	TD	PD	FF	FR	TD	YDS	TK	S	A	FF	FR	S	A
2023	Vikings	2	2	7	3	4	0	0	0.0	0.0	0	0	0	0	1	0	0	0	0	0	0	0	0	0	0	0	0
2022	Cardinals	9	9	36	29	7	3	4	0.5	5.0	1	0	0	0	4	0	2	1	59	0	0	0	0	0	0	0	
2021	Cardinals	16	16	64	49	15	0	0	0.5	0.5	1	4	49	29t	1	12	1	1	0	0	0	0	0	0	0	0	
2020	Cardinals	15	7	51	40	11	3	18	2.0	10.0	2	0	0	0	8	0	2	0	3	0	0	0	0	0	0	0	
2019	Cardinals	16	16	78	66	12	3	15	0.0	0.0	0	1	0	0	10	0	0	0	0	0	0	0	0	0	0	0	
NFL TOTALS		58	50	236	187	49	9	37	3.0	15.5	4	5	49	29T	1	35	1	5	1	62	0	0	0	0	0	0	0

BYRON MURPHY JR.'S NFL POSTSEASON DEFENSIVE STATISTICS

DATE	TEAM	GP	TACKLES							INTERCEPTIONS					O. FUMB				ST				MISC				
			GS	TK	S	A	TFL	YDS	SK	YDS	QBH	NO	YDS	LG	TD	PD	FF	FR	TD	YDS	TK	S	A	FF	FR	S	A
2021	Cardinals	1	1	5	4	1	0	0	0.0	0.0	0	0	0	0	0	0	0	0	0	0	0	0	0	0	0	0	0
NFL TOTALS		1	1	5	4	1	0	0	0.0	0.0	0	0	0	0	0	0	0	0	0	0	0	0	0	0	0	0	

SINGLE-GAME HIGHS: DEFENSIVE

Total Tackles	9 vs. PHI, Oct 09, 2022 ...1 more at 9.	Fumble Recoveries	1 at LV, Sep 18, 2022 ...4 more at 1.
Solo Tackles	8 at CIN, Oct 06, 2019	Tackles For Loss	3 vs. PHI, Oct 09, 2022
Sacks	1.0 vs. PHI, Dec 20, 2020 ...1 more at 1.0.	Interceptions	2 at JAX, Sep 26, 2021
Passes Defensed	3 at TEN, Sep 12, 2021 ...1 more at 3.	Interception Return Yards	36 at JAX, Sep 26, 2021
Forced Fumbles	1 at SF, Nov 07, 2021	Longest Opp Fumble Return	59 at LV, Sep 18, 2022

SINGLE-GAME HIGHS - POSTSEASON: DEFENSIVE

Total Tackles	5 at LAR, Jan 17, 2022	Solo Tackles	4 at LAR, Jan 17, 2022
----------------------	------------------------	---------------------	------------------------

2023 GAME-BY-GAME REGULAR-SEASON STATISTICS (VIKINGS)

DATE	OPPONENT	P/S	TACKLES							INTERCEPTIONS					O. FUMB				ST				MISC					
			TK	S	A	SK	YDS	TFL	YDS	QBH	NO	YDS	LG	TD	PD	FF	FR	TD	YDS	TK	S	A	FF	FR	S	A	W/L	SCORE
09/10	Buccaneers	S	5	2	3	0.0	0.0	0	0	0	0	0	0	0	0	0	0	0	0	0	0	0	0	0	0	0	L	17-20
09/14	at Eagles	S	2	1	1	0.0	0.0	0	0	0	0	0	0	0	1	0	0	0	0	0	0	0	0	0	0	L	28-34	
2023 TOTALS		2-2	7	3	4	0.0	0.0	0	0	0	0	0	0	0	1	0	0	0	0	0	0	0	0	0	0	0	0	0-2

2022 GAME-BY-GAME REGULAR-SEASON STATISTICS (CARDINALS)

DATE	OPPONENT	P/S	TACKLES							INTERCEPTIONS					O. FUMB				ST				MISC				
			TK	S	A	SK	YDS	TFL	YDS	QBH	NO	YDS	LG	TD	PD	FF	FR	TD	YDS	TK	S	A	FF	FR	S	A	W/L
09/11	Chiefs	S	4	3	1	0.0	0.0	0	0	0	0	0	0	0	0	0	1	0	0	0	0	0	0	0	0	L	21-44
09/18	at Raiders	S	1	1	0	0.0	0.0	0	0	0	0	0	0	0	0	1	1	59	0	0	0	0	0	0	0	W	29-23+
09/25	Rams	S	4	2	2	0.0	0.0	0	0	0	0	0	0	0	0	0	0	0	0	0	0	0	0	0	L	12-20	
10/02	at Panthers	S	1	1	0	0.0	0.0	0	0	0	0	0	0	0	0	0	0	0	0	0	0	0	0	0	W	26-16	
10/09	Eagles	S	9	7	2	0.5	5.0	3	4	1	0	0	0	1	0	0	0	0	0	0	0	0	0	0	L	17-20	
10/16	at Seahawks	S	5	4	1	0.0	0.0	0	0	0	0	0	0	1	0	0	0	0	0	0	0	0	0	0	L	9-19	
10/20	Saints	S	5	5	0	0.0	0.0	0	0	0	0	0	0	0	0	0	0	0	0	0	0	0	0	0	W	42-34	
10/30	at Vikings	S	3	3	0	0.0	0.0	0	0	0	0	0	0	1	0	0	0	0	0	0	0	0	0	0	L	26-34	
11/06	Seahawks	S	4	3	1	0.0	0.0	0	0	0	0	0	0	1	0	0	0	0	0	0	0	0	0	0	L	21-31	
11/13	at Rams		[LEGACY] INJURED/DID NOT PLAY																				W	27-17			
11/21	49ers		[LEGACY] INJURED/DID NOT PLAY																				L	10-38			
11/27	Chargers		[LEGACY] INJURED/DID NOT PLAY																				L	24-25			
12/12	Patriots		[LEGACY] INJURED/DID NOT PLAY																				L	13-27			
12/18	at Broncos		[LEGACY] INJURED/DID NOT PLAY																				L	15-24			
12/25	Buccaneers		INJURED RESERVE																				L	16-19+			
01/01	at Falcons		INJURED RESERVE																				L	19-20			
01/08	at 49ers		INJURED RESERVE																				L	13-38			
2022 TOTALS		9-9	36	29	7	0.5	5.0	3	4	1	0	0	0	4	0	2	1	59	0	0	0	0	0	0	0	4-13	

+ - Overtime

2021 GAME-BY-GAME REGULAR-SEASON STATISTICS (CARDINALS)

DATE	OPPONENT	P/S	TACKLES							INTERCEPTIONS				O. FUMB				ST				MISC		W/L	SCORE			
			TK	S	A	SK	YDS	TFL	YDS	QBH	NO	YDS	LG	TD	PD	FF	FR	TD	YDS	TK	S	A	FF			FR	S	A
09/12	at Titans	S	4	4	0	0.0	0.0	0	0	0	0	0	0	0	3	0	0	0	0	0	0	0	0	0	0	0	W	38-13
09/19	Vikings	S	3	2	1	0.0	0.0	0	0	0	0	0	0	0	0	0	0	0	0	0	0	0	0	0	0	W	34-33	
09/26	at Jaguars	S	4	3	1	0.0	0.0	0	0	0	2	36	29	1	2	0	0	0	0	0	0	0	0	0	0	W	31-19	
10/03	at Rams	S	3	3	0	0.0	0.0	0	0	0	1	0	0	0	1	0	0	0	0	0	0	0	0	0	0	W	37-20	
10/10	49ers		[LEGACY] INJURED/DID NOT PLAY																				W	17-10				
10/17	at Browns	S	6	5	1	0.0	0.0	0	0	0	0	0	0	0	1	0	0	0	0	0	0	0	0	0	0	W	37-14	
10/24	Texans	S	4	2	2	0.0	0.0	0	0	0	0	0	0	0	0	0	0	0	0	0	0	0	0	0	0	W	31-5	
10/28	Packers	S	6	4	2	0.0	0.0	0	0	0	0	0	0	0	1	0	0	0	0	0	0	0	0	0	0	L	21-24	
11/07	at 49ers	S	4	1	3	0.0	0.0	0	0	0	0	0	0	0	0	1	0	0	0	0	0	0	0	0	0	W	31-17	
11/14	Panthers	S	4	3	1	0.0	0.0	0	0	0	0	0	0	0	0	0	0	0	0	0	0	0	0	0	0	L	10-34	
11/21	at Seahawks	S	1	1	0	0.0	0.0	0	0	0	0	0	0	0	0	0	0	0	0	0	0	0	0	0	0	W	23-13	
12/05	at Bears	S	6	4	2	0.5	0.5	0	0	1	1	13	13	0	2	0	0	0	0	0	0	0	0	0	0	W	33-22	
12/13	Rams	S	3	3	0	0.0	0.0	0	0	0	0	0	0	0	1	0	0	0	0	0	0	0	0	0	0	L	23-30	
12/19	at Lions	S	2	2	0	0.0	0.0	0	0	0	0	0	0	0	0	0	1	0	0	0	0	0	0	0	0	L	12-30	
12/25	Colts	S	4	3	1	0.0	0.0	0	0	0	0	0	0	0	0	0	0	0	0	0	0	0	0	0	0	L	16-22	
01/02	at Cowboys	S	7	7	0	0.0	0.0	0	0	0	0	0	0	0	1	0	0	0	0	0	0	0	0	0	0	W	25-22	
01/09	Seahawks	S	3	2	1	0.0	0.0	0	0	0	0	0	0	0	0	0	0	0	0	0	0	0	0	0	0	L	30-38	
2021 TOTALS		16-16	64	49	15	0.5	0.5	0	0	1	4	49	29T	1	12	1	1	0	0	0	0	0	0	0	0	0	11-6	

2020 GAME-BY-GAME REGULAR-SEASON STATISTICS (CARDINALS)

DATE	OPPONENT	P/S	TACKLES							INTERCEPTIONS				O. FUMB				ST				MISC		W/L	SCORE			
			TK	S	A	SK	YDS	TFL	YDS	QBH	NO	YDS	LG	TD	PD	FF	FR	TD	YDS	TK	S	A	FF			FR	S	A
09/13	at 49ers	S	2	0	2	0.0	0.0	0	0	0	0	0	0	0	2	0	0	0	0	0	0	0	0	0	0	0	W	24-20
09/20	Football Team	S	1	1	0	0.0	0.0	0	0	0	0	0	0	0	0	0	0	0	0	0	0	0	0	0	0	W	30-15	
09/27	Lions	P	3	3	0	0.0	0.0	0	0	0	0	0	0	0	0	0	0	0	0	0	0	0	0	0	0	L	23-26	
10/04	at Panthers	S	4	2	2	0.0	0.0	0	0	0	0	0	0	0	0	0	0	0	0	0	0	0	0	0	0	L	21-31	
10/11	at Jets	S	4	4	0	0.0	0.0	0	0	0	0	0	0	0	0	0	0	0	0	0	0	0	0	0	0	W	30-10	
10/19	at Cowboys	S	8	7	1	0.0	0.0	1	2	0	0	0	0	0	2	0	1	0	3	0	0	0	0	0	0	W	38-10	
10/25	Seahawks	P	2	2	0	1.0	10.0	1	10	1	0	0	0	0	0	0	0	0	0	0	0	0	0	0	0	W	37-34+	
11/08	Dolphins		RESERVE/COVID-19																				L	31-34				
11/15	Bills	S	6	5	1	0.0	0.0	0	0	1	0	0	0	0	0	0	0	0	0	0	0	0	0	0	0	W	32-30	
11/19	at Seahawks	P	4	4	0	0.0	0.0	0	0	0	0	0	0	0	0	0	0	0	0	0	0	0	0	0	0	L	21-28	
11/29	at Patriots	P	1	1	0	0.0	0.0	0	0	0	0	0	0	0	0	0	0	0	0	0	0	0	0	0	0	L	17-20	
12/06	Rams	P	2	2	0	0.0	0.0	0	0	0	0	0	0	0	0	0	0	0	0	0	0	0	0	0	0	L	28-38	
12/13	at Giants	P	3	2	1	0.0	0.0	0	0	0	0	0	0	0	1	0	0	0	0	0	0	0	0	0	0	W	26-7	
12/20	Eagles	P	4	4	0	1.0	0.0	1	6	0	0	0	0	0	3	0	0	0	0	0	0	0	0	0	0	W	33-26	
12/26	49ers	S	5	2	3	0.0	0.0	0	0	0	0	0	0	0	0	0	0	0	0	0	0	0	0	0	0	L	12-20	
01/03	at Rams	P	2	1	1	0.0	0.0	0	0	0	0	0	0	0	0	0	1	0	0	0	0	0	0	0	0	L	7-18	
2020 TOTALS		15-7	51	40	11	2.0	10.0	3	18	2	0	0	0	0	8	0	2	0	3	0	0	0	0	0	0	8-8		

+ - Overtime

2019 GAME-BY-GAME REGULAR-SEASON STATISTICS (CARDINALS)

DATE	OPPONENT	P/S	TACKLES							INTERCEPTIONS					O. FUMB				ST				MISC			SCORE	
			TK	S	A	SK	YDS	TFL	YDS	QBH	NO	YDS	LG	TD	PD	FF	FR	TD	YDS	TK	S	A	FF	FR	S		A
09/08	Lions	S	5	4	1	0.0	0.0	0	0	0	0	0	0	0	0	0	0	0	0	0	0	0	0	0	0	T	27-27+
09/15	at Ravens	S	7	5	2	0.0	0.0	0	0	0	0	0	0	0	2	0	0	0	0	0	0	0	0	0	0	L	17-23
09/22	Panthers	S	2	2	0	0.0	0.0	0	0	0	0	0	0	0	0	0	0	0	0	0	0	0	0	0	0	L	20-38
09/29	Seahawks	S	5	5	0	0.0	0.0	0	0	0	0	0	0	0	1	0	0	0	0	0	0	0	0	0	0	L	10-27
10/06	at Bengals	S	9	8	1	0.0	0.0	0	0	0	0	0	0	0	1	0	0	0	0	0	0	0	0	0	0	W	26-23
10/13	Falcons	S	6	6	0	0.0	0.0	1	6	0	0	0	0	0	1	0	0	0	0	0	0	0	0	0	0	W	34-33
10/20	at Giants	S	5	5	0	0.0	0.0	0	0	0	0	0	0	0	0	0	0	0	0	0	0	0	0	0	0	W	27-21
10/27	at Saints	S	6	3	3	0.0	0.0	0	0	0	0	0	0	0	0	0	0	0	0	0	0	0	0	0	0	L	9-31
10/31	49ers	S	2	2	0	0.0	0.0	0	0	0	0	0	0	0	0	0	0	0	0	0	0	0	0	0	0	L	25-28
11/10	at Buccaneers	S	5	5	0	0.0	0.0	0	0	0	0	1	0	0	0	0	0	0	0	0	0	0	0	0	0	L	27-30
11/17	at 49ers	S	5	5	0	0.0	0.0	0	0	0	0	0	0	0	1	0	0	0	0	0	0	0	0	0	0	L	26-36
12/01	Rams	S	5	4	1	0.0	0.0	0	0	0	0	0	0	0	1	0	0	0	0	0	0	0	0	0	0	L	7-34
12/08	Steelers	S	4	4	0	0.0	0.0	1	3	0	0	0	0	0	0	0	0	0	0	0	0	0	0	0	0	L	17-23
12/15	Browns	S	3	3	0	0.0	0.0	0	0	0	0	0	0	0	0	0	0	0	0	0	0	0	0	0	0	W	38-24
12/22	at Seahawks	S	2	1	1	0.0	0.0	0	0	0	0	0	0	0	1	0	0	0	0	0	0	0	0	0	0	W	27-13
12/29	at Rams	S	7	4	3	0.0	0.0	1	6	0	0	0	0	0	1	0	0	0	0	0	0	0	0	0	0	L	24-31
2019 TOTALS	16-16		78	66	12	0.0	0.0	3	15	0	1	0	0	0	10	0	0	0	0	0	0	0	0	0	0	0	5-10-1

+ - Overtime

2021 GAME-BY-GAME POSTSEASON STATISTICS (CARDINALS)

DATE	OPPONENT	P/S	TACKLES							INTERCEPTIONS					O. FUMB				ST				MISC			SCORE	
			TK	S	A	SK	YDS	TFL	YDS	QBH	NO	YDS	LG	TD	PD	FF	FR	TD	YDS	TK	S	A	FF	FR	S		A
01/17	at Rams	S	5	4	1	0.0	0.0	0	0	0	0	0	0	0	0	0	0	0	0	0	0	0	0	0	0	L	11-34
2021 TOTALS	1-1		5	4	1	0.0	0.0	0	0	0	0	0	0	0	0	0	0	0	0	0	0	0	0	0	0	0-1	



NICK MUSE

34

TIGHT END



Ht: 6-5

DOB: 11-25-98

Vikings Season: 2

Acquired: D7 '22

Wt: 252

College: South Carolina

NFL Season: 2

2023 GP/GS

0/0

CAREER GP/GS

10/0

PLAYOFF GP/GS

0/0

KEY TRANSACTIONS

- Seventh-round (227th overall) pick out of South Carolina in the 2022 NFL Draft.
- Waived by the Vikings on 8/30/22.
- Signed to the practice squad on 8/31/22.
- Signed to the active roster on 11/19/22.
- Waived on 1/6/23.
- Signed to practice squad on 1/7/23.

OFF THE FIELD

- Criminal justice major
- Brother, Tanner, played football at Clemson and was a third-round pick by the Las Vegas Raiders in the 2020 NFL Draft.
- Enjoys water sports, bowling and basketball.

CAREER NOTES

2023 | MINNESOTA VIKINGS

- Inactive in Week 2 against the Eagles (9/14).
- Inactive for the season opener against Tampa Bay (9/10).

2022 | MINNESOTA VIKINGS

- Signed to the active roster prior to Week 11 vs. Dallas and played snaps on special teams (11/20).
- Elevated prior to Week 10 at Buffalo and appeared on special teams (11/13).
- Elevated prior to Week 9 at Washington, appearing on special teams (11/6).
- Elevated prior to Week 5 vs. Chicago and made his NFL debut, appearing in six snaps on special teams (10/9).

COLLEGE - WILLIAM & MARY/SOUTH CAROLINA

- Started all 13 games in 2021, finishing the season fourth on the team with 20 catches for 222 yards and a pair of TDs.
- Started all 10 games at tight end in 2020. Caught 30 passes for 425 yards. Had the best game of his career against Georgia where he hauled in eight passes for 131 yards (both career highs), including a season-long 35-yard reception and his first career touchdown.
- Transferred from William & Mary at the start of fall camp in 2019 and played in eight games (one start), catching 17 passes for 158 yards.
- Played his sophomore season at William & Mary and ranked seventh in the CAA in receiving yards per game (64.7) after appearing in seven games (three starts). Ranked second on the team in catches (30) and receiving yards (453).
- Appeared in six games (one start), becoming just the third William & Mary tight end to play and second to earn a start as a true freshman (dating back to 1989). Finished the season with four catches for 55 yards and a touchdown.
- Tight end who took advantage of the NCAA rule allowing him to return for a fifth season despite never taking a redshirt year.
- Joined the Gamecocks at the start of fall camp in 2019 following a transfer from William & Mary.
- Logged 67 receptions for 805 yards in three seasons at South Carolina and 101 catches for 1,303 yards spanning a five-year career that included two seasons at William & Mary.
- His eight-catch game in 2019 marked the most catches for a Gamecocks tight end since Hayden Hurst had eight receptions against Mississippi State in 2016 and the most yards for a Gamecocks tight end since Danny Smith had 134 yards on just five catches

against Appalachian State in 1985.

HONORS

- 2021 Co-Most Outstanding Senior Award winner
- Selected to play in the East-West Shrine Bowl (2021)
- Co-Joe Morrison Offensive Player of the Spring honor (2021)
- 2020 Fourth-Team All-SEC (Phil Steele)
- 2020 PFF All-SEC honorable mention
- 2020 SEC Fall Academic Honor Roll
- 2019 SEC First-Year Academic Honor Roll
- 2019 All-Colonial Athletic Association Third-Team selection (William & Mary)

PREP - SOUTH POINT (N.C.)

- Four-year letterwinner as a tight end and linebacker at Belmont and graduated in 2017.
- Was a two-time *Gaston Gazette* Defensive Player of the Year (2015, 2016).
- Two-time all-conference selection.
- Second-team All-*Charlotte Observer* as a senior after totaling 165 tackles, as well as 32 catches for 654 yards with 10 touchdowns, en route to helping SPHS win the 2016 3A State Championship.
- Named the 2015 State Championship Defensive Player of the Game.
- Honored as the team's most versatile player as a senior and served two seasons as the team's captain of the defense.
- Also lettered in baseball, basketball and track and field.

2023 GAME-BY-GAME REGULAR-SEASON STATISTICS (VIKINGS)

			RECEIVING					RUSHING						
DATE	OPPONENT	P/S	NO.	YDS.	AVG.	LG	TD	NO.	YDS.	AVG.	LG	TD	W/L	SCORE
09/10	Buccaneers							ON INACTIVE LIST					L	17-20
09/14	at Eagles							INACTIVE					L	28-34
2023 TOTALS		0-0	0	0	0.0	0	0	0	0	0.0	0	0	0-2	



JALEN NAILOR



83

WIDE RECEIVER

Ht: 6-0

DOB: 3-2-99

Vikings Season: 2

Acquired: D6b '22

Wt: 190

College: Michigan State

NFL Season: 2

2023 GP/GS

2/0

CAREER GP/GS

17/0

PLAYOFF GP/GS

1/0

KEY TRANSACTIONS

- Sixth-round (191st overall) pick out of Michigan State in the 2022 NFL Draft.

OFF THE FIELD

- Son of Jamar Nailor and Farrah Shelton.
- Human development and family studies major.
- Nickname is "Speedy."

CAREER NOTES

2023 | MINNESOTA VIKINGS

- Made his season debut against Tampa Bay (9/10) and made a tackle on special teams.

2022 | MINNESOTA VIKINGS

- Caught his first NFL pass, a 13-yard reception from P Ryan Wright in team's first successful punt fake of the 2022 season (10/2).
- Inactive for Week 5 vs. Chicago (10/9).
- Inactive for Week 9 at Washington (11/6).
- Led the team in receiving yards with 89 in Week 17. Caught his first NFL receiving touchdown, a 47-reception from QB Nick Mullens (1/1/23).
- Caught four passes for 62 receiving yards in Week 18 at Chicago (1/8/23).
- Appeared on special teams in his playoff debut (1/15/23).

COLLEGE - MICHIGAN STATE

- Closed his career tied for 17th in school history in TD catches (12), 16th in yards per catch (16.9), 28th in receiving yards (1,454) and 41st in receptions (86).
- Had four career 100-yard receiving outings (vs. Iowa, 11/7/20; vs. Western Kentucky, 10/2/21; vs. Rutgers, 10/9/21; vs. Pittsburgh, 12/30/21) and one 200-yard outing (vs. Rutgers, 10/9/21).
- Versatile playmaker who finished with 1,844 career all-purpose yards (1,454 receiving, 179 kick return, 163 rushing, 48 punt return).
- Had 17 carries for 163 yards (9.6 avg) with one rushing TD, along with eight punt returns for 48 yards (6.0 avg.) and nine kick returns for 179 yards.
- Led the Big Ten in yards per catch in 2020 (19.8 avg.) and ranked second in 2021 (18.8 avg.)

HONORS

- 2020 Third-Team All-Big Ten selection by Phil Steele.
- Became the 46th Spartan to reach 1,000 career receiving yards in the Western Kentucky game on Oct. 2, 2021.
- Three-year letterwinner; finished his Spartans career with 86 receptions for 1,454 yards and 12 TDs in 28 career games from 2018-21, including 21 starts (one in 2018, four in 2019, seven in 2020, nine in 2021).
- MSU had a 20-8 record when Nailor was in the lineup, including a 9-0 mark in 2021.

PREP - BISHOP GORMAN (NEV.)

- Named the No. 1 wide receiver prospect in the state of Nevada by 247Sports and Rivals.com.
- Listed as one of the best overall players in the state of Nevada by 247Sports (No. 6), ESPN (No. 6) and Rivals.com (No. 7).
- Ranked among the top wide receivers in the nation by 247Sports (No. 120).
- Also returned punts and kicks.
- Was a member of three state championship and two “national championship” teams.
- Had 108 receptions for nearly 2,000 yards (1,995) and 28 touchdown catches during his varsity career for one of the most storied high school programs in the nation.
- Named to the 2017 ALL-USA TODAY Nevada First Team after helping lead Bishop Gorman to a 13-2 record and a No. 14 national ranking by MaxPreps.

JALEN NAILOR'S NFL REGULAR SEASON RUSHING/RECEIVING STATISTICS

DATE	TEAM	GP	GS	RECEIVING					RUSHING				
				NO.	YDS.	AVG.	LG	TD	NO.	YDS.	AVG.	LG	TD
2023	Vikings	2	0	0	0	0.0	0	0	0	0	0.0	0	0
2022	Vikings	15	0	9	179	19.9	47t	1	0	0	0.0	0	0
NFL TOTALS		17	0	9	179	19.9	47T	1	0	0	0.0	0	0

SINGLE-GAME HIGHS: RECEIVING

Receptions	4 at CHI, Jan 08, 2023	Longest Receptions	47t at GB, Jan 01, 2023
Receiving Yards	89 at GB, Jan 01, 2023	All-Purpose Yards	89 at GB, Jan 01, 2023
Receiving Average	29.7 at GB, Jan 01, 2023	Most TDs	1 at GB, Jan 01, 2023

2023 GAME-BY-GAME REGULAR-SEASON STATISTICS (VIKINGS)

DATE	OPPONENT	P/S	RECEIVING					RUSHING					W/L	SCORE
			NO.	YDS.	AVG.	LG	TD	NO.	YDS.	AVG.	LG	TD		
09/10	Buccaneers	P	0	0	0.0	0	0	0	0	0.0	0	0	L	17-20
09/14	at Eagles	P	0	0	0.0	0	0	0	0	0.0	0	0	L	28-34
2023 TOTALS		2-0	0	0	0.0	0	0	0	0	0.0	0	0	0-2	

2022 GAME-BY-GAME REGULAR-SEASON STATISTICS (VIKINGS)

DATE	OPPONENT	P/S	RECEIVING					RUSHING					W/L	SCORE
			NO.	YDS.	AVG.	LG	TD	NO.	YDS.	AVG.	LG	TD		
09/11	Packers	P	0	0	0.0	0	0	0	0	0.0	0	0	W	23-7
09/19	at Eagles	P	0	0	0.0	0	0	0	0	0.0	0	0	L	7-24
09/25	Lions	P	0	0	0.0	0	0	0	0	0.0	0	0	W	28-24
10/02	at Saints	P	1	13	13.0	13	0	0	0	0.0	0	0	W	28-25
10/09	Bears												W	29-22
10/16	at Dolphins	P	0	0	0.0	0	0	0	0	0.0	0	0	W	24-16
10/30	Cardinals	P	0	0	0.0	0	0	0	0	0.0	0	0	W	34-26
11/06	at Commanders												W	20-17
11/13	at Bills	P	0	0	0.0	0	0	0	0	0.0	0	0	W	33-30+
11/20	Cowboys	P	1	15	15.0	15	0	0	0	0.0	0	0	L	3-40
11/24	Patriots	P	0	0	0.0	0	0	0	0	0.0	0	0	W	33-26
12/04	Jets	P	0	0	0.0	0	0	0	0	0.0	0	0	W	27-22
12/11	at Lions	P	0	0	0.0	0	0	0	0	0.0	0	0	L	23-34
12/17	Colts	P	0	0	0.0	0	0	0	0	0.0	0	0	W	39-36+
12/24	Giants	P	0	0	0.0	0	0	0	0	0.0	0	0	W	27-24
01/01	at Packers	P	3	89	29.7	47t	1	0	0	0.0	0	0	L	17-41
01/08	at Bears	P	4	62	15.5	26	0	0	0	0.0	0	0	W	29-13
2022 TOTALS		15-0	9	179	19.9	47T	1	0	0	0.0	0	0	0	13-4

+ - Overtime



BRIAN O'NEILL



75

TACKLE

Ht: 6-7

DOB: 9-15-95

Vikings Season: 6

Acquired: D2 '18

Wt: 310

College: Pittsburgh

NFL Season: 6

2023 GP/GS

2/2

CAREER GP/GS

81/77

PLAYOFF GP/GS

2/2

KEY TRANSACTIONS

- Drafted in the second round (62nd overall) of the 2018 NFL Draft.

OFF THE FIELD

- Earned bachelor's degree in finance in December 2018.
- Has strong athletic background in his family - father played RB at Dartmouth, mother was a swimmer at Northeastern, and he has a brother who played soccer at Northwestern.
- High school teammates with Villanova star and Final Four MVP Donte DiVincenzo.
- Has been active working with Autism Delaware charity events.
- In November 2019, helped give away 250 turkeys with other OL at The Salvation Army-Citadel Center in St. Paul.
- Helped at Special Olympics MN athletes for an evening of flag football at TCO Performance Center in September of 2019.

HONORS

- Vikings Rookie of the Year (2018)
- Pro Bowl (2022)

CAREER NOTES

- Highest-drafted Pitt player by the Vikings since Hall of Famer Chris Doleman at No. 4 overall in 1985.
- Joined T Christian Darrisaw (2021, 1st Rd., No. 23), OT Ezra Cleveland (2020, 2nd Rd., No. 58) and C Garrett Bradbury (2019, 1st Rd. No. 18) as OL drafted by the Vikings in the opening two rounds of the draft in four consecutive seasons.
- Signed a contract extension with the Vikings prior to the start of the 2021 season.
- Since moving into starting lineup for final 11 games of 2018, has started every game he has been active. Teammates at Pitt with 2021 Vikings rookies DE Patrick Jones II and DT Jaylen Twyman.

2023 | MINNESOTA VIKINGS

- Against the Eagles (9/14), played all 58 offensive snaps.
- Made his season debut against Tampa Bay (9/10), playing in his 80th-career game (76th-career start).
- Named team captain for the 2023 season, the third nod of his career.

2022 | MINNESOTA VIKINGS

- Finished the 2022 season on Reserve/Injured.
- Helped QB Kirk Cousins throw 34 completions for 299 yards and three passing touchdowns, and also allowed Jefferson to set two single-season franchise records and Cook to pass Chuck Foreman for the third-most rushing yards in team history (12/24).
- Also helped the team to tally one rushing touchdown in the largest comeback in NFL history, a 33-point deficit to defeat the Colts in OT (12/17).
- Part of an offensive line that helped Cousins throw for 460 passing yards and four passing touchdowns.
- Helped Cousins pass for 427 yards, Jefferson to set the franchise single-game receiving yard high of 223, Cook to tally his 47th rushing TD, and Thielen to catch his 53rd receiving TD (12/11).
- Part of an offensive line that helped the offense tally two rushing touchdowns and a receiving touchdown (12/4).
- Helped Jefferson set the NFL record for most receiving yards through a player's first three seasons in NFL history, Thielen to tally his 52nd receiving TD, and Hockenson to catch his first touchdown pass as a Viking (11/24).

- Part of an offensive line that helped RB Dalvin Cook record his longest rushing touchdown of his career of 81 yards, WR Justin Jefferson to set a new career high of 193 receiving yards, his 20th game of at least 100 yards receiving and the most in a player's first three seasons in NFL history (11/13).
- Helped Cousins (137) to pass Daunte Culpepper (135) for the third-most passing touchdowns in franchise history. Also helped Jefferson tally his 19th career 100-yard receiving game, Cook to tally his fourth receiving touchdown of his career and Thielen to become the third Vikings WR to catch at least 500 passes in his career (11/6).
- Part of an offensive line that helped the offense tally three rushing touchdowns and two passing touchdowns. Also helped QB Kirk Cousins to become the 31st QB in NFL history to complete 3,000 passes in his career (10/30).
- Helped RB Dalvin Cook to tally a 53-yard touchdown run, WR Adam Thielen to tally his 51st career receiving touchdown and TE Irv Smith, Jr., to record a touchdown (10/16).
- Part of an offensive line that helped QB Kirk Cousins notch 17-straight pass completions, WR Justin Jefferson to catch a career-high 12 passes, RB Dalvin Cook to tally two rushing touchdowns and for WR Jalen Reagor to record his first touchdown as a Vikings (10/9).
- Helped WR Justin Jefferson to tally his first rushing touchdown, 16th 100-yard receiving game and RB Alexander Mattison to tally his first receiving TD of the season in Week 4 vs. New Orleans (10/2).
- Part of an offensive line that helped two RBs tally a rushing touchdown each and WR Adam Thielen notch his 50th career receiving touchdown (9/25).
- Started his 60th career game against Green Bay (9/11) and was part of an offensive line that allowed WR Justin Jefferson to tally a career-high 184 receiving yards and two touchdowns. Also part of an offensive line that only allowed 1.0 sack in Week 1.

2021 | MINNESOTA VIKINGS

- Appeared in all 17 games this season. Part of an offense that only surrendered 30 sacks in 2021, the fifth-fewest in the NFL. Played in 100 percent of the team's offensive snaps this season.
- Started the first five games of the season at RT.
- Helped RB Alexander Mattison run for 100-plus yards for the third time in his career in a win over Detroit (10/10).
- Key part of the offense, reaching 571 total yards at Carolina (10/17).
- Helped RB Dalvin Cook rush for his 32nd touchdown since 2019 and third of the season at Los Angeles Chargers (11/14).
- Part of an offense that allowed QB Kirk Cousins to pass for 275 yards, two passing touchdowns and zero interceptions (11/14).
- Helped QB Kirk Cousins tally another 300+ passing yard game and WR Justin Jefferson record his 11th career 100-yard receiving game and two touchdowns against Green Bay (11/21).
- Helped WR Adam Thielen register his eighth multi-touchdown game of his career (11/28).
- Part of an offense that helped WR Justin Jefferson eclipse 1,000 yards receiving on the season and helped RB Alexander Mattison record his first rushing touchdown of the season and fourth in his career (11/28).
- Paved the way for WR Justin Jefferson to pass Jerry Rice in most receiving yards in the first two seasons of their career in NFL history, RB Alexander Mattison rush for his second touchdown of the season and Kirk Cousins record another 300+ passing and two touchdown game (12/5).
- Part of an offense that helped RB Dalvin Cook record his second 200+ rushing yard game of his career and two rushing touchdowns (12/9).
- Helped WR Justin Jefferson pass Hall of Famer Randy Moss for second in most receiving yards in a player's first two seasons in NFL history, trailing only Odell Beckham, Jr., by 20 yards (12/20).
- Part of an offense that allowed Kirk Cousins to pass for 300-plus yards and for WR Justin Jefferson to set the NFL record for most receiving yards in a player's first two seasons in the league (12/26).
- Helped QB Sean Mannion throw for 189 yards and his first touchdown of his career at Green Bay (1/2).

2020 | MINNESOTA VIKINGS

- Started all 16 games at RT for team that was fourth in the NFL in total offense, the highest mark since 2004.
- Helped Vikings offense post a 300-yard passer, 100-yard WR and a 100-yard RB for the second time on the season, matching a Vikings record for a season vs. Jacksonville (12/6).
- Paved way for Vikings offense to post a 3,000-yard passer, 1,000-yard WR and a 1,000-yard RB for the second straight season.
- Blocked for Dalvin Cook as he broke the 1,000-yard mark for the season vs. Dallas (11/22) in his ninth game of 2020, the second-fastest in team history behind Adrian Peterson's 8 games.
- Helped Cook run for 206 yards vs. Detroit (11/8), only the third Vikings player to break the 200-yard mark in team history.
- Paved the way for Cook to become only the third player in Vikings history to score four TDs in a game (three rushing, one receiving), also tying the team mark for rushing TDs in a game, while running for 163 yards at Green Bay (11/1).
- Helped RB Alexander Mattison break the 100-yard mark for the first time in his career at Seattle (10/11) after he replaced an injured Dalvin Cook.
- Part of an offense that featured two 100+ yard WRs and a 100-yard RB or the first time since the 2000 season at Houston (10/4) as the club got the first win of the season.
- Helped Cook run for career-high 181 yards and part of offense that had a 175+ yard rusher and receiver (Justin Jefferson, 175) in the same game for the first time in NFL history vs. Tennessee (9/27).

2019 | MINNESOTA VIKINGS

- Key part of an offensive line that gave up only 28 sacks, tied for fourth-fewest in the NFL and the sixth-lowest in team history.

- Minnesota allowed zero sacks in four games on the season and only one sack in six games.
- Made 15 regular-season starts at RT and two postseason starts.
- Helped RB Dalvin Cook break the 1,000-yard mark and earn Pro Bowl honors while protecting Kirk Cousins en route to his Pro Bowl berth.
- Started at RT in the season opener vs. Atlanta (9/8) as the Vikings offense posted 172 rushing yards.
- Started at RT at Green Bay (9/15), blocking as Dalvin Cook rushed for a then career-high 154 yards.
- Started at RT vs. Oakland (9/22) as the offense rushed for 211 yards and did not allow a sack.
- Started at RT as the Vikings posted 490 yards of offense at the New York Giants (10/6).
- Started at RT as the Vikings offense scored 38 points vs. Philadelphia (10/13).
- Started at RT at Detroit (10/20) as Minnesota posted 503 total yards of offense, the most since Minnesota racked up 558 total yards vs. Atlanta on 9/28/14, and scored 42 points, the most since Minnesota scored 49 points vs. NY Giants on 12/27/15.
- Started at RT vs. Washington (10/24) as the Vikings offense was not forced to punt for the first time since the 2004 season.
- Started at RT in the 27-23 win vs. Denver (11/17) as Minnesota scored 27 2nd-half points after being down 20-0 at half.
- Inactive vs. Chicago (12/29) as Minnesota rested starters.
- Made his NFL postseason debut in the Wild Card win at New Orleans (1/5/20), starting at RT.
- Started at RT in the Divisional game at San Francisco (1/11/20) but left game with injury.

2018 | MINNESOTA VIKINGS

- Played in 15 games, starting the last 11 at RT.
- Blocked for QB Kirk Cousins as he became the 1st player in NFL history to throw for 4,000 yards, 30 TDs, 10 or fewer INTs and post a 70% completion rate in a single season.
- Made his NFL debut at RT at Green Bay (9/16) when Rashod Hill left with an injury.
- Stepped in at RT at Philadelphia (10/7) after starter Rashod Hill moved to LT for an injured Riley Reiff.
- Made his first career start vs. Arizona (10/14), playing RT as Hill moved to LT in place of Reiff.
- Started at RT vs. Miami (12/16) as the team rushed for 220 yards and scored a season-high 41 points.

COLLEGE - PITTSBURGH

- Started the final 37 games and played in 38 during his Panthers career, 2015 and 2016 at RT and 2017 at LT.
- Helped Pitt to bowl games in 2015 and 2016 with 8-5 records.
- Team was 5-7 in 2017 but won the final game of the season and the final game of his Pitt career with a stunning 24-14 upset over No. 2 Miami.
- The Panthers upset No. 2 Clemson in 2016 on the road 43-42.
- An All-Atlantic Coast Conference choice by The Associated Press and conference coaches in 2017.
- Moved from TE to T as a redshirt freshman in 2015 and went on to start 12 games at RT.
- Scored both career TDs on rushes during the 2016 season: a 24-yarder vs. Georgia Tech and 5-yard score against Virginia Tech.

PREP - SALESIANUM (DEL.)

- Helped Salesianum High to Delaware Division I state championship as a standout TE/DE with an 11-1 mark.
- Teamed with Vikings linebacker Troy Reeder.
- He averaged 18.6 yards per catch with 33 catches for 614 yards and 8 TDs.
- Named First-Team All-State as a senior after Third-Team honors as a sophomore and junior.
- During his final 3 seasons, squad went 31-7.
- Earned Delaware Basketball Player of the Year honors as a senior after leading team to first state title with a 22-2 mark.
- Averaged 13.5 ppg and 8.2 rpg on the hardwood.

2023 GAME-BY-GAME REGULAR-SEASON STATISTICS (VIKINGS)

DATE	OPPONENT	P/S	W/L	SCORE
09/10	Buccaneers	S	L	17-20
09/14	at Eagles	S	L	28-34
2023 TOTALS		2-2	0-2	



JOSH OLIVER



84

TIGHT END

Ht: 6-5

DOB: 3-21-97

Vikings Season: 1

Acquired: FA '23

Wt: 259

College: San Jose State

NFL Season: 5

2023 GP/GS

2/2

CAREER GP/GS

37/13

PLAYOFF GP/GS

1/1

KEY TRANSACTIONS

- Originally selected by the Jacksonville Jaguars in the third round (69th overall) of the 2019 NFL Draft.
- Placed on Injured Reserve (back) on 11/18/19.
- Placed on Injured Reserve (foot) on 8/20/20.
- Acquired by the Ravens on 3/18/21 in exchange for an undisclosed 2022 draft choice.

OFF THE FIELD

- Is an avid snowboarder.
- Father, Rene, played college football for Cal Poly...Uncle, Clancy, was a defensive back for the Pittsburgh Steelers and St. Louis Cardinals...Second cousin, Darren, pitched for 20 seasons in the MLB.

CAREER NOTES

- Appeared in all 17 games (nine starts) in 2022, producing career highs in every receiving category, including receptions (14), yards (149) and TDs (2).
- Recorded career highs in receptions (4) and receiving yards (76) – including a career-long 40-yarder – while hauling a 12-yard TD reception at Jacksonville (11/27/22).
- Collected his first-career TD grab on a 1-yard reception from QB Lamar Jackson in the 37-26 win at New England (9/25/22).
- In 2021, saw action in 14 games (one start) in his first year as a Raven, registering 9 catches for 66 yards...Helped block for the NFL's sixth-ranked offense (378.8 ypg) and third-best rushing attack (145.8 ypg), also adding three special teams tackles.

2023 | MINNESOTA VIKINGS

- Hauled in two passes for 13 yards against the Eagles (9/14).
- Started the season opener against Tampa Bay (9/10), catching three passes for 32 yards.

2022 | BALTIMORE RAVENS

- Appeared in all 17 games (nine starts), producing career highs in every receiving category, including receptions (14), yards (149) and TDs (2).
- Recorded team and career highs in receptions (4) and receiving yards (76) – including a career-long 40-yarder – while hauling a 12-yard TD reception to put Baltimore ahead with just over two minutes remaining in regulation at Jacksonville (11/27).
- Collected his first-career TD grab on a 1-yard reception from QB Lamar Jackson in the 37-26 win at NE (9/25).

2021 | BALTIMORE RAVENS

- Saw action in 14 games (one start) in his first year as a Raven, registering a career-high nine catches for 66 yards... Helped block for the NFL's sixth-ranked offense (378.8 ypg) and third-best rushing attack (145.8 ypg), also adding 3 special teams tackles.
- Notched career highs in receptions (2) and receiving yards (13) in the 31-25 vs. Indianapolis (10/11).

2020 | JACKSONVILLE JAGUARS

- Spent the entire season on Injured Reserve after suffering a foot injury in practice.

2019 | JACKSONVILLE JAGUARS

- Appeared in four games (one start) before suffering a season-ending back injury in Week 11...Totaled three receptions for 15 yards on the season.
- Caught a 5-yard pass in his first career start at Indianapolis (11/17).
- Saw action at TE and made his first career reception – a 6-yard grab – vs. New York Jets (10/27).
- Made his NFL debut, seeing 25 snaps on offense at Cincinnati (10/20).

COLLEGE - SAN JOSE STATE

- Appeared in 49 games (36 starts) in four seasons with San Jose State, tallying 98 receptions for 1,067 yards and seven TDs...Became the fourth tight end in school history with 1,000-plus career receiving yards.
- Competed in the 2019 Senior Bowl...Ranked third nationally among FBS tight ends and led the team with 56 receptions during his senior campaign in 2018...Also produced 709 receiving yards and four TDs that season.
- Was a three-time academic All-Mountain West award winner and recipient of the 2017 Arthur Ashe Jr. Sports Scholar Award.
- Earned his degree in business administration.

PREP - PASO ROBLES (CALIF.)

- Played tight end, defensive end and linebacker.
- Also played forward for the basketball team.

JOSH OLIVER'S NFL REGULAR SEASON RUSHING/RECEIVING STATISTICS

DATE	TEAM	GP	GS	RECEIVING					RUSHING				
				NO.	YDS.	AVG.	LG	TD	NO.	YDS.	AVG.	LG	TD
2023	Vikings	2	2	5	45	9.0	18	0	0	0	0.0	0	0
2022	Ravens	17	9	14	149	10.6	40	2	0	0	0.0	0	0
2021	Ravens	14	1	9	66	7.3	19	0	0	0	0.0	0	0
2020	Jaguars	0	0	0	0	0.0	0	0	0	0	0.0	0	0
2019	Jaguars	4	1	3	15	5.0	6	0	0	0	0.0	0	0
NFL TOTALS		37	13	31	275	8.9	40	2	0	0	0.0	0	0

JOSH OLIVER'S NFL POSTSEASON RUSHING/RECEIVING STATISTICS

DATE	TEAM	GP	GS	RECEIVING					RUSHING				
				NO.	YDS.	AVG.	LG	TD	NO.	YDS.	AVG.	LG	TD
2022	Ravens	1	1	2	26	13.0	19	0	0	0	0.0	0	0
NFL TOTALS		1	1	2	26	13.0	19	0	0	0	0.0	0	0

SINGLE-GAME HIGHS: RECEIVING

Receptions
Receiving Yards
Receiving Average
Longest Receptions
Receiving TDs

4 at JAX, Nov 27, 2022
 76 at JAX, Nov 27, 2022
 19.0 at JAX, Nov 27, 2022
 40 at JAX, Nov 27, 2022
 1 at JAX, Nov 27, 2022
 ...1 more at 1.

All-Purpose Yards
Special Teams Tackles

Most TDs

Miscellaneous Tackles

76 at JAX, Nov 27, 2022
 1 vs. PIT, Jan 09, 2022
 ...2 more at 1.
 1 at JAX, Nov 27, 2022
 ...1 more at 1.
 1 at CLE, Dec 12, 2021

SINGLE-GAME HIGHS - POSTSEASON: RECEIVING

Receptions
Receiving Yards

2 at CIN, Jan 15, 2023
 26 at CIN, Jan 15, 2023

Longest Receptions
All-Purpose Yards

19 at CIN, Jan 15, 2023
 26 at CIN, Jan 15, 2023

2023 GAME-BY-GAME REGULAR-SEASON STATISTICS (VIKINGS)

			RECEIVING					RUSHING						
DATE	OPPONENT	P/S	NO.	YDS.	AVG.	LG	TD	NO.	YDS.	AVG.	LG	TD	W/L	SCORE
09/10	Buccaneers	S	3	32	10.7	18	0	0	0	0.0	0	0	L	17-20
09/14	at Eagles	S	2	13	6.5	13	0	0	0	0.0	0	0	L	28-34
2023 TOTALS		2-2	5	45	9.0	18	0	0	0	0.0	0	0	0-2	

2022 GAME-BY-GAME REGULAR-SEASON STATISTICS (RAVENS)

			RECEIVING					RUSHING						
DATE	OPPONENT	P/S	NO.	YDS.	AVG.	LG	TD	NO.	YDS.	AVG.	LG	TD	W/L	SCORE
09/11	at Jets	P	0	0	0.0	0	0	0	0	0.0	0	0	W	24-9
09/18	Dolphins	S	0	0	0.0	0	0	0	0	0.0	0	0	L	38-42
09/25	at Patriots	P	2	8	4.0	7	1	0	0	0.0	0	0	W	37-26
10/02	Bills	P	0	0	0.0	0	0	0	0	0.0	0	0	L	20-23
10/09	Bengals	S	0	0	0.0	0	0	0	0	0.0	0	0	W	19-17
10/16	at Giants	P	2	21	10.5	12	0	0	0	0.0	0	0	L	20-24
10/23	Browns	P	0	0	0.0	0	0	0	0	0.0	0	0	W	23-20
10/27	at Buccaneers	P	1	4	4.0	4	0	0	0	0.0	0	0	W	27-22
11/07	at Saints	S	1	19	19.0	19	0	0	0	0.0	0	0	W	27-13
11/20	Panthers	P	1	2	2.0	2	0	0	0	0.0	0	0	W	13-3
11/27	at Jaguars	P	4	76	19.0	40	1	0	0	0.0	0	0	L	27-28
12/04	Broncos	S	0	0	0.0	0	0	0	0	0.0	0	0	W	10-9
12/11	at Steelers	S	0	0	0.0	0	0	0	0	0.0	0	0	W	16-14
12/17	at Browns	S	2	13	6.5	8	0	0	0	0.0	0	0	L	3-13
12/24	Falcons	S	1	6	6.0	6	0	0	0	0.0	0	0	W	17-9
01/01	Steelers	S	0	0	0.0	0	0	0	0	0.0	0	0	L	13-16
01/08	at Bengals	S	0	0	0.0	0	0	0	0	0.0	0	0	L	16-27
2022 TOTALS		17-9	14	149	10.6	40	2	0	0	0.0	0	0	10-7	

2021 GAME-BY-GAME REGULAR-SEASON STATISTICS (RAVENS)

DATE	OPPONENT	P/S	RECEIVING					RUSHING					W/L	SCORE
			NO.	YDS.	AVG.	LG	TD	NO.	YDS.	AVG.	LG	TD		
09/13	at Raiders	P	0	0	0.0	0	0	0	0	0.0	0	0	L	27-33+
09/19	Chiefs	P	1	9	9.0	9	0	0	0	0.0	0	0	W	36-35
09/26	at Lions	P	1	6	6.0	6	0	0	0	0.0	0	0	W	19-17
10/03	at Broncos	P	0	0	0.0	0	0	0	0	0.0	0	0	W	23-7
10/11	Colts	P	2	13	6.5	7	0	0	0	0.0	0	0	W	31-25+
10/17	Chargers	P	1	2	2.0	2	0	0	0	0.0	0	0	W	34-6
10/24	Bengals	P	2	29	14.5	19	0	0	0	0.0	0	0	L	17-41
11/07	Vikings	P	0	0	0.0	0	0	0	0	0.0	0	0	W	34-31+
11/11	at Dolphins	P	0	0	0.0	0	0	0	0	0.0	0	0	L	10-22
11/21	at Bears	P	0	0	0.0	0	0	0	0	0.0	0	0	W	16-13
11/28	Browns												W	16-10
12/05	at Steelers	P	0	0	0.0	0	0	0	0	0.0	0	0	L	19-20
12/12	at Browns	P	1	6	6.0	6	0	0	0	0.0	0	0	L	22-24
12/19	Packers	P	0	0	0.0	0	0	0	0	0.0	0	0	L	30-31
12/26	at Bengals												L	21-41
01/02	Rams												L	19-20
01/09	Steelers	S	1	1	1.0	1	0	0	0	0.0	0	0	L	13-16+
2021 TOTALS		14-1	9	66	7.3	19	0	0	0	0.0	0	0	8-9	

+ - Overtime

2020 GAME-BY-GAME REGULAR-SEASON STATISTICS (JAGUARS)

DATE	OPPONENT	P/S	RECEIVING					RUSHING					W/L	SCORE
			NO.	YDS.	AVG.	LG	TD	NO.	YDS.	AVG.	LG	TD		
09/13	Colts												W	27-20
09/20	at Titans												L	30-33
09/24	Dolphins												L	13-31
10/04	at Bengals												L	25-33
10/11	at Texans												L	14-30
10/18	Lions												L	16-34
10/25	at Chargers												L	29-39
11/08	Texans												L	25-27
11/15	at Packers												L	20-24
11/22	Steelers												L	3-27
11/29	Browns												L	25-27
12/06	at Vikings												L	24-27+
12/13	Titans												L	10-31
12/20	at Ravens												L	14-40
12/27	Bears												L	17-41
01/03	at Colts												L	14-28
2020 TOTALS		0-0	0	0	0.0	0	0	0	0	0.0	0	0	1-15	

+ - Overtime

2019 GAME-BY-GAME REGULAR-SEASON STATISTICS (JAGUARS)

		RECEIVING						RUSHING							
DATE	OPPONENT	P/S	NO.	YDS.	AVG.	LG	TD	NO.	YDS.	AVG.	LG	TD	W/L	SCORE	
09/08	Chiefs							ON INACTIVE LIST						L	26-40
09/15	at Texans							INACTIVE						L	12-13
09/19	Titans							INACTIVE						W	20-7
09/29	at Broncos							INACTIVE						W	26-24
10/06	at Panthers							INACTIVE						L	27-34
10/13	Saints							INACTIVE						L	6-13
10/20	at Bengals	P	0	0	0.0	0	0	0	0	0.0	0	0	W	27-17	
10/27	Jets	P	1	6	6.0	6	0	0	0	0.0	0	0	W	29-15	
11/03	Texans	P	1	4	4.0	4	0	0	0	0.0	0	0	L	3-26	
11/17	at Colts	S	1	5	5.0	5	0	0	0	0.0	0	0	L	13-33	
11/24	at Titans							DID NOT PLAY						L	20-42
12/01	Buccaneers							DID NOT PLAY						L	11-28
12/08	Chargers							DID NOT PLAY						L	10-45
12/15	at Raiders							DID NOT PLAY						W	20-16
12/22	at Falcons							NOT ON ROSTER						L	12-24
12/29	Colts							NOT ON ROSTER						W	38-20
2019 TOTALS		4-1	3	15	5.0	6	0	0	0	0.0	0	0	6-10		

2022 GAME-BY-GAME POSTSEASON STATISTICS (RAVENS)

		RECEIVING						RUSHING							
DATE	OPPONENT	P/S	NO.	YDS.	AVG.	LG	TD	NO.	YDS.	AVG.	LG	TD	W/L	SCORE	
01/15	at Bengals	S	2	26	13.0	19	0	0	0	0.0	0	0	L	17-24	
2022 TOTALS		1-1	2	26	13.0	19	0	0	0	0.0	0	0	0-1		



K.J. OSBORN



17

WIDE RECEIVER

Ht: 5-11

DOB: 6-10-97

Vikings Season: 4

Acquired: D5b '20

Wt: 203

College: Miami

NFL Season: 4

2023 GP/GS

2/1

CAREER GP/GS

45/19

PLAYOFF GP/GS

1/1

KEY TRANSACTIONS

- Selected in the fifth round (176th overall) of the 2020 NFL Draft, the second and final wide receiver taken by the Vikings.

OFF THE FIELD

- Graduated from Buffalo in 2018 with a degree in sociology and is pursuing his Master's degree in criminal justice.
- Interested in a career as an FBI or Secret Service agent.
- Quickly impressed his Miami coaches and was chosen to represent the team at the ACC Media Days in 2019 preseason.
- Academic All-MAC selection for his excellence in the classroom while at Buffalo.
- Named to the Hampshire Honor Society by the National Football Foundation.
- Visited the United Kingdom with Danielle Hunter in summer 2022 ahead of Minnesota's game vs. New Orleans in London.

CAREER NOTES

2023 | MINNESOTA VIKINGS

- Against the Eagles (9/14), tallied 34 yards on three receptions, including a 10-yard touchdown catch in the fourth quarter.
- Started the season opener against Tampa Bay (9/10), hauling in three passes for 31 yards.

2022 | MINNESOTA VIKINGS

- Made his first career Week 1 start on 9/11 against Green Bay.
- Caught his eighth receiving touchdown and finished the game with five receptions for 73 yards. Osborn has surpassed 70 receiving yards five times in his career.
- Hauled in a 5-yard touchdown pass from Kirk Cousins in the fourth quarter to give the Vikings an eight-point lead.
- Caught four passes for 35 yards in Week 10 at Buffalo.
- Caught two passes for 17 yards in Week 11 versus Dallas.
- Recorded two receptions for 17 yards, including one one on fourth down in Week 13 against the Jets.
- Caught five passes for 38 yards and one touchdown in Week 14 at Detroit.
- Notched his first career 100-yard game with 157 yards on the day in Week 15 against the Colts. Osborn (1,112) has now reached 1,000 career receiving yards.
- Caught seven passes for 59 yards, including a nine-yard touchdown in Week 17 against the Packers.
- Recorded his second career 100-plus receiving yard game in Week 18 at Chicago after catching five passes for 117 yards, including a 66-yard reception, the longest reception by the Vikings this season.
- Made his playoff debut and caught two passes for 20 yards, including a 9-yard touchdown reception.

2021 | MINNESOTA VIKINGS

- Appeared in all 17 games on offense and made a career-high nine starts. Had a touchdown in each of the last three games of the season, bringing his career high to seven in a single season. Owns the biggest Year 1 to Year 2 receiving differential in Vikings history, jumping from zero receiving yards to 655 from his rookie year to his second season.
- Recorded his first career NFL touchdown for 64 yards from QB Kirk Cousins at Arizona (9/19).
- Had five receptions for 91 yards in his second start on offense of his career (9/19).
- Started his third career game at wide receiver, recording three receptions against Detroit (10/10).

- Recorded a 27-yard walk-off touchdown in overtime at Carolina to secure the win. It was the Vikings first walk-off touchdown since the 2019 Wild Card game at New Orleans (10/17).
- Earned his fifth career start of his career and of the season (11/28).
- Made it into the end zone for his third touchdown pass of the season, his first since Week 6 at Carolina (12/5).
- Notched his fourth touchdown of the season and first at U.S. Bank Stadium, a 62-yard touchdown pass from QB Kirk Cousins and his first of 60+ yards since Week 2 at Arizona (12/9).
- Had three receptions for 21 yards and returned three punts for a total of 16 yards, his first punt returns of the season, at Chicago (12/20).
- Caught his fourth touchdown pass of the season against the Rams (12/26)
- Made it into the end zone for his sixth touchdown on the year, a 14-yard reception from QB Sean Mannion in his eighth start (1/2).
- Closed the 2021 season with a TD catch against Chicago, giving him one in each of the final three games.

2020 | MINNESOTA VIKINGS

- Had the longest KOR on the team for the season in the opener vs. Green Bay (9/13), a 38-yarder.
- Had a season-high 21 yards on three punt returns and a 14-yard KO return vs. Jacksonville (12/6) in the OT win.
- Played vs. Green Bay (9/13), at Indianapolis (9/20) and at Houston (10/4).
- Did not play vs. Tennessee (9/27) and inactive for games at Seattle (10/11), vs. Atlanta (10/18), vs. Carolina (11/29) and at Tampa Bay (12/13).
- Made his NFL debut in the season opener vs. Green Bay (9/13), returning a pair of kickoffs with a long of 38 long.

COLLEGE - BUFFALO/MIAMI

- During college career with Miami and Buffalo, caught 146 passes for 2,037 yards and 17 TDs.
- Top receiver for Miami in receptions (50), receiving yards (547) and receiving TDs (5) in 2019.
- Started all 13 contests in 2019, his lone season in Miami.

PREP - LINCOLN/IMG (MICH./FLA.)

- Transferred from Lincoln High (Ypsilanti, Mich.) to IMG Academy (Bradenton, Fla.) for his senior season in 2014.
- Was led by Head Coach Chris Weinke at IMG and totaled 21 receptions for 379 yards and a team-high seven TDs.
- Helped lead IMG to a 10-1 record and a top ranking in Florida.
- While at Lincoln High, set the school record in the 100m and 200m during his junior year.

K.J. OSBORN'S NFL REGULAR SEASON RUSHING/RECEIVING STATISTICS

DATE	TEAM	GP	GS	RECEIVING					RUSHING				
				NO.	YDS.	AVG.	LG	TD	NO.	YDS.	AVG.	LG	TD
2023	Vikings	2	1	6	65	10.8	19	1	0	0	0.0	0	0
2022	Vikings	17	9	60	650	10.8	66	5	3	6	2.0	5	0
2021	Vikings	17	9	50	655	13.1	64t	7	1	10	10.0	10	0
2020	Vikings	9	0	0	0	0.0	0	0	0	0	0.0	0	0
NFL TOTALS		45	19	116	1,370	11.8	66	13	4	16	4.0	10	0

K.J. OSBORN'S NFL POSTSEASON RUSHING/RECEIVING STATISTICS

DATE	TEAM	GP	GS	RECEIVING					RUSHING				
				NO.	YDS.	AVG.	LG	TD	NO.	YDS.	AVG.	LG	TD
2022	Vikings	1	1	2	20	10.0	11	1	0	0	0.0	0	0
NFL TOTALS		1	1	2	20	10.0	11	1	0	0	0.0	0	0

K.J. OSBORN'S NFL REGULAR SEASON RETURN STATISTICS

KICKOFF RETURNS							PUNT RETURNS					
DATE	TEAM	RET.	YDS.	AVG.	LG	TD	NO.	FC	YDS.	AVG.	LG	TD
2023	Vikings	0	0	0.0	0	0	0	0	0	0.0	0	0
2022	Vikings	0	0	0.0	0	0	0	0	0	0.0	0	0
2021	Vikings	0	0	0.0	0	0	4	2	23	5.8	11	0
2020	Vikings	14	303	21.6	38	0	7	6	27	3.9	8	0
NFL TOTALS		14	303	21.6	38	0	11	8	50	4.5	11	0

SINGLE-GAME HIGHS: RUSHING/RECEIVING

Rush Attempts	1 vs. NE, Nov 24, 2022 ...3 more at 1.	Longest Kickoff Return	38 vs. GB, Sep 13, 2020
Rushing Yards	10 vs. CLE, Oct 03, 2021	Fair Catches	2 vs. DAL, Oct 31, 2021 ...3 more at 2.
Longest Runs	10 vs. CLE, Oct 03, 2021	Punt Return Yards	21 vs. JAX, Dec 06, 2020
Receptions	10 vs. IND, Dec 17, 2022	Longest Punt Return	11 at CHI, Dec 20, 2021
Receiving Yards	157 vs. IND, Dec 17, 2022	Punt Returns	3 at CHI, Dec 20, 2021 ...1 more at 3.
Receiving Average	27.7 vs. PIT, Dec 09, 2021	Punt Return Average	7.0 vs. JAX, Dec 06, 2020
Longest Receptions	66 at CHI, Jan 08, 2023	Kickoff Return Average	22.0 at IND, Sep 20, 2020
Receiving TDs	1 at PHI, Sep 14, 2023 ...12 more at 1.	Special Teams Tackles	1 at CHI, Nov 16, 2020 ...2 more at 1.
All-Purpose Yards	157 vs. IND, Dec 17, 2022	Most TDs	1 at PHI, Sep 14, 2023 ...12 more at 1.
Kickoff Returns	4 vs. DET, Nov 08, 2020	Miscellaneous Tackles	1 vs. LAR, Dec 26, 2021 ...1 more at 1.
Kickoff Return Yards	79 vs. DET, Nov 08, 2020		

SINGLE-GAME HIGHS - POSTSEASON: RECEIVING

Receptions	2 vs. NYG, Jan 15, 2023	Receiving TDs	1 vs. NYG, Jan 15, 2023
Receiving Yards	20 vs. NYG, Jan 15, 2023	All-Purpose Yards	20 vs. NYG, Jan 15, 2023
Longest Receptions	11 vs. NYG, Jan 15, 2023	Most TDs	1 vs. NYG, Jan 15, 2023

100-YARD RECEIVING GAMES (2): REGULAR SEASON

DATE	TEAM	NO.	YDS.	AVG.	LG	TD
12/17/22	COLTS	10	157	15.7	63	1
01/08/23	at Bears	5	117	23.4	66	0

2023 GAME-BY-GAME REGULAR-SEASON STATISTICS (VIKINGS)

RECEIVING									RUSHING					
DATE	OPPONENT	P/S	NO.	YDS.	AVG.	LG	TD	NO.	YDS.	AVG.	LG	TD	W/L	SCORE
09/10	Buccaneers	S	3	31	10.3	19	0	0	0	0.0	0	0	L	17-20
09/14	at Eagles	P	3	34	11.3	18	1	0	0	0.0	0	0	L	28-34
2023 TOTALS		2-1	6	65	10.8	19	1	0	0	0.0	0	0	0-2	

2022 GAME-BY-GAME REGULAR-SEASON STATISTICS (VIKINGS)

			RECEIVING					RUSHING						
DATE	OPPONENT	P/S	NO.	YDS.	AVG.	LG	TD	NO.	YDS.	AVG.	LG	TD	W/L	SCORE
09/11	Packers	S	3	14	4.7	7	0	0	0	0.0	0	0	W	23-7
09/19	at Eagles	S	2	25	12.5	15	0	0	0	0.0	0	0	L	7-24
09/25	Lions	P	5	73	14.6	28t	1	0	0	0.0	0	0	W	28-24
10/02	at Saints	S	1	6	6.0	6	0	1	-1	-1.0	-1	0	W	28-25
10/09	Bears	S	5	41	8.2	10	0	0	0	0.0	0	0	W	29-22
10/16	at Dolphins	S	3	18	6.0	8	0	0	0	0.0	0	0	W	24-16
10/30	Cardinals	S	2	8	4.0	5t	1	0	0	0.0	0	0	W	34-26
11/06	at Commanders	S	0	0	0.0	0	0	0	0	0.0	0	0	W	20-17
11/13	at Bills	S	4	35	8.8	20	0	1	2	2.0	2	0	W	33-30+
11/20	Cowboys	P	2	17	8.5	12	0	0	0	0.0	0	0	L	3-40
11/24	Patriots	P	1	8	8.0	8	0	1	5	5.0	5	0	W	33-26
12/04	Jets	P	2	17	8.5	10	0	0	0	0.0	0	0	W	27-22
12/11	at Lions	S	5	38	7.6	15t	1	0	0	0.0	0	0	L	23-34
12/17	Colts	P	10	157	15.7	63	1	0	0	0.0	0	0	W	39-36+
12/24	Giants	P	3	17	5.7	8	0	0	0	0.0	0	0	W	27-24
01/01	at Packers	P	7	59	8.4	16	1	0	0	0.0	0	0	L	17-41
01/08	at Bears	P	5	117	23.4	66	0	0	0	0.0	0	0	W	29-13
2022 TOTALS		17-9	60	650	10.8	66	5	3	6	2.0	5	0	13-4	

+ - Overtime

2021 GAME-BY-GAME REGULAR-SEASON STATISTICS (VIKINGS)

			RECEIVING					RUSHING						
DATE	OPPONENT	P/S	NO.	YDS.	AVG.	LG	TD	NO.	YDS.	AVG.	LG	TD	W/L	SCORE
09/12	at Bengals	S	7	76	10.9	25	0	0	0	0.0	0	0	L	24-27+
09/19	at Cardinals	S	5	91	18.2	64t	1	0	0	0.0	0	0	L	33-34
09/26	Seahawks	P	2	26	13.0	15	0	0	0	0.0	0	0	W	30-17
10/03	Browns	P	3	26	8.7	20	0	1	10	10.0	10	0	L	7-14
10/10	Lions	S	3	14	4.7	8	0	0	0	0.0	0	0	W	19-17
10/17	at Panthers	P	6	78	13.0	27t	1	0	0	0.0	0	0	W	34-28+
10/31	Cowboys	P	2	10	5.0	6	0	0	0	0.0	0	0	L	16-20
11/07	at Ravens	S	1	20	20.0	20	0	0	0	0.0	0	0	L	31-34+
11/14	at Chargers	P	0	0	0.0	0	0	0	0	0.0	0	0	W	27-20
11/21	Packers	P	1	19	19.0	19	0	0	0	0.0	0	0	W	34-31
11/28	at 49ers	S	1	5	5.0	5	0	0	0	0.0	0	0	L	26-34
12/05	at Lions	P	4	47	11.8	21	1	0	0	0.0	0	0	L	27-29
12/09	Steelers	S	3	83	27.7	62t	1	0	0	0.0	0	0	W	36-28
12/20	at Bears	S	3	21	7.0	9	0	0	0	0.0	0	0	W	17-9
12/26	Rams	P	5	68	13.6	30	1	0	0	0.0	0	0	L	23-30
01/02	at Packers	S	3	50	16.7	30	1	0	0	0.0	0	0	L	10-37
01/09	Bears	S	1	21	21.0	21t	1	0	0	0.0	0	0	W	31-17
2021 TOTALS		17-9	50	655	13.1	64T	7	1	10	10.0	10	0	8-9	

+ - Overtime

2020 GAME-BY-GAME REGULAR-SEASON STATISTICS (VIKINGS)

DATE	OPPONENT	P/S	RECEIVING					RUSHING					W/L	SCORE
			NO.	YDS.	AVG.	LG	TD	NO.	YDS.	AVG.	LG	TD		
09/13	Packers	P	0	0	0.0	0	0	0	0	0.0	0	0	L	34-43
09/20	at Colts	P	0	0	0.0	0	0	0	0	0.0	0	0	L	11-28
09/27	Titans		ON INACTIVE LIST										L	30-31
10/04	at Texans	P	0	0	0.0	0	0	0	0	0.0	0	0	W	31-23
10/11	at Seahawks		INACTIVE										L	26-27
10/18	Falcons		ON INACTIVE LIST										L	23-40
11/01	at Packers	P	0	0	0.0	0	0	0	0	0.0	0	0	W	28-22
11/08	Lions	P	0	0	0.0	0	0	0	0	0.0	0	0	W	34-20
11/16	at Bears	P	0	0	0.0	0	0	0	0	0.0	0	0	W	19-13
11/22	Cowboys	P	0	0	0.0	0	0	0	0	0.0	0	0	L	28-31
11/29	Panthers		INACTIVE										W	28-27
12/06	Jaguars	P	0	0	0.0	0	0	0	0	0.0	0	0	W	27-24+
12/13	at Buccaneers		ON INACTIVE LIST										L	14-26
12/20	Bears		ON INACTIVE LIST										L	27-33
12/25	at Saints	P	0	0	0.0	0	0	0	0	0.0	0	0	L	33-52
01/03	at Lions		DID NOT PLAY (NON-INJURY)										W	37-35
2020 TOTALS		9-0	0	0	0.0	0	0	0	0	0.0	0	0	7-9	

+ - Overtime

2022 GAME-BY-GAME POSTSEASON STATISTICS (VIKINGS)

DATE	OPPONENT	P/S	RECEIVING					RUSHING					W/L	SCORE
			NO.	YDS.	AVG.	LG	TD	NO.	YDS.	AVG.	LG	TD		
01/15	Giants	S	2	20	10.0	11	1	0	0	0.0	0	0	L	24-31
2022 TOTALS		1-1	2	20	10.0	11	1	0	0	0.0	0	0	0-1	



IVAN PACE JR.



40

LINEBACKER

Ht: 5-10

Wt: 231

DOB: 12-16-00

College: Cincinnati

Vikings Season: Rookie **NFL Season:** Rookie

Acquired: UDFA '23

2023 GP/GS

2/1

CAREER GP/GS

2/1

PLAYOFF GP/GS

0/0

KEY TRANSACTIONS

- Joined the Vikings as an undrafted free agent in 2023.

OFF THE FIELD

- Born and raised in Cincinnati, Ohio.

CAREER NOTES

2023 | MINNESOTA VIKINGS

- Started his first-career game against the Eagles (9/14), collecting eight tackles, including 0.5 sack.
- Made his NFL debut against Tampa Bay (9/10), racking up eight total tackles, tied for the second most among Viking defenders.

COLLEGE - MIAMI (OHIO)/CINCINNATI

- Authored the greatest defensive season in history by a Bearcat in his only season at Cincinnati. Totaled 137 tackles, 21.5 tackles for loss, 10 sacks and three forced fumbles. He was No. 3 nationally in TFLs, sixth in the country in tackles and No. 10 in sacks.
- Transferred to Cincinnati prior to the 2022 season.
- Began career at Miami (Ohio) where he played in 13 games in 2019. Led the team with 7.0 sacks, adding 19 tackles.

HONORS

- Senior Bowl Participant (2023)
- Unanimous First-Team All-American (2022)
- AAC Defensive Player of the Year (2022)
- All-AAC First Team (2022)
- Butkus Award Finalist (2022)
- Chuck Bednarik Award Finalist (2022)
- Pro Football Focus' Second-Highest Rated Defensive Player in the Country

PREP - CINCINNATI COLERAIN

- Named Division I Defensive Player of the Year as a senior.
- Recorded 84 tackles, 6.5 sacks and four forced fumbles his senior year.
- Helped lead his team to a 14-1 record and a trip to the state title game.

IVAN PACE JR.'S NFL REGULAR SEASON DEFENSIVE STATISTICS

DATE	TEAM	GP	GS	TACKLES					INTERCEPTIONS					O. FUMB					ST				MISC										
				TK	S	A	TFL	YDS	SK	YDS	QBH	NO	YDS	LG	TD	PD	FF	FR	TD	YDS	TK	S	A	FF	FR	S	A						
2023	Vikings	2	1	16	11	5	0	0	0.5	0.5	2	0	0	0	0	0	0	0	0	0	0	0	0	0	0	0	0	0	0	0	0	0	0
NFL TOTALS		2	1	16	11	5	0	0	0.5	0.5	2	0	0	0	0	0	0	0	0	0	0	0	0	0	0	0	0	0	0	0	0	0	

SINGLE-GAME HIGHS: DEFENSIVE

Total Tackles 8 at PHI, Sep 14, 2023
 ...1 more at 8.
Sacks 0.5 at PHI, Sep 14, 2023

Solo Tackles 6 vs. TB, Sep 10, 2023

2023 GAME-BY-GAME REGULAR-SEASON STATISTICS (VIKINGS)

DATE	OPPONENT	P/S	TACKLES							INTERCEPTIONS					O. FUMB				ST		MISC			SCORE				
			TK	S	A	SK	YDS	TFL	YDS	QBH	NO	YDS	LG	TD	PD	FF	FR	TD	YDS	TK	S	A	FF		FR	S	A	W/L
09/10	Buccaneers	P	8	6	2	0.0	0.0	0	0	1	0	0	0	0	0	0	0	0	0	0	0	0	0	0	0	0	L	17-20
09/14	at Eagles	S	8	5	3	0.5	0.5	0	0	1	0	0	0	0	0	0	0	0	0	0	0	0	0	0	0	L	28-34	
2023 TOTALS			2-1	16	11	5	0.5	0.5	0	0	2	0	0	0	0	0	0	0	0	0	0	0	0	0	0	0	0-2	



HARRISON PHILLIPS



97

DEFENSIVE LINEMAN

Ht: 6-3

DOB: 1-25-96

Vikings Season: 2

Acquired: FA '22

Wt: 307

College: Stanford

NFL Season: 6

2023 GP/GS

2/2

CAREER GP/GS

64/31

PLAYOFF GP/GS

6/3

KEY TRANSACTIONS

- Drafted in the third round (No. 96 overall) by the Buffalo Bills on 4/27/18.
- Placed on IR by the Bills on 9/24/19.
- Signed with the Minnesota Vikings on 3/17/22.

OFF THE FIELD

- Son of Paul and Tammie Phillips and has a sister, Delanie, who played soccer at Nebraska-Kearney.
- Earned degree with a double major in sociology and science, technology and society and a minor in education from Stanford.
- Was the Bills nominee for the Walter Payton Man of the Year in back-to-back years (2020 and 2021).
- Through his nonprofit organization, Harrison's Playmakers, he helps children with intellectual disabilities. His goal is to foster self-esteem in their young lives and employ a pay-it-forward mentality with volunteerism in the community and other acts of kindness.
- One of five finalists for the NFLPA Alan Page Community Award in 2020.
- Has a close relationship with Bornhava, a special education school in Buffalo, and Oishei Children's Hospital of Buffalo.
- Can solve a Rubik's cube and lists cookie dough as his favorite ice cream flavor and *The Office* as his favorite TV show.

CAREER NOTES

2023 | MINNESOTA VIKINGS

- Against the Eagles (9/14), logged a career-high 13 total tackles, including 0.5 sack.
- Started the season opener against Tampa Bay (9/10), recording eight total tackles, tied for the second-highest single-game total of his career.
- Also added a pass defensed in Week 1.

2022 | MINNESOTA VIKINGS

- Made his Vikings debut in Week 1 against the Packers and recorded three total tackles.
- Recorded two tackles including, 0.5 sacks in Week 2 at Philadelphia.
- Tallied his fourth career fumble recovery in Week 4 vs. New Orleans.
- Recorded his first sack as a Viking and tallied four tackles against the Cardinals.
- Tallied a career-high six solo tackles in Week 11 against Dallas.
- Recorded a career-high 10 total tackles (four solo) in Week 16 against the Colts.

2021 | BUFFALO BILLS

- Started in a career-high eight games in 2021.
- Recorded 51 total tackles, four tackles for loss, six quarterback hits and a sack.
- Phillips' lone fumble recovery of the season came against the Atlanta Falcons (1/2/22) in a 29-15 win.
- Started both playoff games for the Bills, recording a combined seven tackles, six of which were solo.

2020 | BUFFALO BILLS

- Played in 12 games with three starts during the 2020 season.

- Posted 18 tackles, four quarterback hits and one fumble recovery.
- Earned his first career start against the Las Vegas Raiders on (10/4/20).

2019 | BUFFALO BILLS

- Only played in three games in the 2019 season after being placed on IR following Week 3 of the season.
- In Week 2, Phillips recorded a half sack and quarterback hit.

2018 | BUFFALO BILLS

- Played a full 16-game season with the Bills in 2018, posting 35 tackles, four tackles for loss and two quarterback hits during his rookie season.
- Notched two tackles for loss during his first career game against the Ravens (9/9/18).
- Tallied a fumble recovery against the Houston Texans (10/14/18).

COLLEGE - STANFORD

- Earned FWAA All-America Second-Team and AP All-America Third-Team honors in 2017.
- As a senior captain, Phillips posted 14 games with a team-high 103 tackles, 17.0 tackles for loss and 7.5 sacks.
- Posted four games with 10 or more tackles during his senior season.

PREP - MILLARD WEST (NEB.)

- Played at Millard West (Nebraska) recording 295 career tackles (188 solo), 80 tackles for loss, 34.5 sacks and 23 forced fumbles.
- Led team to an 11-2 record, district title and state semifinal appearance as a senior.
- Four-time wrestling varsity letterwinner and four-time track and field varsity letterwinner.

HARRISON PHILLIPS' NFL REGULAR SEASON DEFENSIVE STATISTICS

DATE	TEAM	GP	GS	TACKLES							INTERCEPTIONS						O. FUMB				ST				MISC										
				TK	S	A	TFL	YDS	SK	YDS	QBH	NO	YDS	LG	TD	PD	FF	FR	TD	YDS	TK	S	A	FF	FR	S	A								
2023	Vikings	2	2	21	12	9	0	0	0.5	0.5	1	0	0	0	0	1	0	0	0	0	0	0	0	0	0	0	0	0	0	0	0	0	0	0	0
2022	Vikings	17	17	59	28	31	3	7	1.5	7.0	6	0	0	0	0	1	1	1	0	0	0	0	0	0	0	0	0	0	0	0	0	0	0	0	
2021	Bills	14	8	51	28	23	4	5	1.0	5.0	6	0	0	0	0	1	0	1	0	0	0	0	0	0	0	0	0	0	0	0	0	0	0	0	
2020	Bills	12	4	18	11	7	0	0	0.0	0.0	4	0	0	0	0	0	0	1	0	0	0	0	0	0	0	0	0	0	0	0	0	0	0	0	
2019	Bills	3	0	3	1	2	0	0	0.5	4.5	1	0	0	0	0	2	0	0	0	0	0	0	0	0	0	0	0	0	0	0	0	0	0	0	
2018	Bills	16	0	35	20	15	4	14	0.0	0.0	2	0	0	0	0	0	0	1	0	0	0	0	0	0	0	0	0	0	0	0	0	0	0	0	
NFL TOTALS		64	31	187	100	87	11	26	3.5	17.0	20	0	0	0	0	5	1	4	0	0	0	0	0	0	0	0	0	0	0	0	0	0	0	0	

HARRISON PHILLIPS' NFL POSTSEASON DEFENSIVE STATISTICS

DATE	TEAM	GP	GS	TACKLES							INTERCEPTIONS						O. FUMB				ST				MISC										
				TK	S	A	TFL	YDS	SK	YDS	QBH	NO	YDS	LG	TD	PD	FF	FR	TD	YDS	TK	S	A	FF	FR	S	A								
2022	Vikings	1	1	3	2	1	0	0	0.0	0.0	0	0	0	0	0	1	0	0	0	0	0	0	0	0	0	0	0	0	0	0	0	0	0	0	0
2021	Bills	2	2	7	6	1	0	0	0.0	0.0	0	0	0	0	0	0	0	0	0	0	0	0	0	0	0	0	0	0	0	0	0	0	0	0	0
2020	Bills	3	0	9	4	5	0	0	0.0	0.0	1	0	0	0	0	0	0	0	0	0	0	0	0	0	0	0	0	0	0	0	0	0	0	0	0
2019	Bills	0	0	0	0	0	0	0	0.0	0.0	0	0	0	0	0	0	0	0	0	0	0	0	0	0	0	0	0	0	0	0	0	0	0	0	0
NFL TOTALS		6	3	19	12	7	0	0	0.0	0.0	1	0	0	0	0	1	0	0	0	0	0	0	0	0	0	0	0	0	0	0	0	0	0	0	0

SINGLE-GAME HIGHS: DEFENSIVE

Total Tackles	13 at PHI, Sep 14, 2023	Forced Fumbles	1 vs. IND, Dec 17, 2022
Solo Tackles	7 at PHI, Sep 14, 2023	Fumble Recoveries	1 at NO, Oct 02, 2022
Sacks	1.0 vs. ARI, Oct 30, 2022		...3 more at 1.
	...1 more at 1.0.	Tackles For Loss	2 at BAL, Sep 09, 2018
Passes Defensed	2 at NYC, Sep 15, 2019		

SINGLE-GAME HIGHS - POSTSEASON: DEFENSIVE

Total Tackles 4 at KC, Jan 23, 2022
...1 more at 4.

Solo Tackles 3 at KC, Jan 23, 2022
...1 more at 3.

Passes Defensed 1 vs. NYG, Jan 15, 2023

2023 GAME-BY-GAME REGULAR-SEASON STATISTICS (VIKINGS)

DATE	OPPONENT	P/S	TACKLES							INTERCEPTIONS					O. FUMB			ST		MISC		W/L	SCORE					
			TK	S	A	SK	YDS	TFL	YDS	QBH	NO	YDS	LG	TD	PD	FF	FR	TD	YDS	TK	S			A	FF	FR	S	A
09/10	Buccaneers	S	8	5	3	0.0	0.0	0	0	0	0	0	0	0	1	0	0	0	0	0	0	0	0	0	0	0	L	17-20
09/14	at Eagles	S	13	7	6	0.5	0.5	0	0	1	0	0	0	0	0	0	0	0	0	0	0	0	0	0	0	L	28-34	
2023 TOTALS		2-2	21	12	9	0.5	0.5	0	0	1	0	0	0	0	1	0	0	0	0	0	0	0	0	0	0	0-2		

2022 GAME-BY-GAME REGULAR-SEASON STATISTICS (VIKINGS)

DATE	OPPONENT	P/S	TACKLES							INTERCEPTIONS					O. FUMB			ST		MISC		W/L	SCORE				
			TK	S	A	SK	YDS	TFL	YDS	QBH	NO	YDS	LG	TD	PD	FF	FR	TD	YDS	TK	S			A	FF	FR	S
09/11	Packers	S	3	0	3	0.0	0.0	0	0	0	0	0	0	0	0	0	0	0	0	0	0	0	0	0	0	W	23-7
09/19	at Eagles	S	3	1	2	0.5	0.0	0	0	1	0	0	0	0	0	0	0	0	0	0	0	0	0	0	0	L	7-24
09/25	Lions	S	4	2	2	0.0	0.0	0	0	0	0	0	0	0	0	0	0	0	0	0	0	0	0	0	W	28-24	
10/02	at Saints	S	1	0	1	0.0	0.0	0	0	0	0	0	0	0	0	1	0	0	0	0	0	0	0	0	W	28-25	
10/09	Bears	S	6	3	3	0.0	0.0	1	0	1	0	0	0	0	0	0	0	0	0	0	0	0	0	0	W	29-22	
10/16	at Dolphins	S	1	1	0	0.0	0.0	0	0	1	0	0	0	0	0	0	0	0	0	0	0	0	0	0	W	24-16	
10/30	Cardinals	S	4	2	2	1.0	7.0	1	7	1	0	0	0	0	0	0	0	0	0	0	0	0	0	0	W	34-26	
11/06	at Commanders	S	4	1	3	0.0	0.0	0	0	0	0	0	0	0	0	0	0	0	0	0	0	0	0	0	W	20-17	
11/13	at Bills	S	2	2	0	0.0	0.0	0	0	1	0	0	0	0	0	0	0	0	0	0	0	0	0	0	W	33-30+	
11/20	Cowboys	S	7	6	1	0.0	0.0	1	0	0	0	0	0	0	0	0	0	0	0	0	0	0	0	0	L	3-40	
11/24	Patriots	S	4	1	3	0.0	0.0	0	0	0	0	0	0	0	0	0	0	0	0	0	0	0	0	0	W	33-26	
12/04	Jets	S	1	1	0	0.0	0.0	0	0	1	0	0	0	0	0	0	0	0	0	0	0	0	0	0	W	27-22	
12/11	at Lions	S	4	1	3	0.0	0.0	0	0	0	0	0	0	0	0	0	0	0	0	0	0	0	0	0	L	23-34	
12/17	Colts	S	11	4	7	0.0	0.0	0	0	0	0	0	0	0	0	1	0	0	0	0	0	0	0	0	W	39-36+	
12/24	Giants	S	1	1	0	0.0	0.0	0	0	0	0	0	0	0	0	0	0	0	0	0	0	0	0	0	W	27-24	
01/01	at Packers	S	2	1	1	0.0	0.0	0	0	0	0	0	0	0	1	0	0	0	0	0	0	0	0	0	L	17-41	
01/08	at Bears	S	1	1	0	0.0	0.0	0	0	0	0	0	0	0	0	0	0	0	0	0	0	0	0	0	W	29-13	
2022 TOTALS		17-17	59	28	31	1.5	7.0	3	7	6	0	0	0	0	1	1	1	0	0	0	0	0	0	0	0	13-4	

+ - Overtime

2021 GAME-BY-GAME REGULAR-SEASON STATISTICS (BILLS)

DATE	OPPONENT	P/S	TACKLES							INTERCEPTIONS					O. FUMB				ST					MISC		W/L	SCORE	
			TK	S	A	SK	YDS	TFL	YDS	QBH	NO	YDS	LG	TD	PD	FF	FR	TD	YDS	TK	S	A	FF	FR	S			A
09/12	Steelers	P	0	0	0	0.0	0.0	0	0	1	0	0	0	0	0	0	0	0	0	0	0	0	0	0	0	0	L	16-23
09/19	at Dolphins		ON INACTIVE LIST																			W	35-0					
09/26	Football Team		ON INACTIVE LIST																			W	43-21					
10/03	Texans	P	1	1	0	0.0	0.0	0	0	0	0	0	0	0	0	0	0	0	0	0	0	0	0	0	0	0	W	40-0
10/10	at Chiefs		ON INACTIVE LIST																			W	38-20					
10/18	at Titans	P	2	2	0	0.0	0.0	0	0	1	0	0	0	0	0	0	0	0	0	0	0	0	0	0	0	0	L	31-34
10/31	Dolphins	P	2	0	2	0.0	0.0	0	0	0	0	0	0	0	0	0	0	0	0	0	0	0	0	0	0	0	W	26-11
11/07	at Jaguars	P	5	2	3	0.0	0.0	0	0	0	0	0	0	0	0	0	0	0	0	0	0	0	0	0	0	0	L	6-9
11/14	at Jets	S	3	3	0	0.0	0.0	0	0	0	0	0	0	0	0	0	0	0	0	0	0	0	0	0	0	0	W	45-17
11/21	Colts	S	7	2	5	0.0	0.0	0	0	0	0	0	0	0	0	0	0	0	0	0	0	0	0	0	0	0	L	15-41
11/25	at Saints	S	2	1	1	0.0	0.0	0	0	0	0	0	0	0	0	0	0	0	0	0	0	0	0	0	0	0	W	31-6
12/06	Patriots	P	8	5	3	0.0	0.0	1	0	0	0	0	0	0	0	0	0	0	0	0	0	0	0	0	0	0	L	10-14
12/12	at Buccaneers	S	6	3	3	0.0	0.0	1	0	0	0	0	0	0	0	0	0	0	0	0	0	0	0	0	0	0	L	27-33+
12/19	Panthers	S	3	2	1	0.0	0.0	0	0	0	0	0	0	0	1	0	0	0	0	0	0	0	0	0	0	0	W	31-14
12/26	at Patriots	S	6	5	1	0.0	0.0	0	0	0	0	0	0	0	0	0	0	0	0	0	0	0	0	0	0	0	W	33-21
01/02	Falcons	S	4	1	3	1.0	5.0	1	5	3	0	0	0	0	0	0	1	0	0	0	0	0	0	0	0	0	W	29-15
01/09	Jets	S	2	1	1	0.0	0.0	1	0	1	0	0	0	0	0	0	0	0	0	0	0	0	0	0	0	0	W	27-10
2021 TOTALS		14-8	51	28	23	1.0	5.0	4	5	6	0	0	0	0	1	0	1	0	0	0	0	0	0	0	0	0	11-6	

+ - Overtime

2020 GAME-BY-GAME REGULAR-SEASON STATISTICS (BILLS)

DATE	OPPONENT	P/S	TACKLES							INTERCEPTIONS					O. FUMB				ST					MISC		W/L	SCORE	
			TK	S	A	SK	YDS	TFL	YDS	QBH	NO	YDS	LG	TD	PD	FF	FR	TD	YDS	TK	S	A	FF	FR	S			A
09/13	Jets	S	1	1	0	0.0	0.0	0	0	1	0	0	0	0	0	0	0	0	0	0	0	0	0	0	0	0	W	27-17
09/20	at Dolphins	P	1	1	0	0.0	0.0	0	0	2	0	0	0	0	0	0	0	0	0	0	0	0	0	0	0	0	W	31-28
09/27	Rams	P	0	0	0	0.0	0.0	0	0	0	0	0	0	0	0	0	0	0	0	0	0	0	0	0	0	0	W	35-32
10/04	at Raiders	S	1	1	0	0.0	0.0	0	0	0	0	0	0	0	0	0	0	0	0	0	0	0	0	0	0	0	W	30-23
10/13	at Titans	S	1	0	1	0.0	0.0	0	0	0	0	0	0	0	0	0	0	0	0	0	0	0	0	0	0	0	L	16-42
10/19	Chiefs		ON INACTIVE LIST																			L	17-26					
10/25	at Jets		ON INACTIVE LIST																			W	18-10					
11/01	Patriots	S	3	2	1	0.0	0.0	0	0	0	0	0	0	0	0	0	0	0	0	0	0	0	0	0	0	0	W	24-21
11/08	Seahawks		ON INACTIVE LIST																			W	44-34					
11/15	at Cardinals		ON INACTIVE LIST																			L	30-32					
11/29	Chargers	P	0	0	0	0.0	0.0	0	0	0	0	0	0	0	0	0	0	0	0	0	0	0	0	0	0	0	W	27-17
12/07	at 49ers	P	1	0	1	0.0	0.0	0	0	0	0	0	0	0	0	0	0	0	0	0	0	0	0	0	0	0	W	34-24
12/13	Steelers	P	4	1	3	0.0	0.0	0	0	0	0	0	0	0	0	0	0	0	0	0	0	0	0	0	0	0	W	26-15
12/19	at Broncos	P	3	3	0	0.0	0.0	0	0	0	0	0	0	0	0	0	0	0	0	0	0	0	0	0	0	0	W	48-19
12/28	at Patriots	P	1	1	0	0.0	0.0	0	0	0	0	0	0	0	0	0	0	0	0	0	0	0	0	0	0	0	W	38-9
01/03	Dolphins	P	2	1	1	0.0	0.0	0	0	1	0	0	0	0	0	0	1	0	0	0	0	0	0	0	0	0	W	56-26
2020 TOTALS		12-4	18	11	7	0.0	0.0	0	0	4	0	0	0	0	0	0	1	0	0	0	0	0	0	0	0	0	13-3	

2019 GAME-BY-GAME REGULAR-SEASON STATISTICS (BILLS)

DATE	OPPONENT	P/S	TACKLES							INTERCEPTIONS					O. FUMB				ST				MISC		W/L	SCORE		
			TK	S	A	SK	YDS	TFL	YDS	QBH	NO	YDS	LG	TD	PD	FF	FR	TD	YDS	TK	S	A	FF	FR			S	A
09/08	at Jets	P	0	0	0	0.0	0.0	0	0	0	0	0	0	0	0	0	0	0	0	0	0	0	0	0	0	0	W	17-16
09/15	at Giants	P	3	1	2	0.5	4.5	0	0	1	0	0	0	0	2	0	0	0	0	0	0	0	0	0	0	0	W	28-14
09/22	Bengals	P	0	0	0	0.0	0.0	0	0	0	0	0	0	0	0	0	0	0	0	0	0	0	0	0	0	0	W	21-17
09/29	Patriots										INJURED RESERVE												L	10-16				
10/06	at Titans										INJURED RESERVE												W	14-7				
10/20	Dolphins										INJURED RESERVE												W	31-21				
10/27	Eagles										INJURED RESERVE												L	13-31				
11/03	Redskins										INJURED RESERVE												W	24-9				
11/10	at Browns										INJURED RESERVE												L	16-19				
11/17	at Dolphins										INJURED RESERVE												W	37-20				
11/24	Broncos										INJURED RESERVE												W	20-3				
11/28	at Cowboys										INJURED RESERVE												W	26-15				
12/08	Ravens										INJURED RESERVE												L	17-24				
12/15	at Steelers										INJURED RESERVE												W	17-10				
12/21	at Patriots										INJURED RESERVE												L	17-24				
12/29	Jets										INJURED RESERVE												L	6-13				
2019 TOTALS			3-0	3	1	2	0.5	4.5	0	0	1	0	0	0	0	2	0	0	0	0	0	0	0	0	0	0	10-6	

2018 GAME-BY-GAME REGULAR-SEASON STATISTICS (BILLS)

DATE	OPPONENT	P/S	TACKLES							INTERCEPTIONS					O. FUMB				ST				MISC		W/L	SCORE		
			TK	S	A	SK	YDS	TFL	YDS	QBH	NO	YDS	LG	TD	PD	FF	FR	TD	YDS	TK	S	A	FF	FR			S	A
09/09	at Ravens	P	4	4	0	0.0	0.0	2	2	0	0	0	0	0	0	0	0	0	0	0	0	0	0	0	0	0	L	3-47
09/16	Chargers	P	3	1	2	0.0	0.0	0	0	0	0	0	0	0	0	0	0	0	0	0	0	0	0	0	0	0	L	20-31
09/23	at Vikings	P	0	0	0	0.0	0.0	0	0	0	0	0	0	0	0	0	0	0	0	0	0	0	0	0	0	0	W	27-6
09/30	at Packers	P	2	0	2	0.0	0.0	0	0	0	0	0	0	0	0	0	0	0	0	0	0	0	0	0	0	0	L	0-22
10/07	Titans	P	1	1	0	0.0	0.0	0	0	1	0	0	0	0	0	0	0	0	0	0	0	0	0	0	0	0	W	13-12
10/14	at Texans	P	1	1	0	0.0	0.0	1	11	0	0	0	0	0	0	0	1	0	0	0	0	0	0	0	0	0	L	13-20
10/21	at Colts	P	2	2	0	0.0	0.0	0	0	0	0	0	0	0	0	0	0	0	0	0	0	0	0	0	0	0	L	5-37
10/29	Patriots	P	4	3	1	0.0	0.0	0	0	0	0	0	0	0	0	0	0	0	0	0	0	0	0	0	0	0	L	6-25
11/04	Bears	P	2	1	1	0.0	0.0	1	1	0	0	0	0	0	0	0	0	0	0	0	0	0	0	0	0	0	L	9-41
11/11	at Jets	P	2	1	1	0.0	0.0	0	0	0	0	0	0	0	0	0	0	0	0	0	0	0	0	0	0	0	W	41-10
11/25	Jaguars	P	2	1	1	0.0	0.0	0	0	0	0	0	0	0	0	0	0	0	0	0	0	0	0	0	0	0	W	24-21
12/02	at Dolphins	P	1	1	0	0.0	0.0	0	0	0	0	0	0	0	0	0	0	0	0	0	0	0	0	0	0	0	L	17-21
12/09	Jets	P	1	0	1	0.0	0.0	0	0	0	0	0	0	0	0	0	0	0	0	0	0	0	0	0	0	0	L	23-27
12/16	Lions	P	2	1	1	0.0	0.0	0	0	0	0	0	0	0	0	0	0	0	0	0	0	0	0	0	0	0	W	14-13
12/23	at Patriots	P	6	2	4	0.0	0.0	0	0	0	0	0	0	0	0	0	0	0	0	0	0	0	0	0	0	0	L	12-24
12/30	Dolphins	P	2	1	1	0.0	0.0	0	0	1	0	0	0	0	0	0	0	0	0	0	0	0	0	0	0	0	W	42-17
2018 TOTALS			16-0	35	20	15	0.0	0.0	4	14	2	0	0	0	0	0	0	1	0	0	0	0	0	0	0	0	6-10	

2022 GAME-BY-GAME POSTSEASON STATISTICS (VIKINGS)

DATE	OPPONENT	P/S	TACKLES							INTERCEPTIONS					O. FUMB				ST				MISC		W/L	SCORE		
			TK	S	A	SK	YDS	TFL	YDS	QBH	NO	YDS	LG	TD	PD	FF	FR	TD	YDS	TK	S	A	FF	FR			S	A
01/15	Giants	S	3	2	1	0.0	0.0	0	0	0	0	0	0	0	1	0	0	0	0	0	0	0	0	0	0	0	L	24-31
2022 TOTALS			1-1	3	2	1	0.0	0.0	0	0	0	0	0	0	0	1	0	0	0	0	0	0	0	0	0	0	0-1	

2021 GAME-BY-GAME POSTSEASON STATISTICS (BILLS)

DATE	OPPONENT	P/S	TACKLES							INTERCEPTIONS					O. FUMB				ST				MISC			SCORE		
			TK	S	A	SK	YDS	TFL	YDS	QBH	NO	YDS	LG	TD	PD	FF	FR	TD	YDS	TK	S	A	FF	FR	S		A	W/L
01/15	Patriots	S	3	3	0	0.0	0.0	0	0	0	0	0	0	0	0	0	0	0	0	0	0	0	0	0	0	0	W	47-17
01/23	at Chiefs	S	4	3	1	0.0	0.0	0	0	0	0	0	0	0	0	0	0	0	0	0	0	0	0	0	0	L	36-42+	
2021 TOTALS		2-2	7	6	1	0.0	0.0	0	0	0	0	0	0	0	0	0	0	0	0	0	0	0	0	0	0	0	1-1	

+ - Overtime

2020 GAME-BY-GAME POSTSEASON STATISTICS (BILLS)

DATE	OPPONENT	P/S	TACKLES							INTERCEPTIONS					O. FUMB				ST				MISC			SCORE	
			TK	S	A	SK	YDS	TFL	YDS	QBH	NO	YDS	LG	TD	PD	FF	FR	TD	YDS	TK	S	A	FF	FR	S		A
01/09	Colts	P	3	2	1	0.0	0.0	0	0	0	0	0	0	0	0	0	0	0	0	0	0	0	0	0	0	W	27-24
01/16	Ravens	P	4	1	3	0.0	0.0	0	0	1	0	0	0	0	0	0	0	0	0	0	0	0	0	0	0	W	17-3
01/24	at Chiefs	P	2	1	1	0.0	0.0	0	0	0	0	0	0	0	0	0	0	0	0	0	0	0	0	0	L	24-38	
2020 TOTALS		3-0	9	4	5	0.0	0.0	0	0	1	0	0	0	0	0	0	0	0	0	0	0	0	0	0	0	2-1	

2019 GAME-BY-GAME POSTSEASON STATISTICS (BILLS)

DATE	OPPONENT	P/S	TACKLES							INTERCEPTIONS					O. FUMB				ST				MISC			SCORE
			TK	S	A	SK	YDS	TFL	YDS	QBH	NO	YDS	LG	TD	PD	FF	FR	TD	YDS	TK	S	A	FF	FR	S	
01/04	at Texans		INJURED RESERVE																						L	19-22+
2019 TOTALS			0	0	0	0.0	0.0	0	0	0	0	0	0	0	0	0	0	0	0	0	0	0	0	0	0	0-1

+ - Overtime



BRANDON POWELL



4

WIDE RECEIVER

Ht: 5-8

DOB: 9-12-95

Vikings Season: 1

Acquired: FA '23

Wt: 181

College: Florida

NFL Season: 5

2023 GP/GS

2/0

CAREER GP/GS

46/8

PLAYOFF GP/GS

4/0

KEY TRANSACTIONS

- Signed with the Detroit Lions as an undrafted free agent on 5/11/18.
- Waived by the Lions on 8/31/19.
- Signed to the Atlanta Falcons practice squad on 9/2/19.
- Signed to the Falcons active roster on 11/5/19.
- Signed by the Buffalo Bills on 3/26/21.
- Waived by the Bills on 8/30/21.
- Signed to the Miami Dolphins practice squad on 9/2/21.
- Released from the Dolphins practice squad on 10/12/21.
- Signed to the Los Angeles Rams practice squad on 11/5/21.
- Signed to the Rams active roster on 12/3/21.
- Signed with the Rams as an unrestricted free agent on 4/4/22.

OFF THE FIELD

- Joined PNC, Kids In Need Foundation for a back-to-school open house celebration for students at Fraser Early Childhood Family Development Center (8/30/23).

HONORS

- NFC Special Teams Player of the Week (Week 16, 2021).

CAREER NOTES

2023 | MINNESOTA VIKINGS

- Against the Eagles (9/14), tallied 19 yards on two punt returns.
- Made his season debut against Tampa Bay (9/10), returning four punts for 18 yards.

2022 | LOS ANGELES RAMS

- Appeared in all 17 games (six starts), totaling 24 receptions for 156 yards and 17 rushes for 80 yards. On special teams, returned 24 punts for 177 yards and 30 kicks for 605 yards.

2021 | LOS ANGELES RAMS

- Saw action in six games and returned six punts for 133 yards, including one returned 61 yards for a touchdown in Week 16 at Minnesota. Also returned eight kicks for 208 yards.

2020 | ATLANTA FALCONS

- Appeared in 15 games (one start), and caught 12 passes for 69 receiving yards.
- Returned 17 kicks for 343 yards, along with 17 punts for 152 yards.

2019 | ATLANTA FALCONS

- Did not appear in any games.

2018 | DETROIT LIONS

- Played in six games (one start) as a rookie and hauled in 11 receptions for 129 receiving yards, including a 41-yard reception, the longest of his career.

COLLEGE - FLORIDA

Ended his career with 49 games played, 131 receptions for 1,330 yards and nine receiving touchdowns.

- Totaled 41 carries for 122 yards and two rushing touchdowns.
- Notched 49 returns during his career (33 kickoff, 16 punt).
- His 131 career receptions are the most by a UF player since Percy Harvin snared 133 passes from 2006-08, and are the 11th-most in Florida history.
- Completed his career riding a streak of 25 consecutive games with a reception.

PREP - DEERFIELD BEACH (FLA.)

- Named First-Team Class 8A All-State as a senior and the Broward County 8A-7A-6A Player of the Year in 2013.
- Rushed for 1,339 yards on 141 carries as a senior with 20 touchdowns. Also had 21 catches for 289 yards and two scores and 452 return yards and a touchdown on special teams.

BRANDON POWELL'S NFL REGULAR SEASON RUSHING/RECEIVING STATISTICS

DATE	TEAM	GP	GS	RECEIVING					RUSHING				
				NO.	YDS.	AVG.	LG	TD	NO.	YDS.	AVG.	LG	TD
2023	Vikings	2	0	0	0	0.0	0	0	0	0	0.0	0	0
2022	Rams	17	6	24	156	6.5	16	0	17	80	4.7	20	0
2021	Rams	6	0	0	0	0.0	0	0	0	0	0.0	0	0
2020	Falcons	15	1	12	69	5.8	13	2	2	7	3.5	4	0
2019	Falcons	0	0	0	0	0.0	0	0	0	0	0.0	0	0
2018	Lions	6	1	11	129	11.7	41	0	1	4	4.0	4	0
NFL TOTALS		46	8	47	354	7.5	41	2	20	91	4.6	20	0

BRANDON POWELL'S NFL POSTSEASON RUSHING/RECEIVING STATISTICS

DATE	TEAM	GP	GS	RECEIVING					RUSHING				
				NO.	YDS.	AVG.	LG	TD	NO.	YDS.	AVG.	LG	TD
2021	Rams	4	0	0	0	0.0	0	0	0	0	0.0	0	0
NFL TOTALS		4	0	0	0	0.0	0	0	0	0	0.0	0	0

BRANDON POWELL'S NFL REGULAR SEASON RETURN STATISTICS

DATE	TEAM	KICKOFF RETURNS					PUNT RETURNS					
		RET.	YDS.	AVG.	LG	TD	NO.	FC	YDS.	AVG.	LG	TD
2023	Vikings	0	0	0.0	0	0	6	1	37	6.2	20	0
2022	Rams	30	605	20.2	34	0	24	19	177	7.4	22	0
2021	Rams	8	208	26.0	65	0	6	4	133	22.2	61t	1
2020	Falcons	17	343	20.2	29	0	17	22	152	8.9	24	0
2019	Falcons	0	0	0.0	0	0	0	0	0	0.0	0	0
2018	Lions	2	43	21.5	27	0	2	3	8	4.0	5	0
NFL TOTALS		57	1,199	21.0	65	0	55	49	507	9.2	61T	1

BRANDON POWELL'S NFL POSTSEASON RETURN STATISTICS

DATE	TEAM	KICKOFF RETURNS					PUNT RETURNS					
		RET.	YDS.	AVG.	LG	TD	NO.	FC	YDS.	AVG.	LG	TD
2021	Rams	5	88	17.6	24	0	9	7	104	11.6	33	0
NFL TOTALS		5	88	17.6	24	0	9	7	104	11.6	33	0

SINGLE-GAME HIGHS: RUSHING/RECEIVING

Rush Attempts	1 at NO, Nov 22, 2020 ...2 more at 1.	Kickoff Return Yards	81 at LAR, Dec 05, 2021
Rushing Yards	4 vs. DEN, Nov 08, 2020 ...1 more at 4.	Longest Kickoff Return	65 at LAR, Dec 05, 2021
Longest Runs	4 vs. DEN, Nov 08, 2020 ...1 more at 4.	Fair Catches	4 vs. CAR, Oct 16, 2022 ...1 more at 4.
Receptions	6 at GB, Dec 30, 2018	Punt Return Yards	75 at MIN, Dec 26, 2021
Receiving Yards	103 at GB, Dec 30, 2018	Longest Punt Return	61t at MIN, Dec 26, 2021
Receiving Average	17.2 at GB, Dec 30, 2018	Punt Returns	4 vs. TB, Sep 10, 2023
Longest Receptions	41 at GB, Dec 30, 2018	Punt Return TDs	1 at MIN, Dec 26, 2021
Receiving TDs	1 vs. LV, Nov 29, 2020 ...1 more at 1.	Punt Return Average	14.3 at ARI, Sep 25, 2022
All-Purpose Yards	114 at GB, Dec 19, 2022	Kickoff Return Average	20.7 at DAL, Sep 20, 2020
Kickoff Returns	4 vs. DET, Oct 25, 2020	Most TDs	1 at MIN, Dec 26, 2021 ...2 more at 1.

SINGLE-GAME HIGHS - POSTSEASON: RUSHING/RECEIVING

All-Purpose Yards	79 at TB, Jan 23, 2022	Punt Return Yards	60 at TB, Jan 23, 2022
Kickoff Returns	2 vs. ARI, Jan 17, 2022	Longest Punt Return	33 at TB, Jan 23, 2022
Kickoff Return Yards	28 vs. ARI, Jan 17, 2022	Punt Returns	4 at CIN, Feb 13, 2022
Longest Kickoff Return	24 vs. SF, Jan 30, 2022	Punt Return Average	20.0 at TB, Jan 23, 2022
Fair Catches	3 vs. ARI, Jan 17, 2022		

100-YARD RECEIVING GAMES (1): REGULAR SEASON

DATE	TEAM	NO.	YDS.	AVG.	LG	TD
12/30/18	at Packers	6	103	17.2	41	0

2023 GAME-BY-GAME REGULAR-SEASON STATISTICS (VIKINGS)

			RECEIVING					RUSHING						
DATE	OPPONENT	P/S	NO.	YDS.	AVG.	LG	TD	NO.	YDS.	AVG.	LG	TD	W/L	SCORE
09/10	Buccaneers	P	0	0	0.0	0	0	0	0	0.0	0	0	L	17-20
09/14	at Eagles	P	0	0	0.0	0	0	0	0	0.0	0	0	L	28-34
2023 TOTALS		2-0	0	0	0.0	0	0	0	0	0.0	0	0	0-2	

2022 GAME-BY-GAME REGULAR-SEASON STATISTICS (RAMS)

			RECEIVING					RUSHING						
DATE	OPPONENT	P/S	NO.	YDS.	AVG.	LG	TD	NO.	YDS.	AVG.	LG	TD	W/L	SCORE
09/08	Bills	P	1	10	10.0	10	0	1	3	3.0	3	0	L	10-31
09/18	Falcons	P	1	6	6.0	6	0	1	-26	-26.0	-26	0	W	31-27
09/25	at Cardinals	P	3	27	9.0	16	0	0	0	0.0	0	0	W	20-12
10/03	at 49ers	P	0	0	0.0	0	0	1	11	11.0	11	0	L	9-24
10/09	Cowboys	P	0	0	0.0	0	0	1	1	1.0	1	0	L	10-22
10/16	Panthers	S	4	27	6.8	16	0	3	13	4.3	5	0	W	24-10
10/30	49ers	P	0	0	0.0	0	0	0	0	0.0	0	0	L	14-31
11/06	at Buccaneers	P	1	4	4.0	4	0	0	0	0.0	0	0	L	13-16
11/13	Cardinals	P	0	0	0.0	0	0	1	7	7.0	7	0	L	17-27
11/20	at Saints	P	2	16	8.0	8	0	1	-1	-1.0	-1	0	L	20-27
11/27	at Chiefs	S	2	6	3.0	5	0	0	0	0.0	0	0	L	10-26
12/04	Seahawks	P	4	39	9.8	14	0	3	45	15.0	20	0	L	23-27
12/08	Raiders	P	0	0	0.0	0	0	0	0	0.0	0	0	W	17-16
12/19	at Packers	S	1	4	4.0	4	0	1	3	3.0	3	0	L	12-24
12/25	Broncos	S	3	12	4.0	8	0	2	3	1.5	3	0	W	51-14
01/01	at Chargers	S	1	3	3.0	3	0	1	6	6.0	6	0	L	10-31
01/08	at Seahawks	S	1	2	2.0	2	0	1	15	15.0	15	0	L	16-19+
2022 TOTALS		17-6	24	156	6.5	16	0	17	80	4.7	20	0	5-12	

+ - Overtime

2021 GAME-BY-GAME REGULAR-SEASON STATISTICS (RAMS)

			RECEIVING					RUSHING						
DATE	OPPONENT	P/S	NO.	YDS.	AVG.	LG	TD	NO.	YDS.	AVG.	LG	TD	W/L	SCORE
09/12	Bears							DID NOT PLAY					W	34-14
09/19	at Colts							DID NOT PLAY					W	27-24
09/26	Buccaneers							DID NOT PLAY					W	34-24
10/03	Cardinals							DID NOT PLAY					L	20-37
10/07	at Seahawks							DID NOT PLAY					W	26-17
10/17	at Giants							DID NOT PLAY					W	38-11
10/24	Lions							DID NOT PLAY					W	28-19
10/31	at Texans							DID NOT PLAY					W	38-22
11/07	Titans							DID NOT PLAY					L	16-28
11/15	at 49ers							DID NOT PLAY					L	10-31
11/28	at Packers							DID NOT PLAY					L	28-36
12/05	Jaguars	P	0	0	0.0	0	0	0	0	0.0	0	0	W	37-7
12/13	at Cardinals	P	0	0	0.0	0	0	0	0	0.0	0	0	W	30-23
12/21	Seahawks	P	0	0	0.0	0	0	0	0	0.0	0	0	W	20-10
12/26	at Vikings	P	0	0	0.0	0	0	0	0	0.0	0	0	W	30-23
01/02	at Ravens	P	0	0	0.0	0	0	0	0	0.0	0	0	W	20-19
01/09	49ers	P	0	0	0.0	0	0	0	0	0.0	0	0	L	24-27+
2021 TOTALS		6-0	0	0	0.0	0	0	0	0	0.0	0	0	12-5	

+ - Overtime

2020 GAME-BY-GAME REGULAR-SEASON STATISTICS (FALCONS)

			RECEIVING					RUSHING						
DATE	OPPONENT	P/S	NO.	YDS.	AVG.	LG	TD	NO.	YDS.	AVG.	LG	TD	W/L	SCORE
09/13	Seahawks	P	0	0	0.0	0	0	0	0	0.0	0	0	L	25-38
09/20	at Cowboys	P	0	0	0.0	0	0	0	0	0.0	0	0	L	39-40
09/27	Bears	P	3	27	9.0	13	0	0	0	0.0	0	0	L	26-30
10/05	at Packers	P	0	0	0.0	0	0	0	0	0.0	0	0	L	16-30
10/11	Panthers	P	0	0	0.0	0	0	0	0	0.0	0	0	L	16-23
10/18	at Vikings	P	0	0	0.0	0	0	0	0	0.0	0	0	W	40-23
10/25	Lions	P	1	4	4.0	4	0	0	0	0.0	0	0	L	22-23
10/29	at Panthers	P	0	0	0.0	0	0	0	0	0.0	0	0	W	25-17
11/08	Broncos	P	1	9	9.0	9t	1	1	4	4.0	4	0	W	34-27
11/22	at Saints	P	0	0	0.0	0	0	1	3	3.0	3	0	L	9-24
11/29	Raiders	P	2	4	2.0	4t	1	0	0	0.0	0	0	W	43-6
12/06	Saints	P	1	9	9.0	9	0	0	0	0.0	0	0	L	16-21
12/13	at Chargers	S	1	9	9.0	9	0	0	0	0.0	0	0	L	17-20
12/20	Buccaneers	P	2	5	2.5	3	0	0	0	0.0	0	0	L	27-31
12/27	at Chiefs	P	1	2	2.0	2	0	0	0	0.0	0	0	L	14-17
01/03	at Buccaneers							ON INACTIVE LIST					L	27-44
2020 TOTALS		15-1	12	69	5.8	13	2	2	7	3.5	4	0	4-12	

2019 GAME-BY-GAME REGULAR-SEASON STATISTICS (FALCONS)

DATE	OPPONENT	P/S	RECEIVING					RUSHING					W/L	SCORE
			NO.	YDS.	AVG.	LG	TD	NO.	YDS.	AVG.	LG	TD		
09/08	at Vikings												L	12-28
09/15	Eagles												W	24-20
09/22	at Colts												L	24-27
09/29	Titans												L	10-24
10/06	at Texans												L	32-53
10/13	at Cardinals												L	33-34
10/20	Rams												L	10-37
10/27	Seahawks												L	20-27
11/10	at Saints												W	26-9
11/17	at Panthers												W	29-3
11/24	Buccaneers												L	22-35
11/28	Saints												L	18-26
12/08	Panthers												W	40-20
12/15	at 49ers												W	29-22
12/22	Jaguars												W	24-12
12/29	at Buccaneers												W	28-22+
2019 TOTALS		0-0	0	0	0.0	0	0	0	0	0.0	0	0	0	7-9

+ - Overtime

2018 GAME-BY-GAME REGULAR-SEASON STATISTICS (LIONS)

DATE	OPPONENT	P/S	RECEIVING					RUSHING					W/L	SCORE
			NO.	YDS.	AVG.	LG	TD	NO.	YDS.	AVG.	LG	TD		
09/10	Jets												L	17-48
09/16	at 49ers												L	27-30
09/23	Patriots												W	26-10
09/30	at Cowboys												L	24-26
10/07	Packers												W	31-23
10/21	at Dolphins												W	32-21
10/28	Seahawks	P	0	0	0.0	0	0	0	0	0.0	0	0	L	14-28
11/04	at Vikings	P	0	0	0.0	0	0	0	0	0.0	0	0	L	9-24
11/11	at Bears	P	1	6	6.0	6	0	0	0	0.0	0	0	L	22-34
11/18	Panthers												W	20-19
11/22	Bears												L	16-23
12/02	Rams												L	16-30
12/09	at Cardinals												W	17-3
12/16	at Bills	P	3	11	3.7	5	0	1	4	4.0	4	0	L	13-14
12/23	Vikings	P	1	9	9.0	9	0	0	0	0.0	0	0	L	9-27
12/30	at Packers	S	6	103	17.2	41	0	0	0	0.0	0	0	W	31-0
2018 TOTALS		6-1	11	129	11.7	41	0	1	4	4.0	4	0	6-10	

2021 GAME-BY-GAME POSTSEASON STATISTICS (RAMS)

DATE	OPPONENT	P/S	RECEIVING					RUSHING					W/L	SCORE
			NO.	YDS.	AVG.	LG	TD	NO.	YDS.	AVG.	LG	TD		
01/17	Cardinals	P	0	0	0.0	0	0	0	0	0.0	0	0	W	34-11
01/23	at Buccaneers	P	0	0	0.0	0	0	0	0	0.0	0	0	W	30-27
01/30	49ers	P	0	0	0.0	0	0	0	0	0.0	0	0	W	20-17
02/13	at Bengals	P	0	0	0.0	0	0	0	0	0.0	0	0	W	23-20
2021 TOTALS		4-0	0	0	0.0	0	0	0	0	0.0	0	0	4-0	



DAVID QUESSENBERRY

(KWESS-en-berry)



76

TACKLE

Ht: 6-5

DOB: 8-24-90

Vikings Season: 1

Acquired: FA '23

Wt: 310

College: San Jose State

NFL Season: 5

2023 GP/GS

1/0

CAREER GP/GS

52/26

PLAYOFF GP/GS

4/2

KEY TRANSACTIONS

- Selected by the Houston Texans in the sixth round (176th overall) of the 2013 NFL Draft.
- Waived by the Texans on 9/2/17.
- Signed by the Texans to the practice squad on 9/3/17.
- Signed to the Texans active roster on 12/19/17.
- Waived by the Texans on 9/1/18.
- Signed by the Tennessee Titans to the practice squad on 9/11/18.
- Signed a reserve/future contract with the Titans on 1/1/19.
- Waived by the Titans on 10/7/19.
- Signed by the Titans to the practice squad on 10/8/19.
- Signed a reserve/future contract with the Titans on 1/20/20.
- Waived by the Titans on 9/5/20.
- Signed by the Titans to the practice squad on 9/6/20.
- Signed to the Titans active roster on 10/13/20.
- Signed by the Titans to the practice squad on 10/14/20.
- Signed to the Titans active roster on 10/24/20.
- Signed by the Titans to the practice squad on 10/26/20.
- Signed to the Titans active roster on 10/27/20.
- Signed a one-year contract with the Buffalo Bills on 4/21/22.
- Signed a one-year contract with the Bills on 3/21/23.
- Released by the Bills on 8/29/23.
- Signed by the Minnesota Vikings on 8/20/23.

OFF THE FIELD

- Was diagnosed with non-Hodgkin's lymphoma in June 2014, returned to the Houston Texans practice squad in 2017 and made his NFL debut in Week 16 of the 2017 season.
- Won the Professional Football Writers of America's 2017 George Halas Award, given to a player, coach or staff member in the NFL who overcomes adversity to succeed.
- His father, David Sr., graduated from the Naval Academy in 1980 where he played football for the Midshipmen.
- His younger brother, Paul, played defensive end and linebacker for Navy.
- His youngest brother, Scott, was an offensive lineman at UCLA and currently plays for the Texans.
- He and his wife, Maegan, have a son, Teddy.
- Graduated from San Jose State in December 2012 with a degree in history.
- Attended the same high school as Head Coach Kevin O'Connell

CAREER NOTES

- Has played in 51 games during his NFL career, making 26 starts.
- Seen action in four postseason contests, starting two.

2023 | MINNESOTA VIKINGS

- Made his Minnesota Vikings debut against the Eagles (9/14).
- Inactive for the season opener against Tampa Bay (9/10).

2022 | BUFFALO BILLS

- Played in 16 games during his debut season with the Bills, starting three, and appeared in both postseason contests.

2021 | TENNESSEE TITANS

- Started all 17 games at right tackle.

2020 | TENNESSEE TITANS

- Played in a career-high 12 games, making six starts at left tackle.
- Helped running back Derrick Henry become the eighth player in NFL history to eclipse 2,000 yards rushing in a season.
- Started the postseason contest at left tackle.

2019 | TENNESSEE TITANS

- Played in four games as a reserve and snagged a touchdown reception.

2018 | TENNESSEE TITANS

- Spent the final 15 games of the season with the Titans as a member of the practice squad.

2017 | HOUSTON TEXANS

- Spent the majority of the season on the practice squad before being signed to the active roster in Week 16, appearing in the final two contests.

2013-16 | HOUSTON TEXANS

- Did not see action, spending the season on the reserve/non football illness list.

COLLEGE - SAN JOSE STATE

- Appeared in 49 games, starting the final 37 contests he appeared in at left tackle in four seasons at San Jose State (2009-12).
- As a senior in 2012, started all 12 games at left tackle and became the first offensive lineman in program history to play in the Senior Bowl after recording 32 touchdown-resulting blocks.
- Started all 12 games at left tackle as a junior in 2011.
- As a sophomore in 2010, started all 13 games after taking over left tackle duties. Also contributed on special teams as a punt protector and lineman on kick-scoring tries.
- Was placed on scholarship prior to the beginning of the 2010 season after walking on as a freshman.
- Played in all 12 games as a reserve offensive tackle and extra tight end and a redshirt freshman in 2009.

HONORS

- All-WAC First Team (2012)
- Senior Bowl Participant (2012)
- Burlsworth Trophy Finalist (2012)
- All-WAC Second Team (2011)

PREP - LA COSTA CANYON (CALIF.)

- Helped lead the Mavericks to a 7-4 record as a senior and a 9-3 mark as a junior.
- Also lettered in lacrosse.

DAVID QUESSNBERRY'S NFL REGULAR SEASON STATISTICS

DATE	TEAM	GP	GS
2023	Vikings	1	0
2022	Bills	16	3
2021	Titans	17	17
2020	Titans	12	6
2019	Titans	4	0
2017	Texans	2	0
2016	Texans	0	0
2015	Texans	0	0
2014	Texans	0	0
2013	Texans	0	0
NFL TOTALS		52	26

DAVID QUESSNBERRY'S NFL POSTSEASON STATISTICS

DATE	TEAM	GP	GS
2022	Bills	2	0
2021	Titans	1	1
2020	Titans	1	1
2019	Titans	0	0
NFL TOTALS		4	2

2023 GAME-BY-GAME REGULAR-SEASON STATISTICS (VIKINGS)

DATE	OPPONENT	P/S		W/L	SCORE
09/10	Buccaneers		ON INACTIVE LIST	L	17-20
09/14	at Eagles	P		L	28-34
2023 TOTALS		1-0		0-2	

2022 GAME-BY-GAME REGULAR-SEASON STATISTICS (BILLS)

DATE	OPPONENT	P/S	W/L	SCORE
09/08	at Rams	P	W	31-10
09/19	Titans	P	W	41-7
09/25	at Dolphins	P	L	19-21
10/02	at Ravens	P	W	23-20
10/09	Steelers	P	W	38-3
10/16	at Chiefs	P	W	24-20
10/30	Packers	S	W	27-17
11/06	at Jets	S	L	17-20
11/13	Vikings	P	L	30-33+
11/20	Browns	P	W	31-23
11/24	at Lions	P	W	28-25
12/01	at Patriots	S	W	24-10
12/11	Jets	P	W	20-12
12/17	Dolphins	P	W	32-29
12/24	at Bears	P	W	35-13
01/08	Patriots	P	W	35-23
2022 TOTALS		16-3	13-3	

+ - Overtime

2021 GAME-BY-GAME REGULAR-SEASON STATISTICS (TITANS)

DATE	OPPONENT	P/S	W/L	SCORE
09/12	Cardinals	S	L	13-38
09/19	at Seahawks	S	W	33-30+
09/26	Colts	S	W	25-16
10/03	at Jets	S	L	24-27+
10/10	at Jaguars	S	W	37-19
10/18	Bills	S	W	34-31
10/24	Chiefs	S	W	27-3
10/31	at Colts	S	W	34-31+
11/07	at Rams	S	W	28-16
11/14	Saints	S	W	23-21
11/21	Texans	S	L	13-22
11/28	at Patriots	S	L	13-36
12/12	Jaguars	S	W	20-0
12/19	at Steelers	S	L	13-19
12/23	49ers	S	W	20-17
01/02	Dolphins	S	W	34-3
01/09	at Texans	S	W	28-25
2021 TOTALS		17-17	12-5	

+ - Overtime

2020 GAME-BY-GAME REGULAR-SEASON STATISTICS (TITANS)

DATE	OPPONENT	P/S		W/L	SCORE
09/14	at Broncos		PRACTICE SQUAD	W	16-14
09/20	Jaguars		PRACTICE SQUAD	W	33-30
09/27	at Vikings		PRACTICE SQUAD	W	31-30
10/13	Bills		PRACTICE SQUAD	W	42-16
10/18	Texans		PRACTICE SQUAD	W	42-36+
10/25	Steelers		PRACTICE SQUAD	L	24-27
11/01	at Bengals		PRACTICE SQUAD	L	20-31
11/08	Bears		PRACTICE SQUAD	W	24-17
11/12	Colts	P		L	17-34
11/22	at Ravens	P		W	30-24+
11/29	at Colts	S		W	45-26
12/06	Browns	S		L	35-41
12/13	at Jaguars	S		W	31-10
12/20	Lions	S		W	46-25
12/27	at Packers	S		L	14-40
01/03	at Texans	S		W	41-38
2020 TOTALS		8-6		11-5	

+ - Overtime

2019 GAME-BY-GAME REGULAR-SEASON STATISTICS (TITANS)

DATE	OPPONENT	P/S		W/L	SCORE
09/08	at Browns	P		W	43-13
09/15	Colts	P		L	17-19
09/19	at Jaguars	P		L	7-20
09/29	at Falcons	P		W	24-10
10/06	Bills		INACTIVE	L	7-14
10/13	at Broncos		DID NOT PLAY	L	0-16
10/20	Chargers		DID NOT PLAY	W	23-20
10/27	Buccaneers		DID NOT PLAY	W	27-23
11/03	at Panthers		DID NOT PLAY	L	20-30
11/10	Chiefs		DID NOT PLAY	W	35-32
11/24	Jaguars		NOT ON ROSTER	W	42-20
12/01	at Colts		NOT ON ROSTER	W	31-17
12/08	at Raiders		NOT ON ROSTER	W	42-21
12/15	Texans		PRACTICE SQUAD	L	21-24
12/22	Saints		PRACTICE SQUAD	L	28-38
12/29	at Texans		PRACTICE SQUAD	W	35-14
2019 TOTALS		4-0		9-7	

2017 GAME-BY-GAME REGULAR-SEASON STATISTICS (TEXANS)

DATE	OPPONENT	P/S		W/L	SCORE
09/10	Jaguars		PRACTICE SQUAD	L	7-29
09/14	at Bengals		PRACTICE SQUAD	W	13-9
09/24	at Patriots		PRACTICE SQUAD	L	33-36
10/01	Titans		PRACTICE SQUAD	W	57-14
10/08	Chiefs		PRACTICE SQUAD	L	34-42
10/15	Browns		PRACTICE SQUAD	W	33-17
10/29	at Seahawks		PRACTICE SQUAD	L	38-41
11/05	Colts		PRACTICE SQUAD	L	14-20
11/12	at Rams		PRACTICE SQUAD	L	7-33
11/19	Cardinals		PRACTICE SQUAD	W	31-21
11/27	at Ravens		PRACTICE SQUAD	L	16-23
12/03	at Titans		PRACTICE SQUAD	L	13-24
12/10	49ers		PRACTICE SQUAD	L	16-26
12/17	at Jaguars		PRACTICE SQUAD	L	7-45
12/25	Steelers	P		L	6-34
12/31	at Colts	P		L	13-22
2017 TOTALS		2-0		4-12	

2016 GAME-BY-GAME REGULAR-SEASON STATISTICS (TEXANS)

DATE	OPPONENT	P/S		W/L	SCORE
09/11	Bears		RESERVE/NFIL	W	23-14
09/18	Chiefs		RESERVE/NFIL	W	19-12
09/22	at Patriots		RESERVE/NFIL	L	0-27
10/02	Titans		RESERVE/NFIL	W	27-20
10/09	at Vikings		RESERVE/NFIL	L	13-31
10/16	Colts		RESERVE/NFIL	W	26-23+
10/24	at Broncos		RESERVE/NFIL	L	9-27
10/30	Lions		RESERVE/NFIL	W	20-13
11/13	at Jaguars		RESERVE/NFIL	W	24-21
11/21	at Raiders		RESERVE/NFIL	L	20-27
11/27	Chargers		RESERVE/NFIL	L	13-21
12/04	at Packers		RESERVE/NFIL	L	13-21
12/11	at Colts		RESERVE/NFIL	W	22-17
12/18	Jaguars		RESERVE/NFIL	W	21-20
12/24	Bengals		RESERVE/NFIL	W	12-10
01/01	at Titans		RESERVE/NFIL	L	17-24
2016 TOTALS		0-0		9-7	

+ - Overtime

2015 GAME-BY-GAME REGULAR-SEASON STATISTICS (TEXANS)

DATE	OPPONENT	P/S		W/L	SCORE
09/13	Chiefs		RESERVE/NFIL	L	20-27
09/20	at Panthers		RESERVE/NFIL	L	17-24
09/27	Buccaneers		RESERVE/NFIL	W	19-9
10/04	at Falcons		RESERVE/NFIL	L	21-48
10/08	Colts		RESERVE/NFIL	L	20-27
10/18	at Jaguars		RESERVE/NFIL	W	31-20
10/25	at Dolphins		RESERVE/NFIL	L	26-44
11/01	Titans		RESERVE/NFIL	W	20-6
11/16	at Bengals		RESERVE/NFIL	W	10-6
11/22	Jets		RESERVE/NFIL	W	24-17
11/29	Saints		RESERVE/NFIL	W	24-6
12/06	at Bills		RESERVE/NFIL	L	21-30
12/13	Patriots		RESERVE/NFIL	L	6-27
12/20	at Colts		RESERVE/NFIL	W	16-10
12/27	at Titans		RESERVE/NFIL	W	34-6
01/03	Jaguars		RESERVE/NFIL	W	30-6
2015 TOTALS		0-0		9-7	

2014 GAME-BY-GAME REGULAR-SEASON STATISTICS (TEXANS)

DATE	OPPONENT	P/S		W/L	SCORE
09/07	Redskins		RESERVE/NFIL	W	17-6
09/14	at Raiders		RESERVE/NFIL	W	30-14
09/21	at Giants		RESERVE/NFIL	L	17-30
09/28	Bills		RESERVE/NFIL	W	23-17
10/05	at Cowboys		RESERVE/NFIL	L	17-20+
10/09	Colts		RESERVE/NFIL	L	28-33
10/20	at Steelers		RESERVE/NFIL	L	23-30
10/26	at Titans		RESERVE/NFIL	W	30-16
11/02	Eagles		RESERVE/NFIL	L	21-31
11/16	at Browns		RESERVE/NFIL	W	23-7
11/23	Bengals		RESERVE/NFIL	L	13-22
11/30	Titans		RESERVE/NFIL	W	45-21
12/07	at Jaguars		RESERVE/NFIL	W	27-13
12/14	at Colts		RESERVE/NFIL	L	10-17
12/21	Ravens		RESERVE/NFIL	W	25-13
12/28	Jaguars		RESERVE/NFIL	W	23-17
2014 TOTALS		0-0		9-7	

+ - Overtime

2013 GAME-BY-GAME REGULAR-SEASON STATISTICS (TEXANS)

DATE	OPPONENT	P/S		W/L	SCORE
09/09	at Chargers		INJURED RESERVE	W	31-28
09/15	Titans		INJURED RESERVE	W	30-24+
09/22	at Ravens		INJURED RESERVE	L	9-30
09/29	Seahawks		INJURED RESERVE	L	20-23+
10/06	at 49ers		INJURED RESERVE	L	3-34
10/13	Rams		INJURED RESERVE	L	13-38
10/20	at Chiefs		INJURED RESERVE	L	16-17
11/03	Colts		INJURED RESERVE	L	24-27
11/10	at Cardinals		INJURED RESERVE	L	24-27
11/17	Raiders		INJURED RESERVE	L	23-28
11/24	Jaguars		INJURED RESERVE	L	6-13
12/01	Patriots		INJURED RESERVE	L	31-34
12/05	at Jaguars		INJURED RESERVE	L	20-27
12/15	at Colts		INJURED RESERVE	L	3-25
12/22	Broncos		INJURED RESERVE	L	13-37
12/29	at Titans		INJURED RESERVE	L	10-16
2013 TOTALS		0-0		2-14	

+ - Overtime

2022 GAME-BY-GAME POSTSEASON STATISTICS (BILLS)

DATE	OPPONENT	P/S		W/L	SCORE
01/15	Dolphins	P		W	34-31
01/22	Bengals	P		L	10-27
2022 TOTALS		2-0		1-1	

2021 GAME-BY-GAME POSTSEASON STATISTICS (TITANS)

DATE	OPPONENT	P/S		W/L	SCORE
01/22	Bengals	S		L	16-19
2021 TOTALS		1-1		0-1	

2020 GAME-BY-GAME POSTSEASON STATISTICS (TITANS)

DATE	OPPONENT	P/S		W/L	SCORE
01/10	Ravens	S		L	13-20
2020 TOTALS		1-1		0-1	

2019 GAME-BY-GAME POSTSEASON STATISTICS (TITANS)

DATE	OPPONENT	P/S		W/L	SCORE
01/04	at Patriots		PRACTICE SQUAD	W	20-13
01/11	at Ravens		PRACTICE SQUAD	W	28-12
01/19	at Chiefs		PRACTICE SQUAD	L	24-35
2019 TOTALS		0-0		2-1	



DALTON RISNER

(RISE-ner)

66

GUARD

Ht: 6-5

DOB: 7-13-95

Vikings Season: 1

Wt: 312

College: Kansas State

NFL Season: 5



2023 GP/GS

0/0

CAREER GP/GS

62/62

PLAYOFF GP/GS

0/0

KEY TRANSACTIONS

- Selected by the Denver Broncos in the second round (41st overall) of the 2019 NFL Draft.
- Signed by the Vikings on 9/19/23.

OFF THE FIELD

- Son of Mitch and Melinda Risner.
- Born July 13, 1995, in Branson, Mo.
- Has four siblings, Austin, Taylor, Kaeson and Shelden. Taylor played defensive back at Northern Colorado.
- Married his wife, Whitney, June 19, 2022.
- Majored in communications studies.
- Involved in many charitable projects during his college career, most of which was of his own initiative.
- Founded The RisnerUp Foundation, created to positively impact others through love and kindness.
- Has a children's book called Rise Up, which shares his Christian-based message to make the world a better place.

CAREER NOTES

- Has started each of the 62 games in which he has played during his NFL tenure.

2022 | DENVER BRONCOS

- Started all 15 games in which he appeared in 2022.

2021 | DENVER BRONCOS

- Started all 15 games in which he appeared in 2021.

2020 | DENVER BRONCOS

- Started each of the Broncos' 16 games.

2019 | DENVER BRONCOS

- Started each of the Broncos' 16 games as a rookie.

HONORS

- 6x First-Team All-American - Athlon, CBS Sports, ESPN, Pro Football Focus, Sporting News, USA TODAY (2018)
- 7x Second-Team All-American - AFCA, Associated Press, Football Writers Association of America, Phil Steele, Sports Illustrated, The Athletic, Walter Camp Foundation (2018)
- Big 12 Offensive Lineman of the Year - Coaches (2018)
- 2x First Team All-Big 12 - Coaches, Associated Press (2018)
- Campbell Trophy Finalist (2018)
- Jason Witten Collegiate Man of the Year Finalist (2018)
- Wuerffel Trophy Finalist (2018)

- Senior CLASS Award Finalist (2018)
- AFCA Good Works Team (2018)
- Lombardi Award Finalist (2018)
- First-Team All-American - Pro Football Focus (2017)
- Second-Team All-American - CBSSports.com (2017)
- 3x First-Team All-Big 12 - Coaches, Associated Press, Phil Steele (2017)
- 4x First-Team All-Big 12 - Coaches, ESPN.com, Phil Steele, Pro Football Focus (2016)
- Second-Team All-Big 12 - Associated Press (2016)
- All-Big 12 Underclassmen Team - ESPN.com (2016)
- First-Team Academic All-Big 12 (2016-18)
- First-Team Freshman All-American - Campus Insiders (2015)
- Second-Team Freshman All-American - Athlon, Scout (2015)
- Second-Team Academic All-Big 12 (2015)

COLLEGE - KANSAS STATE

- Three-year team captain at Kansas State, one of just five in school history.
- Became just the fourth offensive lineman in Big 12 history to earn first-team all-conference honors in three-consecutive seasons.
- Started 50 of the Wildcats' 51 games during his collegiate career, playing the first 13 games of his career at center, before moving to right tackle due to team need.

PREP - WIGGINS

- Played under head coach and father Mitch Risner.
- Rated the nation's sixth-best center and the fifth-best player in the state by Rivals, and the nation's seventh-best center according to ESPN.
- Named one of the Denver Post's top-25 players in the state during the 2013 season and was an all-state selection by the organization in 2012.
- Named an all-state player by Root Sports in 2012 and 2013.
- Selected to play in the Offense-Defense All-American Bowl and the U-19 International Bowl between Team USA and Canada Football.
- Also placed fifth in the state in shot put in 2012 and participated in basketball.



JAQUELIN ROY

(juh-KWAY-lin)

93

DEFENSIVE LINEMAN

Ht: 6-3

DOB: 10-22-00

Vikings Season: Rookie

Acquired: D5a '23

Wt: 305

College: LSU

NFL Season: Rookie



2023 GP/GS

0/0

CAREER GP/GS

0/0

PLAYOFF GP/GS

0/0

KEY TRANSACTIONS

- Drafted in the fifth round (141st overall) of the 2023 NFL Draft out of LSU.

OFF THE FIELD

- Played his high school football games just steps away from LSU's Charles McClendon Practice Facility.
- Majored in sports administration.

CAREER NOTES

2023 | MINNESOTA VIKINGS

- Inactive in Week 2 against the Eagles (9/14).
- Inactive for the season opener against Tampa Bay (9/10).

COLLEGE - LSU

- Baton Rouge product who emerged as a defensive line standout for the Tigers as a junior.
- Opted to forgo his senior season and entered the 2023 NFL Draft.
- Appeared in 35 games with 13 starts, including 12 as a junior in 2022.
- 97 career tackles to go with 13.5 tackles for loss and four sacks.
- Recovered three fumbles and had eight quarterback hurries during his Tiger tenure.

HIGH SCHOOL - UNIVERSITY HIGH (LA.)

- Won back-to-back state titles with U-High in 2017 and 2018, as the Cubs went undefeated both years.
- Four-star prospect by 247Sports and Rivals.
- Ranked No. 71 on the ESPN-300 list.
- The top recruit in the state of Louisiana by 247Sports.
- Listed as the nation's fifth-best defensive tackle and the No. 49 overall prospect by 247Sports.
- As a senior, had 96 tackles, 17 tackles for loss and nine sacks as the Cubs advanced to the state semifinals.
- Coached by Andy Martin.

JAQUELIN ROY'S NFL REGULAR SEASON DEFENSIVE STATISTICS

DATE	TEAM	GP	GS	TACKLES							INTERCEPTIONS					O. FUMB					ST				MISC						
				TK	S	A	TFL	YDS	SK	YDS	QBH	NO	YDS	LG	TD	PD	FF	FR	TD	YDS	TK	S	A	FF	FR	S	A				
2023	Vikings	0	0	0	0	0	0	0	0	0.0	0.0	0	0	0	0	0	0	0	0	0	0	0	0	0	0	0	0	0	0	0	0
NFL TOTALS		0	0	0	0	0	0	0	0	0.0	0.0	0	0	0	0	0	0	0	0	0	0	0	0	0	0	0	0	0	0	0	

2023 GAME-BY-GAME REGULAR-SEASON STATISTICS (VIKINGS)

DATE	OPPONENT	P/S	TACKLES					INTERCEPTIONS					O. FUMB				ST				MISC				SCORE		
			TK	S	A	SK	YDS	TFL	YDS	QBH	NO	YDS	LG	TD	PD	FF	FR	TD	YDS	TK	S	A	FF	FR		S	A
09/10	Buccaneers																									L	17-20
09/14	at Eagles																									L	28-34
2023 TOTALS			0	0	0	0.0	0.0	0	0	0	0	0	0	0	0	0	0	0	0	0	0	0	0	0	0	0	0-2



AUSTIN SCHLOTTMANN

(SHLOTE-man)



65

CENTER

Ht: 6-6

DOB: 9-18-95

Vikings Season: 2

Acquired: FA '22

Wt: 300

College: TCU

NFL Season: 5

2023 GP/GS

2/1

CAREER GP/GS

60/12

PLAYOFF GP/GS

0/0

KEY TRANSACTIONS

- Signed by the Denver Broncos as a undrafted free agent on 5/1/18.
- Waived by Denver on 9/1/18.
- Signed to the Broncos practice squad on 9/2/18.
- Signed to a full contract by the Broncos on 12/31/18.
- Waived by the Broncos on 8/31/21.
- Signed by the Broncos on 11/9/21.
- Signed with the Minnesota Vikings on 3/18/22.

OFF THE FIELD

- Pronounced SHLOTE-man
- Born Sept. 18, 1995.

CAREER NOTES

2023 | MINNESOTA VIKINGS

- Against the Eagles (9/14), started at center and played all 58 offensive snaps.
- Made his season debut in Week 1 against Tampa Bay (9/10), entering the game for an injured Garrett Bradbury.

2022 | MINNESOTA VIKINGS

- Saw action in Week 11 against Dallas.
- Recorded his first start with the Vikings in Week 14 at Detroit.
- Started and played every offensive snap in Week 15 against the Colts.
- Made his 10th career start in Week 16 against the New York Giants.
- Started at center and played five snaps before getting injured in Week 17 at Green Bay.

2021 | DEVER BRONCOS

- Appeared in 10 games for the Broncos during the 2021 season, helping RB Melvin Gordon III (918) and rookie RB Javonte Williams (903) to 900-plus-yard seasons, becoming the first running back duo since Houston Texans RBs Arian Foster (1,224) and Ben Tate (942) in 2011 to accomplish this feat.

2020 | DEVER BRONCOS

- Appeared in all 16 games with Denver, making two starts at right guard.
- Allowed just one sack and was called for zero penalties.

2019 | DEVER BRONCOS

- Played in all 16 games (four starts) after making the team out of training camp.
- Saw action as a reserve offensive lineman in games 1-12.

2018 | DEVER BRONCOS

- Entered the NFL as a college free agent on May 1 and spent his entire rookie season on Denver's practice squad.

COLLEGE - TCU

- Appeared in 51 games (29 starts) at Texas Christian University.
- 2017 Honorable-Mention All-Big 12 as a senior. Made eight starts at center and six at right guard.
- Started 11 games as a junior and was chosen to the Big-12 Second Team despite missing two conference games.
- Played 13 games (4 starts) as a sophomore, earning starts at center and right guard.
- Saw action in all 13 games as a true freshman.

PREP - BRENHAM (TEXAS)

- Was a three-star recruit and ranked No. 5 in Texas and No. 35 nationally for offensive tackles by Scout.com.
- Teammates with WR Courtland Sutton while in high school.
- Did not allow a sack his senior season.

2023 GAME-BY-GAME REGULAR-SEASON STATISTICS (VIKINGS)

DATE	OPPONENT	P/S	W/L	SCORE
09/10	Buccaneers	P	L	17-20
09/14	at Eagles	S	L	28-34
2023 TOTALS		2-1	0-2	



HARRISON SMITH

22

SAFETY



Ht: 6-2

DOB: 2-2-89

Vikings Season: 12

Acquired: D1b '12

Wt: 211

College: Notre Dame

NFL Season: 12

2023 GP/GS

2/2

CAREER GP/GS

161/160

PLAYOFF GP/GS

7/7

KEY TRANSACTIONS

- Drafted in the first round (29th overall) of the 2012 NFL Draft by the Vikings.
- Signed to a four-year contract with Minnesota on 5/31/12.
- Placed on IR by Minnesota on 10/18/13.
- Activated from IR on 12/14/13.
- Re-signed to a five-year extension with Minnesota on 6/6/16.

OFF THE FIELD

- Married wife, Madison, in spring 2021. The couple welcomed their first child, Eleanor, in May 2022.
- Hosts annual Kickin' It With Harrison dodgeball event at the team's headquarters that welcomes Big Brothers Big Sisters Twin Cities, an organization he supports year-round.
- Hosted the Thielen Foundation Charity Softball Game in May 2023 to help raise money for Thielen Foundation and Big Brothers Big Sisters Twin Cities.
- Earned his pilot's license at a local Minnesota airport, attending classes and lessons during the offseason.
- Flew a 1944 B-25 Mitchell Bomber during a visit to the Fagan Fighters World War II Museum in Granite Falls, Minnesota in 2019.
- Graduated with a management-entrepreneurship degree in 2011 and played senior season as a graduate student.
- His grandfather served in the U.S. Navy.
- His cousin, Elaine Hendrix, is an actress and has appeared in such films and shows as *Friends*, *NCIS* and *The Parent Trap*.

HONORS

- Vikings Rookie of the Year (2012).
- NFC Defensive Player of the Week (Week 16, 2017).
- *Associated Press* First-Team All-Pro (2017).
- *AP* Second-Team All-Pro (2018).
- Pro Football Writers of America First-Team All-Pro (2017).
- PFWA All-NFL & All-NFC (2017).
- PFWA All-Rookie (2012).
- Pro Football Weekly All-Rookie (2012).
- Sporting News First-Team All-Pro (2017).
- Pro Bowl (6x - 2015, 2016, 2017, 2018, 2021).
- Minnesota Football Honors Vikings Defensive Player of the Year (2x - 2017, 2020).

CAREER NOTES

- Selected 29th overall in 2012 by the Vikings.
- Became just the third Notre Dame player and third defensive back chosen by the Vikings in the first round in team history.
- Signed contract extension in 2016 and in 2021 offseason.
- Has more sacks (16.5) than any other defensive back in franchise history.
- Has four career interception return TDs, a Vikings franchise record.
- Tied Vikings rookie record with two interception return TDs on the season and was one shy of the team record for a season.
- Became first Vikings rookie safety to start all 16 games.
- Since entering the league in 2012, Smith has recorded 33 interceptions, tied with CB Richard Sherman for the most in the NFL during that span.

2023 | MINNESOTA VIKINGS

- One of three Vikings defenders to play each of the team's 77 defensive snaps against the Eagles (9/14).
- Combined for six tackles in Philadelphia.
- Started the season opener against Tampa Bay (9/10), recording four total tackles.
- Named team captain for the 2023 season, marking his fourth-career selection.

2022 | MINNESOTA VIKINGS

- Intercepted QB Aaron Rodgers in Week 1, marking Smith's second career interception of Rodgers. The other came in 2012 as a rookie on Dec. 2, 2012. Smith has now recorded 29 career interceptions. He finished the game with seven total tackles (five solo) and one pass defensed.
- Tied his career-high in tackles (13) in Week 2 at Philadelphia
- Played in his 150th career game in Week 6 at Miami and picked off Dolphins QB Teddy Bridgewater for his 31st career interception, the most among active safeties in the NFL. He is now tied with Nate Wright for the fifth-most in franchise history. Smith has also now recorded at least one INT in two consecutive matchups against the Dolphins.
- Started his 150th career game against the Cardinals and recorded six tackles, one interception and one pass defensed, tying Paul Krause for most starts by a Vikings safety. It also tied Krause and John Randle for 14th in overall career starts in franchise history.
- Started in his 151st game, setting the franchise record for career starts by a Vikings safety, passing Paul Krause (150). Smith finished the game with four total tackles (two solo) and an interception. He has now recorded one interception in each of the teams last three games, marking the first time in his career where he has recorded three games in a row with at least one INT.
- Picked off QB Mike White for his 34th career interception in Week 13 against the Jets, marking his fifth on the season and tying his single-season high. Smith now leads all active players in the NFL in interceptions and ranks fifth in franchise history. He finished the game with eight total tackles (six solo), three passes defensed and one interception, marking the first time in his career he has posted this stat line.

2021 | MINNESOTA VIKINGS

- Started season opener at Cincinnati (9/12) and had a sack.
- Posted nine tackles at Arizona (9/19) and eight tackles against Seattle (9/26), which ranked as the second-most on the team in both games.
- Recorded his second consecutive eight-tackle game against the Browns (10/3).
- Led the team in tackles with nine against the Lions (10/10), Panthers (10/17) and Cowboys (10/31).
- Missed the last two games on the Reserve/COVID-19 list.
- Sacked Aaron Rodgers and extended his franchise record for sacks among DBs to 15.5. (11/21)
- Notched his 29th career interception against the 49ers (11/28), tying Carl Lee for sixth all-time in Vikings history.
- Tied his single-season career high in sacks (3.0) with a takedown of Ben Roethlisberger against the Steelers (12/9), pushing his franchise record of sacks by a DB to 16.5.
- Eclipsed the 100 tackle mark against the Rams (12/26) for just the fourth time in his career, his first since 2016.

2020 | MINNESOTA VIKINGS

- Started all 16 games for the 5th time in his career.
- Capped season by leading team with 9 tackles and grabbing 5th INT of the season at Detroit (1/3/21), the 28th of his career.
- Had 3rd INT of 2020 on Monday Night Football at Chicago (11/16).
- Snared 1st INT of the season vs. Tennessee (9/27) and grabbed 2nd INT of season vs. Detroit (11/8).
- Started season-opener vs. Green Bay (9/13), his 9th straight Vikings opening-day start.

2019 | MINNESOTA VIKINGS

- Started all 15 games in which he appeared, finishing with 84 tackles and set career-highs with three forced fumbles and two fumble recoveries.
- Led the Vikings in Week 1 with nine tackles against Atlanta (9/8), moving into fifth place all-time among Vikings defensive backs with 703 career tackles in what was his 100th career game.
- In his 100th career start, became the first Viking since Antoine Winfield (10/6/08 at New Orleans) to record a pass breakup, forced fumble, fumble recovery and tackle for loss in a game, doing so at Green Bay (9/15) all in the first half.
- Had seven solo tackles at Detroit, topping 500 career solo tackles.
- Led the defense with eight tackles (6 solo) at Kansas City (11/3), while recording his 13th-career sack and one forced fumble.
- Made four total tackles (2 solo) and one quarterback hit vs. Denver (11/17) before exiting with a hamstring injury.
- Grabbed the 22nd interception of his career vs. Detroit (12/8), moving into a tie for seventh on the franchise interception list.
- Recorded six tackles, one tackle for loss, one fumble recovery, one interception and one pass defensed at LA Chargers (12/15), en route to surpassing Antoine Winfield for third-most tackles by a defensive back in franchise history.
- Set career high with his third forced fumble of season vs. Green Bay (12/23).
- Led Minnesota with a postseason career-high 11 tackles (8 solo) in its Wild Card win at New Orleans (1/5/20).
- Had eight tackles in the Divisional game at San Francisco (1/11/20).

2018 | MINNESOTA VIKINGS

- Started all 16 games for the second consecutive season and the fourth time in his career, earning Second-Team Associated Press All-Pro honors and his fourth consecutive trip to the Pro Bowl.
- Set career highs in solo tackles (75) and tackles for loss (11) and tied career highs in sacks (3.0) and quarterback hurries (10).
- Became the first player since Landon Collins and Ryan Shazier in 2016 to record three interceptions and 3.0 sacks in a single season.
- Became the only player in franchise history with four career interception returns of 50+ yards by intercepting Sam Darnold in Week 7.
- Awarded NFC Defensive Player of the Week vs. San Francisco (9/9), where he became the Vikings career sacks leader by a DB (10.0) when he caught Jimmy Garoppolo in the fourth quarter. Also had eight tackles (7 solo) and a game-sealing interception.
- Recorded his third sack of the season vs. Arizona (10/14), tying his career-high season total set in 2014.
- Totaled five tackles (3 solo) one quarterback hurry, two passes defended and one interception at NY Jets (10/21). Returned his third quarter interception of Sam Darnold 52 yards, the fourth interception return of 50+ yards in his career, a franchise record.
- Grabbed his third interception of the year vs. New Orleans (10/28), forcing Drew Brees' first interception of the 2018 season and becoming the 10th Viking with 20+ interceptions.
- Notched seven tackles (6 solo), one pass breakup and two tackles for loss at Detroit (12/23), the only NFL defensive back with three games of at least two tackles for loss in 2018.
- Recorded his 11th tackle for loss of the season vs. Chicago (12/30), setting a new single-season high.

2017 | MINNESOTA VIKINGS

- Started all 16 games for the third time in his career and totaled 93 tackles with a team-high five interceptions, earning AP All-Pro honors, a trip to the Pro Bowl and All-NFL and All-NFC honors by PFWA.
- Became the second defensive back in 2017 to record a sack and an interception in the same game, totaling five tackles (4 solo) 1.5 sacks, two tackles for loss, four quarterback hurries, one interception and two passes defense vs. Green Bay (10/15).
- Recorded 10 tackles (7 solo), two quarterback hurries, a tackle for loss and a pass breakup vs. Cleveland (10/29) at Twickenham Stadium in London, England, as a part of the NFL's International Series.
- Posted four tackles (2 solo) and a tackle for loss vs. Cincinnati (12/17) to help the Vikings clinch the NFC North title.
- Had a standout performance at Green Bay (12/23) as the Vikings forced their first shutout of the Packers since 1971, totaling seven tackles (6 solo) and two interceptions.
- Made six tackles (4 solo), 1.0 sack, one tackle for loss and one quarterback hurry vs. New Orleans (1/14/18) in the Vikings Divisional Round victory.
- Had six solo tackles at Philadelphia (1/21/18) in NFC title game.

2016 | MINNESOTA VIKINGS

- Played through an ankle injury and totaled 104 tackles and 2.0 sacks in 14 games, all starts, to earn his second career Pro Bowl.
- Had nine tackles (6 solo), one tackle for loss and one pass defended at Tennessee (9/11), the first game in his home state since high school.
- Posted his second double-digit tackle performance of the season, tallying 10 total tackles (9 solo) and his second sack of the year vs. Arizona (11/20).
- Returned from injury at Green Bay (12/24) and registered four solo tackles to surpass 500 tackles in his career.

2015 | MINNESOTA VIKINGS

- Named to Pro Bowl for first time in his career.
- Vikings defense set the tone for NFC North Champions, ranking No. 5 in the NFL in scoring defense and jumping to No. 12 in the NFL in passing defense, No. 13 in total defense.
- Started all 13 regular-season games he played (missing 3 due to injury) and Wild Card Playoff game.
- Notched season-high 11 tackles vs. San Diego (9/27) and season-high eight solos vs. San Diego (9/27) and at Oakland (11/15).
- Sacked Matthew Stafford at Detroit (10/25) and shared sack of Aaron Rodgers at Green Bay (1/3/16) with DT Tom Johnson.
- Set Vikings record by returning his fourth career interception touchdown vs. NY Giants (12/27/15), breaking old mark of three shared by eight players.

2014 | MINNESOTA VIKINGS

- Led the team with a career-high five interceptions, which ranked tied for third in the NFL and tied for second in the NFC.
- His 150 INT return yards was second-best in the NFL.
- Led the team in tackles for the first time in his career.
- Only player in the NFL to have at least three interceptions and 3.0 sacks.
- Helped Vikings pass defense improve from 31st in 2013 to seventh in 2014.
- Career-long INT return for a TD Week 1 at St. Louis (9/7) when taking back an Austin Davis pass 81 yards for a TD, ninth-longest interception return in team history.

2013 | MINNESOTA VIKINGS

- Averaged more than eight tackles per game.
- Intercepted multiple passes (2) for the second time in his career, finishing second on the team.
- Snagged first interception of season at Chicago (10/15).
- Suffered injured toe vs. Carolina (10/13) and was placed on Injured Reserve for Recall.
- Missed eight games from injury yet ranked fifth on team in tackles.

2012 | MINNESOTA VIKINGS

- Record-setting season earned All-Rookie Team honors.
- Started all 16 games and Wild Card playoff game.
- Tied Vikings rookie record with two interception return touchdowns and was one shy of overall club record for a season.
- Ranked tied for third in NFL with pair of interception return scores and ranked second among NFL rookies.
- Led all NFL safeties with two interception return touchdowns.
- Ranked second on team with 129 tackles and led team with 87 yards on interception returns and tied team-high with three interceptions.
- Set Vikings record with 16 starts by a rookie safety, passing previous high of 14 by Chuck Lamson in 1962.
- Ranks third in INT return yards by a Vikings rookie.
- Had 10+ tackles in five games on the season and season-high 12 stops at Green Bay (12/2) and at St. Louis (12/16).

COLLEGE - NOTRE DAME

- Started in 47 of his 51 collegiate contests.
- Is the only player in Irish history to register more than 200+ tackles (309), 15+ tackles for loss (18.5) in a career.
- Was the lone captain of the 2011 Fighting Irish, an honor only bestowed on four players at Notre Dame in the past 40 years
- Made 15 starts at LB before making switch to DB in 2009.
- Started final 38 games.
- Ranks second in ND history with 28 career pass breakups.
- Set school record with three interceptions in a game vs. Miami in Sun Bowl.

PREP - KNOXVILLE CATHOLIC (TENN.)

- Named the Gatorade Player of the Year in Tennessee in 2006 at Knoxville Catholic HS.
- Honored as 2006 American General Tennessee Mr. Football Back of the Year after rushing for 1,340 yards and 19 TDs.
- Named 2006 Tennessee Class 3A All-State DB.
- East Tennessee HS Player of the Year in 2007.
- Earned Tennessee Class 3A 1st-Team All-State as a junior.
- Played basketball.

HARRISON SMITH'S NFL REGULAR SEASON DEFENSIVE STATISTICS

DATE	TEAM	GP	GS	TACKLES						INTERCEPTIONS						O. FUMB				ST				MISC			
				TK	S	A	TFL	YDS	SK	YDS	QBH	NO	YDS	LG	TD	PD	FF	FR	TD	YDS	TK	S	A	FF	FR	S	A
2023	Vikings	2	2	10	7	3	0	0	0.0	0.0	0	0	0	0	0	0	0	0	0	0	0	0	0	0	0	0	0
2022	Vikings	14	14	85	66	19	1	1	0.0	0.0	0	5	58	35	0	10	1	0	0	0	0	0	0	0	0	0	0
2021	Vikings	15	15	114	83	31	3	22	3.0	22.0	5	1	10	10	0	7	1	0	0	0	0	0	0	0	0	0	0
2020	Vikings	16	16	89	54	35	2	2	0.5	5.0	5	5	33	16	0	10	0	0	0	0	0	0	0	0	0	0	0
2019	Vikings	15	15	85	65	20	4	5	1.0	14.0	2	3	13	13	0	11	3	2	0	0	0	0	0	0	0	0	0
2018	Vikings	16	16	84	67	17	9	37	3.0	37.0	5	3	66	52	0	6	1	2	0	0	0	0	0	0	0	0	0
2017	Vikings	16	16	78	61	17	7	24	1.5	10.0	3	5	42	19	0	12	0	0	0	0	0	0	0	0	0	0	0
2016	Vikings	14	14	91	69	22	4	20	2.0	15.0	3	0	0	0	0	2	0	2	0	0	0	0	0	0	0	0	0
2015	Vikings	13	13	66	49	17	3	13	1.5	11.0	6	2	35	35t	1	3	1	0	0	0	0	0	0	0	0	0	0
2014	Vikings	16	16	91	71	20	7	31	3.0	22.0	5	5	150	81t	1	9	1	0	0	0	1	0	1	0	0	0	0
2013	Vikings	8	7	56	46	10	2	3	0.0	0.0	0	2	4	4	0	3	0	1	0	0	2	1	1	0	0	0	0
2012	Vikings	16	16	98	70	28	1	0	1.0	0.0	2	3	87	56t	2	10	1	1	0	0	6	4	2	0	0	0	0
NFL TOTALS		161	160	947	708	239	43	158	16.5	136.0	36	34	498	81T	4	83	9	8	0	0	9	5	4	0	0	0	0

HARRISON SMITH'S NFL POSTSEASON DEFENSIVE STATISTICS

DATE	TEAM	GP	GS	TACKLES							INTERCEPTIONS					O. FUMB				ST				MISC		
				TK	S	A	TFL	YDS	SK	YDS	QBH	NO	YDS	LG	TD	PD	FF	FR	TD	YDS	TK	S	A	FF	FR	S
2022	Vikings	1	1	3	3	0	0	0.0	0.0	0	0	0	0	0	0	0	0	0	0	0	0	0	0	0	0	0
2019	Vikings	2	2	19	12	7	0	0	0.0	0.0	0	0	0	0	0	0	0	0	0	0	0	0	0	0	0	
2017	Vikings	2	2	13	12	1	1	10	1.0	10.0	1	0	0	0	0	0	0	0	0	0	0	0	0	0	0	
2015	Vikings	1	1	3	2	1	1	2	0.0	0.0	0	0	0	0	1	0	0	0	0	0	0	0	0	0	0	
2012	Vikings	1	1	8	7	1	2	0	0.0	0.0	0	0	0	0	1	0	0	0	0	0	0	0	0	0	0	
NFL TOTALS		7	7	46	36	10	4	12	1.0	10.0	1	0	0	0	2	0	0	0	0	0	0	0	0	0	0	

SINGLE-GAME HIGHS: DEFENSIVE

Total Tackles	13 at PHI, Sep 19, 2022 ...1 more at 13.	Fumble Recoveries	1 at LAC, Dec 15, 2019 ...7 more at 1.
Solo Tackles	13 at PHI, Sep 19, 2022	Tackles For Loss	2 at DET, Dec 23, 2018 ...3 more at 2.
Sacks	1.5 vs. GB, Oct 15, 2017	Interceptions	2 at GB, Dec 23, 2017
Passes Defensed	3 vs. NYJ, Dec 04, 2022 ...1 more at 3.	Interception Return Yards	81 at STL, Sep 07, 2014
Forced Fumbles	1 at MIA, Oct 16, 2022 ...8 more at 1.	Special Teams Tackles	1 at GB, Oct 02, 2014 ...8 more at 1.

SINGLE-GAME HIGHS - POSTSEASON: DEFENSIVE

Total Tackles	11 at NO, Jan 05, 2020	Passes Defensed	1 vs. SEA, Jan 10, 2016 ...1 more at 1.
Solo Tackles	8 at NO, Jan 05, 2020	Tackles For Loss	2 at GB, Jan 05, 2013
Sacks	1.0 vs. NO, Jan 14, 2018		

2023 GAME-BY-GAME REGULAR-SEASON STATISTICS (VIKINGS)

DATE	OPPONENT	P/S	TACKLES							INTERCEPTIONS					O. FUMB				ST				MISC					
			TK	S	A	SK	YDS	TFL	YDS	QBH	NO	YDS	LG	TD	PD	FF	FR	TD	YDS	TK	S	A	FF	FR	S	A	W/L	SCORE
09/10	Buccaneers	S	4	3	1	0.0	0.0	0	0	0	0	0	0	0	0	0	0	0	0	0	0	0	0	0	0	0	L	17-20
09/14	at Eagles	S	6	4	2	0.0	0.0	0	0	0	0	0	0	0	0	0	0	0	0	0	0	0	0	0	0	L	28-34	
2023 TOTALS		2-2	10	7	3	0.0	0.0	0	0	0	0	0	0	0	0	0	0	0	0	0	0	0	0	0	0	0-2		

2022 GAME-BY-GAME REGULAR-SEASON STATISTICS (VIKINGS)

DATE	OPPONENT	P/S	TACKLES							INTERCEPTIONS					O. FUMB				ST				MISC		W/L	SCORE		
			TK	S	A	SK	YDS	TFL	YDS	QBH	NO	YDS	LG	TD	PD	FF	FR	TD	YDS	TK	S	A	FF	FR			S	A
09/11	Packers	S	7	5	2	0.0	0.0	0	0	0	1	0	0	0	1	0	0	0	0	0	0	0	0	0	0	0	W	23-7
09/19	at Eagles	S	13	13	0	0.0	0.0	0	0	0	0	0	0	0	0	0	0	0	0	0	0	0	0	0	0	L	7-24	
09/25	Lions		ON INACTIVE LIST																				W	28-24				
10/02	at Saints	S	6	3	3	0.0	0.0	0	0	0	0	0	0	0	0	0	0	0	0	0	0	0	0	0	0	W	28-25	
10/09	Bears	S	2	1	1	0.0	0.0	0	0	0	0	0	0	1	0	0	0	0	0	0	0	0	0	0	0	W	29-22	
10/16	at Dolphins	S	6	5	1	0.0	0.0	0	0	0	1	0	0	0	2	1	0	0	0	0	0	0	0	0	0	W	24-16	
10/30	Cardinals	S	6	6	0	0.0	0.0	0	0	0	1	15	15	0	1	0	0	0	0	0	0	0	0	0	0	W	34-26	
11/06	at Commander s	S	4	2	2	0.0	0.0	0	0	0	1	35	35	0	1	0	0	0	0	0	0	0	0	0	0	W	20-17	
11/13	at Bills	S	6	5	1	0.0	0.0	0	0	0	0	0	0	0	1	0	0	0	0	0	0	0	0	0	0	W	33-30+	
11/20	Cowboys	S	7	5	2	0.0	0.0	1	1	0	0	0	0	0	0	0	0	0	0	0	0	0	0	0	0	L	3-40	
11/24	Patriots	S	7	7	0	0.0	0.0	0	0	0	0	0	0	0	0	0	0	0	0	0	0	0	0	0	0	W	33-26	
12/04	Jets	S	9	6	3	0.0	0.0	0	0	0	1	8	8	0	3	0	0	0	0	0	0	0	0	0	0	W	27-22	
12/11	at Lions		ON INACTIVE LIST																				L	23-34				
12/17	Colts	S	4	4	0	0.0	0.0	0	0	0	0	0	0	0	0	0	0	0	0	0	0	0	0	0	0	W	39-36+	
12/24	Giants	S	3	2	1	0.0	0.0	0	0	0	0	0	0	0	0	0	0	0	0	0	0	0	0	0	0	W	27-24	
01/01	at Packers	S	5	2	3	0.0	0.0	0	0	0	0	0	0	0	0	0	0	0	0	0	0	0	0	0	0	L	17-41	
01/08	at Bears		ON INACTIVE LIST																				W	29-13				
2022 TOTALS	14-14		85	66	19	0.0	0.0	1	1	0	5	58	35	0	10	1	0	0	0	0	0	0	0	0	0	0	13-4	

+ - Overtime

2021 GAME-BY-GAME REGULAR-SEASON STATISTICS (VIKINGS)

DATE	OPPONENT	P/S	TACKLES							INTERCEPTIONS					O. FUMB				ST				MISC		W/L	SCORE		
			TK	S	A	SK	YDS	TFL	YDS	QBH	NO	YDS	LG	TD	PD	FF	FR	TD	YDS	TK	S	A	FF	FR			S	A
09/12	at Bengals	S	6	5	1	1.0	10.0	1	10	1	0	0	0	0	0	0	0	0	0	0	0	0	0	0	0	0	L	24-27+
09/19	at Cardinals	S	9	8	1	0.0	0.0	0	0	0	0	0	0	0	0	0	0	0	0	0	0	0	0	0	0	L	33-34	
09/26	Seahawks	S	8	6	2	0.0	0.0	0	0	0	0	0	0	0	1	0	0	0	0	0	0	0	0	0	0	W	30-17	
10/03	Browns	S	8	5	3	0.0	0.0	0	0	0	0	0	0	0	0	0	0	0	0	0	0	0	0	0	0	L	7-14	
10/10	Lions	S	9	5	4	0.0	0.0	0	0	0	0	0	0	0	1	0	0	0	0	0	0	0	0	0	0	W	19-17	
10/17	at Panthers	S	9	8	1	0.0	0.0	0	0	0	0	0	0	0	0	0	0	0	0	0	0	0	0	0	0	W	34-28+	
10/31	Cowboys	S	9	7	2	0.0	0.0	0	0	0	0	0	0	0	1	1	0	0	0	0	0	0	0	0	0	L	16-20	
11/07	at Ravens		DID NOT PLAY																				L	31-34+				
11/14	at Chargers		DID NOT PLAY																				W	27-20				
11/21	Packers		RESERVE/COVID-19																				W	34-31				
11/28	at 49ers		RESERVE/COVID-19																				L	26-34				
12/05	at Lions		RESERVE/COVID-19																				L	27-29				
12/09	Steelers	S	5	4	1	1.0	7.0	1	7	1	0	0	0	0	1	0	0	0	0	0	0	0	0	0	0	W	36-28	
12/20	at Bears	S	8	7	1	0.0	0.0	0	0	0	0	0	0	0	0	0	0	0	0	0	0	0	0	0	0	W	17-9	
12/26	Rams	S	9	7	2	0.0	0.0	0	0	1	0	0	0	0	1	0	0	0	0	0	0	0	0	0	0	L	23-30	
01/02	at Packers	S	8	5	3	0.0	0.0	0	0	0	0	0	0	0	0	0	0	0	0	0	0	0	0	0	0	L	10-37	
01/09	Bears	S	6	2	4	0.0	0.0	0	0	0	0	0	0	0	0	0	0	0	0	0	0	0	0	0	0	W	31-17	
2021 TOTALS	12-12		94	69	25	2.0	17.0	2	17	3	0	0	0	0	5	1	0	0	0	0	0	0	0	0	0	8-9		

+ - Overtime

2020 GAME-BY-GAME REGULAR-SEASON STATISTICS (VIKINGS)

DATE	OPPONENT	P/S	TACKLES							INTERCEPTIONS					O. FUMB				ST				MISC			SCORE		
			TK	S	A	SK	YDS	TFL	YDS	QBH	NO	YDS	LG	TD	PD	FF	FR	TD	YDS	TK	S	A	FF	FR	S		A	W/L
09/13	Packers	S	4	4	0	0.0	0.0	0	0	0	0	0	0	0	0	0	0	0	0	0	0	0	0	0	0	0	L	34-43
09/20	at Colts	S	5	4	1	0.0	0.0	0	0	0	0	0	0	0	1	0	0	0	0	0	0	0	0	0	0	L	11-28	
09/27	Titans	S	9	4	5	0.0	0.0	1	0	1	1	16	16	0	1	0	0	0	0	0	0	0	0	0	0	L	30-31	
10/04	at Texans	S	3	1	2	0.0	0.0	0	0	0	0	0	0	0	0	0	0	0	0	0	0	0	0	0	0	W	31-23	
10/11	at Seahawks	S	2	1	1	0.0	0.0	0	0	1	0	0	0	0	0	0	0	0	0	0	0	0	0	0	0	L	26-27	
10/18	Falcons	S	2	2	0	0.0	0.0	0	0	0	0	0	0	0	0	0	0	0	0	0	0	0	0	0	0	L	23-40	
11/01	at Packers	S	8	5	3	0.0	0.0	0	0	0	0	0	0	0	1	0	0	0	0	0	0	0	0	0	0	W	28-22	
11/08	Lions	S	10	7	3	0.0	0.0	0	0	1	1	0	0	0	1	0	0	0	0	0	0	0	0	0	0	W	34-20	
11/16	at Bears	S	0	0	0	0.0	0.0	0	0	1	1	8	8	0	2	0	0	0	0	0	0	0	0	0	0	W	19-13	
11/22	Cowboys	S	8	4	4	0.0	0.0	0	0	0	0	0	0	0	0	0	0	0	0	0	0	0	0	0	0	L	28-31	
11/29	Panthers	S	6	2	4	0.0	0.0	1	2	0	0	0	0	0	0	0	0	0	0	0	0	0	0	0	0	W	28-27	
12/06	Jaguars	S	6	4	2	0.5	5.0	0	0	1	1	0	0	0	2	0	0	0	0	0	0	0	0	0	0	W	27-24+	
12/13	at Buccaneers	S	6	3	3	0.0	0.0	0	0	0	0	0	0	0	0	0	0	0	0	0	0	0	0	0	0	L	14-26	
12/20	Bears	S	3	1	2	0.0	0.0	0	0	0	0	0	0	0	1	0	0	0	0	0	0	0	0	0	0	L	27-33	
12/25	at Saints	S	8	5	3	0.0	0.0	0	0	0	0	0	0	0	0	0	0	0	0	0	0	0	0	0	0	L	33-52	
01/03	at Lions	S	9	7	2	0.0	0.0	0	0	0	1	9	9	0	1	0	0	0	0	0	0	0	0	0	0	W	37-35	
2020 TOTALS	16-16		89	54	35	0.5	5.0	2	2	5	5	33	16	0	10	0	0	0	0	0	0	0	0	0	0	0	7-9	

+ - Overtime

2019 GAME-BY-GAME REGULAR-SEASON STATISTICS (VIKINGS)

DATE	OPPONENT	P/S	TACKLES							INTERCEPTIONS					O. FUMB				ST				MISC			SCORE	
			TK	S	A	SK	YDS	TFL	YDS	QBH	NO	YDS	LG	TD	PD	FF	FR	TD	YDS	TK	S	A	FF	FR	S		A
09/08	Falcons	S	9	8	1	0.0	0.0	0	0	0	0	0	0	0	2	0	0	0	0	0	0	0	0	0	0	W	28-12
09/15	at Packers	S	6	4	2	0.0	0.0	1	3	0	0	0	0	0	1	1	1	0	0	0	0	0	0	0	0	L	16-21
09/22	Raiders	S	5	4	1	0.0	0.0	0	0	0	1	13	13	0	1	0	0	0	0	0	0	0	0	0	0	W	34-14
09/29	at Bears	S	4	2	2	0.0	0.0	0	0	0	0	0	0	0	0	0	0	0	0	0	0	0	0	0	0	L	6-16
10/06	at Giants	S	6	4	2	0.0	0.0	0	0	0	0	0	0	0	2	0	0	0	0	0	0	0	0	0	0	W	28-10
10/13	Eagles	S	4	4	0	0.0	0.0	0	0	0	0	0	0	0	0	0	0	0	0	0	0	0	0	0	0	W	38-20
10/20	at Lions	S	8	7	1	0.0	0.0	0	0	0	0	0	0	0	0	0	0	0	0	0	0	0	0	0	0	W	42-30
10/24	Redskins	S	3	3	0	0.0	0.0	0	0	0	0	0	0	0	0	0	0	0	0	0	0	0	0	0	0	W	19-9
11/03	at Chiefs	S	8	6	2	1.0	14.0	0	0	1	0	0	0	0	1	1	0	0	0	0	0	0	0	0	0	L	23-26
11/10	at Cowboys	S	4	3	1	0.0	0.0	0	0	0	0	0	0	0	0	0	0	0	0	0	0	0	0	0	0	W	28-24
11/17	Broncos	S	4	2	2	0.0	0.0	0	0	1	0	0	0	0	0	0	0	0	0	0	0	0	0	0	0	W	27-23
12/02	at Seahawks	S	10	6	4	0.0	0.0	0	0	0	0	0	0	0	1	0	0	0	0	0	0	0	0	0	0	L	30-37
12/08	Lions	S	3	3	0	0.0	0.0	1	1	0	1	0	0	0	2	0	0	0	0	0	0	0	0	0	0	W	20-7
12/15	at Chargers	S	6	5	1	0.0	0.0	1	0	0	1	0	0	0	1	0	1	0	0	0	0	0	0	0	0	W	39-10
12/23	Packers	S	5	4	1	0.0	0.0	1	1	0	0	0	0	0	0	1	0	0	0	0	0	0	0	0	0	L	10-23
12/29	Bears		DID NOT PLAY (NON-INJURY)																				L	19-21			
2019 TOTALS	15-15		85	65	20	1.0	14.0	4	5	2	3	13	13	0	11	3	2	0	0	0	0	0	0	0	0	10-6	

2018 GAME-BY-GAME REGULAR-SEASON STATISTICS (VIKINGS)

DATE	OPPONENT	P/S	TACKLES							INTERCEPTIONS					O. FUMB				ST				MISC		SCORE			
			TK	S	A	SK	YDS	TFL	YDS	QBH	NO	YDS	LG	TD	PD	FF	FR	TD	YDS	TK	S	A	FF	FR		S	A	W/L
09/09	49ers	S	7	6	1	1.0	10.0	2	15	1	1	14	14	0	1	0	1	0	0	0	0	0	0	0	0	0	W	24-16
09/16	at Packers	S	8	6	2	0.0	0.0	1	3	0	0	0	0	0	0	0	0	0	0	0	0	0	0	0	0	T	29-29	
09/23	Bills	S	5	4	1	1.0	19.0	0	0	1	0	0	0	0	0	1	0	0	0	0	0	0	0	0	0	L	6-27	
09/27	at Rams	S	1	1	0	0.0	0.0	0	0	0	0	0	0	0	0	0	0	0	0	0	0	0	0	0	0	L	31-38	
10/07	at Eagles	S	4	4	0	0.0	0.0	0	0	1	0	0	0	0	1	0	0	0	0	0	0	0	0	0	0	W	23-21	
10/14	Cardinals	S	7	4	3	1.0	8.0	1	8	1	0	0	0	0	0	0	0	0	0	0	0	0	0	0	0	W	27-17	
10/21	at Jets	S	5	4	1	0.0	0.0	0	0	0	1	52	52	0	2	0	0	0	0	0	0	0	0	0	0	W	37-17	
10/28	Saints	S	3	3	0	0.0	0.0	0	0	0	1	0	0	0	1	0	0	0	0	0	0	0	0	0	0	L	20-30	
11/04	Lions	S	7	5	2	0.0	0.0	0	0	0	0	0	0	0	0	0	0	0	0	0	0	0	0	0	0	W	24-9	
11/18	at Bears	S	8	7	1	0.0	0.0	2	5	0	0	0	0	0	0	0	1	0	0	0	0	0	0	0	0	L	20-25	
11/25	Packers	S	4	4	0	0.0	0.0	0	0	0	0	0	0	0	0	0	0	0	0	0	0	0	0	0	0	W	24-17	
12/02	at Patriots	S	4	2	2	0.0	0.0	0	0	1	0	0	0	0	0	0	0	0	0	0	0	0	0	0	0	L	10-24	
12/10	at Seahawks	S	7	4	3	0.0	0.0	0	0	0	0	0	0	0	0	0	0	0	0	0	0	0	0	0	0	L	7-21	
12/16	Dolphins	S	1	1	0	0.0	0.0	0	0	0	0	0	0	0	0	0	0	0	0	0	0	0	0	0	0	W	41-17	
12/23	at Lions	S	7	6	1	0.0	0.0	2	5	0	0	0	0	0	1	0	0	0	0	0	0	0	0	0	0	W	27-9	
12/30	Bears	S	6	6	0	0.0	0.0	1	1	0	0	0	0	0	0	0	0	0	0	0	0	0	0	0	0	L	10-24	
2018 TOTALS	16-16		84	67	17	3.0	37.0	9	37	5	3	66	52	0	6	1	2	0	0	0	0	0	0	0	0	0	8-7-1	

2017 GAME-BY-GAME REGULAR-SEASON STATISTICS (VIKINGS)

DATE	OPPONENT	P/S	TACKLES							INTERCEPTIONS					O. FUMB				ST				MISC		SCORE		
			TK	S	A	SK	YDS	TFL	YDS	QBH	NO	YDS	LG	TD	PD	FF	FR	TD	YDS	TK	S	A	FF	FR		S	A
09/11	Saints	S	6	3	3	0.0	0.0	0	0	0	0	0	0	0	1	0	0	0	0	0	0	0	0	0	0	W	29-19
09/17	at Steelers	S	5	5	0	0.0	0.0	0	0	0	0	0	0	0	0	0	0	0	0	0	0	0	0	0	0	L	9-26
09/24	Buccaneers	S	7	6	1	0.0	0.0	0	0	0	1	12	12	0	1	0	0	0	0	0	0	0	0	0	0	W	34-17
10/01	Lions	S	6	3	3	0.0	0.0	1	2	0	0	0	0	0	0	0	0	0	0	0	0	0	0	0	0	L	7-14
10/09	at Bears	S	3	3	0	0.0	0.0	1	3	1	1	-6	-6	0	2	0	0	0	0	0	0	0	0	0	0	W	20-17
10/15	Packers	S	5	3	2	1.5	10.0	1	7	2	1	19	19	0	2	0	0	0	0	0	0	0	0	0	0	W	23-10
10/22	Ravens	S	4	4	0	0.0	0.0	1	4	0	0	0	0	0	0	0	0	0	0	0	0	0	0	0	0	W	24-16
10/29	at Browns	S	7	7	0	0.0	0.0	1	1	0	0	0	0	0	0	0	0	0	0	0	0	0	0	0	0	W	33-16
11/12	at Redskins	S	8	6	2	0.0	0.0	0	0	0	0	0	0	0	0	0	0	0	0	0	0	0	0	0	0	W	38-30
11/19	Rams	S	2	2	0	0.0	0.0	0	0	0	0	0	0	0	2	0	0	0	0	0	0	0	0	0	0	W	24-7
11/23	at Lions	S	4	4	0	0.0	0.0	0	0	0	0	0	0	0	1	0	0	0	0	0	0	0	0	0	0	W	30-23
12/03	at Falcons	S	4	4	0	0.0	0.0	0	0	0	0	0	0	0	0	0	0	0	0	0	0	0	0	0	0	W	14-9
12/10	at Panthers	S	1	0	1	0.0	0.0	0	0	0	0	0	0	0	0	0	0	0	0	0	0	0	0	0	0	L	24-31
12/17	Bengals	S	2	1	1	0.0	0.0	1	5	0	0	0	0	0	0	0	0	0	0	0	0	0	0	0	0	W	34-7
12/23	at Packers	S	8	6	2	0.0	0.0	1	2	0	2	17	17	0	2	0	0	0	0	0	0	0	0	0	0	W	16-0
12/31	Bears	S	6	4	2	0.0	0.0	0	0	0	0	0	0	0	1	0	0	0	0	0	0	0	0	0	0	W	23-10
2017 TOTALS	16-16		78	61	17	1.5	10.0	7	24	3	5	42	19	0	12	0	0	0	0	0	0	0	0	0	0	13-3	

2016 GAME-BY-GAME REGULAR-SEASON STATISTICS (VIKINGS)

DATE	OPPONENT	P/S	TACKLES							INTERCEPTIONS					O. FUMB				ST				MISC		W/L	SCORE										
			TK	S	A	SK	YDS	TFL	YDS	QBH	NO	YDS	LG	TD	PD	FF	FR	TD	YDS	TK	S	A	FF	FR			S	A								
09/11	at Titans	S	8	6	2	0.0	0.0	1	4	0	0	0	0	0	0	0	0	0	0	0	0	0	0	0	0	0	0	0	0	0	0	0	0	0	W	25-16
09/18	Packers	S	7	5	2	0.0	0.0	0	0	0	0	0	0	0	0	0	0	0	0	0	0	0	0	0	0	0	0	0	0	0	0	0	0	0	W	17-14
09/25	at Panthers	S	7	6	1	1.0	6.0	1	6	1	0	0	0	0	0	0	0	1	0	0	0	0	0	0	0	0	0	0	0	0	0	0	0	0	W	22-10
10/03	Giants	S	9	6	3	0.0	0.0	0	0	0	0	0	0	0	0	0	0	0	0	0	0	0	0	0	0	0	0	0	0	0	0	0	0	0	W	24-10
10/09	Texans	S	6	4	2	0.0	0.0	0	0	0	0	0	0	0	1	0	0	0	0	0	0	0	0	0	0	0	0	0	0	0	0	0	0	0	W	31-13
10/23	at Eagles	S	6	6	0	0.0	0.0	0	0	0	0	0	0	0	0	0	1	0	0	0	0	0	0	0	0	0	0	0	0	0	0	0	0	0	L	10-21
10/31	at Bears	S	6	4	2	0.0	0.0	0	0	0	0	0	0	0	0	0	0	0	0	0	0	0	0	0	0	0	0	0	0	0	0	0	0	0	L	10-20
11/06	Lions	S	7	5	2	0.0	0.0	0	0	0	0	0	0	0	0	0	0	0	0	0	0	0	0	0	0	0	0	0	0	0	0	0	0	0	L	16-22+
11/13	at Redskins	S	7	3	4	0.0	0.0	0	0	0	0	0	0	0	1	0	0	0	0	0	0	0	0	0	0	0	0	0	0	0	0	0	0	0	L	20-26
11/20	Cardinals	S	10	9	1	1.0	9.0	1	9	1	0	0	0	0	0	0	0	0	0	0	0	0	0	0	0	0	0	0	0	0	0	0	0	0	W	30-24
11/24	at Lions	S	6	6	0	0.0	0.0	0	0	0	0	0	0	0	0	0	0	0	0	0	0	0	0	0	0	0	0	0	0	0	0	0	0	0	L	13-16
12/01	Cowboys	S	5	4	1	0.0	0.0	1	1	1	0	0	0	0	0	0	0	0	0	0	0	0	0	0	0	0	0	0	0	0	0	0	0	0	L	15-17
12/11	at Jaguars																																	W	25-16	
12/18	Colts																																	L	6-34	
12/24	at Packers	S	4	4	0	0.0	0.0	0	0	0	0	0	0	0	0	0	0	0	0	0	0	0	0	0	0	0	0	0	0	0	0	0	0	0	L	25-38
01/01	Bears	S	3	1	2	0.0	0.0	0	0	0	0	0	0	0	0	0	0	0	0	0	0	0	0	0	0	0	0	0	0	0	0	0	0	0	W	38-10
2016 TOTALS	14-14		91	69	22	2.0	15.0	4	20	3	0	0	0	0	2	0	2	0	0	0	0	0	0	0	0	0	0	0	0	0	0	0	0	0	8-8	

+ - Overtime

2015 GAME-BY-GAME REGULAR-SEASON STATISTICS (VIKINGS)

DATE	OPPONENT	P/S	TACKLES							INTERCEPTIONS					O. FUMB				ST				MISC		W/L	SCORE											
			TK	S	A	SK	YDS	TFL	YDS	QBH	NO	YDS	LG	TD	PD	FF	FR	TD	YDS	TK	S	A	FF	FR			S	A									
09/14	at 49ers	S	9	5	4	0.0	0.0	0	0	0	0	0	0	0	0	0	0	0	0	0	0	0	0	0	0	0	0	0	0	0	0	0	0	0	L	3-20	
09/20	Lions	S	6	6	0	0.0	0.0	0	0	1	0	0	0	0	0	1	0	0	0	0	0	0	0	0	0	0	0	0	0	0	0	0	0	0	0	W	26-16
09/27	Chargers	S	8	5	3	0.0	0.0	1	4	0	0	0	0	0	1	0	0	0	0	0	0	0	0	0	0	0	0	0	0	0	0	0	0	0	0	W	31-14
10/04	at Broncos	S	3	2	1	0.0	0.0	0	0	0	1	0	0	0	1	0	0	0	0	0	0	0	0	0	0	0	0	0	0	0	0	0	0	0	0	L	20-23
10/18	Chiefs	S	2	2	0	0.0	0.0	0	0	0	0	0	0	0	0	0	0	0	0	0	0	0	0	0	0	0	0	0	0	0	0	0	0	0	0	W	16-10
10/25	at Lions	S	9	5	4	1.0	8.0	1	8	2	0	0	0	0	0	0	0	0	0	0	0	0	0	0	0	0	0	0	0	0	0	0	0	0	0	W	28-19
11/01	at Bears	S	7	5	2	0.0	0.0	0	0	0	0	0	0	0	0	0	0	0	0	0	0	0	0	0	0	0	0	0	0	0	0	0	0	0	0	W	23-20
11/08	Rams	S	0	0	0	0.0	0.0	0	0	1	0	0	0	0	0	0	0	0	0	0	0	0	0	0	0	0	0	0	0	0	0	0	0	0	0	W	21-18+
11/15	at Raiders	S	6	6	0	0.0	0.0	0	0	1	0	0	0	0	0	0	0	0	0	0	0	0	0	0	0	0	0	0	0	0	0	0	0	0	0	W	30-14
11/22	Packers	S	4	4	0	0.0	0.0	0	0	0	0	0	0	0	0	0	0	0	0	0	0	0	0	0	0	0	0	0	0	0	0	0	0	0	0	L	13-30
11/29	at Falcons																																		W	20-10	
12/06	Seahawks	S	2	2	0	0.0	0.0	1	1	0	0	0	0	0	0	0	0	0	0	0	0	0	0	0	0	0	0	0	0	0	0	0	0	0	0	L	7-38
12/10	at Cardinals																																		L	20-23	
12/20	Bears																																		W	38-17	
12/27	Giants	S	5	4	1	0.0	0.0	0	0	0	1	35	35	1	1	0	0	0	0	0	0	0	0	0	0	0	0	0	0	0	0	0	0	0	0	W	49-17
01/03	at Packers	S	5	3	2	0.5	3.0	0	0	1	0	0	0	0	0	0	0	0	0	0	0	0	0	0	0	0	0	0	0	0	0	0	0	0	0	W	20-13
2015 TOTALS	13-13		66	49	17	1.5	11.0	3	13	6	2	35	35T	1	3	1	0	0	0	0	0	0	0	0	0	0	0	0	0	0	0	0	0	0	11-5		

+ - Overtime

2014 GAME-BY-GAME REGULAR-SEASON STATISTICS (VIKINGS)

DATE	OPPONENT	P/S	TACKLES							INTERCEPTIONS					O. FUMB				ST				MISC		W/L	SCORE										
			TK	S	A	SK	YDS	TFL	YDS	QBH	NO	YDS	LG	TD	PD	FF	FR	TD	YDS	TK	S	A	FF	FR			S	A								
09/07	at Rams	S	2	2	0	1.0	9.0	1	9	1	1	81	81	1	1	0	0	0	0	0	0	0	0	0	0	0	0	0	0	0	0	0	0	0	W	34-6
09/14	Patriots	S	8	7	1	0.0	0.0	0	0	0	0	0	0	0	0	0	0	0	0	0	0	0	0	0	0	0	0	0	0	0	0	0	0	L	7-30	
09/21	at Saints	S	4	2	2	0.0	0.0	0	0	0	0	0	0	0	0	0	0	0	0	0	0	0	0	0	0	0	0	0	0	0	0	0	L	9-20		
09/28	Falcons	S	6	5	1	0.0	0.0	0	0	0	1	1	1	0	1	0	0	0	0	0	0	0	0	0	0	0	0	0	0	0	0	0	0	W	41-28	
10/02	at Packers	S	5	5	0	0.0	0.0	1	1	0	1	5	5	0	1	0	0	0	0	0	0	0	1	0	1	0	0	0	0	0	0	0	L	10-42		
10/12	Lions	S	4	3	1	0.0	0.0	1	2	0	0	0	0	0	0	0	0	0	0	0	0	0	0	0	0	0	0	0	0	0	0	0	L	3-17		
10/19	at Bills	S	5	5	0	0.0	0.0	0	0	1	0	0	0	0	0	0	0	0	0	0	0	0	0	0	0	0	0	0	0	0	0	0	L	16-17		
10/26	at Buccaneers	S	3	2	1	0.0	0.0	0	0	1	0	0	0	0	0	0	0	0	0	0	0	0	0	0	0	0	0	0	0	0	0	0	W	19-13+		
11/02	Redskins	S	10	10	0	0.0	0.0	0	0	0	0	0	0	0	0	0	0	0	0	0	0	0	0	0	0	0	0	0	0	0	0	0	W	29-26		
11/16	at Bears	S	3	3	0	0.0	0.0	0	0	0	1	52	52	0	1	0	0	0	0	0	0	0	0	0	0	0	0	0	0	0	0	0	L	13-21		
11/23	Packers	S	10	5	5	0.0	0.0	1	1	0	0	0	0	0	1	0	0	0	0	0	0	0	0	0	0	0	0	0	0	0	0	0	L	21-24		
11/30	Panthers	S	8	6	2	1.0	1.0	2	6	1	0	0	0	0	0	0	0	0	0	0	0	0	0	0	0	0	0	0	0	0	0	0	W	31-13		
12/07	Jets	S	8	5	3	1.0	12.0	1	12	1	0	0	0	0	0	0	0	0	0	0	0	0	0	0	0	0	0	0	0	0	0	0	W	30-24+		
12/14	at Lions	S	6	5	1	0.0	0.0	0	0	0	0	0	0	0	0	0	0	0	0	0	0	0	0	0	0	0	0	0	0	0	0	0	L	14-16		
12/21	at Dolphins	S	5	5	0	0.0	0.0	0	0	0	1	11	11	0	1	0	0	0	0	0	0	0	0	0	0	0	0	0	0	0	0	0	L	35-37		
12/28	Bears	S	4	1	3	0.0	0.0	0	0	0	0	0	0	0	0	0	0	0	0	0	0	0	0	0	0	0	0	0	0	0	0	0	W	13-9		
2014 TOTALS	16-16		91	71	20	3.0	22.0	7	31	5	5	150	81T	1	9	1	0	0	0	0	1	0	1	0	0	0	0	0	0	0	0	0	7-9			

+ - Overtime

2013 GAME-BY-GAME REGULAR-SEASON STATISTICS (VIKINGS)

DATE	OPPONENT	P/S	TACKLES							INTERCEPTIONS					O. FUMB				ST				MISC		W/L	SCORE								
			TK	S	A	SK	YDS	TFL	YDS	QBH	NO	YDS	LG	TD	PD	FF	FR	TD	YDS	TK	S	A	FF	FR			S	A						
09/08	at Lions	S	10	7	3	0.0	0.0	0	0	0	0	0	0	0	1	0	1	0	0	0	0	0	0	0	0	0	0	0	0	0	0	L	24-34	
09/15	at Bears	S	8	8	0	0.0	0.0	0	0	0	1	0	0	0	1	0	0	0	0	0	0	0	0	0	0	0	0	0	0	0	0	L	30-31	
09/22	Browns	S	5	5	0	0.0	0.0	1	2	0	1	4	4	0	1	0	0	0	0	0	0	0	0	0	0	0	0	0	0	0	0	L	27-31	
09/29	Steelers	S	7	6	1	0.0	0.0	0	0	0	0	0	0	0	0	0	0	0	0	0	0	0	0	0	0	0	0	0	0	0	0	W	34-27	
10/13	Panthers	S	3	2	1	0.0	0.0	0	0	0	0	0	0	0	0	0	0	0	0	0	0	0	0	0	0	0	0	0	0	0	0	L	10-35	
10/21	at Giants																															L	7-23	
11/03	at Cowboys																															L	23-27	
11/17	at Seahawks																															L	20-41	
11/24	at Packers																															T	26-26+	
12/01	Bears																															W	23-20+	
12/08	at Ravens																															L	26-29	
12/15	Eagles	P	8	6	2	0.0	0.0	0	0	0	0	0	0	0	0	0	0	0	0	0	0	0	0	0	0	0	0	0	0	0	0	0	W	48-30
12/22	at Bengals	S	6	4	2	0.0	0.0	0	0	0	0	0	0	0	0	0	0	0	0	0	0	0	0	0	0	0	0	0	0	0	0	L	14-42	
12/29	Lions	S	9	8	1	0.0	0.0	1	1	0	0	0	0	0	0	0	0	0	0	0	0	0	0	0	0	0	0	0	0	0	0	0	W	14-13
2013 TOTALS	8-7		56	46	10	0.0	0.0	2	3	0	2	4	4	0	3	0	1	0	0	0	2	1	1	0	0	0	0	0	0	0	0	4-9-1		

+ - Overtime

2012 GAME-BY-GAME REGULAR-SEASON STATISTICS (VIKINGS)

DATE	OPPONENT	P/S	TACKLES							INTERCEPTIONS					O. FUMB				ST				MISC			SCORE		
			TK	S	A	SK	YDS	TFL	YDS	QBH	NO	YDS	LG	TD	PD	FF	FR	TD	YDS	TK	S	A	FF	FR	S		A	W/L
09/09	Jaguars	S	7	3	4	0.0	0.0	0	0	0	0	0	0	0	1	0	0	0	0	0	0	0	0	0	0	0	W	26-23+
09/16	at Colts	S	7	3	4	0.0	0.0	0	0	0	0	0	0	1	0	0	0	0	0	0	0	0	0	0	0	L	20-23	
09/23	49ers	S	6	2	4	0.0	0.0	0	0	0	0	0	0	1	0	0	0	0	1	1	0	0	0	0	0	W	24-13	
09/30	at Lions	S	1	1	0	0.0	0.0	0	0	0	0	0	0	2	0	0	0	0	0	0	0	0	0	0	0	W	20-13	
10/07	Titans	S	2	2	0	0.0	0.0	0	0	0	0	0	0	0	0	1	0	0	1	0	1	0	0	0	0	W	30-7	
10/14	at Redskins	S	1	1	0	0.0	0.0	0	0	0	0	0	0	1	0	0	0	0	1	0	1	0	0	0	0	L	26-38	
10/21	Cardinals	S	6	5	1	0.0	0.0	0	0	0	1	31	31	1	1	0	0	0	0	0	0	0	0	0	0	W	21-14	
10/25	Buccaneers	S	13	7	6	0.0	0.0	0	0	0	0	0	0	0	0	0	0	0	0	0	0	0	0	0	0	L	17-36	
11/04	at Seahawks	S	7	4	3	0.0	0.0	0	0	0	0	0	0	0	0	0	0	0	0	0	0	0	0	0	0	L	20-30	
11/11	Lions	S	4	4	0	0.0	0.0	0	0	0	0	0	0	0	0	0	0	0	0	0	0	0	0	0	0	W	34-24	
11/25	at Bears	S	6	6	0	0.0	0.0	1	0	0	0	0	0	0	0	0	0	0	1	1	0	0	0	0	0	L	10-28	
12/02	at Packers	S	11	8	3	0.0	0.0	0	0	0	1	0	0	0	1	0	0	0	0	0	0	0	0	0	0	L	14-23	
12/09	Bears	S	6	4	2	0.0	0.0	0	0	1	1	56	56	1	1	0	0	0	0	1	1	0	0	0	0	W	21-14	
12/16	at Rams	S	9	8	1	0.0	0.0	0	0	0	0	0	0	0	0	0	0	0	1	1	0	0	0	0	0	W	36-22	
12/23	at Texans	S	7	7	0	1.0	0.0	0	0	1	0	0	0	0	1	1	0	0	0	0	0	0	0	0	0	W	23-6	
12/30	Packers	S	5	5	0	0.0	0.0	0	0	0	0	0	0	0	0	0	0	0	0	0	0	0	0	0	0	W	37-34	
2012 TOTALS	16-16		98	70	28	1.0	0.0	1	0	2	3	87	56T	2	10	1	1	0	0	6	4	2	0	0	0	0	10-6	

+ - Overtime

2022 GAME-BY-GAME POSTSEASON STATISTICS (VIKINGS)

DATE	OPPONENT	P/S	TACKLES							INTERCEPTIONS					O. FUMB				ST				MISC			SCORE		
			TK	S	A	SK	YDS	TFL	YDS	QBH	NO	YDS	LG	TD	PD	FF	FR	TD	YDS	TK	S	A	FF	FR	S		A	W/L
01/15	Giants	S	3	3	0	0.0	0.0	0	0	0	0	0	0	0	0	0	0	0	0	0	0	0	0	0	0	0	L	24-31
2022 TOTALS	1-1		3	3	0	0.0	0.0	0	0	0	0	0	0	0	0	0	0	0	0	0	0	0	0	0	0	0	0-1	

2019 GAME-BY-GAME POSTSEASON STATISTICS (VIKINGS)

DATE	OPPONENT	P/S	TACKLES							INTERCEPTIONS					O. FUMB				ST				MISC			SCORE	
			TK	S	A	SK	YDS	TFL	YDS	QBH	NO	YDS	LG	TD	PD	FF	FR	TD	YDS	TK	S	A	FF	FR	S		A
01/05	at Saints	S	11	8	3	0.0	0.0	0	0	0	0	0	0	0	0	0	0	0	0	0	0	0	0	0	0	W	26-20+
01/11	at 49ers	S	8	4	4	0.0	0.0	0	0	0	0	0	0	0	0	0	0	0	0	0	0	0	0	0	0	L	10-27
2019 TOTALS	2-2		19	12	7	0.0	0.0	0	0	0	0	0	0	0	0	0	0	0	0	0	0	0	0	0	0	1-1	

+ - Overtime

2017 GAME-BY-GAME POSTSEASON STATISTICS (VIKINGS)

DATE	OPPONENT	P/S	TACKLES							INTERCEPTIONS					O. FUMB				ST				MISC			SCORE	
			TK	S	A	SK	YDS	TFL	YDS	QBH	NO	YDS	LG	TD	PD	FF	FR	TD	YDS	TK	S	A	FF	FR	S		A
01/14	Saints	S	7	6	1	1.0	10.0	1	10	1	0	0	0	0	0	0	0	0	0	0	0	0	0	0	0	W	29-24
01/21	at Eagles	S	6	6	0	0.0	0.0	0	0	0	0	0	0	0	0	0	0	0	0	0	0	0	0	0	0	L	7-38
2017 TOTALS	2-2		13	12	1	1.0	10.0	1	10	1	0	0	0	0	0	0	0	0	0	0	0	0	0	0	0	1-1	

2015 GAME-BY-GAME POSTSEASON STATISTICS (VIKINGS)

DATE	OPPONENT	P/S	TACKLES							INTERCEPTIONS					O. FUMB				ST				MISC			SCORE	
			TK	S	A	SK	YDS	TFL	YDS	QBH	NO	YDS	LG	TD	PD	FF	FR	TD	YDS	TK	S	A	FF	FR	S		A
01/10	Seahawks	S	3	2	1	0.0	0.0	1	2	0	0	0	0	0	1	0	0	0	0	0	0	0	0	0	0	L	9-10
2015 TOTALS	1-1		3	2	1	0.0	0.0	1	2	0	0	0	0	1	0	0	0	0	0	0	0	0	0	0	0	0-1	

2012 GAME-BY-GAME POSTSEASON STATISTICS (VIKINGS)

DATE	OPPONENT	P/S	TACKLES							INTERCEPTIONS					O. FUMB				ST				MISC			SCORE	
			TK	S	A	SK	YDS	TFL	YDS	QBH	NO	YDS	LG	TD	PD	FF	FR	TD	YDS	TK	S	A	FF	FR	S		A
01/05	at Packers	S	8	7	1	0.0	0.0	2	0	0	0	0	0	0	0	0	0	0	0	0	0	0	0	0	0	L	10-24
2012 TOTALS			1-1	8	7	1	0.0	0.0	2	0	0	0	0	0	0	0	1	0	0	0	0	0	0	0	0	0-1	



NAJEE THOMPSON



11

CORNERBACK

Ht: 5-11

Wt: 205

DOB: 7-7-00

College: Georgia Southern

Vikings Season: Rookie **NFL Season:** Rookie

Acquired: UDFA '23

2023 GP/GS

2/0

CAREER GP/GS

2/0

PLAYOFF GP/GS

0/0

KEY TRANSACTIONS

- Joined the Vikings as an undrafted free agent in 2023.

OFF THE FIELD

- Majored in interdisciplinary studies.

CAREER NOTES

2023 | MINNESOTA VIKINGS

- Made his NFL debut in Week 1 against Tampa Bay (9/10).

COLLEGE - GEORGIA SOUTHERN

- Played in all 13 games, starting eight during the 2022 season. He was on the field for 737 total snaps (557 defense, 180 special teams) and had 37 tackles, including one for loss. He also notched 11 pass breakups and an interception.
- Played in nine games, starting two in 2021. Played 321 total snaps (167 on defense, team-high 154 on special teams). He posted 25 tackles, one interception and a pass breakup on the season.
- In 2020, he played in all 13 games, seeing action on 318 total snaps (200 on offense, 118 on special teams). He had four catches for 67 yards and tallied seven tackles and two blocked punts on special teams.
- Played in all 13 games, seeing action on 266 plays (181 special teams). He racked up 10 solo tackles, two fumble recoveries and a forced fumble. He also registered six receptions for 67 yards and carried the ball twice for 14 yards.
- Played in 12 games in 2018 and was on the field for 167 total plays (158 special teams).

HONORS

- Pro Football Network First-Team All-American (2021)
- Pro Football Network All-Sun Belt Conference First Team (2021)

PREP - BOILING SPRINGS (S.C.)

- Ranked the No. 48 player in the state of South Carolina by 247Sports, and the No. 199 overall athlete in the country.
- A first-team selection to the Herald-Journal/GoUpstate All-Area Football Team as an athlete/punt returner.
- Had nine total touchdowns and two interceptions and was a standout kick and punt returner as a prep.

NAJEE THOMPSON'S NFL REGULAR SEASON DEFENSIVE STATISTICS

DATE	TEAM	GP	GS	TACKLES							INTERCEPTIONS					O. FUMB					ST		MISC																						
				TK	S	A	TFL	YDS	SK	YDS	QBH	NO	YDS	LG	TD	PD	FF	FR	TD	YDS	TK	S	A	FF	FR	S	A																		
2023	Vikings	2	0	0	0	0	0	0	0	0.0	0.0	0	0	0	0	0	0	0	0	0	0	0	0	0	0	0	0	0	0	0	0	0	0	0	0	0	0	0	0	0	0	0			
NFL TOTALS		2	0	0	0	0	0	0	0	0.0	0.0	0	0	0	0	0	0	0	0	0	0	0	0	0	0	0	0	0	0	0	0	0	0	0	0	0	0	0	0	0	0	0	0	0	0

2023 GAME-BY-GAME REGULAR-SEASON STATISTICS (VIKINGS)

DATE	OPPONENT	P/S	TACKLES							INTERCEPTIONS					O. FUMB				ST				MISC			SCORE		
			TK	S	A	SK	YDS	TFL	YDS	QBH	NO	YDS	LG	TD	PD	FF	FR	TD	YDS	TK	S	A	FF	FR	S		A	W/L
09/10	Buccaneers	P	0	0	0	0.0	0.0	0	0	0	0	0	0	0	0	0	0	0	0	1	1	0	0	0	0	0	L	17-20
09/14	at Eagles	P	0	0	0	0.0	0.0	0	0	0	0	0	0	0	0	0	0	0	0	0	0	0	0	0	0	0	L	28-34
2023 TOTALS		2-0	0	0	0	0.0	0.0	0	0	0	0	0	0	0	0	0	0	0	0	1	1	0	0	0	0	0	0-2	



KHYIRIS TONGA

(KYE-ris)

95

DEFENSIVE LINEMAN

Ht: 6-4

DOB: 7-7-96

Vikings Season: 2

Acquired: FA '22

Wt: 338

College: BYU

NFL Season: 3



2023 GP/GS

2/0

CAREER GP/GS

19/3

PLAYOFF GP/GS

1/0

KEY TRANSACTIONS

- Drafted in the seventh round (250th overall) of the 2021 NFL Draft by the Chicago Bears.
- Waived by the Chicago Bears on 8/31/22.
- Signed to Atlanta's practice squad on 9/5/22.
- Signed to Vikings active roster from Atlanta Falcons practice squad on 10/5/22.

OFF THE FIELD

- First name is pronounced kye-riss.
- Played both offense and defensive line, in addition to tight end, in high school. Also played rugby.
- Served as a missionary in Olathe, Kan.

CAREER NOTES

2023 | MINNESOTA VIKINGS

- Made his season debut in Week 1 against Tampa Bay (9/10).

2022 | MINNESOTA VIKINGS

- Made his Vikings debut and recorded one quarterback hit.
- Recorded a career-high six total tackles (three solo) in Week 15 against the Colts.
- Recorded 0.5 sack in Week 16 against the Giants.
- Made his third career start in Week 17 at Green Bay and tallied five tackles.

2021 | CHICAGO BEARS

- Played in 15 games (two starts), registering 24 tackles on the season.
- Made his NFL debut in Week 1 vs. the Rams; he also contributed to a Week 2 win over the Bengals.
- Made his first-career NFL start and recorded a career-high five tackles in Week 3 at the Browns.

COLLEGE - BYU

- Appeared in 50 games in four seasons at BYU, registering 130 tackles, 15.0 tackles for loss, 7.5 sacks, 12 pass breakups and two forced fumbles.

PREP - GRANGER (UTAH)

- A three-star athlete by ESPN.
- Played both offense and defensive line in addition to tight end.
- Played rugby.
- Named All-Region 2 First-Team as a freshman.
- Coached by Cecil Thomas.
- Also recruited by Oklahoma, Utah, Arizona State and Oregon State.

KHYIRIS TONGA'S NFL REGULAR SEASON DEFENSIVE STATISTICS

DATE	TEAM	GP	TACKLES							INTERCEPTIONS						O. FUMB				ST				MISC				
			GS	TK	S	A	TFL	YDS	SK	YDS	QBH	NO	YDS	LG	TD	PD	FF	FR	TD	YDS	TK	S	A	FF	FR	S	A	
2023	Vikings	2	0	1	0	1	0	0	0.0	0.0	0	0	0	0	0	0	0	0	0	0	0	0	0	0	0	0	0	0
2022	Bears	1	1	0	0	0	0	0	0.0	0.0	0	0	0	0	0	0	0	0	0	0	0	0	0	0	0	0	0	
Went from Minnesota to Chicago .																												
2022	Vikings	1	0	28	12	16	1	1	0.5	3.5	2	0	0	0	0	4	0	0	0	0	0	0	0	0	0	0	0	
2022	TOTAL	2	1	28	12	16	1	1	0.5	3.5	2	0	0	0	4	0	0	0	0	0	0	0	0	0	0	0	0	
2021	Bears	15	2	24	10	14	1	1	0.0	0.0	0	0	0	0	0	0	0	1	0	0	0	0	0	0	0	0		
NFL TOTALS		19	3	53	22	31	2	2	0.5	3.5	2	0	0	0	4	0	1	0	0	0	0	0	0	0	0	0		

KHYIRIS TONGA'S NFL POSTSEASON DEFENSIVE STATISTICS

DATE	TEAM	GP	TACKLES							INTERCEPTIONS						O. FUMB				ST				MISC		
			GS	TK	S	A	TFL	YDS	SK	YDS	QBH	NO	YDS	LG	TD	PD	FF	FR	TD	YDS	TK	S	A	FF	FR	S
2022	Vikings	1	0	1	0	1	0	0	0.0	0.0	0	0	0	0	0	0	0	0	0	0	0	0	0	0	0	0
NFL TOTALS		1	0	1	0	1	0	0	0.0	0.0	0	0	0	0	0	0	0	0	0	0	0	0	0	0	0	0

SINGLE-GAME HIGHS: DEFENSIVE

Total Tackles
Solo Tackles

6 at MIN, Dec 17, 2022
3 at MIN, Dec 17, 2022
...2 more at 3.

Fumble Recoveries
Tackles For Loss

1 vs. NYG, Jan 02, 2022
1 vs. SF, Oct 31, 2021

2023 GAME-BY-GAME REGULAR-SEASON STATISTICS (VIKINGS)

DATE	OPPONENT	P/S	TACKLES							INTERCEPTIONS						O. FUMB				ST				MISC				
			TK	S	A	SK	YDS	TFL	YDS	QBH	NO	YDS	LG	TD	PD	FF	FR	TD	YDS	TK	S	A	FF	FR	S	A	W/L	SCORE
09/10	Buccaneers	P	1	0	1	0.0	0.0	0	0	0	0	0	0	0	0	0	0	0	0	0	0	0	0	0	0	0	L	17-20
09/14	at Eagles	P	0	0	0	0.0	0.0	0	0	0	0	0	0	0	0	0	0	0	0	0	0	0	0	0	0	L	28-34	
2023 TOTALS		2-0	1	0	1	0.0	0.0	0	0	0	0	0	0	0	0	0	0	0	0	0	0	0	0	0	0	0	0-2	

2022 GAME-BY-GAME REGULAR-SEASON STATISTICS (BEARS/VIKINGS)

DATE	OPPONENT	P/S	TACKLES							INTERCEPTIONS						O. FUMB				ST				MISC			
			TK	S	A	SK	YDS	TFL	YDS	QBH	NO	YDS	LG	TD	PD	FF	FR	TD	YDS	TK	S	A	FF	FR	S	A	W/L
10/09	at Vikings		ON INACTIVE LIST																							L	22-29
11/20	at Falcons		NOT ON ROSTER																							L	24-27
Went from Bears to Vikings .																											
12/11	at Lions	P	3	1	2	0.0	0.0	0	0	0	0	0	0	0	0	0	0	0	0	0	0	0	0	0	0	L	23-34
Went from Vikings to Bears .																											
01/08	Vikings	S	2	2	0	0.0	0.0	0	0	0	0	0	0	0	0	0	0	0	0	0	0	0	0	0	L	13-29	
2022 TOTALS		2-1	5	3	2	0.0	0.0	0	0	0	0	0	0	0	0	0	0	0	0	0	0	0	0	0	0	0-4	

2021 GAME-BY-GAME REGULAR-SEASON STATISTICS (BEARS)

DATE	OPPONENT	P/S	TACKLES							INTERCEPTIONS					O. FUMB				ST				MISC			SCORE		
			TK	S	A	SK	YDS	TFL	YDS	QBH	NO	YDS	LG	TD	PD	FF	FR	TD	YDS	TK	S	A	FF	FR	S		A	W/L
09/12	at Rams	P	0	0	0	0.0	0.0	0	0	0	0	0	0	0	0	0	0	0	0	0	0	0	0	0	0	0	L	14-34
09/19	Bengals	P	0	0	0	0.0	0.0	0	0	0	0	0	0	0	0	0	0	0	0	0	0	0	0	0	0	0	W	20-17
09/26	at Browns	S	5	2	3	0.0	0.0	0	0	0	0	0	0	0	0	0	0	0	0	0	0	0	0	0	0	0	L	6-26
10/03	Lions	P	1	1	0	0.0	0.0	0	0	0	0	0	0	0	0	0	0	0	0	0	0	0	0	0	0	0	W	24-14
10/10	at Raiders	P	0	0	0	0.0	0.0	0	0	0	0	0	0	0	0	0	0	0	0	0	0	0	0	0	0	0	W	20-9
10/17	Packers		ON INACTIVE LIST																			L	14-24					
10/24	at Buccaneers	P	2	2	0	0.0	0.0	0	0	0	0	0	0	0	0	0	0	0	0	0	0	0	0	0	0	0	L	3-38
10/31	49ers	P	1	1	0	0.0	0.0	1	1	0	0	0	0	0	0	0	0	0	0	0	0	0	0	0	0	0	L	22-33
11/08	at Steelers	P	1	0	1	0.0	0.0	0	0	0	0	0	0	0	0	0	0	0	0	0	0	0	0	0	0	0	L	27-29
11/21	Ravens	P	5	3	2	0.0	0.0	0	0	0	0	0	0	0	0	0	0	0	0	0	0	0	0	0	0	0	L	13-16
11/25	at Lions	P	0	0	0	0.0	0.0	0	0	0	0	0	0	0	0	0	0	0	0	0	0	0	0	0	0	0	W	16-14
12/05	Cardinals	P	3	0	3	0.0	0.0	0	0	0	0	0	0	0	0	0	0	0	0	0	0	0	0	0	0	0	L	22-33
12/12	at Packers	P	0	0	0	0.0	0.0	0	0	0	0	0	0	0	0	0	0	0	0	0	0	0	0	0	0	0	L	30-45
12/20	Vikings		ON INACTIVE LIST																			L	9-17					
12/26	at Seahawks	P	1	0	1	0.0	0.0	0	0	0	0	0	0	0	0	0	0	0	0	0	0	0	0	0	0	0	W	25-24
01/02	Giants	S	2	1	1	0.0	0.0	0	0	0	0	0	0	0	0	0	1	0	0	0	0	0	0	0	0	0	W	29-3
01/09	at Vikings	P	3	0	3	0.0	0.0	0	0	0	0	0	0	0	0	0	0	0	0	0	0	0	0	0	0	0	L	17-31
2021 TOTALS		15-2	24	10	14	0.0	0.0	1	1	0	0	0	0	0	0	0	1	0	0	0	0	0	0	0	0	0	6-11	

2022 GAME-BY-GAME POSTSEASON STATISTICS (VIKINGS)

DATE	OPPONENT	P/S	TACKLES							INTERCEPTIONS					O. FUMB				ST				MISC			SCORE		
			TK	S	A	SK	YDS	TFL	YDS	QBH	NO	YDS	LG	TD	PD	FF	FR	TD	YDS	TK	S	A	FF	FR	S		A	W/L
01/15	Giants	P	1	0	1	0.0	0.0	0	0	0	0	0	0	0	0	0	0	0	0	0	0	0	0	0	0	0	L	24-31
2022 TOTALS		1-0	1	0	1	0.0	0.0	0	0	0	0	0	0	0	0	0	0	0	0	0	0	0	0	0	0	0	0-1	



JAY WARD

20

SAFETY



Ht: 6-1

Wt: 188

DOB: 7-13-00

College: LSU

Vikings Season: Rookie **NFL Season:** Rookie

Acquired: D4 '23

2023 GP/GS

2/0

CAREER GP/GS

2/0

PLAYOFF GP/GS

0/0

KEY TRANSACTIONS

- Drafted in the fourth round (134th overall) of the 2023 NFL Draft out of LSU.

OFF THE FIELD

- Older brother Johnny Ward played football at South Florida.
- Majored in interdisciplinary studies.

CAREER NOTES

2023 | MINNESOTA VIKINGS

- Made his NFL debut against in Week 1 against Tampa Bay (9/10).

COLLEGE - LSU

- Versatile defensive back who played safety, cornerback and nickel back during his LSU career.
- Made 46 career appearances with 23 starts and registered 164 tackles, 3.5 tackles for loss and six interceptions.
- Developed into a leader in the secondary for the Tigers and served as an extra "coach" on the field.
- Had breakout season in 2021, ranking among team leaders in tackles with 71, and followed that with 60 tackles as a senior in 2022.
- Also thrived on special teams – blocked a fourth-quarter field goal against Arkansas that helped preserve a LSU win in 2020. Also had a blocked field goal against Auburn in 2021.

HONORS

- Senior Bowl Participant (2023)
- SEC Defensive Player of the Week vs. Mississippi State (2022)
- SEC Academic Honor Roll (2020)

HIGH SCHOOL - COLQUITT COUNTY (GA.)

- Led his team to a 14-1 record and an appearance in the Georgia 7A State Championship as a senior.
- Capped his senior season with 50 tackles and six interceptions.
- As a junior, recorded 46 tackles, 12 pass breakups and four interceptions.
- Amassed 11-career interceptions.

JAY WARD'S NFL REGULAR SEASON DEFENSIVE STATISTICS

DATE	TEAM	GP	GS	TACKLES							INTERCEPTIONS						O. FUMB					ST				MISC						
				TK	S	A	TFL	YDS	SK	YDS	QBH	NO	YDS	LG	TD	PD	FF	FR	TD	YDS	TK	S	A	FF	FR	S	A					
2023	Vikings	2	0	0	0	0	0	0	0	0.0	0.0	0	0	0	0	0	0	0	0	0	0	0	0	0	0	0	0	0	0	0	0	0
NFL TOTALS		2	0	0	0	0	0	0	0	0.0	0.0	0	0	0	0	0	0	0	0	0	0	0	0	0	0	0	0	0	0	0	0	

2023 GAME-BY-GAME REGULAR-SEASON STATISTICS (VIKINGS)

DATE	OPPONENT	P/S	TACKLES							INTERCEPTIONS					O. FUMB				ST				MISC			SCORE		
			TK	S	A	SK	YDS	TFL	YDS	QBH	NO	YDS	LG	TD	PD	FF	FR	TD	YDS	TK	S	A	FF	FR	S		A	W/L
09/10	Buccaneers	P	0	0	0	0.0	0.0	0	0	0	0	0	0	0	0	0	0	0	0	0	0	0	0	0	0	0	L	17-20
09/14	at Eagles	P	0	0	0	0.0	0.0	0	0	0	0	0	0	0	0	0	0	0	0	0	0	0	0	0	0	L	28-34	
2023 TOTALS		2-0	0	0	0	0.0	0.0	0	0	0	0	0	0	0	0	0	0	0	0	0	0	0	0	0	0	0-2		



DENNIS WONNUM

(WAHN-um)

98

OUTSIDE LINEBACKER

Ht: 6-5

DOB: 10-31-97

Vikings Season: 4

Acquired: D4a '20

Wt: 258

College: South Carolina

NFL Season: 4



2023 GP/GS

2/2

CAREER GP/GS

49/19

PLAYOFF GP/GS

1/0

KEY TRANSACTIONS

- Selected in the fourth round (117th overall) of the 2020 NFL Draft, the first of two DEs drafted by the Vikings.

OFF THE FIELD

- Brother, Dylan, plays OT for South Carolina.
- Graduated with bachelor's degree in sport and entertainment management in December 2019.

CAREER NOTES

- Saw first NFL action at Indianapolis (9/20/20).
- Is the highest-drafted edge rusher by the Vikings since Danielle Hunter (88th overall) out of LSU in the 2015 NFL Draft.
- The SEC had 63 players drafted in 2020 (four by the Vikings), the most by any league and 15 more than runner-up Big Ten.
- Started two games and led Vikings rookies with 3.0 sacks.
- Sacked 2020 NFL MVP Aaron Rodgers at Green Bay (11/1/20), one of only 20 sacks on the QB for the year, and helped Vikings hand Packers their only home loss of the regular season.

2023 | MINNESOTA VIKINGS

- Against the Eagles (9/14), recorded four tackles.
- Started the season opener against Tampa Bay (9/10), tallying three defensive tackles.

2022 | MINNESOTA VIKINGS

- In Week 1 against the Packers, he recorded two tackles, including 1.0 sack and one tackle for loss
- In Week 2 at Philadelphia, he recorded his 13th career sack, marking his seventh sack in the last six games.
- Sacked QB Justin Fields and forced a fumble in Week 5 against Chicago. Wonnum has tallied 6.5 sacks against the Bears through five games.
- Recorded his third sack of the season in Week 9 at Washington.
- Made his first start of the season in Week 18 at Chicago and recorded two tackles.

2021 | MINNESOTA VIKINGS

- Started in the first four games of the season.
- Recorded his first sack of the season against Jared Goff and the Lions (10/10).
- Matched a season-high three tackles against the Panthers (10/17).
- Sacked Jimmy Garoppolo (11/28), bringing his career sack total to 5.0.
- Posted another sack against Jared Goff (12/5), giving him a sack in consecutive games.
- Had a career day against the Bears, recording a career-high 3.0 sacks (12/20).
- Posted 2.0 sacks against the Bears in the season finale (1/9).
- Led the Vikings in 2021 with 8.0 sacks.

2020 | MINNESOTA VIKINGS

- Led all Vikings rookies with 3.0 sacks on the season.

- Was one of six rookie starters at New Orleans (12/25), matching a Vikings record for most rookies to start a game.
- Started season finale at Detroit (1/3/21) and had three tackles.
- Made two tackles at New Orleans in first career start (12/25).
- Had career-best five tackles vs. Chicago (12/20).
- Inactive vs. Jacksonville (12/6) with injury.
- Blocked a FG attempt vs. Carolina (11/29) in 28-27 win.
- Sacked Nick Foles at Chicago (11/16) on Monday Night Football.
- Notched a sack/FF on Aaron Rodgers to end the game at Green Bay (11/1) in Vikings 28-22 win.
- Had two tackles and a tackle for loss vs. Atlanta (10/18).
- Notched first career sack at Houston (10/4) when he caught Deshaun Watson for a 7-yard loss and added two tackles.
- Played vs. Tennessee (9/27), notching three tackles and a tackle for loss.
- Played in first career game at Indianapolis (9/20).
- Inactive for season-opener vs. Green Bay (9/13).

COLLEGE - SOUTH CAROLINA

- Appeared in 43 games with 30 starts, logging 137 career tackles with 14.0 sacks, 29.5 tackles for loss, one interception, five pass breakups, one forced fumble and one fumble recovery.
- A four-time SEC Defensive Player or Lineman of the Week.
- Two-time team captain (2017 and 2019) who was named a 2019 Second-Team All-SEC selection by the AP.
- Helped 2017 squad go 9-4 and beat Michigan in Outback Bowl.

PREP - STEPHENSON (GA.)

- Named All-Region in as a senior at Stephenson High in Stone Mountain, an Atlanta suburb.
- Earned All-State honors at TE during his junior season.

D.J. WONNUM'S NFL REGULAR SEASON DEFENSIVE STATISTICS

DATE	TEAM	GP	TACKLES								INTERCEPTIONS						O. FUMB				ST				MISC			
			GS	TK	S	A	TFL	YDS	SK	YDS	QBH	NO	YDS	LG	TD	PD	FF	FR	TD	YDS	TK	S	A	FF	FR	S	A	
2023	Vikings	2	2	7	1	6	0	0	0.0	0.0	0	0	0	0	0	0	0	0	0	0	0	1	0	1	0	0	0	0
2022	Vikings	16	1	34	23	11	5	21	4.0	28.0	10	0	0	0	0	0	1	0	0	0	4	4	0	0	0	0	0	
2021	Vikings	17	14	47	29	18	7	63	8.0	77.0	15	0	0	0	4	1	0	0	0	0	0	0	0	0	0	0	0	
2020	Vikings	14	2	24	16	8	5	40	3.0	16.0	9	0	0	0	1	1	0	0	0	0	0	0	0	0	0	0	0	
NFL TOTALS		49	19	112	69	43	17	124	15.0	121.0	34	0	0	0	5	3	0	0	0	0	5	4	1	0	0	0	0	

D.J. WONNUM'S NFL POSTSEASON DEFENSIVE STATISTICS

DATE	TEAM	GP	TACKLES								INTERCEPTIONS						O. FUMB				ST				MISC			
			GS	TK	S	A	TFL	YDS	SK	YDS	QBH	NO	YDS	LG	TD	PD	FF	FR	TD	YDS	TK	S	A	FF	FR	S	A	
2022	Vikings	1	0	2	1	1	0	0	0.0	0.0	0	0	0	0	0	0	0	0	0	0	0	0	0	0	0	0	0	
NFL TOTALS		1	0	2	1	1	0	0	0.0	0.0	0	0	0	0	0	0	0	0	0	0	0	0	0	0	0	0	0	

SINGLE-GAME HIGHS: DEFENSIVE

Total Tackles	8 at CHI, Dec 20, 2021	Passes Defensed	2 vs. PIT, Dec 09, 2021
Solo Tackles	7 at CHI, Dec 20, 2021	Forced Fumbles	1 at CHI, Dec 20, 2021
Sacks	3.0 at CHI, Dec 20, 2021	Tackles For Loss	...1 more at 1. 2 vs. CHI, Jan 09, 2022 ...1 more at 2.

2023 GAME-BY-GAME REGULAR-SEASON STATISTICS (VIKINGS)

DATE	OPPONENT	P/S	TACKLES						INTERCEPTIONS					O. FUMB				ST				MISC		SCORE			
			TK	S	A	SK	YDS	TFL	YDS	QBH	NO	YDS	LG	TD	PD	FF	FR	TD	YDS	TK	S	A	FF		FR	S	A
09/10	Buccaneers	S	3	0	3	0.0	0.0	0	0	0	0	0	0	0	0	0	0	0	1	0	1	0	0	0	0	L	17-20
09/14	at Eagles	S	4	1	3	0.0	0.0	0	0	0	0	0	0	0	0	0	0	0	0	0	0	0	0	0	L	28-34	
2023 TOTALS		2-2	7	1	6	0.0	0.0	0	0	0	0	0	0	0	0	0	0	0	1	0	1	0	0	0	0	0-2	

2022 GAME-BY-GAME REGULAR-SEASON STATISTICS (VIKINGS)

DATE	OPPONENT	P/S	TACKLES						INTERCEPTIONS					O. FUMB				ST				MISC		SCORE			
			TK	S	A	SK	YDS	TFL	YDS	QBH	NO	YDS	LG	TD	PD	FF	FR	TD	YDS	TK	S	A	FF		FR	S	A
09/11	Packers	P	2	2	0	1.0	5.0	1	5	1	0	0	0	0	0	0	0	0	0	0	0	0	0	0	0	W	23-7
09/19	at Eagles	P	2	2	0	1.0	8.0	1	8	1	0	0	0	0	0	0	0	0	1	1	0	0	0	0	0	L	7-24
09/25	Lions	P	1	1	0	0.0	0.0	0	0	2	0	0	0	0	0	0	0	0	0	0	0	0	0	0	0	W	28-24
10/02	at Saints	P	6	4	2	0.0	0.0	1	0	0	0	0	0	0	0	0	0	0	0	0	0	0	0	0	0	W	28-25
10/09	Bears	P	2	1	1	0.5	5.5	0	0	1	0	0	0	0	0	1	0	0	0	0	0	0	0	0	0	W	29-22
10/16	at Dolphins		ON INACTIVE LIST																					W	24-16		
10/30	Cardinals	P	3	3	0	0.0	0.0	0	0	0	0	0	0	0	0	0	0	0	0	0	0	0	0	0	0	W	34-26
11/06	at Commander s	P	1	1	0	1.0	8.0	1	8	2	0	0	0	0	0	0	0	0	0	0	0	0	0	0	0	W	20-17
11/13	at Bills	P	1	1	0	0.0	0.0	0	0	0	0	0	0	0	0	0	0	0	1	1	0	0	0	0	0	W	33-30+
11/20	Cowboys	P	4	3	1	0.0	0.0	0	0	0	0	0	0	0	0	0	0	0	1	1	0	0	0	0	0	L	3-40
11/24	Patriots	P	0	0	0	0.0	0.0	0	0	0	0	0	0	0	0	0	0	0	0	0	0	0	0	0	0	W	33-26
12/04	Jets	P	2	2	0	0.0	0.0	1	0	1	0	0	0	0	0	0	0	0	1	1	0	0	0	0	0	W	27-22
12/11	at Lions	P	1	0	1	0.0	0.0	0	0	1	0	0	0	0	0	0	0	0	0	0	0	0	0	0	0	L	23-34
12/17	Colts	P	3	1	2	0.0	0.0	0	0	0	0	0	0	0	0	0	0	0	0	0	0	0	0	0	0	W	39-36+
12/24	Giants	P	1	0	1	0.5	1.5	0	0	1	0	0	0	0	0	0	0	0	0	0	0	0	0	0	0	W	27-24
01/01	at Packers	P	3	1	2	0.0	0.0	0	0	0	0	0	0	0	0	0	0	0	0	0	0	0	0	0	0	L	17-41
01/08	at Bears	S	2	1	1	0.0	0.0	0	0	0	0	0	0	0	0	0	0	0	0	0	0	0	0	0	0	W	29-13
2022 TOTALS		16-1	34	23	11	4.0	28.0	5	21	10	0	0	0	0	0	1	0	0	0	4	4	0	0	0	0	13-4	

+ - Overtime

2021 GAME-BY-GAME REGULAR-SEASON STATISTICS (VIKINGS)

DATE	OPPONENT	P/S	TACKLES						INTERCEPTIONS					O. FUMB				ST				MISC		W/L	SCORE		
			TK	S	A	SK	YDS	TFL	YDS	QBH	NO	YDS	LG	TD	PD	FF	FR	TD	YDS	TK	S	A	FF			FR	S
09/12	at Bengals	S	2	1	1	0.0	0.0	0	0	0	0	0	0	0	0	0	0	0	0	0	0	0	0	0	0	L	24-27+
09/19	at Cardinals	S	1	1	0	0.0	0.0	0	0	0	0	0	0	0	0	0	0	0	0	0	0	0	0	0	L	33-34	
09/26	Seahawks	S	2	1	1	0.0	0.0	0	0	0	0	0	0	0	0	0	0	0	0	0	0	0	0	0	W	30-17	
10/03	Browns	S	1	1	0	0.0	0.0	0	0	0	0	0	0	0	0	0	0	0	0	0	0	0	0	0	L	7-14	
10/10	Lions	P	3	1	2	1.0	9.0	1	9	2	0	0	0	0	0	0	0	0	0	0	0	0	0	0	W	19-17	
10/17	at Panthers	P	3	0	3	0.0	0.0	0	0	0	0	0	0	0	0	0	0	0	0	0	0	0	0	0	W	34-28+	
10/31	Cowboys	P	2	1	1	0.0	0.0	0	0	1	0	0	0	0	0	0	0	0	0	0	0	0	0	0	L	16-20	
11/07	at Ravens	S	4	3	1	0.0	0.0	0	0	1	0	0	0	0	1	0	0	0	0	0	0	0	0	0	L	31-34+	
11/14	at Chargers	S	0	0	0	0.0	0.0	0	0	1	0	0	0	0	0	0	0	0	0	0	0	0	0	0	W	27-20	
11/21	Packers	S	1	1	0	0.0	0.0	0	0	0	0	0	0	0	0	0	0	0	0	0	0	0	0	0	W	34-31	
11/28	at 49ers	S	4	2	2	1.0	10.0	1	10	1	0	0	0	0	0	0	0	0	0	0	0	0	0	0	L	26-34	
12/05	at Lions	S	2	2	0	1.0	8.0	1	8	2	0	0	0	0	1	0	0	0	0	0	0	0	0	0	L	27-29	
12/09	Steelers	S	2	0	2	0.0	0.0	0	0	0	0	0	0	0	2	0	0	0	0	0	0	0	0	0	W	36-28	
12/20	at Bears	S	8	7	1	3.0	30.0	2	16	4	0	0	0	0	0	1	0	0	0	0	0	0	0	0	W	17-9	
12/26	Rams	S	3	1	2	0.0	0.0	0	0	1	0	0	0	0	0	0	0	0	0	0	0	0	0	0	L	23-30	
01/02	at Packers	S	2	2	0	0.0	0.0	0	0	0	0	0	0	0	0	0	0	0	0	0	0	0	0	0	L	10-37	
01/09	Bears	S	7	5	2	2.0	20.0	2	20	2	0	0	0	0	0	0	0	0	0	0	0	0	0	0	W	31-17	
2021 TOTALS	17-14		47	29	18	8.0	77.0	7	63	15	0	0	0	0	4	1	0	0	0	0	0	0	0	0	0	8-9	

+ - Overtime

2020 GAME-BY-GAME REGULAR-SEASON STATISTICS (VIKINGS)

DATE	OPPONENT	P/S	TACKLES						INTERCEPTIONS					O. FUMB				ST				MISC		W/L	SCORE	
			TK	S	A	SK	YDS	TFL	YDS	QBH	NO	YDS	LG	TD	PD	FF	FR	TD	YDS	TK	S	A	FF			FR
09/13	Packers		ON INACTIVE LIST																				L	34-43		
09/20	at Colts	P	1	1	0	0.0	0.0	0	0	0	0	0	0	0	0	0	0	0	0	0	0	0	0	0	L	11-28
09/27	Titans	P	3	2	1	0.0	0.0	1	19	0	0	0	0	0	0	0	0	0	0	0	0	0	0	0	L	30-31
10/04	at Texans	P	1	1	0	1.0	7.0	1	7	1	0	0	0	0	0	0	0	0	0	0	0	0	0	0	W	31-23
10/11	at Seahawks	P	0	0	0	0.0	0.0	0	0	0	0	0	0	0	0	0	0	0	0	0	0	0	0	0	L	26-27
10/18	Falcons	P	2	2	0	0.0	0.0	1	2	0	0	0	0	0	0	0	0	0	0	0	0	0	0	0	L	23-40
11/01	at Packers	P	1	1	0	1.0	0.0	0	0	2	0	0	0	0	0	1	0	0	0	0	0	0	0	0	W	28-22
11/08	Lions	P	0	0	0	0.0	0.0	0	0	1	0	0	0	0	0	0	0	0	0	0	0	0	0	0	W	34-20
11/16	at Bears	P	2	2	0	1.0	9.0	1	9	3	0	0	0	0	0	0	0	0	0	0	0	0	0	0	W	19-13
11/22	Cowboys	P	1	1	0	0.0	0.0	0	0	0	0	0	0	0	0	0	0	0	0	0	0	0	0	0	L	28-31
11/29	Panthers	P	1	0	1	0.0	0.0	0	0	1	0	0	0	0	1	0	0	0	0	0	0	0	0	0	W	28-27
12/06	Jaguars		ON INACTIVE LIST																				W	27-24+		
12/13	at Buccaneers	P	2	1	1	0.0	0.0	1	3	0	0	0	0	0	0	0	0	0	0	0	0	0	0	0	L	14-26
12/20	Bears	P	5	2	3	0.0	0.0	0	0	0	0	0	0	0	0	0	0	0	0	0	0	0	0	0	L	27-33
12/25	at Saints	S	2	1	1	0.0	0.0	0	0	1	0	0	0	0	0	0	0	0	0	0	0	0	0	0	L	33-52
01/03	at Lions	S	3	2	1	0.0	0.0	0	0	0	0	0	0	0	0	0	0	0	0	0	0	0	0	0	W	37-35
2020 TOTALS	14-2		24	16	8	3.0	16.0	5	40	9	0	0	0	0	1	1	0	0	0	0	0	0	0	0	7-9	

+ - Overtime

2022 GAME-BY-GAME POSTSEASON STATISTICS (VIKINGS)

DATE	OPPONENT	P/S	TACKLES							INTERCEPTIONS					O. FUMB				ST				MISC			SCORE	
			TK	S	A	SK	YDS	TFL	YDS	QBH	NO	YDS	LG	TD	PD	FF	FR	TD	YDS	TK	S	A	FF	FR	S		A
01/15	Giants	P	2	1	1	0.0	0.0	0	0	0	0	0	0	0	0	0	0	0	0	0	0	0	0	0	0	L	24-31
2022 TOTALS			1-0	2	1	1	0.0	0.0	0	0	0	0	0	0	0	0	0	0	0	0	0	0	0	0	0	0-1	



RYAN WRIGHT



14

PUNTER

Ht: 6-3

DOB: 6-1-00

Vikings Season: 2

Acquired: UDFA '22

Wt: 245

College: Tulane

NFL Season: 2

2023 GP/GS

2/0

CAREER GP/GS

19/0

PLAYOFF GP/GS

1/0

KEY TRANSACTIONS

- Signed with the Minnesota Vikings as an undrafted free agent on 5/1/22.

OFF THE FIELD

- Has one younger sister, Mackenzie.
- Management and marketing major.

HONORS

- NFC Special Teams Player of the Week (Week 6, 2022).

CAREER NOTES

2023 | MINNESOTA VIKINGS

- Against the Eagles (9/14), punted the ball three times, averaging 52.3 yards per punt and downing two punts inside the 20.
- Made his season debut against Tampa Bay (9/10).
- Punted the ball five times in Week 1, averaging 51.4 yards per punt, the second-highest punting average by a Viking during a season opener.

2022 | MINNESOTA VIKINGS

- Recorded a career-high 58 yard punt in Week 2 at Philadelphia.
- Completed first fake punt pass to Jalen Nailor for the Vikings since December 2, 2007 (Chris Kluwe 27 yd pass to Jeff Dugan).
- Named NFC Special Teams Player of the Week (10/16 at Miami). Punted 10 times for 441 yards for a gross average of 44.1 and a net average of 43.9 in Week 6 at Miami. Wright also booted a 73-yard punt, marking the seventh longest in franchise history.
- Recorded five punts for 233 yards (46.6) and a net average of 44.0.
- Punted the ball six times in Week 9 at Washington for a gross average of 51.7 and a net average of 43.5.
- Punted the ball three times for 153 yards (53.0) and a net average of 37.0 in Week 14 at Detroit.
- Punted the ball five times for 231 yards (46.2) and a net average of 38.5 in Week 15 against the Colts.

COLLEGE - TULANE

- Appeared in 11 games for the Green Wave in 2020, recording 16 punts over 50 yards and 17 inside the 20.
- Appeared in every game for Tulane in 2019. Recorded season-long 61-yard punt against Houston.
- Had 100+ yard game against South Carolina (101) and Ole Miss (117) in 2020.
- Earned Freshman All-America honors from 247Sports.com in 2018.
- Played in all but two games for the Green Wave in 2018, starting as a backup punter but slowly transitioning into the team's top punter.

PREP - CALIFORNIA (CALIF.)

- Played quarterback in high school before moving to punter.

RYAN WRIGHT'S NFL REGULAR SEASON PUNTING STATISTICS

DATE	TEAM	GP	NO.	YDS.	AVG.	OPP. RET.	YDS.	NET YDS.	AVG.	TB	IN20	LG	BK
2023	Vikings	2	8	414	51.8	5	31	383	47.9	0	2	58	0
2022	Vikings	17	73	3,457	47.4	38	293	3,144	42.5	1	32	73	1
NFL TOTALS		19	81	3,871	47.8	43	324	3,527	43.0	1	34	73	1

RYAN WRIGHT'S NFL POSTSEASON PUNTING STATISTICS

DATE	TEAM	GP	NO.	YDS.	AVG.	OPP. RET.	YDS.	NET YDS.	AVG.	TB	IN20	LG	BK
2022	Vikings	1	3	164	54.7	2	17	147	49.0	0	2	61	0
NFL TOTALS		1	3	164	54.7	2	17	147	49.0	0	2	61	0

SINGLE-GAME HIGHS: PUNTER

Punts	10 at MIA, Oct 16, 2022	Net Punting Avg	51.7 at PHI, Sep 14, 2023
Gross Punting Yards	441 at MIA, Oct 16, 2022	Longest Punts	73 at MIA, Oct 16, 2022
Gross Punting Avg	53.0 at DET, Dec 11, 2022	Inside the 20	6 at MIA, Oct 16, 2022
Net Punting Yards	439 at MIA, Oct 16, 2022		

2023 GAME-BY-GAME REGULAR-SEASON STATISTICS (VIKINGS)

DATE	OPPONENT		NO.	YDS.	AVG.	OPP. RET.	YDS.	NET YDS.	AVG.	TB	IN20	LG	BK	W/L	SCORE
09/10	Buccaneers	P	5	257	51.4	4	29	228	45.6	0	0	58	0	L	17-20
09/14	at Eagles	P	3	157	52.3	1	2	155	51.7	0	2	57	0	L	28-34
2023 TOTALS		2	8	414	51.8	5	31	383	47.9	0	2	58	0	0-2	

2022 GAME-BY-GAME REGULAR-SEASON STATISTICS (VIKINGS)

DATE	OPPONENT		NO.	YDS.	AVG.	OPP. RET.	YDS.	NET YDS.	AVG	TB	IN20	LG	BK	W/L	SCORE
09/11	Packers	P	5	232	46.4	1	12	220	44.0	0	3	56	0	W	23-7
09/19	at Eagles	P	5	246	49.2	3	14	232	46.4	0	3	58	0	L	7-24
09/25	Lions	P	3	156	52.0	2	23	133	44.3	0	1	58	0	W	28-24
10/02	at Saints	P	3	126	42.0	1	2	124	41.3	0	2	51	0	W	28-25
10/09	Bears	P	1	15	15.0	0	0	15	15.0	0	0	15	0	W	29-22
10/16	at Dolphins	P	10	441	44.1	3	2	439	43.9	0	6	73	0	W	24-16
10/30	Cardinals	P	5	233	46.6	3	13	220	44.0	0	2	58	0	W	34-26
11/06	at Commanders	P	6	310	51.7	5	41	269	44.8	0	2	61	0	W	20-17
11/13	at Bills	P	3	149	49.7	3	25	124	41.3	0	0	59	0	W	33-30+
11/20	Cowboys	P	7	338	48.3	4	34	304	43.4	0	4	58	0	L	3-40
11/24	Patriots	P	3	158	52.7	2	11	147	49.0	0	3	59	0	W	33-26
12/04	Jets	P	6	292	48.7	3	37	255	42.5	0	2	63	0	W	27-22
12/11	at Lions	P	3	159	53.0	2	48	111	37.0	0	1	64	0	L	23-34
12/17	Colts	P	5	231	46.2	1	0	231	38.5	0	2	63	1	W	39-36+
12/24	Giants	P	5	241	48.2	2	8	213	42.6	1	1	57	0	W	27-24
01/01	at Packers	P	2	95	47.5	2	25	70	35.0	0	0	55	0	L	17-41
01/08	at Bears	P	1	35	35.0	1	-2	37	37.0	0	0	35	0	W	29-13
2022 TOTALS			17	73	3,457	47.4	38	293	3,144	42.5	1	32	73	1	13-4

+ - Overtime

2022 GAME-BY-GAME POSTSEASON STATISTICS (VIKINGS)

DATE	OPPONENT		NO.	YDS.	AVG.	OPP. RET.	YDS.	NET YDS.	AVG	TB	IN20	LG	BK	W/L	SCORE
01/15	Giants	P	3	164	54.7	2	17	147	49.0	0	2	61	0	L	24-31
2022 TOTALS			1	3	164	54.7	2	17	147	49.0	0	2	61	0	0-1



RECORDS & HISTORY

2023 MINNESOTA VIKINGS

ATTENDANCE RECORDS

TOTAL ATTENDANCE

YEAR	HOME	AVERAGE	AWAY	PRESEASON	POST SEASON	TOTAL
1961	242,102 (7)	34,586	271,056 (7)	82,683 (5)	N/A	595,841
1962	226,535 (7)	32,362	267,674 (7)	103,588 (5)	N/A	597,797
1963	230,843 (7)	32,978	303,946 (7)	140,321 (5)	N/A	675,110
1964	274,026 (7)	39,147	341,973 (7)	110,438 (5)	N/A	726,437
1965	321,119 (7)	45,874	352,378 (7)	158,541 (5)	N/A	832,038
1966	315,837 (7)	45,120	331,515 (7)	241,728 (5)	N/A	889,080
1967	304,901 (7)	43,557	331,903 (7)	224,182 (5)	N/A	860,986
1968	328,072 (7)	46,867	359,484 (7)	155,591 (5)	83,199 (2)	926,346
1969	342,570 (7)	48,939	397,616 (7)	225,513 (6)	176,362 (3)	1,142,061
1970	335,300 (7)	47,900	360,221 (7)	285,659 (6)	46,050 (1)	1,027,230
1971	344,720 (7)	49,246	431,452 (7)	266,156 (6)	49,100 (1)	1,091,428
1972	344,720 (7)	49,245	407,582 (7)	281,687 (5)	N/A	1,033,989
1973	337,637 (7)	48,234	406,216 (7)	265,436 (5)	174,823 (3)	1,184,112
1974	337,523 (7)	48,217	436,717 (7)	227,435 (5)	173,027 (3)	1,174,702
1975	339,089 (7)	48,441	443,906 (7)	263,206 (6)	46,425 (1)	1,092,626
1976	325,745 (7)	46,535	404,705 (7)	259,551 (6)	197,850 (3)	1,187,851
1977	323,571 (7)	46,224	421,116 (7)	278,422 (6)	124,506 (2)	1,147,615
1978	353,497 (8)	44,187	472,664 (8)	178,682 (4)	69,631 (1)	1,074,474
1979	359,781 (8)	44,973	464,373 (8)	195,286 (4)	N/A	1,019,440
1980	367,259 (8)	45,907	428,831 (8)	168,436 (4)	68,434 (1)	1,032,960
1981	361,200 (8)	45,150	479,160 (8)	192,876 (4)	N/A	1,033,236
1982	285,824 (5)	57,165	241,213 (4)	264,271 (5)	115,153 (2)	906,461
1983	466,264 (8)	58,283	468,406 (8)	202,745 (4)	N/A	1,137,415
1984	444,399 (8)	55,534	456,682 (8)	193,303 (4)	N/A	1,094,384
1985	453,701 (8)	56,713	394,985 (8)	223,951 (4)	N/A	1,072,637
1986	463,555 (8)	57,944	396,168 (8)	221,757 (4)	N/A	1,081,480
1987	403,095 (8)	50,387	306,445 (7)	225,608 (4)	185,886 (3)	1,121,034
1988	463,181 (8)	57,898	462,499 (8)	177,631 (4)	119,514 (2)	1,222,825
1989	463,496 (8)	57,936	493,423 (8)	208,695 (4)	64,585 (1)	1,230,199
1990	452,064 (8)	56,508	506,596 (8)	200,023 (4)	N/A	1,158,683
1991	410,942 (8)	51,368	436,581 (8)	206,195 (4)	N/A	1,053,718
1992	453,214 (8)	56,652	454,059 (8)	186,365 (4)	57,353 (1)	1,150,991
1993	458,424 (8)	57,303	440,870 (8)	284,074 (5)	75,089 (1)	1,258,457
1994	474,744 (8)	59,343	506,678 (8)	247,114 (5)	60,347 (1)	1,288,883
1995	451,800 (8)	56,475	462,368 (8)	188,830 (4)	N/A	1,102,998
1996	449,940 (8)	56,243	404,460 (8)	161,990 (4)	64,682 (1)	1,081,072
1997	464,834 (8)	58,104	513,269 (8)	172,755 (5)	142,728 (2)	1,351,690
1998	510,741 (8)	63,843	491,291 (8)	241,802 (4)	127,820 (2)	1,371,654
1999	513,051 (8)	64,131	570,672 (8)	275,001 (4)	130,250 (2)	1,488,974
2000	513,322 (8)	64,165	515,910 (8)	222,150 (4)	143,191 (2)	1,394,573
2001	513,344 (8)	64,186	532,346 (8)	234,482 (4)	N/A	1,280,172
2002	512,517 (8)	64,065	533,211 (8)	230,466 (4)	N/A	1,276,194
2003	513,437 (8)	64,180	503,860 (8)	239,888 (4)	N/A	1,257,185
2004	512,969 (8)	64,121	532,986 (8)	248,439 (4)	138,799 (2)	1,433,193
2005	511,960 (8)	64,031	511,828 (8)	267,980 (4)	N/A	1,291,768
2006	509,743 (8)	63,718	565,622 (8)	244,647 (4)	N/A	1,320,012
2007	506,046 (8)	63,256	559,085 (8)	268,178 (4)	N/A	1,333,309
2008	506,136 (8)	63,267	517,640 (8)	256,001 (4)	61,746 (1)	1,341,523
2009	510,203 (8)	63,775	523,920 (8)	260,791 (4)	134,823 (2)	1,429,737
2010	470,009	58,751	559,788 (8)	237,411 (4)	N/A	1,267,208
2011	502,529 (8)	62,812	540,056 (8)	259,690 (4)	N/A	1,302,275
2012	485,802 (8)	60,725	533,900 (8)	253,799 (4)	71,548 (1)	1,345,049
2013	531,653 (8)	66,457	567,898 (8)	254,805 (4)	N/A	1,420,813
2014	417,906 (8)	52,238	522,517 (8)	246,100 (4)	N/A	1,186,523
2015	419,440 (8)	52,430	538,576 (8)	271,006 (5)	52,090 (1)	1,281,112
2016	534,289 (8)	66,786	550,213 (8)	251,611 (4)	N/A	1,336,113
2017	533,764 (8)	66,721	566,136 (8)	261,969 (4)	136,208 (2)	1,448,077
2018	534,491 (8)	66,811	566,063 (8)	270,298 (4)	N/A	1,370,852
2019	534,804 (8)	66,850	535,234 (8)	264,117 (4)	144,687 (2)	1,478,842
2020	0 (8)	0	33,633 (8)	cancelled	N/A	33,633
2021	533,613 (8)	66,713	584,681 (9)	204,730 (3)	N/A	1,323,024
2022	600,183 (9)	66,687	530,684 (8)	204,364 (3)	66,721 (1)	1,335,231
Total 25,940,542 (474)	54,469	28,054,197 (475)	13,640,449 (270)	3,302,627 (52)		70,810,412

ATTENDANCE RECORDS

LARGEST CROWDS

HOME

Regular Season

83,518 vs. Pittsburgh, 9/29/13
(London; Wembley)

67,157 vs. Green Bay, 12/23/19

66,992 vs. Dallas, 11/20/22

Postseason

66,612 vs. New Orleans, 1/14/18

64,060 vs. Atlanta, 1/17/99

Preseason

66,551 vs. San Francisco, 8/27/17

66,409 vs. Miami, 8/31/17

AWAY

Regular Season

91,188 at Dallas, 11/10/19

90,608 at Washington, 9/11/06

Postseason

103,438 vs. Oakland

(Super Bowl XI in Pasadena), 1/9/77

Preseason

86,082 at Dallas, 8/29/15

SMALLEST CROWDS

HOME

Regular Season

13,911 vs. Green Bay, 10/4/87 (Metrodome)

26,728 vs. LA Rams, 11/25/62

Postseason

44,626 vs. St. Louis, 12/21/74

52,090 vs. Seattle, 1/10/16 (TCF Bank Stadium)

57,353 vs. Washington, 1/2/93

(Metrodome)

Preseason

27,982 vs. LA Rams, 9/10/61

34,367 vs. San Diego, 8/3/96 (Metrodome)

AWAY

Regular Season

12,992 at Dallas 9/24/61

14,167 at Atlanta, 12/15/85

Postseason

22,961 vs. Dallas (at Miami), 1/5/69

54,593 at Washington, 1/15/83

Preseason

4,954 vs. Dallas (at Sioux Falls), 8/5/61

2020 - COVID LIMITED

HOME

Regular Season

0 vs. Green Bay, 9/13/20

0 vs. Tennessee, 9/27/20

0 vs. Atlanta, 10/18/20

0 vs. Detroit, 11/8/20

0 vs. Dallas, 11/22/20

0 vs. Carolina, 11/29/20

0 vs. Jacksonville, 12/6/20

0 vs. Chicago, 12/20/20

AWAY

Regular Season

2,500 at Indianapolis, 9/20/20

12,102 at Houston, 10/4/20

0 at Seattle, 10/11/20

0 at Green Bay, 11/1/20

0 at Chicago, 11/16/20

16,031 at Tampa Bay, 12/13/20

3,000 at New Orleans, 12/25/20

0 at Detroit, 1/3/21

COLDEST GAMES (# DENOTES PLAYOFFS)

-6 vs. Seattle, 1/10/16#
-2 vs. Chicago, 12/3/72
0 vs. Green Bay, 12/10/72
5 vs. Los Angeles, 11/29/64
5 at Cleveland, 12/17/89
9 vs. Chicago, 12/5/70
9 vs. San Francisco, 12/27/70#
10 at Green Bay, 12/23/17
11 vs. Cleveland, 1/4/70#
11 at Green Bay, 12/8/02

WARMEST GAMES

93 at Tampa Bay, 9/14/86
91 at Baltimore, 9/19/65
90 at Los Angeles, 10/3/65
89 at Kansas City, 9/9/90
87 at Miami, 10/2/88

WARMEST GAMES (HOME)

82 vs. St. Louis, 10/6/63
82 vs. Chicago, 10/1/67
82 vs. Atlanta, 9/28/14
79 vs. Denver, 9/11/78

LONGEST GAMES

4:12 vs. Cincinnati, 11/23/86
4:05 vs. Buffalo, 9/15/02 (OT)
4:04 at Tennessee, 12/26/98
4:03 vs. Cleveland, 12/17/89 (OT)
4:01 vs. Indianapolis, 12/17/22 (OT)
4:00 vs. New England, 12/20/91 (OT)

FASTEST TOUCHDOWN TO START A GAME

0:12 at Detroit, 9/30/12- P. Harvin KOR TD
0:12 vs. NY Jets, 12/27/14- G. Hodges INT TD
0:13 at Chicago, 9/15/13- C. Patterson KOR TD
0:13 at Jacksonville, 11/23/08- N. Harris FR TD
0:13 vs. Green Bay, 10/27/13- C. Patterson KOR TD
0:13 vs. New Orleans, 9/25/05- T. Taylor TD REC.

FRANCHISE FIRSTS

Game vs. Chicago, 9/17/61
Win 37-13 vs. Chicago, 9/17/1961
Points Mike Mercer 12 FG
..... vs. Chicago, 9/17/1961
Touchdown Fran Tarkenton to Bob Schnelker
..... 14-yard pass vs. Chicago, 9/17/1961

VIKINGS LEADERS

ALL-TIME CAREER LEADERS

RUSHING

Player	Yards	Att.	Avg.	Long	TD
1. Peterson, Adrian (2007-16)	11,747	2,418	4.9	82t	97
2. Smith, Robert (1993-00)	6,818	1,411	4.8	78t	32
3. Cook, Dalvin (2017-)	5,993	1,282	4.7	75t	47
4. Foreman, Chuck (1973-79)	5,887	1,533	3.8	51	52
5. Brown, Bill (1962-74)	5,757	1,627	3.5	48	52
6. Brown, Ted (1979-86)	4,546	1,117	4.1	60	40
7. Osborn, Dave (1965-75)	4,320	1,172	3.7	73	29
8. Nelson, Darrin (1982-89, '91-92)	4,231	981	4.3	72	18
9. Mason, Tommy (1961-66)	3,252	761	4.3	71	28
10. Bennett, Michael (2001-05)	3,174	713	4.5	85t	12

RECEIVING

Player	No.	Yards	Avg.	Long	TD
1. Carter, Cris (1990-01)	1,004	12,383	12.3	78t	110
2. Moss, Randy (1998-04, '10)	587	9,316	15.9	82t	92
3. Thielen, Adam (2014-22)	534	6,682	12.5	75t	55
4. Jordan, Steve (1982-94)	498	6,307	12.7	68t	28
5. Carter, Anthony (1985-93)	478	7,635	16.0	73t	52
6. Rudolph, Kyle (2011-20)	453	4,488	9.9	47t	48
7. Reed, Jake (1991-99, '01)	413	6,433	15.6	82t	33
8. Rashad, Ahmad (1976-82)	400	5,489	13.7	76t	34
9. White, Sammy (1976-86)	393	6,400	16.3	69t	50
10. Diggs, Stefon (2015-19)	365	4,623	12.7	75t	50

RUSHING-RECEIVING YARDS

Player	Rushing	Receiving	Total
1. Peterson, Adrian (2007-16)	11,747	1,945	13,692
2. Carter, Cris (1990-01)	24	12,383	12,407
3. Moss, Randy (1998-04, '10)	159	9,316	9,475
4. Foreman, Chuck (1973-79)	5,879	3,057	8,936
5. Brown, Bill (1962-74)	5,757	3,177	8,934

PASSER RATING (MIN. 1,500 ATT.)

Player	Att.	Cmp.	Pct.	Yards	TD	Int	Lg	Rtg
1. Cousins, Kirk (2018-)	2,858	1,941	67.9	21,642	159	51	75t	101.3
2. Culpepper, Daunte (1999-05)	2,607	1,678	64.4	20,162	135	86	82t	91.5
3. Johnson, Brad (1992-98, 05-06)	1,670	1,036	62.0	11,098	65	48	82t	82.5
4. Tarkenton, Fran (1961-66, 72-78)	4,569	2,635	57.7	33,098	239	110	89t	80.1

PASSING YARDS & TOUCHDOWNS

Player	Yards	TD	Att.	Cmp.	Pct.
1. Tarkenton, Fran (1961-66, 72-78)	33,098	239	4,569	2,635	57.7
2. Kramer, Tommy (1977-89)	24,775	159	3,648	2,011	55.1
3. Cousins, Kirk (2018-)	21,642	159	2,858	1,941	67.9

SCORING

Player	TD	2 pt.	PAT	FG	Total
1. Cox, Fred (1963-77)	-	-	519	282	1,365
2. Carter, Cris (1990-01)	110	5	-	-	670
3. Longwell, Ryan (2006-11)	-	-	228	135	633
4. Peterson, Adrian (2007-16)	102	1	-	-	614
5. Revez, Fuad (1990-95)	-	-	199	133	598
6. Moss, Randy (1998-04, '10)	93	3	-	-	564
7. Walsh, Blair (2012-16)	-	-	156	133	555
8. Anderson, Gary (1998-02)	-	-	215	109	542
9. Brown, Bill (1962-74)	76	-	-	-	456
10. Foreman, Chuck (1973-79)	75	-	-	-	450

FIELD GOAL PCT. (MIN. 100 MADE)

Player	Att.	Made	Pct.	Long
1. Longwell, Ryan (2006-11)	157	135	86.0	55
2. Anderson, Gary (1998-02)	129	109	84.5	53
3. Walsh, Blair (2012-16)	158	133	84.2	56

PUNTING AVERAGE

Player	No.	Net Avg.	Long	Blk.
1. Jeff Locke (2013-16)	290	38.8	72	1
2. Kluwe, Chris (2005-12)	623	37.2	70	1
3. Newsome, Harry (1990-93)	308	35.1	84	2

INTERCEPTIONS

Player	No.	Yards	Avg.	Long	TD
1. Krause, Paul (1968-79)	53	852	16.1	81	2
2. Bryant, Bobby (1967-80)	51	749	14.7	46t	3
3. Sharockman, Ed (1962-72)	40	804	20.1	47t	3
4. Browner, Joey (1983-91)	37	465	12.6	45	3
5. Smith, Harrison (2012-)	34	498	14.6	81t	4
6. Wright, Nate (1971-80)	31	272	8.5	44	0
7. Lee, Carl (1983-93)	29	350	12.1	58t	2
8t. Turner, John (1979-83, 85, 87)	22	227	10.3	36	1
8t. Thomas, Orlando (1995-01)	22	225	10.2	45t	2
10. Winfield, Antoine (2004-12)	21	227	10.8	56	2

SACKS

Player	No.	Yards
1. Eller, Carl (1964-78)	130.0	1,015
2. Marshall, Jim (1961-79)	127.0	1,026
3. Randle, John (1990-00)	114.0	722
4. Page, Alan (1967-78)	108.0	797
5. Doleman, Chris (1985-93, 99)	96.5	729

TACKLES (DEFENSE ONLY)

Player	Solo	Assist	Total
1. Studwell, Scott (1977-90)	1,266	662	1,928
2. Blair, Matt (1974-85)	944	460	1,404
3. Siemon, Jeff (1972-82)	1,002	373	1,375
4. Greenway, Chad (2006-16)	885	449	1,334
5. Page, Alan (1967-78)	866	252	1,118

SPECIAL TEAMS TACKLES

Player	Solo	Assist	Total
1. Walsh, Cris (1994-02)	114	33	147
2. Morrow, Harold (1996-02)	95	45	140
3. Ashley, Walker Lee (1983-88, 90)	77	43	120
4. Nord, Keith (1979-85)	89	24	113
5. Farwell, Heath (2005-10)	67	46	113

PUNT RETURNS (MIN. 50 RETURNS)

Player	No.	Yards	Avg.	Long	TD
1. Sherels, Marcus (2010-19)	237	2,480	10.5	86t	5
2. Moore, Mewelde (2004-07)	74	768	10.4	71t	2
3. Palmer, David (1994-00)	162	1,610	9.9	74t	2
4. Butler, Bill (1962-64)	55	545	9.9	60t	1
5. Lewis, Leo (1981-91)	194	1,812	9.3	78t	1

KICKOFF RETURNS (MIN. 50 RETURNS)

Player	No.	Yards	Avg.	Long	TD
1. Patterson, Cordarrelle (2013-16)	134	4,075	30.4	109t	5
2. Harvin, Percy (2009-12)	114	3,183	27.9	105t	5
3. West, Charlie (1968-73)	78	1,991	25.5	82	0
4. Rhymes, Buster (1985-87)	62	1,558	25.1	88	0
5. Jones, Clinton (1967-72)	89	2,209	24.8	96t	1

COMBINED YARDAGE

Player	Total Rush Rec.	Punt Ret.	Kick Ret.	Fum. Ret.
1. Peterson, Adrian (2007-16)	14,210/11,747	1,945	-	428
2. Carter, Cris (1990-01)	12,410	24	12,383	-
3. Nelson, Darrin (1982-89, 91-92)	10,365	4,231	2,202	313
4. Moss, Randy (1998-04, '10)	9,670	159	9,316	162
5. Brown, Bill (1962-74)	9,237	5,757	3,177	0

VIKINGS LEADERS

VIKINGS SINGLE SEASON LEADERS

RUSHING

Player	Yards	Att.	Avg.	Long	TD
1. Peterson, Adrian (2012)	2,097	348	6.0	82t	12
2. Peterson, Adrian (2008)	1,760	363	4.8	67t	10
3. Cook, Dalvin (2020)	1,557	312	5.0	70t	16
4. Smith, Robert (2000)	1,521	295	5.1	72t	7
5. Peterson, Adrian (2015)	1,485	327	4.5	80t	11
6. Peterson, Adrian (2009)	1,383	314	4.4	64t	18
7. Peterson, Adrian (2007)	1,341	238	5.6	73t	12
8. Peterson, Adrian (2010)	1,298	283	4.6	80t	12
9. Bennett, Michael (2002)	1,296	255	5.0	85t	5
10t. Peterson, Adrian (2013)	1,266	279	4.5	78t	10
10t. Smith, Robert (1997)	1,266	232	5.4	78t	6

RECEPTIONS

Player	No.	Yards	Avg.	Long	TD
1. Jefferson, Justin (2022)	128	1,809	14.1	64	8
2. Carter, Cris (1995)	122	1,371	11.2	60t	11
3. Carter, Cris (1994)	122	1,256	10.3	65t	7
4. Thielen, Adam (2018)	113	1,373	12.2	68	9
5. Moss, Randy (2003)	111	1,632	14.7	72	17
6. Jefferson, Justin (2021)	108	1,616	15.0	56	10
7. Moss, Randy (2002)	106	1,347	12.7	60	7
8. Diggs, Stefon (2018)	102	1,021	10.0	75t	9
9. Carter, Cris (2000)	96	1,274	13.3	53	9
10. Carter, Cris (1996)	96	1,163	12.1	43t	10

RECEIVING YARDS

Player	Yards	No.	Avg.	Long	TD
1. Jefferson, Justin (2022)	1,809	128	14.1	64	8
2. Moss, Randy (2003)	1,632	111	14.7	72	17
3. Jefferson, Justin (2021)	1,616	108	15.0	56	10
4. Moss, Randy (2000)	1,437	77	18.7	78t	15
5. Moss, Randy (1999)	1,413	80	17.7	67t	11
6. Jefferson, Justin (2020)	1,400	88	15.9	71t	7
7. Thielen, Adam (2018)	1,373	113	12.2	68	9
8. Carter, Cris (1995)	1,371	122	11.2	60t	11
9. Moss, Randy (2002)	1,347	106	12.7	60	7
10. Reed, Jake (1996)	1,320	72	18.3	82t	7

RUSHING-RECEIVING YARDS

Player	Rushing	Receiving	Total
1. Peterson, Adrian (2012)	2,097	217	2,314
2. Cook, Dalvin (2020)	1,557	361	1,918
3. Peterson, Adrian (2008)	1,760	125	1,885
4. Smith, Robert (2000)	1,521	348	1,869
5. Justin Jefferson (2022)	24	1,809	1,833

PASSER RATING

Player	Att.	Cmp.	Pct.	Yards	TD	Int	Lg	Rtg
1. Culpepper, Daunte (2004)	548	379	69.2	4,717	39	11	82t	110.9
2. Cousins, Kirk (2019)	444	307	69.1	3,603	26	6	66	107.4
3. Favre, Brett (2009)	531	363	68.4	4,202	33	7	63	107.2
4. Cunningham, Randall (1998)	425	259	60.9	3,704	34	10	67t	106.0

PASSING YARDS

Player	Yards	Att.	Cmp.	Pct.	TD	Int	Lg	Rtg
1. Culpepper, Daunte (2004)	4,717	548	379	69.2	39	11	82t	110.9
2. Cousins, Kirk (2022)	4,322	623	407	65.3	28	14	64t	91.0
3. Cousins, Kirk (2018)	4,298	606	425	70.1	30	10	75t	99.7
4. Cousins, Kirk (2020)	4,265	516	349	67.6	35	13	71t	105.0

PASSING TOUCHDOWNS

Player	TD	Att.	Cmp.	Pct.	Yards	Int	Rtg
1. Culpepper, Daunte (2004)	39	548	379	69.2	4,717	11	110.9
2. Cousins, Kirk (2020)	35	516	349	67.6	4,265	13	105.0
3. Cunningham, Randall (1998)	34	425	259	60.9	3,704	10	106.0
4t. Moon, Warren (1995)	33	606	377	62.2	4,228	14	91.5

4t. Culpepper, Daunte (2000)	33	474	297	62.7	3,937	16	98.0
4t. Favre, Brett (2009)	33	531	363	68.4	4,202	7	107.2

SCORING

Player	TD	2 pt.	PAT	FG	Total
1. Anderson, Gary (1998)	-	-	59	35	164
2. Walsh, Blair (2012)	-	-	36	35	141
3. Walsh, Blair (2015)	-	-	33	34	135

FIELD GOAL PCT. (AT LEAST 1 ATT. PER GAME)

Player	Att.	Made	Pct.	Long
1. Anderson, Gary (1998)	35	35	100.0	53
2. Anderson, Gary (2000)	22	23	95.7	49
3. Longwell, Ryan (2010)	18	17	94.4	48

PUNTING AVERAGE (AT LEAST 2.5 PUNTS PER GAME)

Player	No.	Net Avg.	Long	Blk.
1. Colquitt, Britton (2019)	62	42.6	59	0
2. Wright, Ryan (2022)	73	42.5	73	0
3. Walden, Bobby (1964)	72	41.8	73	0

INTERCEPTIONS

Player	No.	Yards	Avg.	Long	TD
1. Krause, Paul (1975)	10	201	20.1	81	0
2t. Russell, Brian (2003)	9	185	20.6	50	0
2t. Sharper, Darren (2005)	9	276	30.7	92t	2
2t. Thomas, Orlando (1995)	9	108	12.0	45t	1
5t. Bryant, Bobby (1969)	8	97	12.1	56	0
5t. Chavous, Corey (2003)	8	143	17.9	39	1
5t. Holt, Issiac (1986)	8	54	6.8	27	0
5t. Lee, Carl (1988)	8	118	14.8	58t	2
5t. McMillian, Audray (1992)	8	157	19.6	51t	2

SACKS

Player	No.	Yards
1. Allen, Jared (2011)	22.0	150
2. Doleman, Chris (1989)	21.0	196
3t. Millard, Keith (1989)	18.0	108
3t. Page, Alan (1976)	18.0	126
5. Randle, John (1997)	15.5	108

TACKLES (DEFENSE ONLY)

Player	Solo	Asst.	Total
1. Studwell, Scott (1981)	156	74	230
2. Siemon, Jeff (1978)	170	59	229
3. Blair, Matt (1981)	146	74	220
4. Studwell, Scott (1983)	132	83	215
5. Studwell, Scott (1984)	142	71	213

SPECIAL TEAMS TACKLES

Player	Solo	Asst.	Total
1. Browner, Joey (1983)	23	15	38
2. Allen, Nate (1977)	24	11	35
3. Farwell, Heath (2007)	19	13	32
4. Morrow, Harold (1997)	22	10	32
5t. Dillon, Terry (1963)	23	6	29
5t. Griffith, Robert (1995)	21	8	29
5t. Nelson, Jim (2000)	18	11	29

PUNT RETURNS (MIN. 20 RETURNS)

Player	No.	Yards	Avg.	Long	TD
1. Sherels, Marcus (2013)	22	335	15.2	86t	1
2. Sherels, Marcus (2016)	21	292	13.9	79t	2
3. Palmer, David (1995)	26	342	13.2	74t	1
4. Palmer, David (1997)	34	444	13.1	57	0
5. Lewis, Leo (1987)	22	275	12.5	78t	1

KICKOFF RETURNS (MIN. 20 RETURNS)

Player	No.	Yards	Avg.	Long	TD
1. Patterson, Cordarrelle (2013)	43	1,393	32.4	109t	2
2. Patterson, Cordarrelle (2015)	32	1,019	31.8	101t	2
3. Patterson, Cordarrelle (2016)	25	792	31.7	104t	1

VIKINGS LEADERS

4. Allison, Aundrae (2007)	20	574	28.7	104t	1
5. Harvin, Percy (2009)	42	1,156	27.5	101t	2

COMBINED YARDAGE

Player	Total Rush Rec.	Punt Ret.	Kick Ret.
1. Peterson, Adrian (2012)	2,314/2,097	217	-
2. Harvin, Percy (2009)	2,081	135	790
3. Walker, Herschel (1990)	2,051	770	315
4. Peterson, Adrian (2007)	2,021	1,341	261
5. Patterson, Cordarrelle (2012)	2,020	158	469

VIKINGS SINGLE GAME LEADERS

RUSHING YARDS

Player, Game	Yards	Att.	Avg.	Long	TD
1. Peterson, Adrian, 11/4/07, vs. S.D.	296	30	9.8	64t	3
2. Peterson, Adrian, 10/14/07, at Chi.	224	20	11.2	73t	3
3. Peterson, Adrian, 12/16/12, at STL	212	24	8.8	82t	1
4. Peterson, Adrian, 12/1/13, vs. Chi.	211	35	6.0	23	0
5. Peterson, Adrian, 12/2/12, at G.B.	210	21	10.0	82t	1
6. Cook, Dalvin, 11/8/20, vs. Det.	206	22	9.4	70t	2
7. Cook, Dalvin, 12/9/21, vs. Pit.	205	27	7.6	30	2
8. Peterson, Adrian, 11/15/15, at Oak.	203	26	7.8	80t	1
9. Foreman, Chuck, 10/24/76, at Phi.	200	28	7.14	46	2
10. Peterson, Adrian, 12/30/12, vs. G.B.	199	34	5.8	28	1

RECEPTIONS

Player, Game	No.	Yards	Avg.	Long	TD
1. Young, Rickey, 12/16/79, at N.E.	15	116	7.7	17	1
2t. Thielen, Adam, 9/23/18, vs. Buff.	14	105	7.5	19	0
2t. Carter, Cris, 10/2/94, at Ariz.	14	167	11.9	29	0
3t. Diggs, Stefon, 11/6/16, vs. Det.	13	80	6.2	12	0
3t. Diggs, Stefon, 11/13/16, at Wash.	13	164	12.6	36	0
3t. Diggs, Stefon, 11/18/18, at Chi.	13	126	9.7	25	1

RECEIVING YARDS

Player, Game	No.	Yards	Avg.	Long	TD
1. Jefferson, Justin, 12/11/22 at Det.	11	223	20.3	47	0
2. White, Sammy, 11/7/76, vs. Det.	7	210	30.0	52	2
3. Moss, Randy, 11/14/99, at Chi.	12	204	17.0	44	0
4t. Thielen, Adam, 12/24/16, at G.B.	12	202	16.8	71t	2
4t. Flatley, Paul, 10/24/65, at S.F.	7	202	28.9	58t	2
6. Rice, Sidney, 11/15/09, vs. Det.	7	201	28.7	56	0
7. Jefferson, Justin, 9/11/22, vs. G.B.	10	193	19.3	46	1
8. Moss, Randy, 10/5/98, at G.B.	5	190	38.0	52t	2
9. Carter, Anthony, 11/6/88, vs. Det.	8	188	23.5	40	0
10t. Carter, Anthony, 11/26/87, at Dal.	8	184	23.0	51	2
10t. Jefferson, Justin, 9/11/22, vs. G.B.	9	184	20.4	64	2

RUSHING-RECEIVING YARDS

Player, Game	Rushing	Receiving	Total
1. Peterson, Adrian, 11/4/07, vs. S.D.	296	19	315
2. Foreman, Chuck, 10/24/76, at Phi.	200	65	265
3. Nelson, Darrin, 11/13/83, vs. G.B.	119	137	256
4. Cook, Dalvin, 11/8/20, vs. Det.	206	46	252
5. Peterson, Adrian, 10/14/07, at Chi.	224	9	233

PASSER RATING (MIN. 20 ATTEMPTS)

Player, Game	Att	Cmp	Pct	Yds	TD	Int	Rtg
1. Frerotte, Gus, 9/28/03, vs. S.F.	21	16	76.2	267	4	0	157.2
2. Bridgewater, Teddy, 12/20/15, vs. Chi.	20	17	85.0	231	4	0	154.4
3. Tarkenton, Fran, 10/13/74, vs. Hou.	24	18	75.0	274	3	0	151.7

PASSING YARDS

Player, Game	Yds	Att	Cmp	Pct	TD	Int	Rtg
1. Kramer, Tommy, 11/2/86, @ Was.	490	35	20	57.1	4	1	128.0
2. Cousins, Kirk, 12/17/22, vs. Ind. (OT)	460	54	34	62.9	4	2	99.3
3. Kramer, Tommy, 12/14/80, vs. Clev.	456	49	38	77.5	4	0	132.7

PASSING TOUCHDOWNS

Player, Game	TDs	Att	Cmp	Pct	Yds	Int	Rtg
1. Kapp, Joe, 9/28/69, vs. Balt.	7	43	28	65.1	449	1	129.7

2. Kramer, Tommy, 9/28/86, vs. G.B.	6	25	16	64.0	241	0	135.2
-------------------------------------	---	----	----	------	-----	---	-------

SCORING

Player, Game	TDs	2 pt.	PAT	FG	Total
1t. Foreman, Chuck, 12/20/75, at Buf.	4	-	-	-	24
1t. Rashad, Ahmad, 9/2/79, vs. SF	4	-	-	-	24
1t. Cook, Dalvin, 11/1/20, at G.B.	4	-	-	-	24
4. Karlis, Rich, 11/5/89, vs. LA Rams	-	-	-	7	21
5t. Moss, Randy, 11/26/98, at Dal.	3	1	-	-	20
5t. Anderson, Gary, 12/13/98, at Balt.	-	-	2	6	20
5t. Asiata, Matt, 11/2/14, vs. Was.	3	1	-	-	20

FIELD GOALS MADE

Player, Game	Att.	Made	Pct.	Long
1. Karlis, Rich, 11/5/89, vs. LA Rams	7	7	100.0	40
2t. Anderson, Gary, 12/13/98, at Balt.	6	6	100.0	46
2t. Forbath, Kai, 10/22/17, vs. Balt.	6	6	100.0	46

PUNTING AVERAGE (MIN. 4 PUNTS)

Player, Game	No.	Net	Long	In20
1. Wile, Matt, 12/30/18, vs. Chi.	5	51.8	65	2
2. Berger, Mitch, 11/15/98, vs. Cin.	4	48.3	66	2
3. Locke, Jeff, 11/24/16, at Det.	4	48.0	57	3
4. Kluwe, Chris, 10/9/11, vs. Ariz.	4	47.5	51	2

INTERCEPTIONS

Player, Game	No.	Yds	Avg.	Long	TD
1t. Winston, Roy, 10/25/64, at SF	3	24	8.0	15	0
1t. Mackbee, Earsell, 10/26/69, vs. Det.	3	22	7.3	22	0
1t. Bryant, Bobby, 11/9/69, vs. Cle.	3	62	20.7	56	0
1t. Sharockman, Ed, 12/13/70, at BPA	3	28	9.3	6	0
1t. Bryant, Bobby, 12/8/73, at G.B.	3	86	28.7	46	1
1t. Turner, John, 10/12/80, vs. Chi.	3	3	3.0	10	0
1t. Teal, Willie, 11/28/82, vs. Chi.	3	13	4.3	13	0
1t. Scott, Todd, 9/27/92, at Cin.	3	15	5.0	11	0
1t. McMillian, Audray, 11/22/92, vs. Cle.	3	73	24.3	35	0
1t. Glenn, Vencie, 12/27/92, vs. G.B.	3	55	18.3	39	0
1t. Del Rio, Jack, 12/5/93, at Det.	3	3	1.0	3	0
1t. Williams, Brian, 11/23/03, vs. Det.	3	71	23.7	42t	1
1t. Sharper, Darren, 11/13/05, at NYG	3	123	41.0	92t	1

SACKS

Player, Game	No.	Yds
1. Holloway, Randy, 9/16/84, vs. Atl.	5.0	37
2. Allen, Jared, 10/5/09, vs. G.B.	4.5	19.5
3t. Doleman, Chris, 12/25/89, vs. Cin.	4.0	33.5
3t. Martin, Doug, 10/23/83, at G.B.	4.0	32
3t. Millard, Keith, 9/25/88, vs. Phi.	4.0	21
3t. Williams, Kevin, 10/12/08, vs. Det.	4.0	28
8t. Allen, Jared, 1/1/12, vs. Chi.	3.5	19.5
8t. Randle, John, 9/22/96, vs. G.B.	3.5	21.5
8t. Robison, Brian, 10/21/12, vs. Ari.	3.5	18
8t. Hunter, Danielle, 11/4/18, vs. Det.	3.5	14.5

TACKLES (DEFENSE ONLY)

Player, Game	Solo.	Asst.	Total
1. Studwell, Scott, 11/17/85, at Det.	16	8	24
2. Greenway, Chad, 11/20/11, vs. Oak.	12	10	22
3t. Studwell, Scott, 9/24/89, at Pit.	11	10	21
3t. McDaniel, Ed, 9/4/94, at G.B.	15	6	21
5t. Studwell, Scott, 10/2/83, vs. Dal.	10	10	20
5t. Studwell, Scott, 12/8/84, at SF	16	4	20
5t. Blair, Matt, 11/13/83, vs. G.B.	9	11	20
5t. Browner, Joey, 10/27/85, at Chi.	15	5	20
9. Del Rio, Jack, 12/1/94, vs. Chi.	11	8	19
10t. Many tied w/ 18 total tackles			

SPECIAL TEAMS TACKLES

Player, Game	Solo.	Asst.	Total
1. Farwell, Heath, 11/25/07, at NYG	7	0	7
2. Henderson, Wymon, 11/6/88, vs. Det.	6	0	6

VIKINGS LEADERS

PUNT RETURNS (MIN. 3 RETURNS)

Player, Game	No.	Yds	Avg.	Long	TD
1. West, Charlie, 11/3/68, vs. Was.	3	107	35.6	98t	1
2. Sherels, Marcus, 10/21/13, at NYG	4	119	29.8	86t	1
3. Moore, Mewelde, 11/13/05, at NYG	3	87	29.0	71	0

KICKOFF RETURNS (MIN. 3 RETURNS)

Player, Game	No.	Yds	Avg.	Long	TD
1. Patterson, Cordarrelle, 9/15/13, at Chi.	3	149	49.7	105t	1
2. Allison, Aundrae, 12/2/07, vs. Det.	3	144	47.7	104t	1
3. Patterson, Cordarrelle, 10/27/13 vs. G.B.	5	228	45.6	109t	1

COMBINED YARDAGE

Player, Game	TotalRushRec.	Kick Ret.
1. Peterson, Adrian, 10/14/07, at Chi.	361 224 9	128
2. Peterson, Adrian, 11/4/07, vs. S.D.	315 296 19	-
3. Nelson, Darrin, 11/13/83, vs. G.B.	278 119 137	22

YEARLY LEADERS

RUSHING

Year	Player	Att	Yds	Avg	Lg	TD	Rank (NFL/NFC)
1961	McElhenny, Hugh	120	570	4.8	41	3	15
1962	Mason, Tommy	167	740	4.4	71	2	10
1963	Mason, Tommy	166	763	4.6	70t	7	5
1964	Brown, Bill	226	866	3.8	48	7	4
1965	Brown, Bill	160	699	4.5	40	6	6
1966	Brown, Bill	251	829	3.3	33t	6	4
1967	Osborn, Dave	215	972	4.5	73t	2	2
1968	Brown, Bill	222	805	3.6	32	11	8
1969	Osborn, Dave	186	643	3.5	58t	7	10
1970	Osborn, Dave	207	681	3.2	16	5	13T/8
1971	Jones, Clinton	180	675	3.7	73t	4	20/10
1972	Reed, Oscar	151	639	4.2	43	2	26/12
1973	*Foreman, Chuck	182	801	4.4	50t	4	18/9
1974	Foreman, Chuck	199	777	3.9	32	9	11/4
1975	Foreman, Chuck	280	1,070	3.8	31t	13	5/2
1976	Foreman, Chuck	278	1,155	4.1	46	13	6/4
1977	Foreman, Chuck	270	1,112	4.1	51	6	6/3
1978	Foreman, Chuck	237	749	3.2	21	5	22/8
1979	Young, Rickey	188	708	2.8	23t	3	22T/10T
1980	Brown, Ted	219	912	4.2	55t	8	10/7
1981	Brown, Ted	274	1,063	3.9	34	6	15/9
1982	Brown, Ted	120	515	4.3	30	1	19T/9T
1983	Nelson, Darrin	154	642	4.2	56t	1	31/16
1984	*Anderson, Alfred	201	773	3.8	23	2	20/12
1985	Nelson, Darrin	200	893	4.5	37	5	19/11
1986	Nelson, Darrin	191	793	4.2	42	4	16/10
1987	Nelson, Darrin	131	642	4.9	72	2	16/8
1988	Nelson, Darrin	112	380	3.4	27	1	53/23
1989	Walker, Herschel	169	669	4.0	47	5	20/10
1990	Walker, Herschel	184	770	4.2	58t	5	19/9
1991	Walker, Herschel	198	825	4.2	71t	10	11/5
1992	Allen, Terry	266	1,201	4.5	51	13	6/3
1993	Graham, Scottie	118	488	4.1	31	3	34/16
1994	Allen, Terry	255	1,031	4.0	45	8	8/4
1995	Smith, Robert	139	632	4.5	58t	5	30/15
1996	Smith, Robert	162	692	4.3	57	3	24/10
1997	Smith, Robert	232	1,266	5.5	78t	6	7/3
1998	Smith, Robert	249	1,187	4.8	74t	6	11/5
1999	Smith, Robert	221	1,015	4.6	70t	2	14/7
2000	Smith, Robert	295	1,521	5.2	72t	7	2/1
2001	*Bennett, Michael	172	682	4.0	31t	2	27/13
2002	Bennett, Michael	255	1,296	5.1	85t	5	11/3
2003	Williams, Moe	174	745	4.3	61	5	27/14
2004	Smith, Onterio	124	544	4.4	38	2	36/18
2005	Moore, Mewelde	155	662	4.3	33	1	29/11
2006	Taylor, Chester	303	1,216	4.0	95t	6	9/5
2007	*Peterson, Adrian	238	1,341	5.6	73t	12	2/1

2008	Peterson, Adrian	363	1,760	4.8	67t	10	1/1
2009	Peterson, Adrian	314	1,383	4.4	64t	18	5/2
2010	Peterson, Adrian	283	1,298	4.6	80t	12	6/2
2011	Peterson, Adrian	208	970	4.7	54	12	18/8
2012	Peterson, Adrian	348	2,097	6.0	82t	12	1/1
2013	Peterson, Adrian	279	1,266	4.5	78t	10	5/4
2014	Asiata, Matt	164	570	3.5	19	9	32/18
2015	Peterson, Adrian	327	1,485	4.5	80t	11	1/1
2016	McKinnon, Jerick	159	539	3.4	36	2	33/15
2017	Murray, Latavius	216	842	3.9	46	8	20/8
2018	Cook, Dalvin	133	615	4.6	70	2	32/16
2019	Cook, Dalvin	250	1,135	4.5	75t	13	10/4
2020	Cook, Dalvin	312	1,557	5.0	70t	16	2/1
2021	Cook, Dalvin	249	1,159	4.7	66	6	5/1
2022	Cook, Dalvin	264	1,173	4.4	81t	8	6/3
2023							
	* Rookie						

PASSING

Year	Player	Att	Cmp	Pct	Yds	TD	Int	Rtg	Rank (NFL/NFC)
1961	*Tarkenton, F.	280	157	56.1	1,997	18	17	74.7	8
1962	Tarkenton, F.	329	163	49.5	2,595	22	25	66.9	12
1963	Tarkenton, F.	297	170	57.2	2,311	15	15	78.0	6
1964	Tarkenton, F.	306	171	55.9	2,506	22	11	91.8	2
1965	Tarkenton, F.	329	171	52.0	2,609	19	11	83.8	6
1966	Tarkenton, F.	358	192	53.6	2,561	17	16	73.8	6
1967	*Kapp, J.	214	102	47.7	1,386	8	17	48.2	19
1968	Kapp, J.	248	129	52.1	1,695	10	17	58.8	13
1969	Kapp, J.	237	120	50.6	1,726	19	13	78.5	10
1970	Cuzzo, G.	257	128	49.8	1,720	7	10	64.3	20/10
1971	Cuzzo, G.	168	75	44.6	842	6	8	52.2	25T/14
1972	Tarkenton, F.	378	215	56.9	2,651	18	13	80.2	3/3
1973	Tarkenton, F.	274	169	61.7	2,113	15	7	93.2	2/2
1974	Tarkenton, F.	351	199	56.7	2,598	17	12	82.1	7/4
1975	Tarkenton, F.	425	273	64.2	2,994	25	13	91.8	2/1
1976	Tarkenton, F.	412	255	61.8	2,961	17	8	89.3	6/3
1977	Tarkenton, F.	258	155	60.1	1,734	9	14	69.2	9/3
1978	Tarkenton, F.	572	345	60.3	3,468	25	32	68.9	12/4
1979	Kramer, T.	566	315	55.7	3,397	23	24	69.3	17T/6T
1980	Kramer, T.	522	299	57.3	3,582	19	23	72.2	19/9
1981	Kramer, T.	593	322	54.3	3,912	26	24	72.6	18/10
1982	Kramer, T.	308	176	57.1	2,037	15	12	77.3	13T/8
1983	Dils, S.	444	239	53.8	2,840	11	16	66.8	22/11
1984	Kramer, T.	236	124	52.5	1,678	9	10	70.6	23/12
1985	Kramer, T.	506	277	54.7	3,522	19	26	67.8	21/11
1986	Kramer, T.	372	208	55.9	3,000	24	10	92.6	1/1
1987	Wilson, W.	264	140	53.0	2,106	14	13	76.7	16/8
1988	Wilson, W.	332	204	61.4	2,746	15	9	91.5	3/1
1989	Wilson, W.	342	184	53.8	2,467	9	12	71.1	21/9
1990	Gannon, R.	349	182	52.1	2,278	16	16	68.9	23T/12
1991	Gannon, R.	354	211	59.6	2,166	12	6	81.5	11/6
1992	Gannon, R.	279	159	57.0	1,905	12	13	72.9	18/11
1993	McMahon, J.	331	200	60.4	1,968	9	8	76.3	16/7
1994	Moon, W.	601	371	61.7	4,264	18	19	79.9	13/7
1995	Moon, W.	606	377	62.2	4,228	33	14	91.5	7/6
1996	Johnson, B.	311	195	62.7	2,258	17	10	89.4	3/3
1997	Johnson, B.	452	275	60.8	3,036	20	12	84.5	9/4
1998	Cunningham, R.	425	259	60.9	3,704	34	10	106.0	1/1
1999	George, J.	329	191	58.1	2,816	23	12	94.2	3/3
2000	Culpepper, D.	474	297	62.7	3,937	33	16	98.0	4/3
2001	Culpepper, D.	366	235	64.2	2,612	1	13	83.3	11/6
2002	Culpepper, D.	549	333	60.7	3,853	18	23	75.3	26/11
2003	Culpepper, D.	454	295	65.0	3,479	25	11	96.4	3/1
2004	Culpepper, D.	548	379	69.2	4,717	39	11	110.9	2/1
2005	Johnson, B.	294	184	62.6	1,885	12	4	88.9	11/3
2006	Johnson, B.	439	270	61.5	2,750	9	15	72.0	27/15
2007	Jackson, T.	294	171	58.2	1,911	9	12	70.8	28/13
2008	Frerotte, G.	301	178	59.1	2,157	12	15	73.7	28/14
2009	Favre, B.	531	363	68.4	4,202	33	7	107.2	2/2
2010	Favre, B.	358	217	60.6	2,509	11	19	69.9	29/14

VIKINGS LEADERS

2011	*Ponder, C.	291	158	54.3	1,853	13	13	70.1	31/16
2012	Ponder, C.	483	300	62.1	2,935	18	12	81.2	21/12
2013	Cassel, M.	254	153	60.2	1,807	11	9	81.6	25/16
2014	*Bridgewater, T	402	259	64.4	2,919	14	12	85.2	22/12
2015	Bridgewater, T.	447	292	65.3	3,231	14	9	88.7	22/11
2016	Bradford, S.	552	395	71.6	3,877	20	5	99.3	6/5
2017	Keenum, C.	481	325	67.6	3,547	22	7	98.3	7/5
2018	Cousins, K.	606	425	70.1	4,298	30	10	99.7	10/7
2019	Cousins, K.	444	307	69.1	3,603	26	6	107.4	4/2
2020	Cousins, K.	516	349	67.6	4,265	35	13	105.0	8/4
2021	Cousins, K.	561	372	66.3	4,221	33	7	103.1	4T/3T
2022	Cousins, K.	643	424	65.9	4,547	29	14	92.5	13/6

* Rookie

RECEIVING

Year	Player	No.	Yds.	Avg.	Long	TD	Rank (NFL/NFC)
1961	Reichow, Jerry	50	859	17.2	51t	11	12T
1962	Reichow, Jerry	39	561	14.4	41	3	22T
1963	Flatley, Paul	51	867	17.0	62	4	22T
1964	Brown, Bill	48	703	14.6	64	9	11
1965	Flatley, Paul	50	896	17.9	58	7	10T
1966	Flatley, Paul	50	777	15.0	41	3	12T
1967	Osborn, Dave	34	272	8.0	29	1	30T
1968	Washington, Gene	46	756	16.3	61	6	9
1969	Washington, Gene	39	821	21.1	83t	9	29
1970	Washington, Gene	44	702	15.9	49t	4	16T/11T
1971	Grim, Bob	45	691	15.3	55t	7	13T/7
1972	Gilliam, John	47	1,035	22.0	66t	7	10T/5T
1973	Gilliam, John	42	907	21.6	54t	8	19T/8T
1974	Foreman, Chuck	53	586	11.1	66t	6	8/6
1975	Foreman, Chuck	73	691	9.5	33	9	1/1
1976	Foreman, Chuck	55	567	10.3	41t	1	5/2
1977	Rashad, Ahmad	51	681	13.4	48t	2	5T/1
1978	Young, Rickey	88	705	8.0	48	5	1/1
1979	Rashad, Ahmad	80	1,156	14.5	52t	9	2/1
1980	Rashad, Ahmad	69	1,095	15.9	76t	5	5/4
1981	Brown, Ted	83	694	8.4	63	2	3/2
1982	Brown, Ted	31	207	6.7	29	2	32T/17T
1983	Nelson, Darrin	51	618	12.1	68	0	33T/18T
1984	Lewis, Leo	47	830	17.7	56	4	44/23
1985	Jordan, Steve	68	795	11.7	32	0	15/7
1986	Jordan, Steve	58	859	14.8	68t	6	29T/12
1987	Carter, Anthony	38	922	24.3	73t	7	48T/19T
1988	Carter, Anthony	72	1,225	17.0	67t	6	9T/7T
1989	Carter, Anthony	65	1,066	16.4	50	4	17/12
1990	Carter, Anthony	72	1,008	14.4	56t	8	12/6
1991	Carter, Cris	72	962	13.4	50	5	9T/4
1992	Carter, Cris	53	681	12.8	44	6	33T/20
1993	Carter, Cris	86	1,071	12.5	58	9	4T/4T
1994	Carter, Cris	122	1,256	10.3	65t	7	1/1
1995	Carter, Cris	122	1,371	11.2	60t	17	2T/2T
1996	Carter, Cris	96	1,163	12.1	43t	10	5/4
1997	Carter, Cris	89	1,069	12.0	43	13	4/3
1998	Carter, Cris	78	1,011	13.0	54t	12	11T/5
1999	Carter, Cris	90	1,241	13.8	68	13	5T/2
2000	Carter, Cris	96	1,274	13.3	53	9	6/3
2001	Moss, Randy	82	1,233	15.0	73t	10	16/7
2002	Moss, Randy	106	1,347	12.7	60	7	3/1
2003	Moss, Randy	111	1,632	14.7	72	17	2/2
2004	Wiggins, Jermaine	71	705	9.9	39	4	28/14
2005	Wiggins, Jermaine	69	568	8.2	24	1	29T/12T
2006	Taylor, Travis	57	651	11.4	36	3	48T/26T
2007	Wade, Bobby	54	647	12.0	40	3	52T/27T
2008	Wade, Bobby	53	645	12.2	59t	2	56T/24T
2009	Rice, Sidney	83	1,312	15.8	63	8	12T/6T
2010	Harvin, Percy	71	868	12.2	53t	5	21T/12T
2011	Harvin, Percy	87	967	11.1	52t	6	6/4
2012	Harvin, Percy	62	677	10.9	45	3	42t/25
2013	Jennings, Greg	68	804	11.8	70t	4	39/21
2014	Jennings, Greg	59	742	12.6	38	6	58t/29t

2015	*Diggs, Stefon	52	720	13.8	40t	4	62t/30t
2016	Diggs, Stefon	84	903	10.8	46	3	16/8
2017	Thielen, Adam	97	1,267	14.0	65t	4	8/4
2018	Thielen, Adam	113	1,373	12.2	68	9	4t/3t
2019	Diggs, Stefon	63	1,130	17.9	66	6	44t/24t
2020	*Jefferson, Justin	88	1,400	15.9	71t	7	15t/10
2021	Jefferson, Justin	108	1,616	15.0	56	10	4/3
2022	Jefferson, Justin	128	1,809	14.1	64	8	1/1

* Rookie

PUNTING

Year	Player	No.	Avg.	Long	Blk.	Rank (NFL/NFC)
1961	*Mercer, Mike	63	39.0	59	2	12
1962	Mercer, Mike	19	43.5	77	0	12
1963	Cox, Fred	70	38.7	57	0	15
1964	Walden, Bobby	72	46.4	73	0	1
1965	Walden, Bobby	51	42.1	61	0	8
1966	Walden, Bobby	60	41.1	70	0	9
1967	Walden, Bobby	75	41.6	76	0	6
1968	Hill, King	35	41.0	53	0	DNQ
1969	Lee, Bob	67	40.0	56	0	10
1970	McNeill, Tom	61	38.0	64	0	25/12
1971	Lee, Bob	89	39.6	58	0	20/10
1972	Eischeid, Mike	62	42.7	61	1	5T/2T
1973	Eischeid, Mike	66	39.8	57	0	21/12
1974	Eischeid, Mike	73	36.1	50	1	25/12
1975	*Clabo, Neil	73	41.1	62	2	7/4
1976	Clabo, Neil	69	38.8	55	0	19/8
1977	Clabo, Neil	83	39.8	69	0	11/7
1978	Coleman, Greg	51	39.0	59	1	14/7
1979	Coleman, Greg	90	39.5	70	1	20/10
1980	Coleman, Greg	81	38.8	67	0	24/13
1981	Coleman, Greg	88	41.4	73	0	12/7
1982	Coleman, Greg	58	41.1	67	0	13/9
1983	Coleman, Greg	91	41.5	65	0	12T/4T
1984	Coleman, Greg	82	42.4	62	0	7/2
1985	Coleman, Greg	67	42.8	62	0	7/4
1986	Coleman, Greg	67	41.4	69	0	11/7
1987	Coleman, Greg	45	39.7	54	1	19/9
1988	Scribner, Bucky	84	40.3	55	2	15T/8
1989	Scribner, Bucky	72	39.8	55	0	19/9
1990	Newsome, Harry	78	42.3	61	1	7T/5
1991	Newsome, Harry	68	45.5	65	0	2/1
1992	Newsome, Harry	72	45.0	84	1	2/1
1993	Newsome, Harry	90	42.9	64	0	12T/6T
1994	Saxon, Mike	77	42.9	67	0	7T/5
1995	Saxon, Mike	72	40.9	60	0	23T/11T
1996	Berger, Mitch	88	41.1	63	2	26/13
1997	Berger, Mitch	73	42.9	65	0	13T/5T
1998	Berger, Mitch	55	44.7	67	0	7T/3
1999	Berger, Mitch	61	45.4	75	0	2/1
2000	Berger, Mitch	62	44.7	60	0	4T/1
2001	Berger, Mitch	47	43.5	67	0	7T/2T
2002	Richardson, Kyle	62	39.9	59	1	28T/14
2003	*Johnson, Eddie	56	39.1	55	1	27/14
2004	Bennett, Darren	57	39.3	61	0	29/15
2005	*Kluwe, Chris	71	44.1	62	0	6/2
2006	Kluwe, Chris	93	42.3	68	0	25/14
2007	Kluwe, Chris	81	44.7	70	0	8/4
2008	Kluwe, Chris	73	47.6	62	1	4/3
2009	Kluwe, Chris	73	43.9	60	0	15/7
2010	Kluwe, Chris	83	43.0	59	0	21/11
2011	Kluwe, Chris	77	45.7	60	0	13/4
2012	Kluwe, Chris	72	45.0	59	0	22/10
2013	*Locke, Jeff	75	44.2	65	0	24/12
2014	Locke, Jeff	75	44.2	62	1	23/10
2015	Locke, Jeff	66	41.6	61	0	32/16
2016	Locke, Jeff	74	42.6	72	0	29/14
2017	Quigley, Ryan	71	42.2	56	0	32/16
2018	Wile, Matt	72	45.2	70	1	15/10

VIKINGS LEADERS

2019	Colquitt, Britton	62	45.2	59	0	19/9
2020	Colquitt, Britton	54	45.1	59	2	22/11
2021	Berry, Jordan	78	46.5	64	1	14/9
2022	*Wright, Ryan	73	47.4	73	1	14/7

* Rookie

SCORING

Year	Player	TD	PAT	FG	Tot.	Rank (NFL/NFC)
1961	Reichow, Jerry	11			66	16T
1962	Christopherson, Jim		28	11	61	20
1963	Cox, Fred		39	12	75	10
1964	Cox, Fred		40	21	103	6
1965	Cox, Fred		44	23	113	3
1966	Cox, Fred		34	18	88	11
1967	Cox, Fred		26	17	77	8
1968	Cox, Fred		31	19	88	6
1969	Cox, Fred		43	26	121	1
1970	Cox, Fred		35	30	125	1/1
1971	Cox, Fred		25	22	91	8T/4T
1972	Cox, Fred		34	21	97	9T/5T
1973	Cox, Fred		33	21	96	12/8
1974	Foreman, Chuck	15			90	4T/3
1975	Foreman, Chuck	22			132	2/1
1976	Cox, Fred		32	19	89	5/3
1977	Foreman, Chuck	9			54	24T/9T
	White, Sammy	9			54	24T/9T
1978	Danmeier, Rick		36	12	72	19T/7T
1979	Danmeier, Rick		28	13	67	30/12
1980	Danmeier, Rick		33	16	81	16T/7T
1981	Danmeier, Rick		34	21	97	15/8
1982	Danmeier, Rick		23	8	49	26/15
1983	Ricardo, Benny		33	25	108	13/9
1984	Stenerud, Jan		30	20	90	24/12
1985	Stenerud, Jan		41	15	86	25/14
1986	Nelson, Chuck		44	22	110	4/3
1987	Nelson, Chuck		36	13	75	20T/10
1988	Nelson, Chuck		48	20	108	9T/4T
1989	Karlis, Rich		27	31	120	3T/3T
1990	Igwebuike, Donald		19	14	61	39/21
1991	Revez, Fuad		34	17	85	21T/11T
1992	Revez, Fuad		45	19	102	12/5
1993	Revez, Fuad		27	26	105	14T/7
1994	Revez, Fuad		30	34	132	2T/1T
1995	Revez, Fuad		44	26	122	7T/4T
1996	Sisson, Scott		30	22	96	21/9
1997	Carter, Cris	13	3#		84	26T/11T
1998	Anderson, Gary		59	35	164	1/1
1999	Anderson, Gary		46	19	103	20/7
2000	Anderson, Gary		45	22	111	11/6
2001	Anderson, Gary		29	15	74	33T/15
2002	Anderson, Gary		36	18	90	28T/14
2003	Elling, Aaron		48	18	102	17T/8T
	Moss, Randy	17			102	17T/8T
2004	Andersen, Morten		45	18	99	20T/7T
2005	Edinger, Paul		31	25	706	19/7
2006	Longwell, Ryan		27	21	90	31/14
2007	Longwell, Ryan		39	20	99	24T/11T
2008	Longwell, Ryan		40	29	127	7T/6T
2009	Longwell, Ryan		54	26	132	3/2
2010	Longwell, Ryan		30	17	81	28/15
2011	Longwell, Ryan		38	22	104	23/13
2012	*Walsh, Blair		36	35	141	4/3
2013	Walsh, Blair		43	26	121	15/7
2014	Walsh, Blair		29	26	107	20/10
2015	Walsh, Blair		33	34	135	4/3
2016	Forbath, Kai		11	15	56	48t/25t
2017	Forbath, Kai		34	32	130	10t/5t
2018	Bailey, Dan		30	21	93	23t/14t
2019	Bailey, Dan		40	27	121	6/4
2020	Cook, Dalvin	17	3#		108	18t/11t

2021	Joseph, Greg	36	33	135	6T/3
2022	Joseph, Greg	40	26	118	

* Rookie

2 Pt. Conversions

FIELD GOALS

Year	Player	Att.	Made	Pct.	Long	Rank (NFL/NFC)
1961	*Mercer, Mike	21	9	42.9	34	11
1962	Christopherson, Jim	20	11	55.0	44	6T
1963	Cox, Fred	24	12	50.0	46	7T
1964	Cox, Fred	33	21	63.6	47	3
1965	Cox, Fred	35	23	65.7	53	1
1966	Cox, Fred	33	18	54.5	44	10
1967	Cox, Fred	33	17	51.5	44	7
1968	Cox, Fred	29	19	65.5	45	3
1969	Cox, Fred	37	26	70.3	48	1
1970	Cox, Fred	46	30	65.2	47	8/5
1971	Cox, Fred	32	22	68.7	47	5/3
1972	Cox, Fred	33	21	63.6	43	13T/4T
1973	Cox, Fred	35	21	60.0	41	19T/9T
1974	Cox, Fred	20	12	60.0	46	14T/7T
1975	Cox, Fred	17	13	76.4	52	6/4
1976	Cox, Fred	31	19	61.3	49	11/7
1977	Cox, Fred	17	8	47.1	42	23/12
1978	Danmeier, Rick	19	12	63.2	47	18/11
1979	Danmeier, Rick	22	13	59.1	44	22/11
1980	Danmeier, Rick	26	16	61.5	47	18T/9
1981	Danmeier, Rick	25	21	84.0	45	2/2
1982	Danmeier, Rick	14	8	57.1	43	24T/12T
1983	Ricardo, Benny	33	25	75.8	47	14/7
1984	Stenerud, Jan	23	20	87.0	54	1/1
1985	Stenerud, Jan	26	15	57.7	49	25/12
1986	Nelson, Chuck	28	22	78.6	53	4/2
1987	Nelson, Chuck	24	13	54.2	51	27/13
1988	Nelson, Chuck	25	20	80.0	49	6/2
1989	Karlis, Rich	39	31	79.5	51	5/3
1990	Igwebuike, Donald	16	14	87.5	48	4/1
1991	Revez, Fuad	24	17	70.8	50	17/9
1992	Revez, Fuad	25	19	76.0	52	12/6
1993	Revez, Fuad	35	26	74.3	51	10T/6T
1994	Revez, Fuad	39	34	87.2	51	3/1
1995	Revez, Fuad	36	26	72.2	51	13T/6T
1996	Sisson, Scott	29	22	75.9	44	18T/8T
1997	Murray, Eddie	17	12	70.6	49	28T/14
1998	Anderson, Gary	35	35	100.0	53	2/1
1999	Anderson, Gary	30	19	63.3	44	23T/9T
2000	Anderson, Gary	23	22	95.7	49	17T/9
2001	Anderson, Gary	18	15	83.3	44	29/14
2002	Anderson, Gary	23	18	78.3	53	23/12
2003	Elling, Aaron	25	18	72.0	51	23T/12
2004	Andersen, Morten	22	18	81.8	48	23T/11T
2005	Edinger, Paul	34	25	73.5	56	12T/6T
2006	Longwell, Ryan	25	21	84.0	49	22T/11
2007	Longwell, Ryan	24	20	83.3	55	28/14
2008	Longwell, Ryan	34	29	85.3	54	8T/5T
2009	Longwell, Ryan	28	26	92.9	52	10T/4
2010	Longwell, Ryan	18	17	94.4	48	26/15
2011	Longwell, Ryan	28	22	78.6	53	25T/12T
2012	*Walsh, Blair	38	35	92.1	56	1/1
2013	Walsh, Blair	30	26	86.7	54	13T/6T
2014	Walsh, Blair	35	26	74.3	55	15T/7
2015	Walsh, Blair	39	34	87.2	54	1/1
2016	Forbath, Kai	15	15	100.0	51	31/15
2017	Forbath, Kai	38	32	84.2	53	9T/4T
2018	Bailey, Dan	28	21	75.0	52	20/12
2019	Bailey, Dan	29	27	93.1	50	8T/3T
2020	Bailey, Dan	22	15	68.2	53	28/14
2021	Joseph, Greg	38	33	86.8	55	5/1
2022	Joseph, Greg	33	26	78.7	61	13T/7

* Rookie

VIKINGS LEADERS

KICKOFF RETURNS

Year	Player	No.	Yds.	Avg.	Long	TD	Rank (NFL/NFC)
1961	*Mason, Tommy	25	603	24.1	42	0	15
1962	Butler, Billy	26	588	22.6	45	0	17
1963	Butler, Billy	33	713	21.6	35	0	17
1964	Butler, Billy	26	597	23.0	34	0	17
1965	*Rentzel, Lance	23	602	26.2	101t	1	10
1966	Fitzgerald, Mike	14	301	21.5	28	0	21
1967	Jones, Clinton	25	597	23.8	96t	1	14
1968	*West, Charlie	22	576	26.1	82	0	6
1969	Jones, Clinton	17	444	26.1	71	0	7
1970	Jones, Clinton	19	452	23.7	41	0	17/7
1971	West, Charlie	24	556	23.0	36	0	19/13
1972	Gilliam, John	14	369	26.3	47	0	8/6
1973	McClanahan, Brent	16	410	25.6	45	0	14/5
1974	McClanahan, Brent	23	549	23.9	52	0	20/10
1975	McClanahan, Brent	17	360	21.2	42	0	30/15
1976	*Willis, Leonard	24	552	23.0	57	0	19T/8
1977	Moore, Manfred	24	523	21.8	48	0	25/15
1978	*Miller, Kevin	40	856	21.4	38	0	24T/10T
1979	Edwards, Jimmy	44	1,103	25.1	83	0	2/1
1980	Payton, Eddie	53	1,184	22.3	59	0	14T/7
1981	Payton, Eddie	39	898	23.0	99t	1	11/6
1982	Redwine, Jarvis	12	286	23.8	76	0	5/3
1983	Nelson, Darrin	18	445	24.7	50	0	3/1
1984	Nelson, Darrin	39	891	22.8	47	0	6/3
1985	*Rhymes, Buster	53	1,345	25.4	88	0	5/4
1986	Bess, Rufus	31	705	22.7	43	0	9/4
1987	Guggemos, Neal	36	808	22.4	42	0	7T/5T
1988	*Harris, Darryl	39	833	21.4	30	0	12T/4T
1989	Nelson, Darrin	14	307	21.9	32	0	DNQ
1990	Walker, Herschel	44	966	22.0	64	0	7/5
1991	Nelson, Darrin	31	682	22.0	50	0	9/6
1992	Nelson, Darrin	29	626	21.6	53	0	10T/7
1993	*Ismail, Qadry	42	902	21.5	47	0	10/7
1994	Ismail, Qadry	35	807	23.1	61	0	13/10
1995	Ismail, Qadry	42	1,037	24.7	71	0	7T/2
1996	Ismail, Qadry	28	527	18.8	32	0	38/19
1997	Palmer, David	32	711	22.2	62	0	20/13
1998	Palmer, David	50	1,176	23.5	88t	1	18/9
1999	Tate, Robert	25	627	25.1	76t	1	4/3
2000	*Walters, Troy	30	692	23.1	38	0	18/9
2001	Jacquet, Nate	46	1,012	22.0	53	0	24T/13
2002	Williams, Moe	24	516	21.5	51	0	32/20
2003	*Smith, Onterio	27	588	21.8	46	0	24/13
2004	Campbell, Kelly	35	760	21.7	55	0	26/14
2005	Robinson, Koren	47	1,221	26.0	86t	1	5/1
2006	Johnson, Bethel	45	1,054	23.4	65	0	21/10
2007	*Allison, Aundrae	20	574	28.7	104t	1	3/1
2008	Hicks, Maurice	29	690	23.8	38	0	24/13
2009	*Harvin, Percy	42	1,156	27.5	101t	2	4/3T
2010	Harvin, Percy	40	933	23.3	95t	1	21/9
2011	Harvin, Percy	16	520	32.5	104t	1	DNQ
2012	Harvin, Percy	16	574	35.9	105t	1	DNQ
2013	*Patterson, Cordarrelle	43	1,393	32.4	109t	2	1/1
2014	Patterson, Cordarrelle	34	871	25.6	51	0	6/2
2015	Patterson, Cordarrelle	32	1,019	31.8	101t	2	1/1
2016	Patterson, Cordarrelle	25	792	31.7	104t	1	1/1
2017	McKinnon, Jerick	12	312	26.0	39	0	DNQ
2018	Abdullah, Ameer	10	258	25.8	33	0	DNQ
2019	Abdullah, Ameer	13	325	25.0	38	0	DNQ
2020	Abdullah, Ameer	15	352	23.5	33	0	DNQ
2021	*Nwangwu, Kene	18	579	32.2	99t	2	DNQ
2022	Nwangwu, Kene	35	920	26.3	97t	1	

* Rookie

PUNT RETURNS

Year	Player	No.	Yds.	Avg.	Long	TD	Rank (NFL/NFC)
1961	*Mason, Tommy	14	146	10.4	23	0	5
1962	Butler, Billy	12	169	14.1	46	0	DNQ
1963	Butler, Billy	21	220	10.5	60t	1	4
1964	Butler, Billy	22	156	7.1	32	0	12
1965	Mason, Tommy	9	63	7.0	17	0	DNQ
1966	Sharockman, Ed	9	95	10.5	76	0	DNQ
1967	Grim, Bob	25	101	4.0	81	0	12
1968	*West, Charlie	20	201	10.0	98t	1	4
1969	West, Charlie	39	245	6.3	55	0	6
1970	West, Charlie	29	169	5.8	53	0	24/10
1971	West, Charlie	18	94	5.2	16	0	22/9
1972	Gilliam, John	16	110	6.8	23	0	13T/6T
1973	Bryant, Bobby	25	140	5.6	16	0	26/12
1974	Wallace, Jackie	25	191	7.6	30	0	30/15
1975	Bryant, Bobby	19	125	6.6	16	0	25/15
1976	*Willis, Leonard	30	207	6.9	29	0	27T/13T
1977	Moore, Manfred	47	277	5.9	28	0	33/15
1978	*Miller, Kevin	48	239	5.0	47	0	30/15
1979	Edwards, Jimmy	33	186	5.6	42	0	26/12
1980	Payton, Eddie	34	251	7.4	19	0	25/13
1981	Payton, Eddie	38	303	8.0	28	0	18/10
1982	Payton, Eddie	22	179	8.1	35	0	13/6
1983	Bess, Rufus	21	158	7.5	23	0	25/13
1984	Nelson, Darrin	23	180	7.8	21	0	19/9
1985	Nelson, Darrin	16	133	8.3	21	0	DNQ
1986	Bess, Rufus	23	162	7.0	15	0	20/10
1987	Lewis, Leo	22	275	12.5	78t	1	5T/3T
1988	Lewis, Leo	58	550	9.5	64	0	12/5
1989	Lewis, Leo	44	446	10.1	65	0	8/7
1990	Lewis, Leo	25	180	7.2	30	0	18T/12
1991	Lewis, Leo	30	225	7.5	44	0	19/14
1992	Parker, Anthony	33	336	10.2	42	0	9/4
1993	*Guliford, Eric	29	212	7.3	50	0	21/10
1994	*Palmer, David	30	193	6.4	20	0	24/11
1995	Palmer, David	26	342	13.2	74t	1	1/1
1996	Palmer, David	22	216	9.8	69t	1	12/6
1997	Palmer, David	34	444	13.1	57	0	3/1
1998	Palmer, David	28	289	10.3	53	0	14/8
1999	Moss, Randy	17	162	9.5	64t	1	DNQ
2000	*Walters, Troy	15	217	14.5	63	0	DNQ
2001	Jacquet, Nate	29	219	7.6	23	0	22/12
2002	*Davis, Nick	24	190	7.9	57	0	17/12
2003	*Howry, Keenan	35	247	7.1	52	0	25/11
2004	Burleson, Nate	25	214	8.6	91t	1	16/7
2005	Moore, Mewelde	21	245	11.7	71t	1	3/2
2006	Moore, Mewelde	36	365	10.1	71t	1	11/4
2007	Moore, Mewelde	13	130	10.0	42	0	DNQ
2008	Berrian, Bernard	7	114	16.3	82t	1	DNQ
2009	Reynaud, Darius	30	308	10.3	36	0	9T/4
2010	Camarillo, Greg	39	359	9.2	52	0	16/9
2011	Sherels, Marcus	33	277	8.4	53	0	23/10
2012	Sherels, Marcus	32	287	9.0	77t	1	17/7
2013	Sherels, Marcus	22	335	15.2	86t	1	2/1
2014	Sherels, Marcus	27	297	11.0	35	0	6/3
2015	Sherels, Marcus	34	311	9.1	65t	1	12/7
2016	Sherels, Marcus	21	292	13.9	79t	2	2/1
2017	Sherels, Marcus	39	372	9.5	46	0	7/4
2018	Sherels, Marcus	23	276	12.0	70	0	6/2
2019	Hughes, Mike	14	104	7.4	23	0	DNQ
2020	Beebe, Chad	9	42	4.7	13	0	DNQ
2021	Westbrook, Dede	22	183	8.3	45	0	10/5
2022	Reagor, Jalen	26	167	6.4	25	0	5/4

* Rookie

VIKINGS LEADERS

INTERCEPTIONS

Year	Player	No.	Yds.	Avg.	Long	TD	Rank (NFL/NFC)
1961	*Hawkins, Rip	5	70	14.0	34	0	16T
1962	Sharockman, Ed	6	92	15.3	32	0	9T
1963	Sharockman, Ed	5	93	18.6	47	1	14T
1964	*Rose, George	6	48	8.0	32	1	5T
1965	Sharockman, Ed	6	118	19.7	40	1	3T
1966	Hackbart, Dale	5	73	14.6	41t	1	9T
1967	Mackbee, Earsell	5	98	19.6	40	1	13T
1968	Krause, Paul	7	82	11.7	29	0	7T
1969	Bryant, Bobby	8	97	12.1	56	0	2T
1970	Sharockman, Ed	7	132	18.8	43	1	5T/2T
1971	West, Charlie	7	236	33.7	89	0	6T/3
1972	Krause, Paul	6	109	18.1	35	2	7T/3T
1973	Bryant, Bobby	7	105	15.0	46	1	3/1
1974	Wright, Nate	6	91	15.2	44	0	9T/4T
1975	Krause, Paul	10	201	20.1	81	0	2/1
1976	Wright, Nate	7	47	6.6	21	0	6T/4T
1977	Bryant, Bobby	4	44	11.0	41	0	29T/15T
1978	Bryant, Bobby	7	69	9.9	23	0	29T/15T
1979	Hannon, Tommy	4	85	21.3	52	0	32T/13T
	Wright, Nate	4	44	11.0	32	0	32T/13T
1980	Turner, John	6	22	3.7	13	0	13T/4T
1981	Hannon, Tommy	4	28	7.0	28	0	32T/20T
	Teal, Willie	4	23	5.8	15	0	32T/20T
1982	Teal, Willie	4	15	3.8	13	0	9T/4T
1983	Turner, John	6	37	6.7	22	0	15T/8T
	Swain, John	6	12	2.0	11	0	15T/8T
1984	Bess, Rufus	3	7	2.4	7	0	53T/24T
1985	Turner, John	5	62	12.4	25	0	21T/10T
1986	Holt, Issiac	8	54	6.8	27	0	5T/4T
1987	Browner, Joey	6	67	11.2	23	0	2T/2T
1988	Lee, Carl	8	118	14.8	58t	2	2T/2T
1989	Browner, Joey	5	70	14.0	34	0	16T/9T
1990	Browner, Joey	7	103	14.7	31	1	3T/2T
1991	Browner, Joey	5	97	19.4	45	0	8T/5T
1992	McMillian, Audray	8	157	19.6	61t	2	1T/1
1993	Glenn, Vencie	5	49	9.8	23	0	14T/6T
1994	Parker, Anthony	4	99	24.8	44t	2	21T/12T
	Glenn, Vencie	4	55	13.8	32	0	21T/12T
1995	*Thomas, Orlando	9	108	12.0	45t	1	1/1
1996	Thomas, Orlando	5	57	11.4	34	0	11T/6T
1997	Washington, D.	4	71	17.8	27	0	23T/16T
1998	Hitchcock, Jimmy	7	242	34.6	79t	3	5T/2T
1999	Griffith, Robert	3	0	0.0	0	0	43/21
2000	Wong, Kailee	2	28	14.0	14	0	65T/34T
	Tate, Robert	2	12	6.0	12	0	65T/34T
2001	Griffith, Robert	2	25	12.5	14	0	72T/37T
	*Kelly, Eric	2	-7	-3.5	2	0	72T/37T
2002	Biekert, Greg	4	26	6.5	20	0	22T/11T
2003	Russell, Brian	9	185	20.6	56	0	1T/1T
2004	Winfield, Antoine	3	89	29.7	56	0	48T/23T
2005	Sharper, Darren	9	276	30.7	92t	2	3/1
2006	Smith, Dwight	4	81	20.3	47	0	18T/7T
	Winfield, Antoine	4	33	8.3	26	1	18T/7T
	Sharper, Darren	4	10	2.5	10	0	18T/7T
2007	Smith, Dwight	4	112	28.0	93t	1	23T/11T
	Sharper, Darren	4	61	15.3	41	1	23T/11T
2008	Leber, Ben	2	29	14.5	28	0	31T/15T
	Sapp, Benny	2	13	6.5	14	0	31T/15T
	Winfield, Antoine	2	5	2.5	4	0	31T/15T
	Williams, Madieu	2	-1	-0.5	0	0	31T/15T
2009	Griffin, Cedric	4	-2	-0.5	0	0	23T/14T
2010	Henderson, E.J.	3	10	3.3	10	0	31T/21T
	Abdullah, Husain	3	5	1.7	5	0	31T/21T
2011	Sanford, Jamarca	2	69	34.5	52	0	62T/41T
2012	*Smith, Harrison	3	87	29.0	56t	2	29T/17T
	Winfield, Antoine	3	37	12.3	31	0	29T/17T
2013	Greenway, Chad	3	23	7.7	23	0	32T/18T

2014	Smith, Harrison	5	150	30.0	81t	1	3t/2t
2015	Newman, Terence	3	7	1.3	4	0	24T/10T
2016	Rhodes, Xavier	5	133	26.6	100t	1	5T/2T
2017	Smith, Harrison	5	42	8.4	19	0	5T/2T
2018	Smith, Harrison	3	66	22.0	52	0	18T/10T
	Harris, Anthony	3	33	11.0	33	0	18T/10T
2019	Harris, Anthony	6	42	7.0	20t	1	1T/1
2020	Smith, Harrison	5	33	6.6	16	0	4T/1T
2021	Woods, Xavier	3	54	18.0	27	0	23T/11T
	Barr, Anthony	3	11	3.7	8	0	23T/11T
2022	Smith, Harrison	5	58	11.6	35	0	5T/3T
	Peterson, Patrick	5	92	18.4	39	0	5T/3T

* Rookie

TACKLES

Note: Press Box Stats Since 2020

Year	Player	Solo	Assist	Total
1961	*Hawkins, Rip	100	26	126
1962	Hawkins, Rip	74	16	90
1963	Hawkins, Rip	94	20	114
1964	Hawkins, Rip	61	38	99
1965	Vargo, Larry	78	10	88
1966	Warwick, Lonnie	66	26	92
1967	Warwick, Lonnie	66	23	113
1968	Page, Alan	90	30	96
1969	Warwick, Lonnie	70	6	76
1970	Warwick, Lonnie	60	11	71
1971	Hilgenberg, Wally	87	23	110
1972	Page, Alan	99	33	132
1973	Siemon, Jeff	112	43	155
1974	Siemon, Jeff	105	46	151
1975	Page, Alan	82	40	122
1976	Siemon, Jeff	120	41	161
1977	McNeill, Fred	92	44	136
1978	Siemon, Jeff	170	59	229
1979	Blair, Matt	132	37	169
1980	Studwell, Scott	151	54	205
1981	Studwell, Scott	156	74	230
1982	Studwell, Scott	85	37	122
1983	Studwell, Scott	132	83	215
1984	Studwell, Scott	142	71	213
1985	Studwell, Scott	107	97	204
1986	Browner, Joey	98	41	139
1987	Solomon, Jesse	92	29	121
	Browner, Joey	87	34	121
1988	Studwell, Scott	81	45	126
1989	Studwell, Scott	101	71	172
1990	Merriweather, Mike	99	54	153
1991	Merriweather, Mike	101	88	189
1992	Del Rio, Jack	110	39	149
1993	Del Rio, Jack	108	61	169
1994	Del Rio, Jack	118	67	185
1995	McDaniel, Ed	96	40	136
1996	Brady, Jeff	89	57	146
1997	McDaniel, Ed	77	58	135
1998	McDaniel, Ed	100	55	155
1999	McDaniel, Ed	770	56	166
2000	Wong, Kailee	94	40	134
2001	Wong, Kailee	90	26	116
2002	Biekert, Greg	72	75	147
2003	Chavous, Corey	86	22	108
2004	Henderson, E.J.	92	43	125
2005	Cowart, Sam	70	34	104
2006	Henderson, E.J.	95	47	142
2007	Henderson, E.J.	117	38	155
2008	Greenway, Chad	103	47	150
2009	Greenway, Chad	88	39	127
2010	Greenway, Chad	106	43	149
2011	Greenway, Chad	104	70	174
2012	Greenway, Chad	121	70	191
2013	Greenway, Chad	113	54	167

VIKINGS LEADERS

2014	Smith, Harrison	82	38	120
2015	*Kendricks, Eric	80	25	105
2016	Kendricks, Eric	86	40	126
2017	Kendricks, Eric	87	49	136
2018	Kendricks, Eric	77	43	120
2019	Kendricks, Eric	88	42	130
2020	Wilson, Eric	62	60	122
2021	Kendricks, Eric	81	62	143
2022	Kendricks, Eric	88	49	137

* Rookie

SACKS

Year	Player	Sacks
1961	Marshall, Jim	6.0
1962	Marshall, Jim	9.0
1963	Hultz, Don	10.5
	Marshall, Jim	10.5
1964	Marshall, Jim	11.5
1965	Marshall, Jim	7.5
1966	Marshall, Jim	7.0
1967	*Page, Alan	8.5
1968	Page, Alan	11.0
1969	Eller, Carl	15.0
	Marshall, Jim	15.0
1970	Eller, Carl	13.0
1971	Page, Alan	9.0
1972	Eller, Carl	7.0
1973	Eller, Carl	11.0
1974	Page, Alan	11.0
1975	Page, Alan	13.0
1976	Page, Alan	18.0
1977	Eller, Carl	15.0
1978	Mullaney, Mark	9.0
1979	Mullaney, Mark	8.0
1980	*Martin, Doug	5.0
	Mullaney, Mark	5.0
	Sutherland, Doug	5.0
1981	Blair, Matt	6.0
	Holloway, Randy	6.0
	Martin, Doug	6.0
1982	Martin, Doug	10.5
1983	Martin, Doug	12.0
1984	Holloway, Randy	5.0
	Johnson, Charlie	5.0
1985	Millard, Keith	11.0
1986	Millard, Keith	10.5
1987	Doleman, Chris	11.0
1988	Millard, Keith	8.0
	Doleman, Chris	8.0
1989	Doleman, Chris	21.0
1990	Doleman, Chris	11.0
1991	Randle, John	9.5
1992	Doleman, Chris	14.5
1993	Doleman, Chris	12.5
	Randle, John	12.5
1994	Randle, John	13.5
1995	Randle, John	10.5
1996	Randle, John	11.5
1997	Randle, John	15.5
1998	Randle, John	10.5
1999	Randle, John	10.0
2000	Randle, John	8.0
2001	Hovan, Chris	6.0
2002	Johnstone, Lance	7.0
2003	*Williams, Kevin	10.5
2004	Williams, Kevin	11.5
2005	Johnstone, Lance	7.5
2006	Scott, Darrion	5.5
2007	Edwards, Ray	5.0
	Leber, Ben	5.0
	Udeze, Kenechi	5.0

2008	Allen, Jared	14.5
2009	Allen, Jared	14.5
2010	Allen, Jared	11.0
2011	Allen, Jared	22.0
2012	Allen, Jared	12.0
2013	Allen, Jared	11.5
2014	Griffen, Everson	12.0
2015	Griffen, Everson	10.5
2016	Hunter, Danielle	12.5
2017	Griffen, Everson	13.0
2018	Hunter, Danielle	14.5
2019	Hunter, Danielle	14.5
2020	Ngakoue, Yannick	5.0
2021	Wonnum, D.J.	8.0
2022	Hunter, Danielle	10.5

* Rookie

SPECIAL TEAM TACKLES

Note: Press Box Stats Since 2020

Year	Player	Tackles
1961	*Morris, Jack	18
1962	Sumner, Charlie	12
1963	Dillon, Terry	29
1964	Sharockman, Ed	12
1965	Barnes, Bill	13
1966	Hackbart, Dale	13
1967	Kirby, John	16
1968	Denny, Earl	21
1969	Mike Reilly	16
1970	Hackbart, Dale	14
1971	Gersbach, Carl	25
1972	West, Charlie	20
1973	Martin, Amos	19
1974	Martin, Amos	23
1975	McNeill, Fred	18
1976	Blair, Matt	18
1977	Allen, Nate	35
1978	Allen, Nate	20
1979	*Nord, Keith	21
1980	Nord, Keith	26
1981	Nord, Keith	17
1982	Nord, Keith	23
1983	*Browner, Joey	38
1984	Ashley, Walker Lee	28
1985	Lee, Carl	23
1986	Ashley, Walker Lee	25
1987	Ashley, Walker Lee	21
1988	Henderson, Wyman	23
1989	Dusbabek, Mark	23
1990	McMillian, Audray	20
1991	Eilers, Pat	22
1992	Reed, Jake	21
1993	Manusky, Greg	26
1994	Abrams, Bobby	28
1995	Griffith, Robert	29
1996	Walsh, Chris	16
1997	Morrow, Harold	32
1998	*Mays, Kivuusama	20
1999	Morrow, Harold	26
2000	Nelson, Jim	29
2001	Morrow, Harold	17
2002	*Brewer, Jack	26
2003	*Henderson, E.J.	27
2004	Winfield, Antoine	18
2005	Owens, Richard	22
2006	Farwell, Heath	25
2007	Farwell, Heath	32
2008	Abdullah, Husain	24
2009	Onatolu, Kenny	24
2010	Farwell, Heath	19
2011	Frampton, Eric	22

VIKINGS LEADERS

2012	McKenzie, Tyrone	20	* Rookie
2013	Blanton, Robert	19	
2014	Sendejo, Andrew	13	
2015	*Waynes, Tre	16	
2016	Cole, Audie	13	
2017	*Gedeon, Ben	16	
2018	Kearse, Jayron	18	
2019	*Boyd, Kris	11	
2020	*Metellus, Josh	7	
2021	Dye, Troy	10	
2022	Metellus, Josh	11	

VIKINGS INDIVIDUAL RECORDS

COACHES

GAMES

259	Bud Grant, 1967-83, 85
159	Dennis Green, 1992-01
129	Mike Zimmer, 2014-21
95	Jerry Burns, 1986-91

WINS

158	Bud Grant, 1967-83, '85
97	Dennis Green, 1992-01
72	Mike Zimmer, 2014-21
52	Jerry Burns, 1986-91

CONSECUTIVE WINS

13	Bud Grant, 1974-75
12	Bud Grant, 1969
10	Dennis Green, 1999-00
9	Bud Grant, 1973
	Dennis Green, 1998-99
	Mike Tice, 2002-03

LOSSES

96	Bud Grant, 1967-83, 85
62	Dennis Green, 1992-01
56	Mike Zimmer, 2014-21

CONSECUTIVE LOSSES

7	Norm Van Brocklin, 1961
	Norm Van Brocklin, 1961-62
6	Les Steckel, 1984
	Leslie Frazier, 2011

WINNING PERCENTAGE

62.0	Bud Grant, 1967-83, 85 (158-96-5)
61.0	Dennis Green, 1992-01 (97-62)
56.2	Mike Zimmer, 2014- (72-56-1)
54.7	Jerry Burns, 1986-91 (52-43)

SEASONS

18	Bud Grant, 1967-83, 85
10	Dennis Green, 1992-01
8	Mike Zimmer, 2014-21
6	Norm Van Brocklin, 1961-66
6	Jerry Burns, 1986-91

CONSECUTIVE WINNING SEASONS

6	Bud Grant, 1973-78
5	Dennis Green, 1996-00
4	Bud Grant, 1968-71
	Jerry Burns, 1986-89

DIVISION TITLES

11	Bud Grant, 1968-71, '73-78, '80
4	Dennis Green, 1992, '94, '98, 2000
2	Mike Zimmer, 2015, '17
	Brad Childress, 2008-09
1	Jerry Burns, 1989
	Kevin O'Connell, 2022

CONSECUTIVE DIVISION TITLES

6	Bud Grant, 1973-78
4	Bud Grant, 1968-71
2	Brad Childress, 2008-09

SERVICE

MOST SEASONS

19	Jim Marshall, 1961-79
17	Mick Tingelhoff, 1962-78
15	Carl Eller, 1964-78

Ron Vary, 1968-82
Roy Winston, 1962-76
Fred Cox, 1963-77

MOST GAMES PLAYED

270	Jim Marshall, 1961-79
240	Mick Tingelhoff, 1962-78
210	Fred Cox, 1963-77
209	Carl Eller, 1964-78
202	Scott Studwell, 1977-90

MOST CONSECUTIVE GAMES PLAYED

270	Jim Marshall, 1961-79
240	Mick Tingelhoff, 1962-78
210	Fred Cox, 1963-77

MOST GAMES STARTED

270	Jim Marshall, 1961-79
240	Mick Tingelhoff, 1962-78
201	Carl Eller, 1964-78

GAMES STARTED BY ROOKIES

(1961-77: 14 GAMES, '78-2020: 16 GAMES, '21-: 17 GAMES)

Player(Pos)	Year	Acquired	Starts
Ed Ingram (G)	2022	D2 (59)	17
Gary Zimmerman (T)	1986	FA (USFL)	16
Todd Steussie (T)	1994	D1a (19)	16
Dewayne Washington (CB)	1994	D1a (18)	16
Kevin Williams (DT)	2003	D1 (9)	16
Matt Kalil (T)	2012	D1a (4)	16
Harrison Smith (S)	2012	D1b (29)	16
T.J. Clemmings (T)	2015	D4 (110)	16
Garrett Bradbury (C)	2019	D1 (18)	16
Anthony Carter (WR)	1985	FA (USFL)	15
Randall McDaniel (G)	1988	D1 (19)	15
Korey Stringer (T)	1995	D1b (24)	15
Kenechi Udeze (DE)	2004	D1 (20)	15
Phil Loadholt (T)	2009	D2 (54)	15
Jeff Gladney (CB)	2020	D1b (31)	15
Rip Hawkins (LB)	1961	D2 (15)	14
Chuck Lamson (S)	1962	D4 (43)	14
Mick Tingelhoff (C)	1962	FA	14
Lee Calland (CB)	1963	FA	14
Paul Flatley (WR)	1963	D4 (44)	14
Carl Eller (DE)	1964	D1 (6)	14
Sammy White (WR)	1976	D2 (54)	14
Alfred Anderson (RB)	1984	D3 (67)	14
Tim Newton (DT)	1985	D6 (164)	14
Pat Elflein (C)	2017	D3 (70)	14
Justin Jefferson (WR)	2020	D1a (22)	14

MOST CONSECUTIVE GAMES STARTED

270	Jim Marshall, 1961-79
240	Mick Tingelhoff, 1962-78
181	Tim Irwin, 1982-93

ALL-TIME GAMES PLAYED/STARTED

Player	Pos.	Years	Reg. Season GP/GS
Jim Marshall	DE	1961-79	270/270
Mick Tingelhoff	C	1962-78	240/240
Fred Cox	K	1963-77	210/0
Carl Eller	DE	1964-78	209/201
Scott Studwell	LB	1977-90	202/160
Ron Vary	T	1968-81	199/180
Grady Alderman	T	1961-74	194/178
Randall McDaniel	G	1988-99	190/188
Roy Winston	LB	1962-76	190/160
Tim Irwin	T	1981-93	188/181
Cris Carter	WR	1990-01	188/177
Jim Kleinsasser	TE	1999-11	181/130
Bill Brown	RB	1962-74	180/111
Steve Jordan	TE	1982-94	178/149
Fran Tarkenton	QB	1961-66, '72-78	177/171

John Randle	DT	1990-00	176/150
Brian Robison	DE	2007-17	173/103
Kevin Williams	DT	2003-13	171/171
Paul Krause	S	1968-79	171/150
Cullen Loeffler	LS	2004-14	171/0
Carl Lee	CB	1983-93	169/144
Harrison Smith	S	2012-	161/160
Alan Page	DT	1967-78	160/157
Matt Blair	LB	1974-85	160/130
Bobby Bryant	CB	1968-80	160/128
Fred McNeill	LB	1974-85	157/121
Wally Hilgenberg	LB	1968-79	157/116
Jeff Siemon	LB	1972-82	156/149
Chad Greenway	LB	2007-16	156/144
Everson Griffen	DE	2010-19, '21	156/94
Chris Doleman	DE	1985-93, '99	154/142
David Dixon	G	1994-04	152/134
Mark Mullaney	DE	1975-87	151/97
Matt Birk	C	1998-08	146/123
Milt Sunde	G	1964-74	146/113
Mike Morris	LS	1991-99	144/0
Ed Sharockman	CB	1961-72	141/126
Leo Lewis	WR	1981-91	140/50
Kyle Rudolph	TE	2011-20	140/132
Dennis Swilley	C	1977-83, '85-87	139/101
Steve Riley	T	1974-84	138/128
Joey Browner	S	1983-91	138/115
Greg Coleman	P	1978-87	138/0
Doug Sutherland	DT	1971-80	136/90
Adam Thielen	WR	2014-22	135/101
Gary Larsen	DT	1965-74	135/115
Dave Osborn	RB	1965-75	135/69
Jake Reed	WR	1991-99, '01	134/83
Chris Walsh	WR	1994-02	134/4
Anthony Carter	WR	1985-93	133/126
Bryant McKinnie	T	2002-10	132/131
Karl Kassulke	S	1963-72	131/117
Stu Voigt	TE	1970-80	131/80
Darrin Nelson	RB	1982-89, '91-92	129/67
Paul Dickson	DT	1961-70	128/83
David Huffman	OL	1979-83, '85-90	128/22
Sammy White	WR	1976-86	127/117
Tommy Kramer	QB	1977-89	127/110
Chris Kluwe	P	2005-12	127/0
Doug Martin	DE	1980-89	126/94
Nate Wright	CB	1971-80	126/89
Ed McDaniel	LB	1992-01	125/110
E.J. Henderson	LB	2003-11	125/105
Marcus Sherels	CB	2010-19	123/6
Adrian Peterson	RB	2007-16	123/116
Ed White	G	1969-77	122/95
Antoine Winfield	CB	2004-12	119/115
Wes Hamilton	G	1976-85	119/93
Robert Griffith	S	1994-01	119/88
Henry Thomas	DT	1987-94	118/117
Tommy Hannon	S	1977-84	117/103
Moe Williams	RB	1996-00, '02-05	117/10
Eric Kendricks	LB	2015-22	117/113
James White	DT	1976-83	116/77
Kirk Lowdermilk	C	1985-92	114/86
Randy Moss	WR	1998-04, '10	113/108
Todd Steussie	T	1994-00	111/111
Jim Hough	G	1978-86	111/78
John Sullivan	C	2008-15	109/93
Gary Zimmerman	T	1986-92	108/108
Alfred Anderson	RB	1984-91	108/71
Joe Berger	C/G	2011-17	107/64
Xavier Rhodes	CB	2013-19	104/97
Everett Lindsay	OL	1993-98, '01-03	104/31
Ted Brown	RB	1979-86	104/75
Randy Holloway	DE	1978-84	103/31
John Turner	DB	1978-83, '85, '87	101/70
Jeff Christy	C	1993-99	101/92
Hassan Jones	WR	1986-92	100/55

VIKINGS INDIVIDUAL RECORDS

SCORING

MOST SEASONS LEADING TEAM

12	Fred Cox, 1963-73, 1976
6	Ryan Longwell, 2006-11
5	Rick Danmeier, 1978-82
	Fuad Reveiz, 1991-95
	Gary Anderson, 1998-02

MOST CONSECUTIVE SEASONS LEADING TEAM

11	Fred Cox, 1963-73
6	Ryan Longwell, 2006-11
5	Rick Danmeier, 1978-82
	Fuad Reveiz, 1991-95
	Gary Anderson, 1998-02

POINTS

CAREER

1,365	Fred Cox, 1963-77 (519-pat, 282-fg)
670	Cris Carter, 1990-01 (110-td, 5-2 pt)
633	Ryan Longwell, 2006-11 (228-pat, 135-fg)
614	Adrian Peterson, 2007-16 (102-td, 1-2 pt)
598	Fuad Reveiz, 1991-95 (199-pat, 133-fg)

SEASON

164	Gary Anderson, 1998 (59-pat, 35-fg)
141	Blair Walsh, 2012 (36-pat, 35-fg)
135	Blair Walsh, 2015 (33-pat, 34-fg)
132	Ryan Longwell, 2009 (54-pat, 26-fg)
	Fuad Reveiz, 1994 (30-pat, 34-fg)
	Chuck Foreman, 1975 (22-td)

MOST SEASONS, 100 OR MORE POINTS

4	Fred Cox, 1964-65, 1969-70
	Fuad Reveiz, 1992-95
	Blair Walsh, 2012-15
3	Gary Anderson, 1998-2000
	Ryan Longwell, 2008-09, 2011

SEASON, ROOKIE

141	Blair Walsh, 2012 (36-pat, 35-fg)
106	Randy Moss, 1998 (17-td, 2-2 pt)
78	Adrian Peterson, 2007 (13-td)

GAME

24	Chuck Foreman, @ Buf., 12/20/75 (4-tds)
	Ahmad Rashad, vs. SF, 9/2/79 (4-tds)
	Dalvin Cook, @ GB, 11/1/20, (4-tds)
21	Rich Karlis, vs. LA Rams, 11/5/89 (7-fg)

GAME, OPPONENT

30	Shaun Alexander, @ Sea., 9/29/02 (5-tds)
28	Paul Hornung, @ G.B., 9/16/62
	(3-tds, 4-pat, 2-fg)

MOST CONSECUTIVE GAMES SCORING

151	Fred Cox, 1963-73
-----	-------------------

TOUCHDOWNS

MOST SEASONS LEADING TEAM

8	Adrian Peterson, 2007-13, 2015
5	Bill Brown, 1964, 1966-68, 1972
	Ted Brown, 1980-81, 1983-85
	Cris Carter, 1993, 1995-97, 1999
	Randy Moss, 1998, 2000-01, 2003-04

MOST CONSECUTIVE SEASONS LEADING TEAM

7	Adrian Peterson, 2007-13
---	--------------------------

4	Chuck Foreman, 1974-77
---	------------------------

CAREER

110	Cris Carter, 1990-01 (110-p)
102	Adrian Peterson, 2007-16 (97-r, 5-p)
93	Randy Moss, 1998-04, 10 (92-p, 1-rt)
76	Bill Brown, 1962-74 (52-r, 23-p, 1-rt)
75	Chuck Foreman, 1973-79 (52-r, 23-p)

SEASON

22	Chuck Foreman, 1975 (13-r, 9-p)
18	Adrian Peterson, 2009 (18-r)
17	Cris Carter, 1995 (17-p)
	Randy Moss, 1998 (17-p)
	Randy Moss, 2003 (17-p)
	Dalvin Cook, 2020 (16-r, 1-p)
16	Bill Brown, 1964 (7-r, 9-p)

SEASON, ROOKIE

17	Randy Moss, 1998 (17-p)
13	Adrian Peterson, 2007 (12-r, 1-p)

GAME

4	Chuck Foreman, @ Buf., 12/20/75 (2-r, 2-p)
	Ahmad Rashad, vs. S.F., 9/2/79 (4-p)
	Dalvin Cook, @ GB, 11/1/20, (3-r, 1-p)

GAME, OPPONENT

6	Alvin Kamara, @ N.O., 12/25/20
---	--------------------------------

MOST CONSECUTIVE GAMES SCORING TD

10	Randy Moss, 2003-04
7	Dalvin Cook, 2020
	Moe Williams, 2002
	Cris Carter, 1999
	Randy Moss, 1998
	Chuck Foreman, 1974
6	Tommy Mason, 1965
	Bill Brown, 1968
	Ted Brown, 1980
	Cris Carter, 1996-1997
	Cris Carter, 1998-99
	Adrian Peterson, 2011
	Cordarrelle Patterson, 2013-14
	Adam Thielen, 2018

POINTS AFTER TOUCHDOWN

MOST ATTEMPTED, CAREER

538	Fred Cox, 1963-77
233	Ryan Longwell, 2006-11
217	Gary Anderson, 1998-02

MOST ATTEMPTED, SEASON

59	Gary Anderson, 1998
55	Ryan Longwell, 2009
49	Chuck Nelson, 1988
48	Fred Cox, 1975
	Aaron Elling, 2003

MOST ATTEMPTED, GAME

7	Fred Cox, vs. Bal., 9/28/69
	Fred Cox, vs. Pit., 11/23/69
	Fred Cox, vs. Hou., 10/13/74
	Chuck Nelson, @ T.B., 10/23/88

MOST MADE, CAREER

519	Fred Cox, 1963-77
228	Ryan Longwell, 2006-11
215	Gary Anderson, 1998-02

MOST MADE, SEASON

59	Gary Anderson, 1998
----	---------------------

54	Ryan Longwell, 2009
48	Chuck Nelson, 1988
	Aaron Elling, 2003

MOST MADE, GAME

7	Fred Cox, vs. Bal., 9/28/69
	Fred Cox, vs. Pit., 11/23/69
	Chuck Nelson, @ T.B., 10/23/88

MOST MADE, GAME, OPPONENT

8	Jim Bakken, @ Stl., 10/6/63
7	Roger LeClerc, @ Chi., 12/17/61
	Will Lutz, @ N.O., 12/25/20

MOST CONSECUTIVE MADE

199	Fred Cox, 1968-74
151	Gary Anderson, 1998-01
133	Fred Cox, 1964-68

HIGHEST PERCENTAGE, CAREER (MIN. 200 MADE)

99.1	Gary Anderson, 1998-02 (215-217)
------	----------------------------------

MOST MADE, NO MISSES, SEASON

59	Gary Anderson, 1998
48	Aaron Elling, 2003
46	Gary Anderson, 1999

FIELD GOALS

MOST ATTEMPTED, CAREER

455	Fred Cox, 1963-77
171	Fuad Reveiz, 1990-95
158	Blair Walsh, 2012-16

MOST ATTEMPTED, SEASON

46	Fred Cox, 1970
39	Rich Karlis, 1989
	Fuad Reveiz, 1994
	Blair Walsh, 2015

MOST ATTEMPTED, GAME

7	Rich Karlis, vs. LA Rams, 11/5/89
6	Fred Cox, vs. N.O., 9/27/70
	Fred Cox, @ Chi., 9/23/73
	Fred Cox, vs. Cle., 11/4/73
	Rich Karlis, vs. Cin., 12/25/89
	Fuad Reveiz, vs. G.B., 9/26/93
	Gary Anderson, @ Bal., 12/13/98
	Ryan Longwell, vs. Ind., 9/14/08
	Blair Walsh, @ Tenn., 9/11/16
	Kai Forbath, vs. Bal., 10/22/17

MOST ATTEMPTED, GAME, OPPONENT

8	Garo Yepremian, vs. Det., 11/13/66
7	Jason Hanson, @ Det., 10/17/99

MOST MADE, CAREER

282	Fred Cox, 1963-77
135	Ryan Longwell, 2006-11
133	Fuad Reveiz, 1990-95
	Blair Walsh, 2016

MOST MADE, SEASON

35	Gary Anderson, 1998
	Blair Walsh, 2012
34	Fuad Reveiz, 1994
	Blair Walsh, 2015

MOST MADE, SEASON, ROOKIE

35	Blair Walsh, 2012
9	Mike Mercer, 1961

VIKINGS INDIVIDUAL RECORDS

MOST MADE, GAME

7	Rich Karlis, vs. LA Rams, 11/5/89
6	Gary Anderson, @ Bal., 12/13/98 Kai Forbath, vs. Bal., 10/22/17

MOST MADE, GAME, OPPONENT

6	Garo Yepremian, vs. Det., 11/13/66 ason Hanson, @ Det., 10/17/99
---	---

MOST MADE, NO MISSES, GAME

7	Rich Karlis, vs. LA Rams, 11/5/89
---	-----------------------------------

MOST MADE, ONE QUARTER

3	Many times, last Blair Walsh, @ Stl., 12/16/12 (2nd)
---	--

MOST CONSECUTIVE FIELD GOALS MADE

35	Gary Anderson, 1998
31	Fuad Reveiz, 1994-95

MOST CONSECUTIVE GAMES MADE FG

31	Fred Cox, 1968-70
----	-------------------

LONGEST FIELD GOAL

61	Greg Joseph, vs. NYG, 12/24/22
56	Paul Edinger, vs. G.B., 10/23/05 Blair Walsh, @ Hou., 12/23/12 Greg Joseph, vs. G.B., 9/11/22
55	Greg Joseph, vs. Det., 10/10/21
	Ryan Longwell, @ Chi., 10/14/07 Blair Walsh, vs. Jax., 9/9/12 Blair Walsh, @ Sea., 11/4/12 Blair Walsh, vs. Atl., 9/28/14 Blair Walsh, @ Buf., 10/19/14
54	Jan Stenerud, vs. Atl., 9/16/84 Paul Edinger, vs. Chi., 1/1/06 Ryan Longwell, vs. G.B., 11/9/08 Ryan Longwell, @ Jax., 11/23/08 Blair Walsh, vs. G.B., 12/20/12 Blair Walsh, vs. Pit., 9/29/13 Blair Walsh, @ Ari., 12/10/16

LONGEST FIELD GOAL, OPPONENT

62	Matt Prater, @ Ari., 9/19/21
61	Greg Zuerlein, vs. Stl., 11/8/15
58	Mason Crosby, vs. G.B., 10/23/11 Matt Prater, vs. Det., 11/6/16

MOST MADE, 50 OR MORE YARDS, CAREER

24	Blair Walsh, 2012-16
11	Ryan Longwell, 2006-11 Greg Joseph, 2021-
8	Fuad Reveiz, 1990-95

MOST MADE, 50 OR MORE YARDS, SEASON

10	Blair Walsh, 2012
7	Greg Joseph, 2021
6	Ryan Longwell, 2008 Blair Walsh, 2015 Kai Forbath, 2017

MOST MADE, 50 OR MORE YARDS, GAME

3	Blair Walsh, @ Stl., 12/16/12
---	-------------------------------

HIGHEST FIELD GOAL PERCENTAGE, CAREER (MIN. 100 MADE)

86.0	Ryan Longwell, 2006-11 (135-157)
84.5	Gary Anderson, 1998-02 (109-129)
84.2	Blair Walsh, 2012-15 (133-158)
77.8	Fuad Reveiz, 1990-95 (133-171)
62.0	Fred Cox, 1963-77 (282-455)

HIGHEST FIELD GOAL PERCENTAGE, SEASON (QUALIFIERS)

100.0	Gary Anderson, 1998 (35-35)
95.7	Gary Anderson, 2000 (22-23)
94.4	Ryan Longwell, 2010 (17-18)
93.1	Dan Bailey, 2019 (27-29)
92.9	Ryan Longwell, 2009 (26-28)

SAFETIES

CAREER

4.0	Jared Allen, 2008-12
2.5	Chris Doleman, 1985-93, '99
2.0	Carl Eller, 1964-78 Alan Page, 1967-78

SEASON

2	Alan Page, 1971 Jared Allen, 2008
---	--------------------------------------

GAME

1	Many Times, last vs. Jax., M. Glennon sacked in EZ by Ifeadi Odenigbo
---	--

RUSHING

MOST SEASONS LEADING TEAM

8	Adrian Peterson, 2007-13, 2015
6	Chuck Foreman, 1973-78 Robert Smith, 1995-00
5	Darrin Nelson, 1983, 1985-88

MOST CONSECUTIVE SEASONS LEADING TEAM

7	Adrian Peterson, 2007-13
6	Chuck Foreman, 1973-78 Robert Smith, 1995-00

ATTEMPTS

CAREER

2,418	Adrian Peterson, 2007-16
1,627	Bill Brown, 1962-74
1,529	Chuck Foreman, 1973-79
1,411	Robert Smith, 1993-00

SEASON

363	Adrian Peterson, 2008
348	Adrian Peterson, 2012
327	Adrian Peterson, 2015

SEASON, ROOKIE

238	Adrian Peterson, 2007
201	Alfred Anderson, 1984
182	Chuck Foreman, 1973

GAME

35	Adrian Peterson, vs. Chi., 12/1/13
34	Adrian Peterson, vs. G.B., 12/30/12
33	Chuck Foreman, vs. S.D., 11/23/75 Chuck Foreman, @ Det., 12/17/77 Terry Allen, @ Pit., 12/20/92 Scottie Graham, vs. K.C., 12/26/93

GAME, OPPONENT

40	Walter Payton, @ Chi., 11/20/77
36	James Jones, vs. Det., 9/7/86
35	Earl Campbell, vs. N.O., 11/24/85

CONSECUTIVE ATTEMPTS WITH FUMBLE

478	Robert Smith, 1996-98
349	Scottie Graham, 1993-96

YARDS

CAREER

11,747	Adrian Peterson, 2007-16
6,818	Robert Smith, 1993-00
5,993	Dalvin Cook, 2017-2022
5,887	Chuck Foreman, 1973-79

SEASON

2,097	Adrian Peterson, 2012
1,760	Adrian Peterson, 2008
1,557	Dalvin Cook, 2020
1,521	Robert Smith, 2000
1,485	Adrian Peterson, 2015
1,383	Adrian Peterson, 2009
1,341	Adrian Peterson, 2007
1,298	Adrian Peterson, 2010
1,296	Michael Bennett, 2002

SEASON, ROOKIE

1,341	Adrian Peterson, 2007
801	Chuck Foreman, 1973
773	Alfred Anderson, 1984

GAME

296	Adrian Peterson, vs. S.D., 11/4/07
224	Adrian Peterson, @ Chi., 10/14/07
212	Adrian Peterson, @ Stl., 12/16/12
211	Adrian Peterson, vs. Chi., 12/1/13
210	Adrian Peterson, @ G.B., 12/2/12
206	Dalvin Cook, vs. Det., 11/8/20
205	Dalvin Cook, vs. Pit., 12/9/21
203	Adrian Peterson, @ Oak., 11/15/15
200	Chuck Foreman, @ Phi., 10/24/76
199	Adrian Peterson, vs. G.B., 12/30/12
192	Adrian Peterson, vs. G.B., 11/9/08

GAME, ROOKIE

296	Adrian Peterson, vs. S.D., 11/4/07
224	Adrian Peterson, @ Chi., 10/14/07
148	Onterio Smith, @ Chi., 12/14/03

GAME, OPPONENT

275	Walter Payton, @ Chi., 11/20/77
220	Barry Sanders, vs. Det., 11/24/91
219	James Wilder, vs. T.B., 11/6/83
203	Earl Campbell, @ Hou., 12/21/80

LONGEST RUN (ALL TDS)

95	Chester Taylor, @ Sea., 10/22/06
85	Michael Bennett, @ T.B., 11/3/02
84	Chester Taylor, @ S.F., 12/9/07
82	Adrian Peterson, @ G.B., 12/2/12 Adrian Peterson, @ St.L., 12/16/12
81	Dalvin Cook, @ Buf., 11/13/22
80	Clinton Jones, vs. Chi., 11/2/69 Adrian Peterson, vs. Det., 9/26/10 Adrian Peterson, @ Oak., 11/15/15
78	Robert Smith, @ Buf., 8/31/97 Michael Bennett, vs. NYG, 11/10/02 Adrian Peterson, vs. Det., 9/8/13

LONGEST RUN, OPPONENT

99	Tony Dorsett, vs. Dal., 1/3/83 (td)
91	Damien Williams, @ KC, 11/3/19 (td)
76	Robert Griffin III, @ Was., 10/14/12 (td)
75	James Wilder, vs. T.B., 11/6/83 (td) Kalen Ballage, vs. Mia, 12/16/18 (td)

MOST SEASONS, 1,000+ YARDS

7	Adrian Peterson, 2007-10, 2012-13, 2015
4	Robert Smith, 1997-00

VIKINGS INDIVIDUAL RECORDS

Dalvin Cook, 2017-2022

MOST CONSECUTIVE SEASONS, 1,000+ YARDS

4 Robert Smith, 1997-00
Adrian Peterson, 2007-10
Dalvin Cook, 2019-22

MOST GAMES, 100+ YARDS, CAREER

49 Adrian Peterson, 2007-16
29 Robert Smith, 1993-00
21 Dalvin Cook, 2017-2022
17 Chuck Foreman, 1973-79
9 Michael Bennett, 2001-05
8 Bill Brown, 1962-74

MOST GAMES, 100+ YARDS, SEASON

10 Adrian Peterson, 2008
Adrian Peterson, 2012
8 Robert Smith, 2000
Dalvin Cook, 2020
7 Adrian Peterson, 2015
6 Robert Smith, 1997
Adrian Peterson, 2007
5 Chuck Foreman, 1975
Robert Smith, 1998
Michael Bennett, 2002
Adrian Peterson, 2010
Adrian Peterson, 2013
Dalvin Cook, 2019

MOST CONSECUTIVE GAMES, 100+ YARDS

8 Adrian Peterson, 10/21/12-12/16/12
5 Robert Smith, 11/6/00-11/30/00
4 Michael Bennett, 10/27/02-11/17/02
Adrian Peterson, 10/12/08-11/9/08
3 Chuck Foreman, 11/9/75-11/23/75
Adrian Peterson, 9/23/07-10/14/07
Adrian Peterson, 11/30/08-12/14/08
Adrian Peterson, 11/1/15-11/15/15
Dalvin Cook, 9/8/19-9/22/19
Dalvin Cook, 12/16/20-12/20/20

AVERAGE GAIN

CAREER (700 ATT.)

4.90 Adrian Peterson, 2007-16 (2,418-11,747)
4.80 Robert Smith, 1993-99 (1,116-5,297)
4.70 Dalvin Cook, 2017-2022 (1,262-5,929)

SEASON (QUALIFIERS)

6.0 Adrian Peterson, 2012 (348-2,097)
5.6 Adrian Peterson, 2007 (238-1,341)
5.5 Robert Smith, 1997 (232-1,266)

GAME (10 ATT.)

12.2 Tommy Mason, vs. Bal., 11/17/63
11.7 Terry Allen, @ G.B., 9/6/62
11.4 Michael Bennett, @ T.B., 11/3/02

TOUCHDOWNS

MOST SEASONS LEADING TEAM

8 Adrian Peterson, 2007-13, 2015
6 Chuck Foreman, 1973-78
Ted Brown, 1980-81, 1983-86

MOST CONSECUTIVE SEASONS LEADING TEAM

7 Adrian Peterson, 2007-13
6 Chuck Foreman, 1973-78
4 Ted Brown, 1983-86

CAREER

97 Adrian Peterson, 2007-16

52 Chuck Foreman, 1973-79
Bill Brown, 1962-74
47 Dalvin Cook, 2017-2022

SEASON

18 Adrian Peterson, 2009
16 Dalvin Cook, 2020
13 Dalvin Cook, 2019
Chuck Foreman, 1975
Chuck Foreman, 1976
Terry Allen, 1992

SEASON, ROOKIE

12 Adrian Peterson, 2007
5 Fran Tarkenton, 1961
D.J. Dozier, 1987
Onterio Smith, 2003

GAME

3 Tommy Mason, @ S.F., 10/24/65
Clinton Jones, vs. Det., 11/15/70
Chuck Foreman, @ G.B., 9/15/74
Chuck Foreman, vs. S.D., 11/23/75
D.J. Dozier, vs. Den., 10/26/87
Herschel Walker, @ Phoe., 10/27/91
Daunte Culpepper, vs. Chi., 9/3/00
Onterio Smith, vs. K.C., 12/20/03
Artose Pinner, @ Det., 12/10/06
Adrian Peterson, @ Chi., 10/14/07
Adrian Peterson, vs. S.D., 11/4/07
Chester Taylor, vs. Oak., 11/18/07
Adrian Peterson, @ Cle., 9/13/09
Adrian Peterson, vs. Buf., 12/5/10
Adrian Peterson, vs. Ari., 10/9/11
Matt Asiata, vs. Phi., 12/15/13
Matt Asiata, vs. Atl., 9/28/14
Matt Asiata, vs. Was., 11/2/14
Dalvin Cook, @ GB, 11/1/20

GAME, OPPONENT

6 Alvin Kamara, @ N.O., 12/25/20
4 Lenny Moore, @ Bal., 10/1/61
Billy Kilmer, vs. S.F., 10/15/61
Barry Sanders, vs. Det., 11/24/91
Marshall Faulk, @ St.L, 12/10/00
Shaun Alexander, @ Sea., 9/29/02

MOST CONSECUTIVE GAMES WITH RUSHING TD

7 Moe Williams, 2002
Dalvin Cook, 2020
6 Bill Brown, 1968
Adrian Peterson, 2011

PASSING

MOST SEASONS LEADING TEAM

13 Fran Tarkenton, 1961-66, 1972-78
7 Tommy Kramer, 1979-82, 1984-86

MOST CONSECUTIVE SEASONS LEADING TEAM

7 Fran Tarkenton, 1972-78
6 Fran Tarkenton, 1961-66
5 Daunte Culpepper, 2000-04
4 Tommy Kramer, 1979-82

RATING

HIGHEST, CAREER (1,500 ATT.)

101.3 Kirk Cousins, 2018-Present
91.5 Daunte Culpepper, 1999-05
82.5 Brad Johnson, 1992-98, 2005-06
80.2 Fran Tarkenton, 1961-66, 1972-78

HIGHEST, SEASON (QUALIFIERS)

110.9 Daunte Culpepper, 2004
107.4 Kirk Cousins, 2019
107.2 Brett Favre, 2009
106.0 Randall Cunningham, 1998

HIGHEST, GAME (20 ATT.)

157.2 Gus Frerotte, vs. S.F., 9/28/03
154.4 Teddy Bridgewater, vs. Chi., 12/20/15
151.8 Fran Tarkenton, vs. Hou., 10/13/74
151.3 Daunte Culpepper, vs. G.B., 12/24/04

ATTEMPTS

CAREER

4,569 Fran Tarkenton, 1961-66, 1972-78
3,648 Tommy Kramer, 1977-89
2,858 Kirk Cousins, 2018-

SEASON

643 Kirk Cousins, 2022
606 Warren Moon, 1995
Kirk Cousins, 2018
601 Warren Moon, 1994

GAME

63 Rich Gannon, @ N.E., 10/20/91
62 Steve Dils, @ T.B., 9/5/81
61 Tommy Kramer, @ N.E., 12/16/79

GAME, OPPONENT

70 Drew Bledsoe, @ N.E., 11/13/94
57 Troy Aikman, @ Dal., 11/26/98
55 Doug Williams, vs. T.B., 11/16/8
Sam Bradford, @ Stl., 12/16/12

COMPLETIONS

CAREER

2,635 Fran Tarkenton, 1961-66, 1972-78
2,011 Tommy Kramer, 1977-89
1,941 Kirk Cousins, 2018-
1,678 Daunte Culpepper, 1999-05

SEASON

425 Kirk Cousins, 2018
424 Kirk Cousins, 2022
395 Sam Bradford, 2016

GAME

40 Kirk Cousins, vs. Buf., 9/23/18
38 Tommy Kramer, vs. Cle., 12/14/80
Tommy Kramer, vs. G.B., 11/29/81
Steve Dils, @ T.B., 9/5/81
Daunte Culpepper, @ Phi., 9/20/04

GAME, OPPONENT

45 Drew Bledsoe, @ N.E., 11/13/94
36 Ben Roethlisberger, vs. Pit., 9/29/13
35 Drew Bledsoe, vs. Buf., 9/15/02
Sam Bradford, Stl., 12/16/12
Ryan Tannehill, @ Mia., 12/21/14

CONSECUTIVE PASSES COMPLETED

17 Kirk Cousins, vs. Chi., 10/9/22
16 Tommy Kramer, @ G.B., 11/11/79
14 Wade Wilson, vs. Det., 11/6/88

VIKINGS INDIVIDUAL RECORDS

COMPLETION PERCENTAGE

Tommy Kramer, 1985

CAREER (1,500 ATT.)

67.9	Kirk Cousins, 2018- (1,941-2,858)
64.4	Daunte Culpepper, 1999-05 (1,678-2,607)
62.0	Brad Johnson, 1992-98, 2005-06 (1,036-1,670)
57.6	Fran Tarkenton, 1961-66, 1972-78 (2,635-4,569)

SEASON (QUALIFIER)

71.6	Sam Bradford, 2016 (395-552)
70.1	Kirk Cousins, 2018 (425-606)
69.2	Daunte Culpepper, 2004 (379-548)
69.1	Kirk Cousins, 2019 (307-444)
68.4	Brett Favre, 2009 (363-531)

GAME (20 ATTEMPTS)

88.5	Kirk Cousins, vs. Wash., 10/24/19 (23-26)
88.0	Brett Favre, vs. Sea., 11/22/09 (22-25)
87.0	Case Keenum, vs. Cin., 12/17/17 (20-23)

YARDS GAINED

CAREER

33,098	Fran Tarkenton, 1961-66, 1972-78
24,775	Tommy Kramer, 1977-89
21,642	Kirk Cousins, 2018-

SEASON

4,717	Daunte Culpepper, 2004
4,547	Kirk Cousins, 2022
4,298	Kirk Cousins, 2018
4,265	Kirk Cousins, 2020

GAME

490	Tommy Kramer, @ Was., 11/2/86 (OT)
460	Kirk Cousins, vs. Ind., 12/17/22 (OT)
456	Tommy Kramer, vs. Cle., 12/14/80
449	Joe Kapp, vs. Bal., 9/28/69
446	Brett Favre, vs. Ari., 11/7/10

GAME, OPPONENT

486	Doug Williams, vs. T.B., 11/16/80
465	Jared Goff, @ L.A.R., 9/27/18
463	Drew Bledsoe, vs. Buf., 9/15/02

MOST SEASONS, 3,000+ PASSING YARDS

5	Tommy Kramer, 1979-81, 1985-86
	Kirk Cousins, 2018-22
4	Daunte Culpepper, 2000, 2002-04

MOST GAMES, 300+ PASSING YARDS, CAREER

25	Kirk Cousins, 2018-
19	Tommy Kramer, 1977-89
	Daunte Culpepper, 1999-05

MOST GAMES, 300+ PASSING YARDS, SEASON

6	Warren Moon, 1994
	Daunte Culpepper, 2004
	Brett Favre, 2009
	Kirk Cousins, 2021
5	Tommy Kramer, 1981
	Tommy Kramer, 1985
	Daunte Culpepper, 2000
	Kirk Cousins, 2020

MOST CONSECUTIVE GAMES, 300+ YARDS

4	Daunte Culpepper, 2004
3	Kirk Cousins, 2020
	Kirk Cousins, 2019
	Randall Cunningham, 1998
	Warren Moon, 1994
	Warren Moon, 1995

LONGEST PASS COMPLETION (ALL TDS, *OVERTIME)

99	Gus Frerotte (to B. Berrian), vs. Chi., 11/30/08
89	Fran Tarkenton (to C. Ferguson), @ Chi., 11/11/62
87*	Teddy Bridgewater (to J. Wright), vs. N.Y.J., 12/7/14 (OT)
86	Gus Frerotte (to B. Berrian), vs. Det., 10/12/08
85	Joe Kapp (to G. Washington), vs. Stl., 10/8/67
	Warren Moon (to Q. Ismail), vs. Det., 9/10/95
83	Joe Kapp (to G. Washington), vs. Bal., 9/28/69
82	Brad Johnson (to J. Reed), @ Oak., 11/17/96
	Daunte Culpepper (to R. Moss), @ Det., 12/19/04
80	Fran Tarkenton (to J. Gilliam), vs. Hou., 10/13/74
	Jeff George (to M. Hatchette), vs. S.F., 10/24/99
	Todd Bouman (to M. Bennett), @ Pit., 12/2/01
	Brad Johnson (to K. Robinson), @ Det., 12/4/05

OPPONENT/LONGEST PASS COMP. (ALL TDS)

95	Lynn Dickey (to Steve Odom), vs. G.B., 10/2/77
94	Ken Anderson (to Billy Brooks), vs. Cin., 11/13/77
93	Rodney Peete (to Herman Moore), vs. Det., 10/31/93

AVERAGE GAIN

CAREER (1,500 ATT.)

7.73	Daunte Culpepper, 1999-05 (2,607-20,162)
7.57	Kirk Cousins, 2018- (2,858-21,642)
7.29	Wade Wilson, 1981-91 (1,665-12,135)

SEASON (QUALIFIERS)

8.72	Randall Cunningham, 1998 (425-3,704)
8.61	Daunte Culpepper, 2004 (548-4,717)
8.56	Jeff George, 1999 (329-2,816)
8.31	Daunte Culpepper, 2000 (474-3,937)

GAME (20 ATT.)

14.0	Tommy Kramer, @ Was., 11/2/86 (35-490)
13.9	Fran Tarkenton, vs. Det., 11/7/76 (25-347)
13.8	Randall Cunningham, @ G.B., 10/5/98 (32-442)

TOUCHDOWNS

CAREER

239	Fran Tarkenton, 1961-66, 1972-78
159	Tommy Kramer, 1977-89
159	Kirk Cousins, 2018-
135	Daunte Culpepper, 1999-05

SEASON

39	Daunte Culpepper, 1999-05
35	Kirk Cousins, 2020
34	Randall Cunningham, 1998
33	Warren Moon, 1995
	Daunte Culpepper, 2000
	Brett Favre, 2009
	Kirk Cousins, 2021

GAME

7	Joe Kapp, vs. Bal., 9/28/69
6	Tommy Kramer, vs. G.B., 9/28/86
5	Tommy Kramer, vs. Chi., 11/28/82
	Daunte Culpepper, vs. Dal., 9/12/04
	Daunte Culpepper, @ Hou., 10/10/04
	Daunte Culpepper, @ N.O., 10/17/04

GAME, ROOKIE

4	Fran Tarkenton, vs. Chi., 9/17/61
	Fran Tarkenton, vs. LA Rams, 12/3/61
	Fran Tarkenton, @ Chi., 12/17/61

GAME, OPPONENT

5	Gary Cuzzo, vs. Bal., 11/14/65
	John Brodie, vs. S.F., 11/28/65
	Gary Danielson, @ Det., 12/9/78
	John Elway, @ Den., 11/18/84
	Brett Favre, @ G.B., 9/21/97
	Brad Johnson, @ T.B., 11/3/02
	Drew Brees, vs. N.O., 12/18/11
	Jared Goff, @ L.A.R., 9/27/18

MOST GAMES, FOUR OR MORE TOUCHDOWN PASSES, CAREER

9	Tommy Kramer, 1977-89
7	Fran Tarkenton, 1961-66, 1972-78
6	Daunte Culpepper, 1999-05

MOST GAMES, FOUR OR MORE TOUCHDOWN PASSES, SEASON

4	Randall Cunningham, 1998
	Daunte Culpepper, 2004
3	Fran Tarkenton, 1961
	Tommy Kramer, 1981

MOST CONSECUTIVE GAMES, FOUR OR MORE TOUCHDOWN PASSES

2	Tommy Kramer, 1981
	Warren Moon, 1995
	Randall Cunningham, 1998
	Randall Cunningham, 1998
	Daunte Culpepper, 2004
	Kirk Cousins, 2019

MOST CONSECUTIVE GAMES, TOUCHDOWN PASS

39	Kirk Cousins, 2020-22
24	Daunte Culpepper, 2000-01
21	Daunte Culpepper, 2003-04

HAD INTERCEPTED

CAREER

194	Fran Tarkenton, 1961-66, 1972-78
157	Tommy Kramer, 1977-89
86	Daunte Culpepper, 1999-2005

SEASON

32	Fran Tarkenton, 1978
26	Tommy Kramer, 1985
25	Fran Tarkenton, 1962

GAME

5	Many times, last by Daunte Culpepper, @ Cin., 9/18/05
---	---

GAME, OPPONENT

6	Vinny Testaverde, @ T.B., 10/23/88
5	Billy Wade, @ Chi., 11/11/62
	Kim McQuilken, vs. Atl., 11/9/75
	Eric Hipple, vs. Det., 9/25/83
	Ryan Fitzpatrick, vs. Stl., 12/11/05

CONSECUTIVE ATTEMPTS, NO INTERCEPTIONS

224	Kirk Cousins, 2020-21
210	Kirk Cousins, 2021
201	Kirk Cousins, 2019
193	Warren Moon, 1995

VIKINGS INDIVIDUAL RECORDS

MOST ATTEMPTS, NO INTERCEPTIONS, GAME

62 Rich Gannon, @ N.E., 10/20/91

MOST ATTEMPTS, NO INTERCEPTIONS, GAME, OPPONENT

70 Drew Bledsoe, @ N.E., 11/13/94

LOWEST PERCENTAGE PASSES INTERCEPTED

CAREER (1,500 ATT.)

1.8 **Kirk Cousins, 2018- (2,814-51)**
2.9 Brad Johnson, 1992-98, 2005-06 (1,670-48)
3.3 Daunte Culpepper, 1999-05 (2,607-86)

SEASON (QUALIFIERS)

0.9 Sam Bradford, 2016 (552-5)
1.2 **Kirk Cousins, 2021 (561-7)**
1.3 Brett Favre, 2009 (531-7)
1.4 Brad Johnson, 2005 (294-4)
Kirk Cousins, 2019 (444-6)

TIMES SACKED

CAREER

417 Fran Tarkenton, 1961-66, 1972-78
247 Tommy Kramer, 1977-89
228 Daunte Culpepper, 1999-05

SEASON

47 Daunte Culpepper, 2002
46 Fran Tarkenton, 1964
Daunte Culpepper, 2004
Kirk Cousins, 2022

GAME

11 Archie Manning, @ Chi., 10/28/84
9 Fran Tarkenton, @ Chi., 12/17/61
Fran Tarkenton, vs. Bal., 9/23/62
Fran Tarkenton, vs. Det., 10/11/64
Daunte Culpepper, @ Atl., 10/2/05

GAME, OPPONENT

10 Matthew Stafford, vs. Det., 11/4/18
9 Bill Munson, vs. Det., 10/6/68
Bobby Douglass, vs. Chi., 11/2/69
Randy Johnson, @ Atl., 12/20/70
Jim Harbaugh, @ Chi., 10/25/93
Ryan Tannehill, vs. Mia., 12/16/18

HIGHEST ATTEMPTS/SACK RATIO, CAREER (1,000 ATT.)

18.0 Warren Moon, 1994-95 (1,207-67)
16.7 Brad Johnson, 1992-98, '05-06 (1,670-100)
14.7 Tommy Kramer, 1977-89 (3,648-248)

HIGHEST ATTEMPTS/SACK RATIO, SEASON (QUALIFIERS)

31.2 Tommy Kramer, 1981 (593-19)
21.9 Case Keenum, 2017 (481-22)
21.3 Randall Cunningham, 1998 (425-20)

PASS RECEIVING

RECEPTIONS

MOST SEASONS, LEADING TEAM

10 Cris Carter, 1991-00
4 Anthony Carter, 1987-90

MOST CONSECUTIVE SEASONS, LEADING TEAM

10 Cris Carter, 1991-00
4 Anthony Carter, 1987-90

CAREER

1,004 Cris Carter, 1990-01
587 Randy Moss, 1998-04, '10
534 Adam Thielen, 2014-22
498 Steve Jordan, 1982-94

SEASON

128 **Justin Jefferson, 2022**
122 Cris Carter, 1994
Cris Carter, 1995
113 Adam Thielen, 2018
111 Randy Moss, 2003

SEASON, ROOKIE

88 **Justin Jefferson, 2020**
69 Randy Moss, 1998
60 Percy Harvin, 2009

GAME

15 Rickey Young, @ N.E., 12/16/79
14 Cris Carter, @ Ari., 10/2/94
Adam Thielen, vs. Buf., 9/23/18
13 Stefon Diggs, vs. Det., 11/6/16
Stefon Diggs, @ Wash., 11/13/16
Stefon Diggs, @ Chi., 11/18/18
T.J. Hockenson, vs. NYG, 12/24/22

GAME, ROOKIE

9 Sammy White, vs. LA Rams, 9/19/76
Sammy White, @ Mia., 12/11/76
Justin Jefferson, vs. Atl., 10/18/20
Justin Jefferson, vs. Jax., 12/6/20
Justin Jefferson, @ Det., 1/3/21
8 James Brim, @ Chi., 10/11/87
Randy Moss, vs. G.B., 11/22/98
Randy Moss, vs. Chi., 12/6/98
Cordarrelle Patterson, at G.B., 11/24/13
Justin Jefferson, @ Chi, 11/16/20
Justin Jefferson, vs. Chi., 12/20/20

GAME, OPPONENT

14 Jerry Rice, @ S.F., 12/18/95
13 James Wilder, @ T.B., 9/15/85
Peerless Price, vs. Buf., 9/15/02

MOST CONSECUTIVE GAMES, PASS RECEPTION

111 Cris Carter, 1991-98
105 Anthony Carter, 1985-92
Randy Moss, 1998-04, '10

MOST SEASONS 50 OR MORE PASS RECEPTIONS

11 Cris Carter, 1991-01
6 Ahmad Rashad, 1976-81
Randy Moss, 1998-03
Adam Thielen, 2016-18, '20-22
5 Steve Jordan, 1985-86, '88, '91, '93
Anthony Carter, 1988-91, '93

YARDS

MOST SEASONS LEADING TEAM

6 Randy Moss, 1998-03
5 Anthony Carter, 1985, 1987-90
Cris Carter, 1991-95

MOST CONSECUTIVE SEASONS LEADING TEAM

6 Randy Moss, 1998-03
5 Cris Carter, 1991-95

4 Gene Washington, 1967-70
Anthony Carter, 1987-90

CAREER

12,383 Cris Carter, 1990-01
9,316 Randy Moss, 1998-04, '10
7,635 Anthony Carter, 1985-93

SEASON

1,771 **Justin Jefferson, 2022**
1,632 Randy Moss, 2003
1,509 **Justin Jefferson, 2021**
1,437 Randy Moss, 2000
1,413 Randy Moss, 1999
1,400 **Justin Jefferson, 2020**

SEASON, ROOKIE

1,400 **Justin Jefferson, 2020**
1,313 Randy Moss, 1998
906 Sammy White, 1976

GAME

223 **Justin Jefferson, @ Det., 12/11/22**
210 Sammy White, vs. Det., 11/7/76
204 Randy Moss, @ Chi., 11/14/99
202 Paul Flatley, @ S.F., 10/24/65
Adam Thielen, @ G.B., 12/24/16
201 Sidney Rice, vs. Det., 11/5/09

GAME, ROOKIE

210 Sammy White, vs. Det., 11/7/76
190 Randy Moss, @ G.B., 10/5/98
175 **Justin Jefferson, vs. Ten., 9/27/20**

GAME, OPPONENT

289 Jerry Rice, @ S.F., 12/18/95
249 Alshon Jeffrey, vs. Chi., 12/1/13
207 Calvin Johnson, vs. Det., 11/11/12

LONGEST PASS RECEPTION (ALL TDS)

99 Bernard Berrian (from G. Frerotte), vs. Chi., 11/30/08
89 Charley Ferguson (from F. Tarkenton), @ Chi., 11/11/62
97 Jarius Wright (from T. Bridgewater), vs. NYJ, 12/7/14 (OT)
96 Bernard Berrian (from G. Frerotte), vs. Det., 10/12/08
85 Gene Washington (from J. Kapp), vs. St.L., 10/8/67
Qadry Ismail (from W. Moon), vs. Det., 9/10/95
83 Gene Washington (from J. Kapp), vs. Bal., 9/28/69
82 Jake Reed (from B. Johnson), @ Oak., 11/17/96
Randy Moss (from D. Culpepper), @ Det., 12/19/04
80 John Gilliam (from F. Tarkenton), vs. Hou., 10/13/74
Matthew Hatchette (from J. George), vs. S.F., 10/24/99
Michael Bennett (from T. Bouman), @ Pit., (12/2/01)
Koren Robinson (from B. Johnson), @ Det., 12/4/05

MOST SEASONS, 1,000+ YARDS PASS RECEIVING

8 Cris Carter, 1993-00
6 Randy Moss, 1998-03
4 Jake Reed, 1994-97

MOST GAMES, 100+ YARDS, CAREER

41 Randy Moss, 1998-04
40 Cris Carter, 1990-01
26 **Justin Jefferson, 2020-**

VIKINGS INDIVIDUAL RECORDS

22 Anthony Carter, 1985-93
21 Adam Thielen, 2014-22

MOST GAMES, 100+ YARDS, SEASON

9 Adam Thielen, 2018
Justin Jefferson, 2022
8 Randy Moss, 2000
Randy Moss, 2003
7 Randy Moss, 1999
Randy Moss, 2002
Justin Jefferson, 2020
Justin Jefferson, 2021

MOST CONSECUTIVE GAMES, 100+ YARDS

8 Adam Thielen, 2018
4 Jake Reed, 1997
Cris Carter, 1999
Randy Moss, 2000
Randy Moss, 2003

AVERAGE GAIN

CAREER (200 RECEPTIONS)

16.8 Hassan Jones, 1986-92 (222-3,733)
16.3 Sammy White, 1976-86 (393-6,400)
16.0 Paul Flatley, 1963-67 (202-3,222)
Anthony Carter, 1985-93 (478-7,635)

SEASON (25 RECEPTIONS)

24.3 Anthony Carter, 1987 (38-923)
22.2 John Gilliam, 1974 (26-577)
22.0 John Gilliam, 1972 (47-1,034)

GAME (3 RECEPTIONS)

54.3 Randy Moss, @ Dal., 11/26/98 (3-163)
53.0 Leo Lewis, @ Was., 11/2/86 (3-159)
44.0 Hassan Jones, @ Dal., 11/13/88 (3-132)

TOUCHDOWNS

CAREER

110 Cris Carter, 1990-01
92 Randy Moss, 1998-04, '10
55 Adam Thielen, 2014-22
52 Anthony Carter, 1985-93
50 Sammy White, 1976-86

SEASON

17 Cris Carter, 1995
Randy Moss, 1998
Randy Moss, 2003
15 Randy Moss, 2000
14 Adam Thielen, 2020
13 Cris Carter, 1997
Cris Carter, 1999
Randy Moss, 2004

SEASON, ROOKIE

17 Randy Moss, 1998
10 Sammy White, 1976
7 **Justin Jefferson, 2020**

GAME

4 Ahmad Rashad, vs. S.F., 9/2/79
3 Jerry Reichow, @ Chi., 12/17/61
Charley Ferguson, @ Chi., 11/11/62
Gene Washington, vs. Cle., 11/9/69
Sammy White, @ Mia., 12/11/76
Sammy White, vs. Chi., 11/28/82
Cris Carter, vs. Mia., 9/25/94
Cris Carter, vs. Ind., 12/21/97
Randy Moss, @ Dal., 11/26/98

Randy Moss, vs. Chi., 12/6/98
Cris Carter, @ Chi., 11/14/99
Randy Moss, @ Det., 10/1/00
Randy Moss, vs. NYG, 11/19/01
Randy Moss, vs. S.F., 9/28/03
Marcus Robinson, vs. Cle., 11/27/05
Stefon Diggs, vs. Phil., 10/13/19

GAME, OPPONENT

3 Many times, last by Jordan Cameron, vs. Cle., 9/22/13

MOST CONSECUTIVE GAMES, TOUCHDOWN

7 Randy Moss, 1998
Cris Carter, 1999
6 Cris Carter, 1996-97
Cris Carter, 1998-99

RUSHING - RECEIVING

MOST SEASONS LEADING TEAM

7 Adrian Peterson, 2007-10, 2012-13, 2015
6 Chuck Foreman, 1973-78

MOST CONSECUTIVE SEASONS LEADING TEAM

6 Chuck Foreman, 1973-78
4 Adrian Peterson, 2007-10
3 Bill Brown, 1964-66
Ted Brown, 1980-82
Anthony Carter, 1987-89
Cris Carter, 1993-95

ATTEMPTS

CAREER

2,659 Adrian Peterson, 2007-16 (ru-2,418, re-241)
1,911 Bill Brown, 1962-74 (ru-1,627, re-284)
1,865 Chuck Foreman, 1973-79 (ru-1,529, re-336)

SEASON

388 Adrian Peterson, 2012 (ru-348, re-40)
384 Adrian Peterson, 2008 (ru-363, re-21)
357 Ted Brown, 1981 (ru-274, re-83)
Adrian Peterson, 2009 (ru-314, re-43)
Adrian Peterson, 2015 (ru-327, re-30)

SEASON, ROOKIE

257 Adrian Peterson, 2007 (ru-238, re-19)
219 Chuck Foreman, 1973 (ru-182, re-37)
218 Alfred Anderson, 1984 (ru-201, re-17)

GAME

39 Ted Brown, vs. T.B., 11/8/81 (ru-31, re-8)
38 Dalvin Cook, vs. Jax., 12/6/20 (ru-32, re-6)
37 Chuck Foreman, vs. S.D., 11/23/75 (ru-33, re-4)
Adrian Peterson, vs. Chi., 12/1/13 (ru-35, re-2)
35 Chuck Foreman, vs. NYJ, 10/12/75 (ru-25, re-9)
Scottie Graham, vs. K.C., 12/26/93 (ru-33, re-2)
Adrian Peterson, vs. G.B., 12/30/12 (ru-34, re-1)

CONSECUTIVE ATTEMPTS WITHOUT FUMBLE

532 Robert Smith, 9/8/96-10/25/98
399 Ted Brown, 10/18/81-9/8/83

YARDS

CAREER

13,692 Adrian Peterson, 2007-16 (ru-11,747, re-1,945)
12,407 Cris Carter, 1990-01 (ru-24, re-12,383)
9,475 Randy Moss, 1998-04, '10 (ru-159, re-9,316)
8,936 Chuck Foreman, 1973-79 (ru-5,879, re-3,057)
8,934 Bill Brown, 1962-74 (ru-5,757, re-3,177)

SEASON

2,314 Adrian Peterson, 2012 (ru-2,097, re-217)
1,918 Dalvin Cook, 2020 (ru-1,557, re-361)
1,885 Adrian Peterson, 2008 (ru-1,760, re-125)
1,163 Robert Smith, 2000 (ru-1,521, re-348)

SEASON, ROOKIE

1,609 Adrian Peterson, 2007 (ru-1,341, re-268)
1,317 Randy Moss, 1998 (re-1,313, ru-4)
1,163 Chuck Foreman, 1973 (ru-801, re-362)

GAME

315 Adrian Peterson, vs. S.D., 11/4/07 (ru-296, re-19)
265 Chuck Foreman, @ Phi., 10/24/76 (ru-200, re-65)
256 Darrin Nelson, vs. G.B., 11/13/83 (ru-119, re-137)

PUNTING

PUNTS

CAREER

720 Greg Coleman, 1978-87
623 Chris Kluwe, 2005-12
386 Mitch Berger, 1996-01

SEASON

93 Chris Kluwe, 2006
91 Greg Coleman, 1983
90 Greg Coleman, 1979
Harry Newsome, 1993

SEASON, ROOKIE

75 Jeff Locke, 2013
73 Neil Clabo, 1975
Ryan Wright, 2022

GAME

12 Greg Coleman, @ G.B., 11/21/82
11 Bucky Scribner, @ Cle., 12/17/89
10 Neil Clabo, @ Det., 9/26/76
Greg Coleman, vs. Buf., 12/9/79
Mike Saxon, vs. G.B., 10/20/94
Chris Kluwe, @ G.B., 12/21/06
Chris Kluwe, vs. NYG, 12/13/10

GAME, OPPONENT

12 Tom Blanchard, @ N.O., 11/16/75
11 King Hill, @ Stl., 10/19/69

LONGEST PUNT

84 Harry Newsome, @ Pit., 12/20/92
77 Mike Mercer, @ G.B., 9/16/62

LONGEST PUNT, OPPONENT

82 Tommy Davis, @ S.F., 9/30/62
75 Boyd Dowler, vs. G.B., 10/22/61

AVERAGE GROSS YARDS

CAREER (200 PUNTS)

44.4 Chris Kluwe, 2005-12 (623-27,683)
43.8 Harry Newsome, 1990-93 (308-13,501)
43.5 Mitch Berger, 1996-01 (386-16,795)

SEASON (QUALIFIERS)

47.6 Chris Kluwe, 2008 (73-3,473)
47.4 Ryan Wright, 2022 (73-3,457)
46.5 Jordan Berry, 2021 (78-3,624)

VIKINGS INDIVIDUAL RECORDS

SEASON, ROOKIE

47.4	Ryan Wright, 2022 (73-3,457)
46.4	Bobby Walden, 1964 (72-3,341)
44.2	Jeff Locke, 2013 (75-3,316)

GAME (4 PUNTS)

57.5	Chris Kluwe, @ Det., 9/16/07 (4-230)
56.3	Jeff Locke, vs. Ariz., 11/20/16 (4-225)
55.8	Mitch Berger, vs. Cin., 11/15/98 (4-223)

GAME, OPPONENT (4 PUNTS)

54.9	Mike Scifres, vs. S.D., 11/4/07
54.8	Tom Rouen, @ Den., 10/31/99

AVERAGE NET YARDS

CAREER (200 PUNTS)

38.8	Jeff Locke, 2013-16 (290-11,261)
38.2	Bobby Walden, 1964-67 (258-9,856)
37.3	Chris Kluwe, 2005-12 (623-23,210)

SEASON

42.6	Britton Colquitt, 2019 (62-2,802)
42.5	Ryan Wright, 2022 (73-3,457)
41.8	Bobby Walden, 1964 (72-3,010)

GAME (4 PUNTS)

51.8	Matt Wile, vs. Chi., 12/30/18 (5-257)
48.3	Mitch Berger, vs. Cin., 11/15/98 (4-193)
48.0	Jeff Locke, @ Det., 12/24/16 (4-195)

GAME, OPPONENT (4 PUNTS)

48.8	Britton Colquitt, vs. Den., 12/4/11 (6-293)
------	---

HAD BLOCKED

CAREER

3	Greg Coleman, 1978-87
2	Many Players

SEASON

2	Mike Mercer, 1961
	Neil Clabo, 1975
	Mike Wood, 1978
	Bucky Scribner, 1988
	Mitch Berger, 1996
	Britton Colquitt, 2020

MOST CONSECUTIVE PUNTS, NONE BLOCKED

565	Greg Coleman, 1979-87
-----	-----------------------

INSIDE 20

CAREER

198	Chris Kluwe, 2005-12
155	Greg Coleman, 1978-87
109	Mitch Berger, 1996-01

SEASON

34	Jeff Locke, 2016
	Chris Kluwe, 2007
32	Chris Kluwe, 2010

GAME

6	Ryan Wright, at Mia., 10/16/22
5	Fred Cox, vs. LA Rams, 11/3/63
	Mike Saxon, vs. N.O., 11/6/94
	Mitch Berger, @ Chi., 9/15/96
	Mitch Berger, @ Ind., 12/24/00
	Chris Kluwe, vs. Atl., 9/9/07
	Jeff Locke, vs. G.B., 9/18/16
	Ryan Quigley, vs. Chi., 12/31/17

FEWEST TOUCHBACKS IN A SEASON (MIN. 30 PUNTS)

0	Ryan Quigley, 2017
	Britton Colquitt, 2019
1	King Hill, 1968
	Ryan Wright, 2022

PUNT RETURNS

MOST SEASONS LEADING TEAM

8	Marcus Sherels, 2011-18
5	Charlie West, 1968-72
	Leo Lewis, 1987-91
	David Palmer, 1994-98

MOST CONSECUTIVE SEASONS LEADING TEAM

8	Marcus Sherels, 2011-18
5	Charlie West, 1968-72
	Leo Lewis, 1987-91
	David Palmer, 1994-98

RETURNS

CAREER

237	Marcus Sherels, 2011-19
194	Leo Lewis, 1981-91
162	David Palmer, 1994-00

SEASON

58	Leo Lewis, 1988
48	Kevin Miller, 1978
47	Manfred Moore, 1977

SEASON, ROOKIE

48	Kevin Miller, 1978
35	Keenan Howry, 2003
30	Leonard Willis, 1976
	David Palmer, 1994

GAME

8	Kevin Miller, @ LA Rams, 12/2/79
7	Manfred Moore, vs. G.B., 10/2/77
	Kevin Miller, vs. Buf., 12/9/79
	Nate Jacquet, vs. Chi., 11/25/01
	Greg Camarillo, vs. Ari., 11/7/10
	Marcus Sherels, vs. Chi., 12/31/17

GAME, OPPONENT

8	Phillip Epps, @ G.B., 11/21/82
7	Johnnie Gray, @ G.B., 11/21/76
	Robbie Martin, vs. Det., 10/21/84
	Evan Cooper, @ Phi., 12/1/85
	Charles Woodson, @ G.B., 12/21/06

FAIR CATCHES

CAREER

173	Marcus Sherels, 2011-19
96	David Palmer, 1994-00
91	Leo Lewis, 1981-91
76	Bobby Bryant, 1967-80

SEASON

27	Leo Lewis, 1989
	Marcus Sherels, 2012
	Marcus Sherels, 2013

GAME

5	Billy Butler, vs. Bal., 11/17/63
	Anthony Carter, vs. T.B., 9/30/90
	Greg Camarillo, @ NYJ, 10/11/10

	Marcus Sherels, vs. Chi., 1/1/12
	Marcus Sherels, @ Chi., 12/9/12

GAME, OPPONENT

6	Bobby Engram, @ Chi., 9/15/96
---	-------------------------------

YARDS GAINED

CAREER

2,480	Marcus Sherels, 2011-19
1,812	Leo Lewis, 1981-91
1,610	David Palmer, 1994-00

SEASON

550	Leo Lewis, 1988
446	Leo Lewis, 1989
444	David Palmer, 1997

SEASON, ROOKIE

247	Keenan Howry, 2003
239	Kevin Miller, 1978
212	Eric Guliford, 1993

GAME

119	Marcus Sherels, @ NYG, 10/21/13
116	Marcus Sherels, vs. Mia., 12/16/18
107	Charlie West, vs. Was., 11/3/68

GAME, OPPONENT

176	Reggie Bush, @ N.O., 10/6/08
131	Dexter Carter, @ S.F., 10/3/93
126	Dexter Carter, @ S.F., 12/18/95

LONGEST PUNT RETURN

98	Charlie West, vs. Was., 11/3/68 (td)
91	Nate Burleson, @ Ind., 11/8/04 (td)
86	Marcus Sherels, @ NYG, 10/21/13 (td)
82	Bernard Berrian, @ Ari., 12/14/08 (td)
81	Hugh McElhenny, @ Chi., 12/17/61 (td)
	Bob Grim, vs. NYG, 11/5/67
79	Marcus Sherels, vs. Hou., 10/9/16 (td)
78	Leo Lewis, vs. Atl., 11/22/87 (td)
77	Marcus Sherels, @ Det., 9/30/12 (td)
76	Ed Sharockman, vs. LA Rams, 10/16/66

LONGEST PUNT RETURN, OPPONENT (ALL TDs)

93	Micah Hyde, vs. G.B., 10/27/13
89	Devin Hester, @ Chi., 10/14/07
87	Eddie Payton, @ Det., 12/17/77

AVERAGE YARDAGE

CAREER (50 RETURNS)

10.4	Marcus Sherels, 2011-19 (236-2,466)
	Mewelde Moore, 2004-07 (74-768)
9.9	David Palmer, 1994-00 (162-1,610)
	Bill Butler, 1963-64 (55-545)

SEASON (QUALIFIERS)

15.2	Marcus Sherels, 2013 (22-335)
13.9	Marcus Sherels, 2016 (21-292)
13.2	David Palmer, 1995 (26-342)

SEASON, ROOKIE (QUALIFIERS)

10.4	Tommy Mason, 1961 (14-146)
10.0	Charlie West, 1968 (20-201)
7.9	Nick Davis, 2002 (24-190)

GAME (3 RETURNS)

35.6	Nick Davis, 2002 (24-190)
29.8	Marcus Sherels, @ NYG, 10/21/13 (4-119)

VIKINGS INDIVIDUAL RECORDS

29.0 Mewelde Moore, @ NYG, 11/13/05 (3-87)

GAME, OPPONENT (3 RETURNS)

35.2 Reggie Bush @ N.O., 10/6/08 (5-176)

TOUCHDOWNS

CAREER

5 Reggie Bush @ N.O., 10/6/08 (5-176)
 2 David Palmer, 1994-00
 Mewelde Moore, 2004-07
 1 Billy Butler, 1962-64
 Leo Lewis, 1981-91
 Hugh McElhenny, 1961-62
 Charlie West, 1968-73
 Randy Moss, 1998-04, '10
 Nate Burleson, 2003-05
 Bernard Berrian, 2008-11

SEASON

2 Marcus Sherels, 2016
 1 Hugh McElhenny, 1961
 Billy Butler, 1963
 Charlie West, 1968
 Leo Lewis, 1987
 David Palmer, 1995
 David Palmer, 1996
 Randy Moss, 1999
 Nate Burleson, 2004
 Mewelde Moore, 2005
 Mewelde Moore, 2006
 Bernard Berrian, 2008
 Marcus Sherels, 2012
 Marcus Sherels, 2013
 Marcus Sherels, 2015

GAME

1 Hugh McElhenny, 81 yds, @ Chi., 12/17/61
 Billy Butler, 60 yds, vs. S.F., 9/29/63
 Charlie West, 98 yds, vs. Was., 11/3/68
 Leo Lewis, 78 yds, vs. Atl., 11/22/87
 David Palmer, 74 yds, @ Det., 11/23/95
 David Palmer, 69 yds, @ NYG, 9/29/96
 Randy Moss, 64 yds, @ K.C., 12/12/99
 Nate Burleson, 91 yds, @ Ind., 11/8/04
 Mewelde Moore, 71 yds, @ NYG, 11/13/05
 Mewelde Moore, 71 yds, vs. N.E., 10/30/06
 Bernard Berrian, 82 yds, @ Ari., 12/14/08
 Marcus Sherels, 77 yds, @ Det., 12/30/12
 Marcus Sherels, 86 yds, @ NYG, 10/21/13
 Marcus Sherels, 65 yds, @ Chi., 11/1/15
 Marcus Sherels, 54 yds, @ Car., 9/25/16
 Marcus Sherels, 79 yds, vs. Hou., 10/9/16

GAME, OPPONENT

2 Reggie Bush, 71 & 64 yds, @ N.O., 10/6/08

KICKOFF RETURNS

MOST SEASONS LEADING TEAM

5 Darrin Nelson, 1983-84, '89, '91-92
 4 Darrin Nelson, 1983-84, '89, '91-92
 Percy Harvin, 2009-12
 Cordarrelle Patterson, 2013-16

MOST CONSECUTIVE SEASONS LEADING

4 Qadry Ismail, 1993-96
 Percy Harvin, 2009-12
 Cordarrelle Patterson, 2013-16
 3 Billy Butler, 1962-64
 Brent McClanahan, 1973-75

RETURNS

CAREER

159 Brent McClanahan, 1973-75
 147 Qadry Ismail, 1993-96
 145 David Palmer, 1994-00

SEASON

53 Eddie Payton, 1980
 George "Buster" Rhymes, 1985
 50 David Palmer, 1998

GAME

9 Nate Jacquet, @ Phi., 11/11/01
 8 Qadry Ismail, @ Det., 11/23/95
 Troy Walters, vs. G.B., 12/17/00
 Troy Walters, @ N.O., 10/7/01
 Nate Jacquet, vs. Jax., 12/23/01
 Bethel Johnson, vs. Stl., 12/31/06
 Lorenzo Booker, vs. Chi., 12/20/10

GAME, OPPONENT

8 Vernon Turner, @ T.B., 10/30/94
 Tyrone Hughes, @ N.O., 11/19/95
 Roell Preston, @ G.B., 10/5/98
 Corey Harris, @ Bal., 12/13/98
 Charlie Rogers, vs. Buf., 9/15/02
 Ahmad Bradshaw, @ NYG, 11/25/07
 Domenik Hixon, vs. NYG, 1/3/10

YARDS

CAREER

4,075 Cordarrelle Patterson, 2013-16
 3,263 Darrin Nelson, 1982-89, 1991-92
 3,274 David Palmer, 1994-00

SEASON

1,393 Cordarrelle Patterson, 2013
 1,345 Buster Rhymes, 1985
 1,221 Koren Robinson, 2005

GAME

237 Nate Jacquet, @ Phi., 11/11/01
 228 Cordarrelle Patterson, vs. G.B., 10/27/13
 225 Bethel Johnson, vs. Stl., 12/31/06

GAME, OPPONENT

256 Roell Preston, @ G.B., 10/5/98
 249 Devin Hester, @ Chi., 9/15/13
 243 Corey Harris, @ Bal., 12/13/98

LONGEST KICKOFF RETURN

109 Cordarrelle Patterson, vs. G.B., 10/27/13 (td)
 105 Percy Harvin, @ Det., 9/30/12 (td)
 Cordarrelle Patterson, @ Chi., 9/15/13 (td)
 104 Aundrae Allison, vs. Det., 12/2/07 (td)
 Percy Harvin, @ Atl., 11/27/11
 Cordarrelle Patterson, vs. Ariz., 11/20/16 (td)
 103 Percy Harvin, @ S.D., 9/11/11 (td)
 101 Lance Rentzel, vs. Bal., 11/14/65 (td)
 Percy Harvin, vs. S.F., 9/27/09 (td)
 Cordarrelle Patterson, vs. Sea., 12/6/15 (td)

LONGEST KICKOFF RETURN, OPPONENT (ALL TDs)

104 Cordarrelle Patterson, @ Chi., 11/16/20
 103 Abe Woodson, @ S.F., 9/29/63
 101 Don McCall, @ Pit., 11/23/69
 Dave Hampton, @ G.B., 10/4/70
 Roell Preston, @ G.B., 10/5/98

AVERAGE YARDAGE

CAREER (75 RETURNS)

30.4 Cordarrelle Patterson, 2013-16 (134-4,075)
 27.9 Percy Harvin, 2009-12 (114-3,183)
 25.5 Charlie West, 1968-73 (78-1,991)

SEASON (QUALIFIERS)

32.4 Cordarrelle Patterson, 2013 (43-1,393)
 31.8 Cordarrelle Patterson, 2015 (32-1,019)
 31.7 Cordarrelle Patterson, 2016 (25-792)

GAME (3 RETURNS)

49.7 Cordarrelle Patterson, 2016 (25-792)
 48.0 Aundrae Allison, vs. Det., 12/2/07 (3-144)
 45.6 Cordarrelle Patterson, vs. G.B., 10/27/13 (5-228)

GAME, OPPONENT (3 RETURNS)

57.0 Cordarrelle Patterson, vs. G.B., 10/27/13 (5-228)
 49.8 Devin Hester, @ Chi., 9/15/13 (5-249)

TOUCHDOWNS

CAREER

5 Percy Harvin, 2009-12
 5 Cordarrelle Patterson, 2013-16
 3 **Kene Nwangwu, 2021-**

SEASON

2 Percy Harvin, 2009
 Cordarrelle Patterson, 2013
 Cordarrelle Patterson, 2015
Kene Nwangwu, 2021

GAME

1 Bill Brown, 78 yds, @ LA Rams, 10/20/63
 Lance Rentzel, 101 yds, vs. Bal., 11/14/65
 Clint Jones, 96 yds, vs. NYG, 11/5/67
 Keith Nord, 70 yds, @ Was., 11/2/80
 Eddie Payton, 99 yds, vs. Oak., 9/14/81
 Herschel Walker, 93 yds, @ Phi., 11/19/89
 David Palmer, 88 yds, @ Bal., 12/13/98
 Robert Tate, 76 yds, @ K.C., 12/12/99
 Moe Williams, 85 yds, @ NYG, 12/26/99
 Koren Robinson, 86 yds, @ NYG, 11/13/05
 Aundrae Allison, 104 yds, vs. Det., 12/2/07
 Percy Harvin, 101 yds, vs. S.F., 9/27/09
 Percy Harvin, 88 yds, @ Pit., 10/25/09
 Percy Harvin, 95 yds, vs. Dal., 10/17/10
 Percy Harvin, 103 yds, @ S.D., 9/11/11
 Percy Harvin, 105 yds, @ Det., 9/30/12
 Cordarrelle Patterson, 105 yds, @ Chi., 9/15/13
 Cordarrelle Patterson, 109 yds, vs. G.B., 10/27/13
 Cordarrelle Patterson, 93 yds, @ Oak., 11/15/15
 Cordarrelle Patterson, 101 yds, vs. Sea., 12/6/15
 Cordarrelle Patterson, 104 yds, vs. Ari., 11/20/16
Kene Nwangwu, 98 yds, @ Bal., 11/7/21
Kene Nwangwu, 99 yds, @ S.F., 11/28/21
Kene Nwangwu, 97 yds, vs. N.E., 11/24/22

GAME, OPPONENT

1 Many times, last by Cordarrelle Patterson, at Chi., 11/16/20

VIKINGS INDIVIDUAL RECORDS

COMBINED KICK RETURNS

MOST RETURNS

CAREER

307	David Palmer, 1994-00 (p-162, k-145)
284	Marcus Sherels, 2010-18 (p-231, k-53)
202	Leo Lewis, 1981-91 (p-194, k-8)

SEASON

88	Kevin Miller, 1978 (p-48, k-40)
87	Eddie Payton, 1980 (p-34, k-53)
78	David Palmer, 1998 (p-28, k-50)

GAME

11	David Palmer, vs. G.B., 12/1/97 (p-5, k-6)
10	Darrin Nelson, vs. Chi., 11/25/84 (p-3, k-7)

GAME, OPPONENT

10	Tyrone Hughes, vs. Chi., 11/9/97 (p-5, k-5)
----	---

YARDS GAINED

CAREER

4,884	David Palmer, 1994-00, (p-1,610, k-3,274)
4,075	Cordarrelle Patterson, 2013-16 (k-4,075)
3,932	Darrin Nelson, 1982-89, 1991-92 (p-313, k-3,619)

SEASON

1,465	David Palmer, 1998 (p-289, k-1,176)
1,435	Eddie Payton, 1980 (p-251, k-1,184)
1,393	Cordarrelle Patterson, 2013 (p-0, k-1,393)

GAME

237	Nate Jacquet, @ Phi., 11/11/01 (p-0, k-237)
228	Cordarrelle Patterson, vs. G.B., 10/27/13 (p-0, k-228)
225	Bethel Johnson, vs. Stl., 12/31/06 (p-0, k-225)

GAME, OPPONENT

289	Eddie Payton, @ Det., 12/17/77 (p-105, k-184z)
-----	--

TOUCHDOWNS

CAREER

5	Marcus Sherels, 2010-18 (p-5, k-0) Cordarrelle Patterson, 2013-16 (p-0, k-5) Percy Harvin, 2009-12 (p-0, k-5)
3	David Palmer, 1994-00 (p-2, k-1) Kene Nwangwu, 2021- (p-0, k-3)

SEASON

2	Percy Harvin, 2009 (k-2) Cordarrelle Patterson, 2013 (k-2) Cordarrelle Patterson, 2015 (k-2) Marcus Sherels, 2016 (p-2)
---	--

GAME

1	Many times, last by Cordarrelle Patterson, vs. Ariz., 11/20/16
---	--

GAME, OPPONENT

2	Eddie Payton, @ Det., 12/17/77 (p-1, k-1) Reggie Bush, @ N.O., 10/6/08 (p-2)
---	---

COMBINED NET YARDS

RUSHING, RECEIVING, INTERCEPTION RETURNS, KICKOFF RETURNS, PUNT RETURNS AND FUMBLE RETURNS

MOST SEASONS LEADING TEAM

6	Chuck Foreman, 1973-78
4	Bill Brown, 1964-66, 1968 Adrian Peterson, 2007-08, 2012, 2015

CONSECUTIVE SEASONS LEADING TEAM

6	Chuck Foreman, 1973-78
3	Many times, last by Percy Harvin, 2009-11

ATTEMPTS

CAREER

2,676	Adrian Peterson, 2007-16
1,931	Bill Brown, 1962-74
1,867	Chuck Foreman, 1973-79

SEASON

388	Adrian Peterson, 2012
385	Adrian Peterson, 2008
357	Ted Brown, 1981 Adrian Peterson, 2009 Adrian Peterson, 2015

GAME

39	Ted Brown vs. T.B., 11/8/81 (ru-31, re-8)
37	Chuck Foreman vs. S.D., 11/23/75 (ru-33, re-4) Adrian Peterson, vs. Chi., 12/1/13 (ru-35, re-2)

YARDS

CAREER

14,210	Adrian Peterson, 2007-16
12,410	Cris Carter, 1990-01
10,365	Darrin Nelson, 1982-89, 1991-92

SEASON

2,314	Adrian Peterson, 2012 (ru-2,097, re-217)
2,081	Percy Harvin, 2009 (ru-135, re-790, rt-1,156)
2,051	Herschel Walker, 1990 (ru-770, re-315, rt-966)
2,021	Adrian Peterson, 2007 (ru-1,341, re-268, rt-412)
2,020	Cordarrelle Patterson, 2013 (ru-158, re-469, rt-1,393)

SEASON, ROOKIE

2,081	Percy Harvin, 2009 (ru-135, re-790, rt-1,156)
2,021	Adrian Peterson, 2007 (ru-1,341, rt-412, re-268)
2,020	Cordarrelle Patterson, 2013 (ru-158, re-469, rt-1,393)

GAME

361	Adrian Peterson, @ Chi., 10/14/07 (ru-224, rt-128, re-9)
315	Adrian Peterson, vs. S.D., 11/4/07 (ru-296, re-19)
278	Darrin Nelson, vs. G.B., 11/13/83 (ru-119, re-137, rt-22)

INTERCEPTIONS BY

MOST SEASONS LEADING TEAM

6	Harrison Smith, 2012, '14, '17, '18, '20, '22
4	Ed Sharockman, 1962-63, 1965, 1970 Bobby Bryant, 1969, 1973, 1977-78 Joey Browner, 1987, 1989-91 Antoine Winfield, 2004, '06, '08, '12

MOST CONSECUTIVE SEASONS LEADING TEAM

3	Joey Browner, 1989-91
---	-----------------------

Darren Sharper, 2005-07

CAREER

53	Paul Krause, 1968-79
51	Bobby Bryant, 1967-80
40	Ed Sharockman, 1962-72

SEASON

10	Paul Krause, 1975
9	Orlando Thomas, 1995 Brian Russell, 2003 Darren Sharper, 2005
8	Bobby Bryant, 1969 Issiac Holt, 1986 Carl Lee, 1988 Audray McMillian, 1992 Corey Chavous, 2003

GAME

3	Many times, last time by Darren Sharper, @ NYG, 11/13/05
---	--

GAME, OPPONENT

3	Many times, last time by Deltha O'Neal, @ Cin., 9/18/05
---	---

CONSECUTIVE GAMES WITH INTERCEPTION

6	Paul Krause, 1968 Brian Russell, 2003
4	Issiac Holt, 1986 Carl Lee, 1988 Orlando Thomas, 1995

YARDS

CAREER

852	Paul Krause, 1968-79
804	Ed Sharockman, 1962-72
749	Bobby Bryant, 1967-80

SEASON

276	Darren Sharper, 2005
242	Jimmy Hitchcock, 1998
236	Charlie West, 1971

GAME

123	Darren Sharper, @ NYG, 11/13/05
112	Dwight Smith, @ NYG, 11/25/07
100	Xavier Rhodes, vs. Ariz., 11/20/16

GAME, OPPONENT

151	Tommy Myers, @ N.O., 9/3/78
-----	-----------------------------

LONGEST RETURNS

100	Xavier Rhodes, vs. Ariz., 11/20/16 (td)
97	Reggie Rutland, vs. LA Rams, 12/15/91 (td)
94	Walker Lee Ashley, vs. Chi., 12/19/88 (td)
93	Dwight Smith, @ NYG, 11/25/07 (td)
92	Darren Sharper, @ NYG, 11/13/05 (td) Chad Greenway, vs. S.D., 9/27/15 (td)
90	Issiac Holt, vs. Det., 10/8/89 (td)
89	Charlie West, @ Chi., 12/19/71
88	Darren Sharper, vs. T.B., 9/11/05 (td)
84	Jack Del Rio, @ Chi., 11/2/92 (td)
81	Paul Krause, vs. S.D., 11/23/75 Dewayne Washington, @ Chi., 9/18/94 (td) Harrison Smith, @ Stl., 9/7/14 (td)

LONGEST RETURN, OPPONENT (ALL TDS)

100	Barry Wilburn, vs. Was., 12/26/87
97	Tommy Myers, @ N.O., 9/3/78

VIKINGS INDIVIDUAL RECORDS

TOUCHDOWNS

CAREER

4	Harrison Smith, 2012-
3	Rip Hawkins, 1961-65
	Ed Sharockman, 1962-72
	Bobby Bryant, 1967-80
	Joey Browner, 1983-91
	Audray McMillian, 1989-93
	Dewayne Washington, 1994-97
	Jimmy Hitchcock, 1998-99
	Darren Sharper, 2005-08

SEASON

3	Jimmy Hitchcock, 1998
2	Rip Hawkins, 1964
	Carl Lee, 1988
	Audray McMillian, 1992
	Anthony Parker, 1994
	Dewayne Washington, 1994
	Darren Sharper, 2005
	Kevin Williams, 2007
	Harrison Smith, 2012

PASSES DEFENSED

MOST SEASONS LEADING TEAM

4	Carl Lee
	Bobby Bryant
	Antoine Winfield

MOST CONSECUTIVE SEASONS LEADING TEAM

2	Nate Wright, 1976-77
	Carl Lee, 1987-88
	Jimmy Hitchcock, 1998-99
	Brian Williams, 2002-03
	Antoine Winfield, 2008-09
	Xavier Rhodes, 2013-14
	Trae Waynes, 2016-17

CAREER

128	Carl Lee, 1983-93
99	Antoine Winfield, 2004-12
77	Bobby Bryant, 1968-80

SEASON

30	Jimmy Hitchcock, 1998
23	Xavier Rhodes, 2013
22	Carl Lee, 1988

GAME

6	Nate Wright, vs. N.O., 9/12/76
	Bobby Bryant, vs. N.O., 11/16/75
5	last by Terence Newman, @ Oak., 11/15/15

FUMBLES

OPPONENTS' FUMBLES RECOVERED

CAREER

28	Jim Marshall, 1961-79
23	Carl Eller, 1964-78
19	Matt Blair, 1974-85
18	Alan Page, 1967-78

SEASON

9	Don Hultz, 1963
7	Alan Page, 1970
6	Fred McNeil, 1978

GAME

3	Joey Browner, vs. S.F., 9/8/85
2	Many times, last by Anthony Barr, @ Atl., 11/25/15

LONGEST FUMBLE RETURNS (ALL TDS)

94	Dwayne Rudd, vs. Chi., 12/6/98
88	Ed Sharockman, @ Det., 12/9/62
77	Kevin Williams, vs. Jax., 11/28/04
70	Paul Krause, @ Det., 12/14/75
69	Alan Page, @ Chi., 10/11/70
65	Willie Teal, @ Phi., 12/1/85
63	Joey Browner, vs. S.D., 9/2/84
63	Dwayne Rudd, vs. Cin., 11/15/98
61	Brian Robison, @ Chi., 9/15/13
58	Anthony Parker, vs. Hou., 11/15/92
55	Captain Munnerlyn, @ G.B., 1/3/16

LONG FUMBLE RETURNS, OPPONENTS (ALL TDS)

99	Adrian Wilson, vs. Ari., 11/26/06
90	Aeneas Williams, @ Stl., 11/30/03
80	Bobby Jackson, vs. NY Jets, 12/26/82

OPPONENTS' FUMBLES RETURNED FOR TOUCHDOWNS

CAREER

2	Roy Winston, 1962-76
	Paul Krause, 1968-79
	Charlie Johnson, 1982-84
	Chris Martin, 1983-88
	Henry Thomas, 1987-92
	Anthony Parker, 1992-94
	Orlando Thomas, 1995-01
	Dwayne Rudd, 1997-00
	Kevin Williams, 2003-12
	Antoine Winfield, 2004-12
	Everson Griffen, 2010-19

SEASON

2	Dwayne Rudd, 1998
---	-------------------

SACKS

MOST SEASONS LEADING TEAM

9	John Randle, 1991, 1993-2000
6	Jim Marshall, 1961-66
	Alan Page, 1967-68, 1971, 1975-77
	Chris Doleman, 1987-90, 1992-93
	Jared Allen, 2008-13

MOST CONSECUTIVE SEASONS LEADING TEAM

8	John Randle, 1993-2000
6	Jim Marshall, 1961-66
	Jared Allen, 2008-13
4	Doug Martin, 1980-83
	Chris Doleman, 1987-90

TOTAL SACKS

CAREER

130.0	Carl Eller, 1964-78
127.0	Jim Marshall, 1961-79
114.0	John Randle, 1990-2000

SEASON

22.0	Jared Allen, 2011
21.0	Chris Doleman, 1989
18.0	Alan Page, 1976
	Keith Millard, 1989

GAME

5.0	Randy Holloway, vs. Atl., 9/16/84
4.5	Jared Allen, vs. G.B., 10/5/09
4.0	Many times, last by Kevin Williams, vs. Det., 10/12/08

GAME, ROOKIE

3.0	Kevin Williams, @ Ari., 12/28/03
2.5	Gerald Robinson, vs. Chi., 10/19/86

GAME, OPPONENT

4.0	Many times, last by Peter Boulware, @ Bal., 1/7/02
-----	--

TACKLES

COMBINED TACKLES (DEFENSE & SPECIAL TEAMS TACKLES)

CAREER

1,981	Scott Studwell, 1977-90
1,452	Matt Blair, 1974-85
1,382	Jeff Siemon, 1972-82
1,350	Chad Greenway, 2006-16

DEFENSIVE TACKLES

CAREER

1,928	Scott Studwell, 1977-90
1,404	Matt Blair, 1974-85
1,375	Jeff Siemon, 1972-82
1,334	Chad Greenway, 2006-16

SEASON

230	Scott Studwell, 1981
229	Jeff Siemon, 1978
220	Matt Blair, 1981

GAME

24	Scott Studwell, @ Det., 11/17/85
22	Chad Greenway, vs. Oak., 11/20/11
21	Scott Studwell, @ Pit., 9/24/89
	Ed McDaniel, @ G.B., 9/4/94

SOLO COMBINED TACKLES

CAREER

1,308	Scott Studwell, 1977-90
1,008	Jeff Siemon, 1972-82
986	Matt Blair, 1974-85

SEASON

170	Jeff Siemon, 1978
156	Scott Studwell, 1981
153	Scott Studwell, 1980

GAME

18	Rip Hawkins, vs. Det., 11/18/62
	Rip Hawkins, vs. S.F., 12/2/62
17	Rip Hawkins, vs. Bal., 11/12/61

ASSISTED COMBINED TACKLES

CAREER

673	Scott Studwell, 1977-90
466	Matt Blair, 1974-85
449	Chad Greenway, 2006-16

SEASON

97	Scott Studwell, 1985
88	Mike Merriweather, 1991

VIKINGS INDIVIDUAL RECORDS

83 Scott Studwell, 1983

GAME

13 Wally Hilgenberg, @ Chi., 10/23/72
Scott Studwell, vs. T.B., 9/30/90

SPECIAL TEAMS TACKLES

CAREER

147 Chris Walsh, 1994-02
140 Harold Morrow, 1996-02
120 Walker Lee Ashley, 1983-88
113 Keith Nord, 1979-85
Heath Farwell, 2005-10

SEASON

38 Joey Browner, 1989
35 Nate Allen, 1977
32 Harold Morrow, 1997
Heath Farwell, 2007

GAME

7 Heath Farwell, @ NYG, 11/25/07
6 Wymon Henderson, vs. Det., 11/6/88

BLOCKED KICKS

CAREER

20 Matt Blair, 1974-85 (FG-3, P-1, PAT-16)
16 Alan Page, 1967-78 (FG-8, P-1, PAT-7)
10 Tim Irwin, 1981-93 (FG-8, PAT-2)
Carl Eller, 1964-78 (FG-9, PAT-1)

SEASON

5 Alan Page, 1976 (3 FG, 2 PAT)
Matt Blair, 1977 (1 FG, 2 P, 2 PAT)
Matt Blair, 1979 (5 PAT)

GAME

2 Matt Blair, 1979 (5 PAT)
Matt Blair, vs. Dal., 10/7/79 (2 PAT)
Matt Blair, @ G.B., 11/11/79 (2 PAT)
Matt Blair, vs. Oak., 9/14/81 (2 PAT)

VIKINGS ROOKIE RECORDS

SERVICE

STARTS, SEASON

17	Ed Ingram, G, 2022
16	Gary Zimmerman, T, 1986
	Todd Steussie, T, 1994
	Dewayne Washington, CB, 1994
	Kevin Williams, DT, 2004
	Matt Kalil, T, 2012
	Harrison Smith, S, 2012
	T.J. Clemmings, T, 2015
	Garrett Bradbury, C, 2019

SCORING

TOTAL POINTS, SEASON

141	Blair Walsh, 2012 (36-pat, 35-fg)
106	Randy Moss, 1998 (17-td, 2-2pt)
78	Adrian Peterson, 2007 (13-td)

TOTAL POINTS, GAME

20	Randy Moss, @ Dal., 11/16/98 (3-rec. td, 1-2pt)
18	Sammy White, @ Mia., 12/11/76 (3-rec. td)
	D.J. Dozier, vs. Den., 10/26/87 (3-rush td)
	Randy Moss, vs. Chi., 12/6/98 (3-rec. td)
	Onterio Smith, vs. K.C., 12/20/03 (3-rush td)
	Adrian Peterson, @ Chi., 10/14/07 (3-rush td)
	Adrian Peterson, vs S.D., 11/4/07 (3-rush td)
	Blair Walsh, @ St.L., 12/16/12 (3-pat, 5-fg)

TOUCHDOWNS, SEASON

17	Randy Moss, 1998#
13	Adrian Peterson, 2007
10	Sammy White, 1976
9	Cordarrelle Patterson, 2013
	# NFL Rookie Record

TOUCHDOWNS, GAME

3	Sammy White, vs. Cle., 11/9/69 (3-rec. td)
	D.J. Dozier, vs. Den., 10/26/87 (3-rush td)
	Randy Moss, @ Dal., 11/16/98 (3-rec. td)
	Randy Moss, vs. Chi., 12/6/98 (3-rec. td)
	Onterio Smith, vs. K.C., 12/20/03 (3-rush td)
	Adrian Peterson, @ Chi., 10/14/07 (3-rush td)
	Adrian Peterson, vs S.D., 11/4/07 (3-rush td)

FIELD GOALS MADE, SEASON

35	Blair Walsh, 2012
----	-------------------

FIELD GOALS MADE, GAME

5	Blair Walsh, 2012
---	-------------------

LONGEST FIELD GOAL

56	Blair Walsh, @ Hou., 12/23/12
55	Blair Walsh, vs. Jax., 9/9/12
	Blair Walsh, @ Sea., 11/4/12

FIELD GOALS ATTEMPTED, SEASON

38	Blair Walsh, @ Sea., 11/4/12
----	------------------------------

FIELD GOALS ATTEMPTED, GAME

5	Blair Walsh, @ St.L., 12/16/12
---	--------------------------------

HIGHEST FIELD GOAL PERCENTAGE (QUALIFIERS)

92.1	Blair Walsh, 2012 (35-38)
------	---------------------------

RUSHING

YARDS, SEASON

1,341	Adrian Peterson, 2007
801	Chuck Foreman, 1973

773	Alfred Anderson, 1984
-----	-----------------------

YARDS, GAME

296	Adrian Peterson, vs. S.D., 11/4/07*
224	Adrian Peterson, @ Chi., 10/14/07
148	Onterio Smith, @ Chi., 12/14/03
	* NFL Record

RUSHING ATTEMPTS, SEASON

238	Adrian Peterson, 2007
201	Alfred Anderson, 1984
182	Chuck Foreman, 1973

RUSHING ATTEMPTS, GAME

30	Adrian Peterson, vs. S.D., 11/4/07
27	Onterio Smith, @ Chi., 12/14/03
	Dalvin Cook, vs. T.B., 9/24/17

TOUCHDOWNS RUSHING, SEASON

12	Adrian Peterson, 2007
5	Onterio Smith, 2003
	D.J. Dozier, 1987
	Fran Tarkenton, 1961

TOUCHDOWNS RUSHING, GAME

3	Adrian Peterson, vs. S.D., 11/4/07
	Adrian Peterson, @ Chi., 10/14/07
	Onterio Smith, @ Chi., 12/20/03
	D.J. Dozier, vs. Den., 10/26/87

RUSHING AVERAGE, SEASON

5.6	Adrian Peterson, 2007
5.4	Onterio Smith, 2003
4.8	Jerick McKinnon, 2014

RUSHING AVERAGE (MIN. 10 ATTEMPTS), GAME

11.2	Adrian Peterson, @ Chi., 10/14/07
9.9	Adrian Peterson, vs. S.D., 11/4/07
9.3	Adrian Peterson, vs. G.B. 9/30/07

LONGEST RUN

73	Adrian Peterson, @ Chi., 10/14/07 (td)
64	Adrian Peterson, vs. S.D., 11/4/07 (td)
55	Adrian Peterson, vs. G.B., 9/30/07
	Jerick McKinnon, vs. Atl., 9/28/14

PASSING

PASSING YARDS, SEASON

2,919	Teddy Bridgewater, 2014
1,997	Fran Tarkenton, 1961
1,853	Christian Ponder, 2011

PASSING YARDS, GAME

381	Christian Ponder, vs. Den., 12/4/11
317	Teddy Bridgewater, vs. Atl., 9/28/14
315	Teddy Bridgewater, @ Det., 12/14/14

PASS ATTEMPTS, SEASON

402	Teddy Bridgewater, 2014
291	Christian Ponder, 2011
280	Fran Tarkenton, 1961

PASS ATTEMPTS, GAME

47	Christian Ponder, vs. Den., 12/4/11
42	Teddy Bridgewater, @ T.B., 10/26/14
	Teddy Bridgewater, Was., 11/2/14

PASS COMPLETIONS, SEASON

259	Teddy Bridgewater, 2014
158	Christian Ponder, 2011
157	Fran Tarkenton, 1961

PASS COMPLETIONS, GAME

31	Teddy Bridgewater, @ Det., 12/14/14
29	Christian Ponder, vs. Den., 12/4/11
26	Teddy Bridgewater, vs. Was., 11/2/14

TOUCHDOWN PASSES, SEASON

18	Fran Tarkenton, 1961
14	Teddy Bridgewater, 2014
13	Christian Ponder, 2011

TOUCHDOWN PASSES, GAME

4	Fran Tarkenton, vs. Chi., 9/17/61
	Fran Tarkenton, vs. LA Rams, 12/3/61
	Fran Tarkenton, @ Chi., 12/17/61

PASSES HAD INTERCEPTED, SEASON

17	Fran Tarkenton, 1961
13	Christian Ponder, 2011

PASSES HAD INTERCEPTED, GAME

3	8 times, last Teddy Bridgewater, vs. Det., 10/12/14
---	---

LOWEST PERCENTAGE PASSES INTERCEPTED, SEASON (QUALIFIERS)

3.0	Teddy Bridgewater, 2014 (402-12)
4.5	Christian Ponder, 2011 (291-13)
6.1	Fran Tarkenton, 1961 (280-17)

HIGHEST QB RATING, SEASON

85.2	Teddy Bridgewater, 2014
74.7	Fran Tarkenton, 1961
70.1	Christian Ponder, 2011

HIGHEST QB RATING, GAME

148.6	Fran Tarkenton, vs. Chi., 9/17/61
121.1	Fran Tarkenton, L.A., 12/3/61
120.7	Teddy Bridgewater, vs. Car., 11/30/14

PASS RECEIVING

RECEPTIONS, SEASON

88	Justin Jefferson, 2020
69	Randy Moss, 1998
60	Percy Harvin, 2009
52	Stefon Diggs, 2015
51	Paul Flatley, 1963
	Sammy White, 1976
45	Cordarrelle Patterson, 2013
37	Chuck Foreman (RB), 1973
36	Irv Smith, Jr. (TE), 2019

RECEPTIONS, GAME

9	Sammy White, vs. LA Rams, 9/19/76
	Sammy White, @ Mia., 12/11/76
	Justin Jefferson, vs. Atl., 10/18/20
	Justin Jefferson, vs. Jax., 12/6/20
	Justin Jefferson, @ Det., 1/3/21
8	James Brim, @ Chi., 10/11/87
	Randy Moss, vs. G.B., 11/22/98
	Randy Moss, vs. Chi., 12/6/98
	Cordarrelle Patterson, at G.B., 11/24/13
	Justin Jefferson, @ Chi., 11/16/20
	Justin Jefferson, vs. Chi., 12/20/20

RECEIVING YARDS, SEASON

1,400	Justin Jefferson, 2020
1,313	Randy Moss, 1998
906	Sammy White, 1976
867	Paul Flatley, 1963

VIKINGS ROOKIE RECORDS

RECEIVING YARDS, GAME

210	Sammy White, vs. Det., 11/7/76
190	Randy Moss, @ G.B., 10/5/98
175	Justin Jefferson, vs. Ten., 9/27/20

TOUCHDOWNS RECEIVING, SEASON

17	Randy Moss, 1998#
10	Sammy White, 1976
7	Justin Jefferson, 2020

NFL Rookie Record

TOUCHDOWNS RECEIVING, GAME

3	Sammy White, @ Mia., 12/11/76
	Randy Moss, @ Dal., 11/26/98
	Randy Moss, vs. Chi., 12/6/98

COMBINED YARDAGE

YARDS, SEASON

2,081	Percy Harvin, 2009 (ru-135, re-790, rt-1,156)
2,021	Adrian Peterson, 2007 (ru-1,341, re-268, rt-412)
2,020	Cordarrelle Patterson, 2013 (ru-158, re-469, rt-1,393)

YARDS, GAME

361	Adrian Peterson, @ Chi., 10/14/07 (ru-248, re-9, rt-128)
315	Adrian Peterson, @ Chi., 10/14/07 (ru-248, re-9, rt-128)

PUNTING

PUNTS, SEASON

75	Jeff Locke, 2013
73	Neil Clabo, 1975
71	Chris Kluwe, 2005

PUNTS, GAME

10	Ryan Wright, @ Mia., 10/16/22
9	Bobby Walden, vs. L.A., 11/29/64
	Jeff Locke, @ Bal., 12/8/13

PUNT AVERAGE, SEASON

46.4	Bobby Walden, 1964 (72-3,341)
44.2	Jeff Locke, 2013 (75-3,316)
44.1	Chris Kluwe, 2005 (71-3,130)

PUNT AVERAGE (MIN. 4 PUNTS), GAME

54.3	Chris Kluwe, vs. T.B., 9/11/05 (4-217)
52.4	Bobby Walden, vs. S.F., 11/8/64 (5-262)
52.0	Bobby Walden, @ Bal., 11/15/64 (4-208)

PUNT RETURNS

PUNT RETURNS, SEASON

48	Kevin Miller, 1978
35	Keenan Howry, 2003
33	Jimmy Edwards, 1979

PUNT RETURNS, GAME

6	Kevin Miller, vs. T.B., 9/17/78
	David Palmer, vs. Det., 9/11/94

PUNT RETURN YARDS, SEASON

247	Keenan Howry, 2003
237	Kevin Miller, 1978
217	Troy Walters, 2000

PUNT RETURN YARDS, GAME

107	Charlie West, vs. Was., 11/3/68
78	Troy Walters, vs. Det., 11/30/00

77	Bob Grim, vs. NYG, 11/5/67
----	----------------------------

LONGEST PUNT RETURN

98t	Charlie West, vs. Was., 11/3/68
81	Bob Grim, vs. NYG, 11/5/67
63	Troy Walters, vs. Det., 11/30/00

PUNT RETURN AVERAGE, SEASON

10.1	Charlie West, 1968 (20-201)
7.9	Nick Davis, 2002 (24-190)
7.6	Jackie Wallace, 1974 (25-191)

PUNT RETURN AVERAGE (3 RETURNS), GAME

35.7	Charlie West, vs. Was., 11/3/68 (3-107)
26.0	Troy Walters, vs. Det., 11/30/00 (3-78)
25.7	Bob Grim, vs. NYG, 11/5/67 (3-77)

KICKOFF RETURNS

KICKOFF RETURNS, SEASON

53	Buster Rhymes, 1985
44	Jimmy Edwards, 1979
43	Cordarrelle Patterson, 2013

KICKOFF RETURNS, GAME

8	Troy Walters, vs. G.B., 12/17/00
7	Jimmy Edwards, @ St.L., 11/4/79
	Darryl Harris, vs. G.B., 10/16/88

KICKOFF RETURN YARDS, SEASON

1,393	Cordarrelle Patterson, 2013
1,345	Buster Rhymes, 1985
1,156	Percy Harvin, 2009

KICKOFF RETURN YARDS, GAME

228	Cordarrelle Patterson, vs. G.B., 10/27/13
182	Buster Rhymes, vs. Chi., 9/19/85
180	Percy Harvin, vs. S.F., 9/27/09

LONGEST KICKOFF RETURN (ALL TDS)

109	Cordarrelle Patterson, vs. G.B., 10/27/13*
105	Cordarrelle Patterson, at Chi., 9/15/13
104	Aundrae Allison, vs. Det., 12/2/07

* NFL Record

KICKOFF RETURN AVERAGE, SEASON

32.4	Cordarrelle Patterson, 2013
28.7	Aundrae Allison, 2007
27.5	Percy Harvin, 2009

KICKOFF RETURN AVERAGE (3 RETURNS), GAME

49.7	Cordarrelle Patterson, @ Chi., 9/15/13 (3-149)
48.0	Aundrae Allison, vs. Det., 12/2/07 (3-144)
45.6	Cordarrelle Patterson, vs. G.B., 10/27/13 (5-228)

INTERCEPTIONS

PASSES DEFENSED, SEASON

23	Xavier Rhodes, 2013
19	Orlando Thomas, 1995
12	Dewayne Washington, 1994
	Brian Williams, 2002

INTERCEPTIONS, SEASON

9	Orlando Thomas, 1995
6	George Rose, 1964
5	Rip Hawkins, 1961

INTERCEPTIONS, GAME

2	Rip Hawkins, vs. Dal, 9/24/61
	Jeff Siemon, vs. S.F., 12/16/72

INTERCEPTION RETURN YARDS, SEASON

135	Dewayne Washington, 1994
108	Orlando Thomas, 1995
87	Harrison Smith, 2012

INTERCEPTION RETURN YARDS, GAME

81	Dewayne Washington, @ Chi., 9/18/94
80	Mike Nattiel, vs. Sea., 12/7/03
70	Orlando Thomas, @ Pit., 9/24/95

LONGEST INTERCEPTION RETURN

81	Dewayne Washington, @ Chi., 9/18/94 (td)
80	Mike Nattiel, vs. Sea., 12/7/03 (td)
63	Tim Newton, @ Buf., 9/25/85

TACKLES

TOTAL TACKLES, SEASON

129	Harrison Smith, 2012
126	Rip Hawkins, 1961
109	Chris Doleman, 1985
105	Eric Kendricks, 2015
102	Tim Newton, 1985
99	Anthony Barr, 2014

TOTAL TACKLES, GAME

13	Malik Boyd, @ N.E., 11/13/94
	Harrison Smith, vs. T.B., 10/25/12
	Eric Kendricks, vs. K.C., 10/18/15

SACKS

SACKS, SEASON

10.5	Don Hultz, 1963
	Kevin Williams, 2003

SACKS, GAME

3.0	Kevin Williams, vs. Ari., 12/28/03
2.5	Gerald Robinson, Chi., 10/19/86
2.0	10 times, last Danielle Hunter, vs. Chi., 12/20/15

VIKINGS ROOKIE NFL AWARDS

NFL ROOKIE OF THE YEAR

1963	Paul Flatley, WR (AP, UPI, NEA, TSN)
1973	Chuck Foreman, RB (AP, PFWA)
1976	Sammy White, WR (AP, PFWA)
1998	Randy Moss, WR (TSN, FN, PFW, SI)
2007	Adrian Peterson, RB (TSN, PFW, SI)
2020	Justin Jefferson, WR (TSN)

PEPSI ROOKIE OF THE YEAR

2007	Adrian Peterson, RB
2009	Percy Harvin, WR
2014	Teddy Bridgewater, QB

NFL OFFENSIVE ROOKIE OF THE YEAR

1973	Chuck Foreman, RB, (PFW)
1976	Sammy White, WR, (PFW, PD)
1998	Randy Moss, WR (AP, FD, CPFW)
2007	Adrian Peterson, RB (AP, PFW)
2009	Percy Harvin, WR/KR (AP, PFW)

NFL DEFENSIVE ROOKIE OF THE YEAR

1994	Dewayne Washington, CB (PFN)
------	------------------------------

NFC ROOKIE OF THE YEAR

1973	Chuck Foreman, RB (Wheaties, TSN)
------	-----------------------------------

VIKINGS ROOKIE RECORDS

1976 Sammy White, WR (UPI, TSN, NEA)
1998 Randy Moss, WR (PFWA)

NFC OFFENSIVE ROOKIE OF THE YEAR

1998 Randy Moss, WR (PFWA)

1ST-TEAM AP ALL-PRO

1998 Randy Moss, WR
2012 Blair Walsh, K
2013 Cordarrelle Patterson, WR/KR

ALL-ROOKIE HONORS (PFWA)

1972 Jeff Siemon, LB
1973 Chuck Foreman, RB
1974 Matt Blair, LB
1976 Sammy White, WR
1984 Alfred Anderson, RB
1988 Randall McDaniel, G
1994 Todd Steussie, G
Andrew Jordan, TE
Dewayne Washington, CB
1995 Orlando Thomas, S
1998 Randy Moss, WR
2000 Chris Hovan, DT
2003 Onterio Smith, RB
Kevin Williams, DT
Eddie Johnson, P

2005 Chris Kluwe, P
2007 Adrian Peterson, RB
Brian Robison, DE
2009 Phil Loadholt, T
Percy Harvin, WR/KR
2011 Kyle Rudolph, TE
2012 Blair Walsh, K
Matt Kalil, T
Harrison Smith, S
2013 Cordarrelle Patterson, WR/KR
2014 Teddy Bridgewater, QB
2015 Stefon Diggs, WR
Danielle Hunter, DE
Eric Kendricks, LB
2017 Pat Elflein, C
2020 Justin Jefferson, WR
Cameron Dantzler, CB
2021 Kene Ngwangwu, RB

NFL ROOKIE OF THE WEEK

2004 Mewelde Moore, RB, vs. Ten., 10/24, Offense
2007 Adrian Peterson, RB, @ Chi., 10/14, Offense
2007 Adrian Peterson, RB, vs. S.D., 11/4, Offense
2009 Percy Harvin, WR, @ Pit., 10/25, Special Teams
2009 Percy Harvin, WR, @ G.B., 11/1, Special Teams
2014 Teddy Bridgewater, QB, vs. Atl., 9/28, Offense

2014 Teddy Bridgewater, QB, vs. Car., 11/30, Offense
2015 Stefon Diggs, WR, vs. K.C., 10/18, Offense
2021 Kene Ngwangwu, RB, @ Bal., 11/7, Special Teams

NFL ROOKIE OF THE MONTH

1997 Dwayne Rudd, LB, December, Defense
1998 Randy Moss, WR, November, Offense
2003 Kevin Williams, DT, December, Defense
2007 Adrian Peterson, RB, September, Offense
2007 Adrian Peterson, RB, October, Offense
2009 Percy Harvin, WR, November, Offense
2013 Cordarrelle Patterson, WR, December, Offense
2015 Eric Kendricks, LB, October, Defense

PRO BOWL HONORS

1973 Chuck Foreman, RB
1976 Sammy White, WR
1998 Randy Moss, WR
2007 Adrian Peterson, RB
2009 Percy Harvin, WR/KR
2012 Matt Kalil, T
Blair Walsh, K
2013 Cordarrelle Patterson, WR/KR
2020 Justin Jefferson, WR

VIKINGS BIG DAYS

RUSHING

MOST RUSHING YARDS

296	Adrian Peterson vs. S.D., 11/4/07 (30 att.)	315	Jerick McKinnon vs. Atl., 9/28/14 (18 att.)	112	Alexander Mattison vs. Det., 10/10/21 (25 att.)
224	Adrian Peterson @ Chi., 10/14/07 (20 att.)	314	Robert Smith vs. Det., 10/25/98 (19 att.)		Adrian Peterson vs. G.B., 9/30/07 (12 att.)
212	Adrian Peterson @ Stl., 12/16/12 (24 att.)		Adrian Peterson vs. Det., 9/20/15 (29 att.)		Alexander Mattison @ Sea., 10/11/20 (20 att.)
211	Adrian Peterson vs. Chi., 12/1/13 (35 att.)	333	Chuck Foreman vs. Cin., 11/13/77 (29 att.)		Alexander Mattison vs. Sea., 9/26/21 (20 att.)
210	Adrian Peterson @ G.B., 12/2/12 (21 att.)		Robert Smith @ T.B., 10/13/96 (18 att.)	111	Dalvin Cook vs. Atl., 9/8/19 (21 att.)
206	Dalvin Cook vs. Det., 11/8/20 (22 att.)		Adrian Peterson vs. Det., 11/15/09 (18 att.)		Dalvin Cook vs. Ari., 10/30/22 (20 att.)
205	Dalvin Cook vs. Pit., 12/9/21 (27 att.)	332	Dalvin Cook @ NYG, 10/6/19 (21 att.)		Latavius Murray vs. Bal., 10/22/17 (18 att.)
203	Adrian Peterson @ Oak., 11/15/15 (26 att.)		Dalvin Cook vs. Chi, 12/20/20 (24 att.)		Robert Smith vs. Det., 9/10/95 (20 att.)
200	Chuck Foreman @ Phi., 10/24/76 (28 att.)		Robert Smith @ G.B., 9/21/97 (28 att.)		Adrian Peterson vs. Det., 10/12/08 (25 att.)
199	Adrian Peterson vs. G.B., 12/30/12 (34 att.)	331	Dalvin Cook @ Ari, 9/19/21 (22 att.)		Latavius Murray vs. Chi., 12/31/17 (20 att.)
192	Adrian Peterson vs. G.B., 12/30/12 (34 att.)		Adrian Peterson vs. Chi., 11/30/08 (28 att.)	110	Dalvin Cook vs. Oak., 9/22/19 (16 att.)
182	Adrian Peterson @ Sea., 11/4/12 (17 att.)		Adrian Peterson @ G.B., 10/24/10 (28 att.)		Dalvin Cook @ Bal., 11/7/21 (17 att.)
181	Dalvin Cook vs. Ten., 9/27/20 (22 att.)	330	Dalvin Cook @ Hou, 10/4/20 (27 att.)	109	Bill Brown vs. Chi., 9/29/68 (12 att.)
180	Adrian Peterson @ Cle., 9/13/09 (25 att.)		Michael Bennett vs. G.B., 11/17/02 (19 att.)		Ted Brown @ G.B., 9/27/81 (21 att.)
179	Ted Brown @ G.B., 10/23/83 (29 att.)	129	Ted Brown vs. T.B., 11/8/81 (31 att.)		Robert Smith vs. Chi., 9/3/00 (14 att.)
	Robert Smith @ Stl., 9/13/98 (23 att.)	127	Chuck Foreman vs. S.D., 11/23/75 (33 att.)		Mewelde Moore @ N.O., 10/17/04 (15 att.)
175	Adrian Peterson vs. G.B., 10/23/11 (24 att.)		Terry Allen vs. T.B., 11/3/91 (14 att.)		Toby Gerhart at Was., 12/24/11 (11 att.)
172	Terry Allen @ Pit., 12/20/92 (33 att.)		Dalvin Cook vs. N.O., 9/11/17 (22 att.)	108	Joe Webb at Det., 12/11/11 (7 att.)
171	Adrian Peterson vs. Det., 11/11/12 (27 att.)	126	Herschel Walker @ T.B., 12/8/91 (16 att.)		Ted Brown @ Atl., 11/23/81 (16 att.)
170	Robert Smith @ Chi., 10/15/00 (15 att.)		Adrian Peterson vs. S.D., 9/27/15 (20 att.)		Leroy Hoard vs. Oak., 11/17/96 (20 att.)
169	Robert Smith @ Chi., 10/15/00 (15 att.)	125	Herschel Walker @ Atl., 9/8/91 (25 att.)		Moe Williams vs. Chi., 9/14/03 (21 att.)
	Chester Taylor @ Sea., 10/22/06 (24 att.)		Robert Smith vs. Phi., 9/28/97 (22 att.)		Adrian Peterson @ Chi., 11/25/12 (18 att.)
167	Michael Bennett vs. NYG, 11/10/02 (15 att.)		Artose Pinner @ Det., 12/10/06 (29 att.)	107	Chuck Foreman vs. Det., 10/19/75 (22 att.)
166	Scottie Graham vs. K.C., 12/26/93 (33 att.)		Adrian Peterson vs. Stl., 11/8/15 (29 att.)		Robert Smith vs. Chi., 10/10/99 (12 att.)
165	Adrian Peterson @ Ari., 12/14/08 (28 att.)	124	Tommy Mason vs. Pit., 10/18/64 (20 att.)		Adrian Peterson vs. Buf., 12/5/10 (16 att.)
164	Chester Taylor vs. Oak., 11/18/07 (22 att.)		Oscar Reed vs. Det., 11/12/72 (23 att.)	106	Bill Brown @ Bal., 11/16/64 (14 att.)
163	Dalvin Cook @ G.B., 11/1/20 (30 att.)	123	Raymond Hayes vs. LA Rams, 12/3/61 (18 att.)		Dave Osborn @ Chi., 10/12/69 (15 att.)
160	Robert Smith vs. Ind., 12/21/97 (17 att.)		Chester Taylor vs. Det., 10/8/06 (26 att.)		Michael Bennett vs. Chi., 10/27/02 (29 att.)
	Adrian Peterson vs. Ind., 9/14/08 (29 att.)	122	Adrian Peterson vs. T.B., 10/25/12 (15 att.)		Michael Bennett vs. Det., 11/6/05 (18 att.)
	Adrian Peterson vs. Det., 9/26/10 (23 att.)		Chuck Foreman @ N.O., 9/3/78 (18 att.)	105	Alfred Anderson @ Phi., 9/9/84 (20 att.)
159	Terry Allen @ Chi., 9/18/94 (22 att.)		Darrin Nelson vs. Det., 11/3/85 (25 att.)		Leroy Hoard vs. S.F., 10/24/99 (17 att.)
158	Adrian Peterson @ Atl., 11/29/15 (29 att.)		Robert Smith @ G.B., 11/9/00 (24 att.)		Adrian Peterson @ Det., 12/7/08 (22 att.)
156	Chuck Foreman @ Det., 12/18/77 (33 att.)	121	Mewelde Moore @ G.B., 11/21/05 (22 att.)	104	Tony Galbreath @ Chi., 10/9/83 (16 att.)
155	Dave Osborn vs. G.B., 12/3/67 (21 att.)		Adrian Peterson vs. Ari., 10/9/11 (29 att.)		Robert Smith vs. S.D., 11/28/99 (20 att.)
	Clinton Jones vs. Atl., 11/28/71 (22 att.)		Mel Triplett @ Chi., 12/17/61 (15 att.)		Michael Bennett @ G.B., 12/30/01 (25 att.)
	Latavius Murray vs. Ariz., 10/14/18 (24 att.)	120	Adrian Peterson @ Chi., 10/19/08 (22 att.)		Adrian Peterson vs. NYG, 12/27/15 (22 att.)
154	Adrian Peterson vs. Chi., 12/9/12 (31 att.)		Alfred Anderson @ Det., 9/23/84 (19 att.)	103	Bill Brown vs. Bal., 9/13/64 (20 att.)
	Dalvin Cook @ G.B., 9/15/19 (20 att.)		Robert Smith vs. Car., 10/12/97 (23 att.)		Bill Brown @ NYG, 12/6/64 (18 att.)
153	Adrian Peterson vs. Ari., 10/21/12 (23 att.)		Michael Bennett @ G.B., 12/8/02 (19 att.)		Dave Osborn @ Atl., 10/29/67 (19 att.)
150	Chuck Foreman vs. Chi., 10/16/77 (26 att.)		Adrian Peterson vs. T.B., 9/18/11 (25 att.)		Darrin Nelson vs. T.B., 11/15/87 (17 att.)
148	Chuck Foreman vs. Pit., 10/4/76 (27 att.)		Dalvin Cook vs. Jax., 12/6/20 (32 att.)		Herschel Walker vs. Den., 9/29/91 (12 att.)
	Herschel Walker vs. G.B., 10/15/89 (18 att.)	119	Darrin Nelson vs. G.B., 11/13/83 (16 att.)		Robert Smith vs. Was., 10/18/98 (24 att.)
	Herschel Walker vs. G.B., 10/15/89 (18 att.)		Dalvin Cook @ Buf., 11/13/22 (14 att.)		Robert Smith vs. Car., 11/19/00 (23 att.)
	Onterio Smith @ Chi., 12/14/03 (27 att.)	118	Dave Osborn @ Chi., 12/18/66 (19 att.)		Michael Bennett vs. Sea., 12/7/03 (25 att.)
	Mike Boone vs. Chi., 12/29/19 (17 att.)		Darrin Nelson vs. Cle., 10/26/86 (22 att.)		Adrian Peterson vs. Atl., 9/9/07 (19 att.)
146	Tommy Mason vs. Bal., 11/17/63 (12 att.)		Darrin Nelson @ Dal., 11/26/87 (16 att.)		Adrian Peterson @ G.B., 9/8/08 (19 att.)
	Darrin Nelson vs. G.B., 11/10/85 (21 att.)		Robert Smith @ K.C., 12/12/99 (21 att.)		Adrian Peterson vs. NYG, 12/28/08 (21 att.)
	Robert Smith @ NYG, 12/26/99 (16 att.)	117	Adrian Peterson, @ Phi., 12/26/10 (22 att.)		Jerick McKinnon @ Buf., 10/19/14 (19 att.)
	Onterio Smith vs. K.C., 12/20/03 (21 att.)		Bill Brown vs. Cin., 10/16/65 (15 att.)		Adrian Peterson @ Chi., 11/1/15 (20 att.)
	Adrian Peterson @ G.B., 11/24/13 (32 att.)		Chuck Foreman @ N.O., 11/16/75 (24 att.)	102	Chuck Foreman @ Chi., 10/27/75 (26 att.)
145	Adrian Peterson vs. Mia., 9/19/10 (28 att.)		Robert Smith vs. Ari., 11/12/00 (20 att.)		Chuck Foreman vs. Atl., 11/9/75 (26 att.)
143	Tommy Mason @ Bal., 12/16/62 (20 att.)		Chuck Foreman vs. Chi., 9/23/73 (16 att.)		Robert Smith vs. Car., 10/6/96 (27 att.)
	Adrian Peterson vs. Bal., 10/18/09 (22 att.)	116	Adrian Peterson vs. Det., 12/2/07 (15 att.)		Moe Williams vs. Buf., 9/15/02 (17 att.)
142	Dalvin Cook @ Det., 9/20/19 (25 att.)		Bill Brown @ Dal., 9/25/66 (20 att.)		Adrian Peterson @ K.C., 9/23/07 (25 att.)
140	Dalvin Cook @ Car., 10/17/21 (29 att.)		Dave Osborn vs. NYG, 11/5/67 (16 att.)		Adrian Peterson @ Det., 9/30/12 (21 att.)
	Terry Allen @ G.B., 9/6/92 (12 att.)		Robert Smith vs. Det., 10/31/93 (23 att.)		Cordarrelle Patterson @ Stl., 9/7/14 (3 att.)
	Adrian Peterson vs. Pit., 9/29/13 (23 att.)		Robert Smith @ Pit., 9/24/95 (15 att.)		Dalvin Cook @ T.B., 12/13/20 (22 att.)
	Adrian Peterson @ Dal., 11/3/13 (25 att.)		Scottie Graham @ Cinn., 12/24/95 (25 att.)	101	Tommy Mason @ G.B., 12/5/65 (21 att.)
139	Dave Osborn vs. Chi., 12/5/70 (29 att.)		Robert Smith vs. Det., 11/30/00 (17 att.)		Clinton Jones vs. Atl., 9/14/68 (17 att.)
	Scottie Graham @ G.B., 12/19/93 (30 att.)		Matt Asiata vs. Det., 12/29/13 (14 att.)		Bill Brown vs. Det., 11/11/73 (19 att.)
	Adrian Peterson vs. Hou., 11/2/08 (25 att.)		Dalvin Cook vs. Dal., 11/22/20 (27 att.)		Chuck Foreman @ G.B., 11/27/77 (26 att.)
138	Tommy Mason @ Det., 12/9/62 (16 att.)	114	Chuck Foreman @ Det., 10/7/73 (16 att.)		Chuck Foreman @ Dal., 10/26/78 (22 att.)
	Bill Brown @ Cle., 10/31/65 (26 att.)		Michael Bennett @ T.B., 11/3/02 (10 att.)		Leroy Hoard vs. T.B., 12/15/96 (20 att.)
	Mewelde Moore vs. Ten., 10/24/04 (20 att.)	113	Ted Brown @ Chi., 9/21/80 (22 att.)		Robert Smith vs. Det., 12/14/97 (20 att.)
137	Tommy Mason vs. Bal., 9/13/64 (20 att.)		Terry Allen vs. Mia., 9/25/94 (15 att.)		Mewelde Moore vs. N.O., 9/25/05 (23 att.)
	Robert Smith vs. N.O., 11/8/98 (20 att.)		Terry Allen @ T.B., 10/30/94 (17 att.)		Robert Smith vs. Jax., 12/20/98 (19 att.)
136	Chester Taylor vs. Ari., 11/26/06 (27 att.)		Robert Smith vs. Det., 9/1/96 (22 att.)		Chester Taylor @ S.F., 12/9/07 (8 att.)
	Dalvin Cook vs. Mia., 12/16/18 (19 att.)		Michael Bennett vs. Tenn., 12/9/01 (16 att.)	100	Chuck Foreman vs. G.B., 12/8/73 (19 att.)
			Chester Taylor vs. Car., 9/17/06 (24 att.)		Chuck Foreman vs. Sea., 11/14/76 (17 att.)
					Ted Brown vs. Dal., 1/3/83 (29 att.)

VIKINGS BIG DAYS

Terry Allen vs. G.B., 12/27/92 (20 att.) 374
 Adrian Peterson @ Chi., 9/15/13 (26 att.)

CAREER 100-YARD RUSHING GAMES

No.	Player	W-L
49	Adrian Peterson	33-15-1
29	Robert Smith	22-7
21	Dalvin Cook	14-7
17	Chuck Foreman	16-1
9	Michael Bennett	5-4
8	Bill Brown	4-4
7	Terry Allen	7-0
6	Tommy Mason	2-4
	Dave Osborn	3-3
	Ted Brown	5-1
	Darrin Nelson	3-3
	Chester Taylor	6-0
4	Herschel Walker	3-1
	Mewelde Moore	4-0
3	Alexander Mattison	2-1
	Lataavius Murray	3-0
	Scottie Graham	2-1
	Leroy Hoard	3-0
2	Clinton Jones	2-0
	Alfred Anderson	1-1
	Moe Williams	1-1
	Onterio Smith	1-1
	Jerick McKinnon	1-1
1	Ray Hayes	1-0
	Mel Triplett	0-1
	Oscar Reed	1-0
	Tony Galbreath	1-0
	Artose Pinner	1-0
	Toby Gerhart	1-0
	Joe Webb	0-1
	Matt Asiata	1-0
	Cordarrelle Patterson	1-0
	Mike Boone	0-1

PASSING

MOST PASSING YARDS

490	Tommy Kramer @ Was., 11/2/86 (20 of 35)
460	Kirk Cousins vs. Ind., 12/17/22 (34 of 54)
456	Tommy Kramer vs. Cle., 12/14/80 (38 of 49)
449	Joe Kapp vs. Bal., 9/28/69 (28 of 43)
446	Brett Favre vs. Ari., 11/7/10 (36 of 47)
444	Tommy Kramer @ S.D., 10/11/81 (27 of 43)
442	Randall Cunningham @ G.B., 10/5/98 (20 of 32)
436	Tommy Kramer vs. Chi., 9/19/85 (28 of 55)
425	Kirk Cousins @ Det., 12/11/22 (31 of 41)
	Kirk Cousins @ G.B., 9/16/18 (35 of 48)
	Daunte Culpepper @ N.O., 10/17/04 (26 of 37)
422	Kirk Cousins @ LA Rams, 9/27/18 (36 of 50)
420	Warren Moon vs. N.O., 11/6/94 (33 of 57)
407	Fran Tarkenton @ S.F., 10/24/65 (21 of 34)
405	Kirk Cousins @ Det., 1/3/21 (28 of 40)
404	Daunte Culpepper @ Det., 12/19/04 (25 of 35)
400	Warren Moon vs. NYJ, 11/20/94 (33 of 50)
396	Daunte Culpepper @ Oak., 11/16/03 (27 of 49)
	Daunte Culpepper @ Hou., 10/10/04 (36 of 50)
395	Tommy Kramer vs. Atl., 9/7/80 (30 of 42)
392	Brett Favre vs. Chi., 11/29/09 (32 of 48)
391	Wade Wilson vs. Det., 11/6/88 (28 of 35)
386	Tommy Kramer @ T.B., 10/7/84 (27 of 47)
384	Warren Moon @ Det., 11/23/95 (30 of 47)
	Tommy Kramer vs. G.B., 11/29/81 (38 of 55)
382	Matt Cassel vs. Phi., 12/15/13 (26 of 35)
	Sam Bradford @ G.B., 12/24/16 (34 of 50)
381	Christian Ponder vs. Den., 12/4/11 (29 of 47)

	Wade Wilson @ T.B., 12/16/90 (24 of 39)
	Jeff George @ Chi., 11/14/99 (25 of 44)
373	Kirk Cousins @ Car., 10/17/21 (33 of 48)
370	Daunte Culpepper @ S.D., 11/9/03 (32 of 44)
369	Case Keenum vs. T.B., 9/24/17 (25 of 33)
366	Sean Salisbury @ Den., 11/14/93 (19 of 37)
364	Randall Cunningham vs. Oak., 9/19/99 (23 of 39)
364	Kirk Cousins @ Phi., 9/14/23 (31 of 44)
363	Jeff George vs. S.D., 11/28/99 (28 of 43)
	Daunte Culpepper @ G.B., 11/14/04 (27 of 44)
361	Steve Dils @ T.B., 9/5/81 (37 of 62)
	Wade Wilson vs. N.O., 12/21/86 (24 of 39)
360	Daunte Culpepper vs. Chi., 9/26/04 (19 of 30)
359	Kirk Cousins vs. N.O., 11/4/18 (31 of 41)
	Randall Cunningham @ Dal., 11/26/98 (17 of 35)
357	Daunte Culpepper vs. Car., 11/19/00 (22 of 29)
	Kirk Cousins @ Buf., 11/13/22 (30 of 50)
355	Warren Moon @ Ari., 10/2/94 (29 of 47)
	Daunte Culpepper vs. Mia., 9/10/00 (23 of 37)
352	Christian Ponder @ Was., 10/14/12 (35 of 52)
351	Kirk Cousins @ Cin., 9/12/21 (36 of 49)
349	Warren Moon @ N.E., 11/13/94 (26 of 42)
	Randall Cunningham vs. Chi., 12/6/98 (21 of 31)
348	Todd Bouman vs. Tenn., 12/9/01 (21 of 31)
347	Fran Tarkenton @ Was., 11/30/75 (27 of 37)
	Fran Tarkenton vs. Det., 11/7/76 (17 of 25)
	Sean Salisbury vs. S.D., 11/7/93 (29 of 47)
346	Sam Bradford vs. N.O., 9/11/17 (27 of 32)
345	Randall Cunningham @ Bal., 12/13/98 (32 of 55)
344	Brett Favre vs. Det., 11/15/09 (20 of 29)
344	Kirk Cousins vs. T.B., 9/10/23 (33 of 44)
343	Tommy Kramer @ St.L., 10/25/81 (25 of 55)
	Daunte Culpepper @ Phi., 9/20/04 (37 of 47)
	Kirk Cousins vs. Atl., 10/18/20 (24 of 36)
342	Kirk Cousins vs. G.B., 11/25/18 (29 of 38)
	Tommy Kramer vs. Chi., 11/28/82 (26 of 35)
	Warren Moon @ Ari., 11/12/95 (24 of 43)
341	Kirk Cousins vs. G.B., 11/21/21 (24 of 35)
340	Kirk Cousins @ Det., 12/5/21 (30 of 40)
339	Wade Wilson vs. T.B., 11/30/86 (22 of 33)
338	Warren Moon vs. N.O., 11/19/95 (25 of 32)
337	Kirk Cousins @ Det., 10/20/19 (24 of 34)
335	Wade Wilson @ T.B., 10/23/88 (22 of 30)
	Daunte Culpepper vs. G.B., 12/17/00 (23 of 38)
	Teddy Bridgewater @ Ari., 12/10/15 (25 of 36)
334	Brad Johnson vs. T.B., 9/14/97 (29 of 44)
	Brett Favre @ Pit., 10/25/09 (34 of 51)
333	Kirk Cousins vs. Phil., 10/13/19 (22 of 29)
	Tommy Kramer vs. Det., 9/20/81 (25 of 42)
332	Warren Moon @ T.B., 10/15/95 (33 of 48)
	Daunte Culpepper @ N.O., 10/7/01 (23 of 34)
330	Tommy Kramer @ Atl., 11/23/81 (24 of 47)
	Daunte Culpepper @ St.L., 11/30/03 (33 of 47)
328	Tommy Kramer vs. NYJ, 12/26/82 (32 of 56)
327	Fran Tarkenton vs. LA Rams, 10/16/66 (21 of 31)
	Warren Moon vs. Mia., 9/25/94 (26 of 37)
324	Tommy Kramer vs. T.B., 11/16/80 (24 of 37)
323	Kirk Cousins vs. Sea., 9/26/21, (30 of 38)
322	Tommy Kramer @ S.F., 10/12/86 (26 of 41)
	Daunte Culpepper vs. T.B., 9/30/01 (30 of 44)
321	Tommy Kramer vs. Phi., 12/22/85 (21 of 36)
	Brett Favre @ Chi., 12/28/09 (26 of 40)
319	Kirk Cousins vs. Den., 11/17/19, (29 of 35)
	Fran Tarkenton vs. LA Rams, 11/19/72 (14 of 28)
318	Rich Gannon @ Cinn., 9/27/92 (25 of 32)
317	Fran Tarkenton vs. N.O., 12/1/74 (20 of 29)
	Rich Gannon @ N.E., 10/20/91 (35 of 63)

	Teddy Bridgewater vs. Atl., 9/28/14 (19 of 30)
	Fran Tarkenton @ Oak., 12/17/78 (23 of 38)
	Brad Johnson vs. N.O., 11/8/98 (28 of 38)
	Brett Favre vs. NYG., 1/3/10 (25 of 31)
	Teddy Bridgewater @ Det., 10/25/15 (25 of 35)
315	Tommy Kramer @ Atl., 12/15/85 (22 of 43)
	Teddy Bridgewater @ Det., 12/14/14 (23 of 37)
	Kirk Cousins vs. LAR, 12/26/21, (27 of 38)
314	Steve Dils @ St.L., 10/30/83 (27 of 38)
	Kirk Cousins vs. Dal., 11/22/20, (22 of 30)
313	Daunte Culpepper @ T.B., 10/29/00 (29 of 53)
312	Brad Johnson @ NYJ, 11/23/97 (24 of 35)
	Daunte Culpepper @ N.O., 12/15/02 (26 of 36)
	Daunte Culpepper @ Det., 12/29/02 (21 of 29)
311	Fran Tarkenton vs. Chi., 9/20/64 (22 of 34)
	Tommy Kramer vs. S.D., 10/20/85 (31 of 46)
309	Tommy Kramer vs. T.B., 12/8/85 (21 of 36)
	Wade Wilson @ G.B., 11/26/89 (23 of 38)
	Randall Cunningham vs. Chi., 10/10/99 (25 of 47)
	Teddy Bridgewater vs. NYJ., 12/7/14 (19 of 27)
308	Tommy Kramer @ N.E., 12/16/79 (35 of 61)
307	Fran Tarkenton @ N.O., 11/16/75 (25 of 39)
	Sam Bradford @ Wash., 11/13/16 (31 of 40)
	Kirk Cousins vs. Car., 11/29/20, (34 of 45)
306	Warren Moon vs. Chi., 12/1/94 (27 of 48)
	Kirk Cousins @ NYG, 10/6/19, (22 of 27)
305	Kirk Cousins vs. Jax., 12/6/20, (28 of 43)
304	Case Keenum @ Wash., 11/12/17 (21 of 29)
303	Steve Dils vs. G.B., 11/13/83 (21 of 37)
	Wade Wilson vs. Cinn., 12/25/89 (19 of 35)
302	Daunte Culpepper vs. Ari., 11/12/00 (25 of 32)
301	Kirk Cousins @ Phil., 10/7/18, (30 of 37)
	Brett Favre vs. S.F., 9/27/09 (24 of 46)
300	Daunte Culpepper vs. N.O., 9/25/05 (21 of 29)

CAREER 300-YARD PASSING GAMES

No.	Player	W-L-T
25	Kirk Cousins	14-11-1
19	Tommy Kramer	9-10
	Daunte Culpepper	11-8
10	Warren Moon	5-5
9	Fran Tarkenton	6-3
7	Brett Favre	5-2
	Wade Wilson	5-2
6	Randall Cunningham	4-2
5	Teddy Bridgewater	3-2
3	Steve Dils	0-3
	Brad Johnson	1-2
	Sam Bradford	1-2
2	Rich Gannon	1-1
	Sean Salisbury	1-1
	Jeff George	2-0
	Christian Ponder	0-2
	Case Keenum	2-0
1	Joe Kapp	1-0
	Todd Bouman	1-0
	Matt Cassel	1-0

RECEIVING

MOST RECEIVING YARDS

223	Justin Jefferson @ Det., 11/12/11/22 (11 rec.)
210	Sammy White vs. Det., 11/7/76 (7 rec.)
204	Randy Moss @ Chi., 11/14/99 (12 rec.)
202	Paul Flatley @ S.F., 10/24/65 (7 rec.)
	Adam Thielen @ G.B., 12/24/16 (12 rec.)
201	Sidney Rice vs. Det., 11/15/09 (7 rec.)
192	Justin Jefferson @ Buf., 11/13/22 (10 rec.)
190	Randy Moss @ G.B., 10/5/98 (5 rec.)
188	Anthony Carter vs. Det., 11/6/88 (8 rec.)

VIKINGS BIG DAYS

184	Anthony Carter @ Dal., 11/26/87 (8 rec.)		Cris Carter @ Chi., 11/14/99 (9 rec.)		Randy Moss vs. NYG, 10/26/03 (7 rec.)
184	Justin Jefferson vs. G.B., 9/11/22 (9 rec.)		Nate Burleson @ G.B., 11/14/04 (11 rec.)		Adam Thielen vs. G.B., 11/25/18 (8 rec.)
182	Stefon Diggs vs. G.B., 9/18/16 (9 rec.)		Cordarrelle Patterson @ Bal., 12/8/13 (5 rec.)	124	Anthony Carter @ Phi., 12/1/85 (5 rec.)
	Justin Jefferson @ Det., 12/5/21 (11 rec.)	140	Ted Brown vs. Det., 11/9/80 (9 rec.)		Cris Carter @ Cinn., 9/27/92 (11 rec.)
179	Steve Jordan @ Was., 11/2/86 (6 rec.)		Sammy White vs. Oak., 9/14/81 (7 rec.)		Cris Carter vs. Chi., 12/1/94 (9 rec.)
177	Sammy White vs. Chi., 11/28/82 (10 rec.)		Hassan Jones vs. Pit., 9/21/86 (6 rec.)		Cris Carter vs. Cle., 12/9/95 (8 rec.)
176	Sidney Rice vs. Bal., 10/18/09 (6 rec.)		Jerome Simpson @ Det., 9/8/13 (7 rec.)		Jerome Simpson vs. Pit., 9/29/13 (7 rec.)
175	Justin Jefferson vs. Ten., 9/27/20 (7 rec.)	139	John Gilliam vs. Chi., 11/25/73 (5 rec.)		Justin Jefferson vs. Det., 10/10/21 (7 rec.)
174	Paul Flatley vs. Det., 11/24/63 (6 rec.)		John Gilliam @ N.O., 11/16/75 (6 rec.)	123	Gordon Smith @ S.F., 11/26/61 (3 rec.)
173	Stefon Diggs vs. T.B., 9/24/17 (8 rec.)		Sammy White vs. LA Rams, 9/19/76 (9 rec.)		Anthony Carter @ T.B., 10/23/88 (6 rec.)
172	Gene Washington vs. Bal., 9/28/69 (6 rec.)		Ahmad Rashad @ Det., 12/18/77 (8 rec.)		Anthony Carter vs. Hou., 9/10/89 (7 rec.)
	Randy Moss vs. S.F., 9/28/03 (8 rec.)		Justin Jefferson vs. N.E., 11/24/22 (9 rec.)		Jarius Wright vs. NYJ., 12/7/14 (4 rec.)
171	Randy Moss vs. NYG, 11/19/01 (10 rec.)	138	Cris Carter vs. Car., 11/19/00 (8 rec.)		Adam Thielen vs. L.A.R, 11/19/17 (6 rec.)
169	Justin Jefferson vs. G.B., 11/21/21 (8 rec.)	137	Ray Poage vs. S.F., 9/29/63 (4 rec.)		Adam Thielen vs. Ariz., 10/14/18 (11 rec.)
168	Cris Carter vs. Mia., 9/10/00 (9 rec.)		John Henderson @ Bos., 12/13/70 (8 rec.)		Adam Thielen vs. Dal., 11/22/20 (8 rec.)
	Randy Moss @ Det., 10/1/00 (7 rec.)		Darrin Nelson vs. G.B., 11/13/83 (7 rec.)		Justin Jefferson vs. Ind., 12/17/22 (10 rec.)
167	Stefon Diggs vs. Phil., 10/13/19 (7 rec.)		Cris Carter vs. N.O., 11/19/95 (12 rec.)		Stefon Diggs @ LA Rams, 9/27/18 (4 rec.)
	Cris Carter @ Ari., 10/2/94 (14 rec.)	136	Jim Lash vs. G.B., 11/17/74 (6 rec.)	122	Gene Washington @ Chi., 10/11/70 (8 rec.)
166	Adam Thielen @ Wash., 11/12/17 (8 rec.)		Ahmad Rashad vs. G.B., 9/23/79 (9 rec.)		Randy Moss vs. Chi., 10/10/99 (8 rec.)
	Justin Jefferson vs. Atl., 10/18/20 (9 rec.)		Cris Carter vs. T.B., 12/3/95 (6 rec.)		Bernard Berrian vs. Chi., 11/30/08 (4 rec.)
164	Anthony Carter vs. S.D., 11/7/93 (10 rec.)		Cris Carter vs. S.D., 11/28/99 (11 rec.)		Kyle Rudolph @ Det., 12/23/18 (9 rec.)
	Stefon Diggs @ Wash., 11/13/16 (13 rec.)		Randy Moss vs. G.B., 12/17/00 (4 rec.)	121	Ahmad Rashad vs. S.F., 12/4/77 (7 rec.)
163	Randy Moss @ Dal., 11/26/98 (3 rec.)		Visanthe Shiancoe vs. Atl., 12/21/08 (7 rec.)		Jake Reed vs. NYJ, 11/20/94 (5 rec.)
	Greg Jennings vs. Phi., 12/15/13 (11 rec.)		Sidney Rice @ Pit., 10/25/09 (10 rec.)		Cris Carter @ Buf., 8/31/97 (8 rec.)
162	Hassan Jones @ T.B., 12/16/90 (7 rec.)	135	Cris Carter @ Dal., 11/26/98 (7 rec.)		Stefon Diggs vs. Den., 11/17/19 (5 rec.)
160	Ahmad Rashad vs. Atl., 9/7/80 (11 rec.)		Adam Thielen @ LA Rams., 9/27/18 (8 rec.)		Justin Jefferson vs. Jax., 12/6/20 (9 rec.)
	Randy Moss @ Stl., 11/30/03 (10 rec.)		Justin Jefferson @ Chi., 11/16/20 (8 rec.)	120	Sammy White @ Mia., 12/11/76 (9 rec.)
159	Leo Lewis @ Was., 11/2/86 (3 rec.)	134	Rickey Young @ N.O., 9/3/78 (12 rec.)		Sammy White vs. T.B., 11/16/80 (6 rec.)
	Justin Jefferson @ Phi., 9/14/23 (11 rec.)		Cris Carter @ Den., 11/14/93 (6 rec.)		Terry LeCount @ S.D., 10/11/81 (6 rec.)
158	Randy Moss vs. Tenn, 12/9/01 (7 rec.)		Jake Reed @ Oak., 11/17/96 (4 rec.)		Sammy White @ St.L. Cards, 10/25/81 (7 rec.)
157	Cris Carter @ Ari., 11/12/95 (12 rec.)		Jake Reed vs. Phi., 9/28/97 (6 rec.)		Randy Moss vs. T.B., 10/3/99 (4 rec.)
	Jake Reed vs. N.O., 11/6/94 (8 rec.)		Randy Moss vs. Atl., 12/1/02 (9 rec.)		Randy Moss @ S.D., 11/9/03 (11 rec.)
	Adam Thielen vs. N.O., 9/11/17 (9 rec.)		Nate Burleson @ N.O., 10/17/04 (6 rec.)	119	Tommy Mason vs. LA Rams, 11/25/62 (5 rec.)
	K.J. Osborn vs. Ind., 12/17/22 (10 rec.)		Nate Burleson @ Det., 12/19/04 (5 rec.)		Gene Washington vs. Cle., 11/9/69 (7 rec.)
156	Paul Flatley vs. Bal., 11/17/63 (7 rec.)	133	Paul Flatley vs. G.B., 11/21/65 (6 rec.)		Jake Reed @ G.B., 9/21/97 (8 rec.)
	Percy Harvin vs. Den., 12/4/11 (8 rec.)		Gene Washington @ Chi., 10/27/68 (6 rec.)		Cris Carter @ G.B., 10/5/98 (8 rec.)
155	Randy Moss vs. Det., 1/2/00 (5 rec.)		Randy Moss vs. Sea., 12/7/03 (8 rec.)		Cris Carter vs. Ari., 11/12/00 (11 rec.)
154	Justin Jefferson vs. Chi., 10/9/22 (12 rec.)		Percy Harvin @ Was., 10/14/12 (11 rec.)		Randy Moss vs. Chi., 10/27/02 (9 rec.)
153	Jake Reed vs. Chi., 10/28/96 (11 rec.)		Justin Jefferson @ Det., 1/3/21 (9 rec.)		Randy Moss vs. Chi., 9/26/04 (7 rec.)
	Randy Moss vs. G.B., 11/22/98 (8 rec.)		T.J. Hockenson vs. NYG, 12/24/22 (13 rec.)		Stefon Diggs vs. N.O. (10 rec.)
152	Gene Washington @ NYG, 9/21/69 (7 rec.)	132	Mike Jones @ LA Raiders, 10/14/84 (5 rec.)	118	Hugh McElhenny vs. G.B., 10/14/62 (5 rec.)
	Ahmad Rashad vs. S.F., 9/2/79 (7 rec.)		Anthony Carter vs. Phi., 12/22/85 (6 rec.)		Paul Flatley vs. Chi., 10/2/66 (5 rec.)
151	Ahmad Rashad @ Atl., 11/23/81 (9 rec.)		Hassan Jones @ Dal., 11/13/88 (3 rec.)		Sam McCullum @ K.C., 12/14/74 (6 rec.)
	Cris Carter @ Phi., 10/15/90 (6 rec.)		Jarius Wright vs. Atl., 9/28/14 (8 rec.)		Chuck Foreman vs. NYG, 10/17/76 (8 rec.)
	Cris Carter vs. N.O., 11/6/94 (12 rec.)	131	Chuck Foreman @ Dal., 10/6/74 (5 rec.)		Anthony Carter vs. Cinn., 12/25/89 (7 rec.)
	Randy Moss vs. Den., 10/19/03 (10 rec.)		Sammy White vs. Dal., 10/7/79 (7 rec.)		Cris Carter vs. Phoe. Cards, 10/13/91 (6 rec.)
150	Jake Reed @ NYJ, 11/23/97 (8 rec.)		Jake Reed vs. T.B., 9/14/97 (6 rec.)		Jake Reed @ Chi., 9/7/97 (12 rec.)
	Randy Moss @ G.B., 9/7/03 (9 rec.)		Randy Moss vs. G.B., 12/20/99 (5 rec.)		Randy Moss vs. T.B., 10/9/00 (5 rec.)
	Marcus Robinson @ Hou., 10/10/04 (9 rec.)		Cris Carter @ NYG, 12/26/99 (5 rec.)		Justin Jefferson vs. Sea., 9/26/21 (9 rec.)
	Justin Jefferson vs. T.B, 9/10/23 (9 rec.)		Bernard Berrian vs. Det., 10/12/08 (5 rec.)	117	Justin Jefferson vs. Sea., 9/26/21 (9 rec.)
149	Jake Reed @ Det., 11/23/95 (6 rec.)		Adam Thielen @ G.B., 9/16/18 (12 rec.)		Ahmad Rashad vs. T.B., 10/28/79 (7 rec.)
148	Jake Reed @ Atl., 9/8/96 (4 rec.)	130	Charley Ferguson @ Chi., 11/11/62 (3 rec.)		Anthony Carter @ LA Rams, 9/20/87 (4 rec.)
	Koren Robinson @ Det, 12/4/05 (4 rec.)		Leo Lewis vs. Was., 11/29/84 (7 rec.)		Jake Reed @ T.B., 11/1/98 (6 rec.)
147	Justin Jefferson @ N.O. (London), 10/2/22 (10 rec.)		Randy Moss @ G.B., 11/6/00 (6 rec.)		Qadry Ismail @ NYG, 10/10/94 (7 rec.)
146	Anthony Carter vs. Den., 11/4/90 (5 rec.)	129	Adam Thielen @ NYG, 10/6/19 (7 rec.)		Kyle Rudolph vs. Chi., 1/1/17 (11 rec.)
144	Anthony Carter @ Atl., 12/15/85 (7 rec.)		John Henderson @ Atl., 12/20/70 (7 rec.)		K.J. Osborn @ Chi., 1/8/23 (5 rec.)
	James Brim vs. G.B., 10/4/87 (6 rec.)		John Gilliam vs. Det., 11/11/73 (5 rec.)	116	Bill Brown @ LA Rams, 11/19/72 (5 rec.)
	Cris Carter @ Den., 10/31/99 (8 rec.)		Jake Reed vs. G.B., 9/22/96 (7 rec.)		John Gilliam vs. Phi., 10/21/73 (6 rec.)
	Randy Moss @ Dal., 11/23/00 (7 rec.)	128	Stefon Diggs vs. K.C., 10/18/15 (7 rec.)		Rickey Young @ N.E., 12/16/79 (15 rec.)
	Randy Moss @ Pit., 12/2/01 (8 rec.)		Bill Brown @ Chi., 12/13/64 (3 rec.)		Cris Carter vs. N.E., 11/2/97 (8 rec.)
	Randy Moss @ Det., 12/16/01 (7 rec.)	127	Stefon Diggs @ G.B., 9/16/18 (9 rec.)		Cris Carter vs. Dal., 11/8/99 (9 rec.)
143	Stefon Diggs vs. Wash., 10/24/19 (7 rec.)		Cris Carter vs. LA Raiders, 12/22/90 (8 rec.)		Adam Thielen @ Phil., 10/7/18 (7 rec.)
	Justin Jefferson @ LAC, 11/14/21 (9 rec.)		Jake Reed vs. Mia., 9/25/94 (9 rec.)		Justin Jefferson vs LAR, 12/26/21 (8 rec.)
142	Jim Phillips vs. LA, 10/16/66 (6 rec.)		Randy Moss vs. S.D., 11/28/99 (7 rec.)	115	Ahmad Rashad @ Oak., 12/17/78 (5 rec.)
	Ahmad Rashad vs. Cle., 12/14/80 (9 rec.)	126	Adam Thielen vs. Hou., 10/9/16 (7 rec.)		Ted Brown vs. Det., 9/20/81 (9 rec.)
	Sammy White @ Buf., 9/16/82 (9 rec.)		Bob Grim @ Det., 9/20/71 (7 rec.)		Joe Senser vs. NYJ, 12/26/82 (10 rec.)
	Qadry Ismail vs. N.O., 11/19/95 (5 rec.)		Moe Williams @ S.D., 11/9/03 (11 rec.)		Cris Carter vs. Hou. Oilers, 10/8/95 (12 rec.)
	Cris Carter @ Sea., 11/10/96 (7 rec.)		Percy Harvin vs. Ari., 11/17/10 (9 rec.)		Cris Carter @ T.B., 10/29/00 (7 rec.)
	Stefon Diggs @ Det., 10/20/19 (7 rec.)		Stefon Diggs @ Chi., 11/18/18 (13 rec.)		Randy Moss vs. G.B., 11/17/02 (6 rec.)
141	Anthony Carter @ G.B., 10/28/90 (9 rec.)	125	Adam Thielen @ Car., 10/17/21 (11 rec.)		Kelly Campbell @ Oak., 11/16/03 (4 rec.)
			Randy Moss @ Det., 10/17/99 (10 rec.)		Percy Harvin vs. Chi., 1/1/12 (10 rec.)

VIKINGS BIG DAYS

	Justin Jefferson @ Was., 11/6/22 (7 rec.)
114	Cris Carter @ N.E., 10/20/91 (10 rec.)
	Jerick McKinnon vs. Cin., 12/17/17 (7 rec.)
113	Tommy Mason vs. Phi., 10/28/62 (4 rec.)
	Anthony Carter vs. Phi., 9/25/88 (6 rec.)
	Cris Carter @ Was., 12/31/93 (7 rec.)
	Randy Moss @ N.O., 12/15/02 (11 rec.)
	Adam Thielen @ Hou., 10/4/20 (8 rec.)
112	Jerry Reichow vs. LA Rams, 12/3/61 (6 rec.)
	Jim Lash vs. N.O., 12/1/74 (3 rec.)
	Sammy White @ Chi., 12/6/81 (8 rec.)
	Steve Jordan vs. G.B., 9/28/86 (6 rec.)
	Cris Carter vs. G.B., 12/21/91 (7 rec.)
	Sidney Rice vs. NYG., 11/15/09 (7 rec.)
111	John Gilliam vs. N.O., 11/5/72 (4 rec.)
	John Gilliam vs. Chi., 12/3/72 (5 rec.)
	Anthony Carter @ Det., 11/9/86 (5 rec.)
	Cris Carter vs. Det., 11/24/91 (7 rec.)
	Anthony Carter @ Den., 11/14/93 (4 rec.)
	Cris Carter @ Buf., 12/11/94 (9 rec.)
	Jake Reed @ Cinn., 12/24/95 (5 rec.)
	Cris Carter @ Chi., 10/15/00 (7 rec.)
	Cris Carter vs. Det., 10/14/01 (8 rec.)
	Randy Moss vs. Buf., 9/15/02 (11 rec.)
	Randy Moss vs. K.C., 12/20/03 (7 rec.)
	Michael Jenkins vs. G.B., 10/23/11 (3 rec.)
110	Tony Galbreath vs. T.B., 11/6/83 (11 rec.)
	Mike Jones @ T.B., 10/7/84 (6 rec.)
	Terry Allen @ LA Rams, 11/29/92 (10 rec.)
	Randy Moss vs. Buf., 10/22/00
	Randy Moss vs. Mia., 12/21/02 (7 rec.)
	Nate Burleson vs. G.B., 12/24/04
	Bernard Berrian @ N.O., 10/6/08 (6 rec.)
	Adam Thielen @ NY Jets, 10/21/18 (9 rec.)
	Adam Thielen G.B., 9/13/20 (6 rec.)
109	Bill Brown vs. St.L., 10/8/67 (3 rec.)
	John Gilliam @ Det., 9/24/72 (4 rec.)
	John Gilliam vs. N.O., 12/1/74 (5 rec.)
	Ahmad Rashad vs. Chi., 10/10/76 (7 rec.)
	Ted Brown @ S.D., 10/11/81 (5 rec.)
	Anthony Carter vs. Det., 10/15/92 (5 rec.)
	Cris Carter vs. Was., 10/18/98 (5 rec.)
	Randy Moss @ Det., 12/29/02 (6 rec.)
108	Justin Jefferson vs. Chi., 12/24/22 (12 rec.)
	Jake Reed @ G.B., 9/26/99 (6 rec.)
	Percy Harvin vs. Ten., 10/7/12 (8 rec.)
	Stefon Diggs @ Det., 10/25/15 (6 rec.)
	Stefon Diggs @ Chi., 9/29/19 (7 rec.)
107	Paul Flatley @ G.B., 11/10/63 (3 rec.)
	John Gilliam @ S.F., 10/14/73 (7 rec.)
	Ahmad Rashad vs. Phi., 12/3/78 (9 rec.)
	Terry LeCount vs. S.F., 9/8/83 (5 rec.)
	Sammy White vs. Dal., 10/2/83 (3 rec.)
	Jake Reed vs. Dal., 9/17/95 (7 rec.)
	Cris Carter @ Chi., 9/7/97 (9 rec.)
	Cris Carter vs. Buf., 10/22/00 (7 rec.)
	Justin Jefferson vs. Chi., 1/9/21 (5 rec.)
	Justin Jefferson @ Mia., 10/16/22 (6 rec.)
106	Charley Ferguson @ Pit., 11/3/62 (4 rec.)
	Ray Poage vs. G.B., 10/13/63 (3 rec.)
	John Gilliam @ G.B., 10/29/72 (5 rec.)
	Chuck Foreman @ N.O., 9/12/76 (7 rec.)
	Hassan Jones vs. G.B., 9/28/86 (6 rec.)
	Anthony Carter vs. Chi., 12/6/87 (3 rec.)
	Anthony Carter @ T.B., 12/16/90 (8 rec.)
	Cris Carter @ G.B., 12/19/93 (6 rec.)
	Randy Moss vs. Chi., 12/6/98 (8 rec.)
	Randy Moss vs. Car., 11/19/00 (5 rec.)
	Kyle Rudolph vs. G.B., 11/22/15 (6 rec.)
105	Paul Flatley vs. LA Rams, 11/7/65 (5 rec.)
	John Gilliam @ LA Rams, 11/19/72 (4 rec.)

	Chuck Foreman vs. NYJ, 10/12/75 (9 rec.)
	Cris Carter @ NYJ, 11/23/97 (6 rec.)
	Sidney Rice vs. Buf., 12/5/10 (5 rec.)
	Adam Thielen @ Car., 12/10/17 (6 rec.)
	Adam Thielen vs. Buff., (14 rec.)
104	Sammy White vs. Det., 10/9/77 (4 rec.)
	Mike Jones vs. T.B., 12/8/85 (4 rec.)
	Anthony Carter @ T.B., 11/21/93 (9 rec.)
	Randy Moss vs. Ari., 11/12/00 (7 rec.)
	Onterio Smith vs. Chi., 9/26/04 (6 rec.)
	Randy Moss vs. Seattle, 12/12/04 (4 rec.)
	Bernard Berrian vs. Hou., 11/2/08 (2 rec.)
	Percy Harvin @ N.E., 10/31/10 (6 rec.)
	Percy Harvin @ Ind., 9/16/12 (12 rec.)
	Justin Jefferson vs. Chi., 12/20/20 (8 rec.)
103	Jerry Reichow vs. Chi., 9/17/61 (3 rec.)
	Tom Hall @ G.B., 10/4/64 (7 rec.)
	Ahmad Rashad @ S.F., 11/19/76 (6 rec.)
	Anthony Carter @ G.B., 11/26/89 (6 rec.)
	Hassan Jones vs. N.O., 9/16/90 (4 rec.)
	Charles Johnson vs. NYJ., 12/7/14 (4 rec.)
	Stefon Diggs @ Tenn., 9/11/16 (7 rec.)
	Adam Thielen vs. N.O., 10/28/18 (7 rec.)
	Justin Jefferson @ Hou., 10/4/20 (4 rec.)
	Ihmir Smith-Marsette vs. Chi., 1/9/21 (5 rec.)
102	John Gilliam vs. Hou., 10/13/74 (2 rec.)
	Ahmad Rashad @ LA Rams, 12/2/79 (6 rec.)
	Anthony Carter vs. Chi., 9/19/85 (4 rec.)
	Anthony Carter @ Det., 11/17/85 (6 rec.)
	Randy Moss @ Det., 12/19/04 (4 rec.)
	Troy Williamson vs. Car., 9/17/06 (6 rec.)
	Adam Thielen vs. S.F. (6 rec.)
101	Gene Washington @ Bos., 12/13/70 (7 rec.)
	Bob Grim @ G.B., 10/17/71 (7 rec.)
	Joe Senser vs. T.B., 11/8/81 (8 rec.)
	Leo Lewis @ Det., 9/23/84 (5 rec.)
	Hassan Jones vs. T.B., 9/30/90 (5 rec.)
	Adrian Cooper vs. NYJ, 11/20/94 (7 rec.)
	Qadry Ismail vs. T.B., 11/27/94 (6 rec.)
	Percy Harvin vs. Chi., 11/29/09 (6 rec.)
	Adam Thielen @ Jack., 12/11/16 (4 rec.)
100	Sammy White @ Det., 9/30/79 (6 rec.)
	Joe Senser @ S.D., 10/11/81 (7 rec.)
	Joe Senser @ St L Cards, 10/25/81 (5 rec.)
	Hassan Jones vs. N.O., 12/21/86 (5 rec.)
	Cris Carter vs. NYJ, 11/20/94 (9 rec.)
	Jake Reed vs. Oak., 9/19/99 (5 rec.)
	Percy Harvin @ Phi., 12/26/10 (7 rec.)

CAREER 100-YARD RECEIVING GAMES

No.	Player	W-L-T
41	Randy Moss	29-12
40	Cris Carter	30-10
25	Justin Jefferson	18-7
22	Anthony Carter	12-10
21	Adam Thielen	14-6-1
18	Jake Reed	7-11
15	Stefon Diggs	9-5-1
13	John Gilliam	12-1
	Sammy White	6-6-1
	Ahmad Rashad	8-5
9	Percy Harvin	5-4
7	Paul Flatley	3-4
	Hassan Jones	5-2
6	Gene Washington	4-2
5	Sidney Rice	4-1
4	Bernard Berrian	4-0
	Chuck Foreman	4-0
	Joe Senser	2-2
	Nate Burleson	2-2
3	Qadry Ismail	2-1

	Bill Brown	2-1
	Ted Brown	3-0
	Leo Lewis	1-2
	Mike Jones	2-1
	Kyle Rudolph	2-1
2	Jerry Reichow	2-0
	Tommy Mason	1-1
	Charley Ferguson	0-2
	Ray Poage	1-1
	John Henderson	2-0
	Bob Grim	2-0
	Jim Lash	2-0
	Rickey Young	0-2
	Terry LeCount	1-1
	Steve Jordan	1-1
	Jerome Simpson	1-1
	Jarius Wright	2-0
	K.J. Osborn	2-0
1	Gordie Smith	0-1
	Hugh McElhenny	0-1
	Tom Hall	1-0
	Jim Phillips	1-0
	Sam McCullum	1-0
	Terry Allen	1-0
	Tony Galbreath	0-1
	Darrin Nelson	0-1
	James Brim	0-1
	Adrian Cooper	0-1
	Moe Williams	0-1
	Kelly Campbell	0-1
	Marcus Robinson	1-0
	Onterio Smith	1-0
	Koren Robinson	1-0
	Troy Williamson	1-0
	Visanthe Shiancoe	0-1
	Michael Jenkins	0-1
	Greg Jennings	1-0
	Cordarrelle Patterson	0-1
	Charles Johnson	1-0
	Jerick McKinnon	1-0
	Ihmir Smith-Marsette	1-0
	T.J. Hockenson	1-0

VIKINGS 100-YARD AND 300-YARD PERFORMANCE LEADERS

RECEIVING

SEASON 100+ RECEIVING GAMES

10	Justin Jefferson, 2022
9	Adam Thielen, 2018
8	Randy Moss, 2003
	Randy Moss, 2000
7	Randy Moss, 2002
	Randy Moss, 1999
	Justin Jefferson, 2020
	Justin Jefferson, 2021

SEASON CONSECUTIVE 100+ RECEIVING GAMES

8	Adam Thielen, 2018
4	Randy Moss, 2002
	Randy Moss, 2000
	Jake Reed, 1997
	Cris Carter, 1999

SEASON 100+ RECEIVING GAMES BY ROOKIE

7	Justin Jefferson, 2020
4	Randy Moss, 1998
3	Sammy White, 1976

VIKINGS BIG DAYS

Hassan Jones, 1986

RECEIVING YARDS IN A GAME BY A TE

179 Steve Jordan at Washington, 11/2/86
 137 Ray Poage vs. San Francisco, 9/29/63
 136 Visanthe Shiancoe vs. Atlanta, 12/21/08
 123 Gordon Smith at San Francisco, 11/26/61
 122 Kyle Rudolph at Detroit, 12/23/18
 117 Kyle Rudolph vs. Chicago, 1/1/17
 115 Joe Senser vs. NY Jets, 12/26/82
 112 Steve Jordan vs. Green Bay, 9/28/86
109 T.J. Hockenson vs. NYG, 12/24/22
 106 Ray Poage vs. Green Bay, 10/13/63
 Kyle Rudolph vs. Green Bay, 11/22/15

RECEIVING YARDS IN A GAME BY A RB

140 Ted Brown vs. Detroit, 11/9/80
 137 Darrin Nelson vs. Green Bay, 11/13/83
 134 Rickey Young at New Orleans, 9/3/78
 131 Chuck Foreman at Dallas, 10/6/74
 128 Bill Brown at Chicago, 12/13/64
 126 Moe Williams at San Diego, 11/9/03
 119 Tommy Mason vs. Los Angeles, 11/25/62
 118 Hugh McElhenny vs. Green Bay, 10/14/62
 Chuck Foreman vs. NY Giants, 10/17/76
 116 Rickey Young at New England, 12/16/79

MOST PLAYERS WITH 100+ YARDS RECEIVING IN A GAME

3 Terry LeCount (120), Ted Brown (109), Joe Senser (100), at San Diego, 10/11/81
 Jake Reed (121), Adrian Cooper (101), Cris Carter (100), vs. NY Jets, 11/20/94

RUSHING

SEASON 100+ RUSHING GAMES

10 Adrian Peterson, 2010
 Adrian Peterson, 2008
 8 Dalvin Cook, 2020
 Robert Smith, 2000
 7 Adrian Peterson, 2015

SEASON CONSECUTIVE 100+ RUSHING GAMES

8 Adrian Peterson, 2012
 5 Robert Smith, 2000
 4 Adrian Peterson, 2008
 Michael Bennet, 2002

SEASON 100+ RUSHING GAMES BY ROOKIE

6 Adrian Peterson, 2007
 3 Chuck Foreman, 1973

PASSING

SEASON 300+ PASSING GAMES

6 Warren Moon, 1994
 Daunte Culpepper, 2004
Kirk Cousins, 2021
 5 Tommy Kramer, 1985
 Tommy Kramer, 1981
 Daunte Culpepper, 2000
 Brett Favre, 2009
Kirk Cousins, 2018
Kirk Cousins, 2020

SEASON CONSECUTIVE 300+ PASSING GAMES

4 Daunte Culpepper, 2004
 3 Warren Moon, 1994
 Warren Moon, 1995
 Tommy Kramer, 1985
 Randall Cunningham, 1998
Kirk Cousins, 2019
Kirk Cousins, 2020

SEASON 300+ PASSING GAMES BY ROOKIE

3 Teddy Bridgewater, 2014
 1 Christian Ponder, 2011

PASSING, RUSHING, AND RECEIVING

300+ PASSER, 100+ RUSHER, 100+ RECEIVER IN A GAME

Game	300+ Yard Passer	100+ yard Rusher	100+ Yard Receiver
vs. Tampa Bay, 11/8/81	Steve Dils, 361	Ted Brown, 129	Joe Senser, 101
at Atlanta, 11/23/81	Tommy Kramer, 330	Ted Brown, 108	Ahmad Rashad, 151
vs. Green Bay, 11/13/83	Steve Dils, 303	Darrin Nelson, 119	Darrin Nelson, 137
vs. Miami, 9/25/94	Warren Moon, 326	Terry Allen, 113	Jake Reed, 127
vs. Chicago, 10/10/99	Randall Cunningham, 309	Robert Smith, 107	Randy Moss, 122
vs. San Diego, 11/28/99	Jeff George, 363	Robert Smith, 104	Cris Carter, 136; Randy Moss, 127
vs. Arizona, 11/12/00	Daunte Culpepper, 302	Robert Smith, 117	Cris Carter, 119; Randy Moss, 104
vs. Carolina, 11/19/00	Daunte Culpepper, 357	Robert Smith, 103	Cris Carter, 138; Randy Moss, 106
vs. Tennessee, 12/9/01	Todd Bouman, 348	Michael Bennett, 113	Randy Moss, 158
at New Orleans, 10/27/04	Daunte Culpepper, 425	Mewelde Moore, 109	Nate Burleson, 134
vs. Detroit, 11/15/09	Brett Favre, 344	Adrian Peterson, 133	Sidney Rice, 201
vs. Atlanta, 9/28/14	Teddy Bridgewater, 317	Jerrick McKinnon, 135	Jarius Wright, 132
vs. New Orleans, 9/11/17	Sam Bradford, 346	Dalvin Cook, 127	Adam Thielen, 157
at NY Giants, 10/6/19	Kirk Cousins, 306	Dalvin Cook, 132	Adam Thielen, 130
at Detroit, 10/20/19	Kirk Cousins, 337	Dalvin Cook, 149	Stefon Diggs, 142
vs. Dallas, 11/22/20	Kirk Cousins, 310	Dalvin Cook, 115	Adam Thielen, 123
vs. Jacksonville, 12/6/20	Kirk Cousins, 305	Dalvin Cook, 120	Justin Jefferson, 121
vs. Seattle, 9/26/21	Kirk Cousins, 323	Alexander Mattison, 112	Justin Jefferson, 118
at Carolina, 10/17/21	Kirk Cousins, 373	Dalvin Cook, 140	Adam Thielen, 123
at Buffalo, 11/13/22	Kirk Cousins, 357	Dalvin Cook, 119	Justin Jefferson, 192

VIKINGS ALL-TIME SCORING

PLAYER	YRS	TDR	TDP	TDRt	FGM/FGA (Return Type)	1PT	2PT	SAF	POINTS
Fred Cox, K, 1963-77	15	0	0	0	282/455	519/539	0	0	1,365
Cris Carter, WR, 1990-2001	12	0	110	0	-/-	-/-	5	0	670
Ryan Longwell, K, 2006-11	6	0	0	0	135/157	228/233	0	0	633
Adrian Peterson, RB, 2007-16	10	97	5	0	-/-	-/-	1	0	614
Fuad Reveiz, K, 1990-95	6	0	0	0	133/171	199/201	0	0	598
Randy Moss, WR, 1998-2004, '10	8	0	92	1	(1 PR)	-/-	3	0	564
Blair Walsh, K, 2012-16	5	0	0	0	133/158	156/165	0	0	555
Gary Anderson, K, 1998-2002	5	0	0	0	109/129	215/217	0	0	542
Bill Brown, RB, 1962-74	13	52	23	1	(1 KO)	-/-	0	0	456
Chuck Foreman, RB, 1973-79	7	52	23	0	-/-	-/-	0	0	450
Rick Danmeier, K, 1978-83	6	0	0	0	70/106	154/167	0	0	364
Adam Thielen, WR, 2014-22	9	1	55	1	(1 BP)	-/-	3	0	348
Anthony Carter, WR, 1985-93	9	2	52	0	-/-	-/-	0	0	324
Dalvin Cook, RB, 2017-22	5	47	5	0	-/-	-/-	4	0	320
Ted Brown, RB, 1979-86	8	40	13	0	-/-	-/-	0	0	318
Sammy White, WR, 1976-86	11	0	50	0	-/-	-/-	0	0	300
Chuck Nelson, K, 1986-88	3	0	0	0	55/77	128/133	0	0	293
Kyle Rudolph, TE, 2011-20	10	0	48	0	-/-	-/-	2	0	292
Dan Bailey, K, 2018-20	3	0	0	0	61/73	98/108	0	0	284
Greg Joseph, K, 2021	3	0	0	0	60/72	82/92	0	0	262
Tommy Mason, RB, 1961-66	6	28	11	0	-/-	-/-	0	0	234
Robert Smith, RB, 1993-2000	8	32	6	0	-/-	-/-	1	0	230
Dave Osborn, RB, 1965-75	11	29	7	0	-/-	-/-	0	0	216
Ahmad Rashad, WR, 1976-82	7	0	34	0	-/-	-/-	0	0	204
Jake Reed, WR, 1991-99, 2001	10	0	33	0	-/-	-/-	1	0	200
Kai Forbath, K, 2016-17	2	0	0	0	47/53	45/53	0	0	188
Daunte Culpepper, QB, 1999-2005	7	29	0	0	-/-	-/-	4	0	182
Stefon Diggs, WR, 2015-19	5	0	30	0	-/-	-/-	1	0	180
Jan Stenerud, K, 1984-85	2	0	0	0	35/49	71/74	0	0	176
Percy Harvin, WR, 2009-12	4	4	20	5	(5 KR)	-/-	1	0	176
Steve Jordan, TE, 1982-94	13	1	28	0	-/-	-/-	0	0	174
John Gilliam, WR, 1972-75	4	1	27	0	-/-	-/-	0	0	168
Alfred Anderson, RB, 1984-91	8	22	5	0	-/-	-/-	0	0	162
Leroy Hoard, RB, 1996-99	4	26	1	0	-/-	-/-	0	0	162
Justin Jefferson, WR, 2020	3	1	25	0	-/-	-/-	2	0	160
Terry Allen, RB, 1990-94	5	23	3	0	-/-	-/-	0	0	158
Moe Williams, RB, 1996-2000, '02-05	9	21	4	1	(1 KR)	-/-	1	0	158
Herschel Walker, RB, 1989-91	3	20	5	1	(1 KR)	-/-	0	0	156
Rickey Young, RB, 1978-83	6	10	14	0	-/-	-/-	0	0	144
Hassan Jones, WR, 1986-92	7	0	24	0	-/-	-/-	0	0	144
Visanthe Shiancoe, TE, 2007-11	5	0	24	0	-/-	-/-	0	0	144
Gene Washington, WR, 1967-72	6	0	23	0	-/-	-/-	0	0	138
Darrin Nelson, RB, 1982-89, 91-92	10	18	5	0	-/-	-/-	0	0	138
Fran Tarkenton, QB, 1961-66, 72-78	13	22	0	0	-/-	-/-	0	0	132
Chester Taylor, RB, 2006-09	4	18	3	0	-/-	-/-	0	0	126
Clinton Jones, RB, 1967-72	6	19	0	1	(1 KR)	-/-	0	0	120
Rich Karlis, K, 1989	1	0	0	0	31/39	27/28	0	0	120
Matt Asiata, RB, 2012-16	5	18	1	0	-/-	-/-	2	0	118
Jerry Reichow, WR, 1961-64	4	0	19	0	-/-	-/-	0	0	114
Allen Rice, RB, 1984-90	7	13	6	0	-/-	-/-	0	0	114
Sidney Rice, WR, 2007-10	4	0	18	0	-/-	-/-	0	0	108
Stu Voigt, TE, 1970-80	11	1	17	0	-/-	-/-	0	0	108
Benny Ricardo, K, 1983-84	2	0	0	0	25/33	33/34	0	0	108
Paul Edinger, K, 2005	1	0	0	0	25/34	31/31	0	0	106
Marcus Robinson, WR, 2004-06	3	0	17	1	-/-	-/-	1	0	104
Paul Flatley, WR, 1963-67	5	0	17	0	-/-	-/-	0	0	102
Leo Lewis, WR, 1981-91	11	0	16	1	(1 PR)	-/-	0	0	102
Michael Bennett, RB, 2001-2005	5	12	5	0	-/-	-/-	0	0	102
Aaron Elling, K, 2003-04	2	0	0	0	18/25	48/48	0	0	102
Morten Andersen, K, 2004	1	0	0	0	18/22	45/45	0	0	99
Joe Senser, TE, 1979-84	6	0	16	0	-/-	-/-	0	0	96
Scott Sisson, K, 1996	1	0	0	0	22/29	30/30	0	0	96
Cordarrelle Patterson, WR, 2013-16	4	4	7	5	(5 KR)	-/-	0	0	96
Lataavius Murray, RB, 2017-18	2	14	0	0	(-/-)	-/-	1	0	86
Alexander Mattison, RB, 2019	4	10	4	0	-/-	-/-	0	0	84
Nate Burleson, WR, 2003-05	3	0	12	1	(1 PR)	-/-	1	0	80
Gordon Smith, TE, 1961-65	5	0	13	0	-/-	-/-	0	0	78
John Beasley, TE, 1967-73	7	0	12	1	(1 FR)	-/-	0	0	78
Rick Fenney, RB, 1987-91	5	11	2	0	-/-	-/-	0	0	78
K.J. Osborn, WR, 2020	3	0	13	0	-/-	-/-	0	0	78
Jerick McKinnon, 2014-17	4	7	5	0	-/-	-/-	2	0	76
Bernard Berrian, WR, 2008-11	4	0	11	1	-/-	-/-	0	0	72
Qadry Ismail, WR, 1993-96	4	0	12	0	-/-	-/-	0	0	72
Mike Mercer, K, 1961-62	2	0	0	0	9/26	39/40	0	0	66
Jim Lindsey, RB, 1966-72	7	6	4	1	(1 FR)	-/-	0	0	66
Oscar Reed, RB, 1968-74	7	8	3	0	-/-	-/-	0	0	66
Ed Marinaro, RB, 1972-75	4	4	7	0	-/-	-/-	0	0	66
Jim Christopherson, K, 1962	1	0	0	0	11/20	28/28	0	0	61
Donald Igwebuike, K, 1990	1	0	0	0	14/16	19/19	0	0	61
Brent McClanahan, RB, 1973-80	8	6	4	0	-/-	-/-	0	0	60
Greg Jennings, WR, 2013-14	2	0	10	0	-/-	-/-	0	0	60
Jarius Wright, WR, 2012-17	6	0	10	0	-/-	-/-	0	0	60
Eddie Murray, K, 1997	1	0	0	0	12/17	23/24	0	0	59
Onterio Smith, RB, 2003-04	2	7	2	0	-/-	-/-	2	0	58
Irv Smith, Jr., TE, 2019-22	3	0	9	0	-/-	-/-	1	0	56
Bob Grim, WR, 1967-71, 76-77	7	0	9	0	-/-	-/-	0	0	54
John Henderson, WR, 1968-72	5	0	9	0	-/-	-/-	0	0	54
Tommy Kramer, QB, 1977-89	13	8	1	0	-/-	-/-	0	0	54
Wade Wilson, QB, 1981-91	11	9	0	0	-/-	-/-	0	0	54
Tony Galbreath, RB, 1981-83	3	7	2	0	-/-	-/-	0	0	54
D.J. Dozier, RB, 1987-91	5	7	2	0	-/-	-/-	0	0	54
Andrew Glover, TE, 1997-99	3	0	9	0	-/-	-/-	0	0	54

VIKINGS ALL-TIME SCORING

Mai Beaslie, TE, 1964-66	3	0	8	0	-/-	-/-	0	0	48
Robert Miller, RB, 1975-80	6	7	1	0	-/-	-/-	0	0	48
Kelly Campbell, WR, 2002-04	3	0	8	0	-/-	-/-	0	0	48
Toby Gerhart, RB, 2010-13	4	5	3	0	-/-	-/-	0	0	48
Christian Ponder, QB, 2011-14	4	7	0	0	-/-	-/-	0	0	48
Hugh McElhenny, RB, 1961-62	2	3	3	1	(1 PR)	-/-	0	0	42
Tom Hall, WR, 1964-66, 68-69	5	0	7	0	-/-	-/-	0	0	42
Jim Phillips, WR, 1965-67	3	0	7	0	-/-	-/-	0	0	42
Terry LeCount, WR, 1979-83	5	0	7	0	-/-	-/-	0	0	42
Bob Bruer, TE, 1980-84	5	0	7	0	-/-	-/-	0	0	42
Scottie Graham, RB, 1993-96	4	7	0	0	-/-	-/-	0	0	42
Amp Lee, RB, 1994-96	3	2	5	0	-/-	-/-	0	0	42
Jim Kleinsasser, FB/TE, 1999-2011	13	1	6	0	-/-	-/-	0	0	42
Travis Taylor, WR, 2005-06	2	0	7	0	-/-	-/-	0	0	42
Charley Ferguson, WR, 1962	1	0	6	0	-/-	-/-	0	0	36
Ed Sharockman, S, 1962-72	11	0	0	6	(3 INT, 2 BP, 1 FR)	-/-	0	0	36
Roger Craig, RB, 1992-93	2	5	1	0	-/-	-/-	0	0	36
Mewelde Moore, RB, 2004-07	4	1	3	1	(2 PR)	-/-	0	0	36
Jermaine Wiggins, TE, 2004-06	3	0	6	0	-/-	-/-	0	0	36
Kirk Cousins, QB, 2018-	5	6	0	0	-/-	-/-	0	0	36
Charles Evans, RB, 1993-98	6	4	1	0	-/-	-/-	1	0	32
T.J. Hockenson, TE, 2022-	1	0	5	0	-/-	-/-	1	0	32
Greg Davis, K, 1997	1	0	0	0	7/10	10/10	0	0	31
Antoine Winfield, CB, 2004-12	9	0	0	5	(2 INT, 2 FR, 1 BLK)	-/-	0	0	30
Joe Kapp, QB, 1967-69	3	5	0	0	-/-	-/-	0	0	30
Sam McCullum, WR, 1974-75, 82-83	4	0	5	0	-/-	-/-	0	0	30
Bob Tucker, TE, 1977-80	4	0	5	0	-/-	-/-	0	0	30
Mike Mularkey, TE, 1983-88	6	0	5	0	-/-	-/-	0	0	30
Mike A. Jones, WR, 1983-85	3	0	5	0	-/-	-/-	0	0	30
Jim Gustafson, WR, 1985-90	6	0	5	0	-/-	-/-	0	0	30
David Palmer, RB, 1994-2000	7	1	3	0	(2 PR, 1 KR)	-/-	0	0	30
D'Wayne Bates, WR, 2002-2003	2	0	5	0	-/-	-/-	0	0	30
Ciatrick Fason, RB, 2005-06	2	5	0	0	-/-	-/-	0	0	30
Bobby Wade, WR, 2007-08	2	0	5	0	-/-	-/-	0	0	30
Michael Jenkins, WR, 2011-12	2	0	5	0	-/-	-/-	0	0	30
Marcus Sherels, CB, 2010-19	10	0	0	5	(5 PR)	-/-	0	0	30
Aldrick Robinson, WR, 2018	1	0	5	0	-/-	-/-	0	0	30
C.J. Ham, RB, 2016-	8	3	2	0	-/-	-/-	0	0	30
Andrew Jordan, TE, 1994-97, 99-01	7	0	4	0	-/-	-/-	2	0	28
Tarvaris Jackson, QB, 2006-10	5	4	0	0	-/-	-/-	2	0	28
Chris Walsh, WR, 1994-2002	9	0	4	0	-/-	-/-	1	0	26
Teddy Bridgewater, QB, 2014-17	3	4	0	0	-/-	-/-	2	0	26
TEAM, 1961-2022	62	0	0	0	-/-	-/-	0	13	26
Mel Triplett, RB, 1961-62	2	3	1	0	-/-	-/-	0	0	24
Tom Wilson, RB, 1963	1	4	0	0	-/-	-/-	0	0	24
Preston Carpenter, WR, 1966	1	0	4	0	-/-	-/-	0	0	24
Bobby Bryant, CB, 1968-80	13	0	0	4	(3 INT, 1 FR)	-/-	0	0	24
Paul Krause, S, 1968-79	12	0	0	4	(2 INT, 2 FR)	-/-	0	0	24
Jim Lash, WR, 1973-76	4	0	3	1	(1 FR)	-/-	0	0	24
Joey Browner, S, 1983-91	9	0	0	4	(3 INT, 1 FR)	-/-	0	0	24
Anthony Parker, CB, 1992-94	3	0	0	4	(2 FR, 2 INT)	-/-	0	0	24
Dewayne Washington, CB, 1994-97	4	0	0	4	(3 INT, 1 FR)	-/-	0	0	24
Orlando Thomas, S, 1995-2001	7	0	0	4	(2 FR, 2 INT)	-/-	0	0	24
Matthew Hatchette, WR, 1997-2000	4	0	4	0	-/-	-/-	0	0	24
Kevin Williams, DT, 2003-13	11	0	0	4	(2 FR, 2 INT)	-/-	0	0	24
Joe Webb, QB/WR, 2010-13	4	4	0	0	-/-	-/-	0	0	24
Harrison Smith, S, 2012-	11	0	0	4	(4 INT)	-/-	0	0	24
Rhett Ellison, TE, 2012-16	5	1	3	0	-/-	-/-	0	0	24
Mike Boone, RB, 2018-20	3	4	0	0	-/-	-/-	0	0	24
Tyler Conklin, TE, 2018-21	4	0	4	0	-/-	-/-	0	0	24
Brad Johnson, QB, 1992-98, 2005-06	9	2	1	0	-/-	-/-	2	0	22
Roy Winston, LB, 1962-76	15	0	0	3	(2 FR, 1 INT)	-/-	0	1	20
Mike Merriweather, LB, 1989-92	4	0	0	3	(2 INT, 1 FR)	-/-	0	1	20
Doug Brien, K, 2002	1	0	0	0	5/6	5/7	0	0	20
Jared Allen, DE, 2008-13	6	0	0	2	(1 FR, 1 INT)	-/-	0	4	20
Olabisi Johnson, WR, 2019-21	2	0	3	0	-/-	-/-	1	0	20
Rip Hawkins, LB, 1961-65	5	0	0	3	(3 INT)	-/-	0	0	18
Carl Hilton, TE, 1986-89	4	0	3	0	-/-	-/-	0	0	18
Rich Gannon, QB, 1987-92	6	3	0	0	-/-	-/-	0	0	18
James Brim, WR, 1987	1	1	2	0	-/-	-/-	0	0	18
Audray McMillian, CB, 1989-93	5	0	0	3	(3 INT)	-/-	0	0	18
Jimmy Hitchcock, CB, 1998-99	2	0	0	3	(3 INT)	-/-	0	0	18
Johnny McWilliams, TE, 2000	1	0	3	0	-/-	-/-	0	0	18
Byron Chamberlain, TE, 2001-02	2	0	3	0	-/-	-/-	0	0	18
Koren Robinson, WR, 2005	1	1	1	1	(1 KR)	-/-	0	0	18
Darren Sharper, S, 2005-08	4	0	0	3	(3 INT)	-/-	0	0	18
Troy Williamson, WR, 2005-07	3	0	3	0	-/-	-/-	0	0	18
Billy McMullen, WR, 2006	1	0	2	1	(1 FR)	-/-	0	0	18
Artose Pinner, RB, 2006	1	3	0	0	-/-	-/-	0	0	18
Jeff Dugan, TE/FB, 2004-10	7	0	3	0	-/-	-/-	0	0	18
Zach Line, FB, 2013-16	4	2	1	0	-/-	-/-	0	0	18
Everson Griffen, DE, 2010-19	10	0	0	3	(1 INT, 1 BP, 1 FR)	-/-	0	0	18
Ameer Abdullah, RB, 2018-21	4	0	3	0	-/-	-/-	0	0	18
Eric Kendricks, LB, 2015-22	7	0	0	2	(2 INT, 1 FR)	-/-	0	0	18
Alan Page, DT, 1967-78	12	0	0	2	(1 FR, 1 INT)	-/-	0	2	16
Chris Doleman, DE, 1985-93, '99	10	0	0	2	(2 INT)	-/-	0	2	16
Wally Hilgenberg, LB, 1968-79	12	0	0	2	(1 INT, 1 BP)	-/-	0	1	14
Issiac Holt, CB, 1985-89	5	0	0	2	(1 INT, 1 BP)	-/-	0	1	14
Henry Thomas, DT, 1987-94	8	0	0	2	(2 FR)	-/-	0	1	14
Charles Johnson, WR, 2014-16	3	0	2	0	-/-	-/-	1	0	14
Danielle Hunter, DE, 2015-	8	0	0	1	(2 FR)	-/-	0	1	14
Raymond Hayes, RB, 1961	1	2	0	0	-/-	-/-	0	0	12
Dave Middleton, WR, 1961	1	0	2	0	-/-	-/-	0	0	12
Doug Mayberry, RB, 1961-62	2	1	1	0	-/-	-/-	0	0	12

VIKINGS ALL-TIME SCORING

Billy Butler, RB/S, 1962-64	3	0	0	0	(1 INT, 1 PR)	-/-	0	0	12
Ray Poage, WR, 1963	1	0	2	0	-/-	-/-	0	0	12
Earsell Mackbee, CB, 1965-69	5	0	0	2	(1 INT, 1 FR)	-/-	0	0	12
Phil King, RB, 1965-66	2	0	2	0	-/-	-/-	0	0	12
Dale Hackbart, CB, 1966-70	5	0	0	2	(2 INT)	-/-	0	0	12
Bob Lee, QB, 1969-72, '75-78	8	2	0	0	-/-	-/-	0	0	12
Terry Brown, S, 1972-75	4	0	0	2	(1 INT, 1 FR)	-/-	0	0	12
Matt Blair, LB, 1974-85	12	0	0	2	(1 BP, 1 FR)	-/-	0	0	12
Sammy Johnson, RB, 1976-78	3	2	0	0	-/-	-/-	0	0	12
Willie Teal, CB, 1980-86	7	0	0	2	(1 INT, 1 FR)	-/-	0	0	12
Charlie Johnson, NT, 1982-84	3	0	0	2	(2 FR)	-/-	0	0	12
Carl Lee, CB, 1983-93	11	0	0	2	(2 INT)	-/-	0	0	12
Chris Martin, LB, 1983-88	6	0	0	2	(2 FR)	-/-	0	0	12
Najee Mustafaq, CB, 1987-92	6	0	0	2	(1 INT, 1 FR)	-/-	0	0	12
Al Noga, DE, 1988-92	5	0	0	2	(1 INT, 1 FR)	-/-	0	0	12
Brent Novoselsky, TE, 1989-94	6	0	2	0	-/-	-/-	0	0	12
Mike L. Jones, TE, 1990-91	2	0	2	0	-/-	-/-	0	0	12
Carlos Jenkins, LB, 1991-94	4	0	0	2	(1 INT, 1 FR)	-/-	0	0	12
Mike Tice, TE, 1992-93, '95	3	0	2	0	-/-	-/-	0	0	12
Barry Word, RB, 1993	1	2	0	0	-/-	-/-	0	0	12
Dwayne Rudd, LB, 1997-00	4	0	0	2	(2 FR)	-/-	0	0	12
Travis Prentice, RB, 2001	1	2	0	0	-/-	-/-	0	0	12
Corey Chavous, S, 2002-05	3	0	0	2	(2 INT)	-/-	0	0	12
Naufahu Tahf, FB, 2006-10	5	0	1	0	-/-	-/-	0	0	12
Chad Greenway, LB, 2006-16	11	0	0	2	(2 INT)	-/-	0	0	12
Mike Wallace, WR, 2015	1	0	2	0	-/-	-/-	0	0	12
Laquon Treadwell, WR, 2016-19	3	0	2	0	-/-	-/-	0	0	12
Mike Boone, RB, 2018	3	2	0	0	-/-	-/-	0	0	12
Chad Beebe, WR, 2018-20	3	0	2	0	-/-	-/-	0	0	12
Kene Nwangwu, RB, 2021	2	0	0	2	-/-	-/-	0	0	12
Ihmir Smith-Marsette, WR, 2021	1	0	2	0	-/-	-/-	0	0	12
Jordan Addison, WR, 2023	1	0	2	0	-/-	-/-	0	0	12
Teddy Garcia, K, 1989	1	0	0	0	1/5	8/8	0	0	11
Carl Eller, DE, 1964-78	15	0	0	1	(1 FR)	-/-	0	2	10
Randy Holloway, DE, 1978-84	7	0	0	1	(1 FR)	-/-	0	2	10
Daniel Carlson, K, 2018	1	0	0	0	1/4	6/6	0	0	9
Jim Marshall, DE, 1961-79	19	0	0	1	(1 FR)	-/-	0	1	8
Jim Prestel, DE, 1961-65	5	0	0	1	(1 INT)	-/-	0	1	8
Tommy Hannon, S, 1977-84	8	0	1	0	(1 INT)	-/-	0	1	8
Hunter Goodwin, TE, 1996-98, '02-03	5	0	1	0	-/-	-/-	1	0	8
Randall Cunningham, QB, 1997-99	3	1	0	0	-/-	-/-	1	0	8
Anthony Barr, LB, 2014-21	8	0	0	1	(1 FR)	-/-	1	0	8
Ifeadi Odenigbo, DE, 2018	3	0	0	1	(1 FR)	-/-	0	1	8
Dale Dawson, K, 1987	1	0	0	0	1/5	4/4	0	0	7
Bob Schnelker, WR, 1961	1	0	1	0	-/-	-/-	0	0	6
A.D. Williams, WR, 1961	1	0	1	0	-/-	-/-	0	0	6
Oscar Donahue, TE, 1962	1	0	0	0	-/-	-/-	0	0	6
Bob Reed, RB, 1962-63	2	0	1	0	-/-	-/-	0	0	6
Steve Stonebreaker, TE, 1962-63	2	0	1	0	-/-	-/-	0	0	6
Don Hultz, DE, 1963	1	0	0	1	(1 INT)	-/-	0	0	6
Mike Reilly, LB, 1963	1	0	0	1	(1 BP)	-/-	0	0	6
Jim Boylan, WR, 1963-64	2	0	1	0	-/-	-/-	0	0	6
Ron VanderKelen, QB, 1963-67	5	1	0	0	-/-	-/-	0	0	6
Bill McWatters, RB, 1964	1	1	0	0	-/-	-/-	0	0	6
George Rose, CB, 1964-66	3	0	0	1	(1 INT)	-/-	0	0	6
Bill Barnes, RB, 1965-66	2	1	0	0	-/-	-/-	0	0	6
Lance Rentzel, WR, 1965-66	2	0	0	1	(1 KO)	-/-	0	0	6
Lonnie Warwick, LB, 1965-72	8	0	0	1	(1 BP)	-/-	0	0	6
Jim Hargrove, LB, 1967-70	4	0	0	1	(1 BP)	-/-	0	0	6
Billy Martin, TE, 1968	1	0	1	0	-/-	-/-	0	0	6
Mike McGill, LB, 1968-70	3	0	0	1	(1 FR)	-/-	0	0	6
Charlie West, S, 1968-73	6	0	0	1	(1 PR)	-/-	0	0	6
Kent Kramer, TE, 1969-70	2	0	1	0	-/-	-/-	0	0	6
Norm Snead, QB, 1971	1	1	0	0	-/-	-/-	0	0	6
Nate Wright, CB, 1971-80	10	0	0	1	(1 FR)	-/-	0	0	6
Amos Martin, LB, 1972-76	5	0	0	1	(1 FR)	-/-	0	0	6
Steve Craig, TE, 1974-78	5	0	1	0	-/-	-/-	0	0	6
Fred McNeill, LB, 1974-85	12	0	0	1	(1 BP)	-/-	0	0	6
Nate Allen, CB, 1976-78	3	0	0	1	(1 BP)	-/-	0	0	6
Kevin Miller, WR, 1978-80	3	0	1	0	-/-	-/-	0	0	6
John Turner, S, 1978-83, '85, '87	8	0	0	1	(1 INT)	-/-	0	0	6
Kurt Knoff, S, 1979-82	4	0	0	1	(1 INT)	-/-	0	0	6
Keith Nord, S, 1979-85	7	0	0	1	(1 KO)	-/-	0	0	6
David Huffman, G/T, 1979-83, 85-90	11	0	0	1	(1 BP)	-/-	0	0	6
Doug Paschal, RB, 1980-81	2	1	0	0	-/-	-/-	0	0	6
Eddie Payton, RB, 1980-82	3	0	0	1	(1 KO)	-/-	0	0	6
Walker Lee Ashley, LB, 1983-88, '90	7	0	0	1	(1 INT)	-/-	0	0	6
Dwight Collins, WR, 1984	1	0	1	0	-/-	-/-	0	0	6
Darryl Ingram, TE, 1989	1	0	1	0	-/-	-/-	0	0	6
Todd Scott, S, 1991-94	4	0	1	0	-/-	-/-	0	0	6
Keith Henderson, RB, 1992	1	1	0	0	-/-	-/-	0	0	6
Joe Johnson, WR, 1992	1	0	1	0	-/-	-/-	0	0	6
Jack Del Rio, LB, 1992-95	4	0	0	1	(1 INT)	-/-	0	0	6
Lamar McGriggs, S, 1993-94	2	0	0	1	(1 INT)	-/-	0	0	6
James Harris, DE, 1993-95	3	0	0	1	(1 FR)	-/-	0	0	6
Alfred Jackson, CB, 1995-96	2	0	0	1	(1 INT)	-/-	0	0	6
Jeff Brady, LB, 1995-97	3	0	0	1	(1 FR)	-/-	0	0	6
Corey Fuller, CB, 1995-98	4	0	0	1	(1 FR)	-/-	0	0	6
David Frisch, TE, 1996	1	0	1	0	-/-	-/-	0	0	6
Robert Tate, WR/CB, 1997-2001	5	0	0	1	(1 KO)	-/-	0	0	6
Kailee Wong, LB, 1998-01	4	0	0	1	(1 INT)	-/-	0	0	6
Carlester Crumpler, TE, 1999	1	0	1	0	-/-	-/-	0	0	6
John Davis, TE, 2000	1	0	1	0	-/-	-/-	0	0	6
Tyrone Carter, S, 2000-02	3	0	0	1	(1 FR)	-/-	0	0	6

VIKINGS ALL-TIME SCORING

Doug Chapman, RB, 2000-03	4	0	1	0	-/-	0	0	0	0
Lance Johnstone, DE, 2001-05	5	0	0	1	(1 INT)	-/-	0	0	6
Derrick Alexander, WR, 2002	1	0	1	0	-/-	-/-	0	0	6
Brian Williams, CB, 2002-05	4	0	0	1	(1 INT)	-/-	0	0	6
John Avery, RB, 2003	1	0	1	0	-/-	-/-	0	0	6
Chris Claiborne, LB, 2003-04	2	0	0	1	(1 INT)	-/-	0	0	6
Mike Nattiel, LB, 2003-04	2	0	0	1	(1 INT)	-/-	0	0	6
Cus Frerotte, QB, 2003-04, 2008	3	1	0	0	-/-	-/-	0	0	6
E.J. Henderson, LB, 2003-11	9	0	0	1	(1 INT)	-/-	0	0	6
Richard Owens, FB/TE, 2004-06	3	0	1	0	-/-	-/-	0	0	6
Dovonte Edwards, CB, 2005-06	2	0	0	1	(1 INT)	-/-	0	0	6
Napoleon Harris, LB, 2005-06, 2008	3	0	0	1	(1 FR)	-/-	0	0	6
Fred Smoot, CB, 2005-06	2	0	0	1	(1 INT)	-/-	0	0	6
Ray Edwards DE, 2006-10	5	0	0	1	(1 FR)	-/-	0	0	6
Ben Leber, LB, 2006-10	5	0	0	1	(1 FR)	-/-	0	0	6
Cedric Griffin, CB, 2006-11	6	0	0	1	(1 FR)	-/-	0	0	6
Dwight Smith, S, 2006-07	2	0	0	1	(1 INT)	-/-	0	0	6
Aundrae Allison, WR, 2007-08	2	0	0	1	(1 KO)	-/-	0	0	6
Robert Ferguson, WR, 2007-08	1	0	1	0	-/-	-/-	0	0	6
Greg Lewis, WR, 2009-10	2	0	1	0	-/-	-/-	0	0	6
Greg Camarillo, WR, 2010-11	2	0	1	0	-/-	-/-	0	0	6
Donovan McNabb, QB, 2011	1	1	0	0	-/-	-/-	0	0	6
Devin Aromashodu, WR, 2011-12	2	0	1	0	-/-	-/-	0	0	6
Stephen Burton, WR, 2011-12	2	0	1	0	-/-	-/-	0	0	6
Brian Robison, DE, 2007-17	11	0	0	1	(1 FR)	-/-	0	0	6
John Carlson, TE, 2012-13	2	0	1	0	-/-	-/-	0	0	6
Jerome Simpson, WR, 2012-13	2	0	1	0	-/-	-/-	0	0	6
Matt Cassel, QB, 2013-14	2	1	0	0	-/-	-/-	0	0	6
Gerald Hodges, LB, 2013-15	3	0	0	1	(1 INT)	-/-	0	0	6
Chase Ford, TE, 2013-15	3	0	1	0	-/-	-/-	0	0	6
Jerome Felton, FB, 2012-14	3	0	0	1	(1 FR)	-/-	0	0	6
Captain Munnerlyn, CB, 2014-16	3	0	0	1	(1 FR)	-/-	0	0	6
Xavier Rhodes, CB, 2013	7	0	0	1	(1 INT)	-/-	0	0	6
Case Keenum, QB, 2017	1	1	0	0	-/-	-/-	0	0	6
David Morgan, TE, 2016-18	3	0	1	0	-/-	-/-	0	0	6
Mike Hughes, CB, 2018	3	0	0	1	(1 INT)	-/-	0	0	6
Linval Joseph, DT, 2014-19	6	0	0	1	(1 FR)	-/-	0	0	6
Anthony Harris, S, 2015	6	0	0	0	(1 INT)	-/-	0	0	6
Mike Boone, RB, 2018-20	3	1	0	0	-/-	-/-	0	0	6
Chris Herndon, TE, 2021	1	0	1	0	-/-	-/-	0	0	6
Patrick Peterson, CB, 2021-22	2	0	0	0	(1 INT)	-/-	0	0	6
Jalen Reagor, WR, 2022	1	0	1	0	-/-	-/-	0	0	6
Johnny Mundt, TE, 2022	1	0	1	0	-/-	-/-	0	0	6
Jalen Nailor, WR, 2022	1	0	1	0	-/-	-/-	0	0	6
Jim Leo, DE, 1961-62	2	0	0	0	-/-	-/-	0	1	2
Joe Blahak, CB, 1974-75, '77	3	0	0	0	-/-	-/-	0	1	2
Autry Beamon, S, 1975-76	2	0	0	0	-/-	-/-	0	1	2
Mark Mullaney, DE, 1975-87	13	0	0	0	-/-	-/-	0	1	2
Neil Elshire, DE, 1981-86	6	0	0	0	-/-	-/-	0	1	2
Joe Stepanek, DT, 1987	1	0	0	0	-/-	-/-	0	1	2
Ray Berry, LB, 1987-92	6	0	0	0	-/-	-/-	0	1	2
Mark Dusbabek, LB, 1989-92	4	0	0	0	-/-	-/-	0	1	2
Walt Williams, CB, 1981	1	0	0	0	-/-	-/-	0	1	2
Robin Sendlein, LB, 1981-84	4	0	0	0	-/-	-/-	0	1	2
Brooks Bollinger, QB, 2006-07	2	0	0	0	-/-	-/-	1	0	2
Blake Bell, TE, 2017	1	0	0	0	-/-	-/-	1	0	2

VIKINGS ALL-TIME PASSING

QUALIFIERS - 500+ ATTEMPTS

PLAYER	ATT	COMP	PCT	YARDS	TD	INT	LG	SK/YDS	RATING
Sam Bradford (2016-17)	595	427	71.8	4,259	23	5	71t	42/276	101.1
Kirk Cousins (2018-)	2,858	1,941	67.9	21,642	159	51	75t	185/1,284	101.3
Randall Cunningham (1997-99)	713	427	59.9	5,680	48	23	67t	42/293	94.2
Brett Favre (2009-10)	889	580	65.2	6,711	44	26	63	56/386	92.2
Daunte Culpepper (1999-05)	2,607	1,678	64.4	20,162	135	86	82t	228/1,214	91.5
Teddy Bridgewater (2014-17)	851	551	64.7	6,150	28	22	87t	83/556	86.3
Warren Moon (1994-96)	1,454	882	60.7	10,102	58	42	85t	86/634	82.9
Brad Johnson (1992-98, 2005-06)	1,670	1,036	62.0	11,098	65	48	82t	100/673	82.5
Fran Tarkenton (1961-66, '72-78)	4,569	2,635	57.7	33,098	239	194	89t	417/3,880	80.2
Tarvaris Jackson (2006-10)	603	354	58.7	3,984	24	22	71	47/247	76.6
Christian Ponder (2011-14)	1,057	632	59.8	6,658	38	36	72	95/901	75.9
Rich Gannon (1987-92)	1,003	561	55.9	6,457	40	36	78t	81/478	73.9
Wade Wilson (1981-91)	1,665	929	55.8	12,135	66	75	75t	151/1,069	73.4
Tommy Kramer (1977-89)	3,648	2,011	55.1	24,775	159	157	76t	248/1,596	73.3
Steve Dils (1979-84)	623	336	53.9	3,867	15	18	68	49/349	68.8
Gary Cuozzo (1968-71)	556	276	49.6	3,552	18	23	52t	46/334	63.7
Joe Kapp (1967-69)	669	351	50.2	4,807	37	47	85t	82/676	62.3

NON-QUALIFIERS - FEWER THAN 500 ATTEMPTS

PLAYER	ATT	COMP	PCT	YARDS	TD	INT	LG	SK/YDS	RATING
Nick Mullens (2022-)	25	21	84.0	224	1	1	37	0/0	100.7
Todd Bouman (1997-02)	95	54	56.8	880	8	4	280t	6/49	98.6
Case Keenum (2017)	481	325	67.6	3,547	22	7	65t	22/136	98.3
Jeff George (1999)	329	191	58.1	2,816	23	12	80t	28/228	94.2
Brooks Bollinger (2006-07)	68	46	67.6	537	1	2	50	13/78	84.0
Donovan McNabb (2011)	156	94	60.3	1,026	4	2	60	16/113	82.9
Gus Frerotte (2003-04, 08)	367	216	58.9	2,847	19	17	99t	34/186	81.4
Sean Salisbury (1990-94)	404	228	56.4	2,772	14	9	55	28/199	80.2
Matt Cassel (2013-14)	325	194	59.7	2,232	14	13	79t	22/124	78.1
Jim McMahon (1993)	331	200	60.4	1,968	9	8	58	23/104	76.2
Kelly Holcomb (2007)	83	42	50.6	515	1	1	40	12/87	73.1
Shaun Hill (2002-05, 2015-16)	42	21	50.0	257	0	0	33	2/18	69.2
Bob Lee (1969-72, '75-78)	306	159	52.0	2,153	15	17	63	30/221	67.8
Joe Webb (2010-13)	152	88	57.9	853	3	5	46	11/69	66.6
Archie Manning (1983-84)	94	52	55.3	545	2	3	56	18/153	66.4
Sean Mannion (2019-21)	57	34	59.6	315	1	1	35	2/15	66.0
George Shaw (1961)	91	46	50.5	530	4	4	42t	14/122	64.8
Tony Adams (1987)	87	49	55.0	607	3	5	63t	19/130	64.3
Bob Berry (1965-67, '73-76)	124	63	50.8	708	7	8	52t	17/131	59.4
Ron VanderKelen (1963-67)	252	107	42.2	1,375	6	11	53	25/224	49.7
Josh Freeman (2013)	53	20	37.7	190	0	1	22	1/14	40.6
Norm Snead (1971)	75	37	49.3	470	1	6	55t	7/67	40.3
Bubby Brister (2000)	20	10	50.0	82	0	1	20	1/6	40.0
Sperguson Wynn (2001)	98	48	49.0	418	6	6	47t	10/65	38.6
Steve Bono (1985-86)	11	2	18.2	8	0	5	5	2/13	29.6
John McCormick (1962)	18	7	39.0	104	0	5	53	3/33	19.1

FEWER THAN 10 ATTEMPTS

PLAYER	ATT	COMP	PCT	YARDS	TD	INT	LG	SK/YDS	RATING
Keith Henderson (1992)	1	1	100.0	36	1	0	36t	0/0	158.3
Darrin Nelson (1982-89, '91-92)	1	1	100.0	25	1	0	25t	0/0	158.3
Ryan Longwell (2006-11)	1	1	100.0	16	1	0	16t	0/0	158.3
Mewelde Moore (2004-07)	2	1	50.0	15	1	0	15t	0/0	158.3
D.J. Dozier (1987-91)	1	1	100.0	19	1	0	19t	0/0	145.9
Jay Walker (1996-97)	2	2	100.0	31	0	0	19	0/0	118.8
Hassan Jones (1986-92)	1	1	100.0	18	0	0	18	0/0	118.8
Chris Kluwe (2005-12)	1	1	100.0	27	0	0	27	0/0	118.8
Paul Krause (1968-79)	2	1	50.0	11	1	0	11t	0/0	106.3
Justin Jefferson (2020-)	6	4	66.6	69	0	0	24	0/0	105.6
Phil King (1965-66)	1	1	100.0	9	0	0	9	0/0	104.2
Randy Moss (1998-04, '10)	8	4	50.0	106	2	1	37	0/0	95.8
Sidney Rice (2007-10)	4	2	50.0	94	0	0	79	0/0	95.8
Chester Taylor (2006-09)	2	1	50.0	4	1	0	4t	0/0	95.8
Mike Eischeid (1972-74)	1	1	100.0	6	0	0	6	0/0	91.7
Bill Cappleman (1970)	7	4	57.1	49	0	0	26	0/0	78.8
Ryan Wright (2022-)	2	1	50.0	13	0	0	13	0/0	70.8
Herschel Walker (1989-91)	2	1	50.0	12	0	0	12	0/0	68.5
Fred Cox (1963-77)	1	1	100.0	-1	0	0	-1	0/0	62.5
Alfred Anderson (1984-90)	9	4	44.4	112	2	1	43t	2/8	59.3
Tommy Mason (1961-66)	4	1	25.0	30	1	0	30t	0/0	58.4
Bill Brown (1962-74)	2	1	50.0	3	0	0	3	0/0	50.0
Stefon Diggs (2015-19)	1	0	0.0	0	0	0	0	0/0	39.6
Jamie Caleb (1961)	1	0	0.0	0	0	0	0	0/0	39.6
Anthony Carter (1985-93)	1	0	0.0	0	0	0	0	0/0	39.6
Greg Coleman (1978-87)	1	0	0.0	0	0	0	0	0/0	39.6
Bob Grim (1967-71, '76-77)	1	0	0.0	0	0	0	0	0/0	39.6
Jim Lash (1973-76)	1	0	0.0	0	0	0	0	0/0	39.6
Terry LeCount (1979-83)	1	0	0.0	0	0	0	0	0/0	39.6
Hugh McElhenny (1961-62)	1	0	0.0	0	0	0	0	0/0	39.6
Harry Newsome (1990-93)	1	0	0.0	0	0	0	0	0/0	39.6
Allen Rice (1984-90)	1	0	0.0	0	0	0	0	0/0	39.6
Mike Saxon (1994-95)	1	0	0.0	0	0	0	0	0/0	39.6
Joe Senser (1979-84)	1	0	0.0	0	0	0	0	0/0	39.6
Chris Walsh (1994-02)	1	0	0.0	0	0	0	0	0/0	39.6
Jerick McKinnon (2014-17)	1	0	0.0	0	0	0	0	0/0	39.6
Ryan Quigley (2017)	1	0	0.0	0	0	0	0	0/0	39.6
Jay Fiedler (1998)	7	3	42.9	41	0	1	19	0/0	22.6
Larry Miller (1987)	6	1	16.7	2	0	1	2	0/0	0.0
Jerry Reichow (1961-64)	3	0	0.0	0	0	1	0	0/0	0.0
Mitch Berger (1996-01)	2	0	0.0	0	0	1	0	0/0	0.0
Ted Brown (1979-85)	1	0	0.0	0	0	1	0	0/0	0.0
David Palmer (1994-00)	0	0	0.0	0	0	0	0	1/2	0.0
Dalvin Cook (2017-22)	0	0	0.0	0	0	0	0	1/5	0.0

VIKINGS ALL-TIME STARTING QB RECORDS

Player	Yrs	Starts	Won	Lost	Tied	%
Fran Tarkenton, 1961-66, 72-78	13	170	91	73	6	.553
Tommy Kramer, 1977-89	13	110	54	56	0	.491
Kirk Cousins, 2018	6	82	46	35	1	.567
Daunte Culpepper, 1999-05	7	80	38	42	0	.475
Brad Johnson, 1992-98, 2005-06	9	46	28	18	0	.609
Wade Wilson, 1981-91	11	48	27	21	0	.563
Joe Kapp, 1967-69	3	38	23	12	3	.645
Warren Moon, 1994-96	3	39	21	18	0	.538
Rich Gannon, 1987-92	6	35	19	16	0	.543
Brett Favre, 2009-10	2	29	17	12	0	.586
Teddy Bridgewater, 2014-17	4	28	17	11	0	.607
Randall Cunningham, 1997-99	3	23	16	7	0	.696
Gary Cuozzo, 1968-71	4	21	16	5	0	.762
Christian Ponder, 2011-14	4	36	14	21	1	.403
Case Keenum, 2017	1	14	11	3	0	.786
Tarvaris Jackson, 2006-10	5	20	10	10	0	.500
Gus Frerotte, 2003-04, 2008	3	13	10	3	0	.769
Bob Lee, 1969-72, 75-78	8	11	9	2	0	.818
Sam Bradford, 2016-17	2	17	9	8	0	.529
Jim McMahon, 1993	1	12	8	4	0	.667

Player	Yrs	Starts	Won	Lost	Tied	%
George, 1999	1	10	8	2	0	.800
Steve Dils, 1979-84	6	15	6	9	0	.400
Sean Salisbury, 1990-94	5	9	5	4	0	.556
Matt Cassel, 2013-14	2	9	4	5	0	.444
Norm Snead, 1971	1	2	2	0	0	1.000
Donovan McNabb, 2011	1	6	1	5	0	.167
George Shaw, 1961	1	4	1	3	0	.250
Todd Bouman, 1997-02	6	3	1	2	0	.333
Ron VanderKelen, 1963-67	5	5	1	4	0	.200
Bob Berry, 1965-67, 73-76	7	2	1	1	0	.500
Joe Webb, 2010-13	2	2	1	1	0	.500
Shaun Hill, 2002-05, 15-16	6	1	1	0	0	1.000
Tony Adams, 1987	1	3	0	3	0	.000
Kelly Holcomb, 2007	1	3	0	3	0	.000
Archie Manning, 1983-84	2	2	0	2	0	.000
Sperguson Wynn, 2001	1	2	0	2	0	.000
Sean Mannion, 2019-21	3	2	0	2	0	.000
Brooks Bollinger, 2006-07	2	1	0	1	0	.000
Josh Freeman, 2013	1	1	0	1	0	.000

PASSING FANCY

CAREER TD PASSES BY A QB/RECEIVER DUO

TOUCHDOWNS	PLAYERS
53	Daunte Culpepper/Randy Moss
44	Kirk Cousins/Adam Thielen
26	Warren Moon/Cris Carter
25	Kirk Cousins/Justin Jefferson

SEASON TD PASSES BY A QB/RECEIVER DUO

TOUCHDOWNS	PLAYERS
17	Warren Moon/Cris Carter, 1995
15	Randall Cunningham/Randy Moss, 1998
15	Daunte Culpepper/Randy Moss, 2000
14	Kirk Cousins/Adam Thielen, 2020

SEASON COMBINED TDs BY A QB (PASSING/RUSHING)

TOUCHDOWNS	PLAYER
41	Daunte Culpepper, 2004 (39/2)
40	Daunte Culpepper, 2000 (33/7)
35	Randall Cunningham, 1998 (34/1)

100+ PASSER RATING GAMES IN A SEASON (MIN. 20 ATTEMPTS)

GAMES	PLAYER
10	Brett Favre, 2009
9	Kirk Cousins, 2021
8	Kirk Cousins, 2019
8	Kirk Cousins, 2020
8	Randall Cunningham, 1998
8	Daunte Culpepper, 2000
8	Daunte Culpepper, 2004
8	Sam Bradford, 2016
8	Case Keenum, 2017

CONSECUTIVE 100+ PASSER RATING GAMES (MIN. 20 ATTEMPTS)

GAMES	PLAYER
5	Kirk Cousins, 2020-21
4	Kirk Cousins, 2019
4	Kirk Cousins, 2020
4	Brett Favre, 2009
4	Daunte Culpepper, 2004

100+ PASSER RATING GAMES IN A CAREER

GAMES	PLAYER
41	Kirk Cousins
40	Fran Tarkenton
30	Daunte Culpepper

50+ YARD PASSES IN A GAME

50+ PASSES	PLAYER, GAME
4 (56t, 56t, 54t, 51t)	Randall Cunningham, at Dallas 11/26/98
3 (76t, 70t, 66t)	Fran Tarkenton, at LA Rams 11/19/72
3 (67t, 68t, 76t)	Tommy Kramer, at Washington 11/2/86

FEWEST INTERCEPTIONS THROWN IN A GAME

INT	PLAYER (ATTEMPTS)
0	Rich Gannon at New England, 10/20/91 (63 att.)
0	Daunte Culpepper at Houston, 10/10/04 (50 att.)
0	Kirk Cousins, at LA Rams, 9/27/18 (50 att.)

FEWEST INTERCEPTIONS THROWN IN A SEASON

INTs	PLAYER (attempts)
4	Brad Johnson, 2005 (254 att.)
5	Sam Bradford, 2016 (552 att.)

CONSECUTIVE PASS ATTEMPTS WITHOUT AN INTERCEPTION

ATTEMPTS	PLAYER
224	Kirk Cousins, 12/25/20-10/3/21
210	Kirk Cousins, 10/10/21-11/28/21
201	Kirk Cousins, 10/13/19-12/2/19
193	Warren Moon, 10/22/95-11/23/95

GAMES WITHOUT AN INTERCEPTION IN A SEASON

GAMES	PLAYER
10	Brett Favre, 2009
10	Sam Bradford, 2016
10	Case Keenum, 2017
10	Kirk Cousins, 2019
10	Kirk Cousins, 2021

GAMES WITHOUT BEING SACKED IN A SEASON

GAMES	PLAYER
6	Case Keenum, 2017
4	Kirk Cousins, 2019
4	Fran Tarkenton, 1972
4	Rich Gannon, 1991
4	Randall Cunningham, 1998
4	Sam Bradford, 2016

GAMES WITHOUT AN INTERCEPTION/SACKED IN A SEASON

GAMES	PLAYER
3	Brett Favre, 2009
3	Sam Bradford, 2016
3	Case Keenum, 2017

FEWEST TIMES SACKED IN A SEASON

SACKS	PLAYER
11	Tommy Kramer, 1988
12	Sean Salisbury, 1993

FEWEST TIMES SACKED IN A GAME (MOST ATTEMPTS)

GAMES	PLAYER
0	Tommy Kramer, at New England, 10/16/79 (61 att.)
0	Fran Tarkenton, vs. Philadelphia (56 att.)

WINS IN GAMES STARTED BY QBs

WINS	PLAYER
13	Randall Cunningham, 1998 (13-1)
13	Kirk Cousins, 2022 (13-4)
12	Joe Kapp, 1969 (12-1)
12	Fran Tarkenton, 1975 (12-2)
12	Fran Tarkenton, 1973 (12-2)
12	Brett Favre, 2009 (12-4)

CONSECUTIVE WINS AFTER FIRST START

GAMES	PLAYER
7	Daunte Culpepper, 9/3/00-10/22/00
6	Brett Favre, 9/13/09-10/18/09

VIKINGS ALL-TIME RECEIVING

PLAYER	REC.	YARDS	AVG.	TD
Cris Carter (1990-01)	1,004	12,383	12.3	110
Randy Moss (1998-04, 2010)	587	9,316	15.9	92
Adam Thielen (2014-22)	534	6,682	12.5	55
Steve Jordan (1982-94)	498	6,307	12.7	28
Anthony Carter (1985-93)	478	7,635	16.0	52
Kyle Rudolph (2011-20)	454	4,488	9.9	48
Jake Reed (1991-99, 2001)	413	6,433	15.6	33
Ahmad Rashad (1976-82)	400	5,489	13.7	34
Sammy White (1976-86)	393	6,400	16.3	50
Stefon Diggs (2015-19)	365	4,622	12.6	30
Ted Brown (1979-86)	339	2,850	8.4	13
Chuck Foreman (1973-79)	336	3,057	9.1	23
Justin Jefferson (2020-)	344	5,134	14.9	25
Rickey Young (1978-83)	292	2,255	7.6	14
Bill Brown (1962-74)	284	3,177	11.2	23
Percy Harvin (2009-12)	280	3,302	11.8	20
Darrin Nelson (1982-89, 1991-92)	251	2,202	8.8	5
Adrian Peterson (2007-16)	241	1,945	8.1	5
Dalvin Cook (2017-22)	221	1,794	8.1	5
Hassan Jones (1986-92)	222	3,733	16.8	24
Visanthe Shiancoe (2007-11)	208	2,424	11.7	24
Paul Flatley (1963-67)	202	3,222	16.0	17
Jim Kleinsasser (1999-2011)	192	1,688	8.8	6
Jermaine Wiggins (2005-06)	186	1,659	8.9	6
Leo Lewis (1981-91)	181	2,924	16.1	16
Robert Smith (1993-00)	178	1,292	7.3	6
Stu Voigt (1970-80)	177	1,919	10.8	17
Dave Osborn (1965-75)	173	1,412	8.2	7
Gene Washington (1967-72)	172	3,087	18.0	23
Amp Lee (1994-96)	170	1,348	7.9	5
John Gilliam (1972-75)	165	3,297	20.0	27
Joe Senser (1979-84)	165	1,822	11.0	16
Chester Taylor (2006-09)	160	1,357	8.5	3
Jarius Wright (2012-17)	153	2,039	13.3	10
Tommy Mason (1961-66)	151	1,689	11.2	11
Sidney Rice (2007-10)	146	2,129	14.6	18
Jerry Reichow (1961-64)	144	2,183	15.2	19
Jerick McKinnon (2014-17)	142	984	6.9	5
Bernard Berrian (2008-11)	138	1,925	14.0	11
Cordarrelle Patterson (2013-16)	132	1,316	10.0	7
Moe Williams (1996-00, 2002-05)	131	1,301	9.9	4
Nate Burleson (2003-05)	127	1,789	14.1	12
Greg Jennings (2013-14)	127	1,546	12.2	10
Michael Bennett (2001-05)	126	1,040	8.3	5
Ed Marinaro (1972-75)	125	1,088	8.1	7
Qadry Ismail (1993-96)	118	1,856	15.7	12
K.J. Osborn (2020-)	116	1,370	11.8	13
Mewelde Moore (2004-07)	116	1,093	9.4	3
John Beasley (1967-73)	115	1,242	10.8	12
Alfred Anderson (1984-91)	114	1,042	9.1	5
Marcus Robinson (2004-06)	107	1,553	14.5	17
Travis Taylor (2005-06)	107	1,255	11.7	7
Brent McClanahan (1973-80)	107	772	7.2	4
Bobby Wade (2007-08)	107	1,292	12.1	5
Matt Asiata (2012-16)	101	722	7.1	1
Allen Rice (1984-90)	100	1,066	10.6	6
Andrew Jordan (1994-97, 1999-01)	97	763	7.9	4
Bob Grim (1967-71, 1976-77)	96	1,414	14.8	9
Andrew Glover (1997-99)	95	1,227	12.9	9
Bob Tucker (1977-80)	95	1,045	11.0	5
Robert Miller (1975-80)	95	771	8.1	1
Tyler Conklin (2018-21)	93	922	9.9	4
Oscar Reed (1968-74)	92	676	7.4	3
Byron Chamberlain (2001-02)	91	1,055	11.6	3
Irv Smith, Jr. (2019-22)	91	858	9.4	9
Mike Anthony Jones (1983-85)	90	1,327	14.7	5
Herschel Walker (1989-91)	86	681	7.9	5
John Henderson (1968-72)	81	1,330	16.2	9
Tom Hall (1964-66, 1968-69)	81	1,163	14.4	7
Tony Galbreath (1981-83)	80	645	8.0	2
Terry LeCount (1979-83, 1987)	79	1,225	15.5	7
Troy Williamson (2005-07)	79	1,067	13.5	3
Charles Evans (1993-98)	78	531	6.8	1
Michael Jenkins (2011-12)	78	915	11.7	5
Toby Gerhart (2010-13)	77	600	7.8	3
Alexander Mattison (2019-)	76	547	7.2	4
Jim Lash (1973-76)	75	1,252	16.7	3
T.J. Hockenson (2022-)	75	620	8.3	5
Jerome Simpson (2012-13)	74	1,000	13.5	1
David Palmer (1994-00)	73	631	8.6	1
Terry Allen (1990-94)	72	675	9.4	3
C.J. Ham (2017-)	72	617	8.6	2
Rick Fenney (1987-91)	71	628	8.8	2
Jim Phillips (1965-67)	68	1,091	16.0	7
Chris Walsh (1994-02)	67	719	10.7	4
D'Wayne Bates (2002-03)	65	840	12.9	5
Laquan Treadwell (2016-19)	65	701	10.8	2
Leroy Hoard (1996-99)	60	577	9.6	1
Charles Johnson (2014-16)	60	834	13.9	2
Gordon Smith (1961-65)	57	1,277	22.4	13
Kelly Campbell (2002-04)	57	1,062	18.6	8
Jim Lindsey (1966-72)	56	632	11.3	4

Hugh McElhenny (1961-62)	53	474	8.9	3
Onterio Smith (2003-04)	51	523	10.3	2
Rhett Ellison (2012-16)	51	515	10.1	3
Adrian Cooper (1994-95)	50	570	11.4	0
Bob Bruer (1980-84)	46	455	9.8	7
Olabisi Johnson (2019-21)	45	483	10.7	3
Matthew Hatchette (1997-00)	43	640	14.9	4
Sam McCullum (1974-75, 1982-83)	42	608	14.4	5
Mike Mularkey (1983-88)	42	464	11.0	5
Roger Craig (1992-93)	41	333	8.1	1
John Carlson (2012-13)	40	387	9.7	1
Mike Wallace (2015)	39	473	12.1	2
Jim Gustafson (1985-90)	38	491	12.9	5
Latavius Murray (2017-18)	37	244	6.6	0
Devin Aromashodu (2011-12)	37	650	17.6	1
Robert Ferguson (2007-08)	35	416	11.9	1
Chase Ford (2013-15)	34	391	11.5	1
Naufahu Tahu (2006-10)	33	150	4.6	2
D.J. Dozier (1987-91)	32	298	9.3	2
Clinton Jones (1967-72)	31	306	9.9	0
Dave Middleton (1961)	30	444	14.8	2
Greg DeLong (1995-98)	30	205	6.8	0
Greg Camarillo (2010-11)	29	361	12.4	1
Preston Carpenter (1966)	27	487	17.3	4
Jeff Dugan (2004-10)	27	191	7.1	3
Ameer Abdullah (2018-21)	27	173	6.4	3
Hal Bedsole (1964-66)	26	418	16.1	8
Chad Beebe (2018-20)	26	310	11.9	2
Greg Lewis (2009-10)	25	293	11.7	1
Tony Richardson (2006-07)	24	200	8.3	0
Billy McMullen (2006)	23	307	13.3	2
Johnny McWilliams (2000)	22	180	8.2	3
Koren Robinson (2005)	22	347	15.8	1
Joe Johnson (1992)	21	211	10.0	1
Hunter Goodwin (1996-98, 2002-03)	19	147	7.7	1
Scottie Graham (1993-96)	19	125	6.6	0
Johnny Mundt (2022-)	19	140	7.4	1
James Brim (1987)	18	282	15.7	2
Steve Craig (1974-78)	18	172	9.6	1
Aundrea Allison (2007-08)	18	231	12.8	0
Aldrick Robinson (2018)	17	231	13.6	5
John Davis (2000)	17	202	11.9	1
Bob Reed (1962-63)	17	174	10.2	1
Doug Chapman (2000-03)	17	143	8.4	1
Derek Tennell (1992-93)	17	134	7.9	0
David Morgan (2016-18)	16	135	8.4	1
Oscar Donahue (1962)	16	285	17.8	1
Richard Owens (2004-06)	16	132	8.3	1
Raymond Hayes (1961)	16	121	7.6	0
Ray Poage (1963)	15	354	23.6	2
Charley Ferguson (1962)	14	364	26.0	6
Carroll Dale (1973)	14	192	13.7	0
Marlin McKeever (1967)	14	184	13.1	0
Harold Morrow (1996-02)	14	144	10.3	0
Derrick Alexander (2002)	14	134	9.6	1
Mike Tice (1992-93, 1995)	14	126	9.0	2
Phil King (1965-66)	14	120	8.6	2
Brent Novoselsky (1989-94)	14	108	7.7	2
A.D. Williams (1961)	13	174	13.4	1
Dave Casper (1983-84)	13	172	13.2	0
Doug Mayberry (1961-62)	13	118	9.1	1
Lorenzo Booker (2010-11)	13	114	8.8	0
Steve Stonebreaker (1962-63)	12	227	18.9	1
Mel Triplett (1961-62)	12	71	5.9	1
Dwight Collins (1984)	11	143	13.0	1
MyCole Pruitt (2015-16)	11	96	8.7	0
Al Denson (1971)	10	125	12.5	0
Billy Martin (1968)	10	101	10.1	1
Joe Banyard (2013-14)	10	73	7.3	0
Michael Floyd (2017)	10	78	7.8	0
Dede Westbrook (2021)	10	68	6.8	0
Bethel Johnson (2006)	9	156	17.3	0
Barry Word (1993)	9	105	11.7	0
Sean Berton (2003-04)	9	78	8.7	0
Jerome Felton (2012-14)	9	72	8.0	0
Jalen Nailor (2022-)	9	179	19.8	1
Jalen Reagor (2022)	8	104	13.0	1
Buster Rhymes (1985-87)	8	149	18.6	0
Doug Kingsriter (1973-75)	7	116	16.6	0
Tom Wilson (1963)	7	48	6.9	0
Garrett Mills (2007-09)	7	91	13.0	0
Stephen Burton (2011-12)	7	73	10.4	1
Zach Line (2013-16)	7	103	14.7	1
Mike Boone (2018-20)	7	28	4.0	0
Jordan Addison (2023-)	7	133	19.0	2
Bob Brown (1971)	6	141	20.8	0
Jim Boylan (1963-64)	6	78	13.0	1
Bob Schnelker (1961)	6	70	11.7	1
Sam Harrell (1980-82, 1987)	6	43	7.2	0
Sammy Johnson (1976-78)	6	43	7.2	0
Darryl Harris (1988)	6	30	5.0	0
Charles Stackhouse (2003)	6	30	5.0	0
Joe Webb (2010-13)	6	42	7.0	0

Billy Butler (1962-64)	5	97	19.4	0
John Holland (1974)	5	84	16.8	0
Doug Cunningham (1979)	5	50	10.0	0
Darryl Ingram (1989)	5	47	9.4	1
Jeff Womack (1987)	5	46	8.1	1
Mark Kellar (1976-78)	5	17	3.4	0
Ihmir Smith-Marsette (2021)	5	116	23.2	2
Josh Oliver (2023)	5	45	9.0	0
Keith Henderson (1992)	4	60	15.0	0
Olanda Truitt (1993)	4	40	10.0	0
Bill Barnes (1965-66)	4	35	8.8	0
Martin Nance (2006)	4	33	8.3	0
Ronnie Hillman (2016)	4	43	10.8	0
Chris Herndon (2021)	4	40	10.0	1
Steve Finch (1987)	3	54	18.0	0
Tom Adams (1962)	3	51	17.0	0
Kent Kramer (1969-70)	3	47	15.7	1
Ricky Parks (1987)	3	46	15.3	0
Dick Haley (1961)	3	43	14.3	0
Leon Clarke (1963)	3	34	11.3	0
John Henry Mills (1999)	3	30	10.0	0
Mardye McDole (1981-83)	3	29	9.7	0
David Frisch (1996)	3	27	9.0	1
Phil Frye (1987)	3	25	7.2	0
Ciatrick Fason (2005-06)	3	19	6.3	0
Jesse Clarke (1989-90)	3	18	6.0	0
Carl Hilton (1986-89)	3	17	5.6	3
Keenan Howry (2003-05)	3	18	6.0	0
Blake Bell (2017)	3	19	6.3	0
Ben Ellefson (2021-22)	3	26	8.6	0
Ty Chandler (2023)	3	27	9.0	0
Alexander Hollins (2019)	2	46	23.0	0
Roc Thomas (2018)	2	21	10.5	0
Will Sherman (1961)	2	40	20.0	0
Carlester Crumpler (1999)	2	35	17.5	1
Willie Gillespie (1987)	2	28	14.0	0
Clint Haslerig (1975)	2	28	14.0	0
Rhett Dawson (1973)	2	24	12.0	0
John Avery (2003)	2	24	12.0	1
Gary Ballman (1973)	2	22	11.0	0
Ron Daugherty (1987)	2	21	10.5	0
Robert Tate (1997-01)	2	20	10.0	0
Doug Paschel (1980-81)	2	18	9.0	0
Allen Reisner (2011-12)	2	18	9.0	0
Garrett Bradbury (2019)	2	17	8.5	0
Steve Harris (1987)	2	17	8.5	0
Artose Pinner (2006)	2	15	7.5	0
Brett Wilson (1987)	2	14	7.0	0
Andre Thomas (1987)	2	13	6.5	0
Luke Stocker (2021)	2	12	6.0	0
Albert Young (2009-10)	2	11	5.5	0
Lance Rentzel (1965-66)	2	10	5.0	0
Mike L. Jones (1990-91)	2	8	4.0	2
Ryan D'Imperio (2011)	2	7	3.5	0
Adam Walker (1987)	2	3	1.5	0
Bill McWatters (1964)	2	-1	-0.5	0
Jamie Caleb (1961)	2	-8	-4.0	0
Eric Culiford (1993-94)	1	45	45.0	2
Kevin Miller (1978-80)	1	35	35.0	1
Art Powell (1968)	1	31	31.0	0
Cedric James (2002)	1	29	29.0	0
Harry Washington (1978)	1	24	24.0	0
Brandon Zylstra (2018)	1	23	23.0	0
Ted Dean (1964)	1	23	23.0	0
Tommy Kramer (1977-89)	1	23	20.0	1
Marc May (1987)	1	22	22.0	0
Hank Baskett (2010)	1	18	18.0	0
MarQueis Gray (2014)	1	16	16.0	0
Tom Michel (1964)	1	14	14.0	0
Larry Vargo (1964-65)	1	13	13.0	0
Bill Harris (1969-70)	1	12	12.0	0
Richard Angulo (2005)	1	11	11.0	0
Don Hasselbeck (1984)	1	10	10.0	0
Travis Prentice (2001)	1	10	10.0	0
Ed Shenk (1987)	1	10	10.0	0
Robert Steele (1979)	1	10	10.0	0
Emmanuel Arceneaux (2011)	1	10	10.0	0
Larry Ned (2003-04)	1	9	9.0	0
Jaymar Johnson (2009-10)	1	9	9.0	0
Jay Carroll (1985)	1	8	8.0	0
Leonard Moore (1987)	1	8	8.0	0
Thomas Tapeh (2008)	1	7	7.0	0
Nate Wright (1971-80)	1	6	6.0	0
Brandon Dillon (2019-21)	1	6	6.0	0
Bob Goodridge (1968)	1	5	5.0	0
Robert Green (1997)	1	5	5.0	0
Troy Walters (2000-01)	1	5	5.0	0
Ron Yary (1968-81)	1	5	5.0	0
Sam Bradford (2016-17)	1	5	5.0	0
Jarvis Redwine (1981-83)	1	4	4.0	0
Danta Whitaker (1992)	1	4	4.0	0
John Gerak (1993-96)	1	3	3.0	0
Brad Johnson (1992-98)	1	3	3.0	1
James Stewart (1995)	1	3	3.0	0
Jimmy Edwards (1979)	1	2	2.0	0
John Ward (1970-74)	1	1	1.0	0

Daunte Culpepper (1999-05)	1	0	0.0	0
Rich Gannon (1987-92)	1	0	0.0	0
Korey Stringer (1995-00)	1	-1	-1.0	0
Kirk Cousins (2018)	1	-1	-1.0	0
Brett Favre (2009-10)	1	-2	-2.0	0
Randall Cunningham (1997-99)	1	-3	-3.0	0
Christian Ponder (2011-14)	1	-15	-15.0	0
Ed White (1969-77)	0	3	3.0	0
Fran Tarkenton (1961-66, 1972-78)	0	-12	-12.0	0

VIKINGS ALL-TIME RUSHING

PLAYER	ATT.	YARDS	AVG.	TD
Adrian Peterson (2007-16)	2,418	11,747	4.9	97
Robert Smith (1993-00)	1,411	6,818	4.8	32
Dalvin Cook (2017-22)	1,282	5,993	4.7	47
Chuck Foreman (1973-79)	1,529	5,879	3.8	52
Bill Brown (1962-74)	1,627	5,757	3.5	52
Ted Brown (1979-86)	1,117	4,546	4.1	40
Dave Osborn (1965-75)	1,172	4,320	3.7	29
Darrin Nelson (1982-89, '91-92)	981	4,231	4.3	18
Tommy Mason (1961-66)	761	3,252	4.3	28
Michael Bennett (2001-05)	713	3,174	4.5	12
Chester Taylor (2006-09)	655	2,797	4.3	18
Terry Allen (1990-94)	641	2,795	4.4	23
Fran Tarkenton (1961-66, '72-78)	464	2,548	5.5	22
Daunte Culpepper (1999-05)	454	2,476	5.5	29
Alfred Anderson (1984-91)	626	2,374	3.8	22
Herschel Walker (1989-91)	551	2,264	4.1	20
Clinton Jones (1967-72)	546	2,008	3.7	19
Oscar Reed (1968-74)	490	1,968	4.0	8
Jerick McKinnon (2014-17)	474	1,918	4.0	7
Rickey Young (1978-83)	554	1,744	2.9	10
Leroy Hoard (1996-99)	438	1,689	3.9	26
Alexander Mattison (2019)	423	1,732	4.1	11
Moe Williams (1996-00, '02-05)	370	1,535	4.1	21
Rick Fenney (1987-91)	358	1,508	4.2	11
Lataavius Murray (2017-18)	356	1,420	4.0	14
Toby Gerhart (2010-13)	276	1,305	4.7	5
Mewelde Moore (2004-07)	264	1,285	4.9	1
Matt Asiata (2012-16)	361	1,259	3.5	18
Scottie Graham (1993-96)	349	1,239	3.6	7
Brent McClanahan (1973-80)	367	1,207	3.3	6
Onterio Smith (2003-04)	231	1,123	4.9	7
Ed Marinaro (1972-75)	306	1,007	3.3	4
Robert Miller (1975-80)	275	951	3.5	7
Allen Rice (1984-90)	307	934	3.0	13
Tony Galbreath (1981-83)	194	788	4.1	7
Hugh McElhenny (1961-62)	170	770	4.5	3
Rich Gannon (1987-92)	144	720	5.0	3
Percy Harvin (2009-12)	107	683	6.4	4
Wade Wilson (1981-91)	159	679	4.3	9
D.J. Dozier (1987-91)	163	643	3.9	7
Christian Ponder (2011-14)	126	639	5.1	7
Amp Lee (1994-96)	149	636	4.3	2
Mel Triplett (1961-62)	132	567	4.3	3
Jim Lindsey (1966-72)	177	558	3.2	6
Kirk Cousins (2018)	170	561	3.3	6
Joe Kapp (1967-69)	99	540	5.5	5
Tarvaris Jackson (2006-10)	119	535	4.5	4
Roger Craig (1992-93)	143	535	3.7	5
Tommy Kramer (1977-89)	213	524	2.5	8
Barry Word (1993)	142	458	3.2	2
Phil King (1965-66)	89	405	4.6	0
Teddy Bridgewater (2014-17)	94	398	4.2	4
Mike Boone (2018-20)	62	379	6.1	4
Charles Evans (1993-98)	118	364	3.1	4
Sammy Johnson (1976-78)	83	356	4.3	2
Cordarrelle Patterson (2013-16)	31	333	10.7	4
Raymond Hayes (1961)	73	319	4.4	2
Randall Cunningham (1997-99)	61	317	5.2	1
Doug Chapman (2000-03)	90	317	3.5	0
Brad Johnson (1992-98, 2005-06)	121	315	2.6	2
Doug Mayberry (1961-62)	87	314	3.6	1
Anthony Carter (1985-93)	47	290	6.2	2
Tom Wilson (1963)	73	282	3.8	4
Joe Webb (2010-13)	41	273	6.7	4
Artose Pinner (2006)	43	190	4.4	3
Ameer Abdullah (2018-21)	38	187	4.9	0
Adam Thielen (2014-22)	21	172	8.2	1
Bill Barnes (1965-66)	53	164	3.1	1
Ciatrick Fason (2005-06)	50	161	3.2	5
Case Keenum (2017)	40	160	4.0	1
Randy Moss (1998-04)	23	159	6.9	0
Stefon Diggs (2015-19)	29	159	5.5	0
Darryl Harris (1988)	34	151	4.4	1
Bob Grim (1967-71, '76-77)	7	147	21.0	0
Jim Kleinsasser (1999-11)	43	147	3.4	1
James Stewart (1995)	31	144	4.6	0
Warren Moon (1994-96)	69	143	2.1	0
John Cilliam (1972-75)	18	136	7.6	1
Tom Michel (1964)	39	129	3.3	0
David Palmer (1994-00)	35	123	3.5	1
Ron VanderKelen (1963-67)	26	116	4.5	1
Keith Henderson (1992)	34	113	3.3	1

Jesse Clark (1989-90)	26	106	4.1	0	Andre Thomas (1987)	6	4	0.7	0
Bobby Walden (1964-67)	9	100	11.1	0	Aundrae Allison (2007-08)	3	4	1.3	0
C.J. Ham (2017-)	36	97	2.7	3	Dave Nelson (1984)	1	3	3.0	0
Sammy White (1976-86)	18	97	5.3	0	Troy Walters (2000-01)	1	3	3.0	0
Jim McMahon (1993)	33	96	2.9	0	Stu Voigt (1970-80)	2	3	1.5	1
Terry LeCount (1979-83, '87)	6	90	15.0	0	Steve Harris (1987)	4	3	0.8	0
Joe Banyard (2013-14)	21	88	4.2	0	Gordon Smith (1961-65)	1	2	2.0	0
Kelly Campbell (2002-04)	14	86	6.1	0	Jeff Williams (1966)	1	2	2.0	0
Gary Cuzzo (1968-71)	36	86	2.4	0	Willie Spencer (1976)	4	2	0.5	0
Greg Coleman (1978-87)	10	85	8.5	0	Larry Miller (1987)	1	1	1.0	0
Albert Young (2009-10)	25	82	3.3	0	2Joe Senser (1979-84)	2	1	0.5	0
Harold Morrow (1996-02)	17	75	4.4	0	Randall McDaniel (1988-99)	2	1	0.5	0
Matt Cassel (2013-14)	27	75	2.7	1	Bob Ferguson (1963)	3	1	0.3	0
Kene Nwangwu (2021-)	22	75	3.4	0	Sean Salisbury (1990-94)	15	1	0.1	0
Mark Kellar (1976-78)	25	74	3.0	0	Paul Krause (1968-79)	1	0	0.0	0
Steve Dilts (1979-84)	24	73	3.0	0	Al Denson (1971)	1	0	0.0	0
Todd Bouman (1997-02)	10	70	7.0	0	Jeff Siemon (1972-82)	1	0	0.0	0
Jarvis Redwine (1981-83)	17	70	4.1	0	Mike Saxon (1994-95)	1	0	0.0	0
Spergon Wynn (2001)	8	61	7.6	0	Mitch Berger (1996-01)	1	0	0.0	0
Mike Anthony Jones (1983-85)	7	60	8.6	0	Kyle Richardson (2002)	1	0	0.0	0
Bill McWatters (1964)	14	60	4.3	1	John Avery (2003)	1	0	0.0	0
Billy Butler (1962-64)	22	59	2.7	0	Charles Stackhouse (2003)	1	0	0.0	0
Donovan McNabb (2011)	14	59	4.2	1	Lance Rentzel (1965-66)	1	-1	-1.0	0
Troy Williamson (2005-07)	5	57	11.4	0	Jim Gustafson (1985-89)	1	-2	-2.0	0
Doug Paschal (1980-81)	15	53	3.5	1	Harry Newsome (1990-93)	2	-2	-1.0	0
Hassan Jones (1986-92)	5	52	10.4	0	Shaun Hill (2002-05, 2015-16)	11	-2	-0.4	0
Lorenzo Booker (2010-11)	13	52	4.0	0	Tom Hall (1964-66, '68-69)	4	-4	-1.0	0
Ronnie Hillman (2016)	18	50	2.8	0	Jay Fiedler (1998)	4	-6	-1.5	0
Sam Bradford (2016-17)	22	50	2.3	0	Mike Mularkey (1983-88)	1	-6	-6.0	0
Andrew Sendejo (2011-18)	1	48	48.0	0	Jeff Locke (2013-16)	1	-6	-6.0	0
Nate Burleson (2003-05)	8	43	5.4	0	Bucky Scribner (1987-89)	2	-7	-3.5	0
Archie Manning (1983-84)	11	42	3.8	0	Bobby Wade (2007-08)	1	-9	-9.0	0
Jeff George (1999)	16	41	2.6	0	Preston Carpenter (1966)	1	-10	-10.0	0
Justin Jefferson (2020-)	11	40	3.6	1	Jerry Reichow (1961-64)	1	-12	-12.0	0
George Shaw (1961)	10	39	3.9	0	Mike Eischeid (1972-74)	1	-13	-13.0	0
Ben Tate (2014)	13	38	2.9	0	Dwight Collins (1984)	3	-14	-4.7	0
Bob Lee (1969-72, '75-78)	39	37	0.9	2	Chris Kluwe (2005-12)	3	-19	-6.3	0
James Brim (1987)	2	36	18.0	1	Mike Mercer (1961)	1	-32	-32.0	0
Tony Adams (1987)	11	31	2.8	0					
Roc Thomas (2018)	8	30	3.8	0					
Ted Dean (1964)	5	30	6.0	0					
Koren Robinson (2005)	4	27	6.8	1					
Jerome Felton (2012-14)	4	27	6.8	0					
Joe Johnson (1992)	4	26	6.5	0					
Bobby Phillips (1995)	14	26	1.9	0					
Tony Richardson (2006-07)	12	25	2.1	0					
Zach Line (2013-16)	13	25	1.9	2					
Jalen Reagor (2022)	4	25	6.3	0					
Billy Waddy (1984)	3	24	8.0	0					
Adam Walker (1987)	5	24	4.8	0					
Cris Carter (1990-01)	10	24	2.4	0					
Jeff Dugan (2004-10)	11	23	2.1	0					
Grady Alderman (1961-74)	0	22	22.0	0					
Robert Green (1997)	6	22	3.7	0					
Qadry Ismail (1993-96)	4	21	5.3	0					
Naufahu Tahii (2006-10)	10	21	2.1	0					
Bubby Brister (2000)	5	20	4.0	0					
Jeff Womack (1987)	9	20	2.2	0					
Ty Chandler (2022-)	10	20	2.0	0					
Cedric Smith (1990)	9	19	2.1	0					
Leo Lewis (1981-91)	16	19	1.2	0					
Bernard Berrian (2008-11)	5	18	3.6	0					
Ron Groce (1976)	3	18	6.0	0					
Darrell Lester (1964)	4	18	4.5	0					
Brooks Bollinger (2006-07)	5	18	3.6	0					
Brett Wilson (1987)	5	16	3.2	0					
K.J. Osborn (2020-)	4	16	4.0	0					
Eddie Payton (1980-82)	2	15	7.5	0					
Eddie Johnson (2003)	2	15	7.5	0					
Sam Harrell (1980-82, '87)	6	15	2.5	0					
Brett Favre (2009-10)	26	15	0.6	0					
Wayne Wilson (1986)	8	14	1.8	0					
Bob Berry (1965-67, '73-76)	5	13	2.6	0					
Bill Harris (1969-70)	6	13	2.2	0					
Jimmy Smith (1987)	7	13	1.9	0					
Travis Prentice (2001)	14	13	0.9	2					
Nick Davis (2002-03)	1	11	11.0	0					
Jamie Caleb (1961)	3	11	3.7	0					
Leonard Moore (1987)	4	11	2.8	0					
Charles Johnson (2014-16)	1	11	11.0	0					
Earl Denny (1967-68)	2	9	4.5	0					
Sean Mannion (2019-21)	8	9	1.1	0					
Ahmad Rashad (1976-81)	1	8	8.0	0					
Travis Taylor (2005-06)	3	8	2.7	0					
Bethel Johnson (2006)	4	8	2.0	0					
Nick Mullens (2022-)	4	8	2.0	0					
Norm Snead (1971)	6	6	1.0	1					
Mike Wallace (2015)	1	6	6.0	0					
Bisi Johnson (2019-21)	1	6	6.0	0					
Cus Frerotte (2003-04, 08)	31	5	0.2	1					
Steve Jordan (1982-94)	1	4	4.0	1					
Robert Tate (1997-01)	1	4	4.0	0					
Brian Russell (2002-04)	1	4	4.0	0					
John McCormick (1962)	2	4	2.0	0					
Jim Young (1965-66)	3	4	1.3	0					
Phil Frye (1987)	4	4	1.0	0					

VIKINGS TEAM RECORDS

GAMES WON

MOST CONSECUTIVE GAMES WON (INCLUDING POSTSEASON)

12	1969
10	1975
9	1973
	1998
	2002-03

MOST CONSECUTIVE GAMES WON (REGULAR SEASON)

13	1974-75
12	1969
10	1975
	1999-00
9	1973
	1998-99
	2002-03

MOST GAMES WON, SEASON (INCLUDING POSTSEASON)

16	1998
14	1969, 1973, 2017
13	1976, 2009, 2022

MOST GAMES WON, SEASON (REGULAR SEASON)

15	1998
13	2017
12	1969, 1970, 1973, 1975, 2009
11	1976, 1992, 2000, 2015, 2022

MOST CONSECUTIVE GAMES WON, START OF SEASON

10	1975
9	1973
7	1998, 2000

MOST CONSECUTIVE GAMES WON, END OF SEASON

8	1998
4	2012
3	1964, 1970, 1974, 1993, 1999, 2002, 2015

MOST CONSECUTIVE HOME GAMES WON

15	1974-76
14	1969-70
13	1988-90
	1999-00

MOST CONSECUTIVE ROAD GAMES WON

7	1970-71
	1973-74

GAMES LOST

MOST CONSECUTIVE GAMES LOST

8	2001-02
7	1961
	1961-62

MOST CONSECUTIVE GAMES WITHOUT VICTORY

8	2001-02
7	1961
	1961-62
	1962

MOST GAMES LOST, SEASON

13	1984, 2011
11	1961, 1962, 2001

MOST CONSECUTIVE HOME GAMES LOST

5	1966-67
	2011

MOST CONSECUTIVE HOME GAMES WITHOUT VICTORY

7	1966-67
---	---------

MOST CONSECUTIVE AWAY GAMES LOST

16	2000-02
----	---------

MOST CONSECUTIVE AWAY GAMES WITHOUT VICTORY

16	2000-02
----	---------

SCORING

MOST POINTS, SEASON

556	1998
470	2009
416	2003

MOST POINTS, OPPONENT, SEASON

484	1984
-----	------

FEWEST POINTS, SEASON

187	1982 [†]
259	1979*

[†]= 9 games

*= 16-game record where applicable

FEWEST POINTS, OPPONENT, SEASON

133	1969
139	1979*

*= 16-game record where applicable

MOST POINTS, GAME

54	vs. Dal., 10/18/70
52	vs. Pit., 11/23/69
	vs. Bal., 9/28/69

MOST POINTS, OPPONENT, GAME

56	vs. Stl., 10/6/63
----	-------------------

MOST POINTS, BOTH TEAMS, GAME

89	@ Chi., 10/19/08 (Minn. 41, Chi. 48)
87	@ Chi., 12/17/61 (Minn. 35, Chi. 52)
86	@ LA Rams, 11/19/72 (Minn. 45, LA 41)

FEWEST POINTS, BOTH TEAMS, GAME

3	vs. G.B., 11/14/71 (Minn. 3, G.B. 0)
---	--------------------------------------

MOST POINTS OVERCOME TO WIN GAME

33	vs. Ind., 12/17/22
24	vs. S.F., 12/4/77
23	@ Phi., 12/1/85
21	@ S.F., 10/24/65
20	vs. Den., 11/17/19
	vs. Chi., 10/4/92

MOST POINTS, OPPONENT, OVERCOME TO WIN GAME

21	@ Cin., 12/24/95
20	@ N.E., 11/13/94
	vs. Det., 9/25/11

MOST POINTS, FIRST HALF

35	vs. G.B., 9/28/86
----	-------------------

	vs. Det., 12/2/07
34	vs. Dal., 10/18/70
	vs. Chi., 11/25/90

MOST POINTS, OPPONENT, FIRST HALF

45	@ Sea., 9/29/02
----	-----------------

MOST POINTS, BOTH TEAMS, FIRST HALF

55	@ Sea., 9/29/02
----	-----------------

MOST POINTS, SECOND HALF

38	vs. Jax., 12/20/98
36	vs. Ind., 12/17/22
35	@ LA Rams, 11/19/72
	vs. Pit., 11/23/69

MOST POINTS, OPPONENT, SECOND HALF

35	vs. St.L., 10/6/63
----	--------------------

MOST POINTS, BOTH TEAMS, SECOND HALF

1	vs. Buf., 9/15/02
---	-------------------

MOST POINTS, FIRST QUARTER

28	vs. G.B., 9/28/86
	vs. Ari., 10/9/11
21	vs. Det., 11/15/92
	@ Dal., 11/26/98
	vs. T.B., 10/3/99
	@ Ari., 12/14/08
	vs. Mia., 12/16/18

MOST POINTS, OPPONENT, FIRST QUARTER

21	@ Oak., 12/11/77
	@ Oak., 12/17/78
	@ Den., 11/18/84
	@ Cin., 11/23/86
	@ S.F., 12/18/95
	@ Det., 12/11/11

MOST POINTS, BOTH TEAMS, FIRST QUARTER

31	@ Cin., 11/23/86
----	------------------

MOST POINTS, SECOND QUARTER

28	vs. S.F., 9/29/63
	vs. Atl., 9/14/68
	vs. S.D., 11/28/99
	vs. Det., 12/2/07
24	vs. Det., 10/8/89
	vs. Chi., 11/29/08
	vs. NYG., 1/3/10
	vs. Buf., 12/5/10

MOST POINTS, OPPONENT, SECOND QUARTER

31	@ Sea., 9/29/02
----	-----------------

MOST POINTS, BOTH TEAMS, SECOND QUARTER

35	vs. S.F., 9/29/63
	@ S.F., 10/24/65
	vs. Det., 12/2/07

MOST POINTS, THIRD QUARTER

24	@ Pit., 9/24/95
21	@ S.F., 10/24/65
	vs. Phi., 12/22/85
	vs. Det., 9/13/87

MOST POINTS, OPPONENT, THIRD QUARTER

24	@ Chi., 9/19/85
----	-----------------

MOST POINTS, BOTH TEAMS, THIRD QUARTER

31	@ Chi., 12/17/61
----	------------------

VIKINGS TEAM RECORDS

MOST POINTS, FOURTH QUARTER

28 @ Phi., 12/1/85
 24 @ Pit., 11/26/67
 vs. T.B., 11/30/86
 vs. Jax., 12/20/98

MOST POINTS, OPPONENT, FOURTH QUARTER

28 @ Bal., 12/16/62
 vs. St.L., 10/6/63
 vs. G.B., 11/21/65
 @ Chi., 9/17/89

MOST POINTS, BOTH TEAMS, FOURTH QUARTER

42 @ Bal., 12/8/13
 41 @ Mia., 12/21/14
 35 @ Bal., 12/16/62
 @ Chi., 12/19/65
 @ LA Rams, 11/19/72

MOST CONSECUTIVE GAMES SCORING

260 1991-2007
 183 2007-2018
 161 1962-1973

LARGEST MARGIN OF VICTORY

48 vs. Cle., 11/9/69 (51-3)
 42 vs. N.O., 12/4/88 (45-3)
 41 vs. Dal., 10/18/70 (54-13)
 vs. Hou., 10/13/74 (51-10)
 40 vs. Atl., 9/14/68 (47-7)
 @ Dal., 11/13/88 (43-3)
 vs. Jax., 12/20/98 (50-10)
 38 vs. Bal., 9/28/69 (52-14)
 vs. Pit., 11/23/69 (52-14)
 vs. Atl., 11/9/75 (38-0)

LARGEST MARGIN OF DEFEAT

44 @ S.F., 12/8/84 (7-51)
 42 vs. St. L., 10/6/63 (14-56)
 38 @ Det., 12/12/81 (7-45)
 @ G.B., 11/14/11 (7-45)
 36 @ LA Rams, 9/22/67 (3-39)
 35 vs. Phi., 9/14/80 (7-42)
 34 @ G.B., 11/11/07 (0-34)
 32 @ L.A. Rams, 10/24/77 (3-35)
 @ G.B., 10/2/14 (10-42)

TOUCHDOWNS

MOST TOUCHDOWNS, SEASON

64 1998
 56 2009
 55 2020
 51 2003
 50 2004
 2022

MOST TOUCHDOWNS, OPPONENT, SEASON

59 1984

FEWEST TOUCHDOWNS, SEASON

23 1982⁶
 25 1967, 1971
 28 1993*

⁶= 9 game

*= 16-game record where applicab

FEWEST TOUCHDOWNS, OPPONENT, SEASON

14 1970
 1971
 24 1988*

*= 16-game record where applicab

MOST TOUCHDOWNS, GAME

7 vs. Bal., 9/28/69
 vs. Pit., 11/23/69
 @ T.B., 10/23/88

MOST TOUCHDOWNS, OPPONENT, GAME

8 vs. St.L., 10/6/63
 7 @ Chi., 12/17/61

MOST TOUCHDOWNS, BOTH TEAMS, GAME

12 @ Chi., 12/17/61

MOST CONSECUTIVE GAMES SCORING TOUCHDOWN

97 1995-2001
 55 1962-66
 53 2010-14

POINTS AFTER TOUCHDOWNS

MOST POINT AFTER TOUCHDOWNS, SEASON

59 1998
 54 2009
 58 1988
 2003

MOST POINT AFTER TOUCHDOWNS, OPPONENT, SEASON

58 1984

MOST POINT AFTER TOUCHDOWNS, GAME

7 vs. Bal., 9/28/69
 vs. Pit., 11/23/69
 @ T.B., 10/23/88

MOST POINT AFTER TOUCHDOWNS, OPPONENT, GAME

8 @ Stl., 10/6/63
 7 @ Chi., 12/17/61

MOST CONSECUTIVE POINT AFTER TOUCHDOWNS

199 1968-74

FIELD GOALS

MOST FIELD GOALS ATTEMPTED, SEASON

45 1970
 44 1989
 39 1994, 2015

MOST FIELD GOALS ATTEMPTED, OPPONENT, SEASON

42 1999

FEWEST FIELD GOALS ATTEMPTED, SEASON

14 1982⁶
 18 2001*, 2010*

⁶= 9 game

*= 16-game record where applicab

MOST FIELD GOALS ATTEMPTED, GAME

7 vs. LA Rams, 11/5/89
 6 vs. N.O., 9/27/70
 @ Chi., 9/23/73
 vs. Cle., 11/4/73
 vs. Cin., 12/25/89
 vs. G.B., 9/26/93
 @ Bal., 12/13/98
 vs. Ind., 9/14/08
 @ Tenn., 9/11/16
 vs. Bal., 10/22/17

MOST FIELD GOALS ATTEMPTED, OPPONENT, GAME

8 vs. Det., 11/13/66

MOST FIELD GOALS ATTEMPTED, BOTH TEAMS, GAME

10 @ Chi., 9/23/73

MOST FIELD GOALS, SEASON

35 1998, 2012
 34 1994, 2015
 32 1989, 2017

MOST FIELD GOALS, OPPONENT, SEASON

34 2006

FEWEST FIELD GOALS, SEASON

8 1977, 1982⁶
 12 1978

⁶= 9 games

MOST FIELD GOALS, GAME

7 vs. LA Rams, 11/5/89
 6 @ Bal., 12/13/98
 vs. Bal., 10/22/17

MOST FIELD GOALS, OPPONENT, GAME

6 vs. Det., 11/13/66
 @ Det., 10/17/99

MOST FIELD GOALS, BOTH TEAMS, GAME

9 vs. Bal., 10/22/17
 7 vs. Det., 11/13/66
 @ Chi., 9/23/73
 vs. NYG, 11/16/86
 vs. LA Rams, 11/5/89
 vs. G.B., 9/26/93
 vs. Det., 9/20/98
 @ Det., 10/17/99
 vs. Chi., 9/24/06
 vs. Oak., 11/18/07
 vs. Det., 9/25/11
 vs. Jax., 9/9/12
 vs. Jax., 12/11/16

MOST CONSECUTIVE GAMES SCORING, FGS

31 1968-70

SAFETIES

MOST SAFETIES, SEASON

3 1965, 1981, 2008

MOST SAFETIES, OPPONENT, SEASON

2 1988, 1995, 1996, 2007, 2014

MOST SAFETIES, GAME

2 @ Atl., 10/5/03
 vs. G.B., 11/9/08

FIRST DOWNS

MOST FIRST DOWNS, SEASON

351 2004
 350 2002

MOST FIRST DOWNS, OPPONENT, SEASON

368 2013

MOST FIRST DOWNS, BOTH TEAMS, SEASON

701 2004

VIKINGS TEAM RECORDS

FEWEST FIRST DOWNS, SEASON

167 1982~~6~~
272 2006*

6= 9 game

*= 16-game record where applicab

FEWEST FIRST DOWNS, OPPONENT, SEASON

158 1969
243 1988

MOST FIRST DOWNS, GAME

34 vs. Bal., 9/28/69
33 vs. Det., 11/6/88
32 @ G.B., 11/17/91
vs. N.O., 11/19/95

MOST FIRST DOWNS, OPPONENT, GAME

36 vs. N.O., 12/18/11
@ Mia., 12/21/14
@ N.O., 12/25/20

MOST FIRST DOWNS, BOTH TEAMS, GAME

61 @ N.O., 12/25/20

FEWEST FIRST DOWNS, GAME

3 @ G.B., 12/21/06

FEWEST FIRST DOWNS, OPPONENT, GAME

3 @ Det., 11/24/88

FEWEST FIRST DOWNS, BOTH TEAMS, GAME

14 @ Atl., 12/21/69

MOST FIRST DOWNS, RUSHING, SEASON

142 1975

MOST FIRST DOWNS, RUSHING, OPPONENT, SEASON

148 1979

FEWEST FIRST DOWNS, RUSHING, SEASON

52 1982~~6~~
66 2016*, 2018*

6= 9 game

*= 16-game record where applicab

FEWEST FIRST DOWNS, RUSHING, OPPONENT, SEASON

53 1982~~6~~
2006*

6= 9 game

*= 16-game record where applicab

MOST FIRST DOWNS, RUSHING, GAME

19 vs. Chi., 10/17/65

MOST FIRST DOWNS, RUSHING, OPPONENT, GAME

21 at N.O., 12/25/20

FEWEST FIRST DOWNS, RUSHING, GAME

0 vs. Chi., 10/28/96
vs. Ind., 12/18/16

FEWEST FIRST DOWNS, RUSHING, OPPONENT, GAME

0 vs. S.F., 12/14/69
@ Det., 11/24/88
vs. Det., 1/2/00
@ Det., 12/10/06
vs. Chi., 11/29/09
vs. T.B., 9/24/17

MOST FIRST DOWNS PASSING, SEASON

225 2004

MOST FIRST DOWNS PASSING, OPPONENT, SEASON

247 2013

FEWEST FIRST DOWNS PASSING, SEASON

85 1967
136 1987#
139 2007*

#= 15 games

*= 16-game record where applicab

FEWEST FIRST DOWNS PASSING, OPPONENT, SEASON

80 1977

MOST FIRST DOWNS, PASSING, GAME

24 vs. Bal., 9/28/69

MOST FIRST DOWNS, PASSING, OPPONENT, GAME

23 vs. N.O., 12/28/11
@ Stl., 12/16/12
@ Mia., 12/21/14

FEWEST FIRST DOWNS, PASSING, GAME

1 @ G.B., 12/21/06

FEWEST FIRST DOWNS, PASSING, OPPONENT, GAME

1 vs. Chi., 10/1/67
@ S.F., 11/29/76
@ Chi., 11/20/77
@ Chi., 12/3/06

MOST FIRST DOWNS, PENALTY, SEASON

38 2017

MOST FIRST DOWNS, PENALTY, OPPONENT, SEASON

36 2003

FEWEST FIRST DOWNS, PENALTY, SEASON

8 1982~~6~~
16 1992*, 1993*

6= 9 game

*= 16-game record where applicab

FEWEST FIRST DOWNS, PENALTY, OPPONENT, SEASON

8 1962
10 1974

MOST FIRST DOWNS, PENALTY, GAME

7 vs. Oak., 11/20/11
6 vs. Oak., 9/14/81
vs. S.F., 10/24/99
vs. Stl., 11/8/15

MOST FIRST DOWNS, PENALTY, OPPONENT, GAME

7 @ Chi., 9/25/78

NET YARDS GAINED

MOST YARDS GAINED, SEASON

6,339 2004
6,294 2003

MOST YARDS GAINED, OPPONENT, SEASON

6,362 2013

FEWEST YARDS GAINED, SEASON

2,879 1982~~6~~
4,316 2005*

6= 9 game

*= 16-game record where applicab

FEWEST YARDS GAINED, OPPONENT, SEASON

2,720 1969
4,091 1988*

*= 16-game record where applicable

MOST YARDS GAINED, GAME

622 vs. Bal., 9/28/69
605 @ N.O., 10/17/04
571 @ Car., 10/17/21
559 vs. S.F., 10/30/66

MOST YARDS GAINED, OPPONENT, GAME

583 @ N.O., 12/25/20

MOST YARDS GAINED, BOTH TEAMS, GAME

1,013 @ Was., 11/2/86

FEWEST YARDS GAINED, GAME

87 vs. G.B., 11/14/71

FEWEST YARDS GAINED, OPPONENT, GAME

60 vs. Atl., 11/9/75
@ N.O., 11/16/75
@ Det., 11/24/88

FEWEST YARDS GAINED, BOTH TEAMS, GAME

272 vs. LA Rams, 10/26/70

MOST CONSECUTIVE GAMES, 300+ YARDS

36 2002-2004

MOST CONSECUTIVE GAMES, 400+ YARDS

5 2004

RUSHING

ATTEMPTS

MOST RUSHING ATTEMPTS, SEASON

556 1975
551 1966

MOST RUSHING ATTEMPTS, OPPONENT, SEASON

583 1979

FEWEST RUSHING ATTEMPTS, SEASON

245 1982~~6~~
357 2018*

6= 9 game

*= 16-game record where applicable

FEWEST RUSHING ATTEMPTS, OPPONENT, SEASON

260 1982~~6~~
338 1969
352 1995*

6= 9 game

*= 16-game record where applicable

MOST RUSHING ATTEMPTS, GAME

63 vs. Atl., 11/9/75

VIKINGS TEAM RECORDS

MOST RUSHING ATTEMPTS, OPPONENT, GAME

65 vs. LA Rams, 9/19/76

FEWEST RUSHING ATTEMPTS, GAME

6 vs. Buf., 9/23/18
9 vs. Ind., 12/18/16
11 vs. G.B., 11/29/81
@ N.O., 10/7/01

FEWEST RUSHING ATTEMPTS, OPPONENT, GAME

6 vs. Ari., 11/26/06

YARDS

MOST YARDS GAINED RUSHING, SEASON

2,634 2007, 2012
2,507 2002
2,343 2003

MOST YARDS GAINED RUSHING, OPPONENT, SEASON

2,667 1961

FEWEST YARDS GAINED RUSHING, SEASON

912 1982~~6~~
1,205 2016*
6= 9 game
*= 16-game record where applicable

FEWEST YARDS GAINED RUSHING, OPPONENT, SEASON

985 2006*
1,020 1982~~6~~
1,089 1969
*= 16-game record where applicable
6= 9 game

MOST YARDS GAINED RUSHING, GAME

378 vs. S.D., 11/4/07
311 @ Chi., 10/14/07

MOST YARDS GAINED RUSHING, OPPONENT, GAME

343 vs. Chi., 11/20/70

MOST YARDS GAINED RUSHING, BOTH TEAMS, GAME

548 vs. LA Rams, 11/5/61
486 vs. Chi., 10/17/65

FEWEST YARDS GAINED RUSHING, GAME

11 vs. Chi., 10/28/96

FEWEST YARDS GAINED RUSHING, OPPONENT, GAME

-3 @ Det., 12/10/06
4 vs. Sea., 11/22/09
7 @ Mia., 11/19/06

AVERAGE GAIN

HIGHEST AVERAGE GAIN RUSHING, SEASON

5.4 2012
5.3 2002, 2007
5.2 2011

LOWEST AVERAGE GAIN RUSHING, SEASON

3.2 1970, 2016

HIGHEST AVERAGE GAIN GAME (MIN. 10 ATT.)

9.0 @ Sea., 11/4/12

TOUCHDOWNS

MOST TOUCHDOWNS, RUSHING, SEASON

26 2002
23 2013

MOST TOUCHDOWNS, RUSHING, OPPONENT, SEASON

29 1961

FEWEST TOUCHDOWNS, RUSHING, SEASON

6 1982~~6~~
7 1996*
6= 9 game
*= 16-game record where applicable

FEWEST TOUCHDOWNS, RUSHING, OPPONENT, SEASON

2 1971
5 2009*
7 2007, 2015
*= 16-game record where applicable

MOST TOUCHDOWNS, RUSHING, GAME

4 Many times, last time vs. Atl., 12/28/14

MOST TOUCHDOWNS, RUSHING, OPPONENT, GAME

7 @ N.O., 12/25/20

MOST TOUCHDOWNS, RUSHING, BOTH TEAMS, GAME

9 @ N.O., 12/25/20

PASSING

ATTEMPTS

MOST PASSES ATTEMPTED, SEASON

709 1981

MOST PASSES ATTEMPTED, OPPONENT, SEASON

648 2013

FEWEST PASSES ATTEMPTED, SEASON

282 1968
432 2007*
*= 16-game record where applicable

FEWEST PASSES ATTEMPTED, OPPONENT, SEASON

292 1982~~6~~
312 1977
366 1979*
6= 9 game
*= 16-game record where applicable

MOST PASSES ATTEMPTED, GAME

63 @ T.B., 9/5/81
@ N.E., 10/20/91

MOST PASSES ATTEMPTED, OPPONENT, GAME

70 @ N.E., 11/13/94

MOST PASSES ATTEMPTED, BOTH TEAMS, GAME

112 @ N.E., 11/13/94

FEWEST PASSES ATTEMPTED, GAME

8 @ G.B., 11/27/77

FEWEST PASSES ATTEMPTED, OPPONENT, GAME

6 @ Chi., 10/23/72

FEWEST PASSES ATTEMPTED, BOTH TEAMS, GAME

22 vs. G.B., 11/14/71

COMPLETIONS

MOST PASSES COMPLETED, SEASON

448 2022

MOST PASSES COMPLETED, OPPONENT, SEASON

419 2013

FEWEST PASSES COMPLETED, SEASON

150 1967
232 1987#
249 2007*
#= 15 games
*= 16-game record where applicable

FEWEST PASSES COMPLETED, OPPONENT, SEASON

149 1967
177 1977
218 1990*
*= 16-game record where applicable

MOST PASSES COMPLETED, GAME

40 vs. Buf., 9/23/18
38 vs. Cle., 12/14/80
vs. G.B., 11/29/81
37 @ T.B., 9/5/81
@ Phi., 9/20/04

MOST PASSES COMPLETED, OPPONENT, GAME

45 @ N.E., 11/13/94

MOST PASS COMPLETIONS, BOTH TEAMS, GAME

71 @ N.E., 11/13/94

FEWEST PASSES COMPLETED, GAME

2 @ G.B., 10/15/67

FEWEST PASSES COMPLETED, OPPONENT, GAME

2 vs. Chi., 12/3/72

FEWEST PASS COMPLETIONS, BOTH TEAMS, GAME

11 vs. G.B., 11/14/71

YARDS

MOST YARDS GAINED, PASSING, SEASON

4,516 2004
4,333 1981
4,328 1988

MOST YARDS GAINED, PASSING, OPPONENT, SEASON

4,595 2013

FEWEST YARDS GAINED, PASSING, SEASON

1,655 1971
2,745 2007*
2,751 2012
*= 16-game record where applicable

FEWEST YARDS GAINED, PASSING, OPPONENT, SEASON

1,438 1970
2,489 1988*
*= 16-game record where applicable

VIKINGS TEAM RECORDS

MOST YARDS GAINED, PASSING, GAME

530 vs. Bal., 9/28/69

MOST YARDS GAINED, PASSING, OPPONENT, GAME

486 @ T.B., 12/7/80

MOST YARDS GAINED, PASSING, BOTH TEAMS, GAME

918 @ S.D., 11/9/03

FEWEST YARDS GAINED, PASSING, GAME

21 vs. G.B., 11/14/71
vs. Det., 12/11/71

FEWEST YARDS GAINED, PASSING, OPPONENT, GAME

-7 @ N.O., 11/16/75

FEWEST YARDS GAINED, PASSING, BOTH TEAMS, GAME

102 vs. Atl., 11/9/75

COMPLETION PERCENTAGE

HIGHEST COMPLETION PERCENTAGE, SEASON

70.4 2016 (414-588)

HIGHEST COMPLETION PERCENTAGE, OPPONENT, SEASON

68.2 2011 (367-538)

LOWEST COMPLETION PERCENTAGE, SEASON

44.6 1967 (150 of 336)

LOWEST COMPLETION PERCENTAGE, OPPONENT, SEASON

45.6 1988 (219 of 480)

HIGHEST COMPLETION PERCENTAGE, GAME (10 ATT.)

87.5 vs. Cin., 11/13/77 (21 of 24)

HIGHEST COMPLETION PERCENTAGE, OPPONENT, GAME (10 ATT.)

85.2 @ LA Raiders, 9/5/93 (23 of 27)
84.4 @ St.L., 12/10/00 (27 of 32)

HIGHEST COMPLETION PERCENTAGE, BOTH TEAMS, GAME

77.6 @ Chi., 9/18/94 (52 of 67)

LOWEST COMPLETION PERCENTAGE, GAME (10 ATT.)

18.2 @ G.B., 10/15/67 (2 of 11)

LOWEST COMPLETION PERCENTAGE, OPPONENT, GAME

15.3 vs. Chi., 12/3/72 (2 of 13)

LOWEST COMPLETION PERCENTAGE, BOTH TEAMS, GAME

29.8 @ Det., 12/17/67 (14 of 47)

TOUCHDOWNS

MOST TOUCHDOWNS, PASSING, SEASON

41 1998

MOST TOUCHDOWNS, PASSING, OPPONENT, SEASON

37 2013

FEWEST TOUCHDOWNS, PASSING, SEASON

9 1971
12 2007*

*= 16-game record where applicable

FEWEST TOUCHDOWNS, PASSING, OPPONENT, SEASON

6 1970
11 1993*

*= 16-game record where applicable

MOST TOUCHDOWNS, PASSING, GAME

7 vs. Bal., 9/28/69
6 vs. G.B., 9/28/86

MOST TOUCHDOWNS, PASSING, OPPONENT, GAME

5 9 times, last @ L.A. Rams, 9/27/18

SACKS

TOTAL SACKS

MOST SACKS, SEASON

71 1989
51 1992

MOST SACKS, OPPONENT, SEASON

64 1984
61 1961

FEWEST SACKS, SEASON

16 1961
25 2013*

*= 16-game record where applicable

FEWEST SACKS, OPPONENT, SEASON

19 1974
25 1998*
*= 16-game record where applicable

MOST SACKS, GAME
10 vs. Det., 11/4/18
9 vs. Det., 10/6/68
vs. Chi., 11/2/69
@ Atl., 12/20/70
@ Chi., 10/25/93
vs. Mia., 12/16/18

MOST SACKS, OPPONENT, GAME

11 @ Chi., 10/28/84
10 vs. Bal., 9/23/62

MOST SACKS, BOTH TEAMS, GAME

14 vs. Chi., 11/2/69

SACK YARDAGE

MOST SACK YARDAGE, SEASON

502 1989

MOST SACK YARDAGE, OPPONENT, SEASON

538 1961
465 1984*

*= 16-game record where applicable

MOST SACK YARDAGE, GAME

78 vs. Chi., 11/2/69
77 @ Atl., 12/20/70

MOST SACK YARDAGE, OPPONENT, GAME

104 @ Chi., 12/17/61

SACK RATIO

HIGHEST ATTEMPTS/SACK RATIO, SEASON

24.4 1981 (709-29)
21.7 1994 (673-31)
21.1 1974 (400-19)

HIGHEST ATTEMPTS/SACK RATIO, OPPONENT, SEASON

22.8 1961 (365-16)
20.1 2002 (542-27)
20.0 2006 (599-30)

FEWEST ATTEMPTS/SACK RATIO, SEASON

6.2 1961 (377-61)
6.8 1964 (326-48)
7.1 1962 (348-49)

FEWEST ATTEMPTS/SACK RATIO, OPPONENT, SEASON

6.9 1989 (488-71)
7.0 1963 (404-58)
7.2 1968 (323-45)

INTERCEPTIONS

TOTAL INTERCEPTIONS

MOST INTERCEPTIONS, SEASON

36 1988

MOST INTERCEPTIONS, OPPONENT, SEASON

34 1978

FEWEST INTERCEPTIONS, SEASON

8 2000, 2001, 2011

FEWEST INTERCEPTIONS, OPPONENT, SEASON

5 2016

MOST INTERCEPTIONS, GAME

6 @ T.B., 10/23/88
@ Pit., 9/24/95

MOST INTERCEPTIONS, OPPONENT, GAME

5 Many Times, last @ Cin., 9/18/05

YARDS

MOST YARDS, SEASON

693 2003
589 1988

MOST YARDS, OPPONENT, SEASON

445 1962
427 2010*

*= 16-game record where applicable

FEWEST YARDS, SEASON

43 2009

FEWEST YARDS, OPPONENT, SEASON

35 2016*
37 1982†

*= 16-game record where applicable

†= 9 game

MOST YARDS, GAME

169 @ NYG, 11/25/07

MOST YARDS, OPPONENT, GAME

176 @ N.O., 9/3/78

VIKINGS TEAM RECORDS

TOUCHDOWNS

MOST TOUCHDOWNS BY INTERCEPTIONS, SEASON

6 1992, 2007

MOST TOUCHDOWNS BY INTERCEPTIONS, OPPONENT, SEASON

4 1967, 2006

PUNTING

TOTAL PUNTS

MOST PUNTS, SEASON

94 2006

MOST PUNTS, OPPONENT, SEASON

100 1969

MOST PUNTS, GAME

12 @ G.B., 11/21/82

MOST PUNTS, OPPONENT, GAME

12 @ N.O., 11/16/75

FEWEST PUNTS, BOTH TEAMS, GAME

1 @ T.B., 10/29/00

CONSECUTIVE PUNTS, NO BLOCKS

563 1979-87

AVERAGE YARDAGE

HIGHEST AVERAGE DISTANCE, PUNTING, SEASON

46.9 2008

HIGHEST AVERAGE DISTANCE, PUNTING, OPPONENT, SEASON

47.1 2011

HIGHEST AVERAGE DISTANCE, PUNTING, GAME (4 PUNTS)

57.5 @ Det., 9/16/07

HIGHEST AVERAGE DISTANCE, PUNTING, OPPONENT, GAME (4 PUNTS)

54.9 vs. S.D., 11/4/07

PUNT RETURNS

TOTAL RETURNS

MOST PUNT RETURNS, SEASON

59 1988

MOST PUNT RETURNS, OPPONENT, SEASON

52 1978

MOST PUNT RETURNS, GAME

9 @ LA Rams, 12/2/79

MOST PUNT RETURNS, OPPONENT, GAME

9 @ G.B., 12/21/06

YARDS GAINED

MOST YARDS, PUNT RETURNS, SEASON

553 1988

MOST YARDS, PUNT RETURNS, OPPONENT, SEASON

624 2008

MOST YARDS, PUNT RETURNS, GAME

119 @ NYG, 10/21/13

MOST YARDS, PUNT RETURNS, OPPONENT, GAME

176 @ N.O., 10/6/08

TOUCHDOWNS

MOST TOUCHDOWNS, PUNT RETURNS, SEASON

2 2016

MOST TOUCHDOWNS, PUNT RETURNS, OPPONENT, SEASON

4 2008

KICKOFF RETURNS

TOTAL RETURNS

MOST KICKOFF RETURNS, SEASON

86 1984, 2002

MOST KICKOFF RETURNS, OPPONENT, SEASON

91 2009

MOST KICKOFF RETURNS, GAME

9 @ Phi., 11/11/01
@ Sea., 9/29/02

MOST KICKOFF RETURNS, OPPONENT, GAME

10 @ Bal., 12/13/98

YARDS GAINED

MOST YARDS, KICKOFF RETURNS, SEASON

1,775 1984, 2002

MOST YARDS, KICKOFF RETURNS, OPPONENT, SEASON

2,060 2009

MOST YARDS, KICKOFF RETURNS, GAME

247 vs. G.B., 10/27/13

MOST YARDS, KICKOFF RETURNS, OPPONENT, GAME

367 @ Bal., 12/13/98

TOUCHDOWNS

MOST TOUCHDOWNS, KICKOFF RETURNS, SEASON

2 1999, 2009, 2013, 2015

MOST TOUCHDOWNS, KICKOFF RETURNS, OPPONENT, SEASON

4 1998

FUMBLES

TOTAL FUMBLES

MOST FUMBLES, SEASON

44 1963

MOST FUMBLES, OPPONENT, SEASON

50 1963

FEWEST FUMBLES, SEASON

10 1998
11 2014, 2017

FEWEST FUMBLES, OPPONENT, SEASON

16 2002

MOST FUMBLES, GAME

8 @ S.F., 10/24/65

MOST FUMBLES, OPPONENT, GAME

10 vs Det., 11/12/67

FUMBLES LOST

MOST FUMBLES LOST, SEASON

25 1965

MOST FUMBLES LOST, OPPONENT, SEASON

31 1963

FEWEST FUMBLES LOST, SEASON

2 2014

3 1980

FEWEST FUMBLES LOST, OPPONENT, SEASON

5 2017

6 2014

MOST FUMBLES LOST, GAME

5 @ Atl., 12/21/69
@ Det., 12/9/62

MOST FUMBLES LOST, OPPONENT, GAME

6 vs. Det., 11/24/63
vs. S.F., 10/15/61

MOST CONSECUTIVE GAMES WITHOUT LOSING FUMBLE

10 1998-99

PENALTIES

TOTAL PENALTIES

MOST PENALTIES, SEASON

137 2002

MOST PENALTIES, OPPONENT, SEASON

137 2005

FEWEST PENALTIES, SEASON

36 1961

70 2013*

*= 16-game record where applicable

FEWEST PENALTIES, OPPONENT, SEASON

47 1972

81 1994*

*= 16-game record where applicable

MOST PENALTIES, GAME

16 @ Det., 12/19/82

MOST PENALTIES, OPPONENT, GAME

17 @ Cin., 9/18/05

FEWEST PENALTIES, GAME

0 6 times, last vs. Chi., 12/3/72

FEWEST PENALTIES, OPPONENT, GAME

0 @ G.B., 11/27/77
@ Chi., 10/23/72

VIKINGS TEAM RECORDS

YARDS PENALIZED

MOST YARDS PENALIZED, SEASON

1,139 2002

MOST YARDS PENALIZED, OPPONENT, SEASON

1,167 1998

FEWEST YARDS PENALIZED, SEASON

375 1961

565 1960*

*= 16-game record where applicable

FEWEST YARDS PENALIZED, OPPONENT, SEASON

399 1982~~6~~

614 1994*

~~6~~= 9 game

*= 16-game record where applicable

MOST YARDS PENALIZED, GAME

173 @ L.A. Rams, 9/22/67

MOST YARDS PENALIZED, OPPONENT, GAME

169 @ Det., 10/25/98

FEWEST YARDS PENALIZED, GAME

0 6 times, last vs. Chi., 12/3/72

FEWEST YARDS PENALIZED, OPPONENT, GAME

0 3 times, last @ NYJ, 11/23/97

BLOCKED KICKS

MOST, SEASON

13 1976, 1979

MOST, SEASON, OPPONENT

6 1961, 1974

MOST, GAME

4 @ T.B., 11/25/79 (2 pat, 1-fg, 1 punt)

MOST, GAME, OPPONENT

2 vs. Dal., 10/20/68 (2-fgs)

vs. Buf., 12/9/79 (1-fg, 1 punt)

@ Atl., 12/15/85 (2-fgs)

vs. Chi., 10/28/96 (1 punt, 1-fg)

@ Det., 11/23/17 (1 fg, 1 pat)

VIKINGS TOUCHDOWNS BY SEASON

YEAR	Offensive				Defensive			Special Teams				
	RUSH	PASS	FUMBLE	TOTAL	INT	FUMBLE	TOTAL	PUNT	KICK	BLK PUNT	BLK FG	TOTAL
1961	14	22	0	36	0	0	0	1	0	0	0	1
1962	7	22	0	29	1	1	2	0	0	0	0	0
1963	17	16	0	33	2	2	4	1	1	0	0	2
1964	14	23	0	37	4	1	5	0	0	0	0	0
1965	19	21	0	40	2	0	2	0	1	1	0	2
1966	15	18	0	33	1	0	1	0	0	0	0	0
1967	10	11	0	21	2	1	3	0	1	0	0	1
1968	19	11	0	30	1	0	1	1	0	0	0	1
1969	15	24	1	40	2	0	2	0	0	1	0	1
1970	16	12	0	28	2	3	5	0	0	2	0	2
1971	14	9	0	23	1	1	2	0	0	0	0	0
1972	11	19	0	30	2	2	4	0	0	0	0	0
1973	14	16	0	30	2	0	2	0	0	1	0	1
1974	17	22	0	39	0	1	1	0	0	0	0	0
1975	18	27	1	46	0	2	2	0	0	0	0	0
1976	18	17	0	35	0	0	0	0	0	1	0	1
1977	9	19	0	28	0	1	1	0	0	1	0	1
1978	10	25	0	35	0	1	1	0	0	1	0	1
1979	9	23	0	32	0	0	0	0	0	0	0	0
1980	14	22	0	36	2	0	2	0	1	0	0	1
1981	8	27	0	35	0	1	1	0	1	0	0	1
1982	6	15	0	21	1	1	2	0	0	0	0	0
1983	17	15	0	32	0	1	1	0	0	1	0	1
1984	10	18	0	28	1	2	3	0	0	0	0	0
1985	19	22	0	41	1	1	2	0	0	0	0	0
1986	14	31	0	45	2	0	2	0	0	1	0	1
1987	20	21	0	41	0	0	0	1	0	0	0	1
1988	22	20	0	42	5	2	7	0	0	0	0	0
1989	12	17	0	29	2	4	6	0	1	0	0	1
1990	10	25	0	35	2	2	4	0	0	0	0	0
1991	18	16	0	34	2	0	2	0	0	0	0	0
1992	19	18	0	37	6	2	8	0	0	0	0	0
1993	8	18	0	26	2	0	2	0	0	0	0	0
1994	11	18	0	29	4	3	7	0	0	0	0	0
1995	10	33	0	43	2	2	4	1	0	0	0	1
1996	7	24	0	31	1	0	1	1	0	0	0	1
1997	14	26	0	40	0	2	2	0	0	0	0	0
1998	17	41	0	58	3	2	5	0	1	0	0	1
1999	13	32	0	45	1	0	1	1	2	0	0	3
2000	14	33	0	47	0	0	0	0	0	0	0	0
2001	10	23	0	33	1	1	2	0	0	0	0	0
2002	26	19	0	45	1	0	1	0	0	0	0	0
2003	15	32	0	47	4	0	4	0	0	0	0	0
2004	8	39	0	47	1	1	2	1	0	0	0	1
2005	10	18	0	28	3	0	3	1	1	0	0	2
2006	12	13	1	26	3	2	5	1	0	0	0	1
2007	22	12	0	34	6	2	8	0	1	0	0	1
2008	15	22	0	37	0	2	2	1	0	0	1	2
2009	19	34	0	53	0	1	1	0	2	0	0	2
2010	16	14	0	30	1	1	2	0	1	0	0	1
2011	18	20	0	38	0	0	0	0	1	0	0	1
2012	16	18	0	34	3	0	3	1	1	0	0	2
2013	23	18	0	41	0	1	1	1	2	0	0	3
2014	12	17	1	30	2	1	3	0	0	2	0	2
2015	18	14	0	32	2	1	3	1	2	0	0	3
2016	9	20	0	29	2	2	4	2	1	0	0	3
2017	15	25	0	40	1	0	1	0	0	0	0	0
2018	9	30	0	39	1	2	3	0	0	0	0	0
2019	19	26	0	45	1	1	2	0	0	0	0	0
2020	20	35	0	55	0	0	0	0	0	0	0	0
2021	10	34	0	44	2	0	1	0	2	0	0	2
2022	18	30	0	48	0	1	1	0	1	0	0	1
2023	0	6	0	6	0	0	0	0	0	0	0	0

VIKINGS OPENING DAY RESULTS (ALL-TIME RECORD 35-26-1)

DATE	OPPONENT (ATTENDANCE)	RESULT	HEAD COACH	STARTING QB	FINAL RECORD
9/17/1961	vs. Chicago (32,236)	W, 37-13	Norm Van Brocklin	George Shaw	3-11
9/16/1962	at Green Bay (38,669)	L, 7-34	Norm Van Brocklin	Fran Tarkenton	2-11-1
9/15/1963	at San Francisco (30,781)	W, 24-20	Norm Van Brocklin	Fran Tarkenton	5-8-1
9/13/1964	vs. Baltimore Colts (35,563)	W, 34-24	Norm Van Brocklin	Fran Tarkenton	8-5-1
9/19/1965	at Baltimore Colts (56,562)	L, 16-35	Norm Van Brocklin	Fran Tarkenton	7-7
9/11/1966	at San Francisco (29,312)	T, 20-20	Norm Van Brocklin	Fran Tarkenton	4-9-1
9/17/1967	vs. San Francisco (39,638)	L, 21-27	Bud Grant	Ron VanderKelen	3-8-3
9/14/1968	vs. Atlanta (45,563)	W, 47-7	Bud Grant	Joe Kapp	8-6#6
9/21/1969	at NY Giants (62,900)	L, 23-24	Bud Grant	Gary Cuozzo	12-2#6
9/20/1970	vs. Kansas City (47,900)	W, 27-10	Bud Grant	Gary Cuozzo	12-2#6
9/20/1971	at Detroit (54,418)	W, 16-13	Bud Grant	Gary Cuozzo	11-3#6
9/18/1972	vs. Washington (47,900)	L, 21-24	Bud Grant	Fran Tarkenton	7-7
9/16/1973	vs. Oakland (46,619)	W, 24-16	Bud Grant	Fran Tarkenton	12-2#6
9/15/1974	at Green Bay (56,312)	W, 32-17	Bud Grant	Fran Tarkenton	10-4#6
9/21/1975	vs. San Francisco (48,418)	W, 27-17	Bud Grant	Fran Tarkenton	12-2#6
9/12/1976	at New Orleans (58,156)	W, 40-9	Bud Grant	Fran Tarkenton	11-2-1#6
9/18/1977	vs. Dallas (47,678)	L, 10-16 (OT)	Bud Grant	Fran Tarkenton	9-5#6
9/3/1978	at New Orleans (54,187)	L, 24-31	Bud Grant	Fran Tarkenton	8-7-1#6
9/2/1979	vs. San Francisco (46,539)	W, 28-22	Bud Grant	Tommy Kramer	7-9
9/7/1980	vs. Atlanta (44,733)	W, 24-23	Bud Grant	Tommy Kramer	9-7#6
9/5/1981	at Tampa Bay (66,287)	L, 13-21	Bud Grant	Steve Dils	7-9
9/12/1982	vs. Tampa Bay (58,440)	W, 17-10	Bud Grant	Tommy Kramer	5-4#
9/4/1983	at Cleveland (70,087)	W, 27-21	Bud Grant	Tommy Kramer	8-8
9/2/1984	vs. San Diego (57,276)	L, 13-42	Les Steckel	Tommy Kramer	3-13
9/8/1985	vs. San Francisco (57,375)	W, 28-21	Bud Grant	Tommy Kramer	7-9
9/7/1986	vs. Detroit (54,851)	L, 10-13	Jerry Burns	Tommy Kramer	9-7
9/13/1987	vs. Detroit (57,061)	W, 34-19	Jerry Burns	Wade Wilson	8-7#
9/4/1988	at Buffalo (76,783)	L, 10-13	Jerry Burns	Wade Wilson	11-5#
9/10/1989	vs. Houston (54,015)	W, 38-7	Jerry Burns	Wade Wilson	10-6#6
9/9/1990	at Kansas City (68,363)	L, 21-24	Jerry Burns	Wade Wilson	6-10
9/1/1991	at Chicago (64,112)	L, 6-10	Jerry Burns	Wade Wilson	8-8
9/6/1992	at Green Bay (58,617)	W, 23-20 (OT)	Dennis Green	Rich Gannon	11-5#6
9/5/1993	at LA Raiders (44,120)	L, 7-24	Dennis Green	Jim McMahon	9-7#
9/4/1994	at Green Bay (59,487)	L, 10-16	Dennis Green	Warren Moon	10-6#6
9/3/1995	at Chicago (63,036)	L, 14-31	Dennis Green	Warren Moon	8-8
9/1/1996	vs. Detroit (52,972)	W, 17-13	Dennis Green	Warren Moon	9-7#
8/31/1997	at Buffalo (79,139)	W, 34-13	Dennis Green	Brad Johnson	9-7#
9/6/1998	vs. Tampa Bay (62,538)	W, 31-7	Dennis Green	Brad Johnson	15-1#6
9/12/1999	at Atlanta (69,555)	W, 17-14	Dennis Green	Randall Cunningham	10-6#
9/3/2000	vs. Chicago (64,104)	W, 30-27	Dennis Green	Daunte Culpepper	11-5#6
9/9/2001	vs. Carolina (64,108)	L, 13-24	Dennis Green	Daunte Culpepper	5-11
9/8/2002	at Chicago (63,226) *	L, 23-27	Mike Tice	Daunte Culpepper	6-10
9/7/2003	at Green Bay (70,505)	W, 30-25	Mike Tice	Daunte Culpepper	9-7
9/12/2004	vs. Dallas (64,105)	W, 35-17	Mike Tice	Daunte Culpepper	8-8#
9/11/2005	vs. Tampa Bay (63,939)	L, 13-24	Mike Tice	Daunte Culpepper	9-7
9/11/2006	at Washington (90,608)	W, 19-16	Brad Childress	Brad Johnson	6-10
9/9/2007	vs. Atlanta (62,815)	W, 24-3	Brad Childress	Tarvaris Jackson	8-8
9/8/2008	at Green Bay (71,004)	L, 19-24	Brad Childress	Tarvaris Jackson	10-6#6
9/13/2009	at Cleveland (70,560)	W, 34-20	Brad Childress	Brett Favre	12-4#6
9/9/2010	at New Orleans (70,051)	L, 9-14	Brad Childress	Brett Favre	6-10
9/11/2011	at San Diego (66,716)	L, 17-24	Leslie Frazier	Donovan McNabb	3-13
9/9/2012	vs. Jacksonville (56,607)	W, 26-23 (OT)	Leslie Frazier	Christian Ponder	10-6#
9/8/2013	at Detroit (62,461)	L, 24-34	Leslie Frazier	Christian Ponder	5-10-1
9/7/2014	at St. Louis (55,919)	W, 34-6	Mike Zimmer	Matt Cassel	7-9
9/14/2015	at San Francisco (70,499)	L, 3-20	Mike Zimmer	Teddy Bridgewater	11-5#6
9/11/2016	at Tennessee (63,816)	W, 25-16	Mike Zimmer	Shaun Hill	8-8
9/11/2017	vs. New Orleans (66,606)	W, 29-19	Mike Zimmer	Sam Bradford	13-3#6
9/9/2018	vs. San Francisco (66,673)	W, 24-16	Mike Zimmer	Kirk Cousins	8-7-1
9/8/2019	vs. Atlanta (66,714)	W, 28-12	Mike Zimmer	Kirk Cousins	10-6#
9/13/2020	vs. Green Bay (0)	L, 34-43	Mike Zimmer	Kirk Cousins	7-9
9/12/2021	at Cincinnati (56,525)	L, 24-27 (OT)	Mike Zimmer	Kirk Cousins	8-9
9/11/2022	vs. Green Bay (66,959)	W, 23-7	Kevin O'Connell	Kirk Cousins	13-4#6
9/10/2023	vs. Tampa Bay (66,741)	L, 17-20	Kevin O'Connell	Kirk Cousins	

* at Champaign, Ill. | # Qualified for Playoffs | & Won Division

PASSING YARDS

395	Tommy Kramer vs. Atl, 9/7/80
361	Steve Dils at T.B., 9/5/81
351	Kirk Cousins at Cin., 9/12/21
PASSING TDs	
5	Daunte Culpepper vs. Dal., 9/12/04
4	Tommy Kramer vs. S.F., 9/2/79
4	Fran Tarkenton vs. Chi., 9/17/61
RUSHING YARDS	
180	Adrian Peterson at Cle., 9/13/09
169	Robert Smith at Buf., 8/31/97
140	Terry Allen at K.C., 9/9/90
RUSHING TDs	
3	Adrian Peterson at Cle., 9/13/09
3	Daunte Culpepper vs. Chi., 9/3/00
LONGEST RUNS	
78t	Robert Smith at Buf., 8/31/97
78t	Adrian Peterson at Det., 9/8/13
73	Dave Osborn vs. S.F., 9/17/67
RECEIVING YARDS	
184	Justin Jefferson vs. G.B., 9/11/22
160	Ahmad Rasha vs. Atl., 9/7/80
157	Adam Thielen vs. N.O., 9/11/17
152	Gene Washington at NYG, 9/21/69
152	Ahmad Rashad vs. S.F., 9/2/79

INTERCEPTIONS

2	Larry Vargo at Bal., 9/19/65
2	Paul Krause vs. Was., 9/18/72
2	Jeff Siemon vs. Was., 9/18/72
2	Jeff Brady vs. Det., 9/1/96
2	Corey Chavous at G.B., 9/7/03
2	Anthony Harris vs. Atl., 9/8/19
LONGEST INTERCEPTION RETURNS	
88t	Darren Sharper vs. T.B., 9/11/05
81t	Harrison Smith at Stl., 9/7/14
77	Brian Williams at G.B., 9/7/03
77t	Eric Kendricks at Tenn., 9/11/16
LONGEST KICKOFF RETURNS	
103t	Percy Harvin at S.D., 9/11/11
71	Clinton Jones at NYG, 9/21/69
61	Cordarrelle Patterson at Tenn., 9/11/16
LONGEST PUNT RETURNS	
36	Darius Reynaud at Cle., 9/13/09
29	Leonard Willis at N.O., 9/12/76
27	Mewelde Moore at Was., 9/11/06
LONGEST FIELD GOALS	
56	Greg Joseph vs. G.B., 9/11/22
55	Blair Walsh vs. Jax., 9/9/12
53	Greg Joseph at Cin., 9/12/21
53	Paul Edinger vs. T.B., 9/11/05
LONGEST PUNTS	
77	Mike Mercer at G.B., 9/16/62
65	Randall Cunningham at Buf., 8/31/97

RECEIVING TDs

4	Ahmad Rashad vs. S.F., 9/2/79
2	Rickey Young at N.O., 9/3/78
2	Herschel Walker at K.C., 9/9/90
2	Stefon Diggs vs. N.O., 9/11/17
2	Adam Thielen vs. G.B., 9/13/20
2	Adam Thielen at Cin., 9/12/21
2	Justin Jefferson vs. G.B., 9/11/22
PASS RECEPTIONS	
12	Rickey Young at N.O., 9/3/78
12	Ted Brown at T.B., 9/5/81
11	Ahmad Rashad vs. Atl., 9/7/80
LONGEST RECEPTIONS	
73t	Anthony Carter vs. Det., 9/13/87
66	Randy Moss vs. Chi., 9/3/00
64	Justin Jefferson vs. G.B., 9/11/22
COMBINED NET YARDS	
200	Herschel Walker at K.C., 9/9/90
198	Adrian Peterson at Cle., 9/13/09
193	Terry Allen at K.C., 9/9/90
QB SACKS	
3.0	Keith Millard vs. Hou., 9/10/89
2.0	Brian Robison vs. Atl., 9/9/07
2.0	John Randle at Buf., 8/31/97
2.0	Everson Griffen at StL., 9/7/14
2.0	Michael Pierce at Cin., 9/12/21
TOTAL TACKLES	
21	Ed McDaniel at G.B., 9/4/94
16	Jeff Siemon at N.O., 9/3/78
16	Husain Abdullah at S.D., 9/11/11

VIKINGS PLAYOFF LEADERS

ALL-TIME PLAYOFF LEADERS

PASSING (MIN. 100 ATTEMPTS)

Player	G	Att.	Cmp.	Pct.	Yds.	TD	Lg	Int	Rtg
1. Cunningham, R. (1997-99)	5	151	79	52.31	0369	66t	3	85.9	
2. Kapp, Joe (1967-69)	4	101	61	60.3	835	3	28	3	84.4
3. Culpepper, D. (1999-05)	4	134	73	54.5	980	8	68t	5	82.3
4. Wilson, Wade (1981-91)	6	185	99	53.51	3227	6	63	6	75.6
5. Tarkenton, Fran (1961-66, 72-78)	11	292	149	51.01	8031	57	17	58.6	

RUSHING

Player	G	Att.	Yds.	Avg.	Lg	TD
1. Foreman, Chuck (1973-79)	13	229	860	3.8	62	7
2. Smith, Robert (1993-00)	9	145	590	4.1	27	1
3. Peterson, Adrian (2007-16)	5	116	412	3.6	40t	5
4. Osborn, Dave (1965-75)	13	109	380	3.5	22	5
5. Reed, Oscar (1968-74)	9	56	229	4.1	46	0
6. Nelson, Darrin (1982-89, '91-92)	7	46	170	3.7	14	0
7. Brown, Ted (1979-86)	3	42	160	3.8	18t	3
8. Kapp, Joe (1967-69)	4	27	160	5.9	19	2
9. Hoard, Leroy (1996-99)	6	41	155	3.8	12	4
10. Brown, Bill (1962-74)	12	42	139	3.3	19	1

RECEIVING

Player	G	No.	Yds.	Avg.	Lg	TD
1. Carter, Cris (1990-01)	12	60	842	14.0	66t	8
2. Foreman, Chuck (1973-79)	13	45	447	9.9	57	0
3. Carter, Anthony (1985-93)	8	37	644	17.4	63	1
4. Moss, Randy (1998-04)	8	35	723	20.7	68t	9
5. Voigt, Stu (1970-80)	14	30	362	12.1	28	3
6. Jordan, Steve (1982-94)	11	26	343	13.2	36	1
7. Thielen, Adam (2014-22)	6	24	331	13.8	43	0
8. Henderson, John (1968-72)	6	23	309	13.4	46	0
9. Diggs, Stefon (2015-19)	5	22	279	12.7	61t	2
10t. Reed, Jake (1991-99, '01)	8	21	353	16.8	53	2
11t. Rashad, Ahmad (1976-82)	7	20	278	13.9	35	1
11t. Smith, Robert (1993-00)	9	20	153	7.7	32	1

PUNTING (MIN. 20 PUNTS)

Player	G	No.	Avg.	Lg	Blk
1. Kluge, Chris (2005-12)	4	22	45.2	61	0
2. Berger, Mitch (1996-01)	9	41	40.1	63	0
3. Clabo, Neil (1975-77)	4	41	38.6	52	0
4. Coleman, Greg (1978-87)	4	20	38.3	46	1
5. Eischeid, Mike (1972-74)	6	31	38.1	52	1

INTERCEPTIONS

Player	G	No.	Yds.	Avg.	Lg	TD
1. Bryant, Bobby (1967-80)	14	6	80	13.3	63t	1
2t. Browner, Joey (1983-91)	6	3	40	13.3	26	0
2t. Wright, Jeff (1971-77)	12	3	34	11.3	18	0
2t. Wright, Nate (1971-80)	12	3	26	8.7	26	0
2t. Turner, John (1979-83, 85, 87)	4	3	25	8.3	17	0
2t. Krause, Paul (1968-79)	19	3	14	4.7	14	0
2t. Griffith, Robert (1994-01)	8	3	46	15.3	31	0
8t. Rutland, Reggie (1987-92)	6	2	45	22.5	45t	1
8t. Hilgenberg, Wally (1968-79)	19	2	0	0.0	0	0
8t. Tate, Robert (1997-01)	5	2	5	2.5	4	0

PUNT RETURNS (MIN. 10 RETURNS)

Player	G	No.	Yds.	Avg.	Lg	TD
1. Carter, Anthony (1985-93)	8	17	259	15.2	84t	1

KICKOFF RETURNS (MIN. 10 RETURNS)

Player	G	No.	Yds.	Avg.	Lg	TD
1. Palmer, David (1994-00)	6	22	517	23.5	51	0
2. West, Charlie (1968-73)	8	18	387	21.5	51	0
3. Nelson, Darrin (1982-89, 91-92)	8	11	233	21.2	34	0

SCORING

Player	G	TD	PAT	FG	2pt	Tot
1. Cox, Fred (1963-77)	19	-	38	11	-	71
2. Moss, Randy (1998-04)	8	9	-	-	-	54
3. Carter, Cris (1990-01)	12	8	-	-	1	50
4. Anderson, Gary (1998-02)	6	-	17	9	-	44
5. Nelson, Chuck (1986-88)	5	-	13	10	-	43
6. Foreman, Chuck (1973-79)	13	6	-	-	-	36
7t. White, Sammy (1976-86)	9	5	-	-	-	30
7t. Gilliam, John (1972-75)	7	5	-	-	-	30
7t. Osborn, Dave (1965-75)	14	5	-	-	-	30
7t. Hoard, Leroy (1996-99)	7	5	-	-	-	30
7t. Peterson, Adrian (2007-16)	5	5	-	-	-	30

FIELD GOALS (MIN. 10 MADE)

Player	G	Att.	Made	Pct.	Lg
1. Nelson, Chuck (1986-88)	5	11	10	.909	47
2. Cox, Fred (1963-77)	19	18	11	.611	44

VIKINGS PLAYOFF BIG DAYS

100 YARDS RUSHING

140	Robert Smith vs. Dal., 1/9/00
124	Robert Smith vs. Ari., 1/10/99
122	Adrian Peterson @ N.O., 1/24/10
118	Chuck Foreman vs. LA Rams, 12/26/76
114	Chuck Foreman vs. StL., 12/21/74
108	Dave Osborn vs. Cle., 1/4/70
105	Chuck Foreman vs. Was., 12/18/76
101	Brent McClanahan vs. Was., 12/18/76
	Chuck Foreman @ LA Rams, 12/26/77

250 YARDS PASSING

424	Jeff George @ StL., 1/16/00
331	Randall Cunningham @ S.F., 1/3/98
318	Case Keenum vs. N.O., 1/14/18
316	Daunte Culpepper @ Phi., 1/16/05
310	Brett Favre @ N.O., 1/24/10
302	Daunte Culpepper vs. N.O., 1/6/01
298	Wade Wilson @ S.F., 1/9/88
292	Warren Moon vs. Chi., 1/1/95
287	Joe Kapp @ Balt., 12/22/68
284	Daunte Culpepper @ G.B., 1/9/05
273	Kirk Cousins vs. NYG, 1/15/23
271	Case Keenum @ Phil., 1/21/18
266	Randall Cunningham vs. Atl., 1/17/99
255	Wade Wilson @ S.F., 1/1/89
253	Tommy Kramer vs. Atl., 1/9/83
253	Wade Wilson vs. LA Rams, 12/26/88
252	Tommy Kramer @ Was., 1/15/83

VIKINGS PLAYOFF LEADERS

100 YARDS RECEIVING

227	Anthony Carter @ S.F., 1/9/88
188	Randy Moss @ Stl., 1/16/00
159	Amp Lee vs. Chi., 1/1/95
149	Steve Jordan @ S.F., 1/6/90
141	Sidney Rice vs. Dal., 1/17/10
137	Stefon Diggs vs. N.O., 1/14/18
129	Adam Thielen @ N.O., 1/5/20
	T.J. Hockenson vs. NYG, 1/15/23
127	Randy Moss vs. Dal., 1/9/00
121	Randy Moss vs. N.O., 1/6/01
120	Gene Washington vs. Cle., 1/4/70
	Cris Carter, vs. N.O., 1/6/01
119	Marcus Robinson @ Phi., 1/19/05
114	Jake Reed @ S.F., 1/3/98
111	John Henderson vs. K.C., 1/11/70
	Cris Carter @ Stl., 1/16/00
102	Anthony Carter vs. LA Rams, 12/26/88
	Bernard Berrian @ N.O., 1/24/10

VIKINGS INDIVIDUAL PLAYOFF RECORDS

COACHES

PLAYOFF SEASONS

12	Bud Grant, 1968-71, 73-78, 80, 82
8	Dennis Green, 1992-94, 96-00
3	Mike Zimmer, 2015, '17, '19
	Jerry Burns, 1987-89
2	Brad Childress, 2008-09

CONSECUTIVE PLAYOFF SEASONS

6	Bud Grant, 1973-78
5	Dennis Green, 1996-00
4	Bud Grant, 1968-71
3	Dennis Green, 1992-94
	Jerry Burns, 1987-89
2	Brad Childress, 2008-09

PLAYOFF WINS

10	Bud Grant (10-12)
4	Dennis Green (4-8)
3	Jerry Burns (3-3)
2	Mike Zimmer (2-3)

SERVICE

MOST SEASONS

11	Ron Yary, 1968-71, 1973-78, 80
10	Carl Eller, 1968-71, 1973-78
	Wally Hilgenberg, 1968-71, 1973-78
	Paul Krause, 1968-71, 1973-78
	Jim Marshall, 1968-71, 1973-78
	Mick Tingelhoff, 1968-71, 1973-78

MOST GAMES PLAYED

20	Ron Yary, 1968-81
19	Carl Eller, 1964-78
	Wally Hilgenberg, 1968-79
	Paul Krause, 1968-79
	Jim Marshall, 1968-79
	Mick Tingelhoff, 1968-78

MOST CONSECUTIVE GAMES PLAYED

20	Ron Yary, 1968-80
19	Wally Hilgenberg, 1968-78
	Jim Marshall, 1968-78
	Mick Tingelhoff, 1968-78
18	Carl Eller, 1968-78
	Paul Krause, 1968-78

MOST GAMES STARTED

19	Jim Marshall, 1968-79
	Mick Tingelhoff, 1968-78
	Carl Eller, 1968-78
	Paul Krause, 1968-79

MOST CONSECUTIVE GAMES STARTED

19	Carl Eller, 1968-78
	Jim Marshall, 1968-79
	Mick Tingelhoff, 1968-78
	Paul Krause, 1968-79

SCORING

TOTAL POINTS

18	Adrian Peterson @ N.O., 1/24/10
	Sidney Rice vs. Dal., 1/17/10
	Leroy Hoard vs. Ari., 1/10/99
	Chuck Nelson @ S.F., 1/9/88

TOUCHDOWNS

3	Adrian Peterson @ N.O., 1/24/10 (3 rush)
---	--

Sidney Rice vs. Dal., 1/17/10 (3 pass)
Leroy Hoard vs. Ari., 1/10/99 (2 rush, 1 pass)

RETURN TOUCHDOWNS

1	Paul Krause vs. S.F., 12/27/70 (22t FR)
	Bobby Bryant vs. Dall., 12/30/73 (63t INT)
	Nate Wright vs. St. L., 12/21/74 (20t FR)
	Terry Brown vs. Pitt., 1/12/75 (0t BP)
	Bobby Bryant vs. LA R, 12/26/76 (90t BFG)
	Anthony Carter vs. N.O., 1/3/88 (84t PR)
	Reggie Rutland vs. S.F., 1/9/88 (45t INT)

SAFETIES

1	Carl Eller vs. LA Rams, 12/27/69
	Alan Page vs. Dall., 12/25/71
	Team vs. Phil., 1/3/81

FIELD GOALS MADE

5	Chuck Nelson @ S.F., 1/9/88
3	Rick Danmeier vs. Atl., 1/9/83
	Chuck Nelson @ N.O., 1/3/88
	Eddie Murray @ NYG, 12/27/97
	Blair Walsh vs. Sea., 1/10/16

LONGEST FIELD GOAL

53	Kai Forbath vs. N.O., 1/14/18
52	Fuad Reveiz @ NYG, 1/9/94
49	Kai Forbath vs. N.O., 1/14/18

FIELD GOALS ATTEMPTED

5	Chuck Nelson @ S.F., 1/9/88 (5 FG)
---	------------------------------------

EXTRA POINTS ATTEMPTED-MADE

5-5	Fred Cox vs. Wash., 12/18/76
	Chuck Nelson @ N.O., 1/3/88
	Gary Anderson vs. Ari., 1/10/99

RUSHING

YARDS

140	Robert Smith vs. Dal., 1/9/00
124	Robert Smith vs. Ari., 1/10/99
122	Adrian Peterson @ N.O., 1/24/10

RUSHING ATTEMPTS

31	Chuck Foreman @ LA Rams, 12/26/77
28	Robert Smith vs. Dall., 1/9/00
	Dalvin Cook @ N.O., 1/5/20

TOUCHDOWNS RUSHING

3	Adrian Peterson @ N.O., 1/24/10
2	Dave Osborn vs. LA Rams, 12/27/69
	Chuck Foreman vs. Was., 12/18/76
	Alfred Anderson vs. LA Rams, 12/26/88
	Leroy Hoard vs. Ari., 1/10/99
	Adrian Peterson vs. Phi., 1/4/09
	Dalvin Cook @ N.O., 1/5/20

RUSHING AVERAGE (MIN. 10 ATTEMPTS)

7.9	Chuck Foreman vs. LA Rams, 12/26/76 (15-118)
6.5	Robert Smith vs. Ari., 1/10/99 (19-124)
6.0	Dave Osborn vs. Cle., 1/4/70 (18-108)

LONGEST RUN

62	Chuck Foreman vs. LA Rams, 12/26/76
46	Oscar Reed vs. Was., 12/22/73
41	Brent McClanahan vs. Was., 12/18/76
40t	Adrian Peterson vs. Phi., 1/4/09 (td)
30t	Chuck Foreman vs. Was., 12/18/76 (td)
30	Daunte Culpepper vs. N.O., 1/6/01

PASSING

PASSING YARDS

424	Jeff George @ Stl., 1/16/00
331	Randall Cunningham @ S.F., 1/3/98
318	Case Keenum vs. N.O., 1/14/18
316	Daunte Culpepper @ Phi., 1/16/05
310	Brett Favre @ N.O., 1/24/10
302	Daunte Culpepper vs. N.O., 1/6/01

PASS ATTEMPTS

52	Warren Moon vs. Chi., 1/1/95
48	Randall Cunningham vs. Atl., 1/17/99

PASS COMPLETIONS

31	Kirk Cousins vs. NYG, 1/15/23
29	Warren Moon vs. Chi., 1/1/95
	Randall Cunningham vs. Atl., 1/17/99
	Jeff George @ Stl., 1/16/00

TOUCHDOWN PASSES

4	Jeff George @ Stl., 1/16/00
	Daunte Culpepper @ G.B., 1/9/05
	Brett Favre vs. Dal., 1/17/10
3	Fran Tarkenton vs. Was., 12/18/76
	Randall Cunningham @ S.F., 1/3/98
	Randall Cunningham vs. Ari., 1/10/99
	Jeff George vs. Dal., 1/9/00
	Daunte Culpepper vs. N.O., 1/6/01

LOWEST INTERCEPTION PERCENTAGE (ATTEMPTS)

0.0	Randall Cunningham vs. Atl., 1/17/99 (48)
	Tommy Kramer @ Wash., 1/15/83 (39)
	Kirk Cousins @ N.O., 1/5/20 (31)

PASSES HAD INTERCEPTED

5	Tommy Kramer @ Phi., 1/3/81
---	-----------------------------

COMPLETION PERCENTAGE (MIN. 20 ATTEMPTS)

72.4	Kirk Cousins @ S.F., 1/11/20 (21-29)
70.8	Teddy Bridgewater vs. Sea., 1/10/16 (17-24)
65.5	Daunte Culpepper @ G.B., 1/9/05 (19-29)

PASSER RATING (MIN. 20 ATTEMPTS)

137.1	Daunte Culpepper @ G.B., 1/9/05
134.4	Brett Favre vs. Dall., 1/17/10
120.6	Wade Wilson @ N.O., 1/3/88
	Daunte Culpepper vs. N.O., 1/6/01

LONGEST COMPLETION

75	Joe Kapp to Gene Washington vs. Cle., 1/4/70, (td)
68	Daunte Culpepper to Randy Moss vs. N.O., 1/6/01 (td)
	Daunte Culpepper to Moe Williams @ G.B., 1/9/05 (td)
66	Randall Cunningham to Cris Carter @ S.F., 1/3/98

MOST TIMES SACKED

8	Wade Wilson @ Was., 1/17/88
---	-----------------------------

VIKINGS INDIVIDUAL PLAYOFF RECORDS

PASS RECEIVING

RECEPTIONS

11	Amp Lee vs. Chi., 1/1/95
	Jerick McKinnon @ Phil., 1/21/18
10	Anthony Carter @ S.F., 1/9/88
	T.J. Hockenson vs. NYG, 1/15/23
9	Steve Jordan @ S.F., 1/6/90
	Randy Moss @ St. L., 1/16/00
	Bernard Berrian @ N.O., 1/24/10

RECEIVING YARDS

227	Anthony Carter @ S.F., 1/9/88
188	Randy Moss @ StL., 1/16/00
159	Amp Lee vs. Chi., 1/1/95
149	Steve Jordan @ S.F., 1/6/90
141	Sidney Rice vs. Dall., 1/17/10

TOUCHDOWNS RECEIVING

3	Sidney Rice vs. Dal., 1/17/10
2	John Gilliam vs. Was., 12/22/73
	John Gilliam vs. StL., 12/21/74
	Sammy White vs. Was., 12/18/76
	Cris Carter @ S.F., 1/3/98
	Randy Moss @ StL., 1/16/00
	Randy Moss vs. N.O., 1/6/01
	Randy Moss @ G.B., 1/9/05

RUSHING-RECEIVING

YARDS

257	Anthony Carter @ S.F., 1/9/88, (ru-30, re-227)
199	Chuck Foreman @ LA Rams, 12/26/77, (ru-118, re-81)
198	Robert Smith vs. Dal., 1/9/00, (ru-140, re-58)

COMBINED YARDAGE

YARDS

278	Anthony Carter @ S.F., 1/9/88 (ru-30, re-227, rt-21)
222	Anthony Carter @ N.O., 1/3/88 (ru-0, re-79, rt-143)

PUNTING

PUNTS

10	Bucky Scribner @ Was., 1/17/88
----	--------------------------------

PUNT AVERAGE (MIN. 4 PUNTS)

50.8	Mitch Berger vs. Atl., 1/17/99 (4-203)
49.7	Britton Colquitt @ N.O., 1/5/20 (6-298)

LONGEST PUNT

63	Mitch Berger vs. Atl., 1/17/99
61	3 times, last Britton Colquitt @ S.F., 1/11/20

PUNT RETURNS

PUNT RETURNS

6	Anthony Carter @ N.O., 1/3/88
5	Rufus Bess vs. Atl., 1/9/83

PUNT RETURN YARDAGE

143	Anthony Carter @ N.O., 1/3/88
65	Rufus Bess vs. Atl., 1/9/83

LONGEST PUNT RETURN

84	Anthony Carter @ N.O., 1/3/88 (td)
26	Anthony Carter @ Was., 1/17/88

PUNT RETURN AVERAGE (3 RETURNS)

23.8	Anthony Carter @ N.O., 1/3/88, (6-143)
14.3	Anthony Carter @ Wash., 1/17/88, (4-57)

FAIR CATCHES

5	Bobby Bryant vs. S.F., 12/27/70
	Marcus Sherels @ G.B., 1/5/13

KICKOFF RETURNS

KICKOFF RETURNS

7	Robert Tate @ StL., 1/16/00
---	-----------------------------

KICKOFF RETURN YARDAGE

151	Robert Tate @ StL., 1/16/00
148	Ameer Abdulllah @ S.F., 1/11/20

LONGEST KICKOFF RETURN

61	Clinton Jones vs. Dal., 12/25/71
58	Robert Smith vs. Chi., 1/1/95

KICKOFF RETURN AVERAGE (3 RETURNS)

29.6	Ameer Abdullah @ S.F., 1/11/20, (5-148)
------	---

BLOCKED KICKS

CAREER

3	Matt Blair, 1974-82
2	Carl Eller, 1968-78

GAME

1	Carl Eller vs. S.F., 12/27/70 (FG)
	Matt Blair vs. Pitt., (SB IX) 1/12/75 (Punt)
	Nate Allen vs. LA Rams, 12/26/76 (FG)
	Matt Blair vs. LA Rams, 12/26/76 (Punt)
	Fred McNeill vs. Oak., (SB XI) 1/9/77 (Punt)
	Carl Eller @ Dallas, 1/1/78 (PAT)
	Scott Studwell @ LA Rams, 12/31/78 (Punt)
	Matt Blair @ Phil., 1/3/81 (FG)

INTERCEPTIONS

INTERCEPTIONS

2	Bobby Bryant @ Dal., 12/30/73
	Bobby Bryant vs. LA Rams, 12/26/76
	John Turner vs. Atl., 1/9/83
	Joey Browner vs. LA Rams, 12/26/88
	Robert Griffith vs. Ari., 1/10/99

INTERCEPTION RETURN YARDAGE

63	Bobby Bryant @ Dal., 12/30/73
46	Robert Griffith vs. Ariz., 1/10/99

LONGEST INTERCEPTION RETURN

63t	Bobby Bryant @ Dal., 12/30/73
45t	Reggie Rutland @ S.F., 1/9/88
31	Robert Griffith vs. Ariz., 1/10/99
30	Steve Freeman @ N.O., 1/3/88
	Anthony Harris @ N.O., 1/5/20

PASSES DEFENSED

CAREER

12	Bobby Bryant
11	Carl Lee
8	Paul Krause

SEASON

6	Jackie Wallace, 1974
	Corey Fuller, 1998
	Bobby Bryant, 1976

GAME

5	Carl Lee vs. LA Rams, 12/26/88
4	Corey Fuller vs. Atl., 1/1/99
	Jackie Wallace vs. Pitt. (SB IX), 1/12/75

FUMBLE RECOVERIES

GAME

2	Paul Krause vs. S.F., 12/27/70
	Gary Larsen @ Dall., 12/20/73
	Matt Blair vs. LA Rams, 12/26/76

LONGEST FUMBLE RETURN (ALL TDS)

22	Paul Krause vs. S.F., 12/27/70
20	Nate Wright vs. StL., 12/21/74

TACKLES

CAREER TOTAL (SOLOS AND ASSISTS)

129	Jeff Siemon
123	Wally Hilgenberg
112	Alan Page

SEASON TOTAL (SOLOS AND ASSISTS)

34	Jeff Siemon, 1974
32	Joey Browner, 1987
28	Roy Winston, 1969
	Jeff Siemon, 1976

GAME TOTAL (SOLOS AND ASSISTS)

17	Jeff Siemon vs. Oak., 1/9/77
16	Wally Hilgenberg vs. Dal., 12/28/75
	Jeff Siemon @ Phi., 1/3/81

SPECIAL TEAMS TACKLES

CAREER (SOLOS AND ASSISTS)

10	Harold Morrow
9	Moe Williams
	Ray Berry

SEASON (SOLOS AND ASSISTS)

8	Lemanski Hall, 2000
6	Ray Berry, 1987

GAME (SOLOS AND ASSISTS)

5	Lemanski Hall vs. N.O., 1/6/01
4	Nate Allen vs. Wash., 12/18/76
3	Jim Nelson vs. N.O., 1/6/01
	Lemanski Hall @ NYG, 1/14/01

SACKS

CAREER

10.5	Carl Eller (1964-78)
8.5	Alan Page (1967-78)
7.5	Jim Marshall (1961-79)
4.5	Everson Griffen (2010-19)

SEASON

4.0	Ray Edwards, 2009
3.0	Bob Lurtsema, 1974
	Carl Eller, 1975
	Chris Doleman, 1987

VIKINGS INDIVIDUAL PLAYOFF RECORDS

GAME

3.0 Carl Eller vs. Dal., 12/28/75
2.0 Ray Edwards vs. Dal., 1/17/10
Carl Eller vs. LA Rams, 12/27/69
Alan Page vs. Dal., 12/25/71
Carl Eller vs. LA Rams, 12/26/76
Jim Marshall @ Dal., 1/1/78
Chris Doleman @ S.F., 1/9/88
Jason Fisk vs. Atl., 1/17/99
Jared Allen vs. Phi., 1/4/09

VIKINGS TEAM PLAYOFF RECORDS

SCORING

MOST POINTS

44 @ N.O., 1/3/88, 44-10 W

FEWEST POINTS

0 @ NYG, 1/14/01, 0-41 L

OPPONENT/MOST POINTS

49 @ Stl., 1/16/00, 37-49 L

OPPONENT/FEWEST POINTS

3 Dal., 1/27/10, 34-3 W

MOST DECISIVE WIN

34 @ N.O., 1/3/88, 44-10

MOST DECISIVE LOSS

41 @ NYG, 1/14/01, 0-41

MOST POINTS COMBINED

86 @ Stl., 1/16/00, 37-49 L

62 vs. Ari., 1/10/99, 41-21 W

MOST POINTS OVERCOME TO WIN GAME

16 @ NYG, 12/27/97, 23-22 W

10 vs. LA Rams, 12/27/69, 23-20 W

8 vs. Atl., 1/9/83, 30-24 W

FIRST DOWNS

MOST FIRST DOWNS

31 @ N.O., 1/24/10

28 @ N.O., 1/3/88

FEWEST FIRST DOWNS

7 @ S.F., 1/11/20

9 vs. Pit., 1/12/75

@ NYG, 1/14/01

MOST FIRST DOWNS, OPPONENT

31 @ S.F., 1/3/98

@ NYG, 1/14/01

FEWEST FIRST DOWNS, OPPONENT

9 @ Dal., 12/30/73

@ N.O., 1/3/88

@ NYG, 1/14/01

MOST FIRST DOWNS, RUSHING

14 @ Dal., 12/30/73

@ N.O., 1/3/88

MOST FIRST DOWNS, RUSHING, OPPONENT

16 @ Dal., 12/28/96

MOST FIRST DOWNS, PASSING

20 @ Stl., 1/16/00

19 vs. Atl., 1/17/99

MOST FIRST DOWNS, PASSING, OPPONENT

19 @ NYG, 1/14/01

MOST FIRST DOWNS, PENALTY

5 vs. N.O., 1/14/18

4 vs. Atl., 1/9/83

@ N.O., 1/24/10

vs. Sea., 1/10/16

MOST FIRST DOWNS, PENALTY, OPPONENT

5 @ S.F., 1/3/98

vs. Ari., 1/10/99

FEWEST FIRST DOWNS, RUSHING

0 @ S.F., 1/11/20

2 vs. K.C., 1/11/70

vs. Oak., 1/9/77

@ LA Rams, 12/31/78

@ S.F., 1/3/98

@ NYG, 1/14/01

FEWEST FIRST DOWNS, RUSHING, OPPONENT

0 @ N.O., 1/3/88

FEWEST FIRST DOWNS, PASSING

4 vs. Pit., 1/12/75

@ LA Rams, 12/26/77

vs. Was., 1/2/93

FEWEST FIRST DOWNS, PASSING, OPPONENT

4 vs. Mia., 1/13/74

@ Was., 1/17/88

TOTAL YARDS

MOST NET YARDS GAINED

476 @ Stl., 1/16/00

475 @ N.O., 1/24/10

429 vs. N.O., 1/6/01

FEWEST NET YARDS GAINED

114 @ NYG, 1/14/01

123 vs. Pit., 1/12/75

MOST NET YARDS GAINED, OPPONENT

518 @ NYG, 1/14/01

FEWEST NET YARDS GAINED, OPPONENT

149 @ N.O., 1/3/88

RUSHING

MOST YARDS RUSHING

222 vs. Cle., 1/4/70

210 @ N.O., 1/3/88

FEWEST YARDS RUSHING

21 vs. Pit., 1/12/75

@ S.F., 1/11/20

MOST YARDS RUSHING, OPPONENT

255 @ Dal., 12/28/96

FEWEST YARDS RUSHING, OPPONENT

31 @ Stl., 1/16/00

50 @ Bal., 12/22/68

PASSING

MOST NET YARDS PASSING

389 @ Stl., 1/16/00

340 vs. Chi., 1/1/95

FEWEST NET YARDS PASSING

45 @ LA Rams, 12/26/77

MOST NET YARDS PASSING, OPPONENT

380 @ NYG, 1/14/01

FEWEST NET YARDS PASSING, OPPONENT

63 @ Dal., 12/30/73

vs. Mia., 1/13/74

MOST PASS ATTEMPTS

61 vs. Chi., 1/1/95

50 @ Stl., 1/16/00

FEWEST PASS ATTEMPTS

10 @ LA Rams, 12/26/77

13 vs. Cle., 1/4/70

MOST PASS ATTEMPTS, OPPONENT

48 vs. N.O., 1/6/01

45 vs. LA Rams, 12/26/88

FEWEST PASS ATTEMPTS, OPPONENT

7 vs. Mia., 1/13/74

MOST PASS COMPLETIONS

33 vs. Chi., 1/1/95

29 vs. Atl., 1/17/99

@ Stl., 1/16/00

FEWEST PASS COMPLETIONS

5 @ LA Rams, 12/26/77

6 vs. Was., 1/2/93

MOST COMPLETIONS, OPPONENT

30 vs. N.O., 1/6/01

29 @ NYG, 1/14/01

FEWEST COMPLETIONS, OPPONENT

6 vs. Mia., 1/13/74

MOST QB SACKS

6 vs. Mia., 1/13/74

MOST QB SACKS, OPPONENT

8 @ Was., 1/17/88

INTERCEPTIONS

MOST PASSES INTERCEPTED

4 @ Dal., 12/30/73

@ N.O., 1/3/88

@ G.B., 1/9/05

MOST PASSES INTERCEPTED, OPPONENT

5 @ Phi., 1/3/81

PENALTIES

MOST PENALTIES

11 vs. Chi., 1/1/95

FEWEST PENALTIES

1 vs. S.F., 12/27/70

@ S.F., 1/11/20

MOST PENALTIES, OPPONENT

13 vs. Ari., 1/10/99

FEWEST PENALTIES, OPPONENT

0 vs. Was., 12/22/73

MOST YARDS PENALIZED

108 @ Phi., 1/16/05

FEWEST YARDS PENALIZED

5 vs. S.F., 12/27/70

MOST YARDS PENALIZED, OPPONENT

107 vs. Pit., 1/12/75

VIKINGS TEAM PLAYOFF RECORDS

PUNTING

MOST PUNTS

10 @ Was., 1/17/88

FEWEST PUNTS

1 vs. Ari., 1/10/99

MOST PUNTS, OPPONENT

8 vs. S.F., 12/27/70

@ Dal., 1/1/78

@ Was., 1/17/88

@ G.B., 1/5/13

FEWEST PUNTS, OPPONENT

1 @ Dal., 12/28/96

@ NYG, 1/14/01

HIGHEST AVERAGE (4 PUNTS)

50.8 vs. Atl., 1/17/99

HIGHEST AVERAGE (4 PUNTS), OPPONENT

51.3 @ N.O., 1/24/10

PUNT RETURNS

MOST PUNT RETURNS

6 @ N.O., 1/3/88

MOST PUNT RETURN YARDS

143 @ N.O., 1/3/88

MOST PUNT RETURNS, OPPONENT

7 vs. LA Rams, 12/26/76

MOST PUNT RETURN YARDS, OPPONENT

109 vs. Phi., 1/4/09

KICKOFF RETURNS

MOST KICKOFF RETURNS

8 @ Dal., 12/28/96

@ Stl., 1/16/00

@ NYG, 1/14/01

MOST KICKOFF RETURN YARDS

174 @ Stl., 1/16/00

MOST KICKOFF RETURNS, OPPONENT

8 @ Was., 1/9/88

MOST KICKOFF RETURN YARDS, OPPONENT

183 @ N.O., 1/24/10

FUMBLES

MOST FUMBLES

6 @ N.O., 1/24/10

MOST FUMBLES LOST

4 @ Dal., 12/28/96

MOST FUMBLES, OPPONENT

5 vs. S.F., 12/27/70

MOST FUMBLES LOST, OPPONENT

3 vs. S.F., 12/27/70

vs. LA Rams, 12/29/74

PLAYOFF RESULTS

1968 (8-6 Regular Season, NFL Central Champions)

Western Conference Championship
at Baltimore (60,238) 12/22/68.....14-24 L

1969 (12-2 Regular Season, NFL Central Champions)

Western Conference Championship
vs. L.A. Rams (47,900) 12/27/6923-20 W
NFL Championship
vs. Cleveland (47,900)1/4/70..... 27-7 W
Super Bowl IV (New Orleans, LA)
vs. Kansas City (80,562) 1/11/70..... 7-23 L

1970 (12-2 Regular Season, NFC Central Champions)

NFC Divisional Playoffs
vs. San Francisco (46,050) 12/27/70..... 14-17 L

1971 (11-3 Regular Season, NFC Central Champions)

NFC Divisional Playoffs
vs. Dallas (49,100)12/25/71.....12-20 L

1973 (12-2 Regular Season, NFC Central Champions)

NFC Divisional Playoffs
vs. Washington (46,409) 12/22/7327-20 W
NFL Championship Game
at Dallas (60,272)12/30/73..... 27-10 W
Super Bowl VIII (Houston, TX)
vs. Miami (68,142) 1/13/74..... 7-24 L

1974 (10-4 Regular Season, NFC Central Champions)

NFC Divisional Playoffs
vs. St. Louis (44,626) . 12/21/74.....30-14 W
NFL Championship Game
vs. L.A. Rams (47,404) 12/29/74..... 14-10 W
Super Bowl IX (New Orleans, LA)
vs. Pittsburgh (80,997) .1/12/75.....6-16 L

1975 (12-2 Regular Season, NFC Central Champions)

NFC Divisional Playoffs
vs. Dallas (46,425)12/28/75..... 14-17 L

1976 (11-2-1 Regular Season, NFC Central Champions)

NFC Divisional Playoffs
vs. Washington (47,221) 12/18/76.....35-20 W
NFL Championship Game
vs. L.A. Rams (47,191) 12/26/76..... 24-13 W
Super Bowl XI (Pasadena, CA)
vs. Oakland (103,438) 1/9/77.....14-32 L

1977 (9-5 Regular Season, NFC Central Champions)

NFC Divisional Playoffs
at L.A. Rams (62,538) 12/26/77..... 14-7 W
NFL Championship Game
at Dallas (61,968) 1/1/78..... 6-23 L

1978 (8-7-1 Regular Season, NFC Central Champions)

NFC Divisional Playoffs
at L.A. Rams (69,631) 12/31/78..... 10-34 L

1980 (9-7 Regular Season, NFC Central Champions)

NFC Divisional Playoffs
at Philadelphia (68,434) 1/3/81..... 16-31 L

1982 (5-4 Regular Season, Strike-Shortened Season)

NFC First-Round Playoffs.....
vs. Atlanta (60,560) 1/9/83..... 30-24 W
NFL Second-Round Playoffs
at Washington (54, 593) 1/15/83.....7-21 L

1987 (8-7 Regular Season, NFC Central Runner-Up)

NFC First-Round Playoffs
at New Orleans (68,127) 1/3/88.....44-10 W
NFL Divisional Playoffs
at San Francisco (62,547) 1/9/8836-24 W
NFL Championship Game
at Washington (55,212) 1/17/88..... 10-17 L

1988 (11-5 Regular Season, NFC Central Runner-Up)

NFC First-Round Playoffs
vs. L.A. Rams (57,666) 12/26/88 28-17 W
NFL Divisional Playoffs
at San Francisco (61,848) 1/1/89 9-34 L

1989 (10-6 Regular Season, NFC Central Champions)

NFC Divisional Playoffs
at San Francisco (64,585) 1/6/90 13-41 L

1992 (11-5 Regular Season, NFC Central Champions)

NFC First-Round Playoffs
vs. Washington (57,353) 1/2/93..... 7-24 L

1993 (9-7 Regular Season, NFC Central Runner-Up)

NFC First-Round Playoffs
at N.Y. Giants (75,089) . 1/9/94..... 10-17 L

1994 (10-6 Regular Season, NFC Central Champions)

NFC First-Round Playoffs
vs. Chicago (60,347) 1/1/95.....18-35 L

1996 (9-7 Regular Season, NFC Central runner-up)

NFC First-Round Playoffs
at Dallas (64,682)12/28/96..... 15-40 L

1997 (9-7 Regular Season, NFC Central Fourth place)

NFC First-Round Playoffs
at N.Y. Giants (77,710) 12/27/97.....23-22 W
NFL Divisional Playoffs
at San Francisco (65,018) 1/3/98..... 22-38 L

1998 (15-1 Regular Season, NFC Central Champions)

NFC Divisional Playoffs
vs. Arizona (63, 760) 1/10/99.....41-21 W
NFL Championship
vs. Atlanta (64,060) 1/17/99....27-30 L (OT)

1999 (10-6 Regular Season, NFC Central Runner-Up)

NFC First-Round Playoffs
vs. Dallas (64,056) 1/9/00..... 27-10 W
NFL Divisional Playoffs
at St. Louis (66,194) 1/16/00..... 37-49 L

2000 (11-5 Regular Season, NFC Central Champions)

NFC Divisional Playoffs
vs. New Orleans (63,881) 1/6/01..... 34-16 W
NFL Championship
at NY Giants (79,310) 1/14/01..... 0-41 L

2004 (8-8 Regular Season, NFC North Runner-Up)

NFC First-Round Playoffs
at Green Bay (71,075) 1/9/05..... 31-17 W
NFL Divisional Playoffs
at Philadelphia (67,222) 1/16/05.....14-27 L

2008 (10-6 Regular Season, NFC North Champions)

NFC First-Round Playoffs
vs. Philadelphia (61,746) 1/4/09.....14-26 L

2009 (12-4 Regular Season, NFC North Champions)

NFC Divisional Playoffs
vs. Dallas (63,547).....1/17/10.....34-3 W
NFL Championship
at New Orleans (71,276) 1/24/10.... 28-31 L (OT)

2012 (10-6 Regular Season, NFC North Runner-Up)

NFC First-Round Playoffs
at Green Bay (71,548)..... 1/5/13..... 10-24 L

2015 (11-5 Regular Season, NFC North Champions)

NFC First-Round Playoffs
vs. Seattle (52,090)1/10/16..... 9-10 L

2017 (13-3 Regular Season, NFC North Champions)

NFC Divisional Playoffs
vs. New Orleans (66,612)1/14/18.....29-24 W
NFL Championship
at Philadelphia (69,596) 1/21/18..... 7-38 L

2019 (10-6 Regular Season, NFC North Runner-Up)

NFC First-Round Playoffs
at New Orleans (73,308) 1/5/20..26-20 W (OT)
NFL Divisional Playoffs
at San Francisco (71,649)1/11/2010-27 L

2022 (13-4 Regular Season, NFC North Champions)

NFC First-Round Playoffs
vs. NY Giants (66,721) ... 1/15/23.....24-31 L

THE LAST TIME - PLAYOFFS

BY VIKINGS	PASSING	BY OPPONENT
* Never Has Happened *	500 YARDS PASSING	* Never Has Happened *
48 att., Case Keenum @ Philadelphia, 01/21/18	40+ PASS ATTEMPTS	40 att., Drew Brees vs. New Orleans, 01/14/18
50 att., Jeff George @ St. Louis, 01/16/00	50+ PASS ATTEMPTS	* Never Has Happened *
423 yards, Jeff George @ St. Louis, 01/16/00	400 YARDS PASSING	* Never Has Happened *
318 yards, Case Keenum vs. New Orleans, 01/14/18	300 YARDS PASSING	301 yards, Daniel Jones vs. N.Y. Giants, 01/15/23
* Never Has Happened *	SIX TOUCHDOWN PASSES	* Never Has Happened *
* Never Has Happened *	SEVEN TOUCHDOWN PASSES	* Never Has Happened *
* Never Has Happened *	FIVE+ TOUCHDOWN PASSES	5 tds, Kerry Collins @ N.Y. Giants, 01/14/01
* Never Has Happened *	FIVE TOUCHDOWN PASSES	5 tds, Kerry Collins @ N.Y. Giants, 01/14/01
4 tds, Brett Favre: (47, 16, 45, 11) vs. Dallas, 01/17/10	FOUR TOUCHDOWN PASSES	* Never Has Happened *
3 tds, Daunte Culpepper vs. New Orleans, 01/06/01	THREE TOUCHDOWN PASSES	3 tds, Nick Foles: (53, 41, 5) @ Philadelphia, 01/21/18
* Never Has Happened *	FOUR OR MORE INTERCEPTION GAME	* Never Has Happened *
* Never Has Happened *	THREE INTERCEPTION GAME	* Never Has Happened *
* Never Has Happened *	TWO INTERCEPTION GAME	* Never Has Happened *
* Never Has Happened *	SEVEN+ INTERCEPTIONS THROWN	* Never Has Happened *
* Never Has Happened *	SIX INTERCEPTIONS THROWN	* Never Has Happened *
* Never Has Happened *	FIVE INTERCEPTIONS THROWN	* Never Has Happened *
* Never Has Happened *	FOUR INTERCEPTIONS THROWN	4 ints, Brett Favre @ Green Bay, 01/09/05
3 ints, Daunte Culpepper @ N.Y. Giants, 01/14/01	THREE INTERCEPTIONS THROWN	* Never Has Happened *
2 ints, Case Keenum @ Philadelphia, 01/21/18	TWO INTERCEPTIONS THROWN	2 ints, Drew Brees vs. New Orleans, 01/14/18
RUSHING		
* Never Has Happened *	300 YARDS RUSHING	* Never Has Happened *
* Never Has Happened *	200+ YARDS RUSHING	* Never Has Happened *
* Never Has Happened *	200 YARDS RUSHING	* Never Has Happened *
* Never Has Happened *	150-199 YARDS RUSHING	* Never Has Happened *
122 yards, Adrian Peterson @ New Orleans, 01/24/10	100 YARDS RUSHING	105 yards, Tevin Coleman @ San Francisco, 01/11/20
122 yards, Adrian Peterson @ New Orleans, 01/24/10	100-149 YARDS RUSHING	105 yards, Tevin Coleman @ San Francisco, 01/11/20
* Never Has Happened *	TWO 100-YARD RUSHERS	* Never Has Happened *
* Never Has Happened *	FIVE TOUCHDOWNS RUSHING	* Never Has Happened *
* Never Has Happened *	FOUR TOUCHDOWNS RUSHING	* Never Has Happened *
3 tds, Adrian Peterson: (19, 1, 2) @ New Orleans, 01/24/10	THREE TOUCHDOWNS RUSHING	* Never Has Happened *
2 tds, Dalvin Cook: (5, 1) @ New Orleans, 01/05/20	TWO TOUCHDOWNS RUSHING	2 tds, Saquon Barkley: (28, 2) vs. N.Y. Giants, 01/15/23
* Never Has Happened *	TWO PLAYERS WITH TWO TD RUSHING	* Never Has Happened *
* Never Has Happened *	THREE PLAYERS WITH ONE TD RUSHING	* Never Has Happened *
* Never Has Happened *	150 YARDS RUSHING	* Never Has Happened *
* Never Has Happened *	30+ RUSHING ATTEMPTS	* Never Has Happened *
60 yards, Dalvin Cook vs. N.Y. Giants, 01/15/23	50-74 YARD RUSHING	53 yards, Saquon Barkley vs. N.Y. Giants, 01/15/23
94 yards, Dalvin Cook @ New Orleans, 01/05/20	75+ YARD RUSHING	78 yards, Daniel Jones vs. N.Y. Giants, 01/15/23
* Never Has Happened *	30-39 RUSHING ATTEMPTS	* Never Has Happened *
* Never Has Happened *	40+ RUSHING ATTEMPTS	* Never Has Happened *
* Never Has Happened *	400 YARDS RUSHING (TEAM)	* Never Has Happened *
* Never Has Happened *	300 YARDS RUSHING (TEAM)	* Never Has Happened *

THE LAST TIME - PLAYOFFS

* Never Has Happened *	200 YARDS RUSHING (TEAM)	* Never Has Happened *
* Never Has Happened *	200-299 YARDS RUSHING (TEAM)	* Never Has Happened *
* Never Has Happened *	200+ YARDS RUSHING (TEAM)	* Never Has Happened *
* Never Has Happened *	300+ YARDS RUSHING (TEAM)	* Never Has Happened *

RECEIVING

188 yards/106 yards, Randy Moss/Cris Carter @ St. Louis, 01/16/00	TWO 100-YARD RECEIVERS	* Never Has Happened *
* Never Has Happened *	200 YARDS RECEIVING	* Never Has Happened *
129 yards, T.J. Hockenson vs. N.Y. Giants, 01/15/23	100 YARDS RECEIVING	105 yards, Isaiah Hodgins vs. N.Y. Giants, 01/15/23
* Never Has Happened *	FOUR TOUCHDOWN RECEPTIONS	* Never Has Happened *
* Never Has Happened *	FIVE TOUCHDOWN RECEPTIONS	* Never Has Happened *
3 tds, Sidney Rice: (47, 16, 45) vs. Dallas, 01/17/10	THREE TOUCHDOWN RECEPTIONS	* Never Has Happened *
2 tds, Randy Moss: (20, 34) @ Green Bay, 01/09/05	TWO TOUCHDOWN RECEPTIONS	2 tds, Alshon Jeffery: (53, 5) @ Philadelphia, 01/21/18
* Never Has Happened *	TWO PLAYERS WITH TWO TD RECEPTIONS	* Never Has Happened *
188 yards, Randy Moss @ St. Louis, 01/16/00	150 YARDS RECEIVING	163 yards, Raghbir Ismail vs. Dallas, 01/09/00
10 , T.J. Hockenson vs. N.Y. Giants, 01/15/23	10 OR MORE RECEPTIONS	10 , Jason Witten vs. Dallas, 01/17/10
129 yards, T.J. Hockenson vs. N.Y. Giants, 01/15/23	100-149 YARDS RECEIVING	105 yards, Isaiah Hodgins vs. N.Y. Giants, 01/15/23
188 yards, Randy Moss @ St. Louis, 01/16/00	150-199 YARDS RECEIVING	155 yards, Ike Hilliard @ N.Y. Giants, 01/14/01
* Never Has Happened *	200-299 YARDS RECEIVING	* Never Has Happened *
* Never Has Happened *	300+ YARDS RECEIVING	* Never Has Happened *

COMBINED YARDS

122 yards/310 yards, Adrian Peterson/Brett Favre @ New Orleans, 01/24/10	100-YARD RUSHER AND 300-YARD PASSER	* Never Has Happened *
137 yards/318 yards, Stefon Diggs/Case Keenum vs. New Orleans, 01/14/18	100-YARD RECEIVER AND 300-YARD PASSER	105 yards/301 yards, Isaiah Hodgins/Daniel Jones vs. N.Y. Giants, 01/15/23
122 yards/102 yards, Adrian Peterson/Bernard Berrian @ New Orleans, 01/24/10	100-YARD RUSHER AND 100-YARD RECEIVER	* Never Has Happened *
122 yards/310 yards/102 yards, Adrian Peterson/Brett Favre Bernard Berrian @ New Orleans, 01/24/10	100-YARD RUSHER, 300-YARD PASSER, 100-YARD RECEIVER	* Never Has Happened *
* Never Has Happened *	100-YARD RUSHER/TWO 100-YARD RECEIVERS	* Never Has Happened *
188/106 yards/423 yards, Randy Moss/Cris Carter/Jeff George @ St. Louis, 01/16/00	TWO 100-YARD RECEIVERS/300-YARD PASSER	* Never Has Happened *

DEFENSE

* Never Has Happened *	INTERCEPTED PASS RETURNED FOR A TOUCHDOWN	50 yards, Patrick Robinson: (6:42) (Shotgun) 7-C.Keenum pass short right intended for 19-A.Thielen INTERCEPTED by 21-P.Robinson (56-C.Long) at 50. 21-P.Robinson for 50 yards, TOUCHDOWN. Quarterback's arm hit by #56 Chris Long. @ Philadelphia, 01/21/18
* Never Has Happened *	FUMBLE RETURNED FOR A TOUCHDOWN	* Never Has Happened *
* Never Has Happened *	SAFETY SCORED	* Never Has Happened *
* Never Has Happened *	SHUTOUT	N.Y. Giants 41, Minnesota 0 @ N.Y. Giants, 01/14/01
* Never Has Happened *	FIVE+ SACK GAME	* Never Has Happened *
* Never Has Happened *	SIX+ SACK GAME	* Never Has Happened *
* Never Has Happened *	FIVE SACK GAME	* Never Has Happened *
* Never Has Happened *	FOUR SACK GAME	* Never Has Happened *
3.0 sk, Ray Edwards vs. Dallas, 01/17/10	THREE SACK GAME	* Never Has Happened *
2.0 sk, Jared Allen vs. Philadelphia, 01/04/09	TWO SACK GAME	2.0 sk, Nick Bosa @ San Francisco, 01/11/20
* Never Has Happened *	TWO INTERCEPTIONS BY TEAMMATES	* Never Has Happened *
* Never Has Happened *	TWO OPPONENT FUMBLE RECOVERIES	* Never Has Happened *

THE LAST TIME - PLAYOFFS

* Never Has Happened *	70+ YARD INTERCEPTION RETURN	* Never Has Happened *
* Never Has Happened *	TWO INTERCEPTIONS	* Never Has Happened *
* Never Has Happened *	THREE INTERCEPTIONS	* Never Has Happened *
* Never Has Happened *	FOUR INTERCEPTIONS	* Never Has Happened *
21 yards, San Francisco 27, Minnesota 10 @ San Francisco, 01/11/20	LESS THAN 25 RUSHING YARDS	* Never Has Happened *
21 yards, San Francisco 27, Minnesota 10 @ San Francisco, 01/11/20	LESS THAN 50 RUSHING YARDS	31 yards, L.A. Rams 49, Minnesota 37 @ St. Louis, 01/16/00
97 yards, Minnesota 26, New Orleans 20 @ New Orleans, 01/05/20	LESS THAN 100 RUSHING YARDS	61 yards, N.Y. Giants 31, Minnesota 24 vs. N.Y. Giants, 01/15/23
* Never Has Happened *	LESS THAN 50 NET PASSING YARDS	* Never Has Happened *
60 yards, N.Y. Giants 41, Minnesota 0 @ N.Y. Giants, 01/14/01	LESS THAN 100 NET PASSING YARDS	* Never Has Happened *
126 yards, San Francisco 27, Minnesota 10 @ San Francisco, 01/11/20	LESS THAN 150 NET PASSING YARDS	122 yards, San Francisco 27, Minnesota 10 @ San Francisco, 01/11/20
* Never Has Happened *	LESS THAN 150 YARDS NET OFFENSE	147 yards, San Francisco 27, Minnesota 10 @ San Francisco, 01/11/20
* Never Has Happened *	LESS THAN 200 YARDS NET OFFENSE	147 yards, San Francisco 27, Minnesota 10 @ San Francisco, 01/11/20
226 yards, Seattle 10, Minnesota 9 vs. Seattle, 01/10/16	LESS THAN 300 YARDS NET OFFENSE	147 yards, San Francisco 27, Minnesota 10 @ San Francisco, 01/11/20
* Never Has Happened *	FORCED FOUR TURNOVERS	4 to, Minnesota 31, Green Bay 17 @ Green Bay, 01/09/05
5 to, New Orleans 31, Minnesota 28 @ New Orleans, 01/24/10	FORCED FIVE+ TURNOVERS	* Never Has Happened *
2 to, San Francisco 27, Minnesota 10 @ San Francisco, 01/11/20	AT LEAST ONE TURNOVER	2 to, San Francisco 27, Minnesota 10 @ San Francisco, 01/11/20
3 to, Minnesota 34, Dallas 3 vs. Dallas, 01/17/10	FORCED THREE+ TURNOVERS	3 to, Philadelphia 38, Minnesota 7 @ Philadelphia, 01/21/18

SPECIAL TEAMS

* Never Has Happened *	KICKOFF RETURNED FOR A TOUCHDOWN	95 yards, Tony Horne: 17-M.Berger kicks 65 yards from MIN 30 to SL 5. 82-T.Horne for 95 yards, TOUCHDOWN. @ St. Louis, 01/16/00
* Never Has Happened *	PUNT RETURNED FOR A TOUCHDOWN	* Never Has Happened *
* Never Has Happened *	BLOCKED FIELD GOAL RETURNED FOR A TOUCHDOWN	* Never Has Happened *
* Never Has Happened *	BLOCKED PUNT RETURNED FOR A TOUCHDOWN	* Never Has Happened *
53 yards, Kai Forbath: (1:34) (Field Goal formation) 2-K.Forbath 53 yard field goal is GOOD, Center-44-J.Overbaugh, Holder-4-R.Quigley. vs. New Orleans, 01/14/18	MADE FIELD GOAL OF 50 YARDS OR LONGER	51 yards, David Akers: (:02) 2-D.Akers 51 yard field goal is GOOD, Center-46-J.Dorenbos, Holder-6-S.Rocca. vs. Philadelphia, 01/04/09
27 yards, Morten Andersen: (7:31) 7-M.Andersen 27 yard field goal is BLOCKED, Center-46-C.Loeffler, Holder-12-G.Frerotte, recovered by MIN-85-J.Wiggins at GB 12. 85-J.Wiggins to GB 12 for no gain (50-H.Navies). @ Green Bay, 01/09/05	BLOCKED FIELD GOAL	* Never Has Happened *
* Never Has Happened *	BLOCKED PUNT	* Never Has Happened *
* Never Has Happened *	MISSED POINT AFTER TOUCHDOWN ATTEMPT	* Never Has Happened *
* Never Has Happened *	POINT AFTER TOUCHDOWN ATTEMPT BLOCKED	* Never Has Happened *
Cris Carter: 1-G.Anderson kicks inside 7 yards from MIN 30 to MIN 37, impetus ends at MIN 40. RECOVERED by MIN-80-C.Carter. @ St. Louis, 01/16/00	SUCCESSFUL ONSIDE KICK	* Never Has Happened *
* Never Has Happened *	FIVE FIELD GOALS	* Never Has Happened *
* Never Has Happened *	SIX FIELD GOALS	* Never Has Happened *

THE LAST TIME - PLAYOFFS

53 yards, Kai Forbath: (1:34) (Field Goal formation) 2-K.Forbath 53 yard field goal is GOOD, Center-44-J.Overbaugh, Holder-4-R.Quigley. vs. New Orleans, 01/14/18

50-59 YARD FIELD GOAL

51 yards, David Akers: (2:00) 2-D.Akers 45 yard field goal is GOOD, Center-46-J.Dorenbos, Holder-6-S.Rocca. vs. Philadelphia, 01/04/09

* Never Has Happened *	FOUR FIELD GOALS	4 fg, David Akers: (43, 51, 31, 45) vs. Philadelphia, 01/04/09
* Never Has Happened *	60+ YARD FIELD GOAL	* Never Has Happened *
3 fg, Kai Forbath: (20, 49, 53) vs. New Orleans, 01/14/18	THREE FIELD GOALS	* Never Has Happened *
* Never Has Happened *	50-69 YARD PUNT RETURN	62 yards, DeSean Jackson vs. Philadelphia, 01/04/09
* Never Has Happened *	70-89 YARD PUNT RETURN	* Never Has Happened *
61 yds, Ryan Wright vs. N.Y. Giants, 01/15/23	60-69 YARD PUNT	63 yds, Thomas Morstead @ New Orleans, 01/24/10
* Never Has Happened *	90+ YARD PUNT RETURN	* Never Has Happened *
* Never Has Happened *	70+ YARD PUNT	* Never Has Happened *
* Never Has Happened *	50-69 YARD KICKOFF RETURN	54 yards, Deonte Harty @ New Orleans, 01/05/20
* Never Has Happened *	PUNTED 10+ TIMES	* Never Has Happened *
* Never Has Happened *	70-89 YARD KICKOFF RETURN	* Never Has Happened *
* Never Has Happened *	90+ YARD KICKOFF RETURN	95t yards, Tony Horne @ St. Louis, 01/16/00
TEAM/MISCELLANEOUS		
* Never Has Happened *	500 TOTAL YARDS OF OFFENSE	518 yards, N.Y. Giants 518, Minnesota 114 @ N.Y. Giants, 01/14/01
403 yards, Minnesota 403, New Orleans 358 vs. New Orleans, 01/14/18	400 TOTAL YARDS OF OFFENSE	431 yards, N.Y. Giants 431, Minnesota 332 vs. N.Y. Giants, 01/15/23
* Never Has Happened *	TOUCHDOWN ON OFFENSE, DEFENSE AND SPECIAL TEAMS	* Never Has Happened *
Leroy Hoard: TWO-POINT CONVERSION ATTEMPT. 44-L.Hoard rushes right guard. ATTEMPT SUCCEEDS. @ St. Louis, 01/16/00	MADE TWO-POINT CONVERSION	* Never Has Happened *
Case Keenum: (Run formation) TWO-POINT CONVERSION ATTEMPT. 7-C.Keenum rushes knees. ATTEMPT FAILS. vs. New Orleans, 01/14/18	FAILED TWO-POINT CONVERSION	* Never Has Happened *
* Never Has Happened *	50 POINTS	* Never Has Happened *
* Never Has Happened *	40 POINTS	N.Y. Giants 41, Minnesota 0 @ N.Y. Giants, 01/14/01
Minnesota 26, New Orleans 20 @ New Orleans, 01/05/20	OVERTIME WIN	New Orleans 31, Minnesota 28 @ New Orleans, 01/24/10
New Orleans 31, Minnesota 28 @ New Orleans, 01/24/10	OVERTIME LOSS	Minnesota 26, New Orleans 20 @ New Orleans, 01/05/20
* Never Has Happened *	OVERTIME TIE	* Never Has Happened *
* Never Has Happened *	20 FIRST-QUARTER POINTS	* Never Has Happened *
* Never Has Happened *	20 SECOND-QUARTER POINTS	N.Y. Giants 20, Minnesota 0 @ N.Y. Giants, 01/14/01
* Never Has Happened *	20 THIRD-QUARTER POINTS	L.A. Rams 21, Minnesota 0 @ St. Louis, 01/16/00
Minnesota 20, L.A. Rams 14 @ St. Louis, 01/16/00	20 FOURTH-QUARTER POINTS	* Never Has Happened *
* Never Has Happened *	SHUTOUT AT HOME	* Never Has Happened *
* Never Has Happened *	SHUTOUT ON THE ROAD	N.Y. Giants 41, Minnesota 0 @ N.Y. Giants, 01/14/01
* Never Has Happened *	OVERTIME WIN AT HOME	* Never Has Happened *
Minnesota 26, New Orleans 20 @ New Orleans, 01/05/20	OVERTIME WIN ON THE ROAD	New Orleans 31, Minnesota 28 @ New Orleans, 01/24/10
10 pen, L.A. Rams 49, Minnesota 37 @ St. Louis, 01/16/00	10 PENALTIES	10 pen, L.A. Rams 49, Minnesota 37 @ St. Louis, 01/16/00

THE LAST TIME - PLAYOFFS

3 td, N.Y. Giants 31, Minnesota 24 (8:26) B.Brandel reported in as eligible. K.Cousins up the middle for 1 yard, TOUCHDOWN. (:50) (Shotgun) K.Cousins pass short middle to K.Osborn for 9 yards, TOUCHDOWN. (7:50) (Shotgun) K.Cousins pass short left to I.Smith for 3 yards, TOUCHDOWN. Penalty on NYG-J.Davis, Defensive Offside, declined. vs. N.Y. Giants, 01/15/23	THREE TOTAL TOUCHDOWNS	3 td, San Francisco 27, Minnesota 10 (9:33) (Shotgun) J.Garoppolo pass short middle to K.Bourne for 3 yards, TOUCHDOWN. (7:13) T.Coleman left tackle for 1 yard, TOUCHDOWN. (4:57) (Shotgun) T.Coleman right guard for 2 yards, TOUCHDOWN. @ San Francisco, 01/11/20
0 to, N.Y. Giants 31, Minnesota 24 vs. N.Y. Giants, 01/15/23	NO TURNOVERS	0 to, N.Y. Giants 31, Minnesota 24 vs. N.Y. Giants, 01/15/23
4 td, New Orleans 31, Minnesota 28 (9:41) A.Peterson left guard for 19 yards, TOUCHDOWN. (2:16) (Shotgun) B.Favre pass short middle to S.Rice for 5 yards, TOUCHDOWN. Pass 5, YAC 0 (7:40) A.Peterson left end for 1 yard, TOUCHDOWN. (5:03) A.Peterson left guard for 2 yards, TOUCHDOWN. @ New Orleans, 01/24/10	FOUR TOTAL TOUCHDOWNS	4 td, N.Y. Giants 31, Minnesota 24 (5:19) S.Barkley left end for 28 yards, TOUCHDOWN. (1:08) (Shotgun) D.Jones pass short middle to I.Hodgins for 14 yards, TOUCHDOWN. (11:42) D.Jones pass short left to D.Bellinger for 9 yards, TOUCHDOWN. (7:52) S.Barkley up the middle for 2 yards, TOUCHDOWN. vs. N.Y. Giants, 01/15/23
* Never Has Happened *	OVER 40:00 TIME OF POSSESSION (NON-OT)	42:22 TOP, N.Y. Giants 41, Minnesota 0 @ N.Y. Giants, 01/14/01
vs. N.Y. Giants, 01/15/23	NO SACKS/NO INTERCEPTIONS ALLOWED	* Never Has Happened *
* Never Has Happened *	SCORE TOUCHDOWN IN EACH QUARTER	(7, 17, 7, 7 Points), Philadelphia 38, Minnesota 7 @ Philadelphia, 01/21/18
* Never Has Happened *	30 ONE-HALF POINTS	34 (first half), N.Y. Giants 41, Minnesota 0 @ N.Y. Giants, 01/14/01
Minnesota 34, Dallas 3 vs. Dallas, 01/17/10	WON GAME BY 20+ POINTS	Philadelphia 38, Minnesota 7 @ Philadelphia, 01/21/18

VIKINGS LORE

FRANCHISE FOUNDED – Minnesota was granted an NFL franchise at the league owners' meetings in Miami on Jan. 28, 1960. The team began play in 1961. The founding group consisted of Max Winter, E. William Boyer, H.P. Skoglund, Ole Haugrud and Bernard H. Ridder, Jr.

ROSE NAMED GENERAL MANAGER – In August 1960, former Los Angeles Rams Public Relations Director Bert Rose was named the team's first General Manager.

TEAM NICKNAMED – In one of his first moves with the team, Bert Rose recommended the nickname "Vikings" to the Board of Directors. The name was selected because it represented both an aggressive person with the will to win and the Nordic tradition in the upper Midwest.

FIRST COLLEGE DRAFT – On Dec. 27, 1960, RB Tommy Mason of Tulane was taken with the 1st overall choice and the first-ever draft pick utilized by the Vikings. Also selected that year were QB Fran Tarkenton (3rd round) and DB Ed Sharockman (5th round).

FIRST HEAD COACH – Norm Van Brocklin was selected as the first head coach in franchise history on Jan. 18, 1961. He retired as a player in 1960 after 12 seasons in the NFL as a Hall of Fame QB who led Philadelphia to the NFL title in his final season on the field in 1960. Known as "The Dutchman" his tenacious style was infamous as a player and coach.

EXPANSION DRAFT – Following the 1960 season, the Vikings were allowed to select 3 players from the roster of each team after each team was allowed to protect 30 of their 38 players. Dallas, a 1960 expansion team, was exempt from this process. Among the future Vikings stalwarts selected in the Jan. 26, 1961 Expansion Draft were OL Grady Alderman (Detroit) and RB Hugh McElhenny (San Francisco).

ASSIGNED CONFERENCE – On April 12, 1961, the NFL assigned the Vikings to the Western Conference. Minnesota joined Baltimore, Chicago, Detroit, Green Bay, Los Angeles and San Francisco in the conference.

TRAINING CAMP OPENS IN BEMIDJI – The fledgling Vikings opened their debut training camp on the campus of Bemidji State University on July 7, 1961.

FIRST GAME – In the first game in franchise history, the Vikings played the Dallas Cowboys in a preseason game in Sioux Falls, SD, on Aug. 5, 1961. The Cowboys defeated the Vikings, 38-13.

FIRST HOME GAME – The Minnesota Vikings played the Los Angeles Rams in preseason action at Metropolitan Stadium in Bloomington, MN, on Sept. 10, 1961, the team's first game in the Twin Cities. The Rams defeated the Vikings, 21-17.

FIRST REGULAR-SEASON GAME – In a stunning upset, the Vikings defeated the Chicago Bears, 37-13, at Metropolitan Stadium in the Vikings' first NFL regular-season game on Sept. 17, 1961. Kicker Mike Mercer scored the first points in team history with a 12-yard field goal. Bob Schnelker scored the team's first touchdown on a 14-yard pass from Fran Tarkenton. In his NFL debut Tarkenton came off the bench to complete 17-of-23 passes for 250 yards and 4 touchdowns.

FIRST PRO BOWLERS – On Jan. 14, 1962, RB Hugh McElhenny and WR Jerry Reichow became the first Vikings to compete in the Pro Bowl. They were part of the Western Conference All-Stars who beat the Eastern Conference squad, 31-30, at the Los Angeles Coliseum.

FIRST ALL-PRO – In 1963 RB Tommy Mason, who was the team's first ever draft choice, was the first Vikings player to earn All-Pro recognition. He was a consensus pick after rushing for 763 yards and 7 TDs on 166 carries (4.6 avg.).

FLATLEY HONORED – Rookie WR Paul Flatley capped an impressive debut season by earning NFL Rookie of the Year honors from AP and UPI. Flatley

hauled in 51 passes for 867 yards and 4 TDs on the season.

FINKS HIRED – On Sept. 11, 1964, Jim Finks was named the team's second general manager, succeeding Bert Rose, who resigned in June, 1964. Finks previously had served as general manager for Calgary of the Canadian Football League for 7 years.

FIRST WINNING SEASON – Minnesota won its first 3 regular-season games in 1964 to achieve the first winning season in team history with an 8-5-1 record. The Vikings tied for 2nd in the NFL Western Conference behind the Baltimore Colts.

MET EXPANDED – A new grandstand was constructed on the east side of Metropolitan Stadium that increased capacity from 41,200 to 47,200. The new seats were formally dedicated on Aug. 20, 1965, when Minnesota played Philadelphia in a preseason game.

NFL RE-ALIGNED – On Dec. 2, 1966, Minnesota, Chicago, Detroit and Green Bay were chosen to make up the newly-formed Central Division of the Western Conference of the NFL.

VAN BROCKLIN RESIGNS – After compiling a 29-51-4 record while leading the Vikings in their first six years of existence, Head Coach Norm Van Brocklin resigned in Feb. 11, 1967. His best season was 1964, when he led the team to a tie for 2nd place in the NFL Western Conference with an 8-5-1 record.

TARKENTON TRADED – On March 7, 1967, QB Fran Tarkenton is traded to the NY Giants for a 1st and 2nd-round choice in 1967, a 1st-round choice in '68 and a 2nd-round choice in '69. With the picks Minnesota selected Clinton Jones and Bob Grim in '67, Ron Yary in '68 and Ed White in '69.

GRANT NAMED HEAD COACH – Bud Grant was named the 2nd head coach in Vikings history on March 10, 1967. He came to Minnesota after leading the Winnipeg Blue Bombers to 4 Grey Cup titles in 10 years as head coach.

FIRST DIVISION TITLE – On Dec. 15, 1968, the Vikings defeated the Philadelphia Eagles, 24-17, at Franklin Field then retired to the dressing room to listen to the Chicago-Green Bay game on the radio. Minnesota needed the Bears to lose to clinch the Vikings' 1st Division title. Chicago tried to rally from a 28-10 4th quarter deficit but eventually fell 28-17.

FIRST PLAYOFF GAME – On Dec. 22, 1968, in the first playoff game in franchise history, the Colts defeated the Vikings, 24-14, in the Western Conference Championship Game at Baltimore's Memorial Stadium. Minnesota trailed 21-0 in the 4th quarter. The Vikings rallied but fell short.

SECOND DIVISION TITLE – On Nov. 27, 1969, the Vikings shut out Detroit, 27-0, at Tiger Stadium to clinch the franchise's 2nd division title. The victory over the Lions was the 10th of a 12-game win streak, the longest in the NFL in 35 years. Minnesota finished the season with the NFL's best record (12-2) of '69.

FIRST PLAYOFF WIN – On Dec. 27, 1969, in the 1st playoff game in Minnesota, the Vikings came back to defeat the LA Rams, 23-20, in the Western Conference Championship. Minnesota overcame deficits of 17-7 at half and 20-14 in the 4th quarter for the 1st postseason win.

FIRST NFL CHAMPIONSHIP GAME – The Vikings defeated the Browns, 27-7, in the NFL Championship Game on Jan. 4, 1970, at Metropolitan Stadium. Minnesota became the 1st modern NFL expansion team to win an NFL Championship Game. The Vikings dominated the game, leading 27-0 at one point.

FIRST SUPER BOWL – On Jan. 11, 1970, the Vikings lost to Kansas City, 23-7, in Super Bowl IV at Tulane Stadium in New Orleans. Not only was the game the 1st Super Bowl in franchise history, but it was the 1st Super Bowl played by a modern expansion team.

AFL-NFL MERGER LEADS TO RE-ALIGNMENT – In January 1970 the modern NFL was divided into the

American Conference (AFC) and National Conference (NFC) with an Eastern, Central and Western Division in each Conference. Minnesota is assigned to the NFC Central with foes Chicago, Detroit and Green Bay.

THIRD DIVISION TITLE – On Dec. 5, 1970, the Vikings defeated the Bears, 16-13, at Metropolitan Stadium to clinch their 3rd straight division title. Minnesota hosted San Francisco in a divisional playoff game but lost, 17-14. For the 2nd consecutive season, the Vikings had the league's best record with a 12-2 mark.

FOURTH DIVISION TITLE – On Dec. 11, 1971, the Vikings defeated the Lions, 29-10, at Metropolitan Stadium to clinch their 4th-straight division title. Minnesota finished the year with an 11-3 mark, which tied Dallas for the league's best record in '71. The Vikings lost to the eventual Super Bowl champion Cowboys, 20-12, in a divisional playoff game at Metropolitan Stadium.

PAGE NAMED NFL'S MVP – In 1971 Alan Page became the first defensive player to be named the Most Valuable Player of the National Football League by the Associated Press. Page headed a Vikings defense that held opponents to fewer than 10 points a game to lead the league in scoring defense for the 3rd consecutive year.

VIKINGS RE-ACQUIRE TARKENTON – On January 27, 1972 the Vikings traded Norm Snead, Bob Grim, Vince Clements and a 1st-round choice in '72 and '73 to the NY Giants for Fran Tarkenton.

BOYER DIES – On February 19, 1973 E. William Boyer passed away. He was one of the prime forces in the drive to bring an NFL franchise to Minnesota. Boyer was president of the Vikings from 1960-64 and sat on the Board of Directors for the first 12 years of the team's existence. He was replaced on the team's Board of Directors by his son-in-law Jack Steele.

FIFTH DIVISION TITLE – The Vikings began the '73 season with 9 straight victories and clinched the NFC Central championship before they even lost a game. Minnesota clinched the division crown by defeating Detroit, 28-7, at Metropolitan Stadium on Nov. 11, 1973. The Vikings finished with a 12-2 mark, which tied for the best record in the league that year.

SECOND SUPER BOWL – On Jan. 13, 1974, the Vikings played in the 2nd Super Bowl in franchise history against the Miami Dolphins at Rice Stadium in Houston, TX. The Dolphins prevailed, 24-7. Minnesota earned the trip to Super Bowl VIII by defeating Dallas, 27-10, in the NFC Championship game.

FINKS RESIGNS – After the 1973 season, Executive Vice President and General Manager Jim Finks resigned. Under Finks, who was hired in 1964, the Vikings won 5 division titles and appeared in two Super Bowls. He also hired Bud Grant as head coach in 1967.

SIXTH DIVISION TITLE – On Dec. 1, 1974, the Vikings clinched the NFC Central crown by defeating the Saints, 29-9, at Metropolitan Stadium, while the Packers lost, 36-14, at Philadelphia. Minnesota tied for the best record in the NFC with a 10-4 mark.

THIRD SUPER BOWL – The Vikings played in their 2nd straight Super Bowl, losing to the Pittsburgh Steelers, 16-6, at Tulane Stadium in New Orleans on Jan. 12, 1975. Minnesota earned a trip to Super Bowl IX by defeating the Los Angeles Rams, 14-10, at Metropolitan Stadium on Dec. 29, 1974.

FRONT OFFICE CHANGES – In the spring of 1975, Max Winter, one of the team's founders and its president since 1965, took over active management of the franchise. In addition, Mike Lynn, who was hired as an assistant to the president on Aug. 15, 1974, was named the team's general manager.

SEVENTH DIVISION TITLE – The Vikings clinched their 3rd straight NFC Central title and their 7th division championship in 8 years on Thanksgiving Day Nov. 27, 1975, when the Lions lost to the Rams, 20-0.

Minnesota won 10 consecutive games to start the season and finished the year with the best record (12-2) in the NFL. The Vikings were upset, 17-14, in the divisional playoffs at Metropolitan Stadium on Dec. 28, 1975, when the Dallas Cowboys scored on a last minute 50-yard touchdown pass.

TARKENTON NAMED LEAGUE MVP – Quarterback Fran Tarkenton was named the NFL's Most Valuable Player for 1975 after leading the Vikings to the league's best record (12-2). He led the NFC and finished 2nd in the NFL in passing with a 91.7 rating. He completed 273-of-425 passes for 2,994 yards and 25 TDs with 13 INTs.

HAUGSRUD DIES – Ole Haugsrud passed away on March 13, 1976. He was one of the prime forces in the drive to bring an NFL franchise to Minnesota. Haugsrud sat on the Board of Directors for 16 years of the team's existence. He was replaced on the team's Board of Directors by his widow Margaret Haugsrud.

EIGHTH DIVISION TITLE – The Vikings clinched their 4th consecutive NFC Central championship and their 8th division title in 9 years by defeating the Packers, 17-10, at Milwaukee County Stadium on Nov. 21, 1976. Minnesota finished the season with the best record in the NFC at 11-2-1.

FOURTH SUPER BOWL – The Vikings played in their 3rd Super Bowl in 4 years against the Oakland Raiders at the Rose Bowl in Pasadena, CA, on Jan. 9, 1977. Minnesota lost, 32-14. The Vikings earned a trip to Super Bowl XI by defeating the Rams, 24-13, at Metropolitan Stadium on Dec. 26, 1976, in what ended up being the last Vikings playoff game at the Met.

KAPLAN NAMED TO BOARD – In 1977 team attorney Sheldon Kaplan was named to the Vikings Board of Directors. He replaced Bernard H. Ridder, Jr., who was one of the team's 5 founders.

NINTH DIVISION TITLE – The Vikings clinched the NFC Central crown on the season's final weekend by defeating the Lions, 30-21, in Detroit on Dec. 17, 1977. Minnesota wrapped up its 5th straight NFC Central title and its 9th division crown in 10 seasons.

FOURTH NFC CHAMPIONSHIP GAME – On Jan. 1, 1978 the Vikings played Dallas in their 4th NFC Championship Game in 5 years at Texas Stadium. Minnesota lost 23-6 to the Super Bowl champs.

CHANGES ON BOARD – John Skoglund and Vikings General Manager Mike Lynn were named to the team's Board of Directors replacing Margaret Haugsrud and H.P. Skoglund, who was one of the team's founders and passed away on November 5, 1977. Haugsrud joined the board in 1976, replacing her husband Ole, who passed away.

10TH DIVISION TITLE – Despite losing in the regular-season finale to the Raiders, 27-20, on Dec. 17, 1978, at Oakland-Alameda County Coliseum, the Vikings captured the NFC Central title when the Packers, who played at the same time as Minnesota, lost to the Rams, 31-14, at the LA Coliseum. It was the Vikings' 6th straight NFC Central crown and their 10th division championship in 11 years.

METRODOME GROUND BREAKING – In December, 1979, ground was broken for construction of the Hubert H. Humphrey Metrodome in downtown Minneapolis. The stadium, designed to house both the Vikings and Twins, was scheduled to open in April, 1982.

11TH DIVISION TITLE – Minnesota clinched its 7th NFC Central title in 8 years by defeating the Browns, 28-23, at Met Stadium on Dec. 14, 1980. It also was the Vikings' 11th division title in 13 seasons. Minnesota lost to the NFC Champion Eagles, 31-16, at Veterans Stadium on Jan. 3, 1981 in the divisional playoffs.

WINTER PARK OPENS – On May 15, 1981, the Vikings moved into a new facility in Eden Prairie that houses the team's offices, locker room and practice fields. The complex was named "Winter Park" after Max Winter, one of the Vikings founders who served as the team's president from 1965-87.

FAREWELL MET – On Dec. 20, 1981, the Vikings hosted the Chiefs in Minnesota's final game at Metropolitan Stadium. The Vikings lost, 10-6. The final points at the stadium were scored on a 33-yard field goal by Minnesota kicker Rick Danmeier. The last Vikings touchdown at Met Stadium was scored on a 6-yard run by Ted Brown against Green Bay on Nov. 29, 1981.

METRODOME OPENS – The Vikings played their 1st game at the Metrodome in a preseason match-up against Seattle on Aug. 21, 1982. Minnesota prevailed, 7-3. The 1st touchdown in the new facility was scored by Joe Senser on an 11-yard pass from Tommy Kramer. The 1st regular-season game in the Metrodome was the 1982 opener on September 12, when the Vikings defeated Tampa Bay, 17-10. Rickey Young scored the 1st regular-season touchdown in the facility on a 3-yard run in the 2nd quarter.

12TH PLAYOFF APPEARANCE – In a strike-shortened 9-game 1982 season, the Vikings won 3-of-their-last-4 regular-season games to earn a post-season berth.

FIRST DOME PLAYOFF GAME – On Jan. 9, 1983, the Vikings defeated Atlanta, 30-24, in a 1st-round game that was the 1st playoff matchup in the Metrodome. Minnesota lost to the eventual Super Bowl Champion Redskins, 21-7, in the NFC semi-finals at RFK Stadium on Jan. 15, 1983.

GRANT RETIRES – On Jan. 27, 1984, Bud Grant retired as Head Coach of the Vikings. In 17 seasons Grant led Minnesota to 12 playoff appearances, 11 division titles and 4 Super Bowls. His career regular-season record was 151-87-5 (.632).

STECKEL HIRED – Les Steckel, who was an offensive assistant with the Vikings for 5 seasons, was named the 3rd head coach in franchise history on Jan. 29, 1984. Steckel, who came to the Vikings in 1979 after working as an assistant with the 49ers, was the youngest head coach in the NFL in '84 at age 38.

GRANT RETURNS – On Dec. 18, 1984, Bud Grant was re-hired as head coach. He replaced Les Steckel who guided the team in 1984 after Grant retired following the 1983 season.

GRANT RE-RETIRES – On Jan. 6, 1986 following the 1985 season, Bud Grant retired as head coach of the Vikings. He originally retired after the 1983 season but returned in '85. At the time of his retirement he was the 6th winningest coach in NFL history with 168 career wins, including playoffs. In 18 seasons he led the team to a 158-96-5 regular-season record.

BURNS HIRED – Longtime Vikings assistant coach Jerry Burns was named the 4th head coach in team history on Jan. 6, 1986. He served as the Vikings offensive coordinator from 1968-85, when the team won 11 division titles and played in 4 Super Bowls.

TARKENTON ENSHRINED – On Aug. 2, 1986, Fran Tarkenton became the 1st player who spent the majority of his career with the Vikings to be inducted into the Pro Football Hall of Fame. He retired following the 1978 season with then NFL career records for passing yards (47,003), completions (3,686) and touchdown passes (342). He led the team to 6 NFC Central titles, 4 NFC Championship Games and 3 Super Bowls.

13TH PLAYOFF APPEARANCE – Despite a strike replacement unit that saddled the Vikings with 3 losses, the team made the playoffs as a wild-card entrant with an 8-7 record in 1987. It was the team's 1st postseason appearance under Jerry Burns.

FIFTH NFC CHAMPIONSHIP GAME – The Vikings played the Redskins in the NFC Championship Game on Jan. 17, 1988, at RFK Stadium. Trailing 17-10, the Vikings drove to the Redskins' 6-yard line with a little over a minute left in the game but failed to get the ball into the end zone. Minnesota upset New Orleans, 44-10, at the Superdome and San Francisco, 36-24, at Candlestick Park in the first 2 rounds of the playoffs to earn a trip to the conference title game.

BOARD ADDS MEMBERS – Four people were added to the Vikings Board of Directors in 1988. Joining Max

Winter, John Skoglund, Jack Steele, Sheldon Kaplan and Mike Lynn were Wheelock Whitney, Jaye Dyer, Irwin Jacobs and Carl Pohlad.

PAGE ENSHRINED – On July 30, 1988, Alan Page became the 2nd player who spent the majority of his career with the Vikings to be inducted into the Pro Football Hall of Fame. Drafted by Minnesota in the 1st round in 1967, Page made the Pro Bowl 9 times. In 1971 he became the 1st defensive player to be named the NFL's Most Valuable Player by Associated Press. Page played on teams that won 10 NFC Central titles and played in 4 Super Bowls.

14TH PLAYOFF APPEARANCE – The Vikings won 6-of-their-last-7 games in 1988 to earn a wild-card berth into the playoffs. Minnesota finished with an 11-5 record then defeated the Rams, 28-17, on December 26 in a first-round playoff game at the Metrodome. The Vikings fell the following week to eventual Super Bowl winner San Francisco at Candlestick Park.

REMAINING FOUNDER LEAVES BOARD – In 1989, Max Winter, the last of the original 5 Vikings' founders on the team's Board of Directors, left the board. He also served as the team's president from 1965-87. He was replaced on the board by Gerald Schwalbach.

WALKER ACQUIRED – On Oct. 12, 1989, the Vikings acquired Herschel Walker from Dallas for Issiac Holt, David Howard, Darrin Nelson, Jesse Solomon, Alex Stewart, a 1st-round choice in 1992, conditional 1st-round choices in 1990 and '91, conditional 2nd-round choices in 1990, '91 and '92, and a conditional 3rd-round choice in 1992. The final result of the trade gave the Vikings Walker, a 3rd (Mike Jones), 5th (Reggie Thornton) and 10th-round choice (Pat Newman) in 1990 and a 3rd-round choice in 1991 (Jake Reed), while Dallas received all 5 players, a 1st, 2nd and 6th-round choice in 1990, a 1st and 2nd-round choice in 1991 and a 1st, 2nd and 3rd-round choice in 1992.

12TH DIVISION TITLE – The Vikings captured their 12th division title since 1968 by defeating the Cincinnati Bengals, 29-21, at the Metrodome in a Monday night game on Christmas Day in 1989. It also was Minnesota's 15th postseason appearance in the past 22 years. The Vikings finished the season with a 10-6 record but lost to eventual Super Bowl Champion San Francisco, 41-13, at Candlestick Park in the divisional playoffs on Jan. 6, 1990.

HEADRICK NAMED TEAM PRESIDENT – On Jan. 1, 1991, Roger Headrick became president and CEO of the Vikings. He replaced Mike Lynn as the person in charge of day-to-day operations of the club. In addition Headrick and Philip Maas replaced Jack Steele and Sheldon Kaplan on the board of directors.

BURNS RETIRES – On Dec. 3, 1991, Jerry Burns announced his retirement effective at the end of the season. In 6 seasons as Head Coach of the Vikings, Burns compiled a career record of 52-43 (.547). He also led Minnesota to 3 playoff appearances, including a division title and an NFC Championship Game.

CHANGES ON BOARD – On Dec. 16, 1991, the team's ownership structure was reorganized. Irwin Jacobs and Carl Pohlad sold their shares to a group consisting of Vikings President/CEO Roger Headrick, John Skoglund, Jaye Dyer, Philip Maas, Mike Lynn, Wheelock Whitney, James Binger, Bud Grossman, Elizabeth MacMillan and Carol Sperry.

GREEN NAMED HEAD COACH – On Jan. 10, 1992, Dennis Green was named the 5th Head Coach in team history. He came to Minnesota after turning around a struggling Stanford University football program as head coach there from 1989-91.

13TH DIVISION TITLE – On Dec. 20, 1992 the Vikings defeated the Steelers, 6-3, at Three Rivers Stadium to earn the franchise's 13th division title. It also was Minnesota's 16th playoff season since 1968. Dennis Green also posted the most victories (11) and the 1st division title by a 1st-year head coach in team history.

17TH PLAYOFF APPEARANCE – In 1993, for the

first time since 1974, the Vikings won their final 3 regular-season games to earn a Wild-Card playoff berth. It was the team's 17th postseason appearance since 1968. Minnesota lost to the Giants, 17-10, in Giants Stadium in a first-round playoff game on Jan. 9, 1994.

MOON ACQUIRED — On April 14, 1994 the Vikings traded a 4th-round draft choice in 1994 and a 3rd-round draft choice in 1995 to the Houston Oilers for quarterback Warren Moon, who has thrown for more yardage and touchdowns as a professional than any other player. He set team season records for passing yards (4,264) in '94 and for completions (377) and touchdown passes (33) in '95.

GRANT ENSHRINED — On July 30, 1994, Bud Grant was inducted into the Pro Football Hall of Fame. He coached the Vikings from 1967-83 then again in '85. During his tenure Minnesota made the playoffs 12 times, won 11 division titles and played in 4 Super Bowls. Grant was the first person to be elected to the Pro Football Hall of Fame and the Canadian Football League Hall of Fame.

14TH DIVISION TITLE — On the final day of the 1994 regular season, the Vikings defeated the 49ers, 21-14, in a Monday night game to earn their 2nd NFC Central title in 3 seasons and their 3rd straight playoff berth. It also was Minnesota's 14th division title and 18th postseason appearance since 1968.

Dennis Green became only the 7th NFL coach to lead his team to the playoffs in his first 3 seasons.

FINKS ENSHRINED — Former Vikings General Manager Jim Finks was inducted into the Pro Football Hall of Fame on July 29, 1995. During his decade with Minnesota, the team won 5 division titles and appeared in 2 Super Bowls. Finks passed away on May 8, 1994, and was inducted posthumously, represented by his family.

WINTER PASSES AWAY — Max Winter, who served as the owner and President of the Vikings from 1965-87, passed away on July 26, 1996. He was one of the prime forces bringing an NFL franchise to Minnesota and was a big factor in the building of the Metrodome and attracting Super Bowl XXVI to the Twin Cities.

19TH PLAYOFF APPEARANCE — On Dec. 15, 1996, the Vikings defeated the Buccaneers, 21-10, in the Metrodome. After a Washington loss to Arizona later that day, Minnesota was guaranteed a playoff berth for the 19th time since 1968 and the 4th in 5 seasons under Dennis Green. The Vikings lost, 40-15, at Dallas in a first-round game on Dec. 28, 1996.

20TH PLAYOFF APPEARANCE — On Dec. 21, 1997, the Vikings beat the Colts in the regular season finale to reach the playoffs for the 20th time in team history and the 5th time in 6 seasons under Dennis Green. The Vikings went on the road and came back from 16 points down to defeat the NY Giants 23-22 at the Meadowlands on Dec. 27, 1997. It was the biggest comeback win in team playoff history and the 5th biggest postseason comeback in NFL history. The following week the Vikings lost, 38-22, to the San Francisco 49ers at 3Com Park in the Divisional Playoffs on Jan. 3, 1998.

KRAUSE ENSHRINED — On Aug. 1, 1998, Paul Krause was inducted into the Pro Football Hall of Fame. Krause played free safety with the Vikings from 1968-79 and the Redskins from 1964-67. He holds the NFL record for career interceptions with 81. Krause was selected to 8 Pro Bowls in his 15-year career.

BOARD AGREES TO SELL — On July 3, 1998, The Minnesota Vikings 10 owners voted unanimously to accept the bid of Texas businessman B.J. "Red" McCombs to purchase the Vikings.

NFL APPROVES MCCOMBS — On July 28, 1998, the NFL owners unanimously approved Red McCombs' purchase of the Vikings, finalizing the change of ownership from the 10 previous owners to sole ownership by McCombs.

GREEN CONTRACT EXTENDED — Head Coach Dennis Green received a 3-year contract extension

on September 5, the day before the 1998 opener vs. Tampa Bay.

VIKINGS 15 WINS BEST IN TEAM HISTORY — The Vikings won their 15th NFC Central Division title in 1998 and became only the 3rd team in NFL history to go 15-1 through the regular season with their 26-16 win at Tennessee in the regular season finale. The Vikings also established a new NFL scoring record with 556 points, breaking the mark of 541 set by the 1983 Redskins.

SIXTH NFC CHAMPIONSHIP GAME — The Vikings hosted Atlanta in the 6th NFC Championship game in franchise history with a berth in Super Bowl XXXIII on the line. The teams played to a 27-27 deadlock during regulation, forcing the game into overtime where the Falcons claimed a 30-27 win. It was the first NFC Championship game played in the Metrodome.

22ND PLAYOFF APPEARANCE — The Vikings turned their 1999 season around, winning eight of the final 10 games to finish 10-6 and host a 1st-round playoff game vs. Dallas. Robert Smith set a team post-season record with 140 rushing yards in the 27-10 win over the Cowboys. The Vikings fell 49-37 to eventual Super Bowl XXXIV champion St. Louis in the Divisional Round at the TWA Dome.

CARTER NAMED MAN OF THE YEAR — Cris Carter was honored as the first recipient of the Walter Payton NFL Man of the Year Award for civic involvement, charity work and displaying high character on January 29, 2000, in a ceremony during Super Bowl week in Atlanta. The award was re-named after Payton, a Hall of Fame running back who died in 1999.

SMITH BREAKS TEAM RUSHING RECORD — Robert Smith surpassed Chuck Foreman's 20-year-old career rushing record in the team's 28-16 win at Chicago (10/15/00). Smith ended his career with 6,818 yards. He also established a new team record with 1,521 rushing yards on the season and held the team record with 29 career 100-yard games at the time of his retirement.

40TH ANNIVERSARY TEAM ANNOUNCED — The Vikings celebrated their 40th season of NFL football in 2000, highlighted by a luncheon on November 30 to introduce the Vikings 40th Anniversary Team. That night the Vikings topped Detroit 24-17 and Cris Carter caught his 1,000th pass on a 4-yard TD from Daunte Culpepper. Carter was only the 2nd player in NFL history to record 1,000 career receptions.

16TH DIVISION TITLE — The Vikings overcame every critic's expectations in 2000 to post an 11-5 regular-season record, win the franchise's 16th NFC Central title and made the 23rd playoff appearance in team history, ending in the 7th NFC Championship game at Giants Stadium.

YARY ENSHRINED — On August 4, 2001, Ron Yary was enshrined in the Pro Football Hall of Fame. Yary played 14 seasons with Minnesota and played in 4 Super Bowls and 7 Pro Bowls during his career.

TICE REPLACES GREEN — On January 4, 2002, Mike Tice replaced Dennis Green on the sideline for the Vikings. Tice coached the 2001 regular season finale at Baltimore. Green assembled a 97-62 regular season record at the helm of the Vikings. Green led the team to 4 NFC Central Division titles and twice played in the NFC Championship game.

TICE NAMED HEAD COACH — On January 10, 2002 Mike Tice was named the 6th Head Coach in Vikings history. Tice is the 3rd of the 6 Vikings Head Coaches to be promoted from within the team's coaching ranks but is the 1st Head Coach to have played for the Vikings.

NFL RE-ALIGNs — The 2002 season marked the re-alignment of the NFL as the League expanded to 32 teams when the Houston Texans joined as an expansion franchise. The NFL re-aligned into 8 divisions of 4 teams each. The Vikings moved into the newly-formed NFC North after years in the NFC Central.

VIKINGS LEAD NFL IN RUSHING — The 2002 Vikings

led the NFL in rushing for the first time in team history with 2,507 yards for the season, an average of 156.7 yards per game. The team also established an NFL mark by becoming the 1st team to make a successful 2-point conversion to win a game when Daunte Culpepper scored on a 2-point run with :05 remaining in the game to give the Vikings a 32-31 win at New Orleans on December 15, 2002. Culpepper proved to be a dangerous runner himself in 2002, setting team records for attempts (106), yards (609) and rushing TDs (10) by a QB.

VIKINGS OFFENSE RANKS #1 — The 2003 Vikings became the 1st squad in franchise history to finish the season with the #1 ranked offense in the NFL, averaging 393.4 yards per game and scoring an average of 26.0 points per game.

ELLER ENSHRINED — On August 8, 2004, Carl Eller was enshrined in the Pro Football Hall of Fame. Eller, the Vikings career sacks leader, was a member of the vaunted Purple People Eaters defense.

WILF FAMILY TAKES OWNERSHIP — An investment group led by brothers Zygmunt and Mark Wilf were unanimously approved as the new owners of the Vikings by their fellow NFL owners on May 25, 2005. The Wilfs, owners of a real estate development company in New Jersey, took ownership in mid-June from former owner Red McCombs, who had owned the club since 1998. Joining the Wilfs ownership group is cousin Leonard Wilf, Reggie Fowler, David Mandelbaum and Alan Landis.

CHILDRESS TAKES THE HELM — The Vikings named Brad Childress the 7th head coach in the history of the franchise on January 6, 2006. Childress comes to the Vikings after seven seasons with the Philadelphia Eagles, spending the 2002-05 seasons as offensive coordinator.

VIKINGS UNVEIL NEW UNIFORMS — The franchise made the most dramatic change to its uniforms in the history of the team during the 2006 offseason. The team unveiled the new uniforms before an enthusiastic crowd at Mall of America on April 27, 2006.

VIKINGS SEND 4 LINEMEN TO PRO BOWL — The 2006 Vikings strong play along the defensive and offensive lines was recognized league-wide as C Matt Birk, G Steve Hutchinson, DT Kevin Williams and DT Pat Williams all earned Pro Bowl honors.

ROOKIE RUNS TO RECORDS — In only his 5th NFL game, rookie RB Adrian Peterson broke the team record for rushing yards in a game with 224 at Chicago (10/14/07). Three weeks later he topped that by setting the NFL single-game rushing record with 296 yards vs. San Diego (11/4/07). He went on to lead the NFC in rushing with 1,341 yards, was named All-Pro, NFL Offensive Rookie of the Year, started in the Pro Bowl and took home game MVP honors.

SOLID 7 EARN PRO BOWL TRIPS — The Vikings sent 7 players to Hawaii for the Pro Bowl, the most to earn the honor since the 2000 season. The team was represented by C Matt Birk, G Steve Hutchinson, S Darren Sharper, FB Tony Richardson, DT Kevin Williams, DT Pat Williams and RB Adrian Peterson.

BLOCKBUSTER TRADE LANDS ALLEN — The Vikings struck a deal with Kansas City to trade 2007 NFL sack leader DE Jared Allen to the club for the Vikings 1st-round (#17) pick in the 2008 Draft, a pair of 3rd-round picks in 2008 and a swap of 6th-round choices.

ZIMMERMAN ENSHRINED — On Aug. 2, 2008, T Gary Zimmerman was inducted into the Pro Football Hall of Fame. Zimmerman started all 108 games he played for the Vikings.

VIKINGS CLAIM FIRST NFC NORTH TITLE — The Vikings rattle off 9 wins in their last 12 games of 2008 to capture their 1st division title since 2000 and the team's 1st NFC North Championship since the NFC Central was realigned in 2002.

PETERSON LEADS NFL IN RUSHING — Second-year RB Adrian Peterson set a team record with 1,760 yards rushing to become the 1st-ever Viking to lead the NFL in rushing. Peterson broke the 100-yard

barrier 10 times during the season.

RUSHING DEFENSE DYNASTY – The Vikings became the first defense since the 1970 merger to rank No. 1 in the NFL against the run for 3 straight years. Minnesota gave up just 76.9 yards per game to lead the league.

VIKINGS LOSE FOUNDING FATHER – One of the Vikings original stockholders and most-adamant supporters, Don McNeely passed away in March of 2009. In addition to his role in helping build the Vikings tradition, McNeely was revered as one of Minnesota's great philanthropists. McNeely was an ardent supporter of the arts and also donated large gifts to the Minnesota State Fair, St. John's University, the Warner Nature Center and the Como Conservatory.

McDANIEL ENSHRINED – G Randall McDaniel was inducted in the Pro Football Hall of Fame on August 8, 2009. McDaniel started 12 consecutive Pro Bowls (1989-2000), 202 consecutive games and missed only 2 games his entire career after being a 1st-round pick by the Vikings in 1988.

FAVRE SIGNS WITH VIKINGS – A long-time nemesis, Brett Favre signed with the Vikings on August 18, 2009. Favre went on to have the best statistical season of his career, throwing for 4,202 yards, 33 TDs and 7 INTs with a 107.2 passer rating, while also setting the NFL record for consecutive games started, a mark formerly held by Vikings legend Jim Marshall.

BACK-TO-BACK DIVISION TITLES – The Vikings finished the regular season with a 12-4 mark to capture its 2nd consecutive NFC North title. It marked the first time Minnesota achieved the feat since 1977-78.

HARVIN NAMED ROOKIE OF THE YEAR – Rookie WR/KR Percy Harvin burst on the scene and earned Associated Press Offensive Rookie of the Year and was also named Pro Football Weekly/PFWA Offensive Rookie of the Year and Pepsi NFL Rookie of the Year. Harvin set team records with 2,081 all-purpose yards and 2 TDs on kick returns, while sharing the NFL rookie lead with 60 receptions for 790 yards. He earned a Pro Bowl berth as a return man.

10 VIKINGS EARN PRO BOWL BERTHS – The Vikings led the NFL and tied a team record with 10 players earning Pro Bowl honors. The unit featured 4 players who made their 1st Pro Bowl- Heath Farwell, Bryant McKinnie, Sidney Rice and Percy Harvin. They were joined by Brett Favre, Steve Hutchinson, Adrian Peterson, Jared Allen, Kevin Williams and Antoine Winfield.

EIGHTH NFC CHAMPIONSHIP GAME – The Vikings traveled to New Orleans in the 8th NFC Championship game in franchise history for a chance to play in Super Bowl XLIV in South Florida. The teams played to a 28-28 tie in regulation, forcing the game into OT where the Saints hit a 40-yard FG in the extra period to claim a 31-28 victory.

RANDLE ENSHRINED – DT John Randle was inducted into the Pro Football Hall of Fame on August 7, 2010 following a 14-year career, including 11 years as a Vikings (1990-2000). He was named to NFL Team of the Decade for the 1990s and led or tied for the team lead in sacks 9 times in his 11 Vikings seasons.

FRAZIER REPLACES CHILDRESS – Defensive Coordinator/Asst. Head Coach Leslie Frazier took over coaching the team after 10 games in 2010 when Brad Childress was replaced. Frazier won his 1st game as Interim Head Coach on 11/28/10 at Washington.

ROOF COLLAPSE CAUSES CHAOTIC 2010 – Heavy snows and inclement weather caused the Metrodome roof to collapse in the early morning hours of December 12, 2010, forcing the final 2 home games of the 2010 season to be moved from the facility. The Vikings played host to the NY Giants in Detroit at Ford Field on 12/13 and the club's final home game was played at the University of Minnesota's TCF Bank Stadium, a Monday Night Football contest against Chicago on 12/20. The team had a road game against Philadelphia postponed due to weather from Sunday night, 12/26, to Tuesday night, 12/28.

50 GREATEST VIKINGS CAPS 50TH SEASON –

Vikings legends reunited for a celebration of the storied history of the Vikings' franchise during a weekend of activities leading up to the Monday Night Football game versus Chicago on December 20, 2010. The team unveiled the 50 greatest Vikings and they were introduced to fans at halftime of the snowy game at TCF Bank Stadium. The snowy atmosphere was fitting and marked the first outdoor home game for the Vikings since the 1981 Met Stadium finale on 12/20/81, 30 years to the day.

FRAZIER NAMED HEAD COACH – After serving as Interim Head Coach for the final 6 games of the 2010 season, Leslie Frazier was named the Head Coach on Monday, January 3, 2011, the day after the 2010 regular season finale. Frazier posted a 3-3 mark in the interim role.

MADIEU WILLIAMS NAMED NFL MAN OF THE YEAR – On Feb. 6, 2011 Vikings S Madiou Williams became only the 2nd Vikings player, joining Cris Carter, to earn Walter Payton Man of the Year honors from the NFL.

ALLEN BREAKS TEAM SACK RECORD – DE Jared Allen had one of the best seasons for a pass rusher in NFL history in 2011. Recording 22.0 sacks, Allen broke Chris Doleman's team record of 21.0 sacks in a season and fell just .5 sack short of the NFL's single-season sack record.

SPIELMAN NAMED GENERAL MANAGER – On January 3, 2012, Rick Spielman was named the team's General Manager. He had previously been the Vikings Vice President of Player Personnel from 2006-2011.

DOLEMAN ENSHRINED – DE Chris Doleman was inducted into the Pro Football Hall of Fame on Aug. 3, 2012 following a 15-year career, including 10 as a Viking. His 150.5 sacks was 4th all-time in the NFL at the time of his retirement.

NEW STADIUM DEAL APPROVED – In May 2012, a bill for a new Minnesota Vikings stadium was passed through the Minnesota legislature and signed by Governor Mark Dayton. Funded by the Vikings, the State of Minnesota, and the City of Minneapolis, the new stadium will be located on the current Metrodome site. Ground was broke for the stadium in December of 2013.

PETERSON POSTS EPIC SEASON – Adrian Peterson had a season for the ages, coming back from a severe knee injury at the end of 2012 to set a franchise record and post the 2nd-best rushing season in NFL history with 2,097 yards. Peterson broke Robert Smith's Vikings career rushing mark in the 1st game of the season. Peterson went on to become only the 3rd Vikings player to earn Associated Press MVP honors for his efforts along with AP Offensive Player of the Year, 1st-Team All-Pro and Pro Bowl honors.

TURNAROUND EARNS PLAYOFF BERTH – The Vikings rebounded from a 3-13 mark in 2012 to go 10-6 and earn a Wild Card Playoff berth in 2013, the biggest single-season win improvement in team history at +7.

CARTER ENSHRINED – WR Cris Carter was inducted into the Pro Football Hall of Fame on Aug. 4, 2013. Carter holds the Vikings career receptions, yards and TDs records. Carter was a 4-time All-Pro and 8-time Pro Bowler during his 16 NFL seasons.

VIKINGS HOST REGULAR SEASON HOME GAME IN LONDON – The Vikings played the 1st regular season game in franchise history outside of the United States in a 34-27 win over Pittsburgh at London's Wembley Stadium in the International Series on September 29, 2013. The Vikings had previously played a preseason game at Wembley in 1983 against the St. Louis Cardinals.

ROOKIE CORDARRELLE PATTERSON SETS UNBREAKABLE RECORD – In only his 7th career game, rookie WR/KR Cordarrelle Patterson tied an NFL record for the longest play in league history and set the mark for longest KO return with his 109-yard TD vs. Green Bay on Oct. 27, 2013. The only other 109-yard play came in 2007 against the Vikings at Mall

of America Field when Antonio Cormartie returned a Vikings missed FG 109 yards for a score.

GROUNDBREAKING ON NEW STADIUM – Vikings ownership and management, state leaders and elected officials joined together to officially break ground on the new stadium building project on December 3, 2013.

ALL MALL OF AMERICA FIELD TEAM TEAM – Fan voting on Vikings.com selected a 27-member team and head coach of Vikings alums that played most of their careers with the club at Mall of America Field at HHH Metrodome.

LAST GAME IN THE DOME – After calling Mall of America Field at HHH Metrodome home for 32 seasons, the Vikings played the final game in the stadium in the 2013 season finale. Minnesota topped Detroit 14-13 to send the stadium out on a winning note.

ZIMMER HIRED AS 9TH COACH IN TEAM HISTORY – Cincinnati Bengals defensive coordinator Mike Zimmer was hired as the 9th coach in Vikings history on January 15, 2014. The veteran defensive coach comes to Minnesota with 20 seasons of NFL experience under his belt and a Super Bowl victory with Dallas.

MINNESOTA AWARDED SUPER BOWL LII AT NEW STADIUM IN 2018 – Minnesota's bid for Super Bowl LII was successful when selected on May 20, 2014 as the host community for the world-renowned event. The game itself will be played at the New Minnesota Stadium but the entire greater Twin Cities metro area will accommodate the week long festivities.

VIKINGS RETURN TO OUTDOOR FOOTBALL – On August 8, 2014 in a preseason game vs. Oakland, the Vikings returned to the elements playing home games outdoors for the first time since 1981 for 2 seasons at TCF Bank Stadium on the campus of the University of the Minnesota while U.S. Bank Stadium was being constructed.

ZIMMER ERA BEGINS WITH WIN – On September 7, 2014, Head Coach Mike Zimmer won his first game in dominating fashion beating the St. Louis Rams 34-6 on the road in the season opener.

BUD GRANT WAY UNVEILED – At an unveiling ceremony on December 1, 2014, the Vikings and the city of Minneapolis honored former Head Coach Bud Grant with a street named in his honor outside of the new Minnesota Stadium.

TINGELHOFF ENSHRINED – C Mick Tingelhoff was inducted into the Pro Football Hall of Fame on August 8, 2015. Tingelhoff played in 240 consecutive games and didn't miss a game in his 17-year career. Tingelhoff was a 7-time All-League selection and was named to 6 consecutive Pro Bowls. As a part of Tingelhoff's enshrinement, the Vikings played the Steelers in the Hall of Fame Game on August, 9, the 4th time the Vikings have participated in the Hall of Fame Game.

ZIMMER CAPTURES 1ST NFC NORTH TITLE – The Vikings closed the 2015 regular season with 3 straight wins, including a 20-13 victory over the Packers at Lambeau Field in the finale on Jan. 3, 2016.

The road win secured Minnesota's 1st NFC North title since 2009 and 1st playoff appearance since 2012.

ADRIAN PETERSON WINS RUSHING TITLE – For the 3rd time in his career, Adrian Peterson lead the NFL in rushing yards running for 1,485 yards in 2015.

COLDEST GAME IN FRANCHISE HISTORY – The Vikings hosted the Seattle Seahawks on Jan. 10, 2016, in the Wildcard Round of the playoffs in the coldest game in franchise history. The temperature at kickoff was minus-6 degrees Fahrenheit with a wind chill of negative 25 with a capacity crowd at TCF Bank Stadium in the last outdoor game played in Minnesota.

U.S. BANK STADIUM OPENS – Erected at the site of the Metrodome, U.S. Bank Stadium opened its doors in July 2016. Luke Bryan and Metallica concerts and an international soccer match between Chelsea and AC Milan were the opening events in the new stadium.

BREAKING GROUND IN EAGAN – The Vikings broke ground on their new training facility- the Twin Cities Orthopedics Performance Center- in Eagan on August 2. The facility will open in spring 2018 as the Vikings headquarters for football and business operations.

U.S. BANK STADIUM OPENS FOR PLAY – The Vikings hosted the San Diego Chargers in a preseason contest played on Aug. 28, 2016 and the Green Bay Packers in the first regular season game at U.S. Bank Stadium in a primetime game on Sunday Night Football on Sept. 18, 2016, a 17-14 Vikings win to kick off the home slate. Kyle Rudolph scored the 1st Vikings TD on a pass from Sam Bradford.

NINTH NFC CHAMPIONSHIP GAME BERTH – The Vikings overcame key injuries early in the season to notch a 13-3 regular season and advance to the NFC Championship Game, earning the 2nd NFC North title and 2nd playoff berth in head coach Mike Zimmer's 4 seasons. The Vikings hosted New Orleans for an NFC Divisional Round playoff, the 1st playoff game at U.S. Bank Stadium.

MINNESOTA HOSTS SUPER BOWL LII – The state hosted the Super Bowl for the 2nd time, 26 years after playing host to Super Bowl XXVI at the Metrodome. Philadelphia topped New England 41-33 to claim the Lombardi Trophy. Justin Timberlake performed at halftime and Pink sang the national anthem.

TWIN CITIES ORTHOPEDICS PERFORMANCE CENTER OPENS – State of the art TCO Performance Center opened as the new daily home of the Minnesota Vikings in Eagan. The facility features 4 outdoor practice fields, an indoor field and TCO Stadium field. The facility opened for business on March 5, 2018 and houses all football and business functions for the team.

COUSINS SIGNS AS TOP FREE AGENT – The Vikings signed coveted free agent QB Kirk Cousins to a blockbuster deal on the first day of free agency in 2018, luring the former Washington signal-caller to take the helm of the Vikings offense.

VIKINGS MUSEUM OPENS – As part of the TCO Performance Center complex, the team opened the Minnesota Vikings Museum, an interactive look at the history of the team

NEW TRAINING CAMP TRADITION – The Vikings spent the 2018 training camp at TCO Performance Center, a first for the club after holding training camps on-campus at Bemidji (1961-65) and Mankato (1966-2017).

MOSS ENSHRINED – WR Randy Moss was inducted into the Pro Football Hall of Fame on Aug. 4, 2018. Moss was Rookie of the Year in 1998, ranks 2nd in team history for catches, yards and receiving TDs. Earned 3 All-Pro and 5 Pro Bowl honors with the Vikings in 8 seasons.

JORDAN HONORED – TE Steve Jordan was inducted into the Vikings Ring of Honor on Oct. 24, 2019 at halftime of the Thursday Night Football win over Washington at U.S. Bank Stadium. The 3rd-leading receiver in team history, Jordan went to 6 straight Pro Bowls in his career.

UNSETTLED OFFSEASON– The spring of 2020 was one of the most unprecedented in the history of the nation as the Coronavirus pandemic forced businesses to close, travel to shut down and social distancing became the norm. The Vikings were unable to hold a normal offseason with players and coaches working on-site. The 2020 Draft was done remotely and the club's offseason meetings were done by video conference.

SOCIAL JUSTICE AWARENESS RISES– The aftermath of George Floyd's death in Minneapolis led to protests in the Twin Cities and across the world calling for reform and renewed emphasis on social justice. The Vikings leaned on their player-led Social Justice Committee and support from ownership to help navigate the emotional times. The team announced a \$5 million donation from the Wilf family

for social justice initiatives in Minnesota and across the country and a scholarship funded in Floyd's name for African American students going on to post-secondary education.

HUTCHINSON INDUCTED– G Steve Hutchinson was slated for inducted into the Pro Football Hall of Fame on August 8, 2020 but ceremonies were postponed until 2021. Hutchinson played for the Vikings 2006-11, helping Adrian Peterson set the NFL record with 296 rushing yards against San Diego in 2007. Hutchinson was a 7-time AP All-Pro honoree, was selected to the 2000's Team of the Decade.

COVID19 ALTERS PLANS– The 2020 NFL offseason program became a virtual experience with meetings taking place remotely. The preseason was cancelled and crowds for home games were eliminated or severely limited. The Vikings opened their 60th season of play to an empty U.S. Bank Stadium when hosting Green Bay in the season opener. The Vikings were unable to welcome fans to home games in 2020 and had severely limited crowds in only 4 road games - at Indianapolis, Houston, Tampa Bay and New Orleans, drawing a season-high 16,031 at Tampa.

WILLIAMS RECOGNIZED– DT Kevin Williams was named to the Vikings Ring of Honor in 2021, making him only the 3rd DT in team history to reach the Ring. A 1st-round pick in 2003 (#9 overall), Williams played 11 seasons with the Vikings, earning 6 Pro Bowl berths and 5 times was a 1st-Team Associated Press All-Pro.

LEADERSHIP CHANGES– The team hired Kwesi Adofo-Mensah as General Manager and Kevin O'Connell as Head Coach entering the 2022 season. Both enter their first seasons in the roles, replacing Rick Spielman and Mike Zimmer respectively.

ALLEN HONORED– DE Jared Allen was inducted into the Vikings Ring of Honor, the 26th member of the exclusive group. A Pro Bowler in 4 of his 6 seasons with the Vikings, Allen set the team sack record for a season with 22.0 in 2011. He amassed 136.0 sacks in his 12 NFL seasons.

NFC NORTH TITLE– Under the direction of 1st-year head coach Kevin O'Connell the Vikings won the NFC North. O'Connell joined Dennis Green as the only 1st-year coaches in team history to win a Division title. O'Connell's 13-4 record is the best by a 1st-year head coach in club history.

GRANT PASSES– Hall of Fame coach and franchise icon Bud Grant passed on March 11, 2023 at the age of 95. The winningest coach in team history, Grant remained active with the team as a consultant until the end of his life.

VIKINGS COACHING HISTORY

YEARS	HEAD COACH	TOTAL GAMES	REGULAR SEASON (%)	PLAYOFFS (%)	OVERALL (%)
1961-66	Norm Van Brocklin	84	29-51-4 (.369)	0-0-0 (.000)	29-51-4 (.369)
1967-83, '85	Bud Grant	281	158-96-5 (.620)	10-12-0 (.454)	168-108-5 (.607)
1984	Les Steckel	16	3-13-0 (.188)	0-0-0 (.000)	3-13-0 (.188)
1986-91	Jerry Burns	101	52-43-0 (.547)	3-3-0 (.500)	55-46-0 (.544)
1992-2001	Dennis Green	171	97-62-0 (.610)	4-8-0 (.250)	101-70-0 (.591)
2001-05	Mike Tice	67	32-33-0 (.492)	1-1-0 (.500)	33-34-0 (.493)
2006-10	Brad Childress	77	39-35-0 (.527)	1-2-0 (.333)	40-37-0 (.519)
2010-13	Leslie Frazier	55	21-32-1 (.398)	0-1-0 (.000)	21-33-1 (.391)
2014-21	Mike Zimmer	134	72-56-1 (.558)	2-3-0 (.400)	74-59-1 (.552)
2022-	Kevin O'Connell	20	13-6 (.684)	0-1 (.000)	13-7 (.650)
Total		1,006	515-426-11 (.547)	21-31-0 (.412)	537-457-11 (.540)



Norm Van Brocklin




Bud Grant




Les Steckel



Jerry Burns



Dennis Green




Mike Tice



Brad Childress



Leslie Frazier



Mike Zimmer



Kevin O'Connell

Norm Van Brocklin - Named Vikings Head Coach on January 18, 1961...The former quarterback had retired from the NFL following the 1960 season after 12 professional seasons with the Los Angeles Rams (1949-57) and Philadelphia Eagles (1958-60)...“The Dutchman” led the Eagles to the NFL crown in 1960 and was the League MVP...Set an NFL record with 554 passing yards in the 1951 season opener...Threw for 23,611 yards and 173 TDs in his NFL career and played in 10 Pro Bowls...Inducted into the Pro Football Hall of Fame in 1971...Coached 84 games with the Vikings with a 29-51-4 record....Went on to coach the Atlanta Falcons from 1968-73...Born March 15, 1926, in Eagle Butte, SD...Died May 2, 1983...Attended Oregon where he was an All-American.

Bud Grant - Named Vikings Head Coach on March 10, 1967...Came to Minnesota following a successful coaching career in the Canadian Football League with the Winnipeg Blue Bombers, leading the team to 4 Grey Cup championships and playing in the game 6 times...Coached the Vikings in 281 total games, retiring after the 1983 season only to be coaxed back to coach the team again in 1985 before retiring for good...Led Vikings to Super Bowl IV, VIII, IX and XI...Won 11 Central Division titles and made 12 appearances in the playoffs...Member of both the CFL and Pro Football Halls of Fame...Inducted into Vikings Ring of Honor in 1998...Born May 20, 1927 in Superior, WI...Died March 11, 2023...An avid outdoorsman who travels the world hunting and fishing.

Les Steckel - Named Head Coach on January 29, 1984...Coached the Vikings for the 1984 season, finishing 3-13...Served as an offensive assistant with the Vikings 1979-83...Came to Minnesota in 1979 after working on the San Francisco 49ers staff...Was the youngest Head Coach in the NFL in 1984 at age 38...Born July 1, 1946, in Whitehall, PA...Began his playing career at Kansas as a walk-on, playing 4 seasons for the Jayhawks as a running back...Worked for Senator Robert Kennedy's campaign as a volunteer following his 1968 graduation...Joined the Marine Corps and served as an infantry Lieutenant, seeing combat in Vietnam...Left the service in 1972 and began his coaching career at Colorado, working with the Buffaloes from 1972-76, the US Naval Academy in 1977 and the 49ers in 1978.

Jerry Burns - Named Vikings Head Coach on January 6, 1986...Served as Vikings offensive coordinator from 1968-85, guiding the team to 4 Super Bowl berths and 11 Central Division titles...Served as Vikings Head Coach 6 seasons, 1986-91...Coached the team in 101 total games, going 52-43 in the regular season and 3-3 in the playoffs...Led the Vikings to the NFC Championship game in 1987, earning upset wins at New Orleans and San Francisco along the way before falling to the Redskins 17-10 in Washington...Won the NFC Central in 1989...Coached in 6 Super Bowls, 4 as Vikings offensive coordinator and 2 as the Green Bay Packers' defensive backs coach in Super Bowls I and II...Played QB for Michigan on the 1950 Rose Bowl team...Began his coaching career in 1951 at University of Hawaii...Head Coach at the University of Iowa from 1961-65...Inducted into Vikings Ring of Honor in 2005...Born January 24, 1927...Died May 12, 2021.

Dennis Green - Named Vikings Head Coach on January 10, 1992...Came to Minnesota after reviving the Stanford University football program, serving as Head Coach from 1989-91, the only Vikings Head Coach to come directly from the college ranks...Coached 171 total games in 10 seasons with the Vikings, leading the team to 4 Central Division titles and the NFC Championship game twice...Vikings made the playoffs 8 of Green's 10 seasons and the 1998 club set the NFL single-season scoring record at 556 points, averaging 34.8 points per game...An advocate of community involvement, Green initiated Community Tuesdays, which had players active in the Twin Cities on their day off, a concept that spread to the entire National Football League...Born February 17, 1949 in Harrisburg, PA...Died July 21, 2016...Named NFL Coach of the Year in 1992 by the Washington Touchdown Club and in 1998 by Sports Illustrated and the Maxwell Club...Inducted into Vikings Ring of Honor in 2018.

Mike Tice - Named Vikings Head Coach on January 10, 2002 after serving as the team's coach for the final regular season game of the 2001 season...Became the 1st Vikings player to go on and serve as Head Coach...Enjoyed a 14-year NFL playing career as a TE, including 1992-93, '95 with the Vikings...Played in 177 career games with Seattle, Washington and Minnesota...Originally signed by Seattle as a rookie free agent QB in 1981...Born February 2, 1959, in Bayshore, NY...Began coaching career with Minnesota Vikings as TE coach in 1996...Coached offensive line from 1997-2001 and added title of Assistant Head Coach in 2001.

Brad Childress - Named Vikings Head Coach on January 6, 2006...Led Vikings to consecutive NFC North titles in 2008-09...Won first game with Vikings over Washington on Monday Night Football...Joined the Vikings after 7 seasons with Philadelphia, working from 2002-05 as the Eagles' offensive coordinator...Helped guide Eagles to Super Bowl XXXIX...Coached at University of Wisconsin from 1991-98...Got first taste of NFL coaching with Indianapolis Colts in 1985...Started coaching career at University of Illinois from 1978-84...Born June 27, 1956 and raised in Aurora, IL.

Leslie Frazier - Named Vikings Head Coach on January 3, 2011 after serving as Interim Head Coach for final 6 games of 2010 season, going 3-3...Finished 21-32-1 as Head Coach in the regular season...Made his 1st and only playoff appearance as Vikings head coach in 2012 after going 10-6... Led the the biggest single-season turnaround in team history and finished tied for 3rd in Coach of the Year voting in 2012...Won 1st game as interim coach at Washington (11/28/10)...Vikings Defensive Coordinator 2007-10...Played for Division rival Chicago from

1981-86, starting at CB on Bears Super Bowl XX championship team...Entered NFL as assistant coach with Philadelphia in 1999...Began coaching career in 1988 at tiny Trinity College in suburban Chicago, starting the football program from the ground up as the 1st coach in program history...Part of Super Bowl winner with Chicago as a player and Indianapolis as an assistant coach...Born April 3, 1959 in Columbus, MS.

Mike Zimmer - Named Vikings Head Coach on January 15, 2014...Posted 74 wins, including playoffs, in 8 seasons as head coach, advancing to 2017 NFC Championship Game after a 13-3 regular season...Earned 2015 and 2017 NFC North Division titles and led team to 5 playoff games...Vikings ranked #1 in NFL total defense in 2017...Served as a defensive coordinator for the previous 14 seasons for Cincinnati (2008-13), Atlanta (2007) and Dallas (2000-06)...Part of 13 playoff teams in his NFL tenure and teams that have won 9 Division titles...Coached Cowboys DBs when team won Super Bowl XXX over Pittsburgh...Had a top-7 defense 4 of his final 5 seasons with Cincinnati...Before moving to the NFL ranks with Dallas in 1994 he spent 15 seasons coaching at the collegiate level where he spent his final 5 seasons as defensive coordinator at Washington State from 1989-93...Was at Weber State from 1981-88 serving as defensive coordinator from 1983-88...Entered the coaching profession at Missouri where he served as an assistant from 1979-80...Played QB and then later LB at Illinois State...Wife, Vikki, passed in 2009...Born June 5, 1956 in Peoria, IL.

Kevin O'Connell - Named 10th Vikings Head Coach on February 16, 2022...Set Vikings record for most wins by a 1st-year coach with 13 in 2022...Only the 2nd Vikings head coach to win a Division title in their 1st season...Joined Vikings from Super Bowl LVI champion LA Rams, where he served as Offensive Coordinator in 2020 and '21 and was OC in Washington in 2019...Helped Rams WR Cooper Kupp earn 2021 NFL Offensive Player of the Year and Super Bowl MVP honors...Began coaching career with Cleveland in 2015...Coached in San Francisco ('16) and Washington ('17-19)...Was a 3rd-round draft pick by New England in 2008, going on to play for NY Jets from 2009-11 when the Jets went to consecutive AFC title games in 2009 and '10...Played QB at San Diego State from 2004-07...Born May 25, 1985 in Nashville, Tenn.

VIKINGS ALL-TIME COACHING STAFFS

Norm Van Brocklin (1961-66)

Walt Yowarsky, Darrel Brewster (1961-63), Harry Gilmer (1961-64), Stan West (1961-63), Tom McCormick (1963-66), Marion Campbell (1964-66), Lew Carpenter (1964-66), Jack Faulkner (1965), Jim Carr (1966).

Bud Grant (1967-83)

Buster Mertes, John Michels, Jim Carr (1967-68, 1978-81), Bob Hollway 1967-70, '78-83), Jerry Burns (1968-83), Neill Armstrong (1969-77), Jack Patera (1969-75), Jocko Nelson (1971-78), Buddy Ryan (1976-77), Murray Warmath (1978-79), Floyd Reese (1979-83), Les Steckel (1979-83), Tom Cecchini (1980-83), Jed Hughes (1982-83).

Les Steckel (1984)

Tom Batta, Raymond Berry, Bud Bjornaraa, Dean Brittenham, Jerry Burns, Ross Fichtner, Bob Hollway, Bob Leahy, Buster Mertes, John Michels, Dan Radakovich, Floyd Reese, Dick Rehbein, Mike Sweatman.

Bud Grant (1985)

Tom Batta, Jerry Burns, Pete Carroll, Bob Hollway, John Michels, Floyd Reese, Dick Rehbein, Marc Trestman, Paul Wiggin.

Jerry Burns (1986-91)

Tom Batta, John Michels, Dick Rehbein, Paul Wiggin, Pete Carroll (1986-89), Bob Hollway (1986), Monte Kiffin (1986-89, '91), Floyd Peters (1986-90), Bob Schnelker (1986-90), Marc Trestman (1986, '89-91), John Brunner (1987-91), Rollie Dotsch (1987), Jerry Brown (1988-91), Maxie Baughan (1989-91), Tom Moore (1989-91).

Dennis Green (1992-2001)

***Mike Tice Coach Last Game of 2001**

Richard Solomon (1992-01), Steve Wetzel (1992-01), Tom Batta (1992-93), Jack Burns (1992-93), Brian Billick (1992-98), Tony Dungy (1992-95), Monte Kiffin (1992-94), John Michels (1992-93), Tom Moore (1992-93), Willie Shaw (1992-93, 2001), John Teerlinck (1992-94), Tyrone Willingham (1992-94), Mike Wolf (1992-94), Chris Foerster (1993-95), Carl Hargrave (1994-2001), Foge Fazio (1995-99), John Levra (1995-97), Chip Myers (1995-98), Ray Sherman (1995-97, '99), Jeff Friday (1996-98), Tom Olivadotti (1996-99), Mike Tice (1996-2001), Dave Atkins (1997-99), Wade Harman (1997-98), Hubbard Alexander (1998-99), Andre Patterson (1998-99), Dean Dalton (1999-2001), John Kasper (1999), John Tice (1999-2001), Alex Wood (1999-2001), Charlie Baggett (2000-01), John Fontes (2000), Chuck Knox, Jr. (2000-01), Daryl Lawrence (2000-01), Sherman Lewis (2000-01), Emmitt Thomas (2000-01), Fred von Appen (2000), Brian Baker (2001), Gary Zauner (1994-01), Trent Walters (1994-01), Keith Rowen (1994-96), Jerry Rhome (1994), Mark Asanovich (1995).

Mike Tice (2002-05)

Charlie Baggett (2002-04), Brian Baker (2002-05), Pete Bercich (2002-05), Ted Cottrell (2004-05), Dean Dalton (2002-05), Mark Ellis (2004-05), Jay Hayes (2002), Chuck Knox, Jr. (2002-05), Daryl Lawrence (2002-03), Scott Linehan (2002-04), Steve Loney (2002-05), George O'Leary (2002-03), Jim Panagos (2002-05), Willie Shaw (2002-03), John Tice (2002-05), Steve Wetzel (2002-03), Alex Wood (2002), Randy Hanson (2003-05), Kevin Ross (2003-05), Kurtis Shultz (2004-05), Rusty Tillman (2003-05), Wes Chandler (2005), Foge Fazio (2005), Rich Olson (2005), Jerry Rhome (2005).

Brad Childress, Leslie Frazier (2006-10)

***Frazier Coached Final Six Games of 2010**

Juney Barnett (2006-10), Darrell Bevell (2006-10), Eric Bieniemy (2006-10), Brendan Daly (2006-08), Karl Dunbar (2006-10), Paul Ferraro (2006-08), Ryan Ficken (2007-10), Leslie Frazier (2007-10), Jason Glenn (2009), Jim Hueber (2006-10), Jeff Imamura (2006-10), Jimmie Johnson (2006-10), Tom Kanavy (2006-10), Derek Mason (2007-09), Clay Matchett (2006), Pat Morris (2006-10), Brian Murphy (2006-10), Chad O'Shea (2006-08), Fred Pagac (2006-10), Dennis Polian (2009-10), Diron Reynolds (2009-10), Kevin Rogers (2006-10), Matt Sheldon (2010), Ryan Silverfield (2008-10), Kevin Stefanski (2006-10), George Stewart (2007-10), Martin Streight (2006-10), Mike Tomlin (2006), Chris White (2009-10), Joe Woods (2006-10), Darrell Wyatt (2006).

Leslie Frazier (2011-13)

Juney Barnett (2011), Brendan Daly (2012-13), Jeff Davidson (2011-13), Karl Dunbar (2011), Ryan Ficken (2011-13), Jeff Howard (2013), Jeff Imamura (2011-13), Craig Johnson (2011-13), Jimmie Johnson (2011-13), Tom Kanavy (2011-13), Klint Kubiak (2013), Aaron McLaurin (2012-13), Bill Musgrave (2011-13), Fred Pagac (2011-13), Mike Priefer (2011-13), Diron Reynolds (2011-13), James Saxon (2011-13), Matt Sheldon (2011), Ryan Silverfield (2011-13), Mike Singletary (2011-13), Kevin Stefanski (2011-13), George Stewart (2011-13), Martin Streight (2011-13), Cameron Turner (2011-12), Chris White (2011-12), Alan Williams (2012-13), Joe Woods (2011-13).

Mike Zimmer (2014-21)

Imarjaye Albury (2020-21), Robb Akey (2014), Roy Anderson (2020-21), Clancy Barone (2017-18), Dom Capers (2020), Jeff Davidson (2014-15), John DeFilipo (2018), Rick Dennison (2019-21), Todd Downing (2018), George Edwards (2014-19), Ryan Ficken (2014-21), Hank Fraley (2014-16), Jonathan Gannon (2014-17), Jerry Gray (2014-19), Darrell Hazell (2017-18), Josh Hingst (2021), Ellis Hill (2018), Jeff Howard (2014-19), Jeff Hurd (2014-16), Andrew Janocko (2015-21), Marquis Johnson (2021), Christian Jones (2019-21), Daronte Jones (2020), Derik Keyes (2017-21), Gary Kubiak (2019-20), Klint Kubiak (2014, '19-21), Reshard Langford (2017), Chaz Mahle (2015-20), Marwan Maalouf (2019-20), Evan Marcus (2014-15), Keenan McCardell (2021), Terence Newman (2018), Brian Pariani (2019-21), A.C. Patterson (2019-21), Andre Patterson (2014-21), Drew Petzing (2014-19), Kennedy Polamalu (2017-21), Mike Priefer (2014-18), Nick Rallis (2018-20), Phil Rauscher (2020-21), Robert Rodriguez (2015-19), Brent Salazar (2016), Karl Scott (2021), Sam Seifkes (2021), Pat Shurmur (2016-17), Tony Sparano (2016-17), Ben Steele (2021), Robert Steeples (2021), Kevin Stefanski (2014-19), George Stewart (2014-16), Norv Turner (2014-16), Scott Turner (2014-16), Mark Uzeyama (2017-20), Kirby Wilson (2014-15), Josh Woods (2021), Adam Zimmer (2014-21).

Kevin O'Connell (2022-)

Roy Anderson (2022), Brian Angelichio (2022-), Ryan Cordell (2022-), Matt Daniels (2022-), Ed Donatell (2022), Steve Donatell (2022), Josh Hingst (2022-), Jerrod Johnson (2022), Marquis Johnson (2022), Daronte Jones (2022-), Derik Keyes (2022-), Ben Kotwicka (2022), Chris Kuper (2022-), Greg Manusky (2022), Keenan McCardell (2022-), Curtis Modkins (2022-), Derron Montgomery (2022-), Chris O'Hara (2022-), Mike Pettine (2022-), Wes Phillips (2022-), Justin Rascati (2022-), Dan Ridenour (2022-), Chris Rumph (2022-), Sam Seifkes (2022), Mike Smith (2022-), Tony Sorrentino (2022-), A'Lique Terry (2022-), Grant Udinski (2022-).

VIKINGS ALL-TIME ASSISTANT COACHES ROSTER

Albury, Imarjaye, 2020-21
Akey, Robb, 2014
Alexander, Hubbard, 1998-99
Anderson, Roy, 2020-
Angelichio, Brian, 2022-
Armstrong, Neill, 1969-77
Atkins, Dave, 1997-99
Asanovich, Mark, 1995
Baggett, Charlie, 2000-04
Baker, Brian, 2001-03
Barnett, Juney, 2006-11
Barone, Clancy, 2017-18
Batta, Tom, 1984-93
Baughan, Maxie, 1989-91
Bennett, Lance, 2023-
Bercich, Pete, 2002-05
Berry, Raymond, 1984
Bevell, Darrell, 2006-10
Bieniemy, Eric, 2006-10
Billick, Brian, 1992-98
Bjornaraa, Bud, 1984
Bogardus, Thad, 2023-
Brewster, Darrel, 1961-63
Brittenham, Dean, 1984
Brown, Jerry, 1988-91
Brunner, John, 1987-91
Burns, Jerry, 1968-85
Burns, Jack, 1992-93
Campbell, Marion, 1964-66
Capers, Dom, 2020
Carpenter, Lew, 1964-66
Carr, Jim, 1966-68; 1978-81
Carroll, Pete, 1985-89
Cecchini, Tom, 1980-83
Cordell, Ryan, 2022-
Cotttrell, Ted, 2004-05
Dalton, Dean, 1999-2005
Daly, Brendan, 2006-08; '12-13
Daniels, Matt, 2022-
Davidson, Jeff, 2011-15
DeFilippo, John, 2018
Dennison, Rick, 2019-21
Donatell, Ed, 2022
Donatell, Steve, 2022
Dotsch, Rollie, 1987
Downing, Todd, 2018
Dunbar, Karl, 2006-11
Dungy, Tony, 1992-95
Edwards, George, 2014-19
Ellefson, Ben, 2023-
Ellis, Mark, 2004-05
Faulkner, Jack, 1965
Fazio, Foge, 1995-99, 2005
Ferraro, Paul, 2006-08
Fichtner, Ross, 1984
Ficken, Ryan, 2007-21
Flores, Brian, 2023-
Foerster, Chris, 1993-95
Fontes, John, 2000

Fraley, Hank, 2014-16
Frazier, Leslie, 2007-10
Friday, Jeff, 1996-98
Gannon, Jonathan, 2014-17
Gibson, Dalmin, 2023-
Gilmer, Harry, 1961-64
Glenn, Jason, 2009
Gray, Jerry, 2014-19
Hanson, Randy, 2003-05
Hargrave, Carl, 1994-2001
Harman, Wade, 1997-98
Hayes, Jay, 2002
Hazell, Darrell, 2017-18
Hill, Ellis, 2018
Hill, Pat, 2023-
Hingst, Josh, 2021-
Hollway, Bob, 1967-70; '78-86
Howard, Jeff, 2013-19
Hueber, Jim, 2006-10
Hughes, Jed, 1982-83
Hurd, Jeff, 2014-16
Hutchings, Michael, 2023-
Imamura, Jeff, 2006-13
Janocko, Andrew, 2015-21
Johnson, Craig, 2011-13
Johnson, Jerrod, 2022-
Johnson, Jimmie, 2006-13
Johnson, Marquis, 2021-22
Jones, Christian, 2019-21
Jones, Daronte, 2020, '22-
Kanavy, Tom, 2006-13
Kasper, John, 1999
Keyes, Derik, 2018-
Kiffin, Monte, 1986-89; '91-94
Knox, Jr., Chuck, 2000-05
Kotwicka, Ben, 2022
Kubiak, Gary, 2019-20
Kubiak, Klint, 2013-14, '19-21
Kuper, Chris, 2022-
Langford, Reshard, 2017
Lawrence, Daryl, 2000-03
Leahy, Bob, 1984
Levra, John, 1995-97
Lewis, Sherman, 2000-01
Linehan, Scott, 2002-04
Loney, Steve, 2002-05
Maalouf, Marwan, 2019-20
Mahle, Chaz, 2015-20
Manusky, Greg, 2022
Mason, Derek, 2007-09
Marcus, Evan, 2014-15
Matchett, Clay, 2006
McCardell, Keenan, 2021-
McCormick, Tom, 1963-66
McLaurin, Aaron, 2012-13
Mertes, Buster, 1967-84
Michels, John, 1967-93
Modkins, Curtis, 2022-
Montgomery, Derron, 2022-

Moore, Tom, 1989-93
Morris, Pat, 2006-10
Murphy, Brian, 2006-10
Musgrave, Bill, 2011-13
Myers, Chip, 1995-98
Nelson, Jocko, 1971-78
Newman, Terence, 2018
O'Hara, Chris, 2022-
O'Leary, George, 2002-03
O'Shea, Chad, 2006-08
Olivadotti, Tom, 1996-99
Olson, Rich, 2005
Pagac, Fred, 2006-13
Panagos, Jim, 2002-05
Pariani, Brian, 2019-21
Patera, Jack, 1969-75
Patterson, A.C., 2019-21
Patterson, Andre, 1998-99, 2014-
Peters, Floyd, 1986-90
Pettine, Mike, 2022-
Petzing, Drew, 2014-19
Phillips, Wes, 2022-
Polamalu, Kennedy, 2017-21
Polian, Dennis, 2009-10
Priefer, Mike, 2011-18
Radakovich, Dan, 1984
Rallis, Nick, 2018-20
Rascati, Justin, 2022-
Rauscher, Phil, 2020-21
Reese, Floyd, 1979-85
Rehbein, Dick, 1984-91
Reynolds, Diron, 2009-13
Rhome, Jerry, 1994, 2005
Ridenour, Dan, 2022-
Rodriguez, Robert, 2015-19
Rogers, Kevin, 2006-10
Ross, Kevin, 2003-05
Rowen, Keith, 1994-96
Ryan, Buddy, 1976-77
Salazar, Brent, 2016
Saxon, James, 2011-13
Schnelker, Bob, 1986-90
Scott, Karl, 2021
Siefkes, Sam, 2021
Siravo, Mike, 2023-
Sheldon, Matt, 2010-11
Shultz, Kurtis, 2004-05
Shurmur, Pat, 2016-17
Shaw, Willie, 1992-93; 2001-02
Sherman, Ray, 1995-97; '99
Silverfield, Ryan, 2008-13
Singletary, Mike, 2011-13
Smith, Mike, 2022-
Solomon, Richard, 1992-2001
Sorrentino, Tony, 2022-
Sparano, Tony, 2016-17
Steckel, Les, 1979-83
Stefanski, Kevin, 2006-19
Steeple, Robert, 2021

Stewart, George, 2007-16
Streight, Martin, 2006-13
Sweatman, Mike, 1984
Teerlinck, John, 1992-94
Terry, A'Lique, 2022
Thomas, Emmitt, 2000-01
Tice, John, 1999-2005
Tice, Mike, 1996-2001
Tillman, Rusty, 2003-05
Tomlin, Mike, 2006
Trestman, Marc, 1985-86; '89-91
Turner, Cameron, 2011-12
Turner, Norv, 2014-16
Turner, Scott, 2014-16
Udinski, Grant, 2022-
Uyeyama, Mark, 2017-20
von Appen, Fred, 2000
Walters, Trent, 1994-2001
Warmath, Murray, 1978-79
White, Chris, 2009-12
West, Stan, 1961-63
Wetzel, Steve, 1992-2003
Wiggin, Paul, 1985-91
Williams, Alan, 2012-13
Willingham, Tyrone, 1992-94
Wilson, Kirby, 2014-15
Wolf, Mike, 1992-94
Wood, Alex, 1999-2002
Woods, Joe, 2006-13
Woods, Josh, 2021
Wyatt, Darrell, 2006
Yowarsky, Walt, 1961-66
Zauner, Gary, 1994-2001
Zimmer, Adam, 2014-21

VIKINGS YEAR-BY-YEAR

(Home Fields: 1961-81 Metropolitan Stadium, 1982-2013 HHH Metrodome, 2014-15 TCF Bank Stadium, 2016-Present U.S. Bank Stadium)

ALL-TIME RECORD: REGULAR SEASON 516-427-11 / POST SEASON 21-31 / OVERTIME 28-21-4

1961
Head Coach: Norm Van Brocklin
Preseason (0-5)
 8/5 L 13 Dallas at Sioux Falls (4,954) 38
 8/18 L 3 at Baltimore Colts (10,203) 13
 8/26 L 10 San Fran. at Portland (27,044) 14
 9/2 L 7 Chicago at Cedar Rapids (12,500) 30
 9/10 L 17 L.A. Rams (27,982) 21
Regular Season (3-11)
Finish: 7th in NFL Western Conference
 9/17 W 37 Chicago (32,236) 13
 9/24 L 7 at Dallas (12,992) 21
 10/1 L 33 at Baltimore Colts (54,259) 34
 10/8 L 0 Dallas (33,070) 28
 10/15 L 24 San Francisco (34,415) 38
 10/22 L 7 Green Bay (42,007) 33
 10/29 L 10 at Green Bay (Milw.) (44,112) 28
 11/5 L 17 at L.A. Rams (38,594) 31
 11/12 W 28 Baltimore Colts (38,010) 20
 11/19 L 10 Detroit (32,296) 37
 11/26 L 28 at San Francisco (43,905) 38
 12/3 W 42 L.A. Rams (30,068) 21
 12/10 L 7 at Detroit (42,655) 13
 12/17 L 35 at Chicago (34,539) 52
285 407

1962
Head Coach: Norm Van Brocklin
Preseason (2-3)
 8/11 L 24 San Francisco at Seattle (22,500) 30
 8/18 L 24 L.A. Rams at Portland (23,544) 33
 8/25 L 21 St. L. Cards at Mpls.-Parade (15,500) 24
 9/2 W 24 Baltimore Colts (29,544) 13
 9/8 W 45 Dallas at Atlanta (12,500) 26
Regular Season (2-11-1)
Finish: 6th in NFL Western Conference
 9/16 L 7 at Green Bay (38,669) 34
 9/23 L 7 Baltimore Colts (30,787) 34
 9/30 L 7 at San Francisco (38,407) 21
 10/7 L 0 Chicago (33,141) 13
 10/14 L 21 Green Bay (41,475) 48
 10/21 W 38 at L.A. Rams (33,071) 21
 10/28 W 31 Philadelphia (30,071) 14
 11/4 L 31 at Pittsburgh (14,642) 39
 11/11 L 30 at Chicago (46,984) 31
 11/18 L 6 Detroit (31,257) 17
 11/25 T 24 L.A. Rams (26,728) 24
 12/2 L 12 San Francisco (33,076) 35
 12/9 L 23 at Detroit (42,256) 37
 12/16 L 17 at Baltimore Colts (53,645) 42
254 410

1963
Head Coach: Norm Van Brocklin
Preseason (4-1)
 8/10 W 43 San Francisco at Portland, Ore. (20,837) 28
 8/17 W 27 at L.A. Rams (42,966) 3
 8/25 W 17 N.Y. Giants (29,815) 16
 8/31 L 27 Philadelphia at Hershey, PA (15,861) 34
 9/6 W 35 at St. Louis (30,842) 0
Regular Season (5-8-1)
Finish: Tied 4th in NFL Western Conference
 9/15 W 24 at San Francisco (30,781) 20
 9/22 L 7 Chicago (33,923) 28
 9/29 W 45 San Francisco (28,567) 14
 10/6 L 14 St. Louis Cards (30,220) 56
 10/13 L 28 Green Bay (42,567) 37
 10/20 L 24 at L.A. Rams (30,555) 27
 10/27 L 10 at Detroit (44,509) 28
 11/3 W 21 L.A. Rams (33,567) 13
 11/10 L 7 at Green Bay (42,327) 28
 11/17 L 34 Baltimore Colts (33,136) 37
 11/24 W 34 Detroit (28,763) 31
 12/1 T 17 at Chicago (47,249) 17
 12/8 L 10 at Baltimore Colts (54,122) 41
 12/15 W 34 at Philadelphia (54,403) 13
309 390

1964
Head Coach: Norm Van Brocklin
Preseason (5-0)
 8/8 W 21 N.Y. Giants (31,581) 7
 8/15 W 24 St. L. Cards at Atlanta (9,500) 10
 8/22 W 24 San Fran. at Salt Lake (20,207) 21
 8/29 W 34 at L.A. Rams (39,938) 23
 9/5 W 21 Philadelphia at Hershey (9,212) 20
Regular Season (8-5-1)
Finish: Tied 2nd in NFL Western Conference
 9/13 W 34 Baltimore Colts (35,563) 24
 9/20 L 28 Chicago (41,387) 34
 9/27 L 13 at L.A. Rams (50,009) 22
 10/4 W 24 at Green Bay (42,327) 23
 10/11 L 20 Detroit (40,840) 24
 10/18 W 30 Pittsburgh (39,873) 10

10/25 W 27 at San Francisco (31,845) 22
 11/1 L 13 Green Bay (44,278) 42
 11/8 W 24 San Francisco (40,408) 7
 11/15 L 14 at Baltimore Colts (60,213) 17
 11/22 T 23 at Detroit (48,291) 23
 11/29 W 34 L.A. Rams (31,677) 23
 12/6 W 30 at N.Y. Giants (62,802) 21
 12/13 W 41 at Chicago (46,486) 14
355 296

1965
Head Coach: Norm Van Brocklin
Preseason (5-0)
 8/14 W 31 Pittsburgh at Atlanta (39,240) 21
 8/20 W 35 Philadelphia (43,125) 23
 8/28 W 20 Washington at Charlotte, N.C. (20,426) 16
 9/3 W 57 Dallas at Birmingham (41,500) 17
 9/11 W 24 N.Y. Giants at Omaha (14,250) 9
Regular Season (7-7)
Finish: 5th in NFL Western Conference
 9/19 L 16 at Baltimore Colts (56,562) 35
 9/26 L 29 Detroit (46,826) 31
 10/3 W 38 at L.A. Rams (36,755) 35
 10/9 W 40 N.Y. Giants (44,283) Sat. night 14
 10/17 L 37 Chicago (47,426) 45
 10/24 W 42 at San Francisco (42,680) 41
 10/31 W 27 at Cleveland (83,505) 17
 11/7 W 24 L.A. Rams (47,426) 13
 11/14 L 21 Baltimore Colts (47,426) 41
 11/21 L 13 Green Bay (47,426) 48
 11/28 L 24 San Francisco (40,306) 45
 12/5 L 19 at Green Bay (40,852) 24
 12/12 W 29 at Detroit (45,420) 7
 12/19 W 24 at Chicago (46,604) 17
383 40

1966
Head Coach: Norm Van Brocklin
Preseason (3-1-1)
 8/6 T 6 Detroit at New Orleans (38,500) 6
 8/13 W 35 Pittsburgh at Portland (21,228) 6
 8/20 W 24 L.A. Rams (40,270) 10
 8/26 W 30 Washington at Clev. (83,414) 27
 9/2 L 24 at Dallas (58,316) 28
Regular Season (4-9-1)
Finish: Tied 6th in NFL Western Conference
 9/11 T 20 at San Francisco (29,312) 20
 9/18 L 23 Baltimore Colts (47,426) 38
 9/25 L 17 at Dallas (64,116) 28
 10/2 L 10 Chicago (47,426) 13
 10/16 W 35 L.A. Rams (47,426) 7
 10/23 L 17 at Baltimore Colts (60,238) 20
 10/30 W 28 San Francisco (45,077) 3
 11/6 W 20 at Green Bay (50,861) 17
 11/13 L 31 Detroit (43,939) 32
 11/20 L 6 at L.A. Rams (38,775) 21
 11/27 L 16 Green Bay (47,426) 28
 12/4 L 13 Atlanta (37,117) 20
 12/11 W 28 at Detroit (43,022) 16
 12/18 L 28 at Chicago (45,191) 41
292 304

1967
Head Coach: Bud Grant
Preseason (2-3)
 8/12 W 34 Philadelphia at Tulsa (24,500) 0
 8/18 L 9 at Denver (31,850) 14
 8/27 L 3 N.Y. Giants at New Haven (43,584) 21
 9/2 W 16 Atlanta at Cleveland (84,236) 4
 9/10 L 14 Cleveland (40,012) 32
Regular Season (3-8-3)
Finish: 4th in NFL Central
 9/17 L 21 San Francisco (39,638) 27
 9/22 L 3 at L.A. Rams (52,255) Fri. night 39
 10/1 L 7 Chicago (44,868) 17
 10/8 L 24 St. Louis Cards (40,017) 34
 10/15 W 10 at Green Bay (Milw.) (49,601) 7
 10/22 T 20 Baltimore Colts (47,693) 20
 10/29 L 20 at Atlanta (52,859) 21
 11/5 W 27 N.Y. Giants (44,960) 24
 11/12 T 10 Detroit (40,032) 14
 11/19 L 10 at Cleveland (68,431) 10
 11/26 W 41 at Pittsburgh (23,773) 37
 12/3 L 27 Green Bay (47,693) 20
 12/10 T 10 at Chicago (40,110) 14
 12/17 L 3 at Detroit (44,874) 10
233 294

1968
Head Coach: Bud Grant
Preseason (3-2)
 8/10 L 10 Kansas City (45,228) 13
 8/17 W 39 at Denver (20,901) 16
 8/24 W 52 Philadelphia (41,229) 10
 9/1 L 28 at St. Louis Cards (25,233) 31

9/6 W 20 New Orleans at Shreveport, LA (23,000) 17
Regular Season (8-6)
Finish: NFL Central Champions
 9/14 W 47 Atlanta (45,563) Sat. Night 7
 9/22 W 26 at Green Bay (Milw.) (49,346) 13
 9/29 L 17 Chicago (47,644) 27
 10/6 W 24 Detroit (44,289) 10
 10/13 L 17 at New Orleans (71,105) 20
 10/20 L 7 Dallas (47,644) 20
 10/27 L 24 at Chicago (46,562) 26
 11/3 W 27 Washington (47,644) 14
 11/10 W 14 Green Bay (47,644) 10
 11/17 W 13 at Detroit (48,654) 6
 11/24 L 9 at Baltimore Colts (60,238) 21
 12/1 L 3 L.A. Rams (47,644) 31
 12/8 W 30 at San Francisco (29,049) 20
 12/15 W 24 at Philadelphia (54,530) 17
282 242

Western Conference Championship
 (Memorial Stadium, Baltimore, MD)
 12/22 L 14 Baltimore Colts (60,238) 24
NFL Playoff Bowl
 (Orange Bowl, Miami, FL)
 1/5/69 L 13 Dallas (22,961)* 17
 *Statistics from game do not count.

1969
Head Coach: Bud Grant
Preseason (5-1)
 8/2 W 45 Miami at Tampa (37,219) 10
 8/9 W 26 Denver (45,916) 6
 8/23 W 41 St. L. Cards at Memphis (34,417) 13
 8/30 L 21 N.Y. Jets at Winston-Salem (31,500) 24
 9/6 W 28 N.Y. Giants (47,900) 27
 9/13 W 23 Cleveland at Akron (28,561) 16
Regular Season (12-2)
Finish: NFL Central Champions
 9/21 L 23 at N.Y. Giants (62,900) 24
 9/28 W 52 Baltimore Colts (47,900) 14
 10/5 W 19 Green Bay at U. of MN (60,740) 7
 10/12 W 31 at Chicago (45,757) 0
 10/19 W 27 at St. Louis Cards (49,430) 10
 10/26 W 24 Detroit (47,900) 10
 11/2 W 31 Chicago (47,900) 14
 11/9 W 51 Cleveland (47,900) 3
 11/16 W 9 at Green Bay (Milw.) (48,321) 7
 11/23 W 52 Pittsburgh (47,202) 14
 11/27 W 27 at Detroit (57,906) Thanksgiving 0
 12/7 W 20 at L.A. Rams (80,430) 13
 12/14 W 10 San Francisco (43,028) 7
 12/21 L 3 at Atlanta (52,872) 10
379 133

Western Conference Championship
 (Metropolitan Stadium, Bloomington, MN)
 12/27 W 23 L.A. Rams (47,900) 20
NFL Championship
 (Metropolitan Stadium, Bloomington, MN)
 1/4/70 W 27 Cleveland (47,900) 7
Super Bowl IV
 (Tulane Stadium, New Orleans, LA)
 1/11/70 L 7 Kansas City (80,562) 23

1970
Head Coach: Bud Grant
Preseason (4-2)
 8/8 L 13 New Orleans at Canton (17,932) 14
 8/15 L 13 Pittsburgh (45,591) 20
 8/22 W 14 at Houston (44,563) 7
 8/30 W 52 N.Y. Jets (47,900) 21
 9/5 W 24 at Cleveland (83,043) 21
 9/11 W 31 at Chicago (46,630) 30
Regular Season (12-2)
Finish: NFC Central Champions
 9/20 W 27 Kansas City (47,900) 10
 9/27 W 26 New Orleans (47,900) 0
 10/4 L 10 at Green Bay (Milw.) (47,967) 13
 10/11 W 24 at Chicago (45,485) 0
 10/18 W 54 Dallas (47,900) 13
 10/26 W 13 L.A. Rams (47,900) Mon. night 3
 11/1 W 30 at Detroit (58,210) 17
 11/8 W 19 at Washington (50,415) 10
 11/15 W 24 Detroit (47,900) 20
 11/22 W 10 Green Bay (47,900) 3
 11/29 L 10 at N.Y. Jets (62,333) 20
 12/5 W 16 Chicago (47,900) Sat. day 13
 12/13 W 35 at Boston (37,819) 14
 12/20 W 37 at Atlanta (57,992) 7
335 143

NFC Divisional Playoffs
 (Metropolitan Stadium, Bloomington, MN)
 12/27 L 14 San Francisco (46,050) 17

1971				
Head Coach: Bud Grant				
Preseason (5-1)				
8/8	W	17	New England at U of M (31,813)	10
8/14	W	34	at San Diego (49,267)	7
8/21	W	34	Chicago (47,900)	14
8/28	W	26	at Pittsburgh (46,276)	21
9/4	L	7	at Denver (43,000)	14
9/11	W	24	Miami (47,900)	0
Regular Season (11-3)				
Finish: NFC Central Champions				
9/20	W	16	at Detroit (54,418) Mon. night	13
9/26	L	17	Chicago (47,900)	20
10/3	W	19	Buffalo (47,900)	0
10/10	W	13	at Philadelphia (65,258)	0
10/17	W	24	at Green Bay (56,263)	13
10/25	W	10	Baltimore Colts (49,784) Mon. night	3
10/31	W	17	at N.Y. Giants (62,829)	10
11/7	L	9	San Francisco (49,784)	13
11/14	W	3	Green Bay (49,784)	0
11/21	W	23	at New Orleans (83,130)	10
11/28	W	24	Atlanta (49,784)	7
12/5	L	14	at San Diego (54,505)	30
12/11	W	29	Detroit (49,784) Sat. day	10
12/19	W	27	at Chicago (55,049)	10
245				

NFC Divisional Playoffs				
(Metropolitan Stadium, Bloomington, MN)				
12/25	L	12	Dallas (49,100)	20

1972				
Head Coach: Bud Grant				
Preseason (3-2)				
8/12	W	24	San Diego (47,900)	13
8/18	L	10	at Buffalo (41,006)	21
8/26	W	20	at Cleveland (70,583)	17
9/4	W	26	Houston (47,900)	14
9/10	L	19	at Miami (74,298)	21
Regular Season (7-7)				
Finish: 3rd in NFC Central				
9/18	L	21	Washington (47,900) Mon. night	24
9/24	W	34	at Detroit (54,418)	10
10/1	L	14	Miami (47,900)	16
10/8	L	17	St. Louis Cards (49,784)	19
10/15	W	23	at Denver (51,656)	20
10/23	L	10	at Chicago (55,701) Mon. night	13
10/29	W	27	at Green Bay (56,263)	13
11/5	W	37	New Orleans (49,784)	6
11/12	W	16	Detroit (49,784)	14
11/19	W	45	at L.A. Rams (77,982)	41
11/26	L	10	at Pittsburgh (50,348)	23
12/3	W	23	Chicago (49,784)	10
12/10	L	7	Green Bay (49,784)	23
12/16	L	17	at San Francisco (61,214) Sat. day	20
301				

1973				
Head Coach: Bud Grant				
Preseason (5-0)				
8/11	W	10	Pittsburgh (46,619)	6
8/18	W	13	at Kansas City (72,676)	10
8/25	W	34	at Oakland (57,515)	10
8/31	W	20	Miami (46,619)	17
9/8	W	24	at San Diego (42,007)	16
Regular Season (12-2)				
Finish: NFC Central Champions				
9/16	W	24	Oakland (46,619)	16
9/23	W	22	at Chicago (55,701)	13
9/30	W	11	Green Bay (48,503)	3
10/7	W	23	at Detroit (54,418)	9
10/14	W	17	at San Francisco (59,359)	13
10/21	W	28	Philadelphia (48,503)	21
10/28	W	10	L.A. Rams (48,503)	3
11/4	W	26	Cleveland (48,503)	9
11/11	W	28	Detroit (48,503)	7
11/19	L	14	at Atlanta (50,850) Mon. night	20
11/25	W	31	Chicago (48,503)	13
12/2	L	0	at Cincinnati (59,580)	27
12/8	W	31	at Green Bay (56,267) Sat. day	7
12/16	W	31	at N.Y. Giants (New Haven) (70,041)	7
296				

NFC Divisional Playoffs				
(Metropolitan Stadium, Bloomington, MN)				
12/22	W	27	Washington (46,409)	20
NFC Championship Game				
(Texas Stadium, Irving, TX)				
12/30	W	27	Dallas (60,272)	10
Super Bowl VIII (Rice Stadium, Houston, TX)				
1/13/74	L	7	Miami (68,142)	24

1974				
Head Coach: Bud Grant				
Preseason (3-2)				
8/10	L	21	at Denver (23,822)	27
8/19	L	9	at Miami (67,963)	21
8/25	W	32	Buffalo (46,553)	13
8/31	W	14	at St. Louis Cards (42,544)	10

9/7	W	42	San Diego (46,553)	0
Regular Season (10-4)				
Finish: NFC Central Champions				
9/15	W	32	at Green Bay (56,312)	17
9/22	W	7	at Detroit (49,703)	6
9/29	W	11	Chicago (46,619)	7
10/6	W	23	at Dallas (60,817)	21
10/13	W	51	Houston (48,490)	10
10/20	L	16	Detroit (48,501)	20
10/27	L	14	New England (48,497)	17
11/3	W	17	at Chicago (55,753)	0
11/11	W	28	at St.L. Cards (51,392) Mon. night	24
11/17	L	7	Green Bay (48,480)	19
11/24	L	17	at L.A. Rams (90,266)	9
12/1	W	29	New Orleans (48,456)	20
12/7	W	23	Atlanta (48,480) Sa	15
12/14	W	35	at Kansas City (72,474) Sat. day	10
310				
NFC Divisional Playoffs				
(Metropolitan Stadium, Bloomington, MN)				
12/21	W	30	St. Louis Cards (44,626)	14
NFC Championship Game				
(Metropolitan Stadium, Bloomington, MN)				
12/29	W	14	L.A. Rams (47,404)	10
Super Bowl IX				
(Tulane Stadium, New Orleans, LA)				
1/12/75	L6	Pittsburgh (80,997)		16

1975				
Head Coach: Bud Grant				
Preseason (2-3-1)				
8/9	L	15	N.Y. Jets at Tempe (51,323)	20
8/17	L	10	at New England (40,218)	36
8/23	W	16	at Dallas (45,395)	13
9/1	W	20	Miami (47,653)	7
9/6	L	6	St. Louis Cards (46,975)	13
9/13	T	14	at San Diego (31,642)	14

Regular Season (12-2)				
Finish: NFC Central Champions				
9/21	W	27	San Francisco (48,418)	17
9/28	W	42	at Cleveland (65,419)	10
10/5	W	28	Chicago (48,446)	3
10/12	W	29	N.Y. Jets (48,444)	21
10/19	W	25	Detroit (48,446)	19
10/27	W	13	at Chicago (56,302) Mon. night	9
11/2	W	28	at Green Bay (55,279)	7
11/9	W	38	Atlanta (48,446)	0
11/16	W	20	at New Orleans (60,214)	7
11/23	W	28	San Diego (48,443)	13
11/30	L	30	at Washington (54,311)	3
12/7	W	24	Green Bay (48,446)	31
12/14	L	10	at Detroit (78,990)	17
12/20	W	35	at Buffalo (73,391) Sat. day	13
377				
NFC Divisional Playoffs				
(Metropolitan Stadium, Bloomington, MN)				
12/28	L	14	Dallas (46,425)	17

1976				
Head Coach: Bud Grant				
Preseason (3-3)				
7/31	L	3	at Miami (39,939)	16
8/7	W	13	at Kansas City (32,851)	10
8/16	L	7	at Cleveland (44,336)	31
8/22	W	23	Cincinnati (43,784)	17
8/28	W	20	Philadelphia (46,512)	16
9/5	L	17	at Denver (52,129)	30
Regular Season (11-2-1)				
Finish: NFC Central Champions				
9/12	W	40	at New Orleans (58,156)	9
9/19	T	10	L.A. Rams (47,310) (OT)	9
9/26	W	10	at Detroit (77,292)	10
10/4	W	17	Pittsburgh (47,809) Mon. night	6
10/10	W	20	Chicago (47,948)	19
10/17	W	24	N.Y. Giants (47,156)	7
10/24	W	31	at Philadelphia (56,233)	12
10/31	L	13	at Chicago (56,602)	14
11/7	W	31	Detroit (46,735)	23
11/14	W	27	Seattle (45,087)	21
11/21	W	17	at Green Bay (Mil.) (53,104)	20
11/29	L	16	at San Fran. (56,775) Mon. night	20
12/5	W	20	Green Bay (43,700)	9
12/11	W	29	at Miami (46,543) Sat. day	7
305				
NFC Divisional Playoffs				
(Metropolitan Stadium, Bloomington, MN)				
12/18	W	35	Washington (47,221)	20
NFC Championship Game				
(Metropolitan Stadium, Bloomington, MN)				
12/26	W	24	L.A. Rams (47,191)	13
Super Bowl XI				
(Rose Bowl, Pasadena, CA)				
1/9/77	L	14	Oakland (103,438)	32

1977				
Head Coach: Bud Grant				
Preseason (4-2)				
8/6	W	22	at L.A. Rams (55,168)	17
8/13	W	34	Cleveland (45,370)	33
8/19	L	7	at Baltimore (45,529)	29
8/26	W	33	Miami (44,396)	7
9/3	L	7	at Cincinnati (52,942)	26
9/10	W	30	at Buffalo (35,017)	6
Regular Season (9-5)				
Finish: NFC Central Champions				
9/18	L	10	Dallas (47,678) (OT)	16
9/24	W	9	at Tampa Bay (66,272) Sat. night	3
10/2	W	19	Green Bay (47,143)	7
10/9	W	14	Detroit (45,860)	7
10/16	W	22	Chicago (47,708) (OT)	16
10/24	L	3	at L.A. Rams (62,414) Mon. night	35
10/30	W	14	at Atlanta (59,257)	7
11/6	L	7	St. Louis (47,066)	27
11/13	W	42	Cincinnati (47,371)	10
11/20	L	7	at Chicago (49,563)	10
11/27	W	13	at Green Bay (52,267)	6
12/4	W	28	San Francisco (40,745)	27
12/11	L	13	at Oakland (52,771)	35
12/17	W	30	at Detroit (78,572) Sat. night	21
231				
NFC Divisional Playoffs				
(L.A. Coliseum, Los Angeles, CA)				
12/26	W	14	L.A. Rams (62,538)	7
NFC Championship Game				
(Texas Stadium, Irving, TX)				
1/1/78	L	6	Dallas (61,968)	23

1978				
Head Coach: Bud Grant				
Preseason (2-2)				
8/5	W	20	Washington (46,212)	13
8/12	L	13	at Kansas City (41,092)	17
8/18	L	22	at Miami (46,316)	30
8/26	W	30	Buffalo (45,062)	27
Regular Season (8-7-1)				
Finish: NFC Central Champions				
9/3	L	24	at New Orleans (54,187)	31
9/11	W	12	Denver (46,508) (OT) Mon. night	9
9/17	L	10	Tampa Bay (46,152)	16
9/25	W	24	at Chicago (53,561) Mon. night	20
10/1	W	24	at Tampa Bay (65,972)	7
10/8	L	28	at Seattle (62,031)	29
10/15	L	17	L.A. Rams (46,551)	34
10/22	W	21	Green Bay (47,411)	7
10/26	W	21	at Dallas (61,848) Thurs. night	10
11/5	W	17	Detroit (46,008)	7
11/12	W	17	Chicago (43,286)	14
11/19	L	7	San Diego (38,859)	13
11/26	T	10	at Green Bay (51,737) (OT)	10
12/3	W	28	Philadelphia (38,722)	27
12/9	L	14	at Detroit (78,685) Sat. day	45
12/17	L	20	at Oakland (44,643)	27
294				
NFC Divisional Playoffs				
(L.A. Coliseum, Los Angeles, CA)				
12/31	L	10	L.A. Rams (69,631)	34

Regular Season (9-7)

Finish: NFC Central Champions

Table with columns: Date, Result, Opponent, Score. Rows include Atlanta (44,733), Philadelphia (46,460), Chicago (59,983), Detroit (80,291), Pittsburgh (47,583), Chicago (46,751), Cincinnati (44,487), Green Bay (44,361), Washington (52,060), Detroit (46,264), Tampa Bay (46,032), Green Bay (47,234), New Orleans (30,936), Tampa Bay (65,649), Cleveland (42,202), Houston (51,064).

NFC Divisional Playoffs

(Veterans Stadium, Philadelphia, PA) 1/3/81 L 16 Philadelphia (68,434) 31

1981

Head Coach: Bud Grant

Preseason (1-3)

Table with columns: Date, Result, Opponent, Score. Rows include Miami (45,165), Washington (44,662), Atlanta (42,908), L.A. Rams (60,141).

Regular Season (7-9)

Finish: 4th in NFC Central

Table with columns: Date, Result, Opponent, Score. Rows include Tampa Bay (66,287) Sat. night, Oakland (47,186) M, Detroit (45,340), Green Bay (Mil.) (55,012), Chicago (43,827), San Diego (50,708), Philadelphia (45,459), St. Louis Cards (48,039), Denver (74,834) Mon. night, Tampa Bay (47,038), New Orleans (45,215), Atlanta (54,086) Mon. night, Green Bay (46,025), Chicago (50,766), Detroit (79,428) Sat. day, Kansas City (41,110).

1982

Head Coach: Bud Grant

Preseason (3-2)

Table with columns: Date, Result, Opponent, Score. Rows include Baltimore at Canton (23,379), Atlanta (49,831), Seattle (57,880), Denver (73,371), New Orleans (59,810).

Regular Season (5-4)

Finish: 2nd in NFC Central

Table with columns: Date, Result, Opponent, Score. Rows include Tampa Bay (58,440), Buffalo (77,753) Thurs. night, Green Bay (Milw.) (44,681), Chicago (54,724), Miami (45,721), Baltimore (53,981), Detroit (73,058), N.Y. Jets (58,672), Dallas (60,007) Mon. night.

NFC First-Round Playoffs

(Metrodome, Minneapolis, MN) 1/9/83 W 30 Atlanta (60,560) 24

NFC Second-Round Playoffs

(RFK Stadium, Washington, DC) 1/15/83 L 7 Washington (54,593) 21

1983

Head Coach: Bud Grant

Preseason (3-1)

Table with columns: Date, Result, Opponent, Score. Rows include St. Louis Cards at London (32,847) ^, Baltimore (56,061), Seattle (54,402), Denver (59,435).

Regular Season (8-8)

Finish: 4th in NFC Central

Table with columns: Date, Result, Opponent, Score. Rows include Cleveland (70,087), San Francisco (58,167) Thur. night, Tampa Bay (47,567) (OT), Detroit (58,254), Dallas (62,136), Chicago (59,632), Houston (58,910), Green Bay (55,236) (OT), St. Louis Cards (38,796), Tampa Bay (59,239), Green Bay (60,113), Pittsburgh (58,417).

Table with columns: Date, Result, Opponent, Score. Rows include New Orleans (59,502), Detroit (79,169) Mon. night, Chicago (57,880), Cincinnati (51,565) Mon. night.

1984

Head Coach: Les Steckel

Preseason (1-3)

Table with columns: Date, Result, Opponent, Score. Rows include Atlanta (51,693), Miami (54,003), Philadelphia (51,743), St. Louis Cards (35,864).

Regular Season (3-13)

Finish: 5th in NFC Central

Table with columns: Date, Result, Opponent, Score. Rows include San Diego (57,276), Philadelphia (55,942), Atlanta (53,955), Detroit (57,511), Seattle (57,171), Tampa Bay (47,405), L.A. Raiders (49,276), Detroit (57,953), Chicago (57,517), Tampa Bay (54,949), Green Bay (Milw.) (52,931), Denver (74,716), Chicago (56,881), Washington (55,017) Thurs. night, San Francisco (61,384) Sat. day, Green Bay (51,197).

1985

Head Coach: Bud Grant

Preseason (3-1)

Table with columns: Date, Result, Opponent, Score. Rows include Miami (41,129), Pittsburgh (56,887), Seattle (56,562), Denver (69,373).

Regular Season (7-9)

Finish: 3rd in NFC Central

Table with columns: Date, Result, Opponent, Score. Rows include San Francisco (57,375), Tampa Bay (46,188), Chicago (61,242) Thurs. night, Buffalo (45,667), L.A. Rams (61,139), Green Bay (Mil.) (54,674), San Diego (61,670), Chicago (63,815), Detroit (58,012), Green Bay (59,970), Detroit (54,647), New Orleans (54,117), Philadelphia (54,688), Tampa Bay (51,593), Atlanta (14,167), Philadelphia (49,722).

1986

Head Coach: Jerry Burns

Preseason (3-1)

Table with columns: Date, Result, Opponent, Score. Rows include Miami (52,865), Denver (53,193), Seattle (57,730), Indianapolis (57,969).

Regular Season (9-7)

Finish: 2nd in NFC Central

Table with columns: Date, Result, Opponent, Score. Rows include Detroit (54,851), Tampa Bay (34,579), Pittsburgh (56,795), Green Bay (60,478), Chicago (63,921), San Francisco (58,637) (OT), Chicago (62,851), Cleveland (59,133), Washington (51,928) (OT), Detroit (53,725), N.Y. Giants (62,003), Cincinnati (53,003), Tampa Bay (56,235), Green Bay (47,637), Houston (32,738), New Orleans (51,209).

1987

Head Coach: Jerry Burns

Preseason (2-2)

Table with columns: Date, Result, Opponent, Score. Rows include New Orleans (52,884), Indianapolis (49,304), New England (49,339), Denver (74,081).

Regular Season (8-7)

Finish: 2nd in NFC Central

Table with columns: Date, Result, Opponent, Score. Rows include Detroit (57,061).

Table with columns: Date, Result, Opponent, Score. Rows include L.A. Rams (63,367), Green Bay (13,911), Chicago (32,113), Tampa Bay (20,850), Denver (51,011) M, Seattle (61,134), L.A. Raiders (57,150), Tampa Bay (48,605), Atlanta (53,866), Dallas (54,229) (OT) Thanks., Chicago (62,331) Suu. night, Green Bay (Milw.) (47,059), Detroit (27,693), Washington (59,160) (OT) Sat. day.

NFC First-Round Playoffs

(Superdome, New Orleans, LA) 1/3/88 W 44 New Orleans (68,127) 10

NFC Divisional Playoffs

(Candlestick Park, San Francisco, CA) 1/9/88 W 36 San Francisco (62,547) 24

NFC Championship Game

(RFK Stadium, Washington, DC) 1/17/88 L 10 Washington (55,212) 17

1988

Head Coach: Jerry Burns

Preseason (3-1)

Table with columns: Date, Result, Opponent, Score. Rows include New Orleans (47,624), Chicago at Goteburg, Sweden (33,115), Phoenix Cards (45,429) (OT), Miami (51,463).

Regular Season (11-5)

Finish: 2nd in NFC Central

Table with columns: Date, Result, Opponent, Score. Rows include Buffalo (76,783), New England (55,545), Chicago (63,990), Philadelphia (56,012), Miami (59,867), Tampa Bay (55,374), Green Bay (59,053), Tampa Bay (48,020), San Francisco (60,738), Detroit (55,573), Dallas (57,830) Sun. night, Indianapolis Colts (58,342), Detroit (46,379) Thanksgiving, New Orleans (61,215), Green Bay (48,892), Chicago (62,067) Mon. night.

NFC First-Round Playoffs

(Metrodome, Minneapolis, MN) 12/26 W 28 L.A. Rams (57,666) 17

NFC Divisional Playoffs

(Candlestick Park, San Francisco, CA) 1/1/89 L 9 San Francisco (61,848) 34

1989

Head Coach: Jerry Burns

Preseason (3-1)

Table with columns: Date, Result, Opponent, Score. Rows include Kansas City at Memphis (63,528), Washington (50,213), L.A. Rams (45,087), Cincinnati (49,867).

Regular Season (10-6)

Finish: NFC Central Champions

Table with columns: Date, Result, Opponent, Score. Rows include Houston (54,015), Chicago (66,475), Pittsburgh (50,744), Tampa Bay (54,817), Detroit (55,380), Green Bay (62,075), Detroit (51,579), N.Y. Giants (76,041) Mon. night, L.A. Rams (59,600) (OT), Tampa Bay (56,271), Philadelphia (65,944), Green Bay (Milw.) (55,592), Chicago (60,664) Sun. night, Atlanta (58,116), Cleveland (70,777) (OT), Cincinnati (58,829) Mon. night.

NFC Divisional Playoffs

(Candlestick Park, San Francisco, CA) 1/6/90 L 13 San Francisco (64,585) 41

1990

Head Coach: Jerry Burns

Preseason (3-1)

Table with columns: Date, Result, Opponent, Score. Rows include New Orleans (48,154), Cleveland (60,989), Houston (46,191), Miami (44,689).

Regular Season (6-10)

Finish: 5th in NFC Central

9/9	L	21	at Kansas City (68,363)	24
9/16	W	32	New Orleans (56,272)	3
9/23	L	16	at Chicago (65,420)	19
9/30	L	20	Tampa Bay (54,462) (OT)	23
10/7	L	27	Detroit (57,586)	34
10/15	L	24	at Philadelphia (66,296) Mon. night	32
10/21	BYE WEEK			
10/28	L	10	at Green Bay (Milw.) (55,125)	24
11/4	W	27	Denver (57,331) Sun. night	22
11/11	W	17	at Detroit (68,264)	7
11/18	W	24	at Seattle (59,735)	21
11/25	W	41	Chicago (58,866)	13
12/2	W	23	Green Bay (62,058) Sun. night	7
12/9	L	15	at N.Y. Giants (76,121)	23
12/16	L	13	at Tampa Bay (47,272)	26
12/22	L	24	L.A. Raiders (53,899) Sat. day	28
12/30	L	17	San Francisco (51,590)	20
351				

1991

Head Coach: Jerry Burns				
Preseason (2-2)				
8/3	L	21	at New Orleans (58,953)	24
8/10	W	34	Pittsburgh (44,959)	24
8/17	L	24	at Cincinnati (56,358) (OT)	27
8/23	W	31	Cleveland (45,925)	7
Regular Season (8-8)				
Finish: 3rd in NFC Central				
9/1	L	6	at Chicago (64,112)	10
9/8	W	20	at Atlanta (50,936)	19
9/15	W	17	San Francisco (59,148)	14
9/22	L	0	at New Orleans (68,591)	26
9/29	L	6	Denver (55,031) Sun. night	13
10/6	L	20	at Detroit (63,423)	24
10/13	W	34	Phoenix Cards (51,209)	7
10/20	L	23	at New England (45,367) (OT)	26
10/27	W	28	at Phoenix Cards (45,447)	0
11/3	W	28	Tampa Bay (35,737)	13
11/11	L	17	Chicago (59,001) Mon. night	34
11/17	W	35	at Green Bay (57,614)	21
11/24	L	14	Detroit (51,644)	34
12/1	BYE WEEK			
12/8	W	26	at Tampa Bay (41,091) Sun. night	24
12/15	W	20	L.A. Rams (61,518)	14
12/21	L	7	Green Bay (52,860) Sat. day	27
301				

1992

Head Coach: Dennis Green				
Preseason (4-0)				
8/8	W	24	Buffalo (36,603)	3
8/15	W	30	Kansas City (38,132)	0
8/24	W	56	at Cleveland (55,775)	3
8/29	W	30	at Washington (55,855)	0
Regular Season (11-5)				
Finish: NFC Central Champions				
9/6	W	23	at Green Bay (58,617) (OT)	20
9/13	L	17	at Detroit (57,519)	31
9/20	W	26	Tampa Bay (48,113)	20
9/27	W	42	at Cincinnati (53,847)	7
10/4	W	21	Chicago (60,992)	20
10/11	BYE WEEK			
10/15	W	31	Detroit (52,816) Thurs. night	14
10/25	L	13	Washington (59,098)	15
11/2	W	38	at Chicago (61,257) Mon. night	10
11/8	W	35	at Tampa Bay (49,095)	7
11/15	L	13	Houston (56,726)	17
11/22	W	17	Cleveland (53,323)	13
11/29	W	31	at L.A. Rams (54,831)	17
12/6	L	17	at Philadelphia (65,280)	28
12/13	L	17	San Francisco (60,685)	20
12/20	W	6	at Pittsburgh (53,613)	3
12/27	W	27	Green Bay (61,461)	7
374				
NFC First-Round Playoffs				
(Metrodome, Minneapolis, MN)				
1/2/93	L	7	Washington (57,353)	24

1993

Head Coach: Dennis Green				
Preseason (4-1)				
8/1	W	13	at Dallas (60,110)	7
8/7	W	20	Buffalo at Berlin, Germany (67,132)	6
8/14	W	23	Seattle (42,240)	10
8/21	L	20	at Kansas City (73,080)	27
8/26	W	30	Pittsburgh (41,512)	13
Regular Season (9-7)				
Finish: 2nd in NFC Central				
9/5	L	7	at L.A. Raiders (44,120)	24
9/12	W	10	Chicago (57,921)	7
9/19	BYE WEEK			
9/26	W	15	Green Bay (61,746)	13
10/3	L	19	at San Francisco (63,071)	38
10/10	W	15	Tampa Bay (54,215)	0
10/17	BYE WEEK			
10/25	W	19	at Chicago (64,677) Mon. night	12
10/31	L	27	Detroit (53,428) Sun. night	30
11/7	L	17	San Diego (55,527)	30
11/14	W	26	at Denver (67,329)	23
11/21	L	10	at Tampa Bay (40,848) Sun. night	23

11/28	L	14	New Orleans (53,030)	17
12/5	W	13	at Detroit (63,216)	0
12/12	L	20	Dallas (63,321)	37
12/19	W	21	at Green Bay (Milw.) (54,773)	17
12/26	W	30	Kansas City (59,236) Sun. night	10
12/31	W	14	at Washington (42,836) Fri. day	9
277				
NFC First-Round Playoffs				
(Giants Stadium, East Rutherford, NJ)				
1/9/94	L	10	N.Y. Giants (75,089)	17

1994

Head Coach: Dennis Green				
Preseason (3-2)				
7/31	L	9	at Dallas (59,062)	17
8/7	W	17	Kansas City at Tokyo, Japan (49,555)	9
8/13	W	21	New Orleans (46,067)	17
8/20	L	19	at Seattle (45,497)	30
8/26	W	31	Miami (46,933)	16
Regular Season (10-6)				
Finish: NFC Central Champions				
9/4	L	10	at Green Bay (59,487)	16
9/11	W	10	Detroit (57,349)	3
9/18	W	42	at Chicago (61,073)	14
9/25	W	38	Miami (64,035)	35
10/2	L	7	at Arizona Cards (67,950)	17
10/10	W	27	at N.Y. Giants (77,294) Mon. night	10
10/16	BYE WEEK			
10/20	W	13	Green Bay (63,041) (OT) Thurs. night	10
10/30	W	36	at Tampa Bay (42,110)	13
11/6	W	21	New Orleans (57,564)	20
11/13	L	20	at New England (58,382) (OT)	26
11/20	L	21	N.Y. Jets (60,687)	31
11/27	L	17	Tampa Bay (47,259) (OT)	27
12/1	W	33	Chicago (61,483) (OT) Thurs. night	20
12/11	W	21	at Buffalo (66,501)	17
12/17	L	19	at Detroit (73,881) Sat. day	41
12/26	W	21	San Francisco (63,326) Mon. night	14
356				
NFC First-Round Playoffs				
(Metrodome, Minneapolis, MN)				
1/1/95	L	18	Chicago (60,347)	35

1995

Head Coach: Dennis Green				
Preseason (2-2)				
8/7	W	23	at San Diego (47,934)	19
8/12	L	14	at New England (56,241)	21
8/18	W	20	Oakland (45,306)	17
8/26	L	13	Kansas City (39,349)	17
Regular Season (8-8)				
Finish: 4th in NFC Central				
9/3	L	14	at Chicago (63,036)	31
9/10	W	20	Detroit (52,234)	10
9/17	L	17	Dallas (60,088) (OT) Sun. night	23
9/24	W	44	at Pittsburgh (57,853)	24
10/1	BYE WEEK			
10/8	W	23	Houston (56,430) (OT)	17
10/15	L	17	at Tampa Bay (55,703) (OT)	20
10/22	L	21	at Green Bay (60,332)	38
10/30	L	6	Chicago (61,238) M	14
11/5	W	27	Green Bay (62,839)	24
11/12	W	30	at Arizona Cards (51,342) (OT)	24
11/19	W	43	New Orleans (58,108)	24
11/23	L	38	at Detroit (74,559) Thanksgiving	44
12/3	W	31	Tampa Bay (52,879)	17
12/9	W	27	Cleveland (49,984) Sat. day	11
12/18	L	30	at San Francisco (64,975) Mon. night	37
12/24	L	24	at Cincinnati (34,568)	27
412				

1996

Head Coach: Dennis Green				
Preseason (1-3)				
8/3	W	23	San Diego (34,367) (OT)	20
8/8	L	12	Buffalo (36,297)	35
8/19	L	17	at Miami (55,598)	24
8/23	L	13	at New Orleans (35,728)	16
Regular Season (9-7)				
Finish: Second in NFC Central				
9/1	W	17	Detroit (52,972)	13
9/8	W	23	at Atlanta (42,688)	13
9/15	W	20	at Chicago (61,301)	14
9/22	W	30	Green Bay (64,168)	21
9/29	L	10	at N.Y. Giants (70,970)	15
10/6	W	14	Carolina (60,894)	12
10/13	L	13	at Tampa Bay (32,175)	24
10/20	BYE WEEK			
10/28	L	13	Chicago (60,774) M	15
11/3	L	6	Kansas City (59,552)	21
11/10	L	23	at Seattle (50,794)	42
11/17	W	16	at Oakland (41,183) (OT) Sun. night	13
11/24	L	17	Denver (59,142)	21
12/1	W	41	Arizona (45,767)	17
12/8	W	24	at Detroit (46,043) Sun. night	22
12/15	W	21	Tampa Bay (49,302)	38
12/22	L	10	at Green Bay (59,306)	10
298				

NFC First-Round Playoffs
(Texas Stadium, Irving, TX)

12/28	L	15	Dallas (64,682)	40
-------	---	----	-----------------	----

1997

Head Coach: Dennis Green				
Preseason (3-2)				
7/26	W	28	Seattle at Canton (23,846)	26
8/2	W	26	St. Louis Rams (36,971)	6
8/8	L	3	at Buffalo (32,559)	19
8/16	L	13	at Cincinnati (44,316)	37
8/22	W	28	San Diego (44,300)	22
Regular Season (9-7)				
Finish: 4th in NFC Central				
8/31	W	34	at Buffalo (79,139)	13
9/7	W	27	at Chicago (59,263)	24
9/14	L	14	Tampa Bay (63,697)	28
9/21	L	32	at Green Bay (60,115)	38
9/28	W	28	Philadelphia (55,149) Sun. night	19
10/5	W	20	at Arizona (45,550)	19
10/12	W	21	Carolina (62,625)	14
10/19	BYE WEEK			
10/26	W	10	at Tampa Bay (66,815)	6
11/2	W	23	New England (62,917)	18
11/9	W	29	Chicago (63,443)	22
11/16	L	15	at Detroit (68,910)	38
11/23	L	21	at N.Y. Jets (77,716)	23
12/1	L	11	Green Bay (64,001) Mon. night	27
12/7	L	17	at San Francisco (55,761)	28
12/14	L	13	Detroit (60,982)	14
12/21	W	39	Indianapolis (54,107)	28
354				
NFC First-Round Playoffs				
(Giants Stadium, East Rutherford, NJ)				
12/27	W	23	N.Y. Giants (77,710)	22

NFC Divisional Playoffs
(3COM Park, San Francisco, CA)

1/3/98	L	22	San Francisco (65,018)	38
--------	---	----	------------------------	----

1998

Head Coach: Dennis Green				
Preseason (4-0)				
8/9	W	28	at New England (54,111)	0
8/15	W	34	Kansas City (60,995)	0
8/22	W	25	at Carolina (64,569) (OT)	22
8/28	W	42	San Diego (62,127)	28
Regular Season (15-1)				
Finish: NFC Central Champions				
9/6	W	31	Tampa Bay (62,538)	7
9/13	W	38	at St. Louis Rams (56,234)	31
9/20	W	29	Detroit (63,107)	6
9/27	W	31	at Chicago (57,783)	28
10/5	W	37	at Green Bay (59,849) Mon. night	24
10/11	BYE WEEK			
10/18	W	41	Washington (64,004)	7
10/25	W	34	at Detroit (77,885)	13
11/1	L	24	at Tampa Bay (64,979)	27
11/8	W	31	New Orleans (63,779)	24
11/15	W	24	Cincinnati (64,232)	3
11/22	W	28	Green Bay (64,471)	14
11/26	W	46	at Dallas (64,366) Thanksgiving	36
12/6	W	48	Chicago (64,247) Sun. night	22
12/13	W	38	at Baltimore Ravens (69,074)	28
12/20	W	50	Jacksonville (64,363) Sun. night	10
12/26	W	26	at Tennessee (41,121) Sat. day	16
556				

NFC Divisional Playoffs
(Metrodome, Minneapolis, MN)

1/10/99	W	41	Arizona (63,760)	21
---------	---	----	------------------	----

NFC Championship Game
(Metrodome, Minneapolis, MN)

1/17/99	L	27	Atlanta (64,060) (OT)	30
---------	---	----	-----------------------	----

1999

Head Coach: Dennis Green				
Preseason (2-2)				
8/13	L	21	N.Y. Giants (63,434)	36
8/21	W	24	at Cleveland (71,398)	17
8/26	W	17	Philadelphia (63,387)	13
9/3	L	17	at N.Y. Jets (76,782)	38
Regular Season (10-6)				
Finish: 2nd in NFC Central				
9/12	W	17	at Atlanta (69,555)	14
9/19	L	17	Oakland (64,080)	22
9/26	L	20	at Green Bay (59,868)	23
10/3	W	21	Tampa Bay (64,106)	14
10/10	L	22	Chicago (64,107)	24
10/17	L	23	at Detroit (76,516)	25
10/24	W	40	San Francisco (64,109)	16
10/31	W	23		

1/2/00	W 24	Detroit (64,103)	17	12/29	W 38	at Detroit (60,233)	36	8/19	W 17	at Pittsburgh (57,813)	10
	399		335		390		442	8/25	W 30	Baltimore (63,257)	7
NFC First-Round Playoffs				2003				8/31	T 10	at Dallas (60,299)	10
(Metrodome, Minneapolis, MN)				Head Coach: Mike Tice				Regular Season (6-10)			
1/9/00	W 27	Dallas (64,056)	10	Preseason (1-3)				Finish: 3rd in NFC North			
NFC Divisional Playoffs				8/9	L 14	Jacksonville (63,370)	16	9/11	W 19	at Washington (90,608) Mon. night	16
(TWA Dome, St. Louis, MO)				8/16	L 16	at Kansas City (75,634)	6	9/17	W 16	Carolina (63,623) (OT)	13
1/16/00	L 37	St. Louis Rams (66,194)	49	8/22	W 21	at Oakland (37,411)	26	9/24	L 16	Chicago (63,754)	19
2000				8/28	L 27	Arizona (63,473)	31	10/1	L 12	at Buffalo (71,972)	17
Head Coach: Dennis Green				Regular Season (9-7)				10/8	W 26	Detroit (63,906)	13
Preseason (1-3)				Finish: 2nd in NFC North				10/15	BYE WEEK		
8/5	L 24	New Orleans (63,445)	25	9/7	W 30	at Green Bay (70,505)	25	10/22	W 31	at Seattle (63,118)	13
8/12	L 7	at San Diego (43,805)	31	9/14	W 24	Chicago (64,144) Sun. night	13	10/30	L 7	New England (63,819) Mon. night	31
8/18	W 35	Arizona Cards (63,563)	17	9/21	W 23	at Detroit (60,865)	7	11/5	L 3	at San Francisco (68,088)	9
8/24	L 30	at Indianapolis (51,337)	32	9/28	W 35	San Francisco (64,111)	13	11/12	L 17	Green Bay (63,924)	23
Regular Season (11-5)				10/5	W 39	at Atlanta (70,427)	26	11/19	L 20	at Miami (73,070)	24
Finish: NFC Central Champions				10/12	BYE WEEK			11/26	W 31	Arizona (63,483)	26
9/3	W 30	Chicago (64,104)	27	10/19	W 28	Denver (64,381)	20	12/3	L 13	at Chicago (62,221)	23
9/10	W 13	Miami (64,112)	7	10/26	L 17	N.Y. Giants (64,114)	29	12/10	W 30	at Detroit (60,861)	20
9/17	W 21	at New England (60,292)	13	11/2	L 27	Green Bay (64,482) Sun. night	30	12/17	L 13	N.Y. Jets (63,677)	26
9/24	BYE WEEK			11/9	L 28	at San Diego (64,738)	42	12/21	L 7	at Green Bay (70,864) Thurs. night	9
10/1	W 31	at Detroit (76,438)	24	11/16	L 18	at Oakland (56,653)	28	12/31	L 21	St. Louis (63,557)	41
10/9	W 30	Tampa Bay (64,162) Mon. night	23	11/23	W 24	Detroit (63,946)	14		282		327
10/15	W 28	at Chicago (66,944) Sun. night	16	11/30	L 17	at St. Louis (66,134)	48	2007			
10/22	W 31	Buffalo (64,116)	27	12/7	W 34	Seattle (63,968)	7	Head Coach: Brad Childress			
10/29	L 13	at Tampa Bay (65,589)	41	12/14	L 10	at Chicago (61,804)	13	Preseason (2-2)			
11/6	L 20	at Green Bay (59,854) (OT) MNF	26	12/20	W 45	Kansas City (64,291) Sat. day	20	8/10	L 10	St. Louis (62,666)	13
11/12	W 31	Arizona (64,223)	14	12/28	L 17	at Arizona (52,734)	18	8/17	W 37	at N.Y. Jets (75,851)	20
11/19	W 31	Carolina (64,208)	17		416		353	8/25	L 13	at Seattle (66,723)	30
11/23	W 27	at Dallas (63,878) Thanksgiving	15	2004				8/30	W 23	Dallas (62,938)	14
11/30	W 24	Detroit (64,214) Thurs. night	17	Head Coach: Mike Tice				Regular Season (8-8)			
12/10	L 29	at St. Louis Rams (66,273)	40	Preseason (2-2)				Finish: 2nd in NFC North			
12/17	L 28	Green Bay (64,183)	33	8/14	W 23	Arizona (63,658)	6	9/9	W 24	Atlanta (62,815)	3
12/24	L 10	at Indianapolis Colts (56,672)	31	8/20	L 24	at Atlanta (70,623)	27	9/16	L 17	at Detroit (61,771) (OT)	20
	397		371	8/27	W 23	San Francisco (63,960)	10	9/23	L 10	at Kansas City (78,038)	13
NFC Divisional Playoffs				9/2	L 21	at Seattle (50,198)	23	9/30	L 16	Green Bay (63,779)	23
(Metrodome, Minneapolis, MN)				Regular Season (8-8)				10/7	BYE WEEK		
1/6/01	W 34	New Orleans (63,881)	16	Finish: 2nd in NFC North				10/14	W 34	at Chicago (62,174)	31
NFC Championship				9/12	W 35	Dallas (64,105)	17	10/21	L 14	at Dallas (63,432)	24
(Giants Stadium, East Rutherford, NJ)				9/20	L 16	at Philadelphia (67,676) Mon. night	27	10/28	L 16	Philadelphia (63,019)	23
1/14/01	L 0	NY Giants (79,310)	41	9/26	W 27	Chicago (64,163)	22	11/4	W 35	San Diego (63,043)	17
2001				10/3	BYE WEEK			11/11	L 0	at Green Bay (70,945)	34
Head Coach: Dennis Green (first 15 games), Mike Tice (final game)				10/10	W 34	at Houston (70,718) (OT)	28	11/18	W 29	Oakland (62,960)	22
Preseason (4-0)				10/17	W 38	at New Orleans (64,900) Sun. night	31	11/25	W 41	at N.Y. Giants (78,591)	17
8/11	W 28	New Orleans (46,752) at San Antonio, TX	21	10/24	W 20	Tennessee (64,108)	3	12/2	W 42	Detroit (62,996)	10
8/16	W 24	Pittsburgh (63,790)	10	10/31	L 13	N.Y. Giants (64,012)	34	12/9	W 27	at San Francisco (68,050)	7
8/24	W 28	Indianapolis (63,804)	21	11/8	L 28	at Indianapolis (57,307) Mon. night	31	12/17	W 20	Chicago (63,800) Mon. night	13
8/31	W 20	at Miami (60,136)	7	11/14	L 18	at Philadelphia (67,676)	34	12/23	L 21	Washington (63,634) Sun. night	32
Regular Season (5-11)				11/21	W 22	Detroit (64,156)	19	12/30	L 19	at Denver (76,084) (OT)	22
Finish: 4th in NFC Central				11/28	W 27	Jacksonville (64,004)	16		365		31
9/9	L 13	Carolina (64,108)	24	12/5	L 14	at Chicago (62,051)	24	2008			
9/23	L 10	at Chicago (66,944)	17	12/12	L 23	Seattle (64,110)	27	Head Coach: Brad Childress			
9/30	W 20	Tampa Bay (64,105)	16	12/19	W 28	at Detroit (62,337)	27	Preseason (1-3)			
10/7	L 15	at New Orleans (70,020)	28	12/24	L 31	Green Bay (64,311) Fri. day	34	8/9	L 17	Seattle (62,545)	34
10/14	W 31	Detroit (64,048)	26	1/2	L 18	at Washington (76,876)	21	8/16	W 23	at Baltimore (70,585)	15
10/21	W 35	Green Bay (64,165)	13		405		395	8/23	L 10	Pittsburgh (62,625)	12
10/28	L 14	at Tampa Bay (65,558)	41	NFC First-Round Playoffs				8/28	L 10	at Dallas (60,246)	16
11/4	BYE WEEK			(Lambeau Field, Green Bay, WI)				Regular Season (10-6)			
11/11	L 17	at Philadelphia (65,638)	48	1/9/05	W 31	Green Bay (71,705)	17	Finish: NFC North Champions			
11/19	W 28	N.Y. Giants (64,283) Mon. night	16	NFC Divisional Playoffs				9/8	L 19	at Green Bay (71,004) Mon. night	24
11/25	L 6	Chicago (64,214) Sun. night	13	(Lincoln Financial Field, Philadelphia, PA)				9/14	L 15	Indianapolis (63,585)	18
12/2	L 16	at Pittsburgh (62,661)	21	1/16/05	L 14	Philadelphia (67,722)	27	9/21	W 20	Carolina (62,628)	10
12/9	W 42	Tennessee (64,271)	24	2005				9/28	L 17	at Tennessee (69,143)	30
12/16	L 24	at Detroit (72,190)	27	Head Coach: Mike Tice				10/6	W 30	at New Orleans (70,015) Mon. night	27
12/23	L 3	Jacksonville (64,150)	33	Preseason (3-1)				10/12	W 12	Detroit (62,867)	10
12/30	L 13	at Green Bay (59,870)	24	8/12	W 27	Kansas City (63,621)	18	10/19	L 41	at Chicago (62,235)	48
1/7/02	L 3	at Baltimore (69,465) Mon. night	19	8/19	L 21	at N.Y. Jets (76,441)	26	10/26	BYE WEEK		
	290		390	8/26	W 19	San Diego (64,172)	16	11/2	W 28	Houston (62,839)	21
2002				9/2	W 23	at Seattle (63,746)	21	11/9	W 28	Green Bay (63,845)	27
Head Coach: Mike Tice				Regular Season (9-7)				11/16	L 13	at Tampa Bay (65,278)	19
Preseason (2-2)				Finish: 2nd in NFC North				11/23	W 30	at Jacksonville (65,064)	12
8/10	L 15	Cleveland (63,532)	27	9/11	L 13	Tampa Bay (63,939)	24	11/30	W 34	Chicago (63,722) Sun. night	14
8/16	W 24	at Buffalo (46,027)	21	9/18	L 8	at Cincinnati (65,763)	37	12/7	W 20	at Detroit (50,444)	16
8/23	W 14	Tennessee (63,845)	10	9/25	W 33	New Orleans (63,952)	16	12/14	W 35	at Arizona (64,457)	14
8/29	L 14	at Pittsburgh (57,062)	17	10/2	L 10	at Atlanta (69,552)	30	12/21	L 17	Atlanta (62,889)	24
Regular Season (6-10)				10/9	BYE WEEK			12/28	W 20	N.Y. Giants (63,761)	19
Finish: 2nd in NFC North				10/16	L 3	at Chicago (62,143)	28		379		333
9/8	L 23	at Chicago (63,226) (Champaign, IL)	27	10/23	W 23	Green Bay (64,278)	20	NFC First-Round Playoffs			
9/15	L 39	Buffalo (64,047) (OT)	45	10/30	L 13	at Carolina (73,502)	38	(Metrodome, Minneapolis, MN)			
9/22	L 14	Carolina (63,945)	21	11/6	W 27	Detroit (63,813)	14	1/4/09	L 14	Philadelphia (61,746)	26
9/29	L 23	at Seattle (65,212) Sun. night	48	11/13	W 24	at N.Y. Giants (78,637)	21	2009			
10/6	BYE WEEK			11/21	W 20	at Green Bay (70,610) Mon. night	17	Head Coach: Brad Childress			
10/13	W 31	Detroit (64,013)	24	11/27	W 24	Cleveland (63,814)	12	Preseason (3-1)			
10/20	L 7	at N.Y. Jets (78,516)	20	12/4	W 21	at Detroit (61,375)	16	8/14	W 13	at Indianapolis (65,484)	3
10/27	W 25	Chicago (64,122)	7	12/11	W 27	St. Louis (64,005)	13	8/21	W 17	Kansas City (62,782)	13
11/3	L 24	at Tampa Bay (65,667)	38	12/18	L 3	Pittsburgh (64,136)	18	8/31	W 17	at Houston (70,191)	10
11/10	L 20	N.Y. Giants (64,005)	27	12/25	L 23	at Baltimore (70,246) Sun. night	30	9/4	L 31	Dallas (62,334)	35
11/17	W 31	Green Bay (64,153)	21	1/1/06	W 34	Chicago (64,023)	10	Regular Season (12-4)			
11/24	L 17	at New England (68,436)	24		306		344	Finish: NFC North Champions			
12/1	L 24	Atlanta (63,947) (OT)	30	2006				9/13	W 34	at Cleveland (70,560)	20
12/8	L 22	at Green Bay (64,070) Sun. night	26	Head Coach: Brad Childress				9/20	W 27	at Detroit (56,269)	13
12/15	W 32	at New Orleans (67,851)	31	Preseason (2-1-1)				9/27	W 27	San Francisco (63,398)	24
12/21	W 20	Miami (64,285) Sat. day	17	8/14	L 13	Oakland (63,278)	16	10/5	W 30	Green Bay (63,846) Mon. night	23

11/1	W	38	at Green Bay (71,213)	26
11/8	BYE WEEK			
11/15	W	27	Detroit (63,854)	10
11/22	W	35	Seattle (63,854)	9
11/29	W	36	Chicago (63,854)	10
12/6	L	17	at Arizona (64,121) Sun. night	30
12/13	W	30	Cincinnati (63,854)	10
12/20	L	7	at Carolina (73,515) Sun. night	26
12/28	L	30	at Chicago (62,479) (OT) Mon. night	36
1/3/10	W	44	N.Y. Giants (63,854)	7
		470		312

NFC Divisional Playoffs
(Metrodome, Minneapolis, MN)

1/17/10	W	34	Dallas (63,547)	3
---------	---	----	-----------------	---

NFC Championship

1/24/10	L	28	New Orleans (71,276) (OT)	31
---------	---	----	---------------------------	----

2010

Head Coach: Brad Childress (first 10 games), Leslie Frazier (final 6 games)

Preseason (3-1)

8/14	W	28	at St. Louis (40,801)	7
8/22	L	10	at San Francisco (69,732)	15
8/28	W	24	Seattle (63,550)	13
9/2	W	31	Denver (63,328)	24

Regular Season (6-10)

Finish: 4th in NFC North

9/9	L	9	at New Orleans (70,051) Thu. night	14
9/19	L	10	Miami (63,846)	14
9/26	W	24	Detroit (63,377)	10
10/3	BYE WEEK			
10/11	L	20	at N.Y. Jets (77,909) Mon. night	29
10/17	W	24	Dallas (64,120)	21
10/24	L	24	at Green Bay (71,107) Sun. night	28
10/31	L	18	at New England (68,756)	28
11/7	W	27	Arizona (64,120) (OT)	24
11/14	L	13	at Chicago (62,206)	27
11/21	L	3	Green Bay (64,120)	31
11/28	W	17	at Washington (83,602)	13
12/5	W	38	Buffalo (64,012)	14
12/13	L	3	N.Y. Giants (45,910) # Mon. night	21
12/20	L	14	Chicago (45,504)* Mon. night	40
12/28	W	24	at Philadelphia (69,144)*	14
1/2/11	L	13	at Detroit (57,013)	20
		281		348

Played at Ford Field, Detroit, moved due to weather-related Metrodome collapse
* Played at TCF Bank Stadium, Univ. of MN

^ Delayed from 12/26 by blizzard in Philadelphia

2011

Head Coach: Leslie Frazier

Preseason (2-2)

8/13	L	3	at Tennessee (69,143)	14
8/20	W	20	at Seattle (65,599)	7
8/27	L	17	Dallas (62,800)	23
9/1	W	28	Houston (62,148)	0

Regular Season (3-13)

Finish: 4th in NFC North

9/11	L	17	at San Diego (66, 716)	24
9/18	L	20	Tampa Bay (62, 461)	24
9/25	L	23	Detroit (62, 466)	26
10/2	L	17	at Kansas City (72, 931)	22
10/9	W	34	Arizona (62, 479)	10
10/16	L	10	at Chicago (62, 322) Sun. night	10
10/23	L	27	Green Bay (63, 946)	33
10/30	W	24	at Carolina (72, 095)	21
11/6	BYE WEEK			
11/14	L	7	at Green Bay (70, 519) Mon. night	45
11/20	L	21	Oakland (62, 748)	27
11/27	L	14	at Atlanta (68, 115)	24
12/4	L	32	Denver (62, 939)	35
12/11	L	28	at Detroit (63, 988)	34
12/18	L	20	New Orleans (62, 623)	42
12/24	W	33	at Washington (63, 370) Sat. day	26
1/1/12	L	13	Chicago (62, 867)	17
		340		449

2012

Head Coach: Leslie Frazier

Preseason (1-3)

8/10	L	6	at San Francisco (69,732)	17
8/17	W	36	Buffalo (56,430)	14
8/24	L	10	San Diego (56,521)	12
8/30	L	24	at Houston (71,116)	28

Regular Season (10-6)

Finish: 2nd in NFC North

9/9	W	26	Jacksonville (56,607) (OT)	23
9/16	L	20	at Indianapolis (63,912)	23
9/23	W	24	San Francisco (57,288)	13
9/30	W	20	at Detroit (63,616)	13
10/7	W	30	Tennessee (57,652)	7
10/14	L	26	at Washington (78,476)	38
10/21	W	21	Arizona (61,068)	14
10/25	L	17	Tampa Bay (60,860) Thurs. night	36

11/4	L	20	at Seattle (67,584)	30
11/11	W	34	Detroit (64,059)	28
11/18	BYE WEEK			
11/25	L	10	at Chicago (62,306)	28
12/2	L	14	at Green Bay (70,567)	28
12/9	W	21	Chicago (64,134)	14
12/16	W	36	at St. Louis (55,751)	22
12/23	W	23	at Houston (71,688)	6
12/30	W	37	Green Bay (64,134)	34
		379		348

NFC First-Round Playoffs

(Lambeau Field, Green Bay, WI)

1/5/13	L	10	at Green Bay (71,548)	24
--------	---	----	-----------------------	----

2013

Head Coach: Leslie Frazier

Preseason (1-3)

8/9	L	13	Houston (62,306)	27
8/16	L	16	at Buffalo (60,164)	20
8/25	L	14	at San Francisco (69,732)	34
8/29	W	24	Tennessee (62,603)	23

Regular Season (5-10-1)

Finish: 4th in NFC North

9/8	L	24	at Detroit (62,461)	34
9/15	L	30	at Chicago (62,181)	31
9/22	L	27	Cleveland (63,672)	31
9/29	W	34	Pittsburgh at London ^ (83,518)	27
10/6	BYE WEEK			
10/13	L	10	Carolina (63,963)	35
10/21	L	7	at N.Y. Giants (79,314) Mon. night	23
10/27	L	31	Green Bay (64,134) Sun. night	44
11/3	L	23	at Dallas (85,360)	27
11/7	W	34	Washington (64,011) Thurs. night	27
11/17	L	20	at Seattle (68,235)	41
11/24	T	26	at Green Bay (77,871) (OT)	26
12/1	W	23	Chicago (64,134) (OT)	20
12/8	L	26	at Baltimore (70,921)	29
12/15	W	48	Philadelphia (64,087)	30
12/22	L	14	at Cincinnati (61,555)	42
12/29	W	14	Detroit (64,134)	13
		391		480

^ Played at Wembley Stadium, London

2014

Head Coach: Mike Zimmer

Preseason (4-0)

8/8	W	10	Oakland (51,752)	6
8/16	W	38	Arizona (51,763)	28
8/23	W	30	at Kansas City (73,442)	12
8/28	W	19	at Tennessee (69,143)	3

Regular Season (7-9)

Finish: 3rd in NFC North

9/7	W	34	at St. Louis (55,919)	6
9/14	L	7	New England (52,350)	30
9/21	L	9	at New Orleans (73,005)	20
9/28	W	41	Atlanta (52,173)	28
10/2	L	10	at Green Bay (78,054) Thurs. night	42
10/12	L	3	Detroit (52,213)	17
10/19	L	16	at Buffalo (68,477)	17
10/26	W	19	at Tampa Bay (56,577) (OT)	13
11/2	W	29	Washington (52,252)	26
11/9	BYE WEEK			
11/16	L	13	at Chicago (61,792)	21
11/23	L	21	Green Bay (52,386)	24
11/30	W	31	Carolina (52,016)	13
12/7	W	30	N.Y. Jets (52,152) (OT)	24
12/14	L	14	at Detroit (62,490)	16
12/21	L	15	at Miami (66,203)	37
12/28	W	13	Chicago (52,364)	9
		325		343

2015

Head Coach: Mike Zimmer

Preseason (4-1)

8/9	W	14	Pittsburgh at Canton (23,379)	3
8/15	W	26	Tampa Bay (50,610)	16
8/22	W	20	Oakland (50,656)	12
8/29	W	28	at Dallas (86,082)	14
9/3	L	17	at Tennessee (61,294)	24

Regular Season (11-5)

Finish: 1st in NFC North

9/14	L	3	at San Francisco (70,499) Mon. night	20
9/20	W	26	Detroit (52,319)	16
9/27	W	31	San Diego (52,400)	13
10/4	L	20	at Denver (77,029)	24
10/11	BYE WEEK			
10/18	W	16	Kansas City (52,480)	10
10/25	W	28	at Detroit (60,231)	19
11/1	W	23	at Chicago (62,231)	20
11/8	W	21	St. Louis (52,406) (OT)	18
11/15	W	30	at Oakland (54,700)	14
11/22	L	13	Green Bay (52,529)	30
11/29	W	20	at Atlanta (70,610)	10
12/6	L	7	Seattle (52,430)	28
12/10	L	20	at Arizona (64,784) Thurs. night	33
12/20	W	38	Chicago (52,421)	17
12/27	W	49	N.Y. Giants (52,455) Sun. night	17
1/3/16	W	20	at Green Bay (78,412) Sun. night	13
		365		302

NFC First-Round Playoffs

(TCF Bank Stadium, Minneapolis, MN)

1/10/16	L	9	Seattle (52,090)	10
---------	---	---	------------------	----

2016

Head Coach: Mike Zimmer

Preseason (4-0)

8/12	W	17	at Cincinnati (50,737)	16
8/18	W	18	at Seattle (68,469)	11
8/28	W	23	San Diego (66,143)	10
9/1	W	27	LA Rams (66,262)	25

Regular Season (8-8)

Finish: 3rd in NFC North

9/11	W	25	at Tennessee (63,816)	16
9/18	W	17	Green Bay (66,813) Sun. night	14
9/25	W	22	at Carolina (73,818)	10
10/3	W	24	N.Y. Giants (66,690) Mon. night	10
10/9	W	31	Houston (66,683)	13
10/16	BYE WEEK			
10/23	L	10	at Philadelphia (69,596)	21
10/31	L	10	at Chicago (60,422) Mon. night	20
11/6	L	16	Detroit (66,807) (OT)	22
11/13	L	20	at Washington (78,216)	26
11/20	W	30	Arizona (66,808)	24
11/24	L	13	at Detroit (63,793) Thanksgiving	16
12/1	L	15	Dallas (66,860) Thurs. night	17
12/11	W	25	at Jacksonville (62,701)	16
12/18	L	6	Indianapolis (66,820)	34
12/24	L	25	at Green Bay (77,856) Sat. day	38
1/1/17	W	38	Chicago (66,808)	10
		327		307

2017

Head Coach: Mike Zimmer

Preseason (2-2)

8/10	W	17	at Buffalo (60,459)	10
8/18	L	13	at Seattle (68,550)	20
8/27	W	32	San Francisco (66,551)	31
8/31	L	9	Miami (66,409)	30

Regular Season (13-3)

Finish: 1st in NFC North

9/11	W	29	New Orleans (66,606) Mon. night	19
9/17	L	9	at Pittsburgh (66,971)	26
9/24	W	34	Tampa Bay (66,390)	17
10/1	L	7	Detroit (66,730)	14
10/9	W	20	at Chicago (61,834) Mon. night	17
10/15	W	23	Green Bay (66,848)	10
10/22	W	24	Baltimore (66,751)	16
10/29	W	33	at Cleveland (London) ^ (74,237)	16
11/5	BYE WEEK			
11/12	W	38	at Washington (74,476)	30
11/19	W	24	Los Angeles Rams (66,809)	7
11/23	W	30	at Detroit (66,613) Thanksgiving	23
12/3	W	14	at Atlanta (71,185)	9
12/10	L	24	at Carolina (73,728)	31
12/17	W	34	Cincinnati (66,833)	7
12/23	W	16	at Green Bay (78,092) Sat. night	0
12/31	W	23	Chicago (66,808)	10
		382		252

2019

Head Coach: Mike Zimmer
Preseason (3-1)
 8/9 W 34 at New Orleans (73,018) 25
 8/18 W 25 Seattle (66,636) 19
 8/24 W 20 Arizona (66,698) 9
 8/29 L 23 at Buffalo (57,765) 27
Regular Season (10-6)
Finish: 2nd in NFC North
 9/8 W 28 Atlanta (66,714) 12
 9/15 L 16 at Green Bay (78,416) 28
 9/22 W 34 Oakland (66,738) 14
 9/29 L 6 at Chicago (62,131) 16
 10/6 W 28 at NY Giants (75,041) 10
 10/13 W 38 Philadelphia (66,837) 20
 10/20 W 42 at Detroit (60,314) 30
 10/24 W 19 Washington (66,776) Thurs. night 9
 11/3 L 23 at Kansas City (73,615) 26
 11/10 W 28 at Dallas (91,188) Sun. night 24
 11/17 W 27 Denver (66,883) 23
 11/24 BYE WEEK
 12/2 L 30 at Seattle (69,080) Mon. night 37
 12/8 W 20 Detroit (66,776) 7
 12/15 W 39 at LA Chargers (25,445) 10
 12/23 L 10 Green Bay (67,167) Mon. night 23
 12/29 L 19 Chicago (66,913) 21

407 303

NFC First-Round Playoffs

(Mercedes-Benz Stadium, New Orleans, LA)
 1/5 W 26 at New Orleans (73,038) (OT) 20

NFC Divisional Round Playoffs

(Levi's Stadium, Santa Clara, CA)
 1/11 L 10 at San Francisco (71,649) 27

2020

Head Coach: Mike Zimmer
Regular Season (7-9)
Finish: 3rd in NFC North
 9/13 L 34 Green Bay (0) 43
 9/20 L 11 at Indianapolis (2,500) 28
 9/27 L 30 Tennessee (0) 31
 10/4 W 31 at Houston (12,102) 23
 10/11 L 26 at Seattle (0) Sun. night 27
 10/18 L 23 Atlanta (0) 40
 10/25 BYE WEEK
 11/1 W 28 at Green Bay (0) 22
 11/8 W 34 Detroit (0) 20
 11/16 W 19 at Chicago (0) Mon. night 13
 11/22 L 28 Dallas (0) 31
 11/29 W 28 Carolina (0) 27
 12/6 W 27 Jacksonville (0) (OT) 24
 12/13 L 14 at Tampa Bay (16,031) 26
 12/20 L 27 Chicago (0) 33
 12/25 L 33 at New Orleans (3,000) Fri. day 52
 1/3 W 37 at Detroit (0) 35

430 475

2021

Head Coach: Mike Zimmer
Preseason (0-3)
 8/13 L 6 Denver (66,028) 33
 8/20 L 10 Indianapolis (66,022) 12
 8/27 L 25 at Kansas City (72,680) 28
Regular Season (8-9)
Finish:
 9/12 L 24 at Cincinnati (56,525) OT 27
 9/19 L 33 at Arizona (60,115) 34
 9/26 W 30 Seattle (66,729) 17
 10/3 L 7 Cleveland (66,703) 14
 10/10 W 19 Detroit (66,538) 17
 10/17 W 34 at Carolina (72,104) OT 28
 10/24 BYE WEEK
 10/31 L 16 Dallas Sun. night (66,633) 20
 11/7 L 31 at Baltimore (70,599) 34
 11/14 W 27 at LA Chargers (70,240) 20
 11/21 W 34 Green Bay (66,959) 31
 11/28 L 26 at San Francisco (71,493) 34
 12/5 L 27 at Detroit (45,691) 29
 12/9 W 36 Pittsburgh (66,718) Thurs. night 28
 12/20 W 17 at Chicago (60,082) Mon. night 9
 12/26 L 30 LA Rams (66,708) 23
 1/2/22 L 10 at Green Bay (77,832) Sun. night 37
 1/9/22 W 31 Chicago (66,625) 17

425 426

2022

Head Coach: Kevin O'Connell
Preseason (0-3)
 8/14 L 20 at Las Vegas (61,177) 26
 8/20 L 7 San Francisco (66,714) 17
 8/27 L 13 at Denver (76,473) 23
Regular Season (13-4)
Finish:
 9/11 W 23 Green Bay (66,959) 7
 9/19 L 7 at Philadelphia (69,879) Mon. night 24
 9/25 W 28 Detroit (66,638) 24
 10/2 W 28 vs. New Orleans (London) (60,639) 25
 10/9 W 29 Chicago (66,929) 22

10/16 W 24 at Miami (66,100) 16
 10/23 BYE WEEK
 10/30 W 34 Arizona (66,742) 26
 11/6 W 20 at Washington (58,651) 17
 11/13 W 33 at Buffalo (70,844) OT 30
 11/20 L 3 Dallas (66,992) 40
 11/24 W 33 New England (T'giving) (66,918) 26
 12/4 W 27 NY Jets (66,973) 22
 12/11 L 23 at Detroit (66,374) 34
 12/17 W 39 Indianapolis (66,801) OT 36
 12/24 W 27 NY Giants (66,919) Sat. day 24
 1/1 L 17 at Green Bay (78,190) 41
 1/8 W 29 at Chicago (60,007) 13

424 427

NFC First-Round Playoffs

(U.S. Bank Stadium, Minneapolis, MN)
 1/15 L 24 NY Giants (66,721) 31

2023

Head Coach: Kevin O'Connell
Preseason (0-3)
 8/10 L 13 at Seattle (68,179) 24
 8/19 L 16 Tennessee (66,689) 24
 8/26 L 17 Arizona (66,641) 18

Regular Season (0-2)

Finish:
 9/10 L 17 Tampa Bay (66,741) 20
 9/14 L 28 at Philadelphia (69,879) 34
 9/24 Los Angeles Chargers
 10/1 at Carolina
 10/8 Kansas City
 10/15 at Chicago
 10/23 San Francisco
 10/29 at Green Bay
 11/5 at Atlanta
 11/12 New Orleans
 11/19 at Denver
 11/27 Chicago
 12/3 BYE WEEK
 12/10 at Las Vegas
 12/TBD at Cincinnati
 12/24 Detroit
 12/31 Green Bay
 1/TBD at Detroit

VIKINGS SUPER BOWL SEASONS

1969 - Super Bowl IV vs. Kansas City at Tulane Stadium, New Orleans

The Vikings advanced to the first Super Bowl in franchise history by capping a 12-2 regular season with playoff wins over the LA Rams in the Western Conference Championship at Met Stadium on December 27 and topping the Cleveland Browns the following week in the final NFL Championship game in league history at the Met. The games were the first playoff wins in franchise history and came in Bud Grant's 3rd season as head coach. The 1969 season was the last under the AFL-NFL format before the rival leagues merged for the 1970 campaign as the NFL and adopted the AFC and NFC conferences and re-alignment.

Grant earned his only NFL Coach of the Year honors for the '69 season.

An estimated TV audience of 44.3 million tuned in to CBS to hear Jack Buck and Pat Summerall call the action. The halftime show featured the Southern University marching band and a tribute to Mardi Gras.

AWARD WINNERS:

ALL-PRO: Carl Eller, Alan Page, Mick Tingelhoff

PRO BOWL: Carl Eller, Joe Kapp, Paul Krause, Gary Larsen, Jim Marshall, Mick Tingelhoff, Gene Washington

NFL COACH OF THE YEAR: Bud Grant

TEAM LEADERS:

RUSHING: Dave Osborn- 186 attempts, 643 yards, 7 TDs

PASSING: Joe Kapp- 237 attempts, 120 completions, 1,726 yards, 19 TDs, 13 INTs

RECEIVING: Gene Washington- 39 receptions, 821 yards, 9 TDs

SCORING: Fred Cox- 43 PAT, 26 FG, 121 points

INTERCEPTIONS: Bobby Bryant- 9 INT, 87 yards

TACKLES: Lonnie Warwick- 76 tackles

SACKS: Carl Eller- 15.0

SUPER BOWL IV

USUAL STARTERS:

DEFENSE

DE Carl Eller
DT Gary Larsen
DT Alan Page
DE Jim Marshall
LB Roy Winston
LB Lonnie Warwick
LB Wally Hilgenberg
CB Earsell Mackbee
CB Bobby Bryant
SS Karl Kassulke
FS Paul Krause

USUAL STARTERS:

OFFENSE

WR Gene Washington
LT Grady Alderman
LG Jim Vellone
C Mick Tingelhoff
RG Milt Sunde
RT Doug Davis
TE John Beasley
WR John Henderson
QB Joe Kapp
RB Dave Osborn
FB Bill Brown

1969

Head Coach: Bud Grant

Regular Season (12-2)

Finish: NFL Central Champions

9/21	L	23	at N.Y. Giants (62,900)	24
9/28	W	52	Baltimore Colts (47,900)	14
10/5	W	19	Green Bay at U. of MN (60,740)	7
10/12	W	31	at Chicago (45,757)	0
10/19	W	27	at St. Louis Cards (49,430)	10
10/26	W	24	Detroit (47,900)	10
11/2	W	31	Chicago (47,900)	14
11/9	W	51	Cleveland (47,900)	3
11/16	W	9	at Green Bay (Milw.) (48,321)	7
11/23	W	52	Pittsburgh (47,202)	14
11/27	W	27	at Detroit (57,906) Thanksgiving	0
12/7	W	20	at L.A. Rams (80,430)	13
12/14	W	10	San Francisco (43,028)	7
12/21	L	3	at Atlanta (52,872)	10

379

Western Conference Championship

(Metropolitan Stadium, Bloomington, MN)

12/27 W 23 L.A. Rams (47,900)

NFL Championship

(Metropolitan Stadium, Bloomington, MN)

1/4/70 W 27 Cleveland (47,900)

Super Bowl IV

(Tulane Stadium, New Orleans, LA)

1/11/70 L 7 Kansas City (80,562)

133

20

7

23

1973 - Super Bowl VIII vs. Miami at Rice Stadium, Houston

The Vikings earned their second Super Bowl berth in club history following the 1973 season, riding a 12-2 regular season into playoff wins over Washington at Met Stadium in the Divisional Round and then capturing the NFC title in Dallas, which remains the only road NFC Championship Game the Vikings have won. The team was spearheaded by QB Fran Tarkenton, who was back with the club for the 2nd season as the starter following a 1972 trade that brought the scrambler back from New York. Tarkenton got a new weapon in NFL Rookie of the Year RB Chuck Foreman and Page was recognized as the NFL's Defensive Player of the Year for the 2nd time in 3 seasons (1971, '73).

An estimated TV audience of 41.6 million heard the CBS crew of Ray Scott, Pat Summerall and Bart Starr do the game. The halftime show featured the University of Texas marching band with Miss Texas as a fiddle accompaniment in the A Muscial America program.

AWARD WINNERS:

ALL-PRO: Carl Eller, John Gilliam, Alan Page, Fran Tarkenton, Ron Yary

PRO BOWL: Carl Eller, Chuck Foreman, John Gilliam, Paul Krause, Alan Page, Jeff Siemon, Ron Yary

NFL DEFENSIVE PLAYER OF THE YEAR: Alan Page

NFL ROOKIE OF THE YEAR: Chuck Foreman

TEAM LEADERS:

RUSHING: Dave Osborn- 182 attempts, 801 yards, 4 TDs

PASSING: Fran Tarkenton- 378 attempts, 215 completions, 2,651 yards, 18 TDs, 13 INTs

RECEIVING: John Gilliam- 42 receptions, 907 yards, 8 TDs

SCORING: Fred Cox- 33 PAT, 21 FG, 96 points

INTERCEPTIONS: Bobby Bryant- 7 INT, 105 yards, 1 TD

TACKLES: Jeff Siemon- 155 tackles

SACKS: Carl Eller- 11.0

SUPER BOWL VIII

USUAL STARTERS:

OFFENSE

WR Carroll Dale
LT Grady Alderman
LG Ed White
C Mick Tingelhoff
RG Milt Sunde
RT Ron Yary
TE Stu Voigt
WR John Gilliam
QB Fran Tarkenton
RB Chuck Foreman
RB Oscar Reed

USUAL STARTERS:

DEFENSE

DE Carl Eller
DT Gary Larsen
DT Alan Page
DE Jim Marshall
LB Roy Winston
LB Jeff Siemon
LB Wally Hilgenberg
CB Nate Wright
CB Bobby Bryant
SS Jeff Wright
FS Paul Krause

1973

Head Coach: Bud Grant

Regular Season (12-2)

Finish: NFC Central Champions

9/16	W	24	Oakland (46,619)	16
9/23	W	22	at Chicago (55,701)	13
9/30	W	11	Green Bay (48,503)	3
10/7	W	23	at Detroit (54,418)	9
10/14	W	17	at San Francisco (59,359)	13
10/21	W	28	Philadelphia (48,503)	21
10/28	W	10	L.A. Rams (48,503)	9
11/4	W	26	Cleveland (48,503)	3
11/11	W	28	Detroit (48,503)	7
11/19	L	14	at Atlanta (50,850) Mon. night	20
11/25	W	31	Chicago (48,503)	13
12/2	L	0	at Cincinnati (59,580)	27
12/8	W	31	at Green Bay (56,267) Sat. day	7
12/16	W	31	at N.Y. Giants (New Haven) (70,041)	7

296

NFC Divisional Playoffs

(Metropolitan Stadium, Bloomington, MN)

12/22 W 27 Washington (46,409)

NFC Championship Game

(Texas Stadium, Irving, TX)

12/30 W 27 Dallas (60,272)

Super Bowl VIII

(Rice Stadium, Houston, TX)

1/13/74 L 7 Miami (68,142)

168

20

10

24

1974 - Super Bowl IX vs. Pittsburgh at Tulane Stadium, New Orleans

The Vikings notched consecutive Super Bowl berths in 1973 and 1974, advancing with a 10-4 regular season mark to the NFC Playoffs in '74 with an offense that ranked #3 in the NFL and a defense ranked #10. Having both units in the top 10 was the 1st time achieving the feat in franchise history and the offense didn't reach #3 again until 1994. The Vikings hosted both the Divisional Round game vs. St. Louis and the NFC title game against Los Angeles at the Met, grinding out a 14-10 win in the game.

The game was broadcast on NBC with Curt Gowdy, Al DeRogatis and Don Meredith on the call for an estimated audience of 42.4 million. The Grambling Band led a tribute to Duke Ellington at half.

AWARD WINNERS:

ALL-PRO: Alan Page, Ed White, Ron Yary

PRO BOWL: Carl Eller, Chuck Foreman, John Gilliam, Paul Krause, Alan Page, Fran Tarkenton, Ron Yary

TEAM LEADERS:

RUSHING: Chuck Foreman- 199 attempts, 777 yards, 9 TDs

PASSING: Fran Tarkenton- 351 attempts, 199 completions, 2,598 yards, 17 TDs, 12 INTs

RECEIVING: Chuck Foreman- 53 receptions, 586 yards, 6 TDs

SCORING: Chuck Foreman- 15 TDs, 90 points

INTERCEPTIONS: Nate Wright- 6 INT, 91 yards

TACKLES: Jeff Siemon- 151 tackles

SACKS: Alan Page- 11.0



USUAL STARTERS:

OFFENSE

WR Jim Lash
 LT Charles Goodrum
 LG Ed White
 C Mick Tingelhoff
 RG Andy Maurer
 RT Ron Yary
 TE Stu Voigt
 WR John Gilliam
 QB Fran Tarkenton
 RB Chuck Foreman
 RB Dave Osborn

USUAL STARTERS:

DEFENSE

DE Carl Eller
 DT Doug Sutherland
 DT Alan Page
 DE Jim Marshall
 LB Roy Winston
 LB Jeff Siemon
 LB Wally Hilgenberg
 CB Nate Wright
 CB Jackie Wallace
 SS Jeff Wright
 FS Paul Krause

1974			
Head Coach: Bud Grant			
Regular Season (10-4)			
Finish: NFC Central Champions			
9/15	W	32	at Green Bay (56,312)
9/22	W	7	at Detroit (49,703)
9/29	W	11	Chicago (46,619)
10/6	W	23	at Dallas (60,817)
10/13	W	51	Houston (48,490)
10/20	L	16	Detroit (48,501)
10/27	L	14	New England (48,497)
11/3	W	17	at Chicago (55,753)
11/11	W	28	at St.L Cards (51,392) Mon. night
11/17	L	7	Green Bay (48,480)
11/24	L	17	at L.A. Rams (90,266)
12/1	W	29	New Orleans (48,456)
12/7	W	23	Atlanta (48,480) Sa
12/14	W	35	at Kansas City (72,474) Sat. day
		310	195
NFC Divisional Playoffs			
(Metropolitan Stadium, Bloomington, MN)			
12/21	W	30	St. Louis Cards (44,626)
NFC Championship Game			
(Metropolitan Stadium, Bloomington, MN)			
12/29	W	14	L.A. Rams (47,404)
Super Bowl IX			
(Tulane Stadium, New Orleans, LA)			
1/12/75	L	6	Pittsburgh (80,997)

1976 - Super Bowl XI vs. Oakland at Rose Bowl, Pasadena

The Vikings celebrated America's Bicentennial with the 3rd Super Bowl appearance in 4 seasons, advancing to Super Bowl XI against Oakland, playing the 1st Super Bowl at the venerable Rose Bowl. The '76 NFC title made the Vikings the 1st team to play in 4 Super Bowls and the berth was the 4th in 8 seasons for the club. The Vikings 24-13 NFC title game win included one of the most memorable plays in team history when Bobby Bryant returned a blocked Rams FG 90 yards to open the scoring. The Rams cut the lead to 17-13 before a Sammy Johnson TD run put the game away in the 4th quarter of what would be the last home NFC Championship game for the Vikings until the 1998 season.

The offense gained a pair of valuable playmakers that set the tone for the season by trading for Ahmad Rashad and drafting Sammy White, who went on to be the NFL's Rookie of the Year.

The crowd of 103,438 remains the biggest audience the Vikings have played in front of and was the 1st Super Bowl crowd over 100,000, a mark that still stands 3rd in the history of the game, all 3 crowds coming at the Rose Bowl. An estimated TV audience of 44.4 million heard Curt Gowdy and Don Meredith relay the action on NBC. A Disney production entertained at halftime with a program called It's a Small World, including a stadium-wide card stunt.

AWARD WINNERS:

ALL-PRO: Chuck Foreman, Ron Yary

PRO BOWL: Chuck Foreman, Alan Page, Jeff Siemon, Fran Tarkenton, Ed White, Sammy White, Ron Yary

NFL ROOKIE OF THE YEAR: Sammy White

TEAM LEADERS:

RUSHING: Chuck Foreman- 278 attempts, 1,155 yards, 13 TDs

PASSING: Fran Tarkenton- 412 attempts, 255 completions, 2,961 yards, 17 TDs, 8 INTs

RECEIVING: Chuck Foreman- 55 receptions, 567 yards, 1 TD

SCORING: Fred Cox- 32 PAT, 19 FG, 89 points

INTERCEPTIONS: Nat Wright- 7 INT, 47 yards, 0 TD

TACKLES: Jeff Siemon- 161 tackles

SACKS: Alan Page- 18.0



1976			
Head Coach: Bud Grant			
Regular Season (11-2-1)			
Finish: NFC Central Champions			
9/12	W	40	at New Orleans (58,156) 9
9/19	T	10	L.A. Rams (47,310) (OT) 10
9/26	W	10	at Detroit (77,292) 9
10/4	W	17	Pittsburgh (47,809) Mon. night 6
10/10	W	20	Chicago (47,948) 19
10/17	W	24	N.Y. Giants (47,156) 7
10/24	W	31	at Philadelphia (56,233) 12
10/31	L	13	at Chicago (56,602) 14
11/7	W	31	Detroit (46,735) 23
11/14	W	27	Seattle (45,087) 21
11/21	W	17	at Green Bay (Mil.) (53,104) 10
11/29	L	16	at San Fran. (56,775) Mon. night 20
12/5	W	20	Green Bay (43,700) 9
12/11	W	29	at Miami (46,543) Sat. day 7
		305	176
NFC Divisional Playoffs			
(Metropolitan Stadium, Bloomington, MN)			
12/18	W	35	Washington (47,221) 20
NFC Championship Game			
(Metropolitan Stadium, Bloomington, MN)			
12/26	W	24	L.A. Rams (47,191) 13
Super Bowl XI			
(Rose Bowl, Pasadena, CA)			
1/9/77	L	14	Oakland (103,438) 32

USUAL STARTERS:

DEFENSE

DE Carl Eller
 DT Doug Sutherland
 DT Alan Page
 DE Jim Marshall
 LB Matt Blair
 LB Jeff Siemon
 LB Wally Hilgenberg
 CB Nate Wright
 CB Nate Allen
 SS Jeff Wright
 FS Paul Krause

USUAL STARTERS:

OFFENSE

WR Ahmad Rashad
 LT Steve Riley
 LG Charles Goodrum
 C Mick Tingelhoff
 RG Ed White
 RT Ron Yary
 TE Stu Voigt
 WR Sammy White
 QB Fran Tarkenton
 RB Chuck Foreman
 RB Brent McClanahan

YEAR-BY-YEAR CHAMPIONS

NATIONAL FOOTBALL LEAGUE - WESTERN CONFERENCE

WESTERN CONFERENCE: Minnesota, Baltimore, Chicago, Detroit, Green Bay, Los Angeles, San Francisco

	VIKINGS	CONFERENCE CHAMP	NFL CHAMP	SUPER BOWL	NFL MVP	COACH OF THE YEAR
1961	3-11 (7th Western)	Green Bay	Green Bay		Paul Hornung, Green Bay	Allie Sherman, NY Giants
1962	2-11-1 (6th Western)	Green Bay	Green Bay		Jim Taylor, Green Bay	Allie Sherman, NY Giants
1963	5-8-1 (T4th Western)	Chicago	Chicago		Y.A. Tittle, NY Giants	George Halas, Chicago
1964	8-5-1 (T2nd Western)	Baltimore	Cleveland		Johnny Unitas, Baltimore	Don Shula, Baltimore
1965	7-7 (T5th Western)	Green Bay	Green Bay		Jim Brown, Cleveland	George Halas, Chicago
1966	4-9-1 (T6th Western)	Green Bay	Green Bay	Green Bay (I)	Barst Starr, Green Bay	Tom Landry, Dallas

NATIONAL FOOTBALL LEAGUE - WESTERN CONFERENCE-CENTRAL DIVISION

CENTRAL DIVISION: Minnesota, Chicago, Green Bay, Detroit

	VIKINGS	DIVISION CHAMP	NFL CHAMP	SUPER BOWL	NFL MVP	COACH OF THE YEAR
1967	3-8-3 (4th Central)	Green Bay	Green Bay	Green Bay (II)	Johnny Unitas, Baltimore	Shula & George Allen, LA Rams
1968	8-6 (1st Central)	Minnesota	Baltimore	NY Jets (III)	Earl Morrall, Baltimore	Don Shula, Baltimore
1969	12-2 (1st Central)	Minnesota	Minnesota	Kansas City (IV)	Roman Gabriel, LA Rams	Bud Grant, Minnesota

NATIONAL FOOTBALL LEAGUE - NATIONAL FOOTBALL CONFERENCE-CENTRAL DIVISION

CENTRAL DIVISION: Minnesota, Chicago, Green Bay, Detroit, Tampa Bay (1977-2001)

	VIKINGS	DIVISION CHAMP	NFC CHAMP	SUPER BOWL	NFL MVP	COACH OF THE YEAR
1970	12-2 (1st Central)	Minnesota	Dallas	Baltimore (V)	John Brodie, San Francisco	Paul Brown, Cincinnati
1971	11-3 (1st Central)	Minnesota	Dallas	Dallas (VI)	Alan Page, Minnesota	George Allen, Washington
1972	7-7 (3rd Central)	Green Bay	Washington	Miami (VII)	Larry Brown, Washington	Don Shula, Miami
1973	12-2 (1st Central)	Minnesota	Minnesota	Miami (VIII)	O.J. Simpson, Buffalo	Chuck Knox, LA Rams
1974	10-4 (1st Central)	Minnesota	Minnesota	Pittsburgh (IX)	Ken Stabler, Oakland	Don Coryell, St. Louis
1975	12-2 (1st Central)	Minnesota	Dallas	Pittsburgh (X)	Fran Tarkenton, Minnesota	Ted Marchibroda, Baltimore
1976	11-2-1 (1st Central)	Minnesota	Minnesota	Oakland (XI)	Bert Jones, Baltimore	Forrest Gregg, Cleveland
1977	9-5 (1st Central)	Minnesota	Dallas	Dallas (XII)	Walter Payton, Chicago	Red Miller, Denver
1978	8-7-1 (1st Central)	Minnesota	Dallas	Pittsburgh (XIII)	Terry Bradshaw, Pittsburgh	Jack Patera, Seattle
1979	7-9 (3rd Central)	Tampa Bay	Los Angeles	Pittsburgh (XIV)	Earl Campbell, Houston	Jack Gibbs, Washington
1980	9-7 (1st Central)	Vikings	Philadelphia	Oakland (XV)	Brian Sipe, Cleveland	Chuck Knox, Buffalo
1981	7-9 (4th Central)	Tampa Bay	San Francisco	San Francisco (XVI)	Ken Anderson, Cincinnati	Bill Walsh, San Francisco
1982	5-4 (2nd Central)	none (strike)	Washington	Washington (XVII)	Mark Moseley, Washington	Joe Gibbs, Washington
1983	8-8 (4th Central)	Detroit	Washington	Oakland (XVIII)	Joe Theismann, Washington	Joe Gibbs, Washington
1984	3-13 (5th Central)	Chicago	San Francisco	San Francisco (XIX)	Dan Marino, Miami	Chuck Knox, Seattle
1985	7-9 (3rd Central)	Chicago	Chicago	Chicago (XX)	Marcus Allen, LA Raiders	Mike Ditka, Chicago
1986	9-7 (2nd Central)	Chicago	NY Giants	NY Giants (XXI)	Lawrence Taylor, NY Giants	Bill Parcells, NY Giants
1987	8-7 (2nd Central)	Chicago	Washington	Washington (XXII)	John Elway, Denver	Jim Mora, New Orleans
1988	11-5 (2nd Central)	Chicago	San Francisco	San Francisco (XXIII)	Boomer Esiason, Cincinnati	Mike Ditka, Chicago
1989	10-6 (1st Central)	Minnesota	San Francisco	San Francisco (XXIV)	Joe Montana, San Francisco	Lindy Infante, Green Bay
1990	6-10 (5th Central)	Chicago	NY Giants	NY Giants (XXV)	Joe Montana, San Francisco	Jimmy Johnson, Dallas
1991	8-8 (3rd Central)	Detroit	Washington	Washington (XXVI)	Thurman Thomas, Buffalo	Wayne Fontes, Detroit
1992	11-5 (1st Central)	Minnesota	Dallas	Dallas (XXVII)	Steve Young, San Francisco	Bill Cowher, Pittsburgh
1993	9-7 (2nd Central)	Detroit	Washington	Washington (XXVIII)	Emmitt Smith, Dallas	Dan Reeves, NY Giants
1994	10-6 (1st Central)	Minnesota	San Francisco	San Francisco (XXIX)	Steve Young, San Francisco	Bill Parcells, New England
1995	8-8 (4th Central)	Green Bay	Dallas	Dallas (XXX)	Brett Favre, Green Bay	Ray Rhodes, Philadelphia
1996	9-7 (2nd Central)	Green Bay	Green Bay	Green Bay (XXXI)	Brett Favre, Green Bay	Dom Capers, Carolina
1997	9-7 (4th Central)	Green Bay	Green Bay	Denver (XXXII)	Brett Favre, Green Bay	Jim Fassel, NY Giants
1998	15-1 (1st Central)	Minnesota	Atlanta	Denver (XXXIII)	Terrell Davis, Denver	Dan Reeves, Atlanta
1999	10-6 (2nd Central)	Tampa Bay	St. Louis Rams	St. Louis Rams (XXXIV)	Kurt Warner, St. Louis	Dick Vermeil, St. Louis
2000	11-5 (1st Central)	Minnesota	NY Giants	Baltimore (XXXV)	Marshall Faulk, St. Louis	Jim Haslett, New Orleans
2001	5-11 (4th Central)	Chicago	St. Louis Rams	New England (XXXVI)	Kurt Warner, St. Louis	Dick Jauron, Chicago

NATIONAL FOOTBALL LEAGUE - NATIONAL FOOTBALL CONFERENCE- NORTH DIVISION

NORTH DIVISION: Minnesota, Chicago, Detroit, Green Bay

	VIKINGS	DIVISION CHAMP	NFC CHAMP	SUPER BOWL	NFL MVP	COACH OF THE YEAR
2002	6-10 (2nd North)	Green Bay	Tampa Bay	Tampa Bay (XXXVII)	Rich Gannon, Oakland	Andy Reid, Philadelphia
2003	9-7 (2nd North)	Green Bay	Carolina	New England (XXXVIII)	Manning, Ind./McNair, Tenn.	Bill Belichick, New England
2004	8-8 (2nd North)	Green Bay	Philadelphia	New England (XXXIX)	Peyton Manning, Indianapolis	Marty Schottenheimer, San Diego
2005	9-7 (2nd North)	Chicago	Seattle	Pittsburgh (XL)	Shaun Alexander, Seattle	Lovie Smith, Chicago
2006	6-10 (3rd North)	Chicago	Chicago	Indianapolis (XLI)	LaDainian Tomlinson, S.D.	Sean Payton, New Orleans
2007	8-8 (2nd North)	Green Bay	NY Giants	NY Giants (XLII)	Tom Brady, New England	Bill Belichick, New England
2008	10-6 (1st North)	Minnesota	Arizona	Pittsburgh (XLIII)	Peyton Manning, Indianapolis	Mike Smith, Atlanta
2009	12-4 (1st North)	Minnesota	New Orleans	New Orleans (XLIV)	Peyton Manning, Indianapolis	Marvin Lewis, Cincinnati
2010	6-10 (4th North)	Chicago	Green Bay	Green Bay (XLV)	Tom Brady, New England	Bill Belichick, New England
2011	3-13 (4th North)	Green Bay	NY Giants	NY Giants (XLVI)	Aaron Rodgers, Green Bay	Jim Harbaugh, San Francisco
2012	10-6 (2nd North)	Green Bay	San Francisco	Baltimore (XLVII)	Adrian Peterson, Minnesota	Bruce Arians, Indianapolis
2013	5-10-1 (4th North)	Green Bay	Seattle	Seattle (XLVIII)	Peyton Manning, Denver	Ron Rivera, Carolina
2014	7-9 (3rd North)	Green Bay	Seattle	New England (XLIX)	Aaron Rodgers, Green Bay	Bruce Arians, Arizona
2015	11-5 (1st North)	Minnesota	Carolina	Denver (50)	Cam Newton, Carolina	Ron Rivera, Carolina
2016	8-8 (3rd North)	Green Bay	Atlanta	New England (LI)	Matt Ryan, Atlanta	Jason Garrett, Dallas
2017	13-3 (1st North)	Minnesota	Philadelphia	Philadelphia (LII)	Tom Brady, New England	Sean McVay, LA Rams
2018	8-7-1 (2nd North)	Chicago	Los Angeles	New England (LIII)	Patrick Mahomes, Kansas City	Matt Nagy, Chicago
2019	10-6 (2nd North)	Green Bay	San Francisco	Kansas City (LIV)	Lamar Jackson, Baltimore	John Harbaugh, Baltimore
2020	7-9 (3rd North)	Green Bay	Tampa Bay	Tampa Bay (LV)	Aaron Rodgers, Green Bay	Kevin Stefanski, Cleveland
2021	8-9 (2nd North)	Green Bay	Los Angeles	Los Angeles (LVI)	Aaron Rodgers, Green Bay	Mike Vrabel, Tennessee
2022	13-4 (1st North)	Minnesota	Philadelphia	Kansas City (LVII)	Patrick Mahomes, Kansas City	Brian Daboll, NY Giants

ALL-TIME SUPER BOWL RESULTS

SUPERBOWL...	DATE.....	RESULT.....	SITE.....	MVP
I.....	1/15/67.....	Green Bay 35, Kansas City 10.....	Los Angeles.....	QB Bart Starr, Green Bay
II.....	1/14/68.....	Green Bay 33, Oakland 14.....	Miami.....	QB Bart Starr, Green Bay
III.....	1/12/69.....	NY Jets 16, Baltimore 7.....	Miami.....	QB Joe Namath, NY Jets
IV.....	1/11/70.....	Kansas City 23, Minnesota 7.....	New Orleans.....	QB Len Dawson, Kansas City
V.....	1/17/71.....	Baltimore 16, Dallas 13.....	Miami.....	LB Chuck Howley, Dallas
VI.....	1/16/72.....	Dallas 24, Miami 3.....	New Orleans.....	QB Roger Staubach, Dallas
VII.....	1/14/73.....	Miami 14, Washington 7.....	Los Angeles.....	S Jake Scott, Miami
VIII.....	1/13/74.....	Miami 24, Minnesota 7.....	Houston.....	RB Larry Csonka, Miami
IX.....	1/12/75.....	Pittsburgh 16, Minnesota 6.....	New Orleans.....	RB Franco Harris, Pittsburgh
X.....	1/18/76.....	Pittsburgh 21, Dallas 17.....	Miami.....	WR Lynn Swann, Pittsburgh
XI.....	1/9/77.....	Oakland 32, Minnesota 14.....	Pasadena.....	WR Fred Biletnikoff, Oakland
XII.....	1/15/78.....	Dallas 27, Denver 10.....	New Orleans.....	DT Randy White/DE Harvey Martin, Dallas
XIII.....	1/21/79.....	Pittsburgh 35, Dallas 31.....	Miami.....	QB Terry Bradshaw, Pittsburgh
XIV.....	1/20/80.....	Pittsburgh 31, Los Angeles 19.....	Pasadena.....	QB Terry Bradshaw, Pittsburgh
XV.....	1/25/81.....	Oakland 27, Philadelphia 10.....	New Orleans.....	QB Jim Plunkett, Oakland
XVI.....	1/24/82.....	San Francisco 26, Cincinnati 21.....	Pontiac.....	QB Joe Montana, San Francisco
XVII.....	1/30/83.....	Washington 27, Miami 17.....	Pasadena.....	RB John Riggins, Washington
XVIII.....	1/22/84.....	LA Raiders 38, Washington 9.....	Tampa.....	RB Marcus Allen, LA Raiders
XIX.....	1/20/85.....	San Francisco 38, Miami 16.....	Stanford.....	QB Joe Montana, San Francisco
XX.....	1/26/86.....	Chicago 46, New England 10.....	New Orleans.....	DE Richard Dent, Chicago
XXI.....	1/25/87.....	NY Giants 39, Denver 20.....	Pasadena.....	QB Phil Simms, NY Giants
XXII.....	1/31/88.....	Washington 42, Denver 10.....	San Diego.....	QB Doug Williams, Washington
XXIII.....	1/22/89.....	San Francisco 20, Cincinnati 16.....	South Florida.....	WR Jerry Rice, San Francisco
XXIV.....	1/28/90.....	San Francisco 55, Denver 10.....	New Orleans.....	QB Joe Montana, San Francisco
XXV.....	1/27/91.....	NY Giants 20, Buffalo 19.....	Tampa.....	RB Ottis Anderson, NY Giants
XXVI.....	1/26/92.....	Washington 37, Buffalo 24.....	Minneapolis.....	QB Mark Rypien, Washington
XXVII.....	1/31/93.....	Dallas 52, Buffalo 17.....	Pasadena.....	QB Troy Aikman, Dallas
XXVIII.....	1/30/94.....	Dallas 30, Buffalo 13.....	Atlanta.....	RB Emmitt Smith, Dallas
XXIX.....	1/29/95.....	San Francisco 49, San Diego 26.....	South Florida.....	QB Steve Young, San Francisco
XXX.....	1/28/96.....	Dallas 27, Pittsburgh 17.....	Tempe.....	CB Larry Brown, Dallas
XXXI.....	1/26/97.....	Green Bay 35, New England 21.....	New Orleans.....	KR/PR Desmond Howard, Green Bay
XXXII.....	1/25/98.....	Denver 31, Green Bay 24.....	San Diego.....	RB Terrell Davis, Denver
XXXIII.....	1/31/99.....	Denver 34, Atlanta 19.....	South Florida.....	QB John Elway, Denver
XXXIV.....	1/30/00.....	St. Louis 23, Tennessee 16.....	Atlanta.....	QB Kurt Warner, St. Louis
XXXV.....	1/28/01.....	Baltimore 34, NY Giants 7.....	Tampa.....	LB Ray Lewis, Baltimore
XXXVI.....	2/3/02.....	New England 20, St. Louis 17.....	New Orleans.....	QB Tom Brady, New England
XXXVII.....	1/26/03.....	Tampa Bay 48, Oakland 21.....	San Diego.....	S Dexter Jackson, Tampa Bay
XXXVIII.....	2/1/04.....	New England 32, Carolina 29.....	Houston.....	QB Tom Brady, New England
XXXIX.....	2/6/05.....	New England 24, Philadelphia 21.....	Jacksonville.....	WR Deion Branch, New England
XL.....	2/5/06.....	Pittsburgh 21, Seattle 10.....	Detroit.....	WR Hines Ward, Pittsburgh
XLI.....	2/4/07.....	Indianapolis 29, Chicago 17.....	South Florida.....	QB Peyton Manning, Indianapolis
XLII.....	2/3/08.....	NY Giants 17, New England 14.....	Glendale.....	QB Eli Manning, NY Giants
XLIII.....	2/1/09.....	Pittsburgh 27, Arizona 23.....	Tampa.....	WR Santonio Holmes, Pittsburgh
XLIV.....	2/7/10.....	New Orleans 31, Indianapolis 17.....	South Florida.....	QB Drew Brees, New Orleans
XLV.....	2/6/11.....	Green Bay 31, Pittsburgh 25.....	North Texas.....	QB Aaron Rodgers, Green Bay
XLVI.....	2/5/12.....	NY Giants 21, New England 17.....	Indianapolis.....	QB Eli Manning, NY Giants
XLVII.....	2/3/13.....	Baltimore 34, San Francisco 31.....	New Orleans.....	QB Joe Flacco, Baltimore
XLVIII.....	2/2/14.....	Seattle 43, Denver 8.....	East Rutherford.....	LB Malcolm Smith, Seattle
XLIX.....	2/1/15.....	New England 28, Seattle 24.....	Glendale.....	QB Tom Brady, New England
50.....	2/7/16.....	Denver 24, Carolina 10.....	Santa Clara.....	LB Von Miller, Denver
LI.....	2/5/17.....	New England 34, Atlanta 28 (OT).....	Houston.....	QB Tom Brady, New England
LII.....	2/4/18.....	Philadelphia 41, New England 33.....	Minneapolis.....	QB Nick Foles, Philadelphia
LIII.....	2/3/19.....	New England 13, Los Angeles 3.....	Atlanta.....	WR Julian Edelman, New England
LIV.....	2/2/20.....	Kansas City 31, San Francisco 20.....	South Florida.....	QB Patrick Mahomes, Kansas City
LV.....	2/7/21.....	Tampa Bay 31, Kansas City 9.....	Tampa.....	QB Tom Brady, Tampa Bay
LVI.....	2/13/22.....	Los Angeles 23, Cincinnati 20.....	Los Angeles.....	WR Cooper Kupp, Los Angeles
LVII.....	2/12/23.....	Kansas City 38, Philadelphia 35.....	Glendale.....	QB Patrick Mahomes, Kansas City
LVIII.....	2/11/24.....	Las Vegas.....

VIKINGS ALL-TIME RECORD

..... Won	Lost	Tied.....	Pct.....	Games Won	Lost	Tied.....	Pct.....	Games		
Preseason (1961-2023).....	160	110	3596	273	NFC Regular and Post-Season	433	356	11548	800
Regular Season (1961-2023) ..	516	426	11544	953	AFC Regular and Post-Season	104	101	0504	205
Postseason (1961-2023).....	21	31	0403	52	All Regular and Post-Season ..	537	457	11537	1,005
All Games (1961-2023).....	697	567	14552	1,277*						
NFC Regular Season	412	329	11556	752	*Vikings faced Dallas in Playoff Bowl on 1/5/69, a postseason exhibition game after being eliminated from playoffs. The game does not count in all-time postseason record and statistics from the game do not count.					
AFC Regular Season	104	97	0515	201						

VIKINGS VS. NFC CENTRAL & SERIES VS. NFC NORTH

***1970-2001 Tampa Bay was not in NFC Central in 1976 and moved to NFC South for the 2002 season

Playoff Appearances (Since 1961)	Western Conf./Division Titles (Since 1961)	Team	Total Games (Incl. Playoffs)	All-Time Series.....	NFC North Titles
31- Minnesota Vikings	20- Minnesota Vikings	Chicago Bears	123	64-57-2	4
30- Green Bay Packers	20- Green Bay Packers	Detroit Lions.....	123	80-41-2	0
17- Chicago Bears	9- Chicago Bears	Green Bay Packers	124	57-65-3	11
11-Detroit Lions	3- Detroit Lions	Minnesota Vikings.....	5
6- Tampa Bay Buccaneers	3- Tampa Bay Buccaneers				

VIKINGS ALL-TIME RECORDS BY MONTH (REGULAR & POST SEASON)

	Total Games	August W-L-T	September W-L-T	October W-L-T	November W-L-T	December W-L-T	January W-L-T	Totals
Arizona/St. Louis	30	0-0-0	0-1-0	8-6-0	6-2-0	3-3-0	1-0-0	18-12-0
Atlanta	32	0-0-0	9-0-0	2-3-0	4-3-0	4-5-0	1-1-0	20-12-0
Baltimore.....	7	0-0-0	0-0-0	2-0-0	0-1-0	1-2-0	0-1-0	3-4-0
Buffalo.....	15	1-0-0	1-4-0	2-2-0	1-0-0	4-0-0	0-0-0	9-6-0
Carolina.....	16	0-0-0	3-2-0	4-2-0	3-0-0	0-2-0	0-0-0	10-6-0
Chicago.....	124	0-0-0	14-15-0	18-18-0	13-9-0	16-13-2	4-2-0	65-57-2
Cincinnati	14	0-0-0	1-2-0	0-1-0	2-1-0	4-3-0	0-0-0	7-7-0
Cleveland.....	17	0-0-0	3-1-0	2-2-0	4-1-0	2-1-0	1-0-0	12-5-0
Dallas.....	34	0-0-0	1-4-0	4-6-0	6-3-0	1-5-0	3-1-0	15-19-0
Denver	15	0-0-0	1-1-0	4-1-0	3-3-0	0-2-0	0-0-0	8-7-0
Detroit	123	0-0-0	19-7-0	17-10-0	25-9-2	17-14-0	2-1-0	80-41-2
Green Bay	125	0-0-0	12-8-1	15-15-0	18-22-2	10-17-0	2-3-0	57-65-3
Houston.....	5	0-0-0	0-0-0	3-0-0	1-0-0	1-0-0	0-0-0	5-0-0
Indianapolis.....	27	0-0-0	2-6-0	1-2-1	2-5-0	3-5-0	0-0-0	8-18-1
Jacksonville.....	7	0-0-0	1-0-0	0-0-0	2-0-0	3-1-0	0-0-0	6-1-0
Kansas City.....	13	0-0-0	1-2-0	1-1-0	0-2-0	3-2-0	0-1-0	5-8-0
Las Vegas/Oakland.....	16	0-0-0	2-3-0	0-1-0	4-2-0	0-3-0	0-1-0	6-10-0
Los Angeles/St. Louis	47	0-0-0	3-3-1	6-4-0	8-4-1	10-6-0	0-1-0	27-18-2
Los Angeles/San Diego.....	14	0-0-0	1-2-0	2-0-0	4-3-0	1-1-0	0-0-0	8-6-0
Miami	14	0-0-0	2-2-0	1-2-0	0-1-0	3-2-0	0-1-0	6-8-0
New England	14	0-0-0	2-1-0	0-4-0	2-2-0	1-2-0	0-0-0	5-9-0
New Orleans	37	0-0-0	5-4-0	3-3-0	8-3-0	4-2-0	4-1-0	24-13-0
New York Giants.....	31	0-0-0	0-2-0	6-4-0	4-2-0	7-2-0	1-3-0	18-13-0
New York Jets.....	12	0-0-0	0-0-0	2-3-0	0-3-0	2-2-0	0-0-0	4-8-0
Philadelphia.....	30	0-0-0	2-4-0	7-3-0	0-2-0	6-2-0	0-4-0	15-15-0
Pittsburgh.....	19	0-0-0	3-2-0	2-2-0	3-2-0	2-2-0	0-1-0	10-9-0
San Francisco	49	0-0-0	10-4-1	6-3-0	1-6-0	5-8-0	1-4-0	23-25-1
Seattle.....	19	0-0-0	1-2-0	1-2-0	3-4-0	1-4-0	0-1-0	6-13-0
Tampa Bay.....	57	0-0-0	9-7-0	10-8-0	9-6-0	5-3-0	0-0-0	33-24-0
Tennessee.....	14	0-0-0	2-2-0	5-0-0	0-1-0	2-2-0	0-0-0	9-5-0
Washington.....	28	0-0-0	1-1-0	2-2-0	8-4-0	4-2-0	0-4-0	15-13-0
Totals	1,005	1-0-0	111-92-3	136-110-1	144-106-5	125-118-2	20-31-0	537-457-11

VIKINGS OVERTIME GAMES

OVERTIME RECORD

Won 28, Lost 23, Tied 4

(H: 16-10-1, A: 12-13-3)

9/19/76	T	10	L.A. Rams	10	11/13/94	L	20	at New England	26	11/24/13	T	26	at Green Bay	26
9/18/77	L	10	Dallas	16	11/27/94	L	17	Tampa Bay	20	12/1/13	W	23	Chicago	20
10/16/77	W	22	Chicago	16	12/1/94	W	33	Chicago	27	10/26/14	W	19	at Tampa Bay	13
9/11/78	W	12	Denver	9	9/17/95	L	17	Dallas	23	12/7/14	W	30	N.Y. Jets	24
11/26/78	T	10	at Green Bay	10	10/8/95	W	23	Houston Oilers	17	11/8/15	W	21	St. Louis	18
9/23/79	W	27	Green Bay	21	10/15/95	L	17	at Tampa Bay	20	11/6/16	L	16	Detroit	22
12/2/79	L	21	at L.A. Rams	27	11/12/95	W	30	at Arizona	24	9/16/18	T	29	at Green Bay	29
9/18/83	W	19	at Tampa Bay	16	11/17/96	W	16	at Oakland	13	1/5/20	W	26	^at New Orleans	20
10/23/83	W	20	at Green Bay	17	1/17/99	L	27	*Atlanta	30	12/6/20	W	27	Jacksonville	24
10/12/86	W	27	at San Francisco	24	11/14/99	W	27	at Chicago	24	9/12/21	L	24	at Cincinnati	27
11/2/86	L	38	at Washington	44	11/6/00	L	20	at Green Bay	26	10/17/21	W	34	at Carolina	28
11/26/87	W	44	at Dallas	38	9/15/02	L	39	Buffalo	45	11/7/21	L	31	at Baltimore	34
12/26/87	L	24	Washington	27	12/1/02	L	24	Atlanta	30	11/13/22	W	33	at Buffalo	30
11/5/89	W	23	L.A. Rams	21	10/10/04	W	34	at Houston	28	12/17/22	W	39	vs. Indianapolis	36
12/17/89	L	17	at Cleveland	23	9/17/06	W	16	Carolina	13	^NFC Wild Card Game				
9/30/90	L	20	Tampa Bay	23	9/16/07	L	17	at Detroit	20	*NFC Championship Game				
10/20/91	L	23	at New England	26	12/30/07	L	19	at Denver	22					
9/6/92	W	23	at Green Bay	20	12/28/09	L	30	at Chicago	36					
10/20/94	W	13	Green Bay	10	1/24/10	L	28	*at New Orleans	31					
					11/7/10	W	27	Arizona	24					
					9/25/11	L	23	Detroit	26					
					9/9/12	W	26	Jacksonville	23					

VIKINGS PRIME TIME/THANKSGIVING RECORD (*SEASON OPENER)

MONDAY NIGHT RECORD

Won 31, Lost 36 (H: 19-9, A: 12-27)				
10/26/70	W	13	LA Rams	3
9/20/71	W	16	at Detroit *	13
10/25/71	W	10	Baltimore	3
9/18/72	L	21	Washington *	24
10/23/72	L	10	at Chicago	13
11/19/73	L	14	at Atlanta	20
11/11/74	W	28	at St. Louis	24
10/27/75	W	13	at Chicago	9
10/4/76	W	17	Pittsburgh	6
11/29/76	L	16	at San Francisco	20
10/24/77	L	3	at LA Rams	35
9/11/78	W	12	Denver (OT)	9
9/25/78	W	24	at Chicago	20
10/15/79	L	7	at NY Jets	14
9/14/81	L	10	Oakland	36
11/2/81	L	17	at Denver	19
11/23/81	L	30	at Atlanta	31
1/3/83	W	31	Dallas	27
12/5/83	L	2	at Detroit	13
10/26/87	W	34	Denver	27
12/19/88	W	28	Chicago	27
10/30/89	L	14	at NY Giants	24
12/25/89	W	29	Cincinnati	21
10/15/90	L	24	at Philadelphia	32
11/11/91	L	17	Chicago	34
11/2/92	W	38	at Chicago	10
10/25/93	W	19	at Chicago	12
10/10/94	W	27	at NY Giants	10
12/26/94	W	21	San Francisco	14
10/30/95	L	6	Chicago	14
12/18/95	L	30	at San Francisco	37
10/28/96	L	13	Chicago	15
12/1/97	L	11	Green Bay	27
10/5/98	W	37	at Green Bay	24
11/8/99	W	27	Dallas	17
12/6/99	L	27	Tampa Bay	24
12/20/99	W	24	Green Bay	20
10/9/00	W	30	Tampa Bay	23
11/6/00	L	20	at Green Bay (OT)	26
11/19/01	W	28	NY Giants	16
1/7/02	L	3	at Baltimore	19
9/20/04	L	16	at Philadelphia	27
11/8/04	L	28	at Indianapolis	31
11/21/05	W	20	at Green Bay	17
9/11/06	W	16	at Washington *	13
10/30/06	L	7	New England	31
12/17/07	W	20	Chicago	13
9/8/08	L	19	at Green Bay *	24
10/6/08	W	30	at New Orleans	27
10/5/09	W	30	Green Bay	23
12/28/09	L	30	at Chicago (OT)	36
10/11/10	L	20	at NY Jets	29
12/13/10	L	3	NY Giants+	21
12/20/10	L	14	Chicago#	40
11/14/11	L	7	at Green Bay	45
10/21/13	L	7	at NY Giants	23
9/14/15	L	3	at San Francisco *	20
10/3/16	W	24	NY Giants	10
10/31/16	L	10	at Chicago	20
9/11/17	W	29	New Orleans *	19
10/9/17	W	20	at Chicago	17
12/10/18	L	7	at Seattle	21
12/2/19	L	30	at Seattle	37
12/23/19	L	10	Green Bay	23
11/16/20	W	19	at Chicago	13
12/20/21	W	17	at Chicago	9
9/19/22	L	7	at Philadelphia	24

+ Game played at Ford Field in Detroit (scheduled for 12/12/10, moved due to weather-related Metrodome collapse)

Game played at TCF Bank Stadium, U of M

TUESDAY NIGHT RECORD

Won 1, Lost 0 (H: 0-0, A: 1-0)				
12/28/10	W	24	at Philadelphia^	14

^Originally scheduled for Sunday night, 12/26/10 but delayed by weather.

THURSDAY NIGHT RECORD

Won 8, Lost 11 (H: 7-5, A: 1-6)				
10/26/78	W	21	at Dallas	10
9/16/82	L	22	at Buffalo	23
9/8/83	L	17	San Francisco	48
11/29/84	L	17	Washington	31
9/19/85	L	24	Chicago	33
10/15/92	W	31	Detroit	14
10/20/94	W	13	Green Bay (OT)	10
12/1/94	W	33	Chicago (OT)	27
11/30/00	W	24	Detroit	17
12/21/06	L	7	at Green Bay	9
9/9/10	L	9	at New Orleans *	14
10/25/12	L	17	Tampa Bay	36
11/7/13	W	34	Washington	27
10/2/14	L	10	at Green Bay	42
12/10/15	L	20	at Arizona	23
12/1/16	L	15	Dallas	17
9/27/18	L	31	at LA Rams	38
10/24/19	W	19	Washington	9
12/9/21	W	36	Pittsburgh	28
11/24/22	W	33	New England	26
9/14/23			at Philadelphia	

FRIDAY DAY/NIGHT RECORD

Won 1, Lost 3 (H: 0-1, A: 1-2)				
9/22/67	L	3	at L.A. Rams (night)	39
12/31/93	W	14	at Washington (day)	9
12/24/04	L	31	Green Bay (day)	34
12/25/20	L	33	at New Orleans (day)	52

SATURDAY DAY/NIGHT RECORD

Won 19, Lost 10 (H: 10-3, A: 9-7)				
10/9/65	W	40	NY Giants (night)	14
9/14/68	W	47	Atlanta * (night)	7
12/5/70	W	16	Chicago (day)	13
12/11/71	W	29	Detroit (day)	10
12/16/72	L	17	at San Francisco (day)	20
12/8/73	W	31	at Green Bay (day)	7
12/7/74	W	23	Atlanta (day)	10
12/14/74	W	35	at Kansas City (day)	15
12/20/75	W	35	at Buffalo (day)	13
12/11/76	W	29	at Miami (day)	7
9/24/77	W	9	at Tampa Bay (night)	3
12/17/77	W	30	at Detroit (night)	21
12/9/78	L	14	at Detroit (day)	45
9/5/81	L	13	at Tampa Bay * (night)	21
12/12/81	L	7	at Detroit (day)	45
12/17/83	W	20	Cincinnati (day)	14
12/8/84	L	7	at San Francisco (day)	51
12/26/87	L	38	Washington (day)	44
12/22/90	L	24	LA Raiders (day)	28
12/21/91	L	7	Green Bay (day)	27
12/17/94	L	19	at Detroit (day)	41
12/9/95	W	27	Cleveland (day)	11
12/26/98	W	26	at Tennessee (day)	16
12/21/02	W	20	Miami (day)	17
12/20/03	W	45	Kansas City (day)	20
12/24/11	W	33	at Washington (day)	26
12/24/16	L	25	at Green Bay (day)	38
12/23/17	W	16	at Green Bay (night)	0
12/17/22	W	39	vs. Indianapolis (day)	36
12/24/22	W	27	vs. NY Giants (day)	24

SUNDAY NIGHT RECORD

Won 20, Lost 21 (H: 12-9, A: 8-12)				
12/6/87	L	24	Chicago	30
11/13/88	W	43	at Dallas	3
12/3/89	W	27	Chicago	16
11/4/90	W	27	Denver	22
12/2/90	W	23	Green Bay	7
9/29/91	L	6	Denver	13
12/8/91	W	26	at Tampa Bay	24
10/31/93	L	27	Detroit	30
11/21/93	L	10	at Tampa Bay	23
12/26/93	W	30	Kansas City	10
9/17/95	L	17	Dallas (OT)	23
11/17/96	W	16	at Oakland (OT)	13
12/8/96	W	24	at Detroit	22
9/28/97	W	28	Philadelphia	19
12/6/98	W	48	Chicago	22
12/20/98	W	50	Jacksonville	10

12/12/99	L	28	at Kansas City	31
10/15/00	W	28	at Chicago	16
11/25/01	L	6	Chicago	13
9/29/02	L	23	at Seattle	48
12/8/02	L	22	at Green Bay	26
9/14/03	W	24	Chicago	14
11/2/03	L	27	Green Bay	30
10/17/04	W	38	at New Orleans	31
12/25/05	L	23	at Baltimore	30
12/23/07	L	21	Washington	32
11/30/08	W	34	Chicago	14
12/6/09	L	17	at Arizona	30
12/20/09	L	7	at Carolina	26
10/24/10	L	24	at Green Bay	28
10/16/11	L	10	at Chicago	39
10/27/13	L	31	Green Bay	44
12/27/15	W	49	NY Giants	17
1/3/16	W	20	at Green Bay	13
9/18/16	W	17	Green Bay	14
10/28/18	L	20	New Orleans	30
11/18/18	L	20	at Chicago	25
11/25/18	W	24	Green Bay	17
11/10/19	W	28	at Dallas	24
10/11/20	L	26	at Seattle	27
10/31/21	L	16	Dallas	20
1/2/22	L	10	at Green Bay	37

THANKSGIVING DAY RECORD

Won 6, Lost 2 (H: 0-0, A: 6-2)				
11/27/69	W	27	at Detroit	0
11/26/87	W	44	at Dallas (OT)	38
11/24/88	W	23	at Detroit	0
11/23/95	L	38	at Detroit	44
11/26/98	W	46	at Dallas	36
11/23/00	W	27	at Dallas	15
11/24/16	L	13	at Detroit	16
11/23/17	W	30	at Detroit	23
11/24/22	W	33	vs. New England	26

VIKINGS MONDAY NIGHT BESTS**RUSHING ATTEMPTS**

31 Chester Taylor at Was., 9/11/06
29 Ted Brown vs. Dal., 1/3/83
27 Chuck Foreman vs. Pit., 10/4/76

RUSHING YARDS

148 Chuck Foreman vs. Pit., 10/4/76
127 Dalvin Cook vs. N.O., 9/11/17
122 Robert Smith at G.B., 11/6/00
122 Mewelde Moore at G.B., 11/21/05

RUSHING TDs

3 D.J. Dozier vs. Den., 10/26/87
2 Chuck Foreman vs. Pit., 10/4/76
2 Adrian Peterson at Chi., 12/28/09
2 Adrian Peterson vs. Chi., 12/17/07

LONG RUNS

72 Darrin Nelson vs. Den., 10/26/87
58 Jerick McKinnon @ Chi., 10/9/17
34 Adrian Peterson @ G.B., 9/8/08
33 Dalvin Cook vs. N.O., 9/11/17

PASSING ATTEMPTS

53 Josh Freeman at NYG, 10/21/13
48 Tommy Kramer at NYJ, 10/15/79
47 Tommy Kramer at Atl., 11/23/81
47 Daunte Culpepper at Phi., 9/20/04

PASSING COMPLETIONS

37 Daunte Culpepper at Phi., 9/20/04
28 Tommy Kramer at NYJ, 10/15/79

VIKINGS THANKSGIVING BESTS**RUSHING ATTEMPTS**

22 Dalvin Cook vs. N.E., 11/24/22
21 Robert Smith @ Dal., 11/23/00
20 Latavius Murray @ Det., 11/23/17

RUSHING YARDS

148 Robert Smith @ Dal., 11/23/00
118 Darrin Nelson @ Det., 11/24/88

RUSHING TDs

2 Leroy Hoard @ Dal., 11/26/98
2 Alfred Anderson @ Det., 11/24/88
2 Darrin Nelson @ Dal., 11/26/87

LONG RUNS

52t Darrin Nelson @ Dal., 11/26/87
50t Leroy Hoard @ Dal., 11/26/98
39 Robert Smith @ Dal., 11/23/00

PASSING ATTEMPTS

47 Warren Moon @ Det., 11/23/95
37 Sam Bradford @ Det., 11/24/16
37 Kirk Cousins vs. N.E., 11/24/22

PASSING COMPLETIONS

31 Sam Bradford @ Det., 11/24/16
30 Warren Moon @ Det., 11/23/95
30 Kirk Cousins vs. N.E., 11/24/22

PASSER RATING

128.0 Daunte Culpepper @ Dal., 11/23/00
121.8 Case Keenum @ Det., 11/23/17
116.1 Kirk Cousins vs. N.E., 11/24/22

PASSING YARDS

384 Warren Moon @ Det., 11/23/95
359 Randall Cunningham @ Dal., 11/26/98
299 Kirk Cousins vs. N.E., 11/24/22

PASSING YARDS

442 Randall Cunningham at G.B., 10/5/98
343 Daunte Culpepper at Phi., 9/20/04
330 Tommy Kramer at Atl., 11/23/81

PASSING TDs

4 Tommy Kramer at Atl., 11/23/81
4 Randall Cunningham at G.B., 10/5/98
4 Daunte Culpepper vs. NYG, 11/19/01

PASSER RATING

145.9 Randall Cunningham at G.B., 10/5/98
134.3 Brett Favre vs. G.B., 10/9/09

RECEPTIONS

12 Cris Carter at S.F., 12/18/95
11 Jake Reed vs. Chi., 10/28/96
10 Randy Moss vs. NYG, 11/19/01
10 Cris Carter vs. NYG, 11/19/01

RECEIVING YARDS

190 Randy Moss at G.B., 10/5/98
171 Randy Moss vs. NYG, 11/19/01
157 Adam Thielen vs. N.O., 9/11/17

RECEIVING TDs

3 Randy Moss vs. NYG, 11/19/01

LONGEST FGs

53 Ryan Longwell at N.O., 10/6/08
52 Fred Cox at Chi., 10/27/75

FGs MADE

5 Rich Karlis vs. Cinn., 12/25/89
4 Rick Danmeier vs. Denver, 9/11/78

PASSING TDs

4 Randall Cunningham @ Dal., 11/26/98
3 Warren Moon @ Det., 11/23/95
3 Kirk Cousins vs. N.E., 11/24/22

RECEPTIONS

9 Kyle Rudolph @ Det., 11/24/16
9 Amp Lee @ Det., 11/23/95
9 Justin Jefferson vs. N.E., 11/24/22
9 Adam Thielen vs. N.E., 11/24/22

RECEIVING YARDS

184 Anthony Carter @ Dal., 11/26/87
163 Randy Moss @ Dal., 11/26/98
149 Jake Reed @ Det., 11/23/95
144 Randy Moss @ Dal., 11/23/00
139 Justin Jefferson vs. N.E., 11/24/22

RECEIVING TDs

3 Randy Moss @ Dal., 11/26/98
2 Kyle Rudolph @ Det., 11/23/17
2 Randy Moss @ Dal., 11/23/00
2 Cris Carter @ Det., 11/23/95
2 Anthony Carter @ Dal., 11/26/87

PASSING YARDS

384 Warren Moon @ Det., 11/23/95
359 Randall Cunningham @ Dal., 11/26/98
299 Kirk Cousins vs. N.E., 11/24/22

PASSING TDs

4 Randall Cunningham @ Dal., 11/26/98
3 Warren Moon @ Det., 11/23/95
3 Kirk Cousins vs. N.E., 11/24/22

LONGEST FGs

49 Gary Anderson @ Dal., 11/23/00
49 Fuad Reveiz @ Det., 11/23/95

LONG KICKOFF RETURNS

99t Eddie Payton vs. Oak., 9/14/81
71 Qadry Ismail at S.F., 12/18/95
69 Cordarrelle Patterson at NYG, 10/21/13

LONG PUNT RETURNS

91t Nate Burleson at Ind., 11/8/04
86t Marcus Sherels at NYG, 10/21/13

SACKS

4.5 Jared Allen vs. G.B., 10/5/09
4.0 Chris Doleman vs. Cin., 12/25/89

INTERCEPTIONS

2 Robert Griffith at G.B., 10/5/98
2 Jack Del Rio at Chi., 11/2/92
2 Nate Allen vs. Pit., 10/4/76
2 Ed Sharockman vs. Bal., 10/25/71

LONG INTERCEPTION RETURNS

94t Walker Lee Ashley vs. Chi., 12/19/88
84t Jack Del Rio at Chi., 11/2/92

TACKLES

16 Antoine Winfield at Ind., 11/8/04
15 Jack Del Rio at NYG, 10/10/94

FGs MADE

3 Chuck Nelson @ Det., 11/24/88

LONG KICKOFF RETURNS

97t Kene Nwangwu vs. N.E., 11/24/22
44 David Palmer @ Dal., 11/26/98
43 Qadry Ismail @ Det., 11/23/95

LONG PUNT RETURNS

74t David Palmer @ Det., 11/23/95
38 Leo Lewis @ Dal., 11/26/87

SACKS

3.5 Carl Eller @ Det., 11/27/69
3.0 Chris Doleman @ Dal., 11/26/87

INTERCEPTIONS

1 8 times, last by
..... Xavier Rhodes @ Det., 11/23/17

LONG INTERCEPTION RETURNS

30 Jim Marshall @ Det., 11/27/69
25 Robert Griffith @ Dal., 11/23/00

TACKLES

14 Joey Browner @ Dal., 11/26/87
14 Ed McDaniel @ Dal., 11/26/98
14 Ed McDaniel @ Dal., 11/23/00

SERIES STANDINGS

ARIZONA

Won 18, Lost 12, Tied 0

Home 12-4, Away 6-8

1963	(H)	St. Louis	56-14
1967	(H)	St. Louis	34-24
1969	(A)	Minnesota	27-10
1972	(H)	St. Louis	19-17
1974	(A)	Minnesota	28-24
1974	(H)	Minnesota	30-14 **
1977	(H)	St. Louis	27-7
1979	(A)	St. Louis	37-7
1981	(A)	St. Louis	30-17
1983	(A)	St. Louis	41-31
1991	(H)	Minnesota	34-7
	(A)	Minnesota	28-0
1994	(A)	Arizona	17-7
1995	(A)	Minnesota	30-24 (OT)
1996	(H)	Minnesota	41-17
1997	(A)	Minnesota	20-19
1998	(H)	Minnesota	41-21 **
2000	(H)	Minnesota	31-14
2003	(A)	Arizona	18-17
2006	(H)	Minnesota	31-26
2008	(A)	Minnesota	35-14
2009	(A)	Arizona	30-17
2010	(H)	Minnesota	27-24 (OT)
2011	(H)	Minnesota	34-10
2012	(H)	Minnesota	21-14
2015	(A)	Arizona	23-20
2016	(H)	Minnesota	30-24
2018	(H)	Minnesota	27-17
2021	(A)	Arizona	34-33
2022	(H)	Minnesota	34-26

**NFC Divisional Playoff Game

ATLANTA

Won 20, Lost 12, Tied 0

Home 12-5, Away 8-7

1966	(H)	Atlanta	20-13
1967	(A)	Atlanta	21-20
1968	(H)	Minnesota	47-7
1969	(A)	Atlanta	10-3
1970	(A)	Minnesota	37-7
1971	(H)	Minnesota	24-7
1973	(A)	Atlanta	20-14
1974	(H)	Minnesota	23-10
1975	(H)	Minnesota	38-0
1977	(A)	Minnesota	14-7
1980	(H)	Minnesota	24-23
1981	(A)	Atlanta	31-30
1982	(H)	Minnesota	30-24 ^
1984	(H)	Minnesota	27-20
1985	(A)	Atlanta	14-13
1987	(H)	Minnesota	24-13
1989	(H)	Minnesota	43-17
1991	(A)	Minnesota	20-19
1996	(A)	Minnesota	23-17
1998	(H)	Atlanta	30-27 (OT) ***
1999	(A)	Minnesota	17-14
2002	(H)	Atlanta	30-24 (OT)
2003	(A)	Minnesota	39-26
2005	(A)	Atlanta	30-10
2007	(H)	Minnesota	24-3
2008	(H)	Atlanta	24-17
2011	(A)	Atlanta	24-14
2014	(H)	Minnesota	41-28
2015	(A)	Minnesota	20-10
2017	(A)	Minnesota	14-9
2019	(H)	Minnesota	28-12
2020	(H)	Atlanta	40-23

^ Super Bowl Tournament

***NFC Championship Game

BALTIMORE

Won 3, Lost 4, Tied 0

Home 2-0, Away 1-4

1998	(A)	Minnesota	38-28
2001	(A)	Baltimore	19-3
2005	(A)	Baltimore	30-23
2009	(H)	Minnesota	33-31
2013	(A)	Baltimore	29-26
2017	(H)	Minnesota	24-16
2021	(A)	Baltimore	34-31 OT

BUFFALO

Won 9, Lost 6, Tied 0

Home 4-2, Away 5-4

1971	(H)	Minnesota	19-0
1975	(A)	Minnesota	35-13
1979	(H)	Minnesota	10-3
1982	(A)	Buffalo	23-22
1985	(A)	Minnesota	27-20
1988	(A)	Buffalo	13-10
1994	(A)	Minnesota	21-17
1997	(A)	Minnesota	34-13
2000	(H)	Minnesota	31-27
2002	(H)	Buffalo	45-39 (OT)
2006	(A)	Buffalo	17-12
2010	(H)	Minnesota	38-14

2014	(A)	Buffalo	17-16
2018	(H)	Buffalo	27-6
2022	(A)	Minnesota	33-30 (OT)

CAROLINA

Won 10, Lost 6, Tied 0

Home 7-3, Away 3-3

1996	(H)	Minnesota	14-12
1997	(H)	Minnesota	21-14
2000	(H)	Minnesota	31-17
2001	(H)	Carolina	24-13
2002	(H)	Carolina	21-14
2005	(A)	Carolina	38-13
2006	(H)	Minnesota	16-13 (OT)
2008	(H)	Minnesota	20-10
2009	(A)	Carolina	26-7
2011	(A)	Minnesota	24-21
2013	(H)	Carolina	35-10
2014	(H)	Minnesota	31-13
2016	(A)	Minnesota	22-10
2017	(A)	Carolina	31-24
2020	(H)	Minnesota	28-27
2021	(A)	Minnesota	34-28 (OT)

CHICAGO

Won 65, Lost 57, Tied 2

Home 39-24, Away 26-33-2

(0-1 In Champaign, IL)

1961	(H)	Minnesota	37-13
	(A)	Chicago	52-35
1962	(H)	Chicago	13-0
	(A)	Chicago	31-30
1963	(H)	Chicago	28-7
	(A)	Tie	17-17
1964	(H)	Chicago	34-28
	(A)	Minnesota	41-14
1965	(H)	Chicago	45-37
	(A)	Minnesota	24-17
1966	(H)	Chicago	13-10
	(A)	Chicago	41-28
1967	(H)	Chicago	17-7
	(A)	Tie	10-10
1968	(H)	Chicago	27-17
	(A)	Chicago	26-17
1969	(A)	Minnesota	31-0
	(H)	Minnesota	31-14
1970	(A)	Minnesota	24-0
	(H)	Minnesota	16-13
1971	(H)	Chicago	20-17
	(A)	Minnesota	27-10
1972	(A)	Chicago	13-10
	(H)	Minnesota	23-10
1973	(A)	Minnesota	22-13
	(H)	Minnesota	31-13
1974	(H)	Minnesota	11-7
	(A)	Minnesota	17-0
1975	(H)	Minnesota	28-3
	(A)	Minnesota	13-9
1976	(H)	Minnesota	20-19
	(A)	Chicago	14-13
1977	(H)	Minnesota	22-16 (OT)
	(A)	Chicago	10-7
1978	(A)	Minnesota	24-20
	(H)	Minnesota	17-14
1979	(A)	Chicago	26-7
	(H)	Minnesota	30-27
1980	(A)	Minnesota	34-14
	(H)	Minnesota	13-7
1981	(H)	Minnesota	24-21
	(A)	Chicago	10-9
1982	(H)	Minnesota	35-7
1983	(A)	Minnesota	23-14
	(H)	Chicago	19-13
1984	(A)	Chicago	16-7
	(H)	Chicago	34-3
1985	(H)	Chicago	33-24
	(A)	Chicago	27-9
1986	(A)	Chicago	23-0
	(H)	Minnesota	23-7
1987	(A)	Chicago	27-7
	(H)	Chicago	30-24
1988	(A)	Minnesota	31-7
	(H)	Minnesota	28-27
1989	(A)	Chicago	38-7
	(H)	Minnesota	27-16
1990	(A)	Chicago	19-16
	(H)	Minnesota	41-13
1991	(A)	Chicago	10-6
	(H)	Chicago	34-17
1992	(H)	Minnesota	21-20
	(A)	Minnesota	38-10
1993	(H)	Minnesota	10-7
	(A)	Minnesota	19-12
1994	(A)	Minnesota	42-14
	(H)	Minnesota	33-27 (OT)
	(H)	Chicago	35-18 *
1995	(A)	Chicago	31-14
	(H)	Chicago	14-6
1996	(A)	Minnesota	20-14
	(H)	Chicago	15-13

1997	(A)	Minnesota	27-24
	(H)	Minnesota	29-22
1998	(A)	Minnesota	31-28
	(H)	Minnesota	48-22
1999	(H)	Chicago	24-22
	(A)	Minnesota	27-24 (OT)
2000	(H)	Minnesota	30-27
	(A)	Minnesota	28-16
2001	(A)	Chicago	17-10
	(H)	Chicago	13-6
2002	@	Chicago	27-23
	(H)	Minnesota	25-7
2003	(H)	Minnesota	24-13
	(A)	Chicago	13-10
2004	(H)	Minnesota	27-23
	(A)	Chicago	24-14
2005	(A)	Chicago	28-3
	(H)	Minnesota	34-10
2006	(H)	Chicago	19-16
	(A)	Chicago	23-13
2007	(A)	Minnesota	34-31
	(H)	Minnesota	20-13
2008	(A)	Chicago	48-41
	(H)	Minnesota	34-14
2009	(H)	Minnesota	36-10
	(A)	Chicago	36-30 (OT)
2010	(A)	Chicago	27-13
	#(H)	Chicago	40-14
2011	(A)	Chicago	39-10
	(H)	Chicago	17-13
2012	(A)	Chicago	28-10
	(H)	Minnesota	21-14
2013	(A)	Chicago	31-30
	(H)	Minnesota	23-20 (OT)
2014	(A)	Chicago	21-13
	#(H)	Minnesota	13-9
2015	(A)	Minnesota	23-20
	#(H)	Minnesota	38-17
2016	(A)	Chicago	20-10
	(H)	Minnesota	38-10
2017	(A)	Minnesota	20-17
	(H)	Minnesota	23-10
2018	(A)	Chicago	25-20
	(H)	Chicago	24-10
2019	(A)	Chicago	16-6
	(H)	Chicago	21-19
2020	(A)	Minnesota	19-13
	(H)	Chicago	33-27
2021	(A)	Minnesota	17-9
	(H)	Minnesota	31-17
2022	(H)	Minnesota	29-22
	(A)	Minnesota	29-13

*NFC Wild Card Game

@ Champaign, IL-Memorial Stadium

TCF Bank Stadium- U of M

CINCINNATI

Won 7, Lost 7, Tied 0

Home 6-0, Away 1-7

1973	(A)	Cincinnati	27-0
1977	(H)	Minnesota	42-10
1980	(A)	Cincinnati	14-0
1983	(H)	Minnesota	20-14
1986	(A)	Cincinnati	24-20
1989	(H)	Minnesota	29-21
1992	(A)	Minnesota	42-7
1995	(A)	Cincinnati	27-24
1998	(H)	Minnesota	24-3
2005	(A)	Cincinnati	37-8
2009	(H)	Minnesota	30-10
2013	(A)	Cincinnati	42-14
2017	(H)	Minnesota	34-7
2021	(A)	Cincinnati	27-24 (OT)

CLEVELAND

Won 12, Lost 5, Tied 0

Home 7-3, Away 5-2, Neutral 1-0

1965	(A)	Minnesota	27-17
1967	(A)	Cleveland	14-10
1969	(H)	Minnesota	51-3
1969	(H)	Minnesota	27-7 +
1973	(H)	Minnesota	26-3
1975	(A)	Minnesota	42-10
1980	(H)	Minnesota	28-23
1983	(A)	Minnesota	27-21
1986	(H)	Cleveland	23-20
1989	(A)	Cleveland	23-17 (OT)
1992	(H)	Minnesota	17-13
1995	(H)	Minnesota	27-11
2005	(H)	Minnesota	24-12
2009	(A)	Minnesota	34-20
2013	(H)	Cleveland	31-27
2017	#(N)	Minnesota	33-16
2021	(H)	Cleveland	14-7

+ NFL Championship Game

Played in London at Twickenham Stadium. Minnesota designated as road team.

DALLAS

Won 15, Lost 19, Tied 0

Home 7-12, Away 8-6

1961	(A)	Dallas	21-7
	(H)	Dallas	28-0
1966	(A)	Dallas	28-17
1968	(H)	Dallas	20-17
1970	(H)	Minnesota	54-13
1971	(H)	Dallas	20-12 **
1973	(A)	Minnesota	27-10 ***
1974	(A)	Minnesota	23-21
1975	(H)	Dallas	17-14 **
1977	(H)	Dallas	16-10 (OT)
	(A)	Dallas	23-6 ***
1978	(A)	Minnesota	21-10
1979	(H)	Dallas	36-20
1982	(H)	Minnesota	31-27
1983	(H)	Dallas	37-24
1987	(A)	Minnesota	44-38 (OT)
1988	(A)	Minnesota	43-3
1993	(H)	Dallas	37-20
1995	(H)	Dallas	23-17 (OT)
1996	(A)	Dallas	40-15 *
1998	(A)	Minnesota	46-36
1999	(H)	Minnesota	27-17
	(H)	Minnesota	27-10 *
2000	(A)	Minnesota	27-15
2004	(H)	Minnesota	35-17
2007	(A)	Dallas	24-14
2009	(H)	Minnesota	34-3 **
2010	(H)	Minnesota	24-21
2013	(A)	Dallas	27-23
2016	(H)	Dallas	17-15
2019	(A)	Minnesota	28-24
2020	(H)	Dallas	31-28
2021	(H)	Dallas	20-16
2022	(H)	Dallas	40-3

*NFC Wild Card Game

**NFC Divisional Playoff Game

***NFC Championship Game

1979	(A)	Minnesota	13-10
	(H)	Minnesota	14-7
1980	(A)	Detroit	27-7
	(H)	Minnesota	34-0
1981	(H)	Minnesota	26-24
	(A)	Detroit	45-7
1982	(A)	Minnesota	34-31
1983	(H)	Minnesota	20-17
	(A)	Detroit	13-2
1984	(A)	Minnesota	29-28
	(H)	Detroit	16-14
1985	(H)	Minnesota	16-13
	(A)	Detroit	41-21
1986	(H)	Detroit	13-10
	(A)	Minnesota	24-10
1987	(H)	Minnesota	34-19
	(A)	Minnesota	17-14
1988	(H)	Minnesota	44-17
	(A)	Minnesota	23-0
1989	(H)	Minnesota	24-17
	(A)	Minnesota	20-7
1990	(H)	Detroit	34-27
	(A)	Minnesota	17-7
1991	(A)	Detroit	24-20
	(H)	Detroit	34-14
1992	(A)	Detroit	31-17
	(H)	Minnesota	31-14
1993	(H)	Detroit	30-27
	(A)	Minnesota	13-0
1994	(H)	Minnesota	10-3
	(A)	Detroit	41-19
1995	(H)	Minnesota	20-10
	(A)	Detroit	44-38
1996	(H)	Minnesota	17-13
	(A)	Minnesota	24-22
1997	(A)	Detroit	38-15
	(H)	Detroit	14-13
1998	(H)	Minnesota	29-6
	(A)	Minnesota	34-13
1999	(A)	Detroit	25-23
	(H)	Minnesota	24-17
2000	(A)	Minnesota	31-24
	(H)	Minnesota	24-17
2001	(H)	Minnesota	31-26
	(A)	Detroit	27-24
2002	(H)	Minnesota	31-24
	(A)	Minnesota	38-36
2003	(A)	Minnesota	23-13
	(H)	Minnesota	24-14
2004	(H)	Minnesota	22-19
	(A)	Minnesota	28-27
2005	(H)	Minnesota	27-14
	(A)	Minnesota	21-16
2006	(H)	Minnesota	26-17
	(A)	Minnesota	30-20
2007	(A)	Detroit	20-17 (OT)
	(H)	Minnesota	42-10
2008	(H)	Minnesota	12-10
	(A)	Minnesota	20-16
2009	(A)	Minnesota	27-13
	(H)	Minnesota	27-10
2010	(H)	Minnesota	24-10
	(A)	Detroit	20-13
2011	(H)	Detroit	26-23 (OT)
	(A)	Detroit	34-28
2012	(A)	Minnesota	20-13
	(H)	Minnesota	34-24
2013	(A)	Detroit	34-24
	(H)	Minnesota	14-13
2014	(H)	Detroit	17-3
	(A)	Detroit	16-14
2015	(H)	Minnesota	26-16
	(A)	Minnesota	28-19
2016	(H)	Detroit	22-16 (OT)
	(A)	Detroit	16-13
2017	(H)	Detroit	14-7
	(A)	Minnesota	30-23
2018	(H)	Minnesota	24-9
	(A)	Minnesota	27-9
2019	(H)	Minnesota	42-30
	(A)	Minnesota	20-7
2020	(H)	Minnesota	34-20
	(A)	Minnesota	37-35
2021	(H)	Minnesota	19-17
	(A)	Detroit	29-27
2022	(H)	Minnesota	28-24
	(A)	Detroit	34-23

GREEN BAY

**Won 57, Lost 65, Tied 3
Home 31-30, Away 26-35-3 (6-9 in Milwaukee)**

1961	(H)	Green Bay	33-7
	(A)	Green Bay	28-10 (Milw.)
1962	(A)	Green Bay	34-7
	(H)	Green Bay	48-21
1963	(H)	Green Bay	37-28
	(A)	Green Bay	28-7
1964	(A)	Minnesota	24-23
	(H)	Green Bay	42-13
1965	(H)	Green Bay	38-13
	(A)	Green Bay	24-19
1966	(A)	Minnesota	20-17

	(H)	Green Bay	28-16
1967	(A)	Minnesota	10-7 (Milw.)
	(H)	Green Bay	30-27
1968	(A)	Minnesota	26-13 (Milw.)
	(H)	Minnesota	14-10
1969	(H)	Minnesota	19-7
	(A)	Minnesota	9-7 (Milw.)
1970	(A)	Green Bay	13-10 (Milw.)
	(H)	Minnesota	10-3
1971	(A)	Minnesota	24-13
	(H)	Minnesota	3-0
1972	(A)	Minnesota	27-13
	(H)	Green Bay	23-7
1973	(H)	Minnesota	11-3
	(A)	Minnesota	31-7
1974	(A)	Minnesota	32-17
	(H)	Green Bay	19-7
1975	(A)	Minnesota	28-17
	(H)	Minnesota	24-3
1976	(A)	Minnesota	17-10 (Milw.)
	(H)	Minnesota	20-9
1977	(H)	Minnesota	19-7
	(A)	Minnesota	13-6
1978	(H)	Minnesota	21-7
	(A)	Tie	10-10 (OT)
1979	(H)	Minnesota	27-21 (OT)
	(A)	Green Bay	19-7 (Milw.)
1980	(A)	Green Bay	16-3
	(H)	Green Bay	25-13
1981	(A)	Minnesota	30-13 (Milw.)
	(H)	Green Bay	35-23
1982	(A)	Green Bay	26-7 (Milw.)
1983	(A)	Minnesota	20-17 (OT)
	(H)	Green Bay	29-21
1984	(A)	Green Bay	45-17 (Milw.)
	(H)	Green Bay	38-14
1985	(A)	Green Bay	20-17 (Milw.)
	(H)	Green Bay	27-17
1986	(H)	Minnesota	42-7
	(A)	Minnesota	32-6
1987	(H)	Green Bay	23-16
	(A)	Green Bay	16-10 (Milw.)
1988	(H)	Green Bay	34-14
	(A)	Green Bay	18-6
1989	(H)	Minnesota	26-14
	(A)	Green Bay	20-19 (Milw.)
1990	(A)	Green Bay	24-10 (Milw.)
	(H)	Minnesota	23-7
1991	(A)	Minnesota	35-21
	(H)	Green Bay	27-7
1992	(A)	Minnesota	23-20 (OT)
	(H)	Minnesota	27-7
1993	(H)	Minnesota	15-13
	(A)	Minnesota	21-17 (Milw.)
1994	(A)	Green Bay	16-10
	(H)	Minnesota	13-10 (OT)
1995	(A)	Green Bay	38-21
	(H)	Minnesota	27-24
1996	(H)	Minnesota	30-21
	(A)	Green Bay	38-10
1997	(A)	Green Bay	38-32
	(H)	Green Bay	27-11
1998	(A)	Minnesota	37-24
	(H)	Minnesota	28-14
1999	(A)	Green Bay	23-20
	(H)	Minnesota	24-20
2000	(A)	Green Bay	26-20 OT
	(H)	Green Bay	33-28
2001	(H)	Minnesota	35-13
	(A)	Green Bay	13-24
2002	(H)	Minnesota	31-21
	(A)	Green Bay	26-22
2003	(A)	Minnesota	30-25
	(H)	Green Bay	30-27
2004	(A)	Green Bay	34-31
	(H)	Green Bay	34-31
	(A)	Minnesota	31-17 *
2005	(H)	Minnesota	23-20
	(A)	Minnesota	20-17
2006	(H)	Green Bay	23-17
	(A)	Green Bay	9-7
2007	(H)	Green Bay	23-16
	(A)	Green Bay	34-0
2008	(A)	Green Bay	24-19
	(H)	Minnesota	28-27
2009	(H)	Minnesota	30-23
	(A)	Minnesota	38-26
2010	(A)	Green Bay	28-24
	(H)	Green Bay	31-3
2011	(H)	Green Bay	33-27
	(A)	Green Bay	45-7
2012	(A)	Green Bay	23-14
	(H)	Minnesota	37-34
	(A)	Green Bay	24-10 *
2013	(H)	Green Bay	44-31
	(A)	Tie	26-26 (OT)
2014	(A)	Green Bay	42-10
	(H)	Green Bay	24-21
2015	(H)	Green Bay	30-13
	(A)	Minnesota	20-13
2016	(H)	Minnesota	17-14
	(A)	Green Bay	38-25
2017	(H)	Minnesota	23-10

	(A)	Minnesota	16-0
2018	(A)	Tie	29-29 (OT)
	(H)	Minnesota	24-17
2019	(A)	Green Bay	28-16
	(H)	Green Bay	23-10
2020	(H)	Green Bay	43-34
	(A)	Minnesota	28-22
2021	(H)	Minnesota	34-31
	(A)	Green Bay	37-10
2022	(H)	Minnesota	23-7
	(A)	Green Bay	41-17

*NFC Wild Card Game

HOUSTON

**Won 5, Lost 0, Tied 0
Home 2-0, Away 3-0**

2004	(A)	Minnesota	34-28 (OT)
2008	(H)	Minnesota	28-21
2012	(A)	Minnesota	23-6
2016	(H)	Minnesota	31-13
2020	(A)	Minnesota	31-23

INDIANAPOLIS

**Won 8, Lost 18, Tied 1
Home 8-6-1, Away 0-12**

1961	(A)	Baltimore	34-13
	(H)	Minnesota	28-20
1962	(H)	Baltimore	34-7
	(A)	Baltimore	42-14
1963	(H)	Baltimore	37-34
	(A)	Baltimore	41-10
1964	(H)	Minnesota	34-24
	(A)	Baltimore	17-14
1965	(A)	Baltimore	35-16
	(H)	Baltimore	41-21
1966	(H)	Baltimore	38-23
	(A)	Baltimore	20-17
1967	(H)	Tie	20-20
1968	(A)	Baltimore	24-9
1968	(A)	Baltimore	24-14 %
1969	(H)	Minnesota	52-14
1971	(H)	Minnesota	10-3
1982	(H)	Minnesota	13-10
1988	(H)	Minnesota	12-3
1997	(H)	Minnesota	39-28
2000	(A)	Indianapolis	31-10
2004	(A)	Indianapolis	31-28
2008	(H)	Indianapolis	18-15
2012	(A)	Indianapolis	23-20
2016	(H)	Indianapolis	34-6
2020	(A)	Indianapolis	28-11
2022	(H)	Minnesota	39-36 OT

% NFL Western Conference Championship Game

JACKSONVILLE

**Won 6, Lost 1, Tied 0
Home 4-1, Away 2-0**

1998	(H)	Minnesota	50-10
2001	(H)	Jacksonville	33-3
2004	(H)	Minnesota	27-16
2008	(A)	Minnesota	30-12
2012	(H)	Minnesota	26-23 (OT)
2016	(A)	Minnesota	25-16
2020	(H)	Minnesota	27-24 (OT)

KANSAS CITY

**Won 5, Lost 8, Tied 0
Home 4-2, Away 1-6, Neutral 0-1**

1969	(N)	Kansas City	23-7 \$
1970	(H)	Minnesota	27-10
1974	(A)	Minnesota	35-15
1981	(H)	Kansas City	10-6
1990	(A)	Kansas City	24-21
1993	(H)	Minnesota	30-10
1996	(H)	Kansas City	21-6
1999	(H)	Kansas City	31-28
2003	(H)	Minnesota	45-20
2007	(A)	Kansas City	13-10
2011	(A)	Kansas City	22-17
2015	(H)	Minnesota	16-10
2019	(A)	Kansas City	26-23

\$ Super Bowl IV, Jan. 11, 1970

LAS VEGAS

**Won 6, Lost 10, Tied 0
Home 4-5, Away 2-5, Neutral 0-1**

1973	(H)	Minnesota	24-16
1976	(N)	Oakland	32-14 \$
1977	(A)	Oakland	35-13
1978	(A)	Oakland	27-20
1981	(H)	Oakland	36-10
1984	(A)	Los Angeles	23-20
1987	(H)	Minnesota	31-20
1990	(H)	Los Angeles	28-24
1993	(A)	Los Angeles	24-7
1996	(A)	Minnesota	16-13 (OT)
1999	(H)	Oakland	22-17
2003	(A)	Oakland	28-18
2007	(H)	Minnesota	29-22
2011	(H)	Oakland	27-21

2015	(A)	Minnesota	30-14
2019	(H)	Minnesota	34-14

\$ Super Bowl XI, Jan. 9, 1977

LOS ANGELES CHARGERS

**Won 8, Lost 6, Tied 0
Home 5-3, Away 3-3**

1971	(A)	San Diego	30-14
1975	(H)	Minnesota	28-13
1978	(H)	San Diego	13-7
1981	(A)	Minnesota	33-31
1984	(H)	San Diego	42-13
1985	(H)	Minnesota	21-17
1993	(H)	San Diego	30-17
1999	(H)	Minnesota	35-27
2003	(A)	San Diego	42-28
2007	(H)	Minnesota	35-17
2011	(A)	San Diego	24-17
2015	(H)	Minnesota	31-14
2019	(A)	Minnesota	39-10
2021	(A)	Minnesota	27-20

LOS ANGELES RAMS

**Won 27, Lost 18, Tied 2
Home 16-4-2, Away 11-14**

1961	(A)	Los Angeles	31-17
	(H)	Minnesota	42-21
1962	(A)	Minnesota	38-14
	(H)	Tie	24-24
1963	(A)	Los Angeles	27-24
	(H)	Minnesota	21-13
1964	(A)	Los Angeles	22-13
	(H)	Minnesota	34-13
1965	(A)	Minnesota	38-35
	(H)	Minnesota	24-13
1966	(H)	Minnesota	35-7
	(A)	Los Angeles	21-6
1967	(A)	Los Angeles	39-3
1968	(H)	Los Angeles	31-3
1969	(A)	Minnesota	20-13
1969	(H)	Minnesota	23-20 6
1970	(H)	Minnesota	13-3
1972	(A)	Minnesota	45-41
1973	(H)	Minnesota	10-9
1974	(A)	Los Angeles	20-17
1974	(H)	Minnesota	14-10 ***
1976	(H)	Tie	10-10 (OT)
1976	(H)	Minnesota	24-13 ***
1977	(A)	Los Angeles	35-3
1977	(A)	Minnesota	4-7**
1978	(H)	Los Angeles	34-17
1978	(A)	Los Angeles	34-10 **
1979	(A)		

1979	(A)	New England	27-23
1988	(H)	Minnesota	36-6
1991	(A)	New England	26-23 (OT)
1994	(A)	New England	26-20 (OT)
1997	(H)	Minnesota	23-18
2000	(A)	Minnesota	21-13
2002	(A)	New England	24-17
2006	(H)	New England	31-7
2010	(A)	New England	28-18
2014	(H)	New England	30-7
2018	(A)	New England	24-10
2022	(H)	Minnesota	33-26

NEW ORLEANS

Won 24, Lost 13, Tied 0			
Home 14-4, Away 10-9			
1968	(A)	New Orleans	20-17
1970	(H)	Minnesota	26-0
1971	(A)	Minnesota	23-10
1972	(A)	Minnesota	37-6
1974	(H)	Minnesota	29-9
1975	(A)	Minnesota	20-7
1976	(A)	Minnesota	40-9
1978	(A)	New Orleans	31-24
1980	(A)	Minnesota	23-20
1981	(H)	Minnesota	20-10
1983	(A)	New Orleans	17-16
1985	(H)	New Orleans	30-23
1986	(H)	Minnesota	33-17
1987	(A)	Minnesota	44-10 *
1988	(H)	Minnesota	45-3
1990	(H)	Minnesota	32-3
1991	(A)	New Orleans	26-0
1993	(H)	New Orleans	17-14
1994	(H)	Minnesota	21-20
1995	(H)	Minnesota	43-24
1998	(H)	Minnesota	31-24
2000	(H)	Minnesota	34-16 **
2001	(A)	New Orleans	28-15
2002	(A)	Minnesota	32-31
2004	(A)	Minnesota	38-31
2005	(H)	Minnesota	33-16
2008	(A)	Minnesota	30-27
2009	(A)	New Orleans	31-28(OT)***
2010	(A)	New Orleans	14-9
2011	(H)	New Orleans	42-20
2014	(A)	New Orleans	20-9
2017	(H)	Minnesota	29-19
	(H)	Minnesota	29-24 **
2018	(H)	New Orleans	30-20
2019	(A)	Minnesota	26-20 (OT)*
2020	(A)	New Orleans	52-33
2022	(A)	Minnesota	28-23#

**NFC Wild Card Game
 ***NFC Divisional Playoff Game
 ***NFC Championship Game
 # Played in London at Tottenham Hotspur Stadium. New Orleans designated home team.

NEW YORK GIANTS

Won 18, Lost 13, Tied 0			
Home 9-6, Away 9-7			
1964	(A)	Minnesota	30-21
1965	(H)	Minnesota	40-14
1967	(H)	Minnesota	27-24
1969	(A)	New York	24-23
1971	(A)	Minnesota	17-10
1973	(A)	Minnesota	31-7
1976	(H)	Minnesota	24-7
1986	(H)	New York	22-20
1989	(A)	New York	24-14
1990	(A)	New York	23-15
1993	(A)	New York	17-10 *
1994	(A)	Minnesota	27-10
1996	(A)	New York	15-10
1997	(A)	Minnesota	23-22 *
1999	(A)	Minnesota	34-17
2000	(A)	New York	41-0 ***
2001	(H)	Minnesota	28-16
2002	(H)	New York	27-20
2003	(H)	New York	29-17
2004	(H)	New York	34-13
2005	(A)	Minnesota	24-21
2007	(A)	Minnesota	41-17
2008	(H)	Minnesota	20-19
2009	(H)	Minnesota	44-7
2010	(H)	New York	21-3 @
2013	(A)	New York	23-7
2015	(H)	Minnesota	49-17
2016	(H)	Minnesota	24-10
2019	(A)	Minnesota	28-10
2022	(H)	Minnesota	27-24
	(H)	New York	31-24 *

*NFC Wild Card Game
 ***NFC Championship Game
 @at Ford Field in Detroit, MI

NEW YORK JETS

Won 4, Lost 8, Tied 0			
Home 3-3, Away 1-5			
1970	(A)	New York	20-10
1975	(H)	Minnesota	29-21
1979	(A)	New York	14-7
1982	(H)	New York	42-14
1994	(H)	New York	31-21
1997	(A)	New York	23-21
2002	(A)	New York	20-7
2006	(H)	New York	26-13
2010	(A)	New York	29-20
2014	(H)	Minnesota	30-24 (OT)
2018	(A)	Minnesota	37-17
2022	(H)	Minnesota	27-22

PHILADELPHIA

Won 15, Lost 16, Tied 0			
Home 8-4, Away 7-12			
1962	(H)	Minnesota	31-21
1963	(A)	Minnesota	34-13
1968	(A)	Minnesota	24-17
1971	(A)	Minnesota	13-0
1973	(H)	Minnesota	28-21
1976	(A)	Minnesota	31-12
1978	(H)	Minnesota	28-27
1980	(H)	Philadelphia	42-7
1980	(A)	Philadelphia	31-16 **
1981	(H)	Minnesota	35-23
1984	(A)	Philadelphia	19-17
1985	(A)	Minnesota	28-23
	(H)	Philadelphia	37-35
1988	(H)	Minnesota	23-21
1989	(A)	Philadelphia	10-9
1990	(A)	Philadelphia	32-24
1992	(A)	Philadelphia	28-17
1997	(H)	Minnesota	28-19
2001	(A)	Philadelphia	48-17
2004	(A)	Philadelphia	27-16
	(A)	Philadelphia	27-14 **
2007	(H)	Philadelphia	23-16
2008	(H)	Philadelphia	26-14 *
2010	(A)	Minnesota	24-14
2013	(H)	Minnesota	48-30
2016	(A)	Philadelphia	21-10
2017	(A)	Philadelphia	38-7 ***
2018	(A)	Minnesota	23-21
2019	(H)	Minnesota	38-20
2022	(A)	Philadelphia	24-7
2023	(A)	Philadelphia	34-28

*NFC Wild Card Playoff Game
 **NFC Divisional Playoff Game
 ***NFC Championship Game

PITTSBURGH

Won 10, Lost 9, Tied 0			
Home 5-2, Away 4-6, Neutral 1-1			
1962	(A)	Pittsburgh	39-31
1964	(H)	Minnesota	30-10
1967	(A)	Minnesota	41-27
1969	(H)	Minnesota	52-14
1972	(A)	Pittsburgh	23-10
1974	(N)	Pittsburgh	16-6 \$
1976	(H)	Minnesota	17-6
1980	(H)	Pittsburgh	23-17
1983	(A)	Minnesota	17-14
1986	(H)	Minnesota	31-7
1989	(A)	Pittsburgh	27-14
1992	(A)	Minnesota	6-3
1995	(A)	Minnesota	44-24
2001	(A)	Pittsburgh	21-16
2005	(H)	Pittsburgh	18-3
2009	(A)	Pittsburgh	27-17
2013	(N)	Minnesota	34-27 #
2017	(A)	Pittsburgh	26-9
2021	(H)	Minnesota	36-28

\$ Super Bowl IX, Jan. 12, 1975
 # Played in London at Wembley Stadium. Minnesota designated home team.

SAN FRANCISCO

Won 23, Lost 25, Tied 1			
Home 15-9, Away 8-16-1			
1961	(H)	San Francisco	38-24
	(A)	San Francisco	38-28
1962	(A)	San Francisco	21-7
	(H)	San Francisco	35-12
1963	(A)	Minnesota	24-20
	(H)	Minnesota	45-14
1964	(A)	Minnesota	27-22
	(H)	Minnesota	24-7
1965	(A)	Minnesota	42-41
	(H)	San Francisco	45-24
1966	(A)	Tie	20-20
	(H)	Minnesota	28-3
1967	(H)	San Francisco	27-21
1968	(H)	Minnesota	30-20
1969	(H)	Minnesota	10-7

1970	(H)	San Francisco	17-14 **
1971	(H)	San Francisco	13-9
1972	(A)	San Francisco	20-17
1973	(A)	Minnesota	17-13
1975	(H)	Minnesota	27-17
1976	(A)	San Francisco	20-16
1977	(H)	Minnesota	28-27
1979	(H)	Minnesota	28-22
1983	(H)	San Francisco	48-17
1984	(A)	San Francisco	51-7
1985	(H)	Minnesota	28-21
1986	(A)	Minnesota	27-24 (OT)
1987	(A)	Minnesota	36-24 **
1988	(A)	San Francisco	24-21
1988	(A)	San Francisco	34-9 **
1989	(A)	San Francisco	41-13 **
1990	(H)	San Francisco	20-17
1991	(H)	Minnesota	17-14
1992	(H)	San Francisco	20-17
1993	(A)	San Francisco	38-19
1994	(H)	Minnesota	21-14
1995	(A)	San Francisco	37-30
1997	(A)	San Francisco	28-17
1997	(A)	San Francisco	38-22 **
1999	(H)	Minnesota	40-16
2003	(H)	Minnesota	35-7
2006	(A)	San Francisco	9-3
2007	(A)	Minnesota	27-7
2009	(H)	Minnesota	27-24
2012	(H)	Minnesota	24-13
2015	(A)	San Francisco	20-3
2018	(H)	Minnesota	24-16
2019	(A)	San Francisco	27-10 **
2021	(A)	San Francisco	34-26

**NFC Divisional Playoff Game

SEATTLE

Won 6, Lost 13, Tied 0			
Home 4-4, Away 2-9			
1976	(H)	Minnesota	27-21
1978	(A)	Seattle	29-28
1984	(H)	Seattle	20-12
1987	(A)	Seattle	28-17
1990	(A)	Minnesota	24-21
1996	(A)	Seattle	42-23
2002	(A)	Seattle	48-23
2003	(H)	Minnesota	34-7
2004	(H)	Seattle	27-23
2006	(A)	Minnesota	31-13
2009	(H)	Minnesota	35-9
2012	(A)	Seattle	30-20
2013	(A)	Seattle	41-20
2015	(H)	Seattle	38-7
	(H)	Seattle	10-9 *
2018	(A)	Seattle	21-7
2019	(A)	Seattle	37-30
2020	(A)	Seattle	27-26
2021	(H)	Minnesota	30-17

*NFC Wild Card Game

TAMPA BAY

Won 33, Lost 24, Tied 0			
Home 19-10, Away 14-14			
1977	(A)	Minnesota	9-3
1978	(H)	Tampa Bay	16-10
	(A)	Minnesota	24-7
1979	(H)	Tampa Bay	12-10
	(A)	Minnesota	23-22
1980	(H)	Minnesota	38-30
	(A)	Minnesota	21-10
1981	(A)	Tampa Bay	21-13
	(H)	Minnesota	25-10
1982	(H)	Minnesota	17-10
1983	(A)	Minnesota	19-16 (OT)
	(H)	Tampa Bay	17-12
1984	(A)	Tampa Bay	35-21
	(H)	Minnesota	27-24
1985	(A)	Minnesota	31-16
	(H)	Minnesota	26-7
1986	(A)	Minnesota	23-10
	(H)	Minnesota	45-13
1987	(A)	Tampa Bay	20-10
	(H)	Minnesota	23-17
1988	(H)	Minnesota	14-13
	(A)	Minnesota	49-20
1989	(H)	Minnesota	17-3
	(A)	Minnesota	24-10
1990	(H)	Tampa Bay	23-20 (OT)
	(A)	Tampa Bay	26-13
1991	(H)	Minnesota	28-13
	(A)	Minnesota	26-24
1992	(H)	Minnesota	26-20
	(A)	Minnesota	35-7
1993	(H)	Minnesota	15-0
	(A)	Tampa Bay	23-10
1994	(A)	Minnesota	36-13
	(H)	Tampa Bay	20-17 (OT)
1995	(A)	Tampa Bay	20-17 (OT)
	(H)	Minnesota	31-17
1996	(A)	Tampa Bay	24-13

	(H)	Minnesota	21-10
1997	(H)	Tampa Bay	28-14
	(A)	Minnesota	10-6
1998	(H)	Minnesota	31-7
	(A)	Tampa Bay	27-24
1999	(H)	Minnesota	21-14
	(A)	Tampa Bay	24-17
2000	(H)	Minnesota	30-23
	(A)	Tampa Bay	41-13
2001	(H)	Minnesota	20-16
	(A)	Tampa Bay	41-14
2002	(A)	Tampa Bay	38-24
2005	(H)	Tampa Bay	24-13
2008	(A)	Tampa Bay	19-13
2011	(H)	Tampa Bay	24-20
2012	(H)	Tampa Bay	36-17
2014	(A)	Minnesota	19-13 (OT)
2017	(H)	Minnesota	34-17
2020	(A)	Tampa Bay	26-14
2023	(H)	Tampa Bay	20-17

TENNESSEE

Won 9, Lost 5, Tied 0			
Home 7-2, Away 2-3			
1974	(H)	Minnesota	51-10
1980	(A)	Houston	20-16
1983	(H)	Minnesota	34-14
1986	(A)	Houston	23-10
1989	(H)	Minnesota	38-7
1992	(H)	Houston	17-13
1995	(H)	Minnesota	23-17 (OT)
1998	(A)	Minnesota	26-16
2001	(H)	Minnesota	42-24
2004	(H)	Minnesota	20-3
2008	(A)	Tennessee	30-17
2012	(H)	Minnesota	30-7
2016	(A)	Minnesota	25-16
2020	(H)	Tennessee	31-30

WASHINGTON

Won 15, Lost 13, Tied 0			
Home 7-6, Away 8-7			
1968	(H)	Minnesota	27-14
1970	(A)	Minnesota	19-10
1972	(H)	Washington	24-21
1973	(H)	Minnesota	27-20 **
1975	(A)	Washington	31-30
1976	(H)	Minnesota	35-20 **
1980	(A)	Minnesota	39-14
1982	(A)	Washington	21-7*
1984	(H)	Washington	31-17
1986	(A)	Washington	44-38 (OT)
1987	(H)	Washington	27-24 (OT)
1987	(A)	Washington	17-10 ***
1992	(H)		

VIKINGS ALUMNI PLAYERS MUST BE ON ACTIVE ROSTER FOR ONE GAME TO QUALIFY

A A A

31	Abdullah, Ameer, RB, Nebraska	2018-21	55/54	Bethel-Thompson, McCleod, QB, Sacramento St.	2012-13	65
39	Abdullah, Husain, S, Washington St.	2008-11	75/78	Biekert, Greg, LB, Colorado	2002-03	40
50	Abrams, Bobby, LB, Michigan	1993-94	73	Birk, Matt, C, Harvard	1998-08	36
53	Ache, Steve, LB, SW Missouri	1987	59	Bishop, Bill, DT, North Texas St.	1961	84
12	Adams, Rodney, WR, South Florida	2017	12	Bishop, Desmond, LB, California	2013	56
72	Adams, Scott, G, Georgia	1991-93	96	Bishop, Keith, QB, Wheaton	1987	81
85	Adams, Tom, WR, Minn.-Duluth	1962	21	Blacklock, Ross, DL, TCU	2022-	80
7	Adams, Tony, QB, Utah State	1987	59	Blahak, Joe, CB, Nebraska	1974-75; '77	21
68	Addickes, John, C, Baylor	1989	68	Blair, Matt, LB, Iowa State	1974-85	11
57	Adibi, Xavier, LB, Virginia Tech	2011	18/84	Blair, Paul, T, Oklahoma State	1990	86
67	Alderman, Grady, T, Detroit	1961-74	36	Bland, Tony, WR, Florida A&M	1996-98	22/37
63	Alex, Keith, G, Texas A&M	1995	20	Blanton, Robert, S, Notre Dame	2012-15	44
90	Alexander, Derrick, DE, Florida St.	1995-98	74	Blue, Greg, S, Georgia	2006	16
82	Alexander, Derrick, WR, Michigan	2002	92/96	Bobo, Orlando, G, NE Louisiana	1997-98	48/89
20/24	Alexander, Mackensie, CB, Clemson	2016-18, '21	66	Boireau, Michael, DE, Miami (FL)	2000	87
57	Alexander, Rufus, LB, Oklahoma	2008	9	Bolin, Bookie, G, Mississippi	1968-69	32
53	Alipate, Auneau, LB, Washington St.	1995	60	Bollinger, Brooks, QB, Wisconsin	2006-07	23/34
21	Allen, Asher, CB, Georgia	2009-11	3	Bolston, Conrad, DT, Maryland	2007	25
69	Allen, Jared, DE, Idaho State	2008-13	13	Bomar, Rhett, QB, Sam Houston St.	2010	21
25	Allen, Nate, DB, Texas Southern	1976-79	27	Bono, Steve, QB, UCLA	1985-86	16
21	Allen, Terry, RB, Clemson	1991-94	76	Booker, Lorenzo, RB, Florida State	2010-11	85
84	Allison, Aundrae, WR, East Carolina	2007-08	71	Boone, Alex, G, Ohio State	2016	36
7	Andersen, Morten, K, Michigan St.	2004	23/44	Boone, David, DE, Eastern Michigan	1974	62
66	Anderson, Abdullah, DT, Bucknell	2020	23	Boone, Mike, RB, Cincinnati	2018-20	50
46	Anderson, Alfred, RB, Baylor	1984-91	4	Booth Jr., Andrew, CB, Clemson	2022-	6
1	Anderson, Gary, K, Syracuse	1998-02	47	Booty, John David, QB, USC	2008	50/54
56	Anderson, Scott, C, Missouri	1974, '76	8	Borland, Tuf, LB, Ohio State	2021	12
86	Angulo, Richard, TE, Western New Mexico	2003-05	90/73	Bouman, Todd, QB, St. Cloud State	1997-02	55
53	Anno, Sam, LB, USC	1987-88	61	Bower, Tashaun, DE, LSU	2017-18, '21	33
2	Araguz, Leo, P, Stephen F. Austin	2003	62	Bowie, Larry, G, Purdue	1962-68	89
69	Arubakrr, Hasson, DE, Texas Tech	1984	38	Boyd, Brent, G, UCLA	1980-86	71
16	Arceneaux, Emmanuel, WR, Alcorn State	2011	36	Boyd, Kris, CB, Texas	2019-	81
16	Archer, R.J., QB, William & Mary	2010	80	Boyd, Malik, CB, Southern	1994	68
19	Aromashodu, Devin, WR, Auburn	2011-12	56	Boylan, Jim, WR, Washington St.	1963	92
39	Arrobbio, Chuck, T, USC	1966	26	Bradbury, Garrett, C, North Carolina St.	2019-	72
33	Asamoah II, Brian, LB, Oklahoma	2022-	8	Bradford, Ronnie, S, Colorado	2002	26
58	Ashley, Walker Lee, LB, Penn St.	1983-88; '90	50	Bradford, Sam, QB, Oklahoma	2016-17	63
44/48	Asiata, Matt, RB, Utah	2012-16	67	Brady, Jeff, LB, Kentucky	1995-97	89
79	Asper, Mark, T, Oregon	2012	61	Brailford, Jordan, DE, Oklahoma State	2020	57
45	Athas, Pete, CB, Tennessee	1975	64	Bramlett, Don, DT, Carson-Newman	1987	92
33	Avery, John, RB, Mississippi	2003	53	Brandel, Blake, T, Oregon State	2021-	52
67	Awason, Adrian, DE, North Texas	2011	21	Braxton, David, LB, Wake Forest	1989-90	37
49	Ayanbadejo, Obafemi, FB, San Diego St.	1998-99	75	Breeland, Bashaud, CB, Clemson	2021	91
92	Ayodele, Remi, DT, Oklahoma	2011	42	Breitenstein, Bob, T, Tulsa	1967	8

B B B

60	Baca, Jeff, G, UCLA	2013	5	Brewer, Jack, S, Minnesota	2002-03	13
74	Badger, Brad, G, Stanford	2000-01	43/54	Bridgewater, Teddy, QB, Louisville	2014-17	99/93
5	Bailey, Dan, K, Oklahoma State	2018-20	84	Brien, Doug, K, California	2002	76
77/60	Baker, Al, DE, Colorado State	1988	44	Briggs, Greg, S, Texas Southern	1997-98	65
91	Baker, Chase, DT, Boise State	2013	54	Brim, James, WR, Wake Forest	1987	84
28	Baker, Rashad, S, Tennessee	2006	6	Brim, Michael, CB, Virginia Union	1989-90	59
86	Baker, Robert, WR, Auburn	2003	28	Brinkley, Jasper, LB, South Carolina	2009-12, '14	2
37	Baldwin, Randy, RB, Mississippi	1991	24	Brister, Bubby, QB, NE Louisiana	2000	43
96	Ball, Jerry, DT, SMU	1997-99	91	Britt, Charlie, S, Georgia	1964	79
99	Ballard, Christian, DT/DE, Iowa	2011-12	40	Brock, Tramaine, CB, Belhaven	2017	63
85	Ballman, Gary, TE, Michigan St.	1973	30	Bromell, Lorenzo, DE, Clemson	2002	57
30	Banks, Antonio, S, Virginia Tech	1998-00	22	Brothers, Kentrell, LB, Missouri	2016-19	83
23	Banyard, Joe, RB, Texas-El Paso	2013-14	80	Brown, Bill, RB, Illinois	1962-74	20/31
34	Bargas, Jake, FB, North Carolina	2020-	31	Brown, Ivory Lee, RB, Ark.- Pine Bluff	1993	4/33
92	Barker, Roy, DT, No. Carolina	1992-95, '00	86	Brown, Larry, WR, Mankato State	1987	62
33	Barnes, Bill, RB, Wake Forest	1965-66	33	Brown, Mack, RB, Florida	2017	20
27	Barnes, Kalon, CB, Baylor	2022-	52	Brown, Norris, TE, Georgia	1983	87
23	Barnes, Tomur, CB, North Texas	1996	89	Brown, Pat, T, Central Florida	2010-11	68
42	Barnett, Harlon, S, Michigan St.	1995-96	23	Brown, Ralph, CB, Nebraska	2004-05	50
55	Barr, Anthony, LB, UCLA	2014-21	24	Brown, Richard, LB, San Diego St.	1994-96	63
19	Baskett, Hank, WR, New Mexico	2010	47	Brown, Robert, TE, Alcorn A&M	1971	1
32/38	Bass, Anthony, DB, Bethune-Cookman	1998-99	82	Brown, Ted, RB, North Carolina St.	1979-86	95
85	Bates, D'Wayne, WR, Northwestern	2002-03	24	Brown, Terry, S, Oklahoma State	1972-75	8
63	Battle, Jim, G, Southern Illinois	1963	13	Browner, Joey, S, USC	1983-91	55
52	Bavaro, David, LB, Syracuse	1992	24	Bruer, Bob, TE, Mankato State	1980-84	14
32	Bayless, Rick, RB, Iowa	1989	20	Bruno, Larry, S, Rice	1980	33
47	Baylor, Tim, S, Morgan State	1979-80	94	Bruno, Dave, P, Moraine Valley	1987	84
27	Beamon, Autry, S, East Texas St.	1975-76	74	Bryant, Bobby, CB, South Carolina	1967-80	73
87	Beasley, John, TE, California	1967-73	93	Bryant, Tim, LB, So. Mississippi	1987	95
64	Beavers, Willie, G, Western Michigan	2016	75	Buetow, Bart, T, Minnesota	1976-77	52
63	Bebout, Nick, T, Wyoming	1980	91	Bullard, Jonathan, DL, Florida	2022-	87
86	Bedsole, Hal, TE, USC	1964-66	36/27	Bundra, Mike, DT, USC	1964	77
12	Beebe, Chad, WR, Northern Illinois	2018-21	71	Burleson, Nate, WR, Nevada	2003-05	12/11
81	Bell, Blake, TE, Oklahoma	2017	86/11	Burrough, John, DE, Wyoming	1999-00	71
33	Bell, Rick, RB, St. John's, (Minn.)	1983	22	Burton, Brandon, CB, Utah	2011-12	89
78	Bennett, Barry, DE, Concordia	1988	31	Burton, Derek, T, Oklahoma St.	1987	7
12	Bennett, Barry S., P, Quachita Baptist	1974	66	Burton, Stephen, WR, West Texas A&M	2011-12	67
2	Bennett, Darren, P, no college	2004-05	60	Butler, Billy, S/RB, Tenn.-Chattanooga	1962-64	15
23	Bennett, Michael, RB, Wisconsin	2001-05	81	Butler, Duane, S, Illinois State	1997-98	49
56/50	Berchich, Pete, LB, Notre Dame	1995-00	24/43	Byers, Ken, G, Cincinnati	1964-66	58
61	Berger, Joe, G/C, Michigan Tech	2011-17	53	Bykowski, Carter, T, Iowa State	2014	58
17	Berger, Mitchell, P, Colorado	1996-01	53	Bynum, Cameron, S, California	2021-	71/75
87	Berrian, Bernard, WR, Fresno State	2008-11	23	Caesar, Ivan, LB, Boston College	1991	84
17	Berry, Bob, QB, Oregon	1965-67; '73-76	85	Caleb, Jamie, RB, Grambling	1961	63
3	Berry, Jordan, P, Eastern Kentucky	2021	85	Calland, Lee, CB, Louisville	1963-65	69
50	Berry, Ray, LB, Baylor	1987-92	55	Camarillo, Greg, WR, Stanford	2010-11	7
45/87/44	Berton, Sean, TE, North Carolina St.	2003-04	86/16	Campbell, John, LB, Minnesota	1963-64	3/27
21	Bess, Rufus, CB, So. Carolina St.	1982-87	17	Campbell, Kelly, WR, Georgia Tech	2002-04	32/25
85	Bethea, Ryan, WR, South Carolina	1988	7	Cappleman, Bill, QB, Florida St.	1970	71

2002	Carman, Jon, T, Georgia Tech
1966	Carpenter, Preston, TE, Arkansas
1993	Carpenter, Ron, S, Miami (Ohio)
1985	Carroll, Jay, TE, Minnesota
1984	Carson, Malcolm, G, Tenn.-Chatt.
1985-93	Carter, Anthony, WR, Michigan
1990-01	Carter, Cris, WR, Ohio State
2001	Carter, Dale, CB, Tennessee
2006	Carter, Jason, WR, Texas A&M
2017	Carter, Kyle, TE, Penn State
2000-02	Carter, Tyrone, S, Minnesota
1983	Casper, Dave, TE, Notre Dame
2013-14	Cassel, Matt, QB, USC
2000-02	Cercone, Matt, TE, Arizona St.
2001-02	Chamberlain, Byron, TE, Wayne St.
2022-	Chandler, Ty, RB, North Carolina
2000-03	Chapman, Doug, RB, Marshall
1970	Charles, John, S, Purdue
2002-05	Chavous, Corey, S/CB, Vanderbilt
1974	Chealander, Hal, QB, Mississippi St.
2020-22	Chisena, Dan, WR, Penn State
1962	Christopherson, Jim, K/LB, Concordia
1993-99	Christy, Jeff, C, Pittsburgh
2001-02	Chukwurah, Patrick, LB/DE, Wyoming
2022-	Cine, Lewis, S, Georgia
2007-08	Ciurciu, Vinny, LB, Boston College
1975-77	Clabo, Neil, P, Tennessee
2003-04	Claiborne, Chris, LB, USC
1989-90	Clark, Jesse, RB, Arkansas
2003-04	Clark, Kenny, WR, Central Florida
1989-91	Clarke, Ken, DT, Syracuse
1963	Clarke, Leon, WR, USC
2015-16	Clemmings, T.J., T, Pittsburgh
1996-99	Clemons, Duane, DE, California
2020-	Cleveland, Ezra, G, Boise State
1980	Cobb, Marvin, S, USC
1984	Cobb, Robert, DE, Texas
1988	Coffman, Paul, TE, Kansas State
2012-16	Cole, Audie, LB, North Carolina State
2003	Cole, Colin, DT, Iowa
2021	Cole, Mason, C, Michigan
1967	Coleman, Al, CB, Tennessee State
1987	Coleman, Dan, DE, Murray State
1978-87	Coleman, Greg, P, Florida A&M
2017-18	Coley, Stacy, WR, Miami (Fla)
1997-99, '01	Colinet, Stalun, DE, Boston College
2017-19	Collins, Aviante, T, TCU
2001	Collins, Calvin, G, Texas A&M
1984	Collins, Dwight, WR, Pittsburgh
1987	Collins, Fabray, LB, So. Illinois
2019-20	Colquitt, Britton, P, Tennessee
1984	Colter, Jeff, CB, Kansas
2018	Compton, Tom, G, South Dakota
2004	Conaty, Billy, C, Virginia Tech
2020-22	Connolly, Ryan, LB, Wisconsin
2018-21	Conklin, Tyler, TE, Central Michigan
2010-13	Cook, Chris, CB, Virginia
2017-22	Cook, Dalvin, RB, Florida State
2006-10	Cook, Ryan, T, New Mexico
1998	Cooks, Kerry, S, Iowa
1994-95	Cooper, Adrian, TE, Oklahoma
2009-10	Cooper, Jon, C, Oklahoma
2006	Cooper, Marquis, LB, Washington
1994	Cornish, Frank, C, UCLA
2003-04	Cortez, Jose, K, Oregon State
1999	Council, Keith, DE, Hampton
2018-	Cousins, Kirk, QB, Michigan State
2005	Cowart, Sam, LB, Florida State
1963-77	Cox, Fred, K, Pittsburgh
1992-93	Craig, Roger, RB, Nebraska
1974-78	Craig, Steve, TE, Northwestern
2001	Crawford, Brian, T, Western Oregon
2014-16	Crichton, Scott, DE, Oregon State
2002-03	Crockett, Henri, LB, Florida State
1999	Crumpler, Carlester, TE, E. Carolina
1992-93	Culpepper, Brad, DT, Florida
1999-05	Culpepper, Daunte, QB, UCF
1961	Culpepper, Ed, DT, Alabama
1979	Cunningham, Doug, WR, Rice
1997-99	Cunningham, Randall, QB, UNLV
1995	Cunningham, Rick, T, Texas A&M
1968-71	Cuozzo, Gary, QB, Virginia
1989	Curtis, Travis, S, West Virginia
2019-20	Cutting, Austin, LS, Air Force

D D D

1992-94	Dafney, Bernard, G, Tennessee
1973	Dale, Carroll, WR, Virginia Tech
1999	Dalton, Antico, LB, Hampton
2007	Daniels, Brian, G, Colorado
1997	Daniels, LeShun, G, Ohio State
1977-83	Danmeier, Rick, K, Sioux Falls
2020-22	Dantzler, Cameron, CB, Mississippi St.
1998	Darden, Tony, CB, Texas Tech
2021-	Darrisaw, Christian, T, Virginia Tech
1987	Daugherty, Ron, WR, Northeastern

40	Davidson, Zach, TE, Central Missouri	2021	85	Finch, Steve, WR, Elmhurst	1987	41	Harris, Anthony, S, Virginia	2015-20
34	Davis, Brian, CB, Nebraska	1994	72	Fisk, Jason, DT, Stanford	1995-98	35	Harris, Bill, RB, Colorado	1969-70
16	Davis, Davion, WR, Sam Houston St.	2019	29	Fitzgerald, Jamie, CB, Idaho St.	1987	32	Harris, Darryl, RB, Arizona St.	1988
71	Davis, Doug, T, Kentucky	1966-72	37	Fitzgerald, Mike, CB, Iowa St.	1966-67	99	Harris, James, DE, Temple	1993-95
5	Davis, Greg, K, The Citadel	1997	85	Flatley, Paul, WR, Northwestern	1963-67	52	Harris, Joe, LB, Georgia Tech	1979
63	Davis, Isaac, G, Arkansas	1998	18	Floyd, Michael, WR, Notre Dame	2017	44	Harris, John, S, Arizona St.	1985-86
86	Davis, John, TE, Emporia St.	2000	73/95	Floyd, Shafrif, DT, Florida	2013-17	79	Harris, Mike, T, UCLA	2014-16
17/86	Davis, Nick, WR, Wisconsin	2002-03	79	Fonoti, Toni, G, Nebraska	2005	58/99	Harris, Napoleon, LB, Northwestern	2005-06, 08
58/50	Davis, Rod, LB, Southern Miss.	2004-06	62	Footo, Chris, C, USC	1987-91	57	Harris, Paul, LB, USC	1978
40	Davis, Todd, LB, Sacramento State	2020	2	Forbath, Kai, K, UCLA	2016-17	90	Harris, Robert, DE, Southern	1992-94
51	Davis, Wyatt, G, Ohio State	2021	86	Ford, Chase, TE, Miami (Fla.)	2013-15	32	Harris, Steve, RB, Northern Iowa	1987
4	Dawson, Dale, K, E. Kentucky	1987	44	Foreman, Chuck, RB, Miami (Fla.)	1973-79	95/91	Harrison, Martin, DE, Washington	1994-96, 99
86	Dawson, Rhett, WR, Florida State	1973	67	Fowler, Melvin, C, Maryland	2005	48	Harrison, Todd, TE, North Carolina St.	1993
51	Dean, Larry, LB, Valdosta State	2011-13	50	Fowlkes, Dennis, LB, West Virginia	1983-85	78	Hartenstine, Mike, DT, Penn State	1987
24	Dean, Ted, S, Wichita	1964	37	Frawley, Eric, S, Washington State	2007-11	86	Hartwig, Keith, WR, Arizona	1977
72	DeGeare, Chris, G, Wake Forest	2010	40	Frankhauser, Tom, S, Purdue	1962-63	12	Harvin, Percy, WR, Florida	2009-12
55	Del Rio, Jack, LB, USC	1992-95	37	Frank, Donald, CB, Winston-Salem	1995	87	Haslerig, Clint, WR, Michigan	1975
89	Delaney, Jarrod, WR, TCU	1989	12	Freeman, Josh, QB, Kansas State	2013	88	Hasselbeck, Don, TE, Colorado	1984
85	DeLong, Greg, TE, North Carolina	1995-98	22	Freeman, Steve, S, Mississippi	1987	89/19	Hatchette, Matthew, WR, Langston	1997-00
27	Demery, Calvin, WR, Arizona State	1972	12	Frerotto, Gus, QB, Tulsa	2003-04, '08	37	Hawkins, Mike, CB, Oklahoma	2006
86	Denny, Earl, RB, Missouri	1967-68	83	Frisch, David, TE, Colorado State	1996	58	Hawkins, Rip, LB, North Carolina	1961-65
28	Denson, Al, WR, Florida A&M	1971	15	Fruechte, Isaac, WR, Minnesota	2016	44	Hayden, Leo, RB, Ohio State	1971
62	Denton, Bob, DE, Pacific	1961-64	37	Frye, Phil, RB, California Lutheran	1987	32	Hayes, Ray, RB, Cent. Oklahoma	1961
41	DePaola, Andrew, LS, Rutgers	2020-	27	Fuller, Corey, CB, Florida State	1995-98	36	Hayes, Tae, CB, Appalachian State	2020
25	Derby, Dean, DB, Washington	1961-62	29	Fullington, Darrell, S, Miami (Fla.)	1988-90	90	Hazuga, Jeff, DE, Wisconsin-Stout	2001
57	Devine, Kevin, CB, California	1999	63	Fusco, Brandon, G, Slippery Rock	2011-16	6	Heinicke, Taylor, QB, Old Dominion	2015-16
52	Dick, Jim, LB, North Dakota St.	1987	GGG			56	Henderson, E.J., LB, Maryland	2003-11
76	Dickson, Paul, DT, Baylor	1961-70	32	Galbreath, Tony, RB, Missouri	1981-83	50	Henderson, Erin, LB, Maryland	2008-13
14	Diggs, Stefon, WR, Maryland	2015-19	66	Gallagher, Frank, G, North Carolina	1973	80	Henderson, John, WR, Michigan	1968-72
76	Dill, Scott, T, Memphis	1996-97	6	Gallery, Jim, K, Minnesota	1990	30	Henderson, Keith, WR, Georgia	1992
86	Dillon, Brandon, TE, Marian	2019-21	28	Gallishaw, Laroni, CB, Murray St.	2005	24	Henderson, Wymon, CB, UNLV	1987-88
25	Dillon, Terry, CB, Montana	1963	31	Gallman, Wayne, RB, Clemson	2021	87	Hentges, Hale, TE, Alabama	2020
12	Dils, Steve, QB, Stanford	1979-84	90	Galvin, John, LB, Boston College	1989	60	Hernandez, Matt, T, Purdue	1984
44	D'Imperio, Ryan, FB, Rutgers	2011	16	Gannon, Rich, QB, Delaware	1987-92	89	Herndon, Chris, TE, Miami (Fla.)	2021
25	Dishman, Cris, CB, Purdue	2000	2	Garcia, Teddy, K, NE Louisiana	1989	67/64	Herrera, Anthony, G, Tennessee	2004-11
26	Dixon, Ahmad, S, Baylor	2014	54	Garnett, David, LB, Stanford	1993-94, '96	58	Herron, David, LB, Michigan State	2007-08
71	Dixon, David, G, Arizona St.	1994-04	92	Garnett, Winfield, DT, Ohio State	2001	79	Hicks, Artis, G, Memphis	2006-09
13	Doctson, Josh, WR, TCU	2019	44	Gault, Billy, CB, Texas Christian	1961	58	Hicks, Jordan, LB, Texas	2022-
56	Doleman, Chris, DE/LB, Pittsburgh	1985-93; '99	78	Gay, William, DE, USC	1988	43	Hicks, Maurice, RB, North Carolina A&T	2008
84	Donahue, Oscar, WR, San Jose	1962	42	Gedeon, Ben, LB, Michigan	2017-20	58	Hilgenberg, Wally, LB, Iowa	1968-79
46	Dorn, Myles, S, North Carolina	2021-22	3	George, Jeff, QB, Illinois	1999	43	Hill, Gary, S, USC	1965
65	Dorsey, Nat, T, Georgia Tech	2004	55	George, Ron, LB, Stanford	1997	24	Hill, Holton, CB, Texas	2018-20
21	Doss, Mike, S, Ohio State	2007	46/66	Gerak, John, TE/G, Penn St.	1993-96	10	Hill, King, P-QB, Rice	1968
57	Downs, Devante, LB, California	2018-19	32	Gerhart, Toby, RB, Stanford	2010-13	69	Hill, Rashod, T, Southern Mississippi	2016-21
78	Dozier, Dakota, G, Furman	2019-21	56	Gersbach, Carl, LB, West Chester	1971-72	12/13	Hill, Shaun, QB, Maryland	2002-05, '15-16
42	Dozier, D.J., RB, Penn State	1987-91	86	Gillespie, Willie, WR, Tenn.-Chattanooga	1987	89	Hillary, Ira, WR, South Carolina	1990
48	Dozier, Ukeke, CB, Minnesota	2005	42	Gilliam, John, WR, South Carolina St.	1972-75	33	Hillman, Ronnie, RB, San Diego State	2016
90	DuBose, B.J., DT, Louisville	2015	20	Gjladney, Jeff, CB, Texas Christian	2020	82	Hilton, Carl, TE, Houston	1986-89
62	Ducasse, Vladimir, G, Massachusetts	2014	55	Glenn, Jason, LB, Texas A&M	2006	85	Hilton, John, TE, Richmond	1970
56	Dugan, Bill, G, Penn State	1984	25	Glenn, Vencie, S, Indiana S.	1992-94	98	Hinkle, George, DT, Arizona	1992
83	Dugan, Jeff, TE, Maryland	2004-10	82	Glover, Andrew, TE, Grambling	1997-99	75/78	Hinton, Chris, T, Northwestern	1994-95
57	Dumler, Doug, C, Nebraska	1976-77	94	Goff, Robert, DT, Auburn	1996	68	Hinton, Kyle, G, Washburn	2020-22
59	Dusabek, Mark, LB, Minnesota	1989-92	73	Goldberg, Adam, G, Wyoming	2004-05	37	Hitchcock, Jimmy, CB, North Carolina	1998-99
45	Dye, Troy, LB, Oregon	2020-	82	Goodridge, Bob, WR, Vanderbilt	1968	18	Hoag, Ryan, WR, Gustavus Adolphus	2004
EEE			68	Goodrum, Charles, G, Florida A&M	1972-78	44	Hoard, Leroy, RB, Michigan	1996-99
64	Early, Michael, G, Norfolk State	2002	87/83	Goodwin, Hunter, TE, Texas A&M	1996-98, '02-03	87	Hockenson, T.J., TE, Iowa	2022-
62	Easton, Nick, C, Harvard	2015-17	41	Gordon, Charles, CB, Kansas	2006-08	50/54	Hodges, Gerald, LB, Penn State	2013-15
39	Echemandu, Adimchinobe, RB, California	2005	31	Gowan, Tay, CB, Central Florida	2022-	13	Holcomb, Kelly, QB, Middle Tenn. St.	2007
1	Edinger, Paul, K, Michigan St.	2005	87	Gray, MarQueis, TE, Minnesota	2014	93	Holland, Darius, DT, Colorado	2002
67	Edison, Cornelius, C, Portland State	2017	31	Graham, Scottie, RB, Ohio St.	1993-96	85	Holland, John, WR, Tennessee St.	1974
27	Edwards, Brad, S, South Carolina	1988-89	73	Graves, Rory, T, Ohio State	1993	15	Hollins, Alexander, WR, Eastern Illinois	2019
59	Edwards, Dixon, LB, Michigan St.	1996-98	87	Gray, MarQueis, TE, Minnesota	2014	89	Hollister, Jacob, TE, Wyoming	2022
36	Edwards, Dovonte, CB, N.C. State	2005-06	23	Gray, Torrian, S, Virginia Tech	1997-98	75	Holloway, Randy, DE, Pittsburgh	1978-84
32	Edwards, Jimmy, RB, NE Louisiana	1979	50	Grecci, Dick, LB, Ohio	1961	51	Holmberg, Rob, LB, Penn State	1999
91	Edwards, Ray, DE, Purdue	2006-10	32	Green, Robert, RB, William & Mary	1997	54	Holmes, Bruce, LB, Minnesota	1993
24	Eilers, Pat, S, Notre Dame	1990-91	25	Greene, Marcellus, CB, Arizona	1984	92/90	Holmes, Jalyn, DT, Ohio State	2018-20
86	Eischied, Mike, P, Upper Iowa	1972-74	52	Greenway, Chad, LB, Iowa	2006-16	30	Holt, Issiac, CB, Alcorn State	1985-89
11	Eley, Clifton, TE, Mississippi St.	1987	97	Griffen, Everson, DE, USC	2010-19, '21	2	Horan, Mike, P, Long Beach St.	1986
65	Eflein, Pat, C, Ohio State	2017-20	23	Griffin, Cedric, CB, Texas	2006-11	51	Hough, Jim, G, Utah State	1978-86
82	Ellerfson, Ben, TE, North Dakota State	2021-22	74	Griffith, Robert, S, San Diego St.	1994-01	55	Houston, Bobby, LB, North Carolina St.	1998
81	Eller, Carl, DE, Minnesota	1964-78	23	Grigsby, Otis, DE, Kentucky	2007-08	99	Hovan, Chris, DT, Boston College	2000-04
8	Elling, Aaron, K, Wyoming	2003-04	27/26	Grim, Bob, WR, Oregon St.	1967-71; '76-77	24	Howard, Bryan, S, Tennessee St.	1982
72	Ellis, Kenrick, DT, Hampton	2015	47	Groce, Ron, RB, Macalester	1976	51/99	Howard, David, LB, Long Beach St.	1985-89
40/85	Ellison, Rhett, FB, USC	2012-16	41	Guggemos, Neal, DB, St. Thomas	1986-87	91	Howard, Willie, DL, Stanford	2001-02
65/73	Elshire, Neil, DE, Oregon	1981-86	98	Guion, Letroy, DT, Florida State	2008-13	92	Howell, Leroy, DT, Appalachian St.	1986
47	Emmanuel, Charles, S, W. Virginia	1997	84	Guliford, Eric, WR, Arizona State	1993-94	82	Howry, Keenan, WR, Oregon	2003-05
39	Epps, Marcus, S, Wyoming	2019	80	Gustafson, Jim, WR, St. Thomas	1985-90	56/72	Huffman, David, G/T, Notre Dame	1979-83; 85-90
6	Epstein, Hayden, K, Michigan	2002	HHH			21	Hughes, Mike, CB, Central Florida	2018-20
21	Evans, Akayleb, CB, Missouri	2022-	72	Haayer, Adam, T, Minnesota	2002, '04	83	Hultz, Don, DE, Southern Miss.	1963
29	Evans, Charles, RB, Clark	1993-98	91/74	Habib, Brian, G, Washington	1988-92	67	Humphrey, Jay, T, Texas	1999
26	Evans, David, CB, Central Arkansas	1986-87	49	Hackbart, Dale, S, Wisconsin	1966-70	99	Hunter, Danielle, DE, LSU	2015-
90	Evans, Fred, DT, Texas St.-San Marcos	2007-13	90	Haines, John, DT, Texas	1984	25/31	Hunter, Will, S, Syracuse	2005-06
31	Everett, Eric, CB Texas Tech	1992	28	Haley, Dick, WR, Pittsburgh	1961	76	Hutchinson, Steve, G, Michigan	2006-11
32	Exum, Antone, S, Virginia Tech	2014-17	55	Hall, Lemanski, LB, Alabama	2000-02	65	Huth, Gerry, G, Wake Forest	1961-63
FFF			23	Hall, Steven, S, Kentucky	1996	III		
51	Farber, Hap, LB, Mississippi	1970	86/28	Hall, Tom, WR, Minnesota	1964-66; 68-69	84	Iglesias, Jaquin, WR, Oklahoma	2010
59	Farwell, Heath, LB, San Diego St.	2005-10	40	Hall, Windlan, S, Arizona St.	1976-77	4	Igwebuike, Donald, K, Clemson	1990
35	Fason, Ciatrick, RB, Florida	2005-06	30	Ham, C.J., FB, Augustana (SD)	2016-	28/43	Ifoka, George, S, Boise State	2018, '20
54	Faust, Paul, LB, Minnesota	1967	61	Hamilton, Wes, G, Tulsa	1976-85	86	Ingram, Darryl, TE, California	1989
4	Favre, Brett, QB, Southern Mississippi	2009-10	23	Hammonds, Shelly, CB, Penn St.	1995	67	Ingram, Ed, G, LSU	2022-
94	Fears, Willie, DT, Northwestern St.	1990	25	Hampton, Alonzo, CB, Pittsburgh	1990	22	Irvin, Ken, CB/S, Memphis	2003-05
61	Feasel, Grant, T, Abilene Christian	1984-86	38/20	Hand, Harrison, DB, Temple	2020-21	76	Irwin, Tim, T, Tennessee	1981-93
42	Felton, Jerome, FB, Furman	2012-14	51	Hanks, Ben, LB, Florida	1996	63	Isidora, Danny, G, Miami (Fla.)	2017-18
31	Fenney, Rick, RB, Washington	1987-91	45	Hannon, Tom, S, Michigan St.	1977-84	82	Ismail, Qadry, WR, Syracuse	1993-96
35	Ferguson, Bob, RB, Ohio State	1963	55	Hansen, Don, LB, Illinois	1966-67	37	Israel, Ron, DB, Notre Dame	2003
84	Ferguson, Charley, WR, Tennessee St.	1962	63	Hanson, Mark, G, Mankato St.	1987			
89	Ferguson, Robert, WR, Texas A&M	2007-08	50	Hargrove, Jim, LB, Howard Payne	1967-70			
11	Fiedler, Jay, QB, Dartmouth	1998	8	Harnish, Chandler, QB, Northern Illinois	2014			
32	Fields, Mark, CB, Clemson	2019-	36	Harrell, Sam, RB, E. Carolina	1980-82; '87			

JJ

25	Jackson, Alfred, CB, San Diego St.	1995-96
89	Jackson, Harold, WR, Colorado	1982
76	Jackson, Joe, DT, New Mexico St.	1977
7	Jackson, Taravis, QB, Alabama St.	2006-10
25	Jackson, Theo, S, Tennessee	2022-
83	Jacquet, Nate, WR, San Diego St.	2000-01
89/13	James, Cedric, WR, TCU	2002
36	James, Craig, CB, Southern Illinois	2018
47	James, Dick, RB, Oregon	1965
99	James, Erasmus, DE, Wisconsin	2005-07
24	Jefferson, A.J., CB, Fresno State	2012-13
18	Jefferson, Justin, WR, LSU	2020-
52	Jenke, Noel, LB, Minnesota	1971
51	Jenkins, Carlos, LB, Michigan St.	1991-94
28	Jenkins, Izel, CB, North Carolina St.	1993
84	Jenkins, Michael, WR, Ohio State	2011-12
15	Jennings, Greg, WR, Western Michigan	2013-14
57	Jobko, Bill, LB, Ohio State	1963-65
81	Johnson, Bethel, WR, Texas A&M	2006
14	Johnson, Brad, QB, Florida St.	1992-98, '05-06
12	Johnson, Charles, WR, Grand Valley St.	2014-16
65	Johnson, Charlie, NT, Colorado	1982-84
74	Johnson, Charlie, G/T, Oklahoma St.	2011-14
75	Johnson, Chase, T, Wyoming	2007
35	Johnson, Chris, S, San Diego St.	1996
52	Johnson, Dennis, LB, USC	1980-85
4	Johnson, Eddie, P, Idaho State	2003
41	Johnson, Gene, S, Cincinnati	1961
92	Johnson, George, DE, Rutgers	2012-13
53	Johnson, Henry, LB, Georgia Tech	1980-83
94	Johnson, Jaleel, DT, Iowa	2017-20
11	Johnson, Jaymar, WR, Jackson St.	2009-10
89	Johnson, Joe, WR, Notre Dame	1992
22	Johnson, Ken, S, Florida A&M	1989-90
12	Johnson, Lee, P, BYU	2001
72	Johnson, Marcus, T, Mississippi	2005-08
81	Johnson, Olabisi, WR, Colorado State	2019-22
55	Johnson, Orlrick, LB, Florida A&M	1999
48	Johnson, Sammy, RB, North Carolina	1976-78
97	Johnson, Spencer, DT, Auburn	2004-07
90	Johnson, Toby, DT, Georgia	2016
92/96	Johnson, Tom, DT, Southern Miss.	2014-18
25	Johnson, Tyrell, S, Arkansas State	2008-11
51	Johnstone, Lance, DE, Temple	2001-05
61	Jones, Brett, C, Regina (Canada)	2018-20
15	Jones, Chris, WR, Jackson St.	2005
26	Jones, Chris, CB, Nebraska	2020
26	Jones, Clinton, RB, Michigan St.	1967-72
84	Jones, Hassan, WR, Florida St.	1986-92
21	Jones, Henry, S, Illinois	2001
82	Jones, Mike A., WR, Tennessee St.	1983-85
89	Jones, Mike L., TE, Texas A&M	1990-91
91/93	Jones II, Patrick, DE, Pitt	2021-
31	Jones, Rushen, CB, Vanderbilt	2003-04
32	Jones, Shawn, S, Georgia Tech	1993
69	Jones, Wayne, T, Utah	1987
85/43/83/89	Jordan, Andrew, TE, Western Carolina	1994-97; '99-01
22	Jordan, Jeff, S, Tulsa	1965-67
83	Jordan, Steve, TE, Brown	1982-94
1	Joseph, Greg, K, Florida Atlantic	2021-
98	Joseph, Linval, DT, East Carolina	2014-19
33	Josey, Henry, RB, Missouri	2014
83	Joyce, Don, DE, Tulane	1961

KKK

51	Kaddu, Josh, LB, Oregon	2014
75	Kalil, Matt, T, USC	2012-16
69	Kalis, Todd, G, Arizona State	1988-93
11	Kapp, Joe, QB, California	1967-69
3	Karlis, Rich, K, Cincinnati	1989
29	Kassulke, Karl, DB, Drake	1963-72
48	Katula, Matt, LS, Wisconsin	2011
27	Kearse, Jayron, S, Clemson	2016-19
7	Keenum, Case, QB, Houston	2017
39	Kellar, Mark, RB, No. Illinois	1976-78
25	Kelly, Eric, CB, Kentucky	2001-03
51	Kelly, Lewis, T/G, South Carolina St.	2001-03
64	Kendricks, Eric, LB, UCLA	2015-22
73	Kennedy, Jimmy, DT, Penn State	2008-10
83	Kent, Joey, WR, Tennessee	2000
67	Kerin, Zac, G, Toledo	2015-16
43	Keys, Brady, CB, Colorado St.	1967
80	Kidd, Keith, WR, Arkansas	1987
95	Killings, Cedric, DT, Carson-Newman	2002-03
38	King, Caleb, RB, Georgia	2011
24	King, Phil, RB, Vanderbilt	1965-66
89	Kingsriter, Doug, TE, Minnesota	1973-75
36	Kirby, John, LB, Nebraska	1964-68
35	Kirk, Luther, DB, Illinois State	2020
52	Kirksey, William, LB, Southern Miss.	1990
40/85	Kleinsasser, Jim, TE/FB, No. Dakota	1999-11
64	Kline, Josh, G, Kent State	2019
4/5	Kluwe, Chris, P, UCLA	2005-12
25	Knoff, Kurt, S, Kansas	1979-82
68	Koch, Greg, G, Arkansas	1987
96	Kolodziej, Ross, Wisconsin	2006
26	Kosens, Terry, S, Hofstra	1963

89	Kramer, Kent, TE, Minnesota	1969-70
9	Kramer, Tommy, QB, Rice	1977-89
22	Krause, Paul, S, Iowa	1968-79
78	Kropog, Troy, G, Tulane	2012
5	Krueger, Todd, QB, Northern Michigan	1987
47	Kwenkeu, William, LB, Temple	2022-
LLL		
59	Lacey, Bob, C, North Carolina	1964
26	Lacey, Jacob, CB, Oklahoma State	2013
63	Lacina, Corbin, G, Augustana	1999-02
21	Lamson, Chuck, S, Wyoming	1962-63
59	Lamur, Emmanuel, LB, Kansas State	2016-17
58	Langer, Jim, C, South Dakota St.	1980-81
52	Lapham, Bill, C, Iowa	1961
77	Larsen, Gary, DT, Concordia	1965-74
82	Lash, Jim, WR, Northwestern	1973-76
65	Lawson, Steve, G, Kansas	1973-75
51	Leber, Ben, LB, Kansas State	2006-10
80	LeCount, Terry, WR, Florida	1979-83; '87
32	Lee, Amp, RB, Florida State	1994-96
19	Lee, Bob, QB/P, Pacific	1969-72; '75-78
39	Lee, Carl, CB, Marshall	1983-93
57	Leman, J, LB, Illinois	2009
59	Leo, Jim, DE, Cincinnati	1961-62
31	Lester, Darrell, RB, McNeese St.	1964
49	Lewis, Dave, RB, Northern Iowa	1987
17	Lewis, Greg, WR, Illinois	2009-10
87	Lewis, Leo, WR, Missouri	1981-91
67	Lichtensteiger, Kory, C, Bowling Green	2001-09
43	Liddiard, Brody, TE/LS, Colorado	2001-03
73	Linden, Errol, T, Houston	1962-65
61/62	Lindsay, Everett, OL, Mississippi	1993-98; '01-03
21	Lindsey, Jim, RB, Arkansas	1966-72
48	Line, Zach, FB, SMU	2013-16
76	Lingenfelter, Bob, T, Nebraska	1978
55	Livingston, Cliff, LB, UCLA	1962
13	Livingston, Mike, QB, SMU	1980
76	Lwienski, Chris, T/G, Indiana	1998-05
71	Loadholt, Phil, T, Oklahoma	2009-15
12/18	Locke, Jeff, P, UCLA	2013-16
46	Loeffler, Cullen, LS, Texas	2004-14
72	Long, Jake, T, Michigan	2016
8	Longwell, Ryan, K, California	2006-11
38	Louallen, Fletcher, S, Livingston	1987
75/73	Love, DeMarcus, DT, Arkansas	2011-12
23	Love, Terry, S, Murray State	1987
63	Lowdermilk, Kirk, C, Ohio State	1985-92
25	Lowe, Omare, S, Washington	2004
63	Lowe, Vedarian, T, Illinois	2022-
57	Luce, Derrel, LB, Baylor	1979-80
75	Lurtserma, Bob, DE, Western Michigan	1971-76
27	Lush, Mike, S, East Stroudsburg	1986
48	Lynch, Blake, LB, Baylor	2020-21
35	Lynch, James, FB, Maryland	2003
92	Lynch, James, DT, Baylor	2020-
96	Lyon, Billy, DL, Marshall	2003
MMM		
39	Mabin, Dylan, CB, Fordham	2020
71	MacDonald, Mark, G, Boston College	1985-88
46	Mackbee, Earsell, CB, Utah St.	1965-69
69	Malano, Mike, G, San Diego St.	2002
69	Mancz, Greg, C, Toledo	2022
75	Manley, James, DT, Vanderbilt	1996-97
17	Mann, Maurice, WR, Washington	2006
4	Manning, Archie, QB, Mississippi	1983-84
4/14	Mannion, Sean, QB, Oregon State	2019-21
91	Manusky, Greg, LB, Colgate	1991-93
49	Marinero, Ed, RB, Cornell	1972-75
70	Marshall, Jim, DE, Ohio State	1961-79
48	Marshall, Larry, S, Maryland	1974
55	Martin, Amos, LB, Louisville	1972-76
89	Martin, Billy, TE, Georgia Tech	1968
56/94/98/57	Martin, Chris, LB, Auburn	1984-88
79	Martin, Doug, DE, Washington	1980-89
90	Martin, Steve, DT, Missouri	2004
20	Mason, Tommy, RB, Tulane	1961-66
51	Mata'afa, Hercules, DT, Washington St.	2019-20
2/25	Mattison, Alexander, RB, Boise State	2019-
66	Maurer, Andy, G, Oregon	1974-75
56	Mauti, Michael, LB, Penn State	2013-14
5	May, Chad, QB, Kansas State	1995
88	May, Marc, TE, Purdue	1987
35	Mayberry, Doug, RB, Utah State	1961-62
23	Mayes, Mike, CB, LSU	1991
53	Mays, Kivuusama, LB, North Carolina	1998-99
73	Mays, Stafford, DT, Washington	1987-88
31/21	McCauley, Marcus, CB, Fresno St.	2007-08
33	McClanahan, Brent, RB, Arizona St.	1973-80
96	McClendon, Skip, DE, Arizona St.	1992
15	McCormick, John, QB/P, Massachusetts	1962
84/80	McCullum, Sam, WR, Montana St.	1974-75; '82-83
74	McCurry, Mike, G, Indiana	1987
58	McDaniel, Ed, LB, Clemson	1992-01
64	McDaniel, Randall, G, Arizona St.	1988-99
47	McDermott, Kevin, LS, UCLA	2015-18
88	McDole, Mardye, WR, Mississippi St.	1981-83
34	McDonald, Ramos, CB, New Mexico	1998-99

39	McElhenny, Hugh, RB, Washington	1961-62
60	McElroy, Reggie, T, West Texas St.	1994
55	McGill, Mike, LB, Notre Dame	1968-70
91	McGill, T.Y., DT, North Carolina St.	2021
37	McGriggs, Lamar, S, West. Illinois	1993-94
86	McKeever, Marlin, TE, USC	1967
58	McKenzie, Tyrone, LB, South Florida	2012
74	McKinnie, Bryant, T, Miami (Fla.)	2002-10
21/31	McKinnon, Jerick, RB, Georgia Southern	2014-17
9	McMahon, Jim, QB, BYU	1993
26	McMillian, Audray, CB, Houston	1989-93
12	McMullen, Billy, WR, Virginia	2006
5	McNabb, Donovan, QB, Syracuse	2011
12	McNeil, Tom, P, Stephen F. Austin	1970
54	McNeill, Fred, LB, UCLA	1974-85
60	McQuaid, Dan, T, UNLV	1988
32	McWatters, Bill, RB, North Texas	1964
87	McWilliams, Johnny, TE, USC	2000
44/26	Meadors, Nate, CB, UCLA	2019-20
53	Meamber, Tim, LB, Washington	1985
18	Mercer, Mike, K, Arizona St.	1961-62
57	Merriweather, Mike, LB, Pacific	1989-92
44	Metellus, Josh, S, Michigan	2020-
56	Meylan, Wayne, LB, Nebraska	1970
98	Micech, Phil, DE, Wisconsin-Platteville	1987
21	Michel, Tom, RB, East Carolina	1964
84	Middleton, Dave, WR, Auburn	1961
75	Millard, Keith, DT, Washington St.	1985-91
55/59	Miller, Corey, LB, South Carolina	1999
87	Miller, Kevin, WR, Louisville	1978-80
5	Miller, Larry, QB, Northern Iowa	1987
35	Miller, Robert, RB, Kansas	1975-80
14	Miller, Romaro, QB, Mississippi	2001
64	Million, Ted, G, Duke	1987
21	Mills, Bryan, CB, North Carolina Central	2021
45	Mills, Garrett, TE, Tulsa	2007-09
45	Mills, John Henry, FB, Wake Forest	1999
21	Mincy, Charles, S, Washington	1995
92	Mitchell, Jayme, DE, Mississippi	2006-10
55	Mitchell, Marvin, LB, Tennessee	2012-13
68	Mitchell, Mel, G, Tennessee St.	1980
87	Mitchell, Myron, WR, Ala.-Birmingham	2021
71	Mitrione, Matt, DT, Purdue	2005
79	Mixon, Kenny, DE, LSU	2002-04
90	Molden, Fred, DT, Jackson State	1987
11	Mond, Kellen, QB, Texas A&M	2021
94	Monty, Pete, LB, Wisconsin	2001
1	Moon, Warren, QB, Washington	1994-96
45	Moore, Leonard, RB, Jackson St.	1987
36	Moore, Manfred, RB, USC	1977
30	Moore, Mewelde, RB, Tulane	2004-07
91	Moore, Zach, DE, Concordia-St. Paul	2015
89	Morgan, David, TE, Texas-San Antonio	2016-19
31	Morgan, Don, S, Nevada-Reno	1999-01
35	Morrell, Kyle, S, BYU	1985-86
40	Morris, Jack, CB, Oregon	1961
68	Morris, Mike, C, NE Missouri St.	1991-99
33	Morrow, Harold, RB, Auburn	1996-02
96	Mosley, C.J., Missouri	2005
79	Moss, Eric, OL, Ohio State	1997
84	Moss, Randy, WR, Marshall	1998-04; '10
24	Mostardi, Rich, S, Kent State	1961
86	Mularkey, Mike, TE, Florida	1983-88
77	Mullaney, Mark, DE, Colorado St.	1975-87
12	Mullins, Nick, QB, Southern Mississippi	2022-
86	Mundt, Johnny, TE, Oregon	2022-
24	Munnerlyn, Captain, CB, South Carolina	2014-16
31	Munsey, Nelson, CB, Wyoming	1978
88	Murphy, Fred, TE, Georgia Tech	1961
68	Murphy, Kevin, T, Harvard	2013
19	Murphy, Yo, WR, Idaho	1999
3	Murray, Eddie, K, Tulane	1997
25	Murray, Latavius, RB, Central Florida	2017-18
34	Muse, Nick, TE, South Carolina	2022-
74	Myers, Frank, T, Texas A&M	1978-80
NNN		
83	Nailor, Jalen, WR, Michigan State	2022-
51/59	Najarian, Pete, LB, Minnesota	1987
15	Nance, Martin, WR, Miami (OH)	2006
59	Nattiel, Mike, LB, Florida	2003-04
28	Ned, Larry, RB, San Diego State	2003-04
17	Nelson, Ben, WR, Saint Cloud State	2004
1	Nelson, Chuck, K, Washington	1986-88
20	Nelson, Darrin, RB, Stanford	1982-89; 91-92
32	Nelson, David, RB, Heidelberg	1984
56	Nelson, Jim, LB, Penn State	2000-02
38	Nelson, Rhett, CB, Colorado State	2003-04
53	Newbill, Richard, LB, Miami (Fla.)	1990
52	Newman, Keith, LB, North Carolina	2004-05
86	Newman, Pat, WR, Utah State	1990
23	Newman, Terence, CB, Kansas State	2015-17
18	Neswome, Harry, P, Wake Forest	1990-93
96	Newton, Tim, DT, Florida	1985-89
91	Ngakoue, Yannick, DE, Maryland	2020
47	Nickerson, Hardy, LB, California	2020
39	Nickerson, Parry, CB, Tulane	2021
79	Niehaus, Steve, DT, Notre Dame	1979
79	Nix, Roosevelt, DT, Cental State	1994

99	Noga, Al, DE, Hawaii	1988-92	88	Rhymes, Buster, WR, Oklahoma	1985-87	95/92	Smith, Fernando, DE, Jackson St.	1994-97, '00
49	Nord, Keith, S, Saint Cloud State	1979-85	1	Ricardo, Benny, K, San Diego St.	1983	87	Smith, Gordon, TE, Missouri	1961-65
97	Norman, Tony, DE, Iowa State	1987	36	Rice, Allen, RB, Baylor	1984-90	91	Smith, Greg, DT, Kansas	1984
90	Northern, Gabe, DE/LB, LSU	2000	18	Rice, Sidney, WR, South Carolina	2007-10	22	Smith, Harrison, S, Notre Dame	2012-
72	Norton, Storm, T, Toledo	2018	89	Richardson, Greg, WR, Alabama	1987-88	84	Smith, Jr., Irv, TE, Alabama	2019-22
85	Novoselsky, Brent, TE, Pennsylvania	1989-94	5	Richardson, Kyle, P, Arkansas St.	2002	43	Smith, Jim, RB, Elon	1987
26	Nwangwu, Kene, RB, Iowa State	2021-	93/90	Richardson, Sheldon, DT, Missouri	2018, '21	90	Smith, Khreem, DE, Oklahoma State	2006
000			49	Richardson, Tony, FB, Auburn	2006-07	79	Smith, Lyman, DT, Duke	1978
89	Obee, Terry, WR, Oregon	1991	37	Riley, Curtis, S, Fresno State	2020	32	Smith, Onterrio, RB, Oregon	2003-04
74	O'Brien, Dave, G, Boston College	1963-64	78	Riley, Steve, T, USC	1974-84	57	Smith, Raonall, LB, Washington State	2002-05
96	O'Neal, Andre, LB, Marshall	2001	98	Robbins, Fred, DT, Wake Forest	2000-03	26/20	Smith, Robert, RB, Ohio State	1993-00
75	O'Neill, Brian, T, Pitt	2018-	17	Robinson, Aldrick, WR, SMU	2018	74	Smith, Robert, DE, Grambling	1985
7	O'Sullivan, J.T., QB, Cal-Davis	2005	51	Robinson, Edmond, LB, Newberry	2015-16	47	Smith, Rod, CB, Notre Dame	1996
95	Odenigbo, Ifeadi, DE, Northwestern	2019-20	95	Robinson, Gerald, DE, Auburn	1986-87	83	Smith, Rodney, WR, Florida State	2013-14
24	Offord, Willie, S, South Carolina	2002-05	21	Robinson, Josh, CB, Central Florida	2012-15	74	Smith, Stacey, DE, Michigan	1968-70
55	Onatolu, Kenny, LB, Nebraska-Omaha	2009-11	18	Robinson, Koren, WR, N.C. State	2005	50	Smith, T.J., DT, Arkansas	2021-
69	Ori, Frank, G, Northern Iowa	1987	87	Robinson, Marcus, WR, So. Carolina	2004-06	5	Smith, Tye, CB, Towson	2021
41	Osborn, Dave, RB, North Dakota	1965-75	96	Robison, Brian, DE, Texas	2007-17	40	Smith, Wayne, CB, Purdue	1987
17	Osborn, K.J., WR, Miami (Fla.)	2020-	60	Rodenhauser, Mark, C, Illinois St.	1989	55	Smith, Za'Darius, OLB, Kentucky	2022
31	Osborne, Clancy, LB, Arizona St.	1961-62	29	Rogers, Chris, CB, Howard	1999	15	Smith-Marsette, Ihmir, WR, Iowa	2021
90	Otomewo, Esezi, DL, Minnesota	2022-	58	Rogers, Nick, LB, Georgia Tech	2002-03	27/21	Smoot, Fred, CB, Mississippi State	2005-06
44	Overbaugh, Jeff, TE, San Diego St.	2017	76	Roller, Dave, DT, Kentucky	1979-80	16	Snead, Norm, QB, Wake Forest	1971
89/49/45	Owens, Richard, TE, Louisville	2004-06	44	Rose, George, CB, Auburn	1964-66	44	Snider, Matt, FB, Richmond	2001
PPP			2/18	Rosenfels, Sage, QB, Iowa St.	2009, '11	69	Solomon, Ariel, G, Colorado	1996
88	Page, Alan, DT, Notre Dame	1967-78	75	Rosenthal, Mike, T, Notre Dame	2003-06	54	Solomon, Jesse, LB, Florida State	1986-89
24	Page, Jarrad, S, UCLA	2011	28	Rosnagle, Ted, S, Portland St.	1985, 87	31	Spencer, Willie, RB, no college	1976
22	Palmer, David, WR/RB, Alabama	1994-00	37	Ross, Derek, CB, Ohio St.	2004	44/45	Stackhouse, Charles, FB, Mississippi	2003
51	Palmer, Mitch, LS, Colorado State	2000	68	Rouse, Curtis, G, Tenn.-Chattanooga	1982-86	34	Starks, Tim, CB, Kent State	1987
27	Parker, Anthony, CB, Arizona State	1992-94	89	Rowe, Ray, TE, San Diego State	1994	82	Steele, Robert, WR, North Alabama	1979
81	Parks, Rickey, WR, Ark.-Pine Bluff	1987	47	Rowland, Justin, CB, Tex. Christian	1961	26	Steeple, Robert, CB, Memphis	2013
95	Parry, David, DT, Stanford	2018	54	Rubke, Karl, LB, USC	1961	52	Stein, Bob, LB, Minnesota	1975
40	Paschal, Doug, RB, North Carolina	1980-81	57	Rudd, Dwayne, LB, Alabama	1997-00	3	Stenerud, Jan, K, Montana St.	1984-85
84	Patterson, Cordarrelle, WR, Tennessee	2013-16	82	Rudolph, Kyle, TE, Notre Dame	2011-20	74	Stensrud, Mike, DT, Iowa State	1986
79	Patton, Jerry, DT, Nebraska	1971	65	Ruether, Mike, C, Texas	1994	73	Stepanek, Joe, DT, Minnesota	1987
95	Paup, Bryce, DE, Northern Iowa	2000	75	Russ, Pat, DT, Purdue	1963	93	Stephen, Shamar, DT, Connecticut	2014-17, '19-20
41	Paymah, Karl, CB, Washington State	2009	27	Russell, Brian, S, San Diego State	2002-04	95	Stephens, Mac, LB, Minnesota	1991
31	Payton, Eddie, RB, Jackson State	1980-82	48	Rutland, Reggie, CB, Georgia Tech	1987-92	73	Steussie, Todd, T, California	1994-00
24	Pearson, Jayvise, S, Washington	1993	SSS			28	Stewart, James, RB, Miami (Fla.)	1995
66	Pentecost, John, G, UCLA	1967	12	Salisbury, Sean, QB, USC	1990-94	95	Stewart, Mark, LB, Washington	1983-84
68	Perreault, Pete, G, Long Beach State	1971	73	Samia, Dru, G, Oklahoma	2019-20	27	Stills, Ken, S, Wisconsin	1990
31	Perry, Jason, S, North Carolina State	2002	72	Sams, Ron, C, Pittsburgh	1984	35	Stocker, Luke, TE, Tennessee	2021
22	Pesonen, Dick, CB, Minnesota-Duluth	1961	89	Sanders, Ken, DE, Howard Payne	1980-81	82	Stonebreaker, Steve, LB/TE, Detroit	1962-63
28	Peterson, Adrian, RB, Oklahoma	2007-16	33	Sanford, Jamarca, S, Mississippi	2009-14	94	Strauthers, Thomas, DE, Jackson St.	1989-91
66	Peterson, Ken, C, Utah	1961	22	Sapp, Benny, CB, Northern Iowa	2008-09, '11	53	Strickland, Fred, LB, Purdue	1993
7	Peterson, Patrick, CB, LSU	2021-22	78	Sapp, Bob, G, Washington	1997-98	77	Stringer, Corey, T, Ohio State	1995-00
28	Phillips, Anthony, CB, Texas A&M-Kingsville	1998	59	Sauer, Craig, LB, Minnesota	2000	55	Studwell, Scott, LB, Illinois	1977-90
30	Phillips, Bobby, RB, Virginia Union	1995	97	Sawyer, Talance, DE, UNLV	1999-03	39	Sullivan, Chandon, CB, Georgia State	2022
97	Phillips, Harrison, DL, Stafford	2022-	4	Saxon, Mike, P, San Diego St.	1994-95	65	Sullivan, John, C, Notre Dame	2008-15
82	Phillips, Jim, WR, Auburn	1965-67	78	Scardina, John, T, Lincoln	1987	26	Sumner, Charlie, CB, William & Mary	1961-62
75/79/91	Phillips, Joe, DT, SMU	1986; '99	89	Schenk, Ed, TE, Central Florida	1987	64	Sunde, Milt, G, Minnesota	1964-74
58	Pierce, Michael, DT, Samford	2021	68	Schlottman, Austin, G/C, TCU	2002	41	Surratt, Chazz, LB, North Carolina	2021
22	Pinner, Artose, RB, Kentucky	2006	68	Schmidt, Roy, G, Long Beach St.	1971	69	Sutherland, Doug, DT, Superior St.	1971-81
63	Ploeger, Kurt, DT, Gustavus Adolphus	1987	54	Schmitz, Bob, LB, Montana	1966	72	Sutton, Archie, T, Illinois	1965-67
86	Poage, Ray, TE, Texas	1963	85	Schnelker, Bob, TE, Bowling Green	1961	94	Sverchek, Paul, DT, Cal-Poly SLO	1984
7	Polti, Randy, S, Stanford	1974	60	Schreiber, Adam, C, Texas	1990-93	52	Swain, Bill, LB, Oregon	1964
29	Ponder, Christian, QB, Florida St.	2011-14	53	Schuh, Jeff, LB, Minnesota	1986	29	Swain, John, CB, Miami	1981-84
52	Porter, Ron, LB, Idaho	1973	76	Schwartz, Geoff, G, Oregon	2012	67	Swilley, Dennis, C, Texas AGM	1977-83; 85-87
24	Powell, Art, WR, San Jose St.	1968	41	Scott, Carey, CB, Kentucky St.	2002			
83	Powers, John, TE, Notre Dame	1966	98	Scott, Darrion, DE, Ohio St.	2004-07	38	Tahi, Naufahu, FB, BYU	2006-10
27	Prater, Shaun, CB, Iowa	2013-15	50	Scott, Randy, LB, Alabama	1987	55	Talley, Darryl, LB, West Virginia	1996
30	Prentice, Travis, RB, Miami (Ohio)	2001	38	Scott, Todd, S, SW Louisiana	1991-94	20	Tankersley, Cordrea, CB, Clemson	2020
79	Prestel, Jim, DT, Idaho	1961-65	13	Scribner, Bucky, P, Kansas	1987-89	44	Tapeh, Thomas, FB, Minnesota	2008
39	Price, Jabari, CB, North Carolina	2014-16	60	Selesky, Ron, C, North Central	1987	10	Tarkenton, Fran, QB, Georgia	1961-66; '72-78
40	Prior, Anthony, CB, Washington St.	1996-97	34	Sendejo, Andrew, S, Rice	2011-19	33	Tate, Ben, RB, Auburn	2014
28	Provost, Ted, CB, Ohio State	1970	57	Sendlein, Robin, LB, Texas	1981-84	28/83	Tate, Robert, CB/WR, Cincinnati	1997-01
83	Pruitt, MyCole, TE, Southern Illinois	2015-16	81	Senser, Joe, TE, West Chester St.	1979-84	33	Tatman, Pete, RB, Nebraska	1967
66	Pyle, Palmer, G, Michigan St.	1964	29	Serwanga, Wasswa, CB, UCLA	2000-01	66	Tausch, Terry, G, Texas	1982-88
QQQ			45	Sharockman, Ed, CB, Pittsburgh	1962-72	29	Taylor, Chester, RB, Toledo	2006-09
4	Quigley, Ryan, P, Boston College	2017	11	Sharpe, Tajae, WR, Massachusetts	2020	90	Taylor, Eric, DE, Memphis	2005
92	Quinn, Kelly, LB, Michigan St.	1987	42	Sharper, Darren, S, William & Mary	2005-08	89	Taylor, Travis, WR, Florida	2005-06
RRR			14	Shaw, George, QB, Oregon	1961	37	Teal, Willie, CB, LSU	1980-86
64	Rabold, Mike, G, Indiana	1961-62	25	Shaw, Terrance, CB, S.F. Austin	2004	67	Teeter, Mike, DT, Michigan	1991
60	Radovich, Drew, T, USC	2008	73	Shay, Jerry, DT, Purdue	1966-67	46	Tennell, Derek, TE, UCLA	1992-93
9	Ramsey, Patrick, QB, Tulane	2010	20	Shelley, Duke, CB, Kansas State	2022	27	Thibodeaux, Keith, CB, Northwestern St.	1999-01
93	Randle, John, DT, Texas A&I	1990-00	59	Sheppard, Ashley, LB, Clemson	1993-95	19	Thielen, Adam, WR, Minnesota State	2014-22
34	Randolph, Al, CB, Iowa	1973	74	Shepherd, Austin, T, Alabama	2015	35	Thomas, Andre, RB, Mississippi	1987
28	Rashad, Ahmad, WR, Oregon	1976-82	29	Sheppard, Lito, CB, Florida	2010	51	Thomas, Broderick, LB, Nebraska	1995
52	Rasmussen, Randy, G, Minnesota	1987-89	35	Sherels, Marcus, CB, Minnesota	2010-19	54/55	Thomas, Dontrarious, LB, Auburn	2004-08
30/41	Raymond, Mistral, S, South Florida	2011-14	43	Sherman, Will, WR, St. Mary's	1961	97	Thomas, Henry, DT, LSU	1987-94
5	Reagor, Jalen, WR, TCU	2022-	81	Shiancoe, Visanthe, TE, Morgan State	2007-11	42/43	Thomas, Orlando, S, SW Louisiana	1995-01
11	Reaves, John, QB, Florida	1979	77	Shields, Lebron, DE, Tennessee	1961	32	Thomas, Roc, RB, Jacksonville State	2018
22	Redwine, Jarvis, RB, Nebraska	1981-83	82/86	Shuler, Mickey, TE, Penn State	2010-11	94	Thornton, John, DT, Cincinnati	1993
27	Reed, Bob, RB, Pacific	1962-63	3	Siemian, Trevor, QB, Northwestern	2018	87/83	Tice, Mike, TE, Maryland	1992-93; '95
62	Reed, Chris, G/C, Minnesota State	2022-	50	Siemon, Jeff, LB, Stanford	1972-82	74	Tilleman, Mike, DT, Montana	1966
91	Reed, D'Aundre, DE, Arizona	2011-12	69	Simkus, Arnold, DT, Michigan	1967	53	Tingelhoff, Mick, C, Nebraska	1962-78
86	Reed, Jake, WR, Grambling	1991-99; '01	75	Simpson, Howard, T, Auburn	1964	51	Tobey, Dave, LB, Oregon	1966-67
32	Reed, Oscar, RB, Colorado St.	1968-74	81	Simpson, Jerome, WR, Coastal Carolina	2012-14	29	Todman, Jordan, RB, Connecticut	2011
73	Rehder, Tom, G, Notre Dame	1992	57	Sims, William, LB, SW Louisiana	1994	94	Tomlinson, Dalvin, DT, Alabama	2021-22
89	Reichow, Jerry, WR, Iowa	1961-64	78/75	Sirles, Jeremiah, T, Nebraska	2015-17	95	Tonga, Khyiris, DT, BYU	2022-
71	Reiff, Riley, T, Iowa	2017-20	9	Sisson, Scott, K, Georgia Tech	1996	13	Torretta, Gino, QB, Miami (FL)	1993
56	Reilly, Mike, LB, Iowa	1969	35	Slaton, Mark, S, South Dakota	1987	94	Trattou, Justin, DE, Florida	2013-16
83/89	Reisner, Allen, TE, Iowa	2011-12	1/2	Sloter, Kyle, QB, Northern Colorado	2017-18, '21	11	Treadwell, Laquan, WR, Mississippi	2016-19
67/74	Remmers, Mike, T, Oregon State	2013, '17-18	74	Smiley, Larry, DE, Texas Southern	1973	33	Triplett, Mel, RB, Toledo	1961-62
14	Renfroe, Gilbert, QB, Tennessee St.	1990	71	Smith, Andre, T, Alabama	2016	32	Truelove, Tony, RB, Livingston	1987
19	Rentzel, Lance, WR, Oklahoma	1965-66	59	Smith, Cameron, LB, USC	2019	89	Truitt, Olanda, WR, Mississippi St.	1993
7	Revez, Fuad, K, Tennessee	1990-95	30	Smith, Cedric, RB, Florida	1990	59	Trusnik, Jason, LB, Ohio Northern	2015
82	Reynaud, Darius, WR, West Virginia	2008-09	25	Smith, Daryl, CB, North Alabama	1989	98/95	Tuaoilo, Esera, DT, Oregon St.	1992-96
29	Rhodes, Xavier, CB, Florida State	2013-19	24	Smith, Dwight, S, Akron	2006-07			

38	Tucker, Bob, TE, Bloomsburg St.	1977-80	60	Withrow, Cory, C, Washington State	1999-05
27	Turner, John, S, Miami	1978-83;85;87	78	Witzmann, Bryan, T, South Dakota State	2018
24	Turner, Maurice, RB, Utah St.	1984-85	44	Wofford, James, RB, UNLV	2002
61	Turner, Mike, T, Louisiana St.	1987	73	Wolfley, Craig, G, Syracuse	1990-91
U U U					
95	Udeze, Kenechi, DE, USC	2004-08	33	Womack, Jeff, RB, Memphis St.	1987
74	Udoh, Olisaemeka, T/G, Elon	2019-	52	Wong, Kailee, LB, Stanford	1998-01
53	Ulmer, Artie, LB, Valdosta St.	1997	98	Wonnum, D.J., DE, South Carolina	2020-
V V V					
11/15	VanderKelen, Ron, QB, Wisconsin	1963-67	5	Wood, Mike, P, Missouri State	1978
37	Vanhorse, Sean, CB, Howard	1996	23	Woods, Xavier, S, Louisiana Tech	2021
25	Vargo, Larry, S, Detroit	1964-65	99	Wootton, Corey, DE, Northwestern	2014
69	Vaughn, Ruben, DT, Colorado	1984	23	Word, Barry, RB, Virginia	1993
71	Vella, John, T, USC	1980	95	Worthen, Shawn, DT, TCU	2001
63	Vellone, Jim, G, USC	1966-70	59	Wright, Fearon, LB, Rhode Island	2001
59	Vigil, Nick, LB, Utah State	2021	22	Wright, Felix, S, Drake	1991-92
43	Vilain, Luiji, OLB, Wake Forest	2022-	17	Wright, Jarius, WR, Arkansas	2012-17
83	Voigt, Stu, TE, Wisconsin	1970-80	23	Wright, Jeff, S, Minnesota	1971-78
W W W					
88	Waddy, Bill, WR, Colorado	1984	20	Wright, Kenny, CB, Northwestern St.	1999-01
19	Wade, Bobby, WR, Arizona	2007-08	43	Wright, Nate, CB, San Diego St.	1971-80
31	Wagoner, Dan, S, Kansas	1984	14	Wright, Ryan, P, Tulane	2022-
54	Waiters, Van, LB, Indiana	1992	97	Wynms, Ellis, DT, Mississippi St.	2008
39	Walden, Bobby, P, Georgia	1964-67	3	Wynn, Spergon, QB, SW Texas St.	2001
49	Walker, Adam, RB, Carthage	1987	Y Y Y		
26	Walker, Denard, CB, LSU	2003	91	Yakovonis, Ray, DT, E. Stroudsburg	1980-83
41	Walker, Frank, CB, Tuskegee	2010	66	Yankey, David, G, Stanford	2014
34	Walker, Herschel, RB, Georgia	1989-91	52/66	Yarbrough, Eddie, LB, Wyoming	2019-20, '21
6	Walker, Jay, QB, Howard	1996-97	73	Yary, Ron, T, USC	1968-81
93	Walker, Jimmy, DT, Arkansas	1987	50	Yates, Max, LB, Marshall	2003-04
25	Wallace, Jackie, CB, Arizona	1973-74	34	Young, Albert, RB, Iowa	2009-10
11	Wallace, Mike, WR, Mississippi	2015	34	Young, Jim, RB, Queens Ontario	1965-66
3	Walsh, Blair, K, Georgia	2012-16	34	Young, Rickey, RB, Jackson St.	1978-83
81	Walsh, Chris, WR, Stanford	1994-02	72	Youso, Frank, T, Minnesota	1961-62
82	Walters, Troy, WR, Stanford	2000-01	Z Z Z		
72	Ward, John, G/DT, Oklahoma State	1970-75	51	Zaunbrecher, Godfrey, C, LSU	1971-73
59	Warwick, Lonnie, LB, Tenn. Tech	1965-72	65	Zimmerman, Gary, T, Oregon	1986-92
20	Washington, Dewayne, CB, N.C. State	1994-97	15	Zylstra, Brandon, WR, Concordia (MN)	2018
84	Washington, Gene, WR, Michigan State	1967-72			
80	Washington, Harry, WR, Colorado State	1978			
96	Washington, Keith, DE, UNLV	1995			
96	Watts, Arnon, DT, Arkansas	2019-21			
58	Watts, Brandon, LB, Georgia Tech	2014-15			
26	Waynes, Trae, CB, Michigan State				
2015-19					
91	Weatherly, Stephen, DE, Vanderbilt	2016-19, '21			
69/73	Webb, J'Marcus, T, West Texas AGM	2013-14			
14	Webb, Joe, QB/WR, UAB	2010-13			
68	Webster, Kevin, C, Northern Iowa	1987			
32	Welborne, Tripp, S, Michigan	1992			
66	Welch, Thomas, T, Vanderbilt	2010			
15	Wells, Mike, QB, Illinois	1973-74			
72	Wentworth, Austin, G, Fresno State	2014			
40	West, Charlie, S, Texas-El Paso	1968-73			
35	West, Ronnie, WR, Pittsburgh State	1992			
12	Westbrook, Dede, WR, Oklahoma	2021			
92	Westbrooks, David, DE, Howard	1990			
37	Wheeler, Leonard, CB, Troy St.	1997			
82	Whitaker, Danta, TE, Miss. Valley State	1992			
27	Whitaker, Ronyell, CB, Virginia Tech	2006-07			
62	White, Brad, DT, Tennessee	1987			
62	White, Ed, G, California	1969-77			
72	White, James, DT, Oklahoma State	1976-83			
97	White, Jose, DT, Howard	1995			
85	White, Sammy, WR, Grambling	1976-86			
51	Whitley, Benton, LB, Holy Cross	2022-			
65	Whittle, Jason, C, SW Missouri State	2006			
85	Wiggins, Jermaine, TE, Georgia	2004-06			
41	Wilcots, Solomon, S, Colorado	1991			
6	Wile, Matt, P, Michigan	2018			
94	Wiley, Chuck, DE, LSU	2002-04			
79	Willekes, Kenny, DE, Michigan State	2021-22			
82	Williams, A.D., WR, Pacific	1961			
98	Williams, Ben, DE, Minnesota	1998			
29	Williams, Brian, CB, North Carolina State	2002-05			
23	Williams, Jeff, RB, Oklahoma State	1966			
58	Williams, Jimmy, LB, Nebraska	1990-91			
93	Williams, Kevin, DT, Oklahoma St.	2003-13			
20	Williams, Madieu, S, Maryland	2008-10			
21/20	Williams, Moe, RB, Kentucky	1996-00;02-05			
94	Williams, Pat, DT, Texas AGM	2005-10			
25	Williams, Tank, S, Stanford	2006-07			
94	Williams, Tony, DT, Memphis	1997-00			
44	Williams, Walt, CB, New Mexico St.	1981-82			
19/82	Williamson, Troy, WR, So. Carolina	2005-07			
80	Willis, Leonard, WR, Ohio State	1976			
59/54	Wilson, Antonio, LB, TX AGM-Comm.	2000-02			
27	Wilson, Brett, RB, Illinois	1987			
24	Wilson, David, S, California	1992			
50	Wilson, Eric, LB, Cincinnati	2017-20			
24	Wilson, Tom, RB, No College	1963			
11	Wilson, Wade, QB, East Texas St.	1981-91			
45	Wilson, Wayne, RB, Shepherd	1986			
26	Winfield, Antoine, CB, Ohio St.	2004-12			
36	Winfrey, Carl, LB, Wisconsin	1971			
60	Winston, Roy, LB, LSU	1962-76			
29	Wise, Phil, S, Nebraska-Omaha	1977-79			
79	Wisne, Jerry, T, Notre Dame	2001			

VIKINGS ALL-TIME DRAFTS

1961 (Drafted 1st)

1. **TOMMY MASON** (1st overall), RB, Tulane
2. **RIP HAWKINS** (15), LB, North Carolina
3. **FRAN TARKENTON** (29), QB, Georgia
4. **CHUCK LAMSON** (43), DB, Wyoming
5. **ED SHAROCKMAN** (57), DB, Pittsburgh
6. **GERALD BURCH** (71), WR, Georgia
7. **ALLEN FERRIE** (85), WR, Wagner
8. **PAUL LINDQUIST** (99), T, New Hampshire
9. **DAN SHEEHAN** (113), T, Tenn.-Chattanooga
10. **DOUG MAYBERRY** (127), RB, Utah
11. **JERRY MAYS** (141), T, SMU
12. **STEVE STONEBREAKER** (155), LB, Detroit
13. **RAYMOND HAYES** (169), RB, Cent. Oklahoma
14. **KEN PETERSON** (183), T, Utah
15. **MIKE MERCER** (197), K, Arizona State
16. **TED KARPOWICZ** (211), RB, Detroit
17. **WILLIE JONES** (225), RB, Purdue
18. **BOB VOIGHT** (239), T, Los Angeles State
19. **BILL HILL** (253), RB, Presbyterian
20. **MIKE MCFARLAND** (267), QB, Western Illinois

1962 (Drafted 2nd)

1. NO CHOICE, traded to New York for George Shaw.
2. NO CHOICE, traded, along with 11th rounder, to Cleveland for Jim Prestel, Jim Marshall, Dick Grecni, Jamie Caleb, Billy Gault and Paul Dickson.
3. **BILL MILLER** (30), WR, Miami
4. **ROY WINSTON** (45), LB, LSU
5. NO CHOICE, traded to New York for Mel Triplett, Bob Schnelker, and B. Schmidt.
6. **LARRY BOWIE** (73), G, Purdue
7. NO CHOICE, traded to Philadelphia in Jerry Reichow trade.
8. **PAUL WHITE** (101), RB, Buffalo
9. **MARSHALL SHIRK** (114), T, UCLA
10. NO CHOICE, traded to Cleveland for Bob Denton.
11. NO CHOICE, traded to Cleveland along with 2nd rounder in 1962.
12. **GARY FALLON** (157), RB, Syracuse
13. **ROGER VAN CLEEF** (170), T, SW Oklahoma
14. **PAT RUSS** (185), T, Purdue
15. **LARRY GUILFORD** (198), RB, Pacific
16. **JOHN CONTOULIS** (213), T, Connecticut
17. **RON STALEY** (226), WR, Wisconsin
18. **JUNIOR HAWTHORNE** (241), T, Kentucky
19. **TOMMY MINTER** (254), RB, Baylor
20. **TERRY CAGAANEN** (269), RB, Utah State

1963 (Drafted 3rd)

1. **JIM DUNAWAY** (3), DT, Mississippi
2. **BOBBY BELL** (16), LB, Minnesota
3. **RAY POAGE** (31), WR, Texas
4. **PAUL FLATLEY** (44), WR, Northwestern
5. **GARY KALTENBACH** (59), G, Pittsburgh
6. NO CHOICE, traded to Cleveland for T. Franckhauser, F. Cox, C. Ferguson and E. Linden.
7. NO CHOICE, traded to New York for Jim Leo.
8. **JIM O'MAHOONEY** (100), LB, Miami
9. **BOB HOOVER** (115), RB, Florida
10. **TERRY KOSENS** (128), RB, Hofstra
11. **JOHN CAMPBELL** (143), LB, Minnesota
12. **JOHN SKLOPAN** (156), RB, Southern Miss.
13. **DAVE O'BRIEN** (171), G, Boston College
14. **RALPH FERRISI** (184), RB, So. Conn. St.
15. **JOHN MURIO** (199), WR, Whitworth
16. **REX MIRICH** (212), T, Arizona. St.-Flagstaff
17. **TOM MUNSEY** (227), RB, Concordia
18. **TOM McINTYRE** (240), T, St. John's
19. **FRANK HORVATH** (255), RB, Youngstown
20. **MAILON KENT** (268), QB, Auburn

1964 (Drafted 6th)

1. **CARL ELLER** (6), DE, Minnesota
2. **HAL BEDSOLE** (19), TE, USC
3. **GEORGE ROSE** (34), DB, Auburn
4. (A) NO CHOICE, traded to Chicago for Bill Brown.
4. (B) **TOM KEATING** (53), T, Michigan, from N.Y. Giants as part of Hugh McElhenny trade.
5. **JOHN KIRBY** (62), LB, Nebraska
6. **BOB LACEY** (75), WR, North Carolina
7. **WES BRYANT** (90), T, Arkansas
8. **BILL McWATTERS** (103), RB, North Texas St.
9. **DARRELL LESTER** (118), RB, McNeese
10. NO CHOICE, traded to L.A. Rams for Tom Wilson.
11. **H.O. ESTES** (146), G, East Central Okla.
12. **WALTER SANDS** (159), WR, Texas

13. **RUSS VOLLMEYER** (174), DB, Memphis St.
14. **TOM MICHEL** (187), RB, East Carolina
15. **MONTE KIFFIN** (202), T, Nebraska
16. **CARLTON OATES** (215), DE, Florida A&M
17. **JERRY McCLURG** (230), DE, Colorado
18. **CARL ROBINSON** (243), DT, Prairie View
19. **DICK SCHOTT** (258), DE, Louisville
20. **MILT SUNDE** (271), G, Minnesota

1965 (Drafted 8th)

1. **JACK SNOW** (8), WR, Notre Dame
2. (A) **ARCHIE SUTTON** (15), T, Illinois, from N.Y. Giants as part of the Hugh McElhenny trade.
2. (B) **LANCE RENTZEL** (23), RB, Oklahoma
3. NO CHOICE, traded to Pittsburgh for Bob Ferguson.
4. (A) **JIM WHALEN** (51), WR, Boston Coll.
4. (B) **JIM HARRIS** (55), DT, Utah State, from Cleveland for Mike Bundra.
5. NO CHOICE, traded to Detroit for Tom Hall and Bruce Zellmer.
6. **JIM GRISHAM** (79), RB, Oklahoma
7. NO CHOICE, traded to Detroit for Mike Bundra and Larry Vargo.
8. (A) **JOHN HANKINSON** (100), QB, Minnesota, from San Francisco for Roy Williams.
8. (B) **JEFF JORDAN** (107), DB, Tulsa
9. **FRANK McCLENDON** (120), DT, Alabama
10. **JERRY SCHWEIGER** (135), T, Superior St.
11. **JOHN THOMAS** (148), WR, USC
12. **MIKE TILLEMANN** (163), DT, Montana
13. **DAVE OSBORN** (176), RB, North Dakota
14. **MAX LEETZOW** (191), DE, Idaho
15. **PHIL MORGAN** (204), RB, East Tenn.
16. **PAUL LABINSKI** (219), DT, St. John's
17. **VERAN SMITH** (232), LB, Utah State
18. **RICHARD KOTITE** (247), WR, Wagner
19. **ELLIS JOHNSON** (260), RB, SE Louisiana
20. **COSMO IACAVAZZI** (275), RB, Princeton

1966 (Drafted 7th)

1. **JERRY SHAY** (7), DT, Purdue
2. **JIM LINDSEY** (27), RB, Arkansas
3. **DON HANSEN** (42), LB, Illinois
4. **RON ACKS** (57), DB, Illinois
5. (A) **DOUG DAVIS** (72), T, Kentucky
5. (B) **BOB HALL** (76), DB, Brown, from Chicago for Palmer Pyle.
6. (A) **WIBER AYLOR** (83), T, S.W. Texas St., from N.Y. Giants for Bill Swain.
6. (B) NO CHOICE, traded to Detroit for Mike Bundra and Larry Vargo.
7. **BOB MEERS** (106), WR, Massachusetts
8. NO CHOICE, traded to Baltimore for the rights to Larry Kramer.
9. **RON GREEN** (134), WR, North Dakota
10. NO CHOICE, traded to Detroit for Gary Lowe.
11. **STAN QUINTANA** (162), DB, New Mexico
12. **BOB PETRELLA** (181), DB, Tennessee
13. **LARRY MARTIN** (195), T, San Diego St.
14. **HOWARD TWILLEY** (209), WR, Tulsa
15. **HUGH WRIGHT** (223), RB, Adams State
16. **JIM WILLIAMS** (237), DB, Arkansas
17. **MONROE BEARD** (256), WR, Virginia Union
18. **DALE GRECO** (270), T, Illinois
19. **JESSE STOKES** (284), DB, Corpus Christi
20. NO CHOICE, traded to Philadelphia for Billy Ray Barnes.

1967 (Drafted Alternately 8th and 7th)

1. (A) **CLINTON JONES** (2), RB, Michigan State, from NY Giants as part of the Tarkenton trade.
1. (B) **GENE WASHINGTON** (8), WR, Michigan State
1. (C) **ALAN PAGE** (15), DT, Notre Dame. Choice from L.A. Rams for Hal Bedsole, Tommy Mason and 2nd round draft choice in 1967.
2. **BOB GRIM** (28), WR, Oregon State. Choice from N.Y. Giants.
2. NO CHOICE, traded to LA Rams.
3. **EARL DENNY** (61), RB, Missouri
4. **ALVIN COLEMAN** (87), DB, Tenn. A&I
5. **KEN LAST** (115), WR, Minnesota
6. NO CHOICE, traded to Pittsburgh for Phil King.
7. **BOBBY BRYANT** (167), DB, South Carolina
8. NO CHOICE, traded to Pittsburgh for Dave Tobey.
8. **JOHN BEASLEY** (197), TE, California, Choice from Washington.
9. **BILL MORRIS** (219), G, Holy Cross
10. **PETE TATMAN** (244), RB, Nebraska
11. **BOB TRYGSTAD** (271), DT, Washington St.
12. **FRED CREMER** (296), DT, St. John's
13. **CHARLES HARDT** (323), DB, Tulsa
14. **JIM HARGROVE** (348), LB, Howard Payne
15. **JAMES SHEA** (375), DB, E. New Mexico
16. **GENE BEARD** (400), DB, Virginia Union
17. **DICK WAGONER** (427), DB, Bowling Green

1968 (Drafted 6th)

1. (A) **RON YARY** (1), T, USC, Choice from N.Y. Giants as part of Tarkenton trade.
1. (B) NO CHOICE, traded to New Orleans from Gary Cuozzo.
2. **CHARLIE WEST** (33), DB, Texas-El Paso
3. (A) NO CHOICE, traded to Pittsburgh for Brady Keys.
3. (B) **MIKE MCGILL** (76), LB, Notre Dame. Choice from Dallas for Lance Rentzel.
4. **MIKE FREEMAN** (89), DB, Fresno State
5. NO CHOICE, traded to Washington for Bob Breitenstein.
6. **BOB GOODRIDGE** (144), WR, Vanderbilt
7. (A) **OSCAR REED** (167), RB, Colorado State, Choice from Atlanta for Ron VanderKelen.
7. (B) **LENNY SNOW** (171), RB, Georgia Tech
8. **HANK URBANOWICZ** (198), DT, Miami
9. **MIKE DONOHUE** (225), TE, San Francisco
10. **TOM SAKAL** (250), DB, Minnesota
11. **BILL HAAS** (279), WR, Omaha
12. **HOWIE SMALL** (308), C, Rhode Island
13. **DICK WHERRY** (333), WR, Northern St.
14. **DON EVANS** (360), T, Arkansas AM&N
15. **JIM HAYNIE** (387), QB, West Chester St.
16. **LARRY KUCHARICH** (414), DB, Boston Coll.
17. (A) **BOB LEE** (441), QB, Pacific
17. (B) **BILL HULL** (445), G, Tennessee Tech, Choice from Detroit.

1969 (Drafted 17th)

1. NO CHOICE, traded to New Orleans from Gary Cuozzo.
2. (A) **ED WHITE** (39), G, California. Choice from N.Y. Giants as a part of Tarkenton trade.
2. (B) **VOLLY MURPHY** (43), WR, UTEP
3. NO CHOICE, traded to Philadelphia for Phil King.
4. **MIKE McCAFFREY** (95), LB, California
5. (A) **JIM BARNES** (106), G, Arkansas. Choice from Atlanta for Ron VanderKelen.
5. (B) **MIKE O'SHEA** (112), WR, Utah State. Choice from Pittsburgh for Bobby Walden.
5. (C) **CORNY DAVIS** (121), RB, Kansas St.
6. **MARION BATES** (148), DB, Tex. Southern
7. NO CHOICE, traded to Washington along with Marlin McKeever for Paul Krause.
8. **HARRISON WOOD** (199), WR, Washington
9. **TOM FINK** (225), G, Minnesota
10. **TOM McCAULEY** (253), WR, Wisconsin
11. **BRIAN DOWLING** (277), QB, Yale
12. **NOEL JENKE** (303), LB, Minnesota
13. **JIM MOYLAN** (329), DT, Texas Tech
14. **TOMMY HEAD** (355), C, S.W. Texas St.
15. **EUGENE MOSLEY** (381), TE, Jackson St.
16. NO CHOICE, traded to Detroit for 17th choice in 1968.
17. **WENDELL HOUSLEY** (433), DB, Texas A&M

1970 (Drafted 25th)

1. **JOHN WARD** (25), T, Oklahoma State
2. **BILL CAPPLEMAN** (51), QB, Florida St.
3. **CHUCK BURGOON** (77), LB, North Park
4. NO CHOICE, traded to New Orleans for Kent Kramer.
5. **GREG JONES** (129), RB, UCLA
6. NO CHOICE, traded to Pittsburgh for Tony Jeter.
7. **HAP FARBBER** (181), LB, Mississippi
8. **MIKE CARRROLL** (206), G, Missouri
9. **GEORGE MORROW** (233), DE, Mississippi
10. **STU VOIGT** (260), TE, Wisconsin
11. **GODFREY ZAUNBRECHER** (286), C, LSU
12. **JAMES HOLLAND** (311), DB, Jackson St.
13. **ROBERT PEARCE** (337), DB, S.F. Austin
14. **TOM SPINKS** (363), WR, Louisiana Tech
15. **BENNIE FRANCIS** (388), DE, Chadron
16. **BRUCE CERONE** (417), WR, Emporia St.
17. **BRIAN HEALY** (441), DB, Michigan

1971 (Drafted 24th)

1. **LEO HAYDEN** (24), RB, Ohio State
2. NO CHOICE, traded to Philadelphia as part of Norm Snead trade.
3. **EDDIE HACKETT** (76), WR, Alcorn A&M
4. **VINCE CLEMENTS** (102), RB, Connecticut
5. NO CHOICE, Choice traded to Pittsburgh for Kent Nix.
6. NO CHOICE, traded to Philadelphia for Norm Snead.
7. **GENE MACK** (180), LB, Texas-El Paso
8. **JOHN FARLEY** (208), DE, J.C. Smith
9. **TIM SULLIVAN** (232), RB, Iowa
10. **CHRIS MORRIS** (258), G, Indiana
11. **MIKE WALKER** (284), LB, Tulane
12. **REGGIE HOLMES** (310), DB, Stout State
13. **BENNY FRY** (336), C, Houston
14. **JIM GALLAGHER** (362), LB, Yale
15. **JEFF WRIGHT** (388), DB, Minnesota

- 16. GREG EDMONDS (413), WR, Penn State
- 17. KEN DUNCAN (439), P, Tulsa

1972 (Drafted 24th)

- 1. **(A) JEFF SIEMON** (10), LB, Stanford. Choice from New England for Joe Kapp.
- 1. (B) NO CHOICE, traded to NY Giants as a part of Tarkenton trade.
- 2. **ED MARINARO** (50), RB, Cornell
- 3. **(A) BART BUETOW** (59), T, Minnesota, Choice from Green Bay for the rights to Z. Bratkowski.
- 3. (B) NO CHOICE, traded to Philadelphia as part of the Norm Snead trade.
- 4. NO CHOICE, traded to Denver for Al Denson.
- 5. NO CHOICE, traded to LA Rams for Ted Provost.
- 6. **AMOS MARTIN** (154), LB, Louisville
- 7. **BILL SLATER** (181), DE, Western Michigan
- 8. **CALVIN DEMERY** (206), WR, Arizona A&M
- 9. **CHARLES GOODRUM** (232), G, Florida A&M
- 10. **WILLIE ALDRIDGE** (258), RB, South Carolina St.
- 11. **WILLIE MCKELTON** (284), DB, Southern
- 12. **BOB BANAUUGH** (310), DB, Montana St.
- 13. **FRANKLIN ROBERTS** (336), RB, Alcorn A&M
- 14. **MARV OWENS** (361), RB, San Diego St.
- 15. **MIKE SIVERT** (388), G, East Tennessee St.
- 16. **NEIL GRAFF** (414), QB, Wisconsin
- 17. **DICK SCHMALZ** (440), WR, Auburn

1973 (Drafted Alternately 12th,13th,14th)

- 1. **CHUCK FOREMAN** (12), RB, Miami
- 2. **(A) JACKIE WALLACE** (34), DB, Arizona, Choice from St. Louis in John Gilliam for Gary Cuozzo trade.
- 2. (B) NO CHOICE, Traded to NY Giants as a part of Tarkenton trade.
- 3. **JIM LASH** (65), WR, Northwestern
- 4. **(A) MIKE WELLS** (80), QB, Illinois, Choice from Philadelphia in Bill Cappelman trade.
- 4. (B) NO CHOICE, traded to Kansas City for Mike Eischeid.
- 5. **BRENT MCCLANAHAN** (118), RB, Arizona St.
- 6. **(A) DOUG KINGSRITER** (139), TE, Minnesota, Choice from New Orleans along with 1974 4th choice for Bob Brown.
- 6. (B) **FRED ABBOTT** (143), LB, Florida
- 7. **JOSH BROWN** (168), RB, S.W. Texas St.
- 8. **CRAIG DARLING** (196), T, Iowa
- 9. **LARRY DIBBLES** (221), DE, New Mexico
- 10. (A) **RANDY LEE** (236), P, Tulane, Choice from Philadelphia for Bill Cody.
- 10. (B) **DAVE MASON** (246), DB, Nebraska
- 11. **GEARY MURDOCK** (274), T, Iowa State
- 12. **ALAN SPENCER** (299), WR, Pittsburg St.
- 13. **RON JUST** (324), G, Minot State
- 14. **EDDIE BISHOP** (352), DB, Southern
- 15. **TONY CHANDLER** (377), RB, Missouri Valley
- 16. **LARRY SMILEY** (402), DE, Texas Southern
- 17. **DAVE WINFIELD** (429), TE, Minnesota

1974 (Drafted 25th)

- 1. **(A) FRED McNEILL** (17), LB, UCLA, Choice from Atlanta along with Bob Berry for Bob Lee and Lonnie Warwick.
- 1. **(B) STEVE RILEY** (25), T, USC
- 2. **(A) JOHN HOLLAND** (29), WR, Tennessee State. Choice from San Diego along with 3rd choice for C. Jones and C. Gersbach.
- 2. **(B) MATT BLAIR** (51), LB, Iowa State
- 3. **(A) STEVE CRAIG** (64), TE, Northwestern. Choice from San Diego.
- 3. **(B) SCOTT ANDERSON** (77), C, Missouri
- 4. **(A) MIKE TOWNSEND** (86), DB, Notre Dame, Choice from New Orleans as part of Bob Brown trade.
- 4. (B) NO CHOICE, traded to Cincinnati for Steve Lawson.
- 5. (A) **JAMES FERGUSON** (120), DB, Stanford, Choice from Denver along with Rod Sherman for Gene Washington.
- 5. (B) NO CHOICE. Choice from Los Angeles for Charles Stukes. Choice traded to Philadelphia for Ron Porter.
- 5. (C) Choice traded to Baltimore for Charles Stukes in 1973.
- 6. **MARK KELLAR** (155), RB, No. Illinois
- 7. **FRED TABRON** (181), RB, S.W. Missouri
- 8. **BERL SIMMONS** (207), K, TCU
- 9. **SAM MCCULLUM** (232), WR, Montana St.
- 10. **BARRY REED** (259), RB, Peru State
- 11. **DAVID BOONE** (285), DE, E. Michigan
- 12. **RANDY POLTL** (311), DB, Stanford
- 13. **GARY KELLER** (337), DT, Utah
- 14. **ALAN DIXON** (363), RB, Harding
- 15. **KURT WACHTLER** (389), DT, St. John's
- 16. **JOHN GOEBEL** (415), RB, St. Thomas
- 17. **EARL GARRETT** (441), DB, Boston State

1975 (Drafted 25th)

- 1. **MARK MULLANEY** (25), DE, Colorado St.
- 2. **ART RILEY** (52), DT, USC
- 3. NO CHOICE, traded to New Orleans for Andy Maurer
- 4. **(A) HAROLD HENSON** (89), RB, Ohio St. Choice from Detroit for Charlie West.
- 4. (B) **BRUCE ADAMS** (103), WR, Kansas
- 5. **ROBERT MILLER** (129), RB, Kansas
- 6. **BUBBA BROUSSARD** (155), LB, Houston
- 7. **HENRY GREENE** (181), RB, Southern

- 8. **JOE HOLLIMON** (207), DB, Arkansas St.
- 9. **JOHN PASSANANTI** (233), G, W. Illinois
- 10. **NEIL CLABO** (258), P, Tennessee
- 11. **IKE SPENCER** (285), RB, Utah
- 12. **AUTRY BEAMON** (311), DT, East Texas St.
- 13. **MIKE HURD** (336), WR, Michigan State
- 14. **MIKE STRICKLAND** (363), RB, E. Michigan
- 15. **OLLIE BAKKEN** (388), LB, Minnesota
- 16. **TOM GOEDJEN** (414), K, Iowa State
- 17. **ADOLPH BELLIZARE** (441), RB, Penn St.

1976 (Drafted Alternately 25th and 26th)

- 1. **JAMES WHITE** (25), DT, Oklahoma State
- 2. **SAMMY WHITE** (54), WR, Grambling
- 3. **WES HAMILTON** (85), G, Tulsa
- 4. **LEONARD WILLIS** (118), WR, Ohio State
- 5. (A) **STEVE WAGNER** (133), DB, Wisconsin. Choice from Atlanta for Oscar Reed.
- 5. (B) **KEITH BARNETTE** (150), RB, Boston Coll.
- 6. **TERRY EGERDAHL** (180), WR/DB, Minnesota-Duluth.
- 7. **LARRY BRUNE** (206), DB, Rice
- 8. NO CHOICE, traded to New England along with 6th choice in 1977 for Doug Dumler.
- 9. **ISAAC HAGINS** (262), WR/RS, Southern
- 10. **BILL SALMON** (289), QB, Northern Iowa
- 11. **STEVE KRACHER** (318), RB, Montana St.
- 12. **ROBERT SPARKS** (345), DB, San Francisco St.
- 13. **GARY PAULSON** (372), DE, Colorado St.
- 14. **JEFF STAPLETON** (401), T, Purdue
- 15. **RON GROCE** (428), RB, Macalester
- 16. **RANDY HICKEL** (457), DB, Montana St.
- 17. **DICK LUKOWSKI** (484), DT, West Virginia

1977 (Drafted 27th)

- 1. **TOMMY KRAMER** (27), QB, Rice
- 2. **DENNIS SWILLEY** (55), G, Texas A&M
- 3. **TOM HANNON** (83), S, Michigan State
- 4. NO CHOICE, traded to Seattle along with Bob Lurtsema for Ahmad Rashad.
- 5. **KEN MOORE** (138), TE, Northern Illinois
- 6. NO CHOICE, traded to New England for Doug Dumler.
- 7. NO CHOICE, traded to Cincinnati for Orlando Nelson.
- 8. **CLINT STROZIER** (222), S, USC
- 9. **SCOTT STUDDWELL** (250), LB, Illinois
- 10. **DAN BEAVER** (278), K, Illinois
- 11. **KEITH HERTWIG** (306), WR, Arizona
- 12. **JIM KELLEHER** (335), RB, Colorado

1978 (Drafted Alternately 21st, 20th, 24th, 23rd, 22nd)

- 1. **RANDY HOLLOWAY** (21), DE, Pittsburgh
- 2. **JOHN TURNER** (48), CB, Miami
- 3. **WHIP WALTON** (75), LB, San Diego State
- 4. **JIM HOUGH** (100), C, Utah State
- 5. NO CHOICE, traded to the NY Giants for Bob Tucker.
- 6. NO CHOICE, traded to San Francisco for Nate Allen.
- 7. NO CHOICE, traded to Philadelphia for Bill Bradley.
- 8. **MIKE WOOD** (204), K, S.E. Missouri. Choice from Seattle for Amos Martin and Autry Beamon.
- 8. NO CHOICE, traded to NY Jets for Phil Wise in 1977.
- 9. **MIKE DEUTSCH** (240), P, Colorado St.
- 10. **HUGHIE SHAW** (272), RB, Texas A&M
- 11. **RON HARRIS** (299), RB, Colorado St.
- 12. **JEFF MORROW** (326), T, Minnesota

1979 (Drafted Alternately 16th and 17th)

- 1. **TED BROWN** (16), RB, North Carolina State
- 2. **DAVE HUFFMAN** (43), C, Notre Dame
- 3. Forfeited
- 4. **STEVE DILS** (97), QB, Stanford
- 5. **JERRY METER** (129), LB, Michigan
- 6. **JOE SENSER** (152), TE, West Chester St.
- 7. **BOB WINKEL** (181), DT, Kentucky
- 8. NO CHOICE, traded to Baltimore for Frank Myers.
- 9. **BILLY DIGGS** (236), WR, Winston-Salem
- 10. NO CHOICE, traded to NY Jets for Phil Wise.
- 11. **BRIAN NELSON** (291), WR, Texas Tech
- 12. **DAVID STEPHENS** (317), LB, Kentucky

1980 (Drafted Alternately 9th, 10th, 11th)

- 1. **DOUG MARTIN** (9), DT, Washington
- 2. **(A) WILLIE TEAL** (30), CB, LSU, Choice from San Francisco for 2nd and 3rd choice in 1980.
- 2. (B) NO CHOICE, traded to San Francisco for 2nd rounder in 1980.
- 3. (A) NO CHOICE, traded to San Francisco for 2nd rounder in 1980.
- 3. **(B) BRENT BOYD** (68), G/C, UCLA, Choice from New Orleans in Steve Riley trade.
- 4. **DENNIS JOHNSON** (92), LB, USC
- 5. **(A) DOUG PASCHAL** (121), RB, North Carolina
- 5. (B) **PAUL JONES** (122), RB, California, from New Orleans in Steve Riley trade.
- 6. **RAY YAKAVONIS** (148), DE, East Stroudsburg St.
- 7. **HENRY JOHNSON** (174), LB, Georgia Tech
- 8. NO CHOICE, traded along with Carl Eller to Seattle for Steve Niehaus.
- 9. **DENNIS MOSLEY** (232), RB/WR, Iowa
- 10. **KEN BROWN** (258), WR/RS, Nebraska

- 11. **SAM HARRELL** (288), RB, East Carolina
- 12. **THOMAS LANE** (315), S, Florida A&M

1981 (Drafted Alternately 18th, 17th, 16th)

- 1. NO CHOICE, traded to Baltimore for two 2nd and a 5th round choice in 1981.
- 2. **(A) MARDYE McDOLE** (39), WR, Mississippi, Choice from Baltimore for 1st choice in 1981.
- 2. **(B) ROBIN SENDLEIN** (45), LB, Texas
- 3. **(C) JARVIS REDWINE** (52), RB, Nebraska. Choice from Baltimore.
- 3. NO CHOICE, to New Orleans in Steve Riley trade.
- 3. **TIM IRWIN** (74), T, Tennessee, Choice from New England for Chuck Foreman.
- 4. **JOHN SWAIN** (101), DB, Miami (Fla.)
- 5. **WENDELL RAY** (123), DE, Missouri. Choice from Baltimore.
- 5. NO CHOICE, traded to New Orleans in Steve Riley trade.
- 6. NO CHOICE, traded to Miami for Jim Langer.
- 7. **DON SHAVER** (184), RB, Kutztown St.
- 8. **WADE WILSON** (210), QB/P, East Texas St.
- 9. NO CHOICE, traded to Seattle for Nick Bebout.
- 10. **JAMES MURPHY** (266), WR, Utah State
- 11. **WILLIAM STEPHANOS** (293), T, Boston Coll.
- 12. **BRIAN WILLIAMS** (320), TE, Southern

1982 (Drafted Alternately 7th, 11th, 10th, 9th, 8th, 7th)

- 1. **DARRIN NELSON** (7), RB, Stanford
- 2. **TERRY TAUSCH** (39), T, Texas
- 3. NO CHOICE, traded to New Orleans for Tony Galbreath.
- 4. **JIM FAHNHORST** (92), LB, Minnesota
- 5. NO CHOICE, traded to Miami for Langer.
- 6. **GREG STORR** (147), LB, Boston College
- 7. **STEVE JORDAN** (179), TE, Brown
- 8. **KIRK HARMON** (206), LB, Pacific
- 9. **BRYAN HANNON** (233), S, Tennessee St.
- 10. **GERALD LUCEAR** (260), WR, Temple
- 11. **CURTIS ROUSE** (286), G, Chattanooga
- 12. **HOBSON MILNER** (318), RB, Cincinnati

1983 (Drafted Alternately 19th, 18th, 17th, 16th, 15th)

- 1. **JOEY BROWNER** (19), DB, USC
- 2. NO CHOICE, traded to Philadelphia for Charlie Johnson.
- 3. **WALKER LEE ASHLEY** (73), LB, Penn St.
- 4. **MARK RUSH** (100), RB, Miami (Fla.)
- 5. **MARK STEWART** (127), LB, Washington
- 6. **MIKE JONES** (159), WR, Tennessee St.
- 7. **CARL LEE** (186), DB, Marshall
- 8. **NORRIS BROWN** (213), TE, Georgia
- 9. **ROD ACHTER** (239), WR, Toledo
- 10. (A) **MELVIN BROWN** (255), DB, Mississippi, Choice from L.A. Rams for Ron Yary.
- 10. (B) **WALTER TATE** (266), C, Tennessee St.
- 11. **BRIAN BUTCHER** (298), G, Clemson
- 12. **MAURICE TURNER** (325), RB, Utah St.

1984 (Drafted Alternately 13th, 12th, 11th, 15th, 14th)

- 1. **KEITH MILLARD** (13), DE, Washington St.
- 2. NO CHOICE, traded to Houston for Archie Manning.
- 3. **ALFRED ANDERSON** (67), RB, Baylor
- 4. NO CHOICE, traded to Houston for Dave Casper.
- 5. NO CHOICE, traded to LA Raiders for 5th, 7th, and 11th choices in 1984.
- 5. **ALLEN RICE** (140), RB, Baylor, Choice from L.A. Rams.
- 6. **DWIGHT COLLINS** (154), WR, Pittsburgh
- 7. **(A) JOHN HAINES** (180), DT, Texas
- 7. (B) **LOYD LEWIS** (196), G, Texas A & I, Choice from L.A. Raiders.
- 8. **PAUL SVERCHECK** (208), DT, Cal Poly-SLO
- 9. **KEITH KIDD** (235), WR, Arkansas
- 10. **JAMES SPENCER** (268), LB, Oklahoma St.
- 11. (A) **EDGAR PICKETT** (295), LB, Clemson
- 11. (B) **LAWRENCE THOMPSON** (308), WR, Miami (Fla.), Choice from LA Raiders.
- 12. **MIKE A. JONES** (321), RB, No. Carolina A&T

1985 (Drafted Alternately 2nd, 3rd)

- 1. (A) NO CHOICE, traded to Atlanta for 1st and 3rd choice in 1985.
- 1. **(B) CHRIS DOLEMAN** (4), LB, Pittsburgh. Choice from Atlanta.
- 2. **ISSIAC HOLT** (30), CB, Alcorn St.
- 3. **(A) KIRK LOWDERMILK** (59), C, Ohio St.
- 3. **(B) TIM MEAMBER** (60), LB, Washington. Choice from Atlanta.
- 3. (C) **TIM LONG** (66), T, Memphis State, Choice from San Diego for John Turner.
- 4. **(A) GEORGE "Buster" RHYMES** (85), WR, Oklahoma
- 4. **(B) KYLE MORRELL** (106), S, BYU, Choice from LA Rams for Steve Dils.
- 5. **MARK MacDONALD** (115), G, Boston College
- 6. **(A) STEVE BONO** (142), QB, UCLA
- 6. **(B) TIM NEWTON** (164), NT, Florida. Choice from L.A. Raiders for Brad Van Pelt.
- 7. NO CHOICE, traded to Green Bay for Jan Stenerud.
- 8. **NIKITA BLAIR** (198), LB, Texas El Paso
- 9. **JAIME COVINGTON** (227), RB, Syracuse
- 10. **JUAN JOHNSON** (254), WR, Langston

11. TIM WILLIAMS (283), DB, North Carolina A&T
12. BYRON JONES (310), DT, Tulsa

1986 (Drafted Alternately 9th, 8th, 7th, 11th, 10th)

1. (A) GERALD ROBINSON (14), DE, Auburn. Choice from San Diego.
1. (B) NO CHOICE, traded to San Diego for San Diego's 1st and 3rd choice in 1986.
2. (A) NO CHOICE, traded to N.Y. Giants for Gary Zimmerman.
2. (B) NO CHOICE, traded to Miami for Anthony Carter.
2. (C) Choice from L.A. Raiders for Brad Van Pelt trade to NY Giants for Gary Zimmerman.
3. NO CHOICE, traded to San Diego.
4. JOE PHILLIPS (93), DT, SMU
5. HASSAN JONES (120), WR, Florida St.
6. THOMAS ROOKS (147), RB, Illinois
7. CARL HILTON (179), TE, Houston
8. GARY SCHIPPANG (206), T, West Chester St.
9. MIKE SLATON (232), DB, South Dakota
10. JOE CORMIER (259), TE/WR, USC
11. JOHN ARMSTRONG (286), WR, Richmond
12. JESSE SOLOMON (318), LB, Florida St.

1987 (Drafted 16th)

1. (A) D.J. DOZIER (14), RB, Penn State. Choice from Miami for 1st and 5th choices in 1987.
1. (B) NO CHOICE, traded to Miami.
2. RAY BERRY (44), LB, Baylor
3. HENRY THOMAS (72), NT, LSU
4. REGGIE RUTLAND (100), S, Georgia Tech
5. NO CHOICE, traded to Miami.
6. GREG RICHARDSON (156), WR/KR, Alabama
7. NO CHOICE, traded to Seattle for John Harris.
8. RICK FENNEY (211), RB, Washington
9. LEONARD JONES (239), S, Texas Tech
10. ROBERT RILEY (267), T Indiana
11. BRENT PEASE (295), QB, Montana
12. KEITH WILLIAMS (323), DT, Florida

1988 (Drafted Alternately 19th, 15th, 16th, 17th, 18th)

1. RANDALL McDANIEL (19), G, Arizona St.
2. (A) NO CHOICE, to Denver for Denver's 2nd, 4th, and 6th choices in 1988.
2. (B) BRAD EDWARDS (54), S, South Carolina, Choice from Denver.
3. AL NOGA (71), DT, Hawaii
4. (A) NO CHOICE, to New England along with 11th choice in Rich Gannon trade.
4. (B) TODD KALIS (108), G, Arizona State. Choice from Denver.
5. DARRELL FULLINGTON (124), S, Miami
6. (A) NO CHOICE, traded to Miami for Greg Koch.
6. (B) DERRICK WHITE (164), CB, Oklahoma. Choice from Denver.
7. BRAD BECKMAN (183), TE, Nebraska-Omaha
8. JOE CAIN (210), LB, Oregon Tech
9. PAUL MCGOWAN (237), LB, Florida State
10. BRIAN HABIB (264), DT, Washington
11. NORMAN FLOYD (296), S, South Carolina. Choice from New England for 9th rounder in 1989.
11. NO CHOICE, traded to New England in Rich Gannon trade.
12. NO CHOICE, traded to NY Giants.

1989 (Drafted 24th)

1. NO CHOICE, traded to Pittsburgh for Mike Merriweather.
2. DAVID BRAXTON (52), LB, Wake Forest
3. JOHN HUNTER (80), T, BYU
4. DARRYL INGRAM (108), TE, California
5. Exercised in 1988 Supplemental Draft for Ryan Bethea, WR, South Carolina.
6. JEFF MICKEL (163), T, E. Washington
7. BENJI ROLAND (191), NT, Auburn
8. ALEX STEWART (219), DE, Cal. State-Fullerton
9. NO CHOICE, traded to New England for 11th choice in 1988.
10. NO CHOICE, traded to Miami for Greg Koch.
11. BRAD BAXTER (303), RB, Alabama State
12. (A) SHAWN WOODSON (331), LB, James Madison
12. (B) EVERETT ROSS (335), WR/KR, Ohio State, Choice from LA Raiders for 11th choice in 1990.

1990 (Drafted Alternately 23rd, 22nd, 21st)

1. NO CHOICE, traded to Dallas in Herschel Walker trade.
2. NO CHOICE, traded to Dallas in Herschel Walker trade.
3. (A) MIKE JONES (54), TE, Texas A&M, Choice from Dallas in Herschel Walker trade.
3. (B) MARION HOBBY (74), DE, Tennessee
4. ALONZO HAMPTON (104), CB, Pittsburgh
5. (A) REGGIE THORNTON (116), WR, Bowling Green, Choice from San Diego through Dallas in Herschel Walker trade.
5. (B) CEDRIC SMITH (131), RB Florida
6. NO CHOICE, traded to Dallas in Herschel Walker trade.
7. JOHN LEVELIS (188), LB, C.W. Post
8. CRAIG SCHLICHTING (214), DE, Wyoming
9. TERRY ALLEN (241), RB, Clemson
10. (A) PAT NEWMAN (249), WR, Utah St., Choice from Dallas in Herschel Walker trade.

10. (B) DONALD SMITH (271), CB, Liberty
11. NO CHOICE, traded to LA Raiders for 12th choice in 1989.
12. RON GOETZ (324), LB, Minnesota

1991 (Drafted Alternately 12th, 11th, 10th, 9th, 8th, 7th)

1. NO CHOICE, traded to Dallas in Herschel Walker trade.
2. NO CHOICE, traded to Dallas in Herschel Walker trade.
3. (A) CARLOS JENKINS (65), LB, Michigan St.
3. (B) JAKE REED (68), WR, Grambling, Choice from Dallas in Herschel Walker trade.
4. RANDY BALDWIN (92), RB, Mississippi
5. CHRIS THOME (119), C/G, Minnesota
6. NO CHOICE, traded to L.A. Raiders.
6. TODD SCOTT (163), S, SW Louisiana, Choice from LA Raiders.
7. (A) SCOTT REAGAN (179), DT, Humboldt
7. (B) TRIPP WELBORNE (180), S, Michigan. Choice from LA Raiders.
8. REGGIE JOHNSON (206), DE, Arizona
9. GERALD HUDSON (232), RB, Oklahoma State
10. BRADY PIERCE (259), T, Wisconsin
11. IVAN CAESAR (286), LB, Boston College
12. DARREN HUGHES (313), WR, Carson-Newman

1992 (Drafted Alternately 13th, 12th, 15th, 14th)

1. NO CHOICE, to Dallas in Herschel Walker trade.
2. ROBERT HARRIS (39), DE, Southern. Choice from Seattle in Keith Millard trade.
2. NO CHOICE, to Dallas in Herschel Walker trade.
3. NO CHOICE, to Dallas in Herschel Walker trade.
4. ROY BARKER (98), DT, North Carolina
5. ED McDANIEL (125), LB, Clemson
6. MIKE GADDIS (152), RB, Oklahoma
7. DAVID WILSON (183), S, California
8. LUKE FISHER (210), TE, East Carolina
9. (A) BRAD JOHNSON (227), QB, Florida St., Choice from Tampa Bay in Jimmy Williams trade.
9. (B) RONNIE WEST (237), WR, Pittsburgh St
10. BRAD CULPEPPER (264), DT, Florida
11. CHARLES EVANS (295), RB, Clark
12. JOE RANDOLPH (322), WR, Elon

1993 (Drafted Alternately 21st, 24th, 23rd, 22nd, 21st, 20th)

1. ROBERT SMITH (21), RB, Ohio St.
2. QADRY ISMAIL (52), WR, Syracuse
3. (A) JOHN GERAK (57), G, Penn St., Choice from Seattle in Keith Millard trade.
3. (B) GILBERT BROWN (79), DT, Kansas
4. ASHLEY SHEPPARD (106), LB, Clemson
5. EVERETT LINDSAY (133), T, Mississippi
6. NO CHOICE, traded to Washington for George Hinkle and Joe Johnson.
7. GINO TORRETTA (192), QB, Miami
8. NO CHOICE, traded to San Francisco for Keith Henderson.

1994 (Drafted Alternately 19th, 18th, 17th, 16th, 20th)

1. (A) DEWAYNE WASHINGTON (18), CB, North Carolina St. Choice from Denver in Gary Zimmerman trade.
1. (B) TODD STEUSSIE (19), T, California
2. (A) DAVID PALMER (40), WR/RB, Alabama. Choice from Atlanta in Chris Doleman trade.
2. (B) NO CHOICE. Compensation choice to Atlanta in Chris Doleman trade.
2. (C) NO CHOICE. To LA Raiders for 2nd and 4th choices in 1994.
2. (D) FERNANDO SMITH (55), DE, Jackson St. Choice from L.A. Raiders in exchange of draft picks.
3. NO CHOICE. To Pittsburgh in Adrian Cooper trade.
4. (A) NO CHOICE. To Houston in W. Moon trade.
4. (B) MIKE WELLS (125), DT, Iowa. Choice from LA Raiders in exchange of draft picks.
5. (A) SHELLY HAMMONDS (134), CB, Penn State. Choice from Washington in Rich Gannon trade.
5. (B) NO CHOICE. To Kansas City in Barry Word trade.
6. (A) ANDREW JORDAN (179), TE, Western Carolina. Choice from Denver in Gary Zimmerman trade.
6. (B) NO CHOICE. To Pittsburgh in Adrian Cooper trade.
7. PETE BERCICH (211), LB, Notre Dame

1995 (Drafted Alternately 24th, 23rd, 25th)

1. (A) DERRICK ALEXANDER (11), DE, Florida State. Choice from Denver through Atlanta in Chris Doleman trade.
1. (B) KOREY STRINGER (24), T, Ohio State
2. (A) ORLANDO THOMAS (42), S, SW Louisiana. Choice from Denver in Gary Zimmerman trade.
2. (B) COREY FULLER (55), CB, Florida State
3. NO CHOICE. To Houston in Warren Moon trade.
4. (A) CHAD MAY (121), QB, Kansas St. Choice from Denver for 4th and 6th choices in 1995.
4. (B) NO CHOICE, traded to Denver.
5. JAMES STEWART (157), RB, Miami
6. (A) NO CHOICE, traded to Denver.
6. (B) JOHN SOLOMON (196), LB, Sam Houston State. Choice from NY Giants in Vencie Glenn trade.
7. (A) JOSE WHITE (232), DT, Howard
7. (B) JASON FISK (243), DT, Stanford. Compensatory Selection.

1996 (Drafted Alternately 16th, 15th, 14th, 17th)

1. DUANE CLEMONS (16), LB, California
2. JAMES MANLEY (45), DT, Vanderbilt
3. MOE WILLIAMS (75), RB, Kentucky
4. (A) HUNTER GOODWIN (97), TE, Texas A&M. Choice from Arizona in exchange of draft picks.
4. (B) NO CHOICE. Traded to Arizona in exchange of draft picks.
5. (A) SEAN BOYD (137), S, North Carolina. Choice from NY Giants in Vencie Glenn trade.
5. (B) NO CHOICE. Traded to Arizona in exchange of draft picks.
6. NO CHOICE. To NY Giants in Vencie Glenn trade.
7. JON MERRILL (223), OL, Duke.

1997 (Drafted Alternately 20th, 19th, 18th, 17th, 21st)

1. DWAYNE RUDD (20), LB, Alabama
2. TORRIAN GRAY (49), S, Virginia Tech
3. STALIN COLINET (78), DE, Boston College
4. ANTONIO BANKS (113), CB, Virginia Tech
5. TONY WILLIAMS (151), DT, Memphis
6. ROBERT TATE (183), WR, Cincinnati
7. (A) ARTIE ULMER (220), LB, Valdosta St.
7. (B) MATTHEW HATCHETTE (235), WR, Langston. Compensatory Selection.

1998 (Drafted Alternately 21st, 20th, 19th, 18th, 21st)

1. RANDY MOSS (21), WR, Marshall
2. KAILEE WONG (51), LB, Stanford
3. RAMOS McDONALD (80), DB, New Mexico
4. KIVUUSAMA MAVS (110), LB, North Carolina
5. KERRY COOKS (144), SS, Iowa
6. MATT BIRK (173), OT, Harvard
7. (A) CHESTER BURNETT (208), LB, Arizona
7. (B) TONY DARDEN (225), CB, Texas Tech. Compensatory Selection.

1999 (Drafted 29th)

1. (A) DAUNTE CULPEPPER (11), QB, Central Florida. Choice from Washington in Brad Johnson trade.
1. (B) DIMITRIUS UNDERWOOD (29), DE, Michigan St.
2. (A) JIM KLEINSASSER (44), TE, North Dakota. Choice from Pittsburgh in exchange of draft picks.
2. (B) NO CHOICE. Traded to Pittsburgh in exchange of draft picks.
3. (A) NO CHOICE. Traded to Pittsburgh in exchange of draft picks.
3. (B) NO CHOICE. Traded to New England for Jimmy Hitchcock in 1998.
4. (A) KENNY WRIGHT (120), DB, Northwestern St. Choice from Miami for Hunter Goodwin.
4. (B) JAY HUMPHREY (125), T, Texas
5. (A) NO CHOICE. Traded to Pittsburgh.
5. (B) CHRIS JONES (169), LB, Clemson. Compensatory Selection.
6. (A) TALANCE SAWYER (185), DL, UNLV. Choice from Tampa Bay through Baltimore for Everett Lindsay.
6. (B) ANTICO DALTON (199), LB, Hampton
7. NOEL SCARLETT (236), DL, Langston

2000 (Drafted 26th)

1. CHRIS HOVAN (26), DT, Boston College
2. (A) FRED ROBBINS (55), DT, Wake Forest. Choice from Washington in Brad Johnson trade.
2. (B) MICHAEL BOIREAU (56), DE, Miami (Fla.)
3. DOUG CHAPMAN (88), RB, Marshall
4. (A) ANTONIO WILSON (106), LB, Texas A&M-Commerce. Choice from Baltimore for Everett Lindsay.
4. (B) TYRONE CARTER (118), DB, Minnesota
5. (A) NO CHOICE. To Washington in Brad Johnson trade.
5. (B) TROY WALTERS (165), WR, Stanford
6. NO CHOICE. Traded to Baltimore for Everett Lindsay.
7. (A) NO CHOICE. Traded to Cleveland with Stalin Colinet for Jerry Ball in 1999. Compensatory Selection.
7. (B) MIKE MALANO (240), C, San Diego St. Compensatory Selection.
7. (C) GILES COLE (244), TE, Texas A&M-Kingsville. Compensatory Selection.
7. (D) LEWIS KELLY (248), OL, South Carolina St. Compensatory Selection.

2001 (Drafted 27th)

1. MICHAEL BENNETT (27), RB, Wisconsin
2. WILLIE HOWARD (57), DT, Stanford
3. (A) ERIC KELLY (69), CB, Kentucky. Choice from New England in exchange of draft picks.
3. (B) NO CHOICE. Traded to New England in exchange of draft picks.
4. (A) NO CHOICE. Traded to New England in exchange of draft picks.
4. (B) SHAWN WORTHEN (130), DT, TCU.
4. (C) CEDRIC JAMES (131), WR, TCU.
5. PATRICK CHUKWURAH (157), LB, Wyoming

- 6. **CAREY SCOTT** (189), CB, Kentucky State
- 7. **BRIAN CRAWFORD** (225), T, Western Oregon

2002 (Drafted 7th)

- 1. **BRYANT MCKINNIE** (7), T, Miami (Fla.)
- 2. **RAONALL SMITH** (38), LB, Washington St.
- 3. **WILLIE OFFORD** (70), DB, South Carolina
- 4. (A) **BRIAN WILLIAMS** (105), DB, North Carolina State
- 4. (B) ED TA'AMU (132), G, Utah
- 5. NO CHOICE. Traded to Cleveland for Travis Prentice and Sperguson Wynn.
- 6. **NICK ROGERS** (177), LB, Georgia Tech
- 7. **CHAD BEASLEY** (218), DT, Virginia Tech

2003 (Drafted 7th)

- 1. **KEVIN WILLIAMS** (9), DT, Oklahoma State
- 2. **E.J. HENDERSON** (40), LB, Maryland
- 3. **NATE BURLESON** (71), WR, Nevada-Reno
- 4. **ONTERRIO SMITH** (105), RB, Oregon
- 5. NO CHOICE. Traded to Cleveland for Everett Lindsay and Stalin Colinet.
- 6. (A) **EDDIE JOHNSON** (180), P, Idaho State
- 6. (B) **MICHAEL NATTIEL** (190), LB, Florida. Choice from New Orleans for Todd Bouman.
- 7. **KEENAN HOWRY** (221), WR, Oregon

2004 (Drafted 19th)

- 1. (A) NO CHOICE. Traded to Miami in exchange of draft picks.
- 1. (B) **KENECHI UDEZE** (20), DE, USC. Choice from Miami in exchange of draft picks.
- 2. (A) **DONTARRIOUS THOMAS** (48), LB, Auburn. Choice from New Orleans.
- 2. (B) NO CHOICE. Traded to New Orleans for 2a
- 3. (A) NO CHOICE. To Baltimore for 2a.
- 3. **DARRION SCOTT** (88), DE, Ohio State. Choice obtained from Baltimore.
- 4. (A) **NAT DORSEY** (115), T, Georgia Tech
- 4. (B) **MEWELDE MOORE** (119), RB, Tulane. Choice obtained from Miami in exchange of draft picks.
- 5. **ROD DAVIS** (155), LB, Southern Mississippi. Choice obtained from Baltimore.
- 6. **DEANDRE EILAND** (184), DB, South Carolina
- 7. **JEFF DUGAN** (220), TE, Maryland

2005 (Drafted 18th)

- 1. (A) **TROY WILLIAMSON** (7), WR, South Carolina. Choice from Oakland in Randy Moss trade.
- 1. (B) **ERASMUS JAMES** (18), DE, Wisconsin
- 2. **MARCUS JOHNSON** (49), G, Mississippi
- 3. **DUSTIN FOX** (80), S, Ohio State
- 4. (A) **CIATRICK FASON** (112), RB, Florida. Choice from Washington in exchange of picks.
- 4. (B) NO CHOICE. To Washington for 4a.
- 5. NO CHOICE. Traded to Washington in exchange of draft picks.
- 6. **C.J. MOSLEY** (191), DT, Missouri
- 7. (A) **ADRIAN WARD** (219), CB, Texas-El Paso. Choice from Oakland in Randy Moss trade.
- 7. (B) NO CHOICE. To NY Jets in Sam Cowart trade.

2006 (Drafted 17th)

- 1. **CHAD GREENWAY** (17), LB, Iowa
- 2. (A) **CEDRIC GRIFFIN** (48), CB, Texas
- 2. (B) **RYAN COOK** (51), C, New Mexico. Choice from Miami in Daunte Culpepper trade.
- 3. (C) **TARVARIS JACKSON** (64), QB, Alabama State. Choice from Pittsburgh in exchange of picks.
- 3. (A) NO CHOICE. Compensatory selection traded to Pittsburgh in exchange of picks.
- 3. (B) NO CHOICE. Traded to Pittsburgh in exchange of picks.
- 4. (A) Traded to Philadelphia for 4b and G Artis Hicks.
- 4. (B) **RAY EDWARDS** (127), DE, Purdue. Choice from Philadelphia in exchange of draft picks.
- 5. **GREG BLUE** (149), S, Georgia
- 6. NO CHOICE. Traded to Philadelphia for Artis Hicks.
- 7. NO CHOICE. Traded to San Diego for G Toniu Fonoti.

2007 (Drafted 7th)

- 1. **ADRIAN PETERSON** (7), RB, Oklahoma
- 2. (A) NO CHOICE. Pick to Atlanta for 2b and Denver Broncos 4c.
- 2. (B) **SIDNEY RICE** (44), WR, South Carolina. Choice from Atlanta in exchange of draft picks.
- 3. **MARCUS MCCAULEY** (72), CB, Fresno State.
- 4. (A) **BRIAN ROBISON** (102), DE, Texas. Choice from Tampa Bay in exchange of draft picks.
- 4. (B) NO CHOICE. Traded to Tampa Bay for 4a.
- 4. (C) NO CHOICE. Pick from Denver traded back to Denver for 3 choices in 2008.
- 5. **AUNDRAE ALLISON** (146), WR, East Carolina.
- 6. (A) **RUFUS ALEXANDER** (176), LB, Oklahoma. Choice from Denver in exchange of draft picks.
- 6. (B) NO CHOICE. Traded to Tampa Bay for 4a.

- 7. (A) **TYLER THIGPEN** (217), QB, Coastal Carolina.
- 7. (B) **CHANDLER WILLIAMS** (233), WR, Florida International. Choice from Denver in exchange of picks.

2008 (Drafted 17th)

- 1. NO CHOICE. Traded to Kansas City for DE Jared Allen.
- 2. (A) **TYRELL JOHNSON** (43), S, Arkansas State. Choice from Carolina in exchange of draft picks.
- 2. (B) NO CHOICE. Traded to Philadelphia for 2a, 5c.
- 3. (A) NO CHOICE. Traded to Kansas City for DE Jared Allen.
- 3. (B) NO CHOICE. Traded to Kansas City for DE Jared Allen.
- 4. NO CHOICE. Traded to Philadelphia in exchange of draft picks.
- 5. (A) **JOHN DAVID BOOTY** (137), QB, USC. Choice from Green Bay in exchange of draft picks.
- 5. (B) NO CHOICE. Traded to Green Bay for 5a.
- 5. (C) **LETROY GUION** (152), DT, Florida State. Choice from Philadelphia in exchange of draft picks.
- 6. (A) NO CHOICE. Traded to Kansas City for Jared Allen and 6b.
- 6. (B) **JOHN SULLIVAN** (187), C, Notre Dame. Choice from Kansas City in exchange of draft picks.
- 6. (C) **JAYMAR JOHNSON** (193), WR, Jackson State. Choice from Jacksonville in Troy Williamson trade.
- 7. (A) Pick from St. Louis traded to Green Bay in exchange of draft picks.
- 7. (B) NO CHOICE. Traded to N.Y. Jets in Brooks Bollinger trade.

2009 (Drafted 22nd)

- 1. **PERCY HARVIN** (22), WR, Florida.
- 2. **PHIL LOADHOLT** (54), T, Oklahoma.
- 3. **ASHER ALLEN** (86), CB, Georgia.
- 4. NO CHOICE. Traded to Houston for QB Sage Rosenfels.
- 5. (A) **JASPER BRINKLEY** (150), LB, South Carolina. Choice from Washington.
- 5. (B) NO CHOICE. Traded to Washington for 5a.
- 6. NO CHOICE. Pick from Washington traded to Philadelphia for Kelly Holcomb.
- 7. (A) Choice from Washington for Erasmus James traded back for 5a.
- 7. (B) **JAMARCA SANFORD** (231), S, Mississippi.

2010 (Drafted 30th)

- 1. NO CHOICE. Traded to Detroit in exchange of draft picks.
- 2. (A) **CHRIS COOK** (34), CB, Virginia. Choice from Detroit in exchange of picks.
- 2. (B) **TOBY GERHART** (51), RB, Stanford. Choice from Houston in exchange of picks.
- 3. NO CHOICE. Traded to Houston for 2B.
- 4. (A) **EVERSON GRIFFEN** (100), DE, USC. Choice from Detroit in exchange of picks.
- 4. (B) NO CHOICE. Traded to Detroit in exchange of draft picks.
- 5. (A) **CHRIS DeGEARE** (161), T, Wake Forest
- 5. (B) **NATE TRIPLETT** (167), LB, Minnesota. Compensatory Selection.
- 6. **JOE WEBB** (199), QB, UAB.
- 7. (A) **MICKEY SHULER** (214), TE, Penn State. Choice from Cleveland through Detroit trade for draft picks.
- 7. (B) **RYAN D'IMPERIO** (237), LB, Rutgers.

2011 (Drafted Alternately 12th, 11th, 9th, 8th, 7th, 13th)

- 1. **CHRISTIAN PONDER** (12), QB, Florida State
- 2. **KYLE RUDOLPH** (43), TE, Notre Dame
- 3. NO CHOICE. Traded to New England for Randy Moss.
- 4. **CHRISTIAN BALLARD** (106), DT, Iowa
- 5. (A) **BRANDON BURTON** (139), CB, Utah
- 5. (B) NO CHOICE. Traded to Cleveland for 6a and 6b.
- 6. (A) **DeMARCUS LOVE** (168), OT, Arkansas. Choice from Cleveland in exchange of picks.
- 6. (B) **MISTRAL RAYMOND** (170), S, South Florida. Choice from Cleveland in exchange of picks.
- 6. (C) **BRANDON FUSCO** (172), C, Slippery Rock
- 6. (D) **ROSS HOMAN** (200), LB, Ohio State. Compensatory Selection.
- 7. (A) **D'AUNDRE REED** (215), DE, Arizona.
- 7. (B) **STEPHEN BURTON** (236), WR, West Texas A&M. Compensatory Selection.

2012 (Drafted 3rd)

- 1. NO CHOICE. Traded to Cleveland in exchange of draft picks.
- 1. (B) **MATT KALIL** (4), T, USC. Choice from Cleveland for 1A.
- 1. (C) **HARRISON SMITH** (29), S, Notre Dame. Choice from Baltimore for 2 and 4A.
- 2. NO CHOICE. Traded to Baltimore for 1C.
- 3. **JOSH ROBINSON** (66), CB, Central Florida
- 4. NO CHOICE. Traded to Baltimore for 1C.
- 4. (B) **JARIUS WRIGHT** (118), WR, Arkansas. Choice from Cleveland for 1A.
- 4. (C) **RHETT ELLISON** (128), TE, USC. Compensatory Selection.

- 4. (D) **GREG CHILDS** (134), WR, Arkansas. Compensatory Selection.
- 5. NO CHOICE. Traded to Detroit for 7C and 4th in '13
- 5. (B) **ROBERT BLANTON** (139), DB, Notre Dame. Choice from Cleveland for 1A.
- 6. (A) NO CHOICE. Traded to Washington for D. McNabb
- 6. (B) **BLAIR WALSH** (175), K, Georgia. Choice from Cleveland in the Jayme Mitchell trade.
- 7. (A) **AUDIE COLE** (210), LB, North Carolina St.
- 7. (B) NO CHOICE. Traded to Tennessee for 7th in '13. Choice from Cleveland for 1A.
- 7. (C) **TREVOR GUYTON** (219), DL, California. Choice from Detroit for 5A.
- 7. (D) NO CHOICE. Traded to Detroit for 5A and 4th in '13. Choice from New England for Randy Moss.

2013 (Drafted 23rd)

- 1. (A) **SHARRIF FLOYD** (23), DT, Florida.
- 1. (B) **XAVIER RHODES** (25), CB, Florida State. Choice from Seattle for Percy Harvin.
- 1. (C) **CORDARRELLE PATTERSON** (29), WR, Tennessee. Choice from New England for 2, 3, 4a, 7c.
- 2. NO CHOICE. Traded to New England for 1C.
- 3. NO CHOICE. Traded to New England for 1C.
- 4. (A) NO CHOICE. Traded to New England for 1C.
- 4. (B) **GERALD HODGES** (120), LB, Penn State.
- 5. **JEFF LOCKE** (155), P, UCLA.
- 6. (A) NO CHOICE. Traded to Tampa Bay for 6B, 7D
- 6. (B) **JEFF BACA** (196), G, UCLA. Choice from Tampa Bay for 6A.
- 7. (A) **MICHAEL MAUTI** (213), LB, Penn State.
- 7. (B) **TRAVIS BOND** (214), G, North Carolina. Choice from Seattle for Percy Harvin.
- 7. (C) NO CHOICE. Traded to New England for 1C. Choice from Tennessee for 7B in 2012.
- 7. (D) **EVERETT DAWKINS** (229), DT, Florida State.

2014 (Drafted 8th)

- 1. (A) NO CHOICE. Traded to Cleveland for 1B and 5A.
- 1. (B) **ANTHONY BARR** (9), LB, UCLA. Choice from Cleveland for 1A.
- 1. (C) **TEDDY BRIDGEWATER** (32), QB, Louisville. Choice from Seattle for 2 and 4.
- 2. NO CHOICE. Traded to Seattle for 1C.
- 3. (A) **SCOTT CRICHTON** (72), DE, Oregon State.
- 3. (B) **JERICK MCKINNON** (96), RB, Georgia Southern. Choice from Seattle for Percy Harvin.
- 4. NO CHOICE. Traded to Seattle for 1C.
- 5. (A) **DAVID YANKEY** (145), G, Stanford. Choice from Cleveland for 1A.
- 5. (B) NO CHOICE. Traded to Carolina for 5C and 7C.
- 5. (C) NO CHOICE. Traded to Atlanta for 6A and 7A.
- 6. (A) **ANTONE EXUM** (182), S, Virginia Tech. Choice from Atlanta for 5C.
- 6. (B) **KENDALL JAMES** (184), CB, Maine.
- 7. (A) **SHAMAR STEPHEN** (220), DT, Connecticut. Choice from Atlanta for 5C.
- 7. (B) **BRANDON WATTS** (223), LB, Georgia Tech.
- 7. (C) **JABARI PRICE** (225), CB, North Carolina. Choice from Carolina for 5B.

2015 (Drafted alternately 11th, 13th, 12th)

- 1. **TRAE WAYNES** (11), CB, Michigan State.
- 2. **ERIC KENDRICKS** (45), LB, UCLA.
- 3. (A) NO CHOICE. Traded to Kansas City for 3b and 6c.
- 3. (B) NO CHOICE. Traded to Detroit for 3c and 5B.
- 3. (C) **DANIELLE HUNTER** (88), DE, LSU. Choice from Detroit for 3b.
- 4. **T.J. CLEMMINGS** (110), T, Pittsburgh.
- 5. (A) NO CHOICE. Traded to Atlanta for 5c and 6a. Choice from Buffalo via Tampa Bay for Matt Cassel.
- 5. (B) **MYCOLE PRUITT** (143), TE, Southern Illinois. Choice from Detroit for 3b.
- 5. (C) **STEFON DIGGS** (146), WR, Maryland. Choice from Atlanta for 5a.
- 5. (D) NO CHOICE. Traded to Miami for Mike Wallace and 7b.
- 6. (A) **TYRUS THOMPSON** (185), T, Oklahoma. Choice from Atlanta for 5a.
- 6. (B) NO CHOICE. Traded to Buffalo for 5a and Matt Cassel.
- 6. (C) **B.J. DuBOSE** (193), DE, Louisville. Choice from Kansas City for 3a.
- 7. (A) **AUSTIN SHEPHERD** (228), T, Alabama.
- 7. (B) **EDMOND ROBINSON** (232), LB, Newberry. Choice from Miami for Mike Wallace.

2016 (Drafted 23rd)

- 1. **LAQUON TREADWELL** (23), WR, Mississippi.
- 2. **MACKENSIE ALEXANDER** (54), CB, Clemson.
- 3. NO CHOICE. Traded to Miami for 6b, 3rd and 4th (Conditional) in 2017.
- 4. **WILLIE BEAVERS** (121), T, Western Michigan.
- 5. **KENTRELL BROTHERS** (160), LB, Missouri (160).
- 6. (A) **MORTIZ BOHRINGER** (180), WR, No College. Choice from San Francisco for Gerald Hodges.
- 6. (B) NO CHOICE. Traded to Miami for 6d (196) and 7a (227). Choice from Miami for 3rd.
- 6. (C) **DAVID MORGAN** (188), TE, Texas-San Antonio. Choice from Philadelphia for 6d and 7b.
- 6. (D) NO CHOICE. Traded to Philadelphia for 6c (196). Choice from Miami for 6b.
- 7. (A) **STEPHEN WEATHERLY** (227), LB, Vanderbilt. Choice from Miami for 6b.
- 7. (B) NO CHOICE. Traded to Philadelphia for 6c.
- 7. (C) **JAYRON KEARSE** (244), S, Clemson.

2017 (Drafted 14th/15th)

- NO CHOICE. Traded to Philadelphia for QB Sam Bradford in 2016.
- (A) **DALVIN COOK** (41), RB, Florida State. Choice from Cincinnati for 2b and 4c.
- (B) NO CHOICE. Traded to Cincinnati for 2a.
- (A) **PAT ELFLEIN** (70), C, Ohio State. Choice from NY Jets for 3b and 5a.
- (B) NO CHOICE. Traded to NY Jets for 3a.
- (C) NO CHOICE. Traded to Kansas City for 3d, 4d, and 7e. Choice from Miami for 3rd in 2016.
- (D) NO CHOICE. Traded to San Francisco for 4a. Choice from Kansas City for 4c.
- (A) **JALEEL JOHNSON** (109), DT, Iowa. Choice from San Francisco for 3d.
- (B) **BEN GEDEON** (120), LB, Michigan.
- (C) NO CHOICE. Traded to Cincinnati for 2a.
- (D) NO CHOICE. Traded to Philadelphia for 4e and 7c. Choice from Kansas City for 3c.
- (E) NO CHOICE. Traded to Kansas City for 5b and 5c. Choice from Philadelphia for 4c.
- (A) NO CHOICE. Traded to NY Jets for 3a.
- (B) **RODNEY ADAMS** (170), WR, South Florida. Choice from Kansas City for 4e.
- (C) **DANNY ISIDORA** (180), G, Miami. Choice from Kansas City for 4e.
- (A) NO CHOICE. Traded to Washington for 6b and 7a.
- (B) **BUCKY HODGES** (201), TE, Virginia Tech. Choice from Washington for 6a.
- (A) **STACY COLEY** (219), WR, Miami. Choice from San Francisco for 4d.
- (B) **IFEADI ODENIGBO** (220), DE, Northwestern. Choice from Washington for 6a.
- (C) NO CHOICE. Traded to Washington for 6b and 7b. Choice from Philadelphia for 4d.
- (D) ELIJAH LEE (232), LB, Kansas State.
- (E) **JACK TOCHO** (245), CB, North Carolina State. Choice from Kansas City for 3c.

2018 (Drafted 30th)

- MIKE HUGHES** (30), CB, Central Florida.
- BRIAN O'NEILL** (52), T, Pittsburgh.
- NO CHOICE. Traded to Tampa Bay for 4a.
- JALYN HOLMES** (102), DE, Ohio State. Choice from Tampa Bay for 3.
- (A) **TYLER CONKLIN** (157), TE, Central Michigan. Choice from NY Jets for 6a.
- (B) **DANIEL CARLSON** (167), K, Auburn. Choice from NY Jets.
- (A) NO CHOICE. Traded to NY Jets.
- (B) **COLBY GOSSETT** (213), G, Appalachian State.
- (C) **ADE ARUNA** (218), DE, Tulane.
- (A) **DEVANTE DOWNS** (225), LB, California. Choice from NY Jets.
- (B) NO CHOICE. Traded to Seattle.

2019 (Drafted 18th)

- GARRETT BRADBURY** (18), C, North Carolina St.
- IRV SMITH, JR.** (50), TE, Alabama.
- (A) NO CHOICE. Traded to Detroit for 3b.
- (B) **ALEXANDER MATTISON** (102), RB, Boise State. Choice from Baltimore.
- (A) **DRU SAMIA** (114), G, Oklahoma. Choice from Seattle.
- (B) NO CHOICE.
- (C) NO CHOICE. Traded to Seattle for 4a and 6d.
- (A) NO CHOICE. Traded to Denver.
- (B) **CAMERON SMITH** (162), LB, USC. Choice from New England.
- (A) **ARMON WATTS** (190), DT, Arkansas.
- (B) **MARCUS EPPS** (191), DB, Wyoming. Choice from Baltimore.
- (C) **OLISAEMEKA UDOH** (193), T, Elon. Choice from Baltimore.
- (A) **KRIS BOYD** (217), CB, Texas. Choice from NY Jets.
- (B) NO CHOICE. Traded to NY Giants.
- (C) **DILLON MITCHELL** (239), WR, Oregon. Choice from New England.
- (D) **OLABISI JOHNSON** (247), WR, Colorado St.
- (E) **AUSTIN CUTTING** (250), LS, Air Force.

2020 (Drafted 25th)

- (A) **JUSTIN JEFFERSON** (22), WR, LSU. Choice from Buffalo for Stefon Diggs.
- (B) **JEFF GLADNEY** (31), CB, TCU. Choice from San Francisco in exchange of picks.
- EZRA CLEVELAND** (58), T, Boise State.
- CAMERON DANTZLER** (89), CB, Mississippi St.
- (A) **D.J. WONNUM** (117), DE, South Carolina. Choice from San Francisco in exchange of picks.
- (B) **JAMES LYNCH** (130), DE, Baylor. Choice from New Orleans.
- (C) **TROY DYE** (132), LB, Oregon.
- (A) **HARRISON HAND** (169), CB, Temple. Choice from New Orleans.
- (B) **K.J. OSBORN** (176), WR, Miami. Choice from San Francisco.
- (A) **BLAKE BRANDEL** (203), T, Oregon State. Choice from New Orleans.
- (B) **JOSH METTELUS** (205), S, Michigan.
- (A) **KENNY WILLEKES** (225), DE, Michigan State. Choice from NY Jets through Baltimore.
- (B) **NATE STANLEY** (244), QB, Iowa. Choice from Green Bay through Cleveland and New Orleans.
- (C) **BRIAN COLE II** (249), S, Mississippi St.
- (D) **KYLE HINTON** (253), G, Washburn.

2021 (Drafted 14th)

- NO CHOICE (14), Traded to NY Jets for 1, 3a, 3d and 4d.
- CHRISTIAN DARRISAW** (23), T, Virginia Tech. Choice from NY Jets in exchange of picks.
- NO CHOICE. Traded to Jacksonville for Yannick Ngakoue.
- (A) **KELLEN MOND** (66), QB, Texas A&M. Choice from NY Jets in

exchange of picks.

- (B) **CHAZZ SURRATT** (78), LB, North Carolina. Choice from San Francisco in exchange of picks.
- (C) **WYATT DAVIS** (86), G, Ohio State. Choice from NY Jets in exchange of picks.
- (D) **PATRICK JONES II** (90), DE, Pittsburgh. Choice from Baltimore for Yannick Ngakoue.
- (A) **KENE Nwangwu** (119), RB, Iowa State.
- (B) **CAMRYN BYNUM** (125), S, California. Choice from Chicago.
- (C) **JANARIUS ROBINSON** (134), DE, Florida State. Choice from Buffalo.
- (D) NO CHOICE. Traded to Las Vegas in exchange of picks.
- (A) **IHMIR SMITH-MARSETTE** (157), WR, Iowa.
- (B) **ZACH DAVIDSON** (168), TE, Central Missouri. Choice from Pittsburgh through Baltimore for Yannick Ngakoue.
- (A) **JAYLEN TWYMAN** (199), DT, Pittsburgh.
- (B) NO CHOICE. Traded to Arizona for Mason Cole.
- Choice forfeited.

2022 (Drafted 12th)

- (A) NO CHOICE (12). Traded to Detroit for #32, #34 and #66.
- (B) **LEWIS CINE** (32), S, Georgia. Choice from Detroit in exchange of picks.
- (A) No Choice (34). Traded to Green Bay for picks #53 and #59.
- (B) **ANDREW BOOTH, JR.** (42), CB, CLEMSON. Choice from Indianapolis in exchange for picks #53, #77 and 192.
- (C) NO CHOICE (46). Traded to Detroit in exchange for picks #32, #34 and #66.
- (D) NO CHOICE (53). Traded to Indianapolis in exchange of picks.
- (A) **ED INGRAM**, (59), G, LSU. Choice from Green Bay in exchange for pick #34.
- (B) **BRIAN ASAMOAH** (66), LB, Oklahoma. Choice from Detroit in exchange for picks #12 and #46.
- (A) NO CHOICE (77). Traded to Indianapolis in exchange of picks.
- (B) NO CHOICE (117). Traded to NY Jets in exchange for TE Chris Herndon on 9/1/21.
- (C) **AKAYLEB EVANS** (118), CB, Missouri. Choice from Cleveland in exchange for #156 and 2023 4th Round pick.
- (D) NO CHOICE (122). Traded to Las Vegas in exchange of picks.
- (E) NO CHOICE (126). Traded to Las Vegas in exchange of picks.
- (A) NO CHOICE (156). Traded to Cleveland in exchange of picks.
- (B) NO CHOICE (157). Traded to Jacksonville for DE Yannick Ngakoue.
- (C) **ESEZI OTOMEWO** (165), DE, Minnesota. Choice from Las Vegas in exchange of picks.
- (D) **TY CHANDLER** (169), RB, NORTH CAROLINA. Choice from Las Vegas in exchange of picks.
- (A) **VEDERIAN LOWE** (184), T, Illinois. Choice from NY Jets in trade for TE Chris Herndon.
- (B) **JALEN NAILOR** (191), WR, MICHIGAN STATE. Choice from Kansas City in Mike Hughes trade.
- (C) NO CHOICE. Traded to Indianapolis in exchange of picks.
- (A) **NICK MUSE** (227), TE, SOUTH CAROLINA. Choice from Las Vegas in exchange of picks.
- (B) NO CHOICE (233). Traded to Kansas City in exchange of picks.
- (C) NO CHOICE (250). Traded to Las Vegas in exchange of picks.

2023 (Drafted 23rd)

- JORDAN ADDISON** (23), WR, USC.
- No Choice (45). Traded to Detroit for TE T.J. Hockenson.
- (A) NO CHOICE (87). Traded to San Francisco in exchange of picks.
- (B) **MEKHI BLACKMON** (102), CB, USC. Choice from San Francisco for #87.
- (A) NO CHOICE (119). Traded to Kansas City in exchange of picks.
- (B) NO CHOICE (126). Traded to Cleveland in 2022 exchange of picks.
- (C) **JAY WARD** (134), S, LSU. Choice from Kansas City for #119.
- (A) **JAUQUELIN ROY** (141), DT, LSU. Choice from Indianapolis via Las Vegas for #158.
- (B) NO CHOICE (158). Traded to Indianapolis in exchange of picks.
- (C) **JAREN HALL** (164), QB, BYU. Choice from San Francisco for #87.
- (A) NO CHOICE (201). Traded to Houston for Ross Blacklock.
- (B) NO CHOICE (211). Traded to Indianapolis in exchange of picks.
- (A) NO CHOICE (219). Traded to Philadelphia for Jalen Reagor.
- (B) **DeWAYNE McBRIDE** (158), RB, UAB. Choice from San Francisco via Denver for #87.
- (C) NO CHOICE (241). Traded to Denver in exchange of draft picks.




PRO FOOTBALL HALL OF FAME ENSHRINEES



STEVE HUTCHINSON

Guard...6' 4" 313 lbs...Michigan...12 seasons: Seattle Seahawks (2001-05), Minnesota Vikings (2006-11), Tennessee Titans (2012)... Played in 169 regular season games and 8 playoff contests (177 total), starting them all, including 89 regular season and 3 playoffs with the Vikings...Blocked for a 1,000-yard rusher in 11 of 12 seasons...Blocked for NFL's leading rusher twice- Shaun Alexander in 2005 and Peterson in 2008...Blocked for a 100+ rusher in 72 games and a 200+ rusher 3 times, including Peterson setting the NFL record with 296 yards vs. San Diego in 2007... Named to the NFL's Team of the Decade for the 2000s...Earned 1st-Team Associated Press All-Pro 5 times (2003, '05, '07, '08, '09) and 2nd-Team twice (2004, '06) and went to 7 consecutive Pro Bowls (2003-09)... Named to All-Rookie team in 2001...Drafted in 2001, #17 overall, by Seattle...Born November 1, 1977 in Ft. Lauderdale, FL...The 2020 Hall of Fame induction ceremony was postponed until 8/7/21...Other modern era induction class members: Steve Atwater, Isaac Bruce, Edgerrin James, Troy Polamalu.



RANDY MOSS

Wide Receiver...6' 4" 198 lbs...Marshall...14 seasons: Minnesota Vikings (1998-04, '10), Oakland Raiders (2005-06), New England Patriots (2007-10), Tennessee Titans (2010), San Francisco 49ers (2012)...Played in 213 career games with 193 starts, 113 and 108 of those with the Vikings...Ranks 2nd in NFL history with 156 TD catches, 4th with 15,292 yards receiving and 15th with 982 catches...Holds NFL record with 23 TD catches in 2007...Went to 6 Pro Bowls (1998, '99, '00, '02, '03) and earned 4 All-Pro honors (1998, '00, '03, '07)...Named to the NFL's Team of the Decade for the 2000s...NFL AP Offensive Rookie of the Year in 1998 and set NFL record for TD catches by a rookie with 17...Ranks 2nd in NFL history with 10 career 1,000-yard seasons and 3rd with 64 career 100-yard games...Threw 2 career TD passes, scored a punt return TD and had 4 career 2-pt. conversions...Drafted in 1998, #21 overall, by Vikings...Inducted into Pro Football Hall of Fame on August 4, 2018...Born February 13, 1977 in Rand, WV...Presented by Thaddeus Moss...Other induction class members: Bobby Beathard, Robert Brazile, Brian Dawkins, Jerry Kramer, Ray Lewis, Terrell Owens, Brian Urlacher.



MICK TINGELHOFF

Center...6' 2" 237 lbs...Nebraska...17 seasons: Minnesota Vikings (1962-1978)...Played in and started 240 consecutive games, never missing a start in his 17 seasons...Named All-Pro 7 consecutive years...Played in 6 straight Pro Bowls...Named to the 1,000-Yard Club in 1969, honoring the NFL's top blocker...Started at center in four Super Bowls (IV, VIII, IX, XI)...Signed with the Vikings as a rookie free agent in 1962, taking over starting duties at C in the 2nd preseason game until his retirement following the 1978 season...Born May 22, 1940 in Lexington, NE...Died September 11, 2021...Inducted in Vikings Ring of Honor November 25, 2001... Inducted into the Pro Football Hall of Fame on August 8, 2015...Presented by Fran Tarkenton...Other induction class members: Jerome Bettis, Tim Brown, Charles Haley, Bill Polian, Junior Seau, Will Shields and Ron Wolf.



CRIS CARTER

Wide Receiver...6' 3" 210 lbs...Ohio State...16 seasons: Philadelphia Eagles (1987-89), Minnesota Vikings (1990-2001), Miami Dolphins (2002)...Played 234 career games, including 188 games and 177 starts as a Viking...At his retirement in 2002, ranked 2nd in NFL history with 1,101 receptions and 130 TDs...Ended career with 13,899 yards...In 8 consecutive Pro Bowls, 1993-2000...Named 1990s All-Decade...Played on only 2 teams with losing records...Holds Vikings records with 1,004 receptions, 110 TD catches and 12,383 yards...NFL's Walter Payton Man of the Year in 1999 and Byron Whizzer White Award winner from the NFLPA...Named to 50 Greatest Vikings team in 2010...Inducted into Vikings Ring of Honor on September, 14, 2003...Acquired by Vikings off waivers from Philadelphia in 1990...Born November 25, 1965 in Troy, OH...Inducted to Hall of Fame August 3, 2013...Presented by his son, Duron Carter...Other induction class members: Larry Allen, Curley Culp, Jonathan Ogden, Bill Parcells, Dave Robinson, Warren Sapp.



CHRIS DOLEMAN

Defensive End...6' 5" 262 lbs...Pittsburgh...15 seasons: Minnesota Vikings (1985-93, '99), Atlanta Falcons (1994-95), San Francisco (1996-98)...Selected to 8 career Pro Bowls, 6 with Minnesota (1987-90, '92-93) and 1 each with Atlanta ('95) and San Francisco ('97)...Named 1st or 2nd-Team All-Pro 5 times...Named to NFL Team of the Decade for the 1990s...Ranks 5th in NFL history with 150.5 sacks...Played on 4 #1-ranked defenses in the NFL- Minnesota (1988, '89, '93) and San Francisco ('97)...Started all 17 playoff games he was in...Led NFL in 1989 with 21.0 sacks, 2nd in Vikings history...Selected with #4 choice in 1985 NFL Draft...Had 3 losing seasons in his 15-year career...Inducted into Vikings Ring of Honor in 2011...Inducted into the Pro Football Hall of Fame on August 4, 2012...Born October 16, 1961...Died January 28, 2020...Presented by his son, Evan Doleman...Other induction class members: Jack Butler, Demontii Dawson, Cortez Kennedy, Curtis Martin and Willie Roaf.



JOHN RANDLE

Defensive Tackle...6' 1" 283 lbs...Texas A&I...14 seasons: Minnesota Vikings (1990-2000), Seattle Seahawks (2001-03)...Started 6-straight Pro Bowls for the NFC (1993-98) and went to the Pro Bowl with the Seahawks in 2001...Named to All-Decade team for 1990s...Led or tied for the team lead 9 times in his 11 Vikings seasons and had 10+ sacks in 8 straight seasons from 1993-2000... Started 150 of the 176 games he played for the Vikings...Leads all DTs in NFL history with 137.5 career sacks...His 114.0 sacks ranks 3rd in Vikings history and most by DT...Signed with Vikings as an undrafted rookie free agent in 1990...Inducted into College Football Hall of Fame for his Texas A&I career...Born December 12, 1967, in Hearne, TX...Inducted into the Vikings Ring of Honor on November 30, 2008...Inducted into the Pro Football Hall of Fame on August 7, 2010...Presented by John Teerlinck...Other induction class members: Russ Grimm, Rickey Jackson, Dick LeBeau, Floyd Little, Jerry Rice and Emmitt Smith.

**RANDALL MCDANIEL**

Guard...6' 3" 287 lbs...Arizona State...14 seasons: Minnesota Vikings (1988-99), Tampa Bay Buccaneers (2000-01)...Started 12 consecutive Pro Bowls (1989-2000), setting an NFL record...Started 202 consecutive games in his career...Blocked for five 1,000-yard rushers in his career and four 3,000-yard passers...Earned spot on Pro Football Hall of Fame's Team of the Decade for the 1990s... His 190 games played as a Viking is tied for 7th in team history with offensive tackle Grady Alderman...Selected with the 19th overall pick in the 1988 NFL Draft...Born December 19, 1964, in Phoenix, AZ...Inducted into the Vikings Ring of Honor on December 17, 2006...Inducted August 8, 2009...Presented by O.K. Fulton...Other induction class members: Bob Hayes, Bruce Smith, Derrick Thomas, Ralph Wilson Jr. and Rod Woodson.

**GARY ZIMMERMAN**

Tackle...6' 6" 294 lbs...Oregon...14 seasons: LA Express (1984-85), Minnesota Vikings (1986-92), Denver Broncos (1993-97)...Played and started 108 games for the Vikings...Played in 184 career NFL games...Named All-Pro 8 times, including 3 with Minnesota in 1988, '89 and '92...Selected to 7 Pro Bowls, including 1987-89, '92 with the Vikings...Originally selected in the 1st round of the 1984 Supplemental Draft by NY Giants and in 1984 USFL Draft by LA Express where he spent 1984 and '85 seasons...Vikings acquired his rights via trade with NY Giants in 1986...Helped Vikings to 1987 NFC Championship game...Traded to Denver in 1993 preseason...Won Super Bowl XXXII with Denver...Named to NFL All-Decade teams for 1980s and 1990s...Born December 13, 1961, in Fullerton, CA...Inducted August 2, 2008...Presented by Pat Bowlen...Other induction class members: Fred Dean, Darrell Green, Art Monk, Emmitt Thomas, Andre Tippett.

**CARL ELLER**

Defensive End...6' 5" 250 lbs...Minnesota...16 seasons: Minnesota Vikings (1964-1978), Seattle Seahawks (1979)...Played in 209 and started 201 games as a Viking, joining Jim Marshall and Mick Tingelhoff as the only players in team history to start 200+ games...Played in 225 career NFL games...Named All-Pro 5 times, including 4 straight from 1968-71...Played in 6 Pro Bowls, 1968-71, 73-74... Started at left defensive end in four Super Bowls (IV, VIII, IX, XI)...Vikings won the NFC Central in 10 of his final 11 seasons with the team...Vikings career record holder with 130.0 sacks...Had 1+ sacks in team-record 94 career games and is the only Viking to post 15+ sacks in a season multiple times...Selected with the 6th overall pick in the NFL Draft in 1964...Born January 25, 1942, in Winston-Salem, NC...Inducted August 8, 2004...Presented by Regis Eller ...Other induction class members: Bob Brown, John Elway, Barry Sanders.

**RON YARY**


Tackle...6' 5" 255 lbs...Southern California...15 seasons: Minnesota Vikings (1968-1981), Los Angeles Rams (1982)...Drafted by Minnesota with the 1st overall pick in 1968...Took over the Vikings right tackle spot midway through the 1969 season and was a fixture there for the rest of his career...Was named All-Pro 6 consecutive times...Was All-NFC 8 straight seasons...Played in 7 Pro Bowls...Started at right tackle in Super Bowls IV, VII, IX, XI...Missed only 2 games in his career with injuries due to a broken ankle in 1980 but came back to play with the injury for the rest of the season...His blend of size, speed and strength was unique at the time and ushered in a new era of offensive line play...Born July 16, 1946, in Chicago, IL...Inducted into the Hall of Fame August 4, 2001...Presented by John Michels...Other induction class members: Nick Buoniconti, Marv Levy, Mike Munchak, Jackie Slater, Lynn Swann, Jack Youngblood.

**PAUL KRAUSE**

Safety...6' 3" 200 lbs...Iowa...16 seasons: Washington Redskins (1964-1967) and Minnesota Vikings (1968-1979)...Second-round pick by Washington Redskins, 1964...Led NFL in interceptions with 12 as a rookie and was named 1st-team All Pro...In his 1st season as a Viking he intercepted passes in 6 consecutive games...Still the all-time NFL leader in interceptions with 81...Also ranks 3rd all-time with 1,185 career yards on interception returns...His 10 interceptions in 1975 remains a club record...Played in 8 Pro Bowls...Started at safety in 4 Super Bowls (IV, VIII, IX, XI)...Voted All-NFL 4 times and All-NFC 5 times...Born February 19, 1942, in Flint, MI...Inducted into the Pro Football Hall of Fame August 1, 1998...Presented by Jerry Burns...Other induction class members: Tommy McDonald, Anthony Munoz, Mike Singletary, Dwight Stephenson.

**JIM FINKS**

Administrator...Tulsa...22 seasons: Minnesota Vikings (1964-1973), Chicago Bears (1974-1982), New Orleans Saints (1986-1993)... Served as Vikings general manager and vice president...Hired Bud Grant in 1967 from the CFL...Finks helped the Vikings win 5 NFC Central Division crowns...Vikings appeared in Super Bowls IV and VIII under Finks' guidance...Developed Vikings, Bears and Saints, all teams with losing records, into winners...1973 NFL Executive of the Year...Long-time member of the NFL competition committee...Played DB/QB for the Pittsburgh Steelers (1949-1955)...Born August 31, 1927, in St. Louis, MO...Died May 8, 1994...Inducted posthumously into the Hall of Fame July 29, 1995...Represented by his son, Jim Finks, Jr....Presented by Edward W. McCaskey... Other induction class members: Henry Jordan, Steve Largent, Lee Roy Selmon, Kellen Winslow.



BUD GRANT

Head Coach...Minnesota...18 seasons: Minnesota Vikings (1967-1983, 1985)...NFL regular season coaching record 158-96-5...Had 10-12 mark in postseason play...Led Vikings to 11 NFC/NFL divisional championships, claiming titles in 1968-71, 1973-78, 1980... Led team to 1969 NFL title...National Football Conference Champions 1973, 1974, 1976...His Vikings teams played in Super Bowls IV, VIII, IX, XI...First person to be elected to both the Pro Football Hall of Fame and the Canadian Football League Hall of Fame (May 13, 1983)...In 28 seasons as a head coach, won a total of 290 football games...1969 NFL Coach of the Year...Came to the Vikings after a 10-year tenure (102-56-2) with the Winnipeg Blue Bombers in the Canadian Football League...Led Blue Bombers to 6 Western Conference championships...Grant brought the Bombers to 6 Grey Cups, winning the CFL Championship 4 times 1958, 1959, 1961 and 1962...Played 6 years of professional football, 2 with Philadelphia Eagles (1951-52) and 4 with the Winnipeg Blue Bombers (1953-1956)...Holds pro football record for most interceptions in a game with 5 vs. Saskatchewan (10/28/53)...Played 2 seasons with the NBA's Minneapolis Lakers (1949-1951) and won the 1949-50 NBA Championship with a 51-17 record...At an unveiling ceremony on December 1, 2014, the Vikings and the city of Minneapolis honored former Grant with a street named in his honor outside of U.S. Bank Stadium...Born May 20, 1927, in Superior, WI... Died March 11, 2023...Inducted into the Pro Football Hall of Fame July 30, 1994...Presented by Sid Hartman...Other induction class members: Tony Dorsett, Jimmy Johnson, Leroy Kelly, Jackie Smith, Randy White.



ALAN PAGE

Defensive Tackle...6' 4" 225 lbs...Notre Dame... 15 seasons: Minnesota Vikings (1967-1978), Chicago Bears (1978-1981)...Consensus All-America, 1966...First-round pick, 1967...Played in 236 straight games, including 4 Super Bowls (IV, VIII, IX, XI)...Named NFL Most Valuable Player 1971...Four-time NFC Defensive Player of the Year...All NFL/NFC 9 years...Played in 9 Pro Bowls...Career marks: 23 opponent fumble recoveries...Blocked 28 kicks...Recorded 148.5 sacks...Retired justice on the Minnesota Supreme Court...Remains active in the Twin Cities community through the Page Education Foundation...Born August 7, 1945, in Canton, OH...Inducted into the Hall of Fame July 30, 1988...Presented by Minneapolis public schools principal Willarene Beasley...Other HOF induction class members: Fred Biletnikoff, Mike Ditka, Jack Ham.



FRAN TARKENTON

Quarterback...6' 0" 185 lbs...Georgia...18 seasons: Minnesota Vikings (1961-66, 1972-78) New York Giants (1967-1971)...Third-round pick, 1961...An instant star with 4 TD passes coming off the bench to beat the Bears 37-13 in the 1st game in franchise history vs. Chicago (9/17/61)...Dealt to New York Giants in 1967 and back to the Vikings in 1972 in stunning trades...At retirement, led lifetime NFL passers in attempts (6,467), completions (3,686), passing yards (47,003), TD passes (342)...1975 NFL Most Valuable Player...Rushed for 3,674 yards, 32 touchdowns...Led Vikings to 3 Super Bowls (VIII, IX, XI)...A 4-time All-NFL selection...Played in 9 Pro Bowls...Born February 3, 1940, in Richmond, VA...Inducted into Hall of Fame August 2, 1986...Presented by Max Winter...Other induction class members: Paul Hornung, Ken Houston, Willie Lanier, Doak Walker.

OTHERS WHO PLAYED OR COACHED FOR THE VIKINGS IN THE PRO FOOTBALL HALL OF FAME

Player, Position	Inducted HOF
Hugh McElhenny, Halfback, 1961-62	1970
Norm Van Brocklin, Head Coach, 1961-66	1971
Jim Langer, Center, 1980-81	1987
Dave Casper, Tight End, 1983	2002
Jan Stenerud, Kicker, 1984-85	1991
Tony Dungy, Defensive Coordinator, 1992-95	2016
Warren Moon, Quarterback, 1994-96	2006
Emmitt Thomas, Defensive Coordinator, 2000-2001	2008
Morten Andersen, Kicker, 2004	2017
Brett Favre, Quarterback, 2009-10	2016
Mike Singletary, LB Coach, Special Assistant to the Head Coach, 2011-13	1998

MINNESOTA VIKINGS RING OF HONOR

The Ring of Honor recognizes Vikings legends for their contributions to the success of the team on and off the field. Members of the Ring of Honor forever live in Vikings lore.



FRAN TARKENTON

Quarterback...6' 0" 185 lbs...Georgia...18 seasons: Minnesota Vikings (1961-66, 1972-78) New York Giants (1967-1971)...Third-round pick, 1961...An instant star with 4 TD passes coming off the bench to beat the Bears 37-13 in the 1st game in franchise history vs. Chicago (9/17/61)...Dealt to New York Giants in 1967 and back to the Vikings in 1972 in stunning trades...At retirement, led lifetime NFL passers in attempts (6,467), completions (3,686), passing yards (47,003), TD passes (342)...1975 NFL Most Valuable Player...Rushed for 3,674 yards, 32 touchdowns...Led Vikings to 3 Super Bowls (VIII, IX, XI)...A 4-time All-NFL selection...Played in 9 Pro Bowls...Member of 50 Greatest Vikings team named in 2010...Born February 3, 1940, in Richmond, VA...Inducted into the Vikings Ring of Honor on September 9, 1998.



ALAN PAGE

Defensive Tackle...6' 4" 225 lbs...Notre Dame...15 seasons: Minnesota Vikings (1967-1978), Chicago Bears (1978-1981)...First-round pick, 1967, 15th player selected...Played in 236 straight games, including 4 Super Bowls (IV, VIII, IX, XI)...Named NFL Most Valuable Player by Associated Press in 1971, the 1st defensive player to ever win the award...A 4-time NFC Defensive Player of the Year...All NFL/NFC 9 years...Played in nine Pro Bowls...Career marks: 23 opponent fumble recoveries...Blocked 28 kicks...Recorded 148.5 sacks...Leads all Vikings defensive linemen with 1,120 career tackles...Member of 50 Greatest Vikings team named in 2010...Retired in 2013 from the Minnesota Supreme Court...Active in the Twin Cities community through the Page Education Foundation...Born August 7, 1945, in Canton, OH...Inducted into the Vikings Ring of Honor on September 20, 1998.



JIM FINKS

Administrator...Tulsa...22 seasons: Minnesota Vikings (1964-1973), Chicago Bears (1974-1982), New Orleans Saints (1986-1993)...Served as Vikings general manager and vice-president...Hired Bud Grant in 1967 from the CFL...Finks helped the Vikings win 5 NFC Central Division crowns...Vikings appeared in Super Bowls IV and VIII under Finks guidance...Developed Vikings, Bears and Saints, all teams with losing records, into winners...1973 NFL Executive of the Year...Long time member of the NFL competition committee...Played DB/QB for the Pittsburgh Steelers (1949-1955)...Born August 31, 1927, in St. Louis, MO...Died May 8, 1994...inducted Vikings Ring of Honor on October 18, 1998.



BUD GRANT

Head Coach...Minnesota...18 seasons: Minnesota Vikings (1967-1983, 1985)...NFL regular season coaching record 158-96-5...Had 10-12 mark in post-season play...Led Vikings to 11 divisional championships in 1968-71, 1973-78, 1980...Led team to 1969 NFL Title...National Football Conference Champions 1973, 1974, 1976...His Vikings teams played in Super Bowls IV, VIII, IX, XI...First person to be elected to both the Pro Football Hall of Fame and the Canadian Football League Hall of Fame (May 13, 1983)...In 28 seasons as a head coach, won a total of 290 football games...1969 NFL Coach of the Year...Came to the Vikings after 10-year tenure (102-56-2) with the Winnipeg Blue Bombers of the CFL... At an unveiling ceremony on December 1, 2014, the Vikings and the city of Minneapolis honored him by naming a street Bud Grant Way near U.S. Bank Stadium... Played 2 seasons for NBA's Minneapolis Lakers...Born May 20, 1927, in Superior, WI... Died March 11, 2023... Inducted into the Vikings Ring of Honor on November 8, 1998.



PAUL KRAUSE

Safety...6' 3" 200 lbs...Iowa...16 seasons: Washington Redskins (1964-1967) and Minnesota Vikings (1968-1979)...Second-round pick Redskins, 1964...Led NFL in interceptions with 12 as a rookie and was named 1st-team All Pro...In his 1st season as a Viking he intercepted passes in 6 consecutive games...Still the all-time career NFL leader in interceptions with 81... Also ranks 3rd all-time with 1,185 career yards on interception returns...His 10 interceptions in 1975 remains a club record...Played in 8 Pro Bowls...Started at safety in 4 Super Bowls (IV, VIII, IX, XI)...Voted All-NFL 4 times and All-NFC 5 times... Member of 50 Greatest Vikings team named in 2010...Born February 19, 1942, in Flint, MI...Inducted into the Vikings Ring of Honor on November 15, 1998.




FRED ZAMBERLETTI

Athletic Trainer...Iowa...43 seasons: Minnesota Vikings (1961-2003)...The first athletic trainer the Vikings had and continued working with the team as a consultant and team historian until his passing in 2018...Had never missed a Vikings pre-season, regular season, post-season or all-star game until 12/24/11 at Washington, 1,049 consecutive games...Attended his 1,000th Vikings game at Pittsburgh (10/25/09)...Did not miss a day of work in 43 seasons as the trainer with the team...Has won numerous awards in his field, including being named the Professional Athletic Trainer of the Year in 1986 and in 1996 the Vikings staff was honored as the NFL Athletic Training Staff of the Year...Athletic Training Room at TCO Performance Center named in his honor...Born May 28, 1932 in Melcher, IA...Died September 2, 2018...Inducted into the Vikings Ring of Honor on December 20, 1998.

**JIM MARSHALL**

Defensive End...6' 4" 248 lbs...Ohio State...20 seasons: Cleveland Browns (1960) and Minnesota Vikings (1961-1979)...Held NFL record for many years until broken by Brett Favre with 282 consecutive games played and started, 270 of those coming with the Vikings...Ranks 2nd in Vikings history with 127 sacks...Played in 2 Pro Bowls, following the 1968 and '69 seasons...Led or tied for team lead in sacks in each of the Vikings first 6 seasons (1961-66)...Holds NFL and Vikings record with 29 career fumble recoveries...Ranks 8th in Vikings history with 988 career tackles, ranking behind only Alan Page among defensive linemen...Joined fellow Carl Eller, Gary Larsen and Page to form the vaunted Purple People Eaters, one of the top defensive units of their era...Started at DE in 4 Super Bowls (IV, VIII, IX, XI)...Originally a 4th-round draft pick by Cleveland in 1960...Played for Saskatchewan of CFL in 1959... Member of 50 Greatest Vikings team named in 2010...Born December 30, 1937 in Danville, KY...Inducted into the Vikings Ring of Honor on November 28, 1999.

**RON YARY**

Tackle...6' 5" 255 lbs...Southern California...15 seasons: Minnesota Vikings (1968-1981), Los Angeles Rams (1982)...Drafted by Minnesota with the 1st overall pick in 1968...The first OL to be drafted #1 overall in League history...Took over the Vikings RT spot midway through the 1969 season and was a fixture there for the rest of his career...Was named All-Pro 6 consecutive times...Was All-NFC 8 straight seasons...Played in 7 Pro Bowls...Started in Super Bowls IV, VII, IX, XI...Missed only 2 games in his career with injuries due to a broken ankle in 1980... His blend of size, speed and strength was unique when he entered the League and ushered in a new era of offensive line play...Inducted to Pro Football Hall of Fame in 2001...Member of 50 Greatest Vikings team named in 2010...Born July 16, 1946, in Chicago, IL...Inducted into the Vikings Ring of Honor September 9, 2001.

**KOREY STRINGER**

Tackle...6' 5" 335 lbs...Ohio State...6 seasons: Minnesota Vikings (1995-2000)...Drafted by Minnesota with the 24th pick of the 1995 Draft... Took over the Vikings RT spot in the 2nd game of his rookie year and never relinquished the spot...Started 91 of the 93 games he played in the NFL and all 9 playoff games...Selected to the Pro Bowl following the 2000 season...Named a 2nd-Team All-Pro by College and Pro Football Newsweekly following the 1998 season...Named to the All-Rookie team team by College and Pro Football Newsweekly and Football News after starting 15 of 16 games as a rookie..Born May 8, 1974, in Warren, OH...Died August 1, 2001...Inducted into the Vikings Ring of Honor November 19, 2001.

**MICK TINGELHOFF**

Center...6' 2" 237 lbs...Nebraska...17 seasons: Minnesota Vikings (1962-1978)... Played in and started 240 consecutive games, never missing a start in his 17 seasons...Named All-Pro 7 consecutive years...Played in 6 straight Pro Bowls...Named to the 1,000-Yard Club in 1969, honoring the NFL's top blocker...Started at center in four Super Bowls (IV, VIII, IX, XI)...Signed with the Vikings as a rookie free agent in 1962, taking over starting duties at C in the 2nd preseason game and never relinquishing them until his retirement following the 1978 season... Inducted into the Pro Football Hall of Fame on August 8, 2015... Member of 50 Greatest Vikings team named in 2010...Born May 22, 1940 in Lexington, NE... Died September 11, 2021...Inducted into the Vikings Ring of Honor November 25, 2001.

**CARL ELLER**

Defensive End...6' 5" 250 lbs...Minnesota...16 seasons: Minnesota Vikings (1964-1978), Seattle Seahawks (1979)...Played in 209 and started 201 games as a Viking, joining Jim Marshall and Mick Tingelhoff as the only players in team history to start 200+ games...Played in 225 career NFL games...Named All-Pro 5 times, including 4 straight from 1968-71...Played in 6 Pro Bowls, 1968-71, 73-74...Started at LDE in four Super Bowls (IV, VIII, IX, XI)...Vikings won the NFC Central in 10 of his final 11 seasons with the team...Vikings career record holder with 130.0 sacks...Had 1+ sack in Vikings-record 94 career games is the only Viking to post 15+ sacks in a season multiple times...Selected with the 6th overall pick in the NFL Draft in 1964...Inducted to Pro Football Hall of Fame in 2004...Member of 50 Greatest Vikings team named in 2010... Born January 25, 1942 in Winston-Salem, NC...Inducted into the Vikings Ring of Honor November 10, 2002.

**CRIS CARTER**

Wide Receiver...6' 3" 210 lbs...Ohio State...16 seasons: Philadelphia Eagles (1987-1989), Minnesota Vikings (1990-01), Miami Dolphins (2002)...Played in 188 and started 177 games as a Viking, a record among Vikings WRs...Played in 234 career NFL games...Named All-Pro 4 times...Played in 8 straight Pro Bowls, 1993-00...Caught a pass in Vikings-record 111 straight games...Holds Vikings records for catches (1,004), receiving TDs (110) and receiving yards (12,383)...Ranks 2nd in Vikings history with 40 career 100-yard receiving games...Named to NFL's Team of the Decade for the 1990s...Recipient of the Byron "Whizzer" White Award by the NFLPA and the NFL Walter Payton Man of the Year Award in 1999...Claimed by Vikings off waivers from Philadelphia in 1990...Inducted to Pro Football Hall of Fame in 2013...Member of 50 Greatest Vikings team named in 2010...Selected by Philadelphia in 4th round of 1987 supplemental draft...Born November 25, 1965 in Troy, OH...Inducted into the Vikings Ring of Honor September 14, 2003.

**BILL BROWN**

Running Back...5' 11" 230 lbs...Illinois...14 seasons: Chicago Bears (1961), Minnesota Vikings (1962-74)...Ranks 2nd in Vikings history in rushing attempts with 1,627...Tied with Chuck Foreman for 2nd in team history with 52 career rushing TDs...Ranks 4th in Vikings history with 5,757 career rushing yards...Ranks 4th in team history for career combined net yards with 9,237...Selected to 4 Pro Bowls, 1964, '65, '67, '68...Played in Super Bowl IV, VIII and IX...Final game of career was Super Bowl IX vs. Pittsburgh...Led Vikings in rushing 4 times, 1964-66, '68...Led team in receiving in 1964...Played in 180 career games with 111 games started as a Viking, most by a RB in team history...Drafted in 2nd-round by Chicago in 1961...Obtained by Vikings via trade in 1962...Son-in-law is former NFL MVP Rich Gannon...During playing career, spent a 6-week tour visiting troops in Vietnam...Member of 50 Greatest Vikings team named in 2010...Born June 29, 1938 in Mendota, IL... Died November 4, 2018...Inducted into the Vikings Ring of Honor September 26, 2004.

**JERRY BURNS**

Head Coach/Offensive Coordinator...Michigan...24 seasons: Minnesota Vikings (1968-85 Offensive Coordinator, 1986-91 Head Coach)...NFL regular season coaching record 52-43...Had 3-3 mark in postseason play...Served as Vikings' Offensive Coordinator for 18 seasons (1968-85)...Led Vikings to NFC Championship in 1987, earning upset wins over New Orleans and San Francisco along the way...First coach in Vikings history to have a winning record in his 1st season (9-7 in '86)...As offensive coordinator, helped Vikings to 4 Super Bowl appearances and 11 Central Division titles...Was part of 15 playoff teams during his 24 seasons with Minnesota...Coached in Super Bowl I and II with Green Bay as their defensive backs coach (1966-67)...Head coach at University of Iowa from 1961-65...Played QB for Michigan on 1950 Rose Bowl team...Born January 27, 1927, in Detroit, MI...Died May 12, 2021...Inducted into the Vikings Ring of Honor on November 6, 2005.

**RANDALL MCDANIEL**

Guard...6' 3" 287 lbs...Arizona State...14 seasons: Minnesota Vikings (1988-99), Tampa Bay Buccaneers (2000-01)...Started 12 consecutive Pro Bowls (1989-2000), setting an NFL record...Started 202 consecutive games in his career...Blocked for five 1,000-yard rushers in his career and four 3,000-yard passers...Earned spot on Pro Football Hall of Fame's Team of the Decade for the 1990s...His 190 games played as a Viking is tied for 7th in team history with offensive tackle Grady Alderman...Inducted to Pro Football Hall of Fame in 2009...Selected with the 19th overall pick in the 1988 NFL Draft Member of 50 Greatest Vikings team named in 2010...Born December 19, 1964, in Phoenix, AZ...Inducted into the Vikings Ring of Honor on December 17, 2006.

**CHUCK FOREMAN**

Running Back...6' 2" 210 lbs...Miami (Fla.)...8 seasons: Minnesota Vikings (1973-79), New England Patriots (1980)...Named to 5 straight Pro Bowls (1973-77)...Team's 4th-leading all-time rusher with 5,879 yards and tied for 2nd in team history with 52 rushing TDs...Named NFC Rookie of the Year in 1973...Integral part in the Vikings' appearance in 3 Super Bowls...Posted 17 career 100-yard games...Selected with the 12th overall pick in the 1973 NFL Draft... Member of 50 Greatest Vikings team named in 2010...Born October 26, 1950, in Frederick, MD...Inducted into the Vikings Ring of Honor on September 30, 2007.

**JOHN RANDLE**

Defensive Tackle...6' 1" 283 lbs...Texas A&I...14 seasons: Minnesota Vikings (1990-2000), Seattle Seahawks (2001-03)...Inducted into the Pro Football Hall of Fame on August 7, 2010...Started 6-straight Pro Bowls for the NFC (1993-98) and went to the Pro Bowl with the Seahawks in 2001...Named to NFL Team of the Decade for the 1990s...Led or tied for the team lead 9 times in his 11 Vikings seasons and had 10+ sacks in 8 straight seasons from 1993-2000...Started 150 of the 176 games he played for the Vikings...His 114.0 sacks ranks 3rd in Vikings history and most by DT...Signed as an undrafted free agent in 1990...Inducted into College Football Hall of Fame for his Texas A&I career... Member of 50 Greatest Vikings team named in 2010...Born December 12, 1967, in Hearne, TX...Inducted into the Vikings Ring of Honor on November 30, 2008.

**SCOTT STUDWELL**

Linebacker...6' 2" 230 lbs...Illinois...42 seasons: Minnesota Vikings player (1977-1990), staff/personnel (1991-2019)...Spent 28 seasons as a member of the Vikings scouting department, serving as the Director of College Scouting beginning in 2002...Member of the Vikings' 25th and 40th Anniversary All-Time Teams and 50 Greatest Vikings team named in 2010...Holds team records for career tackles (1,981), season tackles (230 in 1981) and tackles in a game (24 vs. Detroit in 1985)...Has 2nd-most tackles with one organization in NFL history (Ray Lewis)...Participated in 202 games and 12 playoff games...Pro Bowler in 1987 and '88...Ed Block Courage Award winner in 1987...Drafted in the 9th round from Illinois in 1977...Named to Illinois' All-Century Team in 1990...Born August 27, 1954, in Evansville, IN...Inducted into the Vikings Ring of Honor on November 29, 2009.

**CHRIS DOLEMAN**

Defensive End...6' 5" 262 lbs...Illinois...15 seasons: Minnesota Vikings (1985-93, '99), Atlanta Falcons (1994-95), San Francisco 49ers (1996-98)...Ranks 4th in NFL history with 150.5 career sacks...Selected to 8 Pro Bowls, 6 with the Vikings (1987-90, '92-93) and 1 each with Atlanta and San Francisco...Named to NFL's Team of the Decade for 1990s...Led NFL with 21.0 sacks in 1989, tied for the 4th-most in NFL history in a single season and 2nd in Vikings history...Originally selected with #4 overall pick in 1985 Draft by Vikings...Played and started 17 career playoff games...Member of 50 Greatest Vikings team named in 2010...Born October 16, 1961, in Indianapolis, IN...Died January 28, 2020...Inducted into the Vikings Ring of Honor on November 14, 2011.

**MATT BLAIR**

Linebacker...6' 5" 232 lbs...Iowa State...12 seasons: Minnesota Vikings (1974-85)...Played in 160 career games (130 starts) for the Vikings and still ranks 2nd in team history with 1,452 career tackles... Was a part of Vikings playoff teams in six of his opening seven seasons with the team and played on the Vikings Super Bowl IX and XI teams...Named to 6 straight Pro Bowls from 1977-82 and was selected All-Pro in 1982...Holds the Vikings record with 20 blocked kicks, notching 2 blocks in a single game 3 times...His 23.0 sacks and 16 INTs also rank as the most by a Vikings LB...Only Scott Studwell and Roy Winston played more games as at LB...Originally a 2nd round draft pick (#51) in 1974...Member of 50 Greatest Vikings team...Born September 20, 1950 in Hilo, Hawaii...Died October 22, 2020...Inducted into Vikings Ring of Honor on October 25, 2012.

**JOEY BROWNER**

Safety...6' 2" 221 lbs...Southern California...10 seasons: Minnesota Vikings (1983-91), Tampa Bay Buccaneers (1992)...Played in 138 games as a Viking, the 2nd-most by a DB...His 37 career INTs are 4th in team history...Posted 1,098 career combined defensive and special teams stops (987 defensive, 111 special teams)...His 9.5 career sacks are the most by a Vikings DB, his 18 career forced fumbles leads all Vikings DBs, his total tackles are 5th by a Viking and #1 by a Vikings DB...Went to 6 straight Pro Bowls from 1985-90...3-time AP All-Pro honoree...Named to the NFL's Team of the Decade for the 1980s...Member of the 50 Greatest Vikings team...Named to All-Metrodome Team in 2013...Led the team in tackles in 1986 and '87 and was a key element to the Vikings ranking #1 in NFL total defense in 1988 and '89...Drafted in 1983, the 1st Vikings DB to be drafted in the 1st round... Born May 15, 1960 in Warren, Ohio...Inducted in the Vikings Ring of Honor on October 27, 2013.




RANDY MOSS

Wide Receiver...6' 4" 198 lbs...Marshall...14 seasons: Minnesota Vikings (1998-04, '10), Oakland Raiders (2005-06), New England Patriots (2007-10), Tennessee Titans (2010), San Francisco 49ers (2012)...Played in 213 career games with 193 starts, 113 and 108 of those with the Vikings...Ranks 2nd in NFL history with 156 TD catches and 3rd with 15,292 yards receiving and ranks 2nd in Vikings history for receptions (587), yards (9,316) and receiving TDs with 92...Holds NFL record with 23 TD catches in 2007...Went to 6 Pro Bowls, including 5 with the Vikings (1998, '99, '00, '02, '03) and earned 3 of his 4 career All-Pro honors as a Viking (1998, '00, '03)...NFL's Team of the Decade for the 2000s...Member of the 50 Greatest Vikings team...NFL Rookie of the Year in 1998 and set NFL record for TD catches by a rookie with 17...Tied Vikings season record with 17 TDs twice...Holds Vikings record with 41 career 100-yard receiving games and ranks 2nd in NFL history with 64...Ranks 2nd in NFL history with 10 career 1,000-yard seasons and ranks 2nd in Vikings history with 6...Drafted in 1998, was the 21st selection of the 1st round...Born February 13, 1977 in Rand, West Virginia...Inducted in the Ring of Honor on September 11, 2017...Inducted to Pro Football Hall of Fame in 2018.



AHMAD RASHAD

Wide Receiver...6' 2" 200 lbs...Oregon...10 seasons: St. Louis Cardinals (1972-73), Buffalo Bills (1974-75) Minnesota Vikings (1976-82)...Played in 98 games with 95 starts as a Viking...The 1st Vikings WR to notch back-to-back 1,000-yard seasons in 1979-80...Went to 4 straight Pro Bowls as a Viking from 1978-81 and was Pro Bowl MVP in 1978...Holds Vikings record with 4 receiving TDs in a game, set vs. San Francisco (9/2/79)...Led Vikings in receiving in 1977, '79 and '80, leading the NFC in 1977 and '79...Tied with Randy Moss for 2nd in Vikings history with 6 seasons of 50+ receptions, trailing only Cris Carter's 11...As a Viking, caught 400 passes for 5,489 yards and 34 TDs...Hauled in 46-yard Hail Mary pass from Tommy Kramer to beat the Cleveland Browns as time expired at Met Stadium (12/14/80) and secure a Vikings playoff berth...Member of the 50 Greatest Vikings team...Drafted in 1972, was the 4th selection of the 1st round...Born November 19, 1949 in Portland...Inducted in the Vikings Ring of Honor on October 1, 2017.



DENNIS GREEN

Head Coach...Iowa...13 seasons: Minnesota Vikings (1992-2001), Arizona Cardinals (2004-06)...Coached 171 regular season and playoff games with the Vikings, going 101-70, including 97-62 mark in regular season play, the 2nd-most wins in franchise history behind Bud Grant...Earned 8 playoff berths in 10 seasons and suffered 1 losing season...Won the NFC Central title 4 times- 1992, '94, '98 and '00...Advanced to NFC Championship Game in 1998 and 2000...Named Coach of the Year in 1998 by Sports Illustrated and Maxwell Club and in 1992 by Washington Touchdown Club...Pioneered the "Community Tuesday" concept to get players involved in charitable endeavors on their day off during the season, a concept that spread across the NFL and has been adopted league-wide...Served as head coach at Northwestern (1981-85) and Stanford (1989-91)...Native of Harrisburg, PA...Born February 17, 1949...Died July 21, 2016...Inducted into Vikings Ring of Honor September 23, 2018.



STEVE JORDAN

Tight End...Brown...13 seasons: Minnesota Vikings (1982-94)...Played in 176 games for the Vikings with 149 starts...Originally selected in the 7th round (#179 overall) of the 1982 Draft out of Ivy League school Brown...Ranks 3rd in Vikings history with 498 catches, trailing only Hall of Famers Cris Carter and Randy Moss...Holds Vikings records for TEs in catches (498) and receiving yards (6,307)...Caught 28 TD passes...Was selected to 6 consecutive Pro Bowls (1986-91), the only offensive players in team history with more Pro Bowls are Randall McDaniel (11), Cris Carter (8), Ron Yary (7) and Adrian Peterson (7)...In his final 9 seasons, Jordan went to 6 Pro Bowls, made 6 playoff appearances, won 3 NFC Central titles, went to the 1987 NFC Championship game and suffered 1 losing season...At the time of his retirement, only Ozzie Newsome and Kellen Winslow had caught more passes as an NFL TE than Jordan's 498...Born January 10, 1961 in Phoenix...Inducted into Vikings Ring of Honor October 24, 2019.



KEVIN WILLIAMS

Defensive Tackle...Oklahoma State...13 seasons: Minnesota Vikings (2003-13), Seattle Seahawks (2014), New Orleans Saints (2015)...Played in and started 171 regular season games for the Vikings, the 3rd-most starts by a Vikings defensive lineman behind Jim Marshall (270) and Carl Eller (201)...Originally selected in the #9 overall in the 2003 Draft...Named to All-Rookie team...Associated Press 1st-Team All-Pro 5 times (2004, '06, '07, '08, '09)...Named to NFL's Team of the Decade for 2000s...Was selected to 6 Pro Bowls (2004, '06, '07, '08, '09, '10), tied for the 2nd-most Pro Bowls by a Vikings DT with John Randle, both trailing only Alan Page's 9...Has 60.0 career sacks with the Vikings, the 3rd-most by a Vikings DT and tied for 9th overall in team history...Tied for Vikings record with 4 defensive TDs and the most by a lineman (2 INT, 2 FR)...Key part of Vikings ranking #1 in the NFL in rushing defense in 3 straight seasons (2006-08)...Native of Fordyce, AR...Born August 16, 1980...Inducted into Vikings Ring of Honor October 3, 2021.



JARED ALLEN

Defensive End...Idaho State...12 seasons: Kansas City Chiefs (2004-07), Minnesota Vikings (2008-13), Chicago Bears (2014-15), Carolina Panthers (2015)...Played and started 96 regular season games for the Vikings...Acquired by Vikings in trade with Kansas City in 2008...Associated Press 1st-Team All-Pro 4 times (2007, '08, '09, '11)...Was selected to 5 Pro Bowls (2007, '08, '09, '11, '12)...Holds Vikings record for sacks in a season with 22.0 in 2011, tied for the 3rd-most in NFL history...Holds the Vikings record and is tied for the NFL mark with 4 career safeties...Tied with Jim Marshall for Vikings record of 8 consecutive games with a full sack and is 2nd in team history with 4.5 sacks in a game vs. Green Bay in 2009...Native of Los Gatos, CA...Born April 3, 1982.

HONORS & AWARDS

PLAYERS OF THE MONTH / WEEK

NFC PLAYERS OF THE WEEK

1984	Jan Stenerud, K@ Detroit, 9/23 (Off)	5/5 FGs, 2/2 PAT, 17 pts
1985	Rufus Bess, CBvs. San Francisco, 9/8 (Def)	10 tackles, 3 FF, FR, INT
1986	Tommy Kramer, QBvs. Green Bay, 9/28 (Off)	16-of-25, 241 yds, 6 TD
	Gerald Robinson, DE vs. Chicago, 10/19 (Def)	6 tackles, 2.5 sacks
	Wade Wilson, QBvs. New Orleans, 10/20 (Off)	24-of-39, 361 yds, 3 TD
1987	Wade Wilson, QB@ LA Rams, 9/20 (Off)	17-of-38, 285 yds, 3 TD
	Chris Doleman, DEvs. LA Raiders, 11/8 (Def)	3 tackles, 2 sacks, 2 FF, PD
1988	Wade Wilson, QB@ Tampa Bay, 10/23 (Off)	22-of-30, 335 yds, 3 TD
	Carl Lee, CBvs. New Orleans, 12/4 (co-Def)	3 tackles, INT (TD), 5 PD
	Jesse Solomon, LBvs. New Orleans, 12/4 (co-Def)	5 tackles, sack, INT (TD), PD
1989	Keith Millard, DTvs. Detroit, 10/8 (Def)	7 tackles, 3 sacks, INT, PD
	Mike Merriweather, LB@ Detroit, 10/22 (Def)	6 tackles, 2 sacks, INT, FF, FR
	Rich Karlis, Kvs. LA Rams, 11/5 (Off)	7/7 FGs, 21 pts
	Chris Doleman, DEvs. Atlanta, 12/10 (Def)	5 tackles, 4 sacks, 2 FF, PD
	Chris Doleman, DEvs. Cincinnati, 12/25 (Def)	5 tackles, 3.5 sacks, FR
1990	Al Noga, DEvs. Green Bay, 12/2 (Def)	3 tackles, sack, FF, FR (TD)
1991	Anthony Carter, WRvs. San Francisco, 9/15 (Off)	3 rec, 71 yds, TD, 46t lg
	Chris Doleman, DEvs. Phoenix, 10/13 (Def)	8 tackles, 2 sacks, 2 FF, FR
	Terry Allen, RBvs. Tampa Bay, 11/3 (Off)	14 att, 127 yds, 2 TD, 55t lg
1992	Chris Doleman, DE@ Green Bay, 9/6 (Def)	7 tackles, 2 sacks, 3 FF, FR
	Rich Gannon, QB@ Cincinnati, 9/27 (Off)	25-of-32, 318 yds, 4 TD
	Jack Del Rio, LB@ Chicago, 11/2 (Def)	7 tackles, 2 INT (83t), 2 PD, FF
	Mike Merriweather, LB@ Tampa Bay, 11/8 (Def)	12 tackles
	Audray McMillian, CBvs. Cleveland, 11/22 (Def)	5 tackles, 3 INT (25t), 3 PD
	Vencie Glenn, Svs. Green Bay, 12/27 (Def)	2 tackles, 3 INT, 3 PD
1993	John Randle, DT@ Chicago, 10/25 (Def)	7 tackles, 3.5 sacks
1994	Warren Moon, QBvs. Miami, 9/25 (Off)	26-of-37, 326 yds, 3 TD, 44 lg
	Fuad Reveiz, K@ Tampa Bay, 10/30 (ST)	5/5 FG, 3/3 PAT, 48 lg, 18 pts
	Warren Moon, QBvs. New Orleans, 11/6 (Off)	33-of-57, 420 yds, 3 TD, 59 lg
	Cris Carter, WRvs. Chicago, 12/1 (Off)	9 rec, 124 yds, 2TD (65t in OT)
	Jack Del Rio, LB@ Buffalo, 12/10 (Def)	5 tackles, sack, INT
	John Randle, DTvs. San Francisco, 12/26 (Def)	2 tackles, 2 sacks, FF, FR
1995	Fuad Reveiz, Kvs. Detroit, 9/10 (ST)	2/2 FG, 2/2 PAT, 8 pts
	Orlando Thomas, S@ Pittsburgh, 9/24 (Def)	8 tackles, 2 INT (45t), 2 PD
	Jeff Brady, LBvs. Green Bay, 11/5 (Def)	6 tackles, sack, INT, 2 PD
1996	Jeff Brady, LBvs. Detroit, 9/1 (Def)	4 tackles, 2 INT, 3 PD
	Brad Johnson, QB@ Atlanta, 9/8 (Off)	15-of-26, 275 yds, 2 TD, 71 lg
	John Randle, DTvs. Green Bay, 9/22 (Def)	3 tackles, 2 sacks, 2 FF
	Brad Johnson, QBvs. Arizona, 12/1 (Off)	19-of-26, 238 yds, 4 TD
	Fernando Smith, DE@ Detroit, 12/8 (Def)	3 tackles, 2 sacks
1997	Eddie Murray, K@ Arizona, 10/5 (ST)	2/2 FG, 2/2 PAT, 49 lg, 10 pts
1998	Gary Anderson, Kvs. Detroit, 9/20 (ST)	5/5 FG, 2/2 PAT, 42 lg, 17 pts
	Randall Cunningham, QB@ Chicago, 9/27 (Off)	16-of-25, 275 yds, 4 TD, 67t lg
	Randall Cunningham, QB@ Green Bay, 10/5 (Off)	20-of-32, 442 yds, 4 TD, 56t lg
	Robert Smith, RB@ Detroit, 10/25 (Off)	19 att, 134 yds, TD, 57t lg
	Mitch Berger, Pvs. Cincinnati, 11/15 (ST)	4 punts, 55.8 avg, 2 in20, 66 lg, 4 KO TB
	Mitch Berger, Pvs. Green Bay, 11/22 (ST)	3 punts, 54.3 avg, 1 in20, 56 lg, 5 KO TB
	Randy Moss, WRvs. Green Bay, 11/22 (Off)	8 rec, 153 yds, TD, 49t lg
	Randy Moss, WR@ Dallas, 11/26 (Off)	3 rec, 163 yds, 3 TD, 56t lg
	Randall Cunningham, QBvs. Chicago, 12/6 (Off)	21-of-31, 349 yds, 4 TD, 64 lg
	Gary Anderson, K@ Baltimore, 12/13 (ST)	6/6 FG, 2/2 PAT, 46 lg, 20 pts

1999	John Randle, DTvs. Tampa Bay, 10/3 (Def)	4 tackles, 2 sacks, FF, FR, PD
	Jeff George, QBvs. San Fran., 10/24 (Off)	15-of-28, 250 yds, 3 TD, 80t lg
	Cris Carter, WR@ Denver, 10/31 (Off)	8 rec, 144 yds, 2 TD, 37t lg
	Randy Moss, WR@ Chicago, 11/14 (Off)	12 rec, 204 yds, 44 lg
	Cris Carter, WRvs. San Diego, 11/28 (Off)	11 rec, 136 yds, 2 TD, 34t lg
	Mitch Berger, Pvs. Green Bay, 12/20 (ST)	6 punts, 46.8 avg, 2 in20, 57 lg, 2 TB
	Moe Williams, RB@ NY Giants, 12/26 (ST)	1 KR, 85 yds, 85t lg
	John Randle, DTvs. Detroit, 1/2/00 (Def)	3 tackles, 2 sacks, FF
2000	Daunte Culpepper, QBvs. Tampa Bay, 10/9 (Off)	15-of-19, 231 yds, 2TD, 7 att, 35 yds, TD
	Gary Anderson, Kvs. Buffalo, 10/22 (ST)	3/3 FG, 2/2 PAT, 38 lg, 11 pts
	Daunte Culpepper, QBvs. Carolina, 11/19 (Off)	22-of-29, 357 yds, 3TD, 53t lg
	Mitch Berger, Pvs. Detroit, 11/30 (ST)	5 punts, 49.2 avg, 60 lg, 1 in20, 1 KO TB
2001	Randy Moss, WRvs. NY Giants, 11/19 (Off)	10 rec, 171 yds, 3 TD, 57t lg
	Todd Bouman, QBvs. Tennessee, 12/9 (Off)	21-of-31, 348 yds, 4 TD, 73t lg, 131.5 PR
2002	Michael Bennett, RBvs. Green Bay, 11/17 (Off)	20 att, 130 yds, 62 lg
	Daunte Culpepper, QB@ New Orleans, 12/15 (Off)	26-of-36, 312 yds, 2 TD, 7att, 73 yds, 2 TD, 2pt. run
	Gary Anderson, Kvs. Miami, 12/21 (ST)	2/2 FG, 2/2 PAT, 53 lg, 8 pts
2003	Corey Chavous, S@ Green Bay, 9/7 (Def)	7 tackles, 2 INT, 2 PD
	Lance Johnstone, DEvs. Denver, 10/19 (Def)	3 tackles, 1.5 sacks, INT (TD), 2 PD
	Brian Williams, CBvs. Detroit, 11/23 (Def)	4 tackles, 3 INT (1 TD), 3 PD
2004	Daunte Culpepper, QBvs. Dallas, 9/12 (Off)	17-of-23, 242 yds, 5 TD, 63t lg, 147.1 PR
	Daunte Culpepper, QBvs. Chicago, 9/26 (Off)	19-of-30, 360 yds, 2 TD, 63 lg, 127.1 PR; 5 att, 13 yds, 1 TD
	Daunte Culpepper, QB@ New Orleans, 10/17 (Off)	26-of-37, 425 yds, 5 TD, 46 lg, 125.6 PR
	Kevin Williams, DTvs. Jacksonville, 11/28 (Def)	6 tackles, 1 sack, FR (TD)
	Daunte Culpepper, QB@ Detroit, 12/19 (Off)	25-of-35, 404 yds, 3 TD, 82t lg, 126.4 PR
2005	Daunte Culpepper, QBvs. Green Bay, 10/23 (Off)	23-of-31, 280 yds, 2 TD, 29 lg, 123.1 PR
	Darren Sharper, S@ N.Y. Giants, 11/13 (Def)	4 tackles, 3 INT, 5 PD, 1 TD
2006	Ryan Longwell, Kvs. Carolina, 9/17 (ST)	16-yard TDpass, 3/4 FG, 10 pts
	Cedric Griffin, CB@ Detroit, 12/10 (Def)	3 tackles, FF, FR, INT, PD
2007	Adrian Peterson, RB@ Chicago, 10/14 (Off)	20 att., 224 yds, 3 TD, 73t long
	Adrian Peterson, RBvs. San Diego, 11/4 (Off)	30 att., 296 yds, 3 TD, 64t long
	Dwight Smith, S@ N.Y. Giants, 11/25 (Def)	6 tackles, 2 INT (1 TD), 2 PD
	Aundrae Allison, WRvs. Detroit, 12/2 (ST)	3 KR, 144 yds, 104t long, 1 TD
2008	Antoine Winfield, CBat New Orleans, 10/6 (Def)	8 tackles, 4 TFL, 1 sack, 1FF, 1 FR, returned blocked FG for TD
	Adrian Peterson, RBvs. Green Bay, 11/9 (Off)	30 att., 192 yds, 1 TD, 29t long
	Jared Allen, DEvs. Chicago, 11/30 (Def)	9 tackles, 2.5 sacks, 2 QB hurries
	Tarvaris Jackson, QBat Arizona, 12/14 (Off)	11-of-17, 163 yds, 4 TD, 0 INT, 135.5 rating
	Ryan Longwell, Kvs. NY Giants, 12/28 (ST)	2-for-2 FG, 50-yd game-winner, 2-2 PAT
2009	Chad Greenway, LBat Detroit, 9/20 (Def)	4 tackles, 2 INT, 1 FR
	Percy Harvin, WR/KRvs. San Francisco, 9/27 (ST)	4 KOR, 180 yards, 101-yard TD
	Brett Favre, QBvs. Green Bay, 10/5 (Off)	24-of-31, 271 yards, 3 TD, 0 INT, 135.3 rating
	Brett Favre, QBat Green Bay, 11/1 (Off)	17-of-28, 244 yards, 4 TD, 0 INT, 128.6 rating
	Sidney Rice, WRvs. Detroit, 11/15 (Off)	7 rec., 201 yards, 28.7 avg., 56 lng
	Brett Favre, QBvs. N.Y. Giants, 1/3/10 (Off)	25-of-31, 316 yards, 4 TD, 0 INT, 148.7 rating

HONORS & AWARDS

2010	Adrian Peterson, RBvs. Detroit, 9/26 (Off)	23 att., 160 yards, 2 TD, 80t Ing
	Percy Harvin, WR/KRvs. Dallas, 10/17 (ST)	3 ret., 134 yards, 1 TD, 44.7 avg., 95t Ing
	Chris Kluwe, Pvs. Arizona, 11/7 (ST)	4 punts, 191 yards, 47.8 avg., 56 Ing, 4 Inside 20
	Antoine Winfield, DBat Philadelphia, 12/28 (Def)	9 tkls., 2 sacks, 1 TFL, 1 FF, 1 FR, returned FF/FR for TD
2011	Adrian Peterson, RBvs. Arizona, 10/9/11 (Off)	29 att., 122 yards, 3 TD, 24t Ing
2012	Blair Walsh, Kvs. Jacksonville, 9/9 (ST)	4-of-4 FGs, OT forcing 55-yard FG, GW 38-yard FG in OT
	Adrian Peterson, RBvs. Arizona, 10/21 (Off)	23 att., 153 yards, 1 TD, 27 Ing
	Adrian Peterson, RBvs. Chicago, 12/9 (Off)	31 att., 154 yards, 2 TD, 51 Ing
	Blair Walsh, Kat St. Louis, 12/16 (ST)	5-of-5 FGs, Tied NFL record with 3 50+ yard FGs (50,53,51)
	Blair Walsh, Kvs. Green Bay, 12/30 (ST)	3-of-3 FGs, GW 29-yard FG to clinch a playoff berth
2013	Cordarrelle Patterson, WR/KRvs. Green Bay, 10/27 (ST)	NFL record 109-yard KOR TD, 5 KOR, 228 yards, 1 TD
	Blair Walsh, Kvs. Green Bay, 11/24 (ST)	4-of-4 FGs, Game tying 35-yard FG in OT
2014	Anthony Barr, LBat Tampa Bay, 10/26 (Def)	9 tkls., 1 sack, 1 FF, returned fumble 27 yards in OT for GW TD
	Adam Thielen, WRvs. Carolina, 11/30 (ST)	Blocked punt and returned 30 yards for TD, 2 STT
2015	Marcus Sherels, PR/CBat Chicago, 11/1 (ST)	3 PR, 77 yards, 77-yard TD
	Linval Joseph, DTvs. St. Louis, 11/8 (Def)	10 tkls (7 solo), 0.5 sacks, 3 TFLs and 2 QB hurries
	Terence Newman, CBat Oakland, 11/15 (Def)	4 tkls, 2 INTs and career-high 5 passes defensed
	Blair Walsh, Kvs. NY Giants, 12/27 (ST)	5-of-5 FGs and scored 19 points
	Everson Griffen, DEat Green Bay, 1/3/16 (Def)	6 tkls, 2.0 sacks and a FF that was returned for TD
2016	Eric Kendricks, LBat Tennessee, 9/11 (Def)	7 tkls, 1 TFL, 1 PD, 1 INT returned 77 yards for TD
	Stefon Diggs, WRvs. Green Bay, 9/18 (Off)	9 rec., 182 yards, 1 TD
	Everson Griffen, DEat Carolina, 9/25 (Def)	3.0 sacks, 4 tkls, 3.0 TFL
	Xavier Rhodes, CBvs. Arizona, 11/20 (Def)	2 INTs, returned 1 for 100yd TD, 3 tkls
2017	Sam Bradford, QBvs. New Orleans, 9/11 (Off)	27-of-32, 84.4%, 346 yards, 3 TD, 0 INT, 143.0 rating
	Kai Forbath, Kvs. Baltimore, 10/22 (ST)	6-of-6 FGs (52, 51, 43, 43, 34, 32), 18 points
	Harrison Smith, Sat Green Bay, 12/23 (Def)	7 tkls, 2 INT, 1 QBH, 16-0 win 1st Vikings shutout since 1993
	Harrison Smith, Svs. San Francisco, 9/9 (Def)	8 tkls, 1.0 sack, 2 TFL
	Danielle Hunter, DEvs. Detroit, 11/11 (Def)	9 tkls, 3.5 sacks, 3 TFL, 1 FR TD (32 yds)
	Dalvin Cook, RBvs. Miami, 12/16 (Off)	19 att., 136 yards, 2 TDs, 1 rec., 27 yards
2019	Anthony Harris, Svs. Atlanta, 9/8 (Def)	2 INTs, 1 FR, 5 tkls
	Dan Bailey, Kat NY Giants, 10/6 (ST)	4-of-4 FGs (31, 48, 32, 45), 14 points
	Dan Bailey, Kvs. Washington, 10/24 (ST)	4-of-4 FGs (50, 29, 27, 40), 13 points
	Dalvin Cook, RBat Dallas, 11/10 (Off)	26 att., 97 yards, 1 TD, 7 rec., 86 yards
	Danielle Hunter, DEvs. Detroit, 12/8 (Def)	7 tkls, 3.0 sacks, 3 TFL, 4 QBH
	Dan Bailey, Kat LA Chargers, 12/15 (ST)	4-of-4 FGs (26, 44, 38, 27) 15 points
2020	Mike Boone, RBat Houston, 10/4 (ST)	1 FF, 1 tkl
	Dalvin Cook, RBat Green Bay, 11/1 (Off)	30 att., 163 yards, 3 TD, 2 rec., 63 yards, 1 TD
	Dalvin Cook, RBvs. Detroit, 11/8 (Off)	22 att., 206 yards, 2 TD, 2 rec., 46 yards

	Kirk Cousins, QBvs. Carolina, 11/29 (Off)	34-of-45, 75.5%, 307 yards, 3 TD, 0 INT, 115.7 rating
	Kirk Cousins, QBat Detroit, 1/3/21 (Off)	28-of-40, 70.0%, 405 yards, 3 TD, 0 INT, 127.6 rating
2021	Kene Nwangwu, RBat Baltimore, 11/7/21 (ST)	98-yard KOR TD, converted 9-yard fake punt run for 1st down
	Justin Jefferson, WR at Green Bay, 11/21/21 (Off)	8 rec., 169 yards, 2 TDs
2022	Greg Joseph, Kat New Orleans (London) 10/2/22 (ST)	5-of-5 FG's (28, 36, 24, 46, 47), 47-yd game winner, 16 pts
	Ryan Wright, Pat Miami, 10/16/22 (ST)	10 punts, 44.1 avg, 73 long, 6 inside the 20
	Za'Darius Smith, OLBvs. Arizona, 10/30/22 (Def)	3.0 sacks, 4 TFL, 7 tkls, 1 PBU
	Justin Jefferson, WR at Buffalo, 11/13/22 (Off)	10 rec., 193 yards, 1 TD
	Kene Nwangwu, RB/KRvs. New England, 11/24/22 (ST)	97-yard KOR TD, 5 KO Returns, 166 yards, 33.2 KOR Avg.
	Kirk Cousins, QBvs. Indianapolis, 12/17/22 (Off)	34-of-54, 62.9%, 460 yards, 4 TD, down 33-0 at halftime
	Greg Joseph K vs. New York Giants, 12/24/22 (ST)	2-of-2 FG's (40, 61), 61-yard career-high game-winner, 9 points

NFL PLAYOFF PLAYERS OF THE WEEK

1997	Eddie Murray, K (ST, Wild Card)	@ NY Giants; 3-3 FG, 2-2 XP, 11 points
1998	Robert Griffith, S (Def, Divisional)	vs. Arizona; 6 tackles, 2 interceptions
1999	Robert Smith, RB (Off, Wild Card)	vs. Dallas; 28 att., 140 yds., 3 rec., 58 yds, 1 TD
2000	Daunte Culpepper, QB (Off, Divisional)	vs. New Orleans; 17-31-302 yds., 3 TDs
2004	Antoine Winfield, CB (Def, Wild Card)	@ Green Bay; 13 tackles, 1 INT, 1 PD

NFC PLAYERS OF THE MONTH

1986	Doug Martin, DE	Defense	September
1989	Keith Millard, DT	Defense	October
	Chris Doleman, DE	Defense	December
1990	Joey Browner, S	Defense	November
1992	Chris Doleman, DE	Defense	September
1993	Chris Doleman, DE	Defense	Dec./Jan.
1994	Jack Del Rio, LB	Defense	September
	Anthony Parker, CB	Defense	October
	John Randle, DT	Defense	December
	Fuad Reveiz, K	Special Teams	December
1995	Warren Moon, QB	Defense	November
1996	John Randle, DT	Defense	September
1997	Jake Reed, WR	Offense	September
	John Randle, DT	Defense	October
1998	Randall Cunningham, QB	Offense	October
	Mitch Berger, P	Special Teams	November
	John Randle, DT	Defense	December
1999	Mitch Berger, P	Special Teams	September
	Cris Carter, WR	Offense	November
	John Randle, DT	Defense	December
2000	Robert Smith, RB	Offense	November
	Mitch Berger, P	Special Teams	December
2003	Daunte Culpepper, QB	Offense	September
2004	Daunte Culpepper, QB	Offense	October
2005	Chris Kluwe, P	Special Teams	September
	Darren Sharper, S	Defense	November
2009	Brett Favre, QB	Offense	November
2011	Jared Allen, DE	Defense	October
2012	Percy Harvin, KR	Special Teams	September
	Adrian Peterson, RB	Offense	December
	Blair Walsh, K	Special Teams	December
2013	Cordarrelle Patterson, WR/KR	Special Teams	September
2014	Everson Griffen, DE	Defense	October

HONORS & AWARDS

2015	Adrian Peterson, RB	Offense	November
2017	Everson Griffen, DE Case Keenum, QB	Defense	October November
2019	Kirk Cousins, QB	Offense	October
2020	Dalvin Cook, RB	Offense	November
2021	Justin Jefferson, WR	Offense	November
2022	Za'Darius Smith, OLB Justin Jefferson, WR	Defense Offense	October November

NFL ROOKIE OF THE MONTH

1997	Dwayne Rudd, LB	Defense	December
1998	Randy Moss, WR	Offense	November
2003	Kevin Williams, DT	Defense	December
2007	Adrian Peterson, RB Adrian Peterson, RB	Offense Offense	September October
2009	Percy Harvin, WR	Offense	November
2013	Cordarrelle Patterson, WR	Offense	December
2015	Eric Kendricks, LB	Defense	October

ALL-TIME HONORS

NFL MVP

1971	Alan Page, DT (AP)
1975	Fran Tarkenton, QB (AP, NEA, PFW, TSN, Maxwell Club)
1998	Randall Cunningham, QB (Miller Lite, Maxwell Club)
2008	Adrian Peterson, RB (Maxwell Club)
2012	Adrian Peterson, RB (AP, Maxwell Club, PFW/PFWA)

ALL-PRO

All 1st Team Selections Except Designated AP-2nd Team Honorees

1963	Tommy Mason, HB (AP, UPI, NEA)
1964	Mick Tingelhoff, C (AP, UPI), Bill Brown, FB (AP-2)
1965	Mick Tingelhoff, C (AP, UPI, NEA), Grady Alderman, T (AP-2)
1966	Mick Tingelhoff, C (AP, UPI, NEA)
1967	Mick Tingelhoff, C (UPI, AP-2)
1968	Mick Tingelhoff, C (AP, UPI, NEA), Carl Eller, DE (AP, UPI, NEA), Bill Brown, FB (AP-2), Paul Krause, S (AP-2)
1969	Mick Tingelhoff, C (AP, UPI, NEA), Carl Eller, DE (AP, UPI, NEA), Alan Page, DT (AP-2, UPI), Jim Marshall, DE (AP-2), Grady Alderman, T (AP), Paul Krause, S (AP-2), Gene Washington, WR (AP-2), Bobby Bryant, CB (AP-2)
1970	Alan Page, DT (AP, NEA, PFWA); Carl Eller, DE (AP, NEA, PFWA); Mick Tingelhoff, C (PFWA)
1971	Alan Page, DT (AP, NEA, PFW); Carl Eller, DE (AP, NEA, PFW); Ron Yary, T (AP, NEA, PFW); Paul Krause, DB (NEA)
1972	Ron Yary, T (AP); Carl Eller, DE (AP-2); Paul Krause, S (AP-2); Alan Page, DT (AP-2)
1973	Carl Eller, DE (PFWA, AP, NEA); John Gilliam, WR (NEA); Alan Page, DT (AP, PFWA); Fran Tarkenton, QB (NEA); Ron Yary, T (AP, PFWA, NEA)
1974	Alan Page, DT (PFWA, NEA, AP, PFW); Ed White, G (NEA); Ron Yary, T (PFWA, NEA, AP, PFW); Chuck Foreman, RB (AP-2)
1975	Chuck Foreman, RB (AP, NEA, PFWA); Paul Krause, S (AP, PFWA); Alan Page, DT (AP, PFWA); Fran Tarkenton, QB (AP, NEA, PFWA); Ed White, G (NEA); Ron Yary, T (AP, NEA, PFWA)
1976	Ron Yary, T (AP, NEA, PFWA); Chuck Foreman, RB (NEA, AP-2); Alan Page, DT (AP-2)
1977	Ron Yary, T (AP-2)
1980	Matt Blair, LB (AP)
1982	Doug Martin, DE (PFW)
1984	Jan Stenerud, K (AP-2)
1986	Tommy Kramer, QB (AP-2)
1987	Joey Browner, S (AP, NEA, PFW, PFWA); Gary Zimmerman, T (AP, NEA, PFW, PFWA); Chris Doleman, DE (NEA, AP-2); Keith Millard, DT (AP-2)
1988	Joey Browner, S (AP, PFWA, PFW, CPFN, TSN, SI); Carl Lee, CB (AP, PFWA, PFW, CPFN, TSN); Keith Millard, DT (AP, PFWA, CPFN, TSN); Gary Zimmerman, T (AP, PFW, CPFN)
1989	Chris Doleman, DE (AP, CPFN, TSN, PFW); Keith Millard, DT (AP, TSN, SI, PFW); Joey Browner, S (CPFN, AP-2); Randall McDaniel, G (CPFN)
1990	Joey Browner, S (AP, CPFN, TSN, PFW, PFW, FD, NEA); Randall McDaniel, G (AP, CPFN); Chris Doleman, DE (SI)
1991	Randall McDaniel, G (AP-2, NEA, TSN, PFW)
1992	Chris Doleman, DE (AP, FD, FN, PFW, TSN, UPI); Randall McDaniel, G (AP, CPFN, FD, FN, PFW, NEA, TSN); Audray McMillian, CB (AP, CPFN, FD, PFW, UPI); Gary Zimmerman, T (FN, NEA, UPI); Todd Scott, S (FD, FN, UPI); Harry Newsome, P (FN)

1993	Randall McDaniel, G (AP, CPFN, PFW, TSN, SI); John Randle, DT (AP, PFW, FD); Chris Doleman, DE (AP-2); Henry Thomas, DT (AP-2)
1994	Cris Carter, WR (AP, PFW, PFWA, CPFN, FD, TSN, SI, USA); Randall McDaniel, G (AP, PFW, PFWA, CPFN, FD, TSN, USA); John Randle, DT (AP, PFW, PFWA, CPFN, FD, TSN, USA); Fuad Reveiz, K (AP-2, PFW, PFWA, FD, SI)
1995	Randall McDaniel, G (AP, CPFN, PFW, PFWA); John Randle, DT (AP, CPFN, PFW, PFWA, TSN); Cris Carter, WR (AP-2)
1996	Cris Carter, WR (SI); Randall McDaniel, G (AP, CPFN, FD, PFWA, PFW, TSN, USA); John Randle, DT (AP, FD, PFW, PFWA, TSN, USA)
1997	Cris Carter, WR (USA); Randall McDaniel, G (AP-2, TSN, USA); John Randle, DT (AP, PFW, CPFN, TSN); Todd Steussie, T (AP-2, FD)
1998	Gary Anderson, K (AP, SI, PFW, CPFN, TSN, FD, USA); Jeff Christy, C (AP-2, SI); Randall Cunningham, QB (AP, SI, PFW, FD, CPFN); Robert Griffith, S (AP-2, TSN, CPFN); Jimmy Hitchcock, CB (CPFN); Randall McDaniel, G (AP, SI, PFW, CPFN, TSN, FD, USA); Randy Moss, WR (AP, SI, PFW, CPFN, TSN, FD, USA); John Randle, DT (AP, PFW, CPFN, TSN, FD, USA); Todd Steussie, T (AP-2, SI); Dwayne Rudd, LB (AP-2)
1999	Mitch Berger, P (AP-2, PFW, CPFN, TSN); Cris Carter, WR (AP, FD, PFW, SI); Jeff Christy, C (PFW); Randall McDaniel, G (USA); Randy Moss, WR (USA); John Randle, DT (USA); Robert Griffith, S (AP-2)
2000	Daunte Culpepper, QB (USA); Randy Moss, WR (AP, SI, PFW, CPFN, TSN, FD, USA); Robert Smith, RB (AP-2)
2002	Chris Hovan, DT (AP-2)
2003	Matt Birk, C (AP-2, TSN); Randy Moss, WR (AP, FD, PFW)
2004	Kevin Williams, DT (AP, PFW, TSN)
2005	Darren Sharper, S (PFW, SI, TSN, AP-2)
2006	Steve Hutchinson, G (AP-2, PFW, TSN); Kevin Williams, DT (AP, PFW, TSN)
2007	Steve Hutchinson, G (AP, PFW, TSN), Adrian Peterson, RB (AP-2, TSN), Kevin Williams, DT (AP, PFW, TSN); Darren Sharper, S (AP-2); Pat Williams, DT (AP-2); Tony Richardson, FB (AP-2)
2008	Jared Allen, DE (AP), Steve Hutchinson, G (AP, TSN, PFW), Adrian Peterson RB (AP, TSN, PFW), Kevin Williams DT (AP), Antoine Winfield, CB (AP-2)
2009	Jared Allen, DE (AP, PFW), Steve Hutchinson G (AP, PFW), Adrian Peterson RB (AP, PFW), Kevin Williams DT (AP, PFW)
2010	Adrian Peterson, RB (AP-2)
2011	Jared Allen, DE (AP, PFW/PFWA, TSN)
2012	Adrian Peterson, RB (AP, PFW/PFWA); Blair Walsh, K (AP, PFW/PFWA); Chad Greenway, LB (AP-2); John Sullivan, C (PFW/PFWA); Jerome Felton, FB (AP-2)
2013	Cordarrelle Patterson, KR (AP, PFW/PFWA); Adrian Peterson, RB (AP-2)
2014	Adrian Peterson, RB (AP)
2015	Adrian Peterson, RB (AP, PFWA, TSN); Cordarrelle Patterson, KR (AP-2, PFWA/TSN)
2016	Cordarrelle Patterson, KR (AP, PFWA/TSN)
2017	Everson Griffen, DE (TSN, AP-2); Xavier Rhodes, CB (AP, PFWA, TSN); Harrison Smith, S (AP, PFWA, TSN); Adam Thielen, WR (AP-2)
2018	Danielle Hunter, DE (AP, PFWA, TSN); Harrison Smith, S (AP)
2019	Eric Kendricks, LB (AP); Dalvin Cook, RB (TSN); Danielle Hunter, DE (PFWA)
2020	Dalvin Cook, RB (PFWA)
2021	Kene Nwangwu, KR (PFWA)
2022	Justin Jefferson, WR (PFWA)

ALL-NFC

1970	Mick Tingelhoff, C (AP); Carl Eller, DE (AP, UPI); Alan Page, DT (AP, UPI); Paul Krause, S (UPI)
1971	Carl Eller, DE (AP, UPI, TSN); Alan Page, DT (AP, UPI, TSN); Ron Yary, T (AP, UPI, TSN); Bob Grim, WR (UPI, TSN); Paul Krause, DB (UPI, TSN)
1972	Carl Eller, DE (TSN, AP); Paul Krause, DB (UPI, AP, TSN); Alan Page, DT (UPI, AP, TSN); Fran Tarkenton, QB (UPI, TSN); Ron Yary, T (UPI, AP, TSN)
1973	Carl Eller, DE (PFWA, AP, UPI, TSN); John Gilliam, WR (UPI, TSN); Paul Krause, S (UPI, TSN, AP, PFWA); Alan Page, DT (PFWA, AP, UPI, TSN); Ron Yary, T (AP, PFWA, TSN, UPI); Bobby Bryant, DB (PFWA)
1974	Chuck Foreman, RB (AP, UPI, TSN, PFW); Alan Page, DT (AP, UPI, TSN, PFW); Nate Wright, DB (PFW); Ron Yary, T (AP, UPI, TSN, PFW)
1975	Carl Eller, DE (AP, UPI); Chuck Foreman, RB (AP, UPI); Paul Krause, S (AP, UPI); Alan Page, DT (AP, UPI); Fran Tarkenton, QB (AP, UPI); Ed White, G (AP, UPI); Ron Yary, T (AP, UPI)
1976	Sammy White, WR (UPI); Ron Yary, T (AP, UPI); Ed White, G (UPI); Fran Tarkenton, QB (UPI); Chuck Foreman, RB (AP, UPI); Alan Page, DT (AP, UPI)
1977	Matt Blair, LB (TSN); Chuck Foreman, RB (PFW, TSN); Alan Page, DT (UPI); Sammy White, WR (PFW); Ron Yary, T (UPI, PFW, TSN)
1978	Matt Blair, LB (UPI, PFW); Sammy White, WR (UPI)
1979	Ahmad Rashad, WR (UPI, PFW, SN); Matt Blair, LB (PFW)

HONORS & AWARDS

1980	Matt Blair, LB (UPI); Ahmad Rashad, WR (UPI)
1981	Joe Senser, TE (UPI)
1982	Doug Martin, DE (UPI, PFW)
1986	Tommy Kramer, QB (UPI)
1987	Joey Browner, S (UPI, PFW, FN); Chris Doleman, DE (UPI, PFW, FN); Gary Zimmerman, T (UPI, PFW, FN); Steve Jordan, TE (UPI); Anthony Carter, WR (FN)
1988	Joey Browner, S (UPI); Carl Lee, CB (UPI); Gary Zimmerman, T (UPI)
1989	Chris Doleman, DE (UPI, PFW); Keith Millard, DT (UPI, PFW); Randall McDaniel, G (PFW); Joey Browner, S (PFW)
1990	Joey Browner, S (UPI, FN); Randall McDaniel, G (UPI); Carl Lee, CB (FN); Henry Thomas, DT (FN)
1993	Randall McDaniel, G (UPI, FN); John Randle, DT (UPI, FN); Chris Doleman, DE (UPI)
1994	Cris Carter, WR (FN, UPI); Randall McDaniel, G (FN, UPI); John Randle, DT (FN, UPI); FuadReveiz, K (FN, UPI); Jack Del Rio, LB (FN)
1995	Randall McDaniel, G (FN, UPI), David Palmer, PR (FN), John Randle, DT (FN, UPI)
1996	Randall McDaniel, G (UPI, FN); John Randle, DT (UPI)
1997	Cris Carter, WR (FN); Randall McDaniel, G (PFW, FN); David Palmer, PR (PFW); John Randle, DT (PFW, FN, USA); Todd Steussie, T (PFW, FN)
1998	Gary Anderson, K (FN, PFW); Jeff Christy, C (FN, PFW); Randall Cunningham, QB (FN, PFW); Randall McDaniel, G (FN, PFW); Randy Moss, WR (FN, PFW); John Randle, DT (FN, PFW); Dwayne Rudd, LB (FN); Todd Steussie, T (PFW)
1999	Mitch Berger, P (PFW); Cris Carter, WR (PFW); Jeff Christy, C (PFW)
2000	Matt Birk, C (PFW, FN); Daunte Culpepper, QB (PFW); Randy Moss, WR (PFW, FN); Robert Smith, RB (PFW, FN)
2002	Randy Moss, WR (PFW)
2003	Matt Birk, C (PFW); Randy Moss, WR (PFW)
2004	Daunte Culpepper, QB (PFW); Kevin Williams, DT (PFW)
2005	Koren Robinson, KR (PFW); Darren Sharper, S (PFW)
2006	Steve Hutchinson, G (PFW), Pat Williams, DT (PFW)
2007	Matt Birk, C (PFW), Steve Hutchinson, G (PFW), Adrian Peterson, RB (PFW), Darren Sharper, S (PFW), Kevin Williams, DT (PFW), Pat Williams, DT (PFW)
2008	Steve Hutchinson, G (PFW), Adrian Peterson, RB (PFW), Kevin Williams, DT (PFW), Antoine Winfield, CB (PFW)
2009	Adrian Peterson, RB (PFW)
2010	Adrian Peterson, RB (PFW)
2011	Jared Allen, DE (PFW)
2012	Jared Allen, DE (PFWA), Adrian Peterson, RB (PFWA), John Sullivan, C (PFWA), Blair Walsh, K (PFWA)
2013	Cordarrelle Patterson, KR (PFWA)
2015	Cordarrelle Patterson, KR (PFWA), Adrian Peterson, RB (PFWA)
2016	Cordarrelle Patterson, KR (PFWA), Marcus Sherels, PR (PFWA)
2017	Harrison Smith, S (PFWA)
2018	Danielle Hunter, DE (PFWA), Harrison Smith, S (PFWA)
2019	Eric Kendricks, LB (AP), Dalvin Cook, RB (PFWA), Danielle Hunter, DE (PFWA), Harrison Smith, S (PFWA), Anthony Harris, S (PFWA)
2020	Dalvin Cook, RB (PFWA)
2021	Dalvin Cook, RB (PFWA), Kene Nwangwu, KR (PFWA)

NFL COACH OF THE YEAR

1969	Bud Grant (AP, PFW, TSN)
1992	Dennis Green (Washington Touchdown Club)
1998	Dennis Green (SI, Maxwell Club)

NFC COACH OF THE YEAR

1992	Dennis Green, (UPI, CPFN)
------	---------------------------

BERT BELL AWARD (PLAYER OF THE YEAR)

1975	Fran Tarkenton, QB
1998	Randall Cunningham, QB
2008	Adrian Peterson, RB
2012	Adrian Peterson, RB

NFL OFFENSIVE PLAYER OF THE YEAR

1975	Fran Tarkenton, QB (PFW)
1998	Randall Cunningham, QB (CPFW)
2012	Adrian Peterson, RB (AP, PFW/PFWA)
2022	Justin Jefferson, WR (AP, PFW/PFWA)

NFL DEFENSIVE PLAYER OF THE YEAR

1971	Alan Page, DT (PFW)
1973	Alan Page, DT (PFW)
1989	Keith Millard, DT (AP, PFW)

NFC PLAYER OF THE YEAR

1974	Chuck Foreman (TSN)
1975	Fran Tarkenton (TSN)
1998	Randall Cunningham, QB (FN)

NFC DEFENSIVE PLAYER OF THE YEAR

1992	Chris Doleman, DE (UPI)
2011	Jared Allen, DE (TSN)

NFL LINEMAN OF THE YEAR

1973	Alan Page, DT (PFWA)
------	----------------------

NFL COMEBACK PLAYER OF THE YEAR

1986	Tommy Kramer, QB (PFW)
2012	Adrian Peterson, RB (PFW/PFWA)

NFL ROOKIE OF THE YEAR

1963	Paul Flatley, WR (AP, UPI, NEA, TSN)
1973	Chuck Foreman, RB (AP, PFWA)
1976	Sammy White, WR (AP, PFWA)
1998	Randy Moss, WR (TSN, FN, PFW, SI)
2007	Adrian Peterson, RB (TSN, PFW, SI)
2009	Percy Harvin, WR/KR (Pepsi)
2014	Teddy Bridgewater, QB (Pepsi)
2020	Justin Jefferson, WR (TSN)

NFL OFFENSIVE ROOKIE OF THE YEAR

1973	Chuck Foreman, RB, (PFW)
1976	Sammy White, WR, (PFW, PD)
1998	Randy Moss, WR (AP, FD, CPFW)
2007	Adrian Peterson, RB (AP, PFW)
2009	Percy Harvin, WR/KR (AP, PFW)

NFL DEFENSIVE ROOKIE OF THE YEAR

1994	Dewayne Washington, CB (PFW)
------	------------------------------

WALTER PAYTON AWARD - NFL MAN OF THE YEAR

1999	Cris Carter
2010	Madieu Williams

NFL ALUMNI PLAYERS OF THE YEAR

1988	Anthony Carter (WR), Joey Browner (DB)
1992	Randall McDaniel (OL)
1994	Cris Carter (WR)
1998	Gary Anderson (ST), Randall Cunningham (QB), Randy Moss (WR), John Randle (DL)
2000	Cris Carter (WR), Daunte Culpepper (QB)
2006	Steve Hutchinson (OL)
2008	Adrian Peterson (RB)
2009	Steve Hutchinson (OL), Jared Allen (DL)

NFL ALUMNI CAREER ACHIEVEMENT AWARD

1995	Alan Page
------	-----------

NFL ROOKIE OF THE YEAR

1973	Chuck Foreman, RB (Wheaties, TSN)
1976	Sammy White, WR (UPI, TSN, NEA)
1998	Randy Moss, WR (PFWA)

NFC OFFENSIVE ROOKIE OF THE YEAR

1998	Randy Moss, WR (PFWA)
------	-----------------------

1,000 YARD CLUB

	Given to the outstanding blocker in the NFL
1969	Mick Tingelhoff, C
1975	Ron Yary, T

HONORS & AWARDS

GOLDEN TOE AWARD

1994	Fuad Reveiz
1998	Gary Anderson
2012	Blair Walsh

VIKINGS AWARDS

KOREY STRINGER GOOD GUY AWARD

In 2001 the Twin Cities chapter of the Pro Football Writers of America awarded the first Korey Stringer Good Guy Award in honor of the late Vikings lineman. The award is voted on annually by members of the Twin Cities media and presented to the Vikings player who is the most cooperative and has the best attitude with the media.

2001	Byron Chamberlain, TE
2002	Matt Birk, C
2003	Daunte Culpepper, QB
2004	Daunte Culpepper, QB
2005	Koren Robinson, WR
2006	Antoine Winfield, CB
2007	Ben Leber, LB
2008	Bobby Wade, WR
2009	Visanthe Shiancoe, TE
2010	Ben Leber, LB
2011	Percy Harvin, WR
2012	Chad Greenway, LB
2013	Kevin Williams, DT
2014	Brian Robison, DE
2015	Captain Munneryn, CB
2016	Captain Munneryn, CB
2017	Adam Thielen, WR
2018	Latavious Murray, RB
2019	Anthony Harris, S
2020	Dalvin Cook, RB
2021	Justin Jefferson, WR
2022	Patrick Peterson, CB

ED BLOCK COURAGE AWARD

Each year, the Ed Block Courage Awards honors those National Football League players who exemplify commitments to the principles of sportsmanship and courage. This award is unique in that the recipients are selected solely by a vote of their teammates.

1984	Steve Riley, T
1985	Keith Nord, S
1986	Walker Lee Ashley, LB
1987	Scott Studwell, LB
1988	Leo Lewis, WR
1989	Jim Gustafson, WR
1990	Gary Zimmerman, T
1991	Terry Allen, RB
1992	Darrin Nelson, RB
1993	Henry Thomas, DT
1994	Cris Carter, WR
1995	John Randle, DT
1996	Scottie Graham, RB
1997	Robert Smith, RB
1998	Randall Cunningham, QB
1999	Robert Griffith, S
2000	Gary Anderson, K
2001	Daunte Culpepper, QB
2002	Lewis Kelly, G
2003	Eric Kelly, CB
2004	Corey Chavous, S
2005	Koren Robinson, WR
2006	Matt Birk, C
2007	Chad Greenway, LB
2008	Kenechi Udeze, DE
2009	E.J. Henderson, LB
2010	Cedric Griffin, CB
2011	Anthony Herrera, G
2012	Adrian Peterson, RB
2013	Kevin Williams, DT
2014	Greg Jennings, WR
2015	Phil Loadholt, T

2016	Teddy Bridgewater, QB
2017	Kyle Rudolph, TE
2018	Everson Griffen, DE
2019	Linval Joseph, DT
2020	Cam Smith, LB
2021	Anthony Barr, LB
2022	Blake Proehl, WR

VIKINGS COMMUNITY MAN OF THE YEAR

The Vikings long tradition of being active in the community through charitable contributions and activities along with focused attention on youth health, education and welfare is reflected annually when a player is selected to represent the club for the NFL- sponsored Walter Payton Man of the Year award.

1996	Cris Carter
1997	Cris Carter
1998	Cris Carter
1999	Cris Carter
2000	Robert Griffith
2001	Matt Birk
2002	Matt Birk
2003	Matt Birk
2004	Matt Birk
2005	Matt Birk
2006	Matt Birk
2007	Matt Birk
2008	Matt Birk
2009	EJ Henderson
2010	Madieu Williams
2011	Chad Greenway
2012	Adrian Peterson
2013	John Sullivan
2014	Chad Greenway
2015	Chad Greenway
2016	Chad Greenway
2017	Kyle Rudolph
2018	Kyle Rudolph
2019	Kyle Rudolph
2020	Eric Kendricks
2021	Anthony Barr
2022	Adam Thielen

PRO BOWLS

MOST PRO BOWL SEASONS

11	Randall McDaniel, G	1989-99
9	Alan Page, DT	1989-99
8	Cris Carter, WR	1993-00
7	Ron Yary, T	1971-77
	Adrian Peterson, RB	2007-10, '12-13, '15
6	Joey Browner, S	1985-90
	Matt Blair, LB	1977-82
	Chris Doleman, DE	1987-90, '92-93
	Carl Eller, DE	1968-71, '73-74
	Paul Krause, S	1969, '71-75
	Steve Jordan, TE	1986-91
	John Randle, DT	1993-98
	Mick Tingelhoff, C	1964-69
	Matt Birk, C	2000-01, '03-04, '06-07
	Kevin Williams, DT	2004, '06-10
	Harrison Smith, S	2015-19, '21

MOST PRO BOWL STARTS

11	Randall McDaniel, G	1989-99
7	Alan Page, DT	1968-71, '73-75
	Ron Yary, T	1971-77
6	John Randle, DT	1993-98
5	Chris Doleman, DE	1987-90, '92
	Adrian Peterson, RB	2007-09, '12, '15

VIKINGS PRO BOWL MVPs

Fran Tarkenton, QB	1964
--------------------	------

HONORS & AWARDS

Ahmad Rashad, WR	1978
Randy Moss, WR	1999
Adrian Peterson, RB	2007
Kyle Rudolph, TE	2012

PRO BOWL PLAYERS

Bold – Starter, ^Pro Bowl hosted virtually through Madden NFL 21, * Did not play

1961	Hugh McElhenny, HB; Jerry Reichow, E
1962	Tommy Mason, HB
1963	Tommy Mason, HB; Grady Alderman, T; Rip Hawkins, LB
1964	Tommy Mason, HB; Grady Alderman, T; Mick Tingelhoff, C; Fran Tarkenton, QB, Bill Brown, RB
1965	Grady Alderman, T; Bill Brown, FB; Fran Tarkenton, QB; Mick Tingelhoff, C
1966	Paul Flatley, E; Grady Alderman, T; Milt Sunde, G; Mick Tingelhoff, C
1967	Mick Tingelhoff, C; Grady Alderman, T; Bill Brown, FB
1968	Mick Tingelhoff, C; Bill Brown, FB; Carl Eller, DE; Jim Marshall, DE; Alan Page, DT
1969	Carl Eller, DE; Joe Kapp, QB; Paul Krause, S; Gary Larsen, DT; Jim Marshall, DE; Alan Page, DT; Gene Washington, WR; Mick Tingelhoff, C
1970	Fred Cox, K; Carl Eller, DE; Karl Kassulke, S; Gary Larsen, DT; Dave Osborn, HB; Alan Page, DT; Gene Washington, WR
1971	Carl Eller, DE; Alan Page, DT; Paul Krause, DB; Ron Yary, T; Bob Grim, WR
1972	John Gilliam, WR; Paul Krause, DB; Alan Page, DT; Ron Yary, T
1973	Chuck Foreman, RB; John Gilliam, WR; Paul Krause, S; Alan Page, DT; Jeff Siemon, LB; Ron Yary, T; *Carl Eller, DE
1974	Carl Eller, DE; Chuck Foreman, RB; John Gilliam, WR; Paul Krause, S; Alan Page, DT; *Fran Tarkenton, QB; Ron Yary, T
1975	Bobby Bryant, DB; Chuck Foreman, RB; John Gilliam, WR; Paul Krause, S; Alan Page, DT; Jeff Siemon, LB; *Fran Tarkenton, QB; Ed White, G; Ron Yary, T
1976	Jeff Siemon, LB; Ed White, G; Ron Yary, T; Sammy White, WR; *Chuck Foreman, RB; *Fran Tarkenton, QB; *Alan Page, DT
1977	Matt Blair, LB; Chuck Foreman, RB; Jeff Siemon, LB; Ed White, G; Sammy White, WR; Ron Yary, T
1978	Matt Blair, LB; Ahmad Rashad, WR
1979	Matt Blair, LB; Ahmad Rashad, WR
1980	Matt Blair, LB; Ahmad Rashad, WR
1981	Matt Blair, LB; Ahmad Rashad, WR; *Joe Senser, TE
1982	Matt Blair, LB
1984	Jan Stenerud, K
1985	Joey Browner, special teams
1986	Tommy Kramer, QB; Joey Browner, S; Steve Jordan, TE
1987	Joey Browner, S; Chris Doleman, DE; Scott Studwell, LB; Anthony Carter, WR; Steve Jordan, TE; Gary Zimmerman, T
1988	Joey Browner, S; Chris Doleman, DE; Carl Lee, CB; Keith Millard, DT; Scott Studwell, LB; Anthony Carter, WR; Steve Jordan, TE; Wade Wilson, QB; Gary Zimmerman, T
1989	Joey Browner, S; Chris Doleman, DE; Carl Lee, CB; Keith Millard, DT; Steve Jordan, TE; Randall McDaniel, G; Gary Zimmerman, T
1990	Joey Browner, S; Chris Doleman, DE; Carl Lee, CB; Steve Jordan, TE; Randall McDaniel, G
1991	Steve Jordan, TE; Randall McDaniel, G; Henry Thomas, NT

1992	Chris Doleman, DE; Randall McDaniel, G; *Audray McMillian, CB; Todd Scott, S; Henry Thomas, DT; Gary Zimmerman, T
1993	Cris Carter, WR; Chris Doleman, DE; Randall McDaniel, G; John Randle, DT
1994	Cris Carter, WR; Jack Del Rio, LB; Randall McDaniel, G; Warren Moon, QB; John Randle, DT; Fuad Reveiz, K
1995	Cris Carter, WR; Randall McDaniel, G; Warren Moon, QB; John Randle, DT
1996	Cris Carter, WR; Randall McDaniel, G; John Randle, DT
1997	Cris Carter, WR; Randall McDaniel, G; John Randle, DT; Todd Steussie, T
1998	Gary Anderson, K; Cris Carter, WR; Jeff Christy, C; Randall Cunningham, QB; *Ed McDaniel, LB; Randall McDaniel, G; Randy Moss, WR; John Randle, DT; Robert Smith, RB; Todd Steussie, T
1999	Mitch Berger, P; Cris Carter, WR; Jeff Christy, C; Randall McDaniel, G; Randy Moss, WR
2000	Matt Birk, C; Cris Carter, WR; Daunte Culpepper, QB; Robert Griffith, S; *Randy Moss, WR; *Robert Smith, RB; Korey Stringer, T
2001	*Matt Birk, C; Byron Chamberlain, TE
2002	Michael Bennett, RB; *Randy Moss, WR
2003	Matt Birk, C; Corey Chavous, S; Daunte Culpepper, QB; *Randy Moss, WR
2004	Matt Birk, C; Daunte Culpepper, QB; Kevin Williams, DT
2005	Koren Robinson, KR; Darren Sharper, S
2006	Matt Birk, C; Steve Hutchinson, G; Kevin Williams, DT; Pat Williams, DT
2007	Matt Birk, C; Steve Hutchinson, G; Adrian Peterson, RB; Tony Richardson, FB; Darren Sharper, S; Kevin Williams, DT; Pat Williams, DT
2008	Jared Allen, DE; Steve Hutchinson, G; Adrian Peterson, RB; Kevin Williams, DT; Pat Williams, DT; Antoine Winfield, CB
2009	Jared Allen, DE; Heath Farwell, LB; *Brett Favre, QB; *Percy Harvin, WR/KR; Steve Hutchinson, G; *Bryant McKinnie, T; Adrian Peterson, RB; *Sidney Rice, WR; *Kevin Williams, DT; *Antoine Winfield, DB
2010	*E.J. Henderson, LB; Adrian Peterson, RB; *Kevin Williams, DT; Antoine Winfield, CB
2011	Jared Allen, DE; Chad Greenway, LB
2012	Jared Allen, DE; Jerome Felton, FB; Chad Greenway, LB; Matt Kalil, T; Adrian Peterson, RB; Kyle Rudolph, TE; Blair Walsh, Cordarrelle Patterson, KR; *Adrian Peterson, RB
2013	Anthony Barr, LB; Teddy Bridgewater, QB; Everson Griffen, DE; Adrian Peterson, RB; Harrison Smith, S
2014	Anthony Barr, LB; Everson Griffen, DE; Linval Joseph, DT; Cordarrelle Patterson, KR; Xavier Rhodes, CB; Harrison Smith, S
2015	*Anthony Barr, LB; *Everson Griffen, DE; Linval Joseph, DT; Xavier Rhodes, CB; Kyle Rudolph, TE; Harrison Smith, S; Adam Thielen, WR
2016	Anthony Barr, LB; Danielle Hunter, DE; Harrison Smith, S; Adam Thielen, WR
2017	Dalvin Cook, RB; Kirk Cousins, QB; Everson Griffen, DE; C.J. Ham, FB; Danielle Hunter, DE; Eric Kendricks, LB; Xavier Rhodes, CB; Harrison Smith, S
2018	Dalvin Cook, RB; Justin Jefferson, WR
2019	Dalvin Cook, RB; Justin Jefferson, WR; Harrison Smith, S; Brian O'Neill, T; Kirk Cousins, QB
2020^	Justin Jefferson, WR; Kirk Cousins, QB; T.J. Hockenson, TE; Zadarius Smith, OLB; Andrew DePaola, LS; Dalvin Cook, RB; DE Danielle Hunter
2021	
2022	

NFL TEAMS OF THE DECADES

****All-Decade Teams Chosen by the Pro Football Hall of Fame****

1960s ALL-DECADE TEAM

OFFENSE

SE - Del Shofner
SE - Charley Taylor
FL - Gary Collins
FL - Boyd Dowler
TE - John Mackey
T - Bob Brown
T - Forrest Gregg
T - Ralph Neely
G - Gene Hickerson
G - Jerry Kramer
G - Howard Mudd
G - Jim Ringo
QB - Sonny Jurgenson
QB - Bart Starr
QB - Johnny Unitas
HB - John David Crow
HB - Paul Hornung
HB - LeRoy Kelly
HB - Gale Sayers
FB - Jim Brown
FB - Jim Taylor
K - Jim Bakken
K - Jim Bakken

DEFENSE

DE - Doug Atkins
DE - Willie Davis
DE - Deacon Jones
DT - Alex Karras
DT - Bob Lilly
DT - Merlin Olsen
LB - Dick Butkus
LB - Larry Morris
LB - Ray Nitschke
LB - Tommy Nobis
LB - Dave Robinson
CB - Herb Adderly
CB - Lem Barney
CB - Bobby Boyd
S - Willie Wood
S - Eddie Meador
S - Larry Wilson

SPECIALISTS

P - Don Chandler

1970s ALL-DECADE TEAM

OFFENSE

WR - Harold Carmichael
WR - Drew Pearson
WR - Lynn Swann
WR - Paul Warfield
TE - Dave Casper
TE - Charlie Sanders
T - Dan Dierdorf
T - Art Shell
T - Rayfield Wright

T - RON YARY

G - Joe DeLamielleure
G - John Hannah
G - Larry Little
G - Gene Upshaw
C - Jim Langer
C - Mike Webster
QB - Terry Bradshaw
QB - Ken Stabler
QB - Roger Staubach
RB - Earl Campbell
RB - Franco Harris
RB - Walter Payton
RB - O.J. Simpson
K - Garo Yepremian
K - Jim Bakken

DEFENSE

DE - CARL ELLER

DE - L.C. Greenwood
DE - Harvey Martin
DE - Jack Youngblood
DT - Joe Greene
DT - Bob Lilly
DT - Merlin Olsen

DT - ALAN PAGE

LB - Bobby Bell
LB - Robert Brazile
LB - Dick Butkus
LB - Jack Ham
LB - Ted Hendricks
LB - Jack Lambert
CB - Willie Brown
CB - Jimmy Johnson
CB - Roger Wehrli
CB - Louis Wright
S - Dick Anderson
S - Cliff Harris
S - Ken Houston
S - Larry Wilson

SPECIALISTS

P - Ray Guy

1980s ALL-DECADE TEAM

OFFENSE

WR - Jerry Rice
WR - Steve Largent
WR - James Lofton
WR - Art Monk
TE - Kellen Winslow
TE - Ozzie Newsome
T - Anthony Munoz
T - Jim Covert

T - GARY ZIMMERMAN

T - Joe Jacoby
G - John Hannah
G - Russ Grimm
G - Bill Fralic
G - Mike Munchak
C - Dwight Stephenson
C - Mike Webster
QB - Joe Montana
QB - Dan Fouts
RB - Walter Payton
RB - Eric Dickerson
RB - Roger Craig
RB - John Riggins

DEFENSE

DE - Reggie White
DE - Howie Long
DE - Lee Roy Selmon
DE - Bruce Smith
DT - Randy White
DT - Dan Hampton
DT - Dave Butz

DT - KEITH MILLARD

LB - Mike Singletary
LB - Lawrence Taylor
LB - Ted Hendricks
LB - Jack Lambert
LB - Andre Tippett
LB - John Anderson
LB - Carl Banks
CB - Mike Haynes
CB - Mel Blount
CB - Frank Minnifield
CB - Lester Hayes
S - Ronnie Lott
S - Kenny Easley
S - Deron Cherry

S - JOEY BROWNER

S - Nolan Cromwell

SPECIALISTS

P - Sean Landeta
P - Reggie Roby
K - Morten Andersen
K - Gary Anderson
K - Eddie Murray
PR - Billy Johnson
PR - John Taylor
KR - Mike Nelms
KR - Rick Upchurch

1990s ALL-DECADE TEAM

OFFENSE

WR - CRIS CARTER

WR - Jerry Rice
WR - Tim Brown
WR - Michael Irvin
TE - Shannon Sharpe
TE - Ben Coates
T - William Roaf

T - GARY ZIMMERMAN

T - Tony Boselli
T - Richmond Webb
G - Bruce Matthews

G - RANDALL McDANIEL

G - Larry Allen
G - Steve Wisniewski
C - Dermontti Dawson
C - Mark Stepnoski
QB - John Elway
QB - Brett Favre
RB - Barry Sanders
RB - Emmitt Smith
RB - Terrell Davis
RB - Thurman Thomas

DEFENSE

DE - Bruce Smith
DE - Reggie White
DE - CHRIS DOLEMAN
DE - Neil Smith
DT - Cortez Kennedy

DT - JOHN RANDLE

DT - Warren Sapp
DT - Bryant Young
LB - Kevin Greene
LB - Junior Seau
LB - Derrick Thomas
LB - Cornelius Bennett
LB - Hardy Nickerson
LB - Levon Kirkland
CB - Deion Sanders
CB - Rod Woodson
CB - Darrell Green
CB - Aeneas Williams
S - Steve Atwater
S - LeRoy Butler
S - Carnell Lake
S - Ronnie Lott

SPECIALISTS

P - Darren Bennett
P - Sean Landeta
K - Morten Andersen
K - GARY ANDERSON
PR - Deion Sanders
PR - Mel Gray
KR - Michael Bates
KR - Mel Gray

2000s ALL-DECADE TEAM

OFFENSE

WR - RANDY MOSS

WR - Marvin Harrison
WR - Torry Holt
WR - Terrell Owens
TE - Tony Gonzalez
TE - Antonio Gates
T - Walter Jones
T - Jonathan Ogden
T - Orlando Pace
T - Willie Roaf
G - Alan Faneca

G - STEVE HUTCHINSON

G - Larry Allen
G - Will Shields
C - Kevin Mawae
C - Olin Kreutz
QB - Tom Brady
QB - Peyton Manning
RB - LaDainian Tomlinson
RB - Edgerrin James
RB - Shaun Alexander
RB - Jamal Lewis
FB - Lorenzo Neal

DEFENSE

DE - Dwight Freeney
DE - Michael Strahan
DE - Julius Peppers
DE - Jason Taylor
DT - Warren Sapp
DT - Richard Seymour
DT - La'Roi Glover

DT - KEVIN WILLIAMS

LB - Derrick Brooks
LB - Ray Lewis
LB - Brian Urlacher
LB - Joey Porter
LB - Zach Thomas
LB - DeMarcus Ware
CB - Champ Bailey
CB - Charles Woodson
CB - Ronde Barber
CB - Ty Law
S - Darren Sharper
S - Ed Reed
S - Brian Dawkins
S - Troy Polamalu

SPECIALISTS

P - Shane Lechler
P - Brian Moorman
K - Adam Vinatieri
K - David Akers
PR - Dante Hall
PR - Devin Hester
KR - Josh Cribbs
KR - Dante Hall

2010s ALL-DECADE TEAM

OFFENSE

WR - Antonio Brown
WR - Larry Fitzgerald
WR - Calvin Johnson
WR - Julio Jones
TE - Rob Gronkowski
TE - Travis Kelce
T - Jason Peters
T - Tyron Smith
T - Joe Staley
T - Joe Thomas
G - Jahri Evans
G - Logan Mankins
G - Zach Martin
G - Marshal Yanda
C - Alex Mack
C - Maurkice Pouncey
QB - Tom Brady
QB - Aaron Rodgers

RB - ADRIAN PETERSON

RB - Frank Gore
RB - Marshawn Lynch
RB - LeSean McCoy
Flex - Darren Sproles


DEFENSE

DE - Calais Campbell
DE - Cameron Jordan
DE - Julius Peppers
DE - J.J. Watt
DT - Geno Atkins
DT - Fletcher Cox
DT - Aaron Donald
DT - Ndamukong Suh
LB - Chandler Jones
LB - Luke Kuechly
LB - Khalil Mack
LB - Von Miller
LB - Bobby Wagner
LB - Patrick Willis
CB - Patrick Peterson
CB - Darrelle Revis
CB - Richard Sherman
S - Eric Berry
S - Earl Thomas
S - Eric Weddle
DB - Chris Harris
DB - Tyrann Mathieu

SPECIALISTS

P - Johnny Hecker
P - Shane Lechler
K - Stephen Gostkowski
K - Justin Tucker
PR - Tyreek Hill
PR - Darren Sproles
KR - CORDARRELLE PATTERSON
KR - Devin Hester

HOMES OF THE VIKINGS



The Vikings played their home games for 21 seasons (1961-81) at Metropolitan Stadium and for 32 seasons (1982-2013) at Mall of America Field at the Hubert H. Humphrey Metrodome. The Vikings then moved outdoors to the campus of the University of Minnesota for 2 seasons (2014-15) while U.S. Bank Stadium was being constructed. Ground breaking for the new facility took place in December 2013 and the Vikings played the 1st game there in the 2016 preseason opener on August 28 vs. San Diego. U.S. Bank Stadium hosted Super Bowl LII and the 2019 NCAA Men's Final Four.

The Vikings have called four stadiums "home" in their 62-season history: Metropolitan Stadium in Bloomington, Mall of America Field at the Hubert H. Humphrey Metrodome in Minneapolis, TCF Bank Stadium on the campus of the University of Minnesota and U.S. Bank Stadium, located on the same site as the Metrodome in Minneapolis. On Sept. 10, 1961, the Vikings played their first-ever home game, a 21-17 preseason loss to the L.A. Rams at Metropolitan Stadium. Over 21 seasons the Vikings compiled a 97-59-4 record, including playoffs, at Met Stadium and possessed one of the most dominant home field advantages in professional football. On Dec. 20, 1981, the Vikings played the last game at the Met, a 10-6 loss to the Kansas City Chiefs. Capacity of the Met was 48,446 in the stadium's final year. The Vikings played their last season in the Metrodome in 2013 after the passage of a new stadium bill. The new Vikings stadium, U.S. Bank Stadium, was built on the Metrodome site with the Vikings playing their home games on the University of Minnesota's campus at TCF Bank Stadium from 2014-15.

The Vikings moved indoors in 1982 to the Metrodome in downtown Minneapolis. Seating capacity for the Metrodome was 64,134. In 32 seasons at the Metrodome the Vikings owned a 168-92 record, which includes a 6-4 mark in NFL playoff action. The 2013 season marked 32nd campaign in the Metrodome, 11 seasons longer than the Vikings played at Metropolitan Stadium. The Metrodome had been host to many marquee sporting events, including Super Bowl XXVI, the 1987 and 1991 World Series, the 1985 Major League Baseball All-Star Game, the 1992 and 2001 NCAA Final Four basketball tournaments and the 1998 NFC Championship Game. The Metrodome also hosted NCAA Men's Basketball Regionals in 2000, 2003 and 2005.

During their two-year stay at TCF Bank Stadium, which has a capacity of 54,000, the Vikings had an 11-5 regular season record, giving them the highest win percentage all-time among teams in a temporary stadium and became the only team to secure a playoff berth while playing in a temporary stadium. The final game played at TCF Bank Stadium, a Wild Card Playoff game vs. Seattle (1/10/16) was the coldest game in Vikings history and the 3rd-coldest game in NFL history with a kickoff temperature of minus-6 Fahrenheit.

U.S. Bank Stadium hosted the first regular season game on Sept. 18, 2016 in prime time matchup vs. Green Bay, a 17-14 Vikings win. Vikings TE Kyle Rudolph scored the 1st TD for the club in their new home on a pass from Sam Bradford against the Packers. The 1st playoff game in the stadium was one for the ages, a 29-24 win over New Orleans in the Divisional Round with the winning TD coming on a 61-yard pass to Stefon Diggs on the final play of the game. The Packers game on 12/23/19 drew a record home crowd of 67,157.

Metropolitan Stadium

First Vikings Regular Season Game: vs. Chicago (9/17/61), 37-13 Vikings win
Total Vikings Home Record at Met Stadium: 97-59-4 (.606), 160 games (regular season/playoffs)

Mall of America Field at the Hubert H. Humphrey Metrodome

First Vikings Regular Season Game: vs. Tampa Bay (9/12/82), 17-10 Vikings win
Total Vikings Home Record at Metrodome: 168-92-0 (.646), 260 games (regular season/playoffs)

TCF Bank Stadium

First Vikings Regular Season Game: vs. Chicago Bears (12/20/10), 40-14 Vikings loss
Total Vikings Home Record at TCF Bank Stadium: 11-7 (.611), 18 games (regular season/playoffs)

U.S. Bank Stadium

First Vikings Regular Season Game: Green Bay Packers (9/18/16), 17-14 Vikings win
Total Vikings Home Record at U.S. Bank Stadium: 39-18 (.684), 56 games (regular season/playoffs)



EXTRA POINTS

2023 MINNESOTA VIKINGS

VIKINGS TRAINING CAMP TRADITION

Training Camp at TCO Performance Center

Since 2018, the Minnesota Vikings have held their summer training camp at Twin Cities Orthopedics Performance Center in Eagan, Minn. Prior to that, the Vikings spent 52 years on the campus of Minnesota State Mankato after hosting camp at Bemidji State from 1961-65.



The state-of-the-art TCO Performance Center features four grass outdoor fields, an indoor field and an artificial surface field at TCO Stadium. The new facility and camp can accommodate 5,000 fans daily. The 2023 camp marked the beginning of the team's 63rd season.



Voices of the Vikings

Entering his 22nd season in 2023 as the Vikings radio play-by-play voice is KFAN radio morning personality Paul Allen. Joining Allen as the color commentator is former Vikings LB and coach Pete Bercich.

Allen's run started when he became the Vikings Internet webcast play-by-play voice during the 2000 season, and called one Vikings game during the 2001 season. Since that game, he has become the "Voice of the Vikings."



Bercich returns for his 18th season with the broadcast in 2023 and brings a decade of NFL experience from the field and sideline. A seventh-round draft pick by the Vikings in 1994, Bercich overcame the odds and played for the team from 1995-2000. A standout special teamer, Bercich parlayed his knowledge of the game into a coaching job with the team from 2002-05.

Entering his eighth season as part of the Vikings Radio Network broadcast, former Vikings LB Ben Leber reports from the sideline and joins the head coach and players in the postgame segment. Leber played for the Vikings from 2006-10 and has been a regular contributor to KFAN and VEN.

KFAN-FM (100.3) and KTLK-AM (1130 AM) serve as the flagship stations for the Minnesota Vikings Radio Network, which includes outlets in five states.

MINNESOTA

MARKET	STATION	FREQUENCY
Twin Cities	KFAN-FM	100.3
Twin Cities	KTLK-AM	1130
Ada	KRJB-FM	106.5
Aitkin	KKIN-FM	94.3
Albert Lea	KQPR-FM	96.1
Alexandria	KIKV-FM	100.7
Bagley/Fosston	KKCQ-FM	96.7
Benson	KSCR-FM	93.5
Bemidji	KBUN-AM	1450
Blue Earth	KBEW-FM	98.1
Brainerd	KBLB-FM	93.3
Brainerd	KBLB-AM	1380
Crookston	KROX-FM	105.7
Dassel-Cokato	KARP-FM	106.9
Detroit Lakes	KBOT-FM	104.1
Detroit Lakes	KDLM-AM	1340
Duluth	WEBC-AM	560
Duluth	WWAX-FM	92.1
Ely	WELY-AM	1450
Eveleth	KRBT-AM	1340
Fergus Falls	KBRF-AM	1250
Fergus Falls	KZCR-FM	103.3
Grand Rapids	KMFY-FM	96.9
Glencoe	KGLB-AM	1310
Hibbing	WMNT-AM	650
Int'l Falls	KSDM-FM	104.1
Jackson	KRAQ-FM	105.7
Marshall	KARL-FM	105.1
Mankato	KYSM-AM	1230
Mankato	KXLP-FM	94.1
Pine City	WCMP-FM	100.9
Rochester	KRCH-FM	101.7
Rochester	KFAN-AM	1270
Saint Cloud	WJON-AM	1240
Saint Cloud	KXXS-AM	1390
Wabasha	WBHA-AM	1190
Wadena	KKWS-FM	105.9
Willmar	KWLM-AM	1340
Worthington	KWOA-AM	730

IOWA

Cedar Rapids	WMT-AM	600
Des Moines	KXNO-AM	1460
Mason City	KLKK-FM	103.7
Sioux City	KMNS-AM	620
Spencer	KICD-AM	1240

NORTH DAKOTA

Bismarck	KFYR-AM	520
Devils Lake	KDLR-AM	1240
Dickinson	KLTC-AM	1460
Fargo	KRWK-FM	101.9
Fargo	KVOX-AM	740
Jamestown	KXGT-FM	98.3
Lisbon	KQLX-FM	106.1
Minot	KRRZ-AM	1390
Oakes	KDDR-AM	1220
Valley City	KOVC-AM	1490
Williston	KEYZ-AM	660

SOUTH DAKOTA

Aberdeen	KMOM-FM	105.5
Mobridge	KMLO-FM	100.7
Pierre	KPLO-FM	94.5
Sisseton	KBWS-FM	102.9
Sioux Falls	KWSN-AM	1230
Watertown	KPHR-FM	106.3
Yankton	WNAX-AM	570

WISCONSIN

Eau Claire	WMEQ-AM	880
Rice Lake	WKFX-FM	99.1

Keeping Fans in the Game

Vikings Entertainment Network (VEN) is the umbrella for all Vikings content and entertainment initiatives, including preseason TV, team TV shows, Vikings.com, social media, in-stadium programming as well as the Minnesota Vikings Cheerleaders (MVC), Skol Line Drum Team and Viktor the Viking.

The VEN move into Twin Cities Orthopedics Performance Center and the TCO Studios enabled the Vikings to connect with fans like never before, including through a live studio show.

The prime space inside TCO Performance Center provides various settings for different types of content, an expansion of the already robust lineup of offerings from VEN and new content.

“Vikings fans have consistently engaged with the inside access that VEN strives to provide, and we have a responsibility to continue to meet or exceed their programming demands,” said Vikings Vice President of Content and Production Bryan Harper. “TCO Studios has provided tremendous opportunities to deliver on those demands with meaningful content for our fans.”

The TCO Studios 1,750-square-foot main studio space features four scenic arrangements.

1. The main desk is positioned in front of a 3X3 video wall for traditional broadcasts.
2. An informal area for more relaxed content is positioned in front of a 2X2 video wall.
3. A social/interactive area features an 86-inch touchscreen.
4. A stand-up area features three vertical screens that can be combined.

TCO Studios’ main space can connect with the auditorium that is used by the Vikings for team meetings by raising an operable acoustic wall. This versatility creates an incredible set-up for the live show and allows TCO Studios to operate as a stage for other special events.



GJALLARHORN SOUNDERS

THE VIKINGS GJALLARHORN TRADITION -

In Norse myth, the god Heimdallr serves as watchman for the other gods. He sits by the bridge over the river Gjoll at the end of the world. If hostile giants approach the bridge, Heimdallr sounds his horn. At the final battle in Norse mythology, the Ragnarok, Heimdallr will sound a mighty blast on the Gjallarhorn to awaken the other gods. It is from this the Minnesota Vikings have found use of the Gjallarhorn prior to their battles on the football field.

2007

NAME	GAME	DESCRIPTION
Hub Meeds	8/10 - Rams	Legendary Vikings Mascot
TJ Johnson	8/30 - Cowboys	Gjallarhorn Creator
Rick Kraft	9/9 - Falcons	Citizen Responder to I-35 Bridge Collapse
Chuck Foreman	9/30 - Packers	Vikings Ring of Honor RB
Bud Grant	10/28 - Eagles	Vikings Pro Football Hall of Fame Coach
Jerry Burns	11/4 - Chargers	Vikings Ring of Honor Coach
Carl Eller	11/18 - Raiders	Vikings Pro Football Hall of Fame DE
John Kriesel	12/2 - Lions	Honored War Veteran
Mark Parrish	12/17 - Bears	Wild All-Star Right Wing
Joe Mauer	12/23 - Washington	Twins All-Star Catcher

2008

NAME	GAME	DESCRIPTION
Dennis Koslowski	8/8 - Seahawks	Olympic Medalist - Wrestling
Ron Stolski	8/23 - Steelers	Brainerd High School Football Coach
Heath Farwell	9/14 - Colts	Vikings Linebacker
Robert Griffith	9/21 - Panthers	Vikings Safety
Eric Hilgenberg	10/12 - Lions	Son of Former Vikings Linebacker
Mardy Fish	11/2 - Texans	International Tennis Pro
Shawn Johnson	11/9 - Packers	Olympic Gold Medalist - Gymnastics
John Randle	11/30 - Bears	Vikings Pro Football Hall of Fame DT
Paul Krause	12/21 - Falcons	Vikings Pro Football Hall of Fame S and NFL record holder with 81 interceptions
Syd Davy	12/28 - Giants	Representing Vikings Fans
Robert Smith	1/4 - Eagles	Vikings Running Back

2009

NAME	GAME	DESCRIPTION
Irv Cross	8/21 - Chiefs	Former Sportscaster and NFL Player
Rufus Bess	9/4 - Cowboys	Vikings Cornerback
Jim Marshall	9/27 - 49ers	Vikings Ring of Honor DE
Randall McDaniel	10/5 - Packers	Vikings Pro Football Hall of Fame G
Brock Lesnar	10/18 - Ravens	UFC Heavyweight Champion / Gopher
Capt. Dustin Snare	11/15 - Lions	MN National Guard Soldier / Live from Iraq
Tom Kelly	11/22 - Seahawks	Twins Manager
Scott Studwell	11/29 - Bears	Vikings Ring of Honor Member
Mick Tingelhoff	12/13 - Bengals	Vikings Center and Pro Football Hall of Famer
Neal Brofen	1/3 - Giants	Hockey Legend / Olympic Gold Medalist
Joe Kapp	1/17 - Cowboys	Vikings Quarterback

2010

NAME	GAME	DESCRIPTION
Stu Voigt	8/28 - Seahawks	Vikings Tight End
Greg Coleman	9/2 - Broncos	Vikings Punter
Gene Washington	9/19 - Dolphins	Vikings Wide Receiver
Mike Morris	9/26 - Lions	Vikings Long Snapper
Michael Cuddyer	10/17 - Cowboys	Twins First Baseman
Sidney Rice	11/7 - Cardinals	Vikings Wide Receiver
Fred Zamberletti	11/21 - Packers	Vikings Trainer and Ring of Honor Member
Jeff Siemon	12/5 - Bills	Vikings Linebacker

2011

NAME	GAME	DESCRIPTION
Rich Frahm	8/27 - Cowboys	Local 512 / Dome Roof Repair
JT Brown	9/1 - Texans	Frozen Four MVP / U of M Duluth
Mona Dohman	9/18 - Buccaneers	Minnesota Public Safety Commissioner
Fred Cox	9/25 - Lions	Vikings Kicker
Tubby Smith	10/9 - Cardinals	Gophers Basketball Coach
Chris Doleman	10/23 - Packers	Vikings Pro Football Hall of Fame DE
Stan "Krusher" Kowalski	11/20 - Raiders	Minnesota U.S. Navy World War II Veteran / Pro Wrestling Icon
Paul Molitor	12/4 - Broncos	St. Paul Native / Baseball Hall of Famer
Kevin Love	12/18 - Saints	Minnesota Timberwolves All-Star
Butch Clayman	1/1 - Bears	Representing Vikings Fans

2012

NAME	GAME	DESCRIPTION
Jack Jablonski	8/17 - Bills	Inspirational Injured Hockey Player
Ted Brown	8/24 - Chargers	Vikings Running Back
Larry Spooner	9/9 - Jaguars	Representing Vikings Fans Stadium Push
Josh Duhamel	9/23 - 49ers	Hollywood Actor / Vikings Fan
Flip Saunders	10/7 - Titans	NBA Coach / Gopher Alumnus
Juan Berenguer	10/21 - Cardinals	Minnesota Twins Pitcher
Matt Blair	10/25 - Buccaneers	Vikings Ring of Honor LB
Betty Wall Strohfus	11/11 - Lions	Female World War II Aviator
John Gagliardi	12/9 - Bears	St. Johns University Football Coach
Nicholas David	12/30 - Packers	Finalist on <i>The Voice</i> / Minnesota Native

2013

NAME	GAME	DESCRIPTION
LeRoy Bendickson	8/9 - Texans	Vikings Season Ticket Holder / Activist
Rickey Young	8/29 - Titans	Vikings RB
Hubert H. Humphrey IV	9/22 - Browns	Grandson of Hubert H. Humphrey
David Haye	9/29 - Steelers	British Professional Boxer
Lindsay Whalen	10/13 - Panthers	Lynx All-Star / Gopher Alumni / Olympian
Joey Browner	10/27 - Packers	Vikings Safety and Ring of Honor member
Cris Carter	11/7 - Washington	Vikings Pro Football Hall of Fame WR
Jerry Reichow	12/1 - Bears	Vikings Player Personnel
Daunte Culpepper	12/15 - Eagles	Vikings Quarterback
Bud Grant	12/29 - Lions	Vikings HOF Coach

2014

NAME	GAME	DESCRIPTION
SSG Patrick Loch	8/8 - Raiders	Minnesota Army National Guard
Derrick Langeslay	8/16 - Cardinals	New Stadium Construction Worker
Milt Sunde	9/14 - Patriots	Gophers & Vikings Guard
Zach Lavine	9/28 - Falcons	Minnesota Timberwolves Guard
Rose Murphy	10/12 - Lions	Breast Cancer Survivor / Mother of Teddy Bridgewater
Tyrone Carter	11/2 - Washington	Gophers & Vikings Safety
SGT Tom Block	11/23 - Packers	United States Army Ranger

Gary Larsen	11/30 - Panthers	Vikings Defensive Tackle
Jerry Kell	12/7 - Jets	University of Minnesota Head Football Coach
Bryan Obadzinski	12/28 - Bears	Longtime Vikings Fan

2015

NAME	GAME	DESCRIPTION
Phil Housley	8/15 - Buccaneers	NHL Hall of Famer from St. Paul, Minnesota
Maddyn Greenway	8/22 - Raiders	Daughter of Vikings LB Chad Greenway
Alan Page	9/20 - Lions	Vikings Hall of Fame DT, MN Supreme Court Justice
Fran Tarkenton	9/27 - Chargers	Vikings Hall of Fame QB
Minnesota Lynx	10/18 - Chiefs	The 2015 WNBA Champions
Eric Marts	11/8 - Rams	Army Master Sergeant, 34th Infantry Division
Devan Dubnyk	11/22 - Packers	Minnesota Wild Goalie
Phil Loadholt	12/6 - Seahawks	Vikings Tackle
Sid Hartman	12/20 - Bears	Twin Cities Media Icon
Eric Kaler	12/27 - Giants	University of Minnesota President
Rhett Ellison	1/10 - Seahawks	Vikings Tight End

2016

NAME	GAME	DESCRIPTION
David Plummer	8/28 - Chargers	Olympic Medalist and Former Gophers Swimmer
Dave Mansell	9/1 - Rams	Mortenson Construction General Superintendent on U.S. Bank Stadium
Bud Grant	9/18 - Packers	Vikings Head Coach and Pro Football HOFer
Randy Moss	10/3 - Giants	Vikings WR & ESPN Analyst
Tommy Kramer	10/9 - Texans	Vikings QB
Richard Nash	11/6 - Lions	Adjutant General of Minnesota National Guard
Pete Berlich	11/20 - Cardinals	Vikings LB, coach and Vikings Radio Network Analyst
Ron Yary	12/1 - Cowboys	Vikings OT and Pro Football HOFer
Carl Lee	12/18 - Colts	Vikings CB
Erik Haula	1/1/17 - Bears	Minnesota Wild Center

2017

NAME	GAME	DESCRIPTION
E.J. Henderson	8/27 - 49ers	Vikings LB and Vikings Youth Football Manager
Mark Sharockman	8/31 - Dolphins	Son of Late Vikings CB Ed Sharockman
Randy Moss	9/11 - Saints	Former Vikings WR and Vikings Ring of Honor Inductee
P.J. Fleck	9/24 - Buccaneers	University of Minnesota Head Football Coach
Ahmad Rashad	10/1 - Lions	Former Vikings WR and Vikings Ring of Honor Inductee
Hafþor Björnsson	10/15 - Packers	Professional Strongman and Actor 'Mountain' on <i>Game of Thrones</i>
Curtis Axel	10/22 - Ravens	Star of World Wrestling Entertainment and Minnesota Native
John Jensen	11/19 - Rams	Major General of Minnesota National Guard
Robert J. O'Neill	12/17 - Bengals	Member of SEAL Team 6
Joseph Votel	12/31 - Bears	United States Army four-star General
John Randle	1/14/18 - Saints	Pro Football Hall of Famer and Vikings Ring of Honor Member

2018

NAME	GAME	DESCRIPTION
Joe Berger	8/18 - Jaguars	Vikings Offensive Lineman
Ryan Dungey	8/24 - Seahawks	Motocross/Supercross Champion and Belle Plaine, MN Native
Todd Steussie	9/9 - 49ers	Vikings Pro Bowl T and Member of 1998 Team
Zach Green	9/23 - Bills	Son of the Late Dennis Green on his Ring of Honor Induction Day
Chris Doelman	10/14 - Cardinals	Pro Football HOF, Ring of Honor DE Battling Glioblastoma
Jessie Diggins	10/28 - Saints	Olympic Gold Medalist Cross Country Skier and Afton, MN Native
Antoine Winfield	11/11 - Lions	Vikings Pro Bowl CB
Olympic Curling Team	11/25 - Packers	2018 Men's Gold Medal Curlers (John Shuster, Tyler George, John Landsteiner, Joe Polo)
Kent Hrbek	12/16 - Dolphins	Twins All-Star 1B, World Series Champion and Bloomington, MN Native
Brad Johnson	12/30 - Bears	Vikings QB

2019

NAME	GAME	DESCRIPTION
Taquarius Wair	8/18 - Seahawks	Childhood Burn Victim, Football Player at Minneapolis North and Mesabi Range JC
Nelson Cruz	8/24 - Cardinals	Minnesota Twins Star OF/DH
Scott Studwell	9/8 - Falcons	Vikings ROH Member, retired after 42 years with organization as player and scout
Jim Marshall	9/22 - Raiders	Marshall with Purple People Eaters teammates Alan Page, Gary Larsen and Carl Eller
Keith Millard	10/13 - Eagles	Vikings DT and 1989 NFL Defensive Player of the Year
Steve Jordan	10/24 - Washington	Vikings Ring of Honor Inductee and record-setting TE played for team 1982-94
Jake Peterson	11/17 - Broncos	10-year U.S. Army veteran and Green Beret
Tyler Johnson	12/8 - Lions	Gophers WR from Minneapolis North HS, joined by native Minnesotan senior Gophers
Brian Robison	12/23 - Packers	Vikings DE
David Dixon	12/29 - Bears	Vikings G

2020

NAME	GAME	DESCRIPTION
Family of George Floyd	9/13 - Packers	Horn not sounded in honor of Floyd and others who no longer have a voice due to racism
Dr. Andrew Olson	9/27 - Titans	Bethesda Hospital Medical Director, Minnesota's COVID-19 Response Center
Erika Rucks	10/18 - Falcons	Lymphoma and breast cancer survivor, pediatric oncology nurse at UMN Children's
Colonel Gregory Fix	11/8 - Lions	Commander of Minnesota's 34th Expeditionary Combat Aviation Brigade
Ryan Burnet	11/22 - Cowboys	Founder of Northside Boxing Club in NE Minneapolis
Adrienne Diercks	11/29 - Panthers	Founder and Executive Director of Project Success
Emily Hunt Turner	12/6 - Jaguars	CEO of All Square
Patrick Healy	12/20 - Bears	Vikings Special Olympics Unified Flag Football team member

2021


NAME	GAME	DESCRIPTION
Gable Steveson	8/14 - Broncos	Olympic Gold Medalist
Conrad Cardano	8/21 - Colts	Player Personnel Consultant
Randall McDaniel	9/26 - Seahawks	Vikings Offensive Guard and Pro Football Hall of Famer
Kevin Williams	10/3 - Browns	Vikings Ring of Honor Inductee
Mark Rosen	10/10 - Lions	Twin Cities Broadcasting Legend
Steve Hutchinson	10/31 - Cowboys	Vikings Offensive Guard and Pro Football of Famer
Donald "Doc" E. Ballard	11/21 - Packers	Navy and National Guard Veteran
Paul Krause	12/9 - Steelers	Vikings Cornerback and Pro Football Hall of Famer
Tony Olivia	12/26 - Rams	2022 Baseball Hall of Fame Inductee
Sammy White	1/9/2 - Bears	Vikings Legend and 2022 Black College Football Hall of Fame Inductee

2022


NAME	GAME	DESCRIPTION
Sylvia Fowles	8/20 - 49ers	Minnesota Lynx star, 2-time WNBA Finals MVP
Cris Carter	9/11 - Packers	Vikings Hall of Fame WR
Lonnie Warwick	9/25 - Lions	Vikings LB 1965-72
Charlie Huizinga	10/9 - Bears	9-year old leukemia survivor
Jared Allen	10/30 - Cardinals	2022 Ring of Honor inductee
General Paul Nakasone	11/20 - Cowboys	Minnesota native and Army 4-star General, Commander of US Cyber Command
Suni Lee	11/24 - Patriots	St. Paul native and 2020 Olympic gold medal-winning gymnast
Jarius Wright	12/4 - Jets	Vikings WR 2012-17
Tommy Kramer & Ahmad Rashad	12/17 - Colts	Vikings QB/WR connected on Miracle at the Met TD vs. Cleveland in 1980
Kirill Kaprizov	12/24 - Giants	MN Wild forward
Brian O'Neill	1/15 - Giants	Vikings tackle

IN MEMORIAM


The Vikings family suffered heartbreaking losses in 2022 and 2023 - individuals who left their marks on the team and community and have a permanent place in the memories of the Vikings, their loved ones and their fans.



Joe Kapp




Bud Grant




Frank Gilliam



Adam Zimmer



Bob Berry



Frank Youse



Charley Ferguson



Red McCombs

NFL STANDINGS & RESULTS

AMERICAN FOOTBALL CONFERENCE

TEAM	W	L	T	PCT	PF	PA	NET PTS	HOME	AWAY	CONF	DIV	STREAK
Miami Dolphins	2	0	0	1.000	60	51	9	0-0-0	2-0-0	2-0-0	1-0-0	Won 2
New York Jets	1	1	0	.500	32	46	-14	1-0-0	0-1-0	1-0-0	1-0-0	Lost 1
Buffalo Bills	1	1	0	.500	54	32	22	1-0-0	0-1-0	1-1-0	0-1-0	Won 1
New England Patriots	0	2	0	.000	37	49	-12	0-2-0	0-0-0	0-1-0	0-1-0	Lost 2

TEAM	W	L	T	PCT	PF	PA	NET PTS	HOME	AWAY	CONF	DIV	STREAK
Baltimore Ravens	2	0	0	1.000	52	33	19	1-0-0	1-0-0	2-0-0	1-0-0	Won 2
Pittsburgh Steelers	1	1	0	.500	33	52	-19	1-1-0	0-0-0	1-0-0	1-0-0	Won 1
Cleveland Browns	1	1	0	.500	46	29	17	1-0-0	0-1-0	1-1-0	1-1-0	Lost 1
Cincinnati Bengals	0	2	0	.000	27	51	-24	0-1-0	0-1-0	0-2-0	0-2-0	Lost 2

TEAM	W	L	T	PCT	PF	PA	NET PTS	HOME	AWAY	CONF	DIV	STREAK
Jacksonville Jaguars	1	1	0	.500	40	38	2	0-1-0	1-0-0	1-1-0	1-0-0	Lost 1
Tennessee Titans	1	1	0	.500	42	40	2	1-0-0	0-1-0	1-0-0	0-0-0	Won 1
Indianapolis Colts	1	1	0	.500	52	51	1	0-1-0	1-0-0	1-1-0	1-1-0	Won 1
Houston Texans	0	2	0	.000	29	56	-27	0-1-0	0-1-0	0-2-0	0-1-0	Lost 2

TEAM	W	L	T	PCT	PF	PA	NET PTS	HOME	AWAY	CONF	DIV	STREAK
Las Vegas Raiders	1	1	0	.500	27	54	-27	0-0-0	1-1-0	1-1-0	1-0-0	Lost 1
Kansas City Chiefs	1	1	0	.500	37	30	7	0-1-0	1-0-0	1-0-0	0-0-0	Won 1
Denver Broncos	0	2	0	.000	49	52	-3	0-2-0	0-0-0	0-1-0	0-1-0	Lost 2
Los Angeles Chargers	0	2	0	.000	58	63	-5	0-1-0	0-1-0	0-2-0	0-0-0	Lost 2

NATIONAL FOOTBALL CONFERENCE

TEAM	W	L	T	PCT	PF	PA	NET PTS	HOME	AWAY	CONF	DIV	STREAK
Washington Commanders	2	0	0	1.000	55	49	6	1-0-0	1-0-0	1-0-0	0-0-0	Won 2
Philadelphia Eagles	2	0	0	1.000	59	48	11	1-0-0	1-0-0	1-0-0	0-0-0	Won 2
Dallas Cowboys	2	0	0	1.000	70	10	60	1-0-0	1-0-0	1-0-0	1-0-0	Won 2
New York Giants	1	1	0	.500	31	68	-37	0-1-0	1-0-0	1-1-0	0-1-0	Won 1

TEAM	W	L	T	PCT	PF	PA	NET PTS	HOME	AWAY	CONF	DIV	STREAK
Detroit Lions	1	1	0	.500	52	57	-5	0-1-0	1-0-0	0-1-0	0-0-0	Lost 1
Green Bay Packers	1	1	0	.500	62	45	17	0-0-0	1-1-0	1-1-0	1-0-0	Lost 1
Chicago Bears	0	2	0	.000	37	65	-28	0-1-0	0-1-0	0-2-0	0-1-0	Lost 2
Minnesota Vikings	0	2	0	.000	45	54	-9	0-1-0	0-1-0	0-2-0	0-0-0	Lost 2

TEAM	W	L	T	PCT	PF	PA	NET PTS	HOME	AWAY	CONF	DIV	STREAK
New Orleans Saints	2	0	0	1.000	36	32	4	1-0-0	1-0-0	1-0-0	1-0-0	Won 2
Tampa Bay Buccaneers	2	0	0	1.000	47	34	13	1-0-0	1-0-0	2-0-0	0-0-0	Won 2
Atlanta Falcons	2	0	0	1.000	49	34	15	2-0-0	0-0-0	2-0-0	1-0-0	Won 2
Carolina Panthers	0	2	0	.000	27	44	-17	0-1-0	0-1-0	0-2-0	0-2-0	Lost 2

TEAM	W	L	T	PCT	PF	PA	NET PTS	HOME	AWAY	CONF	DIV	STREAK
San Francisco 49ers	2	0	0	1.000	60	30	30	0-0-0	2-0-0	1-0-0	1-0-0	Won 2
Los Angeles Rams	1	1	0	.500	53	43	10	0-1-0	1-0-0	1-1-0	1-1-0	Lost 1
Seattle Seahawks	1	1	0	.500	50	61	-11	0-1-0	1-0-0	1-1-0	0-1-0	Won 1
Arizona Cardinals	0	2	0	.000	44	51	-7	0-1-0	0-1-0	0-2-0	0-0-0	Lost 2

MINNESOTA VIKINGS

2023 SCHEDULE



PRESEASON

WEEK	DAY	DATE	OPPONENT	TIME (CT)	TV	RADIO
P1	THURSDAY	AUG. 10	AT SEATTLE SEAHAWKS	9 P.M.	TBD	KFAN/ KTLK
P2	SATURDAY	AUG. 19	TENNESSEE TITANS	7 P.M.	TBD	KFAN/ KTLK
P3	SATURDAY	AUG. 26	ARIZONA CARDINALS	NOON	TBD	KFAN/ KTLK

REGULAR SEASON

WEEK	DAY	DATE	OPPONENT	TIME (CT)	TV	RADIO
1	SUNDAY	SEPT. 10	TAMPA BAY BUCCANEERS	NOON	CBS	KFAN / KTLK
2	THURSDAY	SEPT. 14	AT PHILADELPHIA EAGLES	7:15 P.M.	PRIME	KFAN / KTLK
3	SUNDAY	SEPT. 24	LOS ANGELES CHARGERS	NOON	FOX	KFAN / KTLK
4	SUNDAY	OCT. 1	AT CAROLINA PANTHERS	NOON	FOX	KFAN / KTLK
5	SUNDAY	OCT. 8	KANSAS CITY CHIEFS	3:25 P.M.	CBS	KFAN / KTLK
6	SUNDAY	OCT. 15	AT CHICAGO BEARS	NOON	FOX	KFAN / KTLK
7	MONDAY	OCT. 23	SAN FRANCISCO 49ERS	7:15 P.M.	ESPN	KFAN / KTLK
8	SUNDAY	OCT. 29	AT GREEN BAY PACKERS	NOON	FOX	KFAN / KTLK
9	SUNDAY	NOV. 5	AT ATLANTA FALCONS	NOON	FOX	KFAN / KTLK
10	SUNDAY	NOV. 12	NEW ORLEANS SAINTS	NOON	FOX	KFAN / KTLK
11	SUNDAY	NOV. 19	AT DENVER BRONCOS	7:20 P.M.	NBC	KFAN/ KTLK
12	MONDAY	NOV. 27	CHICAGO BEARS	7:15 P.M.	ESPN	KFAN/ KTLK
13	SUNDAY	DEC. 3	BYE			
14	SUNDAY	DEC. 10	AT LAS VEGAS RAIDERS	3:05 P.M.	FOX	KFAN / KTLK
15	TBD	TBD	AT CINCINNATI BENGALS	TBD	TBD	KFAN / KTLK
16	SUNDAY	DEC. 24	DETROIT LIONS	NOON	FOX	KFAN / KTLK
17	SUNDAY	DEC. 31	GREEN BAY PACKERS	7:20 P.M.	NBC	KFAN / KTLK
18	TBD	TBD	AT DETROIT LIONS	TBD	TBD	KFAN/KTLK

PLAYOFFS

Vikings home games in bold // Select game times subject to change due to flexible scheduling

DATE	ROUND	DATE	ROUND	FOLLOW THE VIKINGS
JAN 13-15	WILD CARD PLAYOFF GAMES	JAN 28	CONF. CHAMPIONSHIP GAMES	@VIKINGS
JAN 20-21	DIVISIONAL PLAYOFF GAMES	FEB 11	SUPER BOWL LVIII // LAS VEGAS	VIKINGS.COM