



BOLT UP
los angeles chargers football



GAME RELEASE



vs.



WEEK 2 | SUN. SEPT. 15 | 10:00 AM PT

GAME RELEASE

213.719.6600 | Chargers.com | @Chargers

Josh.Rupprecht@Chargers.NFL.com | Jennifer.Rojas@Chargers.NFL.com

Lauren.Georgeson@Chargers.NFL.com | Brock.Anderson@Chargers.NFL.com

Leonie.Strehl@Chargers.NFL.com | Ricky.Martinez@Chargers.NFL.com



CHARGERS HEAD TO CAROLINA FOR WEEK 2

The Los Angeles Chargers go on the road for the team's first away game of the 2024 season in Week 2 against the Carolina Panthers. Kickoff from Bank of America Stadium is at 10:00 a.m. PT on Sun., Sept. 15. Tom McCarthy, Jay Feely and Amanda Balionis have the call on CBS and Paramount+, while Matt "Money" Smith, Daniel Jeremiah and Shannon Farren will broadcast on the Chargers Radio Network airwaves on ALT FM-98.7 as well as on SiriusXM 119 or 131 and on the SiriusXM app. Adrian Garcia-Marquez and Francisco Pinto will present the game in Spanish on Que Buena Los Angeles.

Los Angeles heads to Carolina to play the Panthers for just the fourth time in history and first since 2016. In the last matchup, a home game against Carolina in 2020, Justin Herbert made his second career start and threw for 330 yards, becoming the third player in NFL history to top 300 passing yards in each of his first two career starts.

The Chargers defeated the Raiders at home in Week 1 behind 135 rushing yards from running back **J.K. Dobbins**, who averaged 13.5 yards per carry to set an NFL Kickoff Weekend record among players with at least 10 attempts. The Bolts defense forced three turnovers, including an interception by defensive lineman **Poona Ford**, and totaled four sacks. Both outside linebackers **Khalil Mack** (1.5) and **Joey Bosa** (1.0) got in on the action bringing down the quarterback, while Bosa added a forced fumble that led to a takeaway on a running play.

Coached by first-year head coach Dave Canales, the Panthers are led on offense by quarterback Bryce Young, wide receivers Diontae Johnson and Adam Thielen, and running backs Chuba Hubbard and Miles Sanders. Defensively, Carolina showcases linebacker Shaq Thompson and cornerback Jaycee Horn.

The Chargers stay on the road for Week 3, traveling to play the Pittsburgh Steelers at Acrisure Stadium. Kickoff is slated for 10:00 a.m. PT on Sun., Sept. 22.

BY THE NUMBERS

- 6.5** The Bolts offense ran wild in the Week 1 victory, averaging 6.5 yards per attempt. The rushing average led all AFC teams and ranked No. 2 in the NFL in Week 1
- 103** OLB Khalil Mack had 1.5 sacks last week, bringing him to 103.0 for his career, good for No. 4 among active NFL players.
- 139** RB J.K. Dobbins exploded last week, totaling 139 scrimmage yards (135 rushing, four receiving) and a touchdown. He had a pair of runs of 45-plus yards, including one that went for 61 yards, good for the longest run in the NFL so far this season.

ON THE CALL

TELEVISION: CBS/PARAMOUNT+
Play-by-play: Tom McCarthy
Analyst: Jay Feely
Sideline: Amanda Balionis

SPANISH RADIO: QUE BUENA LOS ANGELES (FM-105.5/94.3)
Play-by-play: Adrian Garcia-Marquez
Analyst: Francisco Pinto

CHARGERS RADIO: ALT FM-98.7
Play-by-play: Matt "Money" Smith
Analyst: Daniel Jeremiah
Sideline: Shannon Farren

CHARGERS MOBILE APP: Official team news, full game stats and live press conferences are available on the Chargers mobile app. For more details, visit Chargers.com/app.

2024 CHARGERS SCHEDULE

PRESEASON (1-2)

Wk	Date	Opponent	TV	Result
1	Sat., Aug. 10	SEATTLE	CBS LA	L, 16-3
2	Sat., Aug. 17	L.A. RAMS	CBS LA	L, 13-9
3	Sat., Aug. 24	at Dallas	CBS LA	W, 26-19

REGULAR SEASON (1-0)

Wk	Date	Opponent	TV	Time*/Res.
1	Sun., Sept. 8	LAS VEGAS	CBS	W, 22-10
2	Sun., Sept. 15	at Carolina	CBS	10:00 a.m.
3	Sun., Sept. 22	at Pittsburgh	CBS	10:00 a.m.
4	Sun., Sept. 29	KANSAS CITY	CBS	1:25 p.m.
5	—	BYE	—	—
6	Sun., Oct. 13	at Denver	CBS	1:05 p.m.
7	Mon., Oct. 21	at Arizona	ESPN+	6:00 p.m.
8	Sun., Oct. 27	NEW ORLEANS	FOX	1:05 p.m.
9	Sun., Nov. 3	at Cleveland	CBS	10:00 a.m.
10	Sun., Nov. 10	TENNESSEE	FOX	1:05 p.m.
11	Sun., Nov. 17	CINCINNATI	CBS	1:25 p.m.
12	Mon., Nov. 25	BALTIMORE	ESPN	5:15 p.m.
13	Sun., Dec. 1	at Atlanta	CBS	10:00 a.m.
14	Sun., Dec. 8	at Kansas City	NBC	5:20 p.m.
15	Sun., Dec. 15	TAMPA BAY	FOX	1:25 p.m.
16	Sun., Dec. 22	DENVER	FOX	1:05 p.m.
17	TBD	at New England	TBD	TBD
18	TBD	at Las Vegas	TBD	TBD

*All Times Pacific

HOME GAMES IN CAPS

2024 AFC WEST STANDINGS

Team	W	L	T	Pct.	PF	PA
L.A. Chargers	1	0	0	1.000	22	10
Kansas City	1	0	0	1.000	27	20
Denver	0	1	0	.000	20	26
Las Vegas	0	1	0	.000	10	22

RELEASE INDEX

Content	Page	Content	Page
The 2024 Schedule	2	Joey Bosa Notes	23
Panthers Series History	3	Cameron Dicker Notes	25
The Matchup	4	Other Player Notes	26
Connections	6	Specialist Notes	27
Assistant Coaches	7	Career Stats vs. Panthers	28
Team Notes	8	2024 Stats	31
Justin Herbert Notes	10	Rosters & Transactions	33
Derwin James Jr. Notes	18	Media Information	41
Khalil Mack Notes	20		

BREAKING DOWN THE 2024 SCHEDULE

SERIES BREAKDOWN	2024 RECORD	NOTES
 <p>ALL-TIME: 59-68-2 HOME: 31-33-1 AWAY: 28-35-1 LAST: W, 22-10 — 2024 vs. Raiders</p>	<p>OVERALL: 0-1-0 HOME: 0-0-0 AWAY: 0-1-0 STANDING: 4th AFC West</p>	<p>The Chargers have won 15 of the past 21 home contests against the Raiders and defeated the Raiders in 12 of the last 20 road games. Los Angeles beat the Raiders at SoFi Stadium last season behind Khalil Mack's single-game franchise-record six sacks.</p>
 <p>ALL-TIME: 1-6-0 HOME: 0-4-0 AWAY: 1-2-0 LAST: L, 21-16 — 2020 vs. Panthers</p>	<p>OVERALL: 0-1-0 HOME: 0-0-0 AWAY: 0-1-0 STANDING: 4th NFC South</p>	<p>Los Angeles heads to Carolina to play the Panthers for just the fourth time in history and first since 2016. In the last matchup, a home game against Carolina in 2020, Justin Herbert made his second career start and threw for 330 yards, becoming the third player in NFL history to top 300 passing yards in each of his first two career starts.</p>
 <p>ALL-TIME: 9-23-0 HOME: 7-9-0 AWAY: 2-14-0 LAST: W, 41-37 — 2021 vs. Steelers</p>	<p>OVERALL: 1-0-0 HOME: 0-0-0 AWAY: 1-0-0 STANDING: 1st AFC North</p>	<p>The Bolts have won three of the last five bouts in the series, including the 2021 <i>Sunday Night Football</i> come-from-behind victory at home by four points where Justin Herbert become the first player in NFL history to throw for 350 yards and run for 90 in the same game.</p>
 <p>ALL-TIME: 57-69-1 HOME: 31-31-1 AWAY: 26-38-0 LAST: L, 13-12 — 2023 vs. Chiefs</p>	<p>OVERALL: 1-0-0 HOME: 1-0-0 AWAY: 0-0-0 STANDING: 2nd AFC West</p>	<p>The Chargers have an all-time regular-season home record against the Chiefs of 31-31-1, with the last five matchups being decided by one score. The Chargers have won two of the last four road games against the Chiefs, including back-to-back wins in 2020 and 2021.</p>
 <p>ALL-TIME: 55-72-1 HOME: 37-27-0 AWAY: 18-45-1 LAST: L, 16-9 — 2023 at Broncos</p>	<p>OVERALL: 0-1-0 HOME: 0-0-0 AWAY: 0-1-0 STANDING: 3rd AFC West</p>	<p>The Bolts hold a 37-27 regular-season home record against the Broncos. In the 2022 home game on <i>Monday Night Football</i>, Los Angeles beat Denver in overtime, 19-16. 11 of the last 14 matchups in the Mile High City have been decided by one score, including six of them by less than seven points.</p>
 <p>ALL-TIME: 11-4-0 HOME: 7-1-0 AWAY: 4-3-0 LAST: W, 25-24 — 2022 at Cardinals</p>	<p>OVERALL: 0-1-0 HOME: 0-0-0 AWAY: 0-1-0 STANDING: 3rd NFC West</p>	<p>The Chargers hold a 11-4 (.733) all-time advantage against Arizona. Los Angeles has won five of the last six games, including a 25-24 come-from-behind victory in 2022. The Week 7 matchup marks the third-ever Monday night contest between the teams and the first since 2014.</p>
 <p>ALL-TIME: 7-6-0 HOME: 3-3-0 AWAY: 4-3-0 LAST: L, 30-27 (OT) — 2020 at Saints</p>	<p>OVERALL: 1-0-0 HOME: 1-0-0 AWAY: 0-0-0 STANDING: 1st NFC South</p>	<p>The Chargers face the Saints for the 14th time in history, boasting a 7-6 all-time advantage. Typically high-scoring affairs, Los Angeles has eclipsed 25 points in five of the last six games. The late October matchup is the first home game for the Chargers between the teams since 2016.</p>
 <p>ALL-TIME: 19-9-1 HOME: 9-4-0 AWAY: 10-5-1 LAST: W, 30-28 — 2022 at Browns</p>	<p>OVERALL: 0-1-0 HOME: 0-1-0 AWAY: 0-0-0 STANDING: 2nd AFC North</p>	<p>Winners of 14 of the last 18 matchups with Cleveland, the Chargers hold a 19-9-1 advantage in the regular-season series against the Browns. Los Angeles won the last matchup in Cleveland in 2022, 30-28, and is undefeated in all 14 games in the series when scoring 25 points.</p>
 <p>ALL-TIME: 28-16-1 HOME: 19-3-1 AWAY: 9-13-0 LAST: L, 27-24 (OT) — 2023 at Titans</p>	<p>OVERALL: 0-1-0 HOME: 0-0-0 AWAY: 0-1-0 STANDING: 2nd AFC South</p>	<p>The Chargers are 28-16-1 (0.636) against the former AFL West rival. Los Angeles has won 11 of the past 14 games overall, eight straight as the home team. In the eight-straight home wins, the Bolts average 30.8 points and 401.3 net yards per game.</p>
 <p>ALL-TIME: 22-14-0 HOME: 11-7-0 AWAY: 11-7-0 LAST: W, 41-22 — 2021 at Bengals</p>	<p>OVERALL: 0-1-0 HOME: 0-1-0 AWAY: 0-0-0 STANDING: 4th AFC North</p>	<p>The game will be the first home matchup for the Chargers against the Bengals since a 26-21 victory in 2018. The Bolts have won three-straight games against Cincinnati, including a 19-point victory in 2021 that saw Justin Herbert throw for 317 yards and three touchdowns, registering a 118.4 passer rating.</p>
 <p>ALL-TIME: 5-9-0 HOME: 4-5-0 AWAY: 1-4-0 LAST: L, 20-10 — 2023 vs. Ravens</p>	<p>OVERALL: 0-1-0 HOME: 0-0-0 AWAY: 0-1-0 STANDING: 3rd AFC North</p>	<p>The Chargers host the Ravens for the second-straight season, this time featuring brothers at the helm — Los Angeles Head Coach Jim Harbaugh and Baltimore Head Coach John Harbaugh. Last year, the Chargers and Ravens were also on primetime, squaring off on <i>Sunday Night Football</i>.</p>
 <p>ALL-TIME: 4-8-0 HOME: 1-6-0 AWAY: 3-2-0 LAST: W, 20-17 — 2022 at Falcons</p>	<p>OVERALL: 0-1-0 HOME: 0-1-0 AWAY: 0-0-0 STANDING: 3rd NFC South</p>	<p>The Bolts have won each of the past three matchups against Atlanta by three points, including one in 2022 that saw Cameron Dicker make a game-winning kick as time expired, earning him AFC Special Teams Player of the Week honors. Nine of the 12 games in series history were decided by one score.</p>
 <p>ALL-TIME: 8-4-0 HOME: 3-2-0 AWAY: 5-2-0 LAST: L, 38-31 — 2020 at Buccaneers</p>	<p>OVERALL: 1-0-0 HOME: 1-0-0 AWAY: 0-0-0 STANDING: 2nd NFC South</p>	<p>With a regular-season record of 8-4 (.667) against the Buccaneers, the Bolts host Tampa Bay for the first time since 2016. Four of the past six games between the teams have been decided by one score. In the all-time series, the Chargers are 5-1 when scoring 25-plus points.</p>
 <p>ALL-TIME: 15-24-2 HOME: 6-12-1 AWAY: 10-12-1 LAST: W, 6-0 — 2023 at Patriots</p>	<p>OVERALL: 1-0-0 HOME: 0-0-0 AWAY: 1-0-0 STANDING: 2nd AFC East</p>	<p>Los Angeles heads to New England for second-straight season, winning 6-0 last year for the team's first shutout since 2017. The Patriots hold a 24-15-2 advantage in the all-time series, with five of the last seven matchups have been decided by less than 10 points.</p>

CHARGERS-PANTHERS SERIES HISTORY

SERIES BREAKDOWN

All-Time Series Record	1-6
Regular Season Series Record	1-6
Chargers All-Time vs. Car. on Road	1-2
Last Time on Road	Dec. 11, 2016 – L, 28-16
Current Streak	L, Four games
Last Meeting	Sept. 27, 2020 vs. Car. – L, 21-16
Longest Chargers Win Streak	One game (2004)
Longest Panthers Win Streak	Four games (2008-pres.)
Jim Harbaugh vs. Car.	0-1
Harbaugh All-Time vs. Car.*	0-1
Most Career GP vs. Car.	TE Hayden Hurst (6)

**Both as a Player and Coach (including years as assistant)*

TEAM SUPERLATIVES AGAINST PANTHERS

Most Points Scored	24 – Sept. 7, 2008 vs. Car.
Fewest Points Allowed	6 – Oct. 24, 2004 at Car.
Average Points Scored	15.6
Average Points Allowed	24.50
Most Points (Combined)	52 – Dec. 17, 2000 at Car.
Fewest Points (Combined)	23 – Oct. 24, 2004 at Car.
Largest Margin of Victory	11 – Oct. 24, 2004 at Car.
Most Total Net Yards	436 – Sept. 27, 2020 vs. Car.
Fewest Total Net Yards Allowed	169 – Dec. 17, 2000 at Car.
Most Net Passing Yards	319 – Sept. 27, 2020 vs. Car.
Fewest Net Passing Yards Allowed	138 – Sept. 14, 1997 vs. Car.
Most Rushing Yards	117 – Sept. 27, 2020 vs. Car.
Fewest Rushing Yards Allowed	11 – Dec. 17, 2000 at Car.
Most Takeaways	1 – Six times; Last: Dec. 11, 2016 at Car.
Most Giveaways	5 – Dec. 11, 2016 at Car.
Most Team Penalties	10 – Dec. 17, 2000 at Car.
Fewest Penalties	2 – Sept. 7, 2008 vs. Car.

ALL-TIME GAMES AGAINST PANTHERS

Date	Opponent	Result	Venue
Sept. 14, 1997 . . .	vs. Carolina	L, 26-7	Qualcomm Stadium
Dec. 17, 2000 . . .	at Carolina	L, 30-22	Ericsson Stadium
Oct. 24, 2004 . . .	at Carolina	W, 17-6	Bank of America Stadium
Sept. 7, 2008 . . .	vs. Carolina	L, 26-24	Qualcomm Stadium
Dec. 16, 2012 . . .	vs. Carolina	L, 31-7	Qualcomm Stadium
Dec. 11, 2016 . . .	at Carolina	L, 28-16	Bank of America Stadium
Sept. 27, 2020 . .	vs. Carolina	L, 21-16	SoFi Stadium

MOST RECENT SINGLE-GAME HIGHS

Category	Date	Opp.	Player	No.
Completions	Sept. 27, 2020	vs. Car.	J.Herbert	35
Comp. Pct.*	Sept. 27, 2020	vs. Car.	J.Herbert	71.4
Passing Yards	Sept. 27, 2020	vs. Car.	J.Herbert	330
Passing TDs	Sept. 7, 2008	vs. Car.	P.Rivers	3
Passer Rating*	Sept. 7, 2008	vs. Car.	P.Rivers	125.1
Rushing Yards	Sept. 7, 2008	vs. Car.	L.Tomlinson	97
Rushing TDs	Sept. 27, 2020	vs. Car.	A.Ekeler	1
Receptions	Sept. 27, 2020	vs. Car.	K.Allen	13
Receiving Yards	Sept. 27, 2020	vs. Car.	K.Allen	132
Receiving TDs	Sept. 27, 2020	vs. Car.	K.Allen	1
Scrim. Yards	Sept. 27, 2020	vs. Car.	K.Allen	132
Scrim. TDs	Sept. 27, 2020	vs. Car.	K.Allen	1
Tackles	Sept. 27, 2020	vs. Car.	K.White	11
Sacks	Dec. 17, 2000	at Car.	D.Mickell	2.0
Interceptions	Dec. 11, 2016	at Car.	T.Reed	1
FG Made	Sept. 27, 2020	vs. Car.	M.Badgley	1
Net Punt Avg.**	Sept. 14, 1997	vs. Car.	D.Bennett	50.8

**Min. 20 Pass Attempts*

***Min. Three Punts*

THE MATCHUP

AT THE HELM



JIM HARBAUGH

Chargers Head Coach

Overall Record: 50-22-1 (.692)
 Reg. Season Record: 45-19-1 (.700)
 Postseason Record: 10-7 (.588)
 Record vs. CAR: 0-1 (.000)
 Away Record (Reg.): 21-11-0 (.656)

Hometown: Toledo, Oh.
 College: Michigan '87

Harbaugh brings with him a winning culture, posting a 144-52 record as a collegiate head coach and a 49-22-1 record as an NFL head coach. In four years, he led the San Francisco 49ers to three-straight NFC Championship Games, including an appearance in Super Bowl XLVII.

With a keen eye for talent and an ability to develop players, Harbaugh coached nine eventual first-round selections over his nine-season tenure at Michigan (2015-23). Over the course of his four seasons (2011-14) with San Francisco, Harbaugh coached 17 players to a combined 30 Pro Bowl selections — the second-most Pro Bowlers in the NFL in that time. Eight of those players were also recognized as first-team All-Pro selections from *The Associated Press*, including linebackers Patrick Willis (twice) and NaVorro Bowman (three times).

Prior to being a head coach in the NFL, Harbaugh spent four years at the helm at Stanford University (2007-10) and three at the University of San Diego (2004-06). He turned around a Stanford program that went 1-11 in 2006 and led the Cardinal to 29 wins over his four seasons in Palo Alto, Calif., including a 12-win season that culminated in an Orange Bowl victory in 2010. Harbaugh broke into the head coaching ranks at San Diego, leading the Toreros to a 29-6 record in three years.

Harbaugh played quarterback at the University of Michigan, finishing his career as one of the most efficient passers in college football history. He posted a 21-3-1 record as a starter for the Wolverines, earning first-team All-American honors and finishing third in voting for the Heisman Trophy in 1986. Harbaugh paced the nation in 1985 in passing efficiency rating, while his career passing efficiency rating ranked as the best in NCAA history for more than 12 years following his time at Michigan.



DAVE CANALES

Panthers Head Coach

Overall Record: 0-1-0 (.000)
 Reg. Season Record: 0-1 (.000)
 Postseason Record: 0-0 (.000)
 Record vs. LAC: 0-0 (1.000)
 Home Record (Reg.): 0-0 (.000)

Hometown: Carson, Calif.
 College: Azusa Pacific University — '03

Dave Canales was hired as the head coach of the Carolina Panthers on January 25, 2024, becoming the seventh head coach in the history of the franchise. Canales comes to Carolina having spent his first 13 seasons in the NFL with the Seattle Seahawks (2010-22) in various roles on the offensive side of the ball prior to serving as the offensive coordinator for the Tampa Bay Buccaneers a season ago in 2023.

In his lone season as offensive coordinator with the Buccaneers, several players recorded career-highs as the team won the NFC South division and reached the divisional round of the playoffs after defeating the reigning NFC champion, the Philadelphia Eagles, in the Wild Card round.

Prior to his time in Seattle, Canales spent one season as an assistant strength coach and video assistant at the University of Southern California in 2009, while also working with the quarterbacks. He made the jump to USC from El Camino (California) College (2006-08), where he was the tight ends coach and special teams coordinator before coaching the quarterbacks in his final season. During that time, he worked as a part-time coach at the annual Pete Carroll football camps where he built a relationship with Carroll. Canales began his coaching career as the head freshman/sophomore coach and offensive coordinator at his alma mater, Carson High School, from 2004-05. He played wide receiver at Azusa Pacific University from 1999-2003, being named team captain twice, and earned his degree in business administration in 2003.

A native of Carson, California, Canales and his wife, Lizzy, have four children: Ashby, Benjamin, Beatrice and Amaya.

2024 REGULAR SEASON TEAM RANKINGS

1-0
T-1st (AFC West)

0-1
T-3rd (NFC South)

OFFENSE (NFL RANK)

22.0 (19th) Points Per Game 10.0 (32nd)
 316.0 (13th) Net Yds. Per Game 193.0 (31st)
 176.0 (5th) Net Rushing Yds. Per Game 135.0 (27th)
 140.0 (23rd) Net Passing Yds. Per Game 58.0 (32nd)
 5.85 (11th) Scrimmage Yds. Per Play 4.87 (27th)
 0/0 Opp. Interceptions/Return Yds. 2/-2
 1/-4 Sacks Allowed/Yds. 4/26
 0/0 Fumbles/Lost 1/1
 26.67% (25th) Third Down Pct. 10.0% (32nd)
 50.0% (T-12th) Red Zone TD Pct. 50.0% (12th)
 28:16 (20th) Time of Possession Avg. :23:21 (30th)
 0 (T-1st) Giveaways. 3 (27th)

DEFENSE (NFL RANK)

10.0 (T-2nd) Points Per Game 10.0 (T-28th)
 296.0 (15th) Net Yds. Per Game 379.0 (24th)
 71.0 (4th) Net Rushing Yds. Per Game ... 180.0 (T-29th)
 225.0 (25th) Net Passing Yds. Per Game ... 199.0 (T-18th)
 5.02 (13th) Scrimmage Yds. Per Play 6.11 (26th)
 1/3 Interceptions/ Return Yds. 0/0
 4/32 Sacks/Yds. 0/0
 2/2 Opp. Fumbles/Lost 1/1
 35.71% (16th) Third Down Pct. 53.85% (T-29th)
 0.00% (T-1st) Red Zone TD Pct. 100.00% (T-26th)
 3 (T-1st) Takeaways. 1 (T-13th)

+3 (T-1st) TURNOVER MARGIN -2 (25th)

SPECIAL TEAMS (NFL RANK)

47.4 (18th) Punts-Avg. Yds. (Gross) 38.2 (27th)
 37.7 (21st) Punts-Avg. Yds. (Net) 45.1 (1st)
 9.0 (11th) Punt Returns-Avg. Per. -- (T-26th)
 9.0 (11th) Punt Returns-Avg. Per Allowed. -- (T-26th)
 35.0 (3rd) Kickoff Returns-Avg. Per 25.8 (12th)
 35.0 (3rd) Kickoff Returns-Avg. Per Allowed. ... 25.8 (12th)
 3/3 (T-5th) Field Goals Made/Attempted. 1/1 (T-22nd)

PENALTIES (NFL RANK)

7/50 (T-12th) Penalties Against/Yds. 6/80 (T-19th)

THE MATCHUP

WITHIN STRIKING DISTANCE

OLB Joey Bosa

- Needs 2.0 sacks to reach 70.0 for his career and rank No. 2 in team history.
- Needs a strip sack to be the first player to reach 10 since the beginning of the 2021 season.

WR Derius Davis

- Needs a kickoff return for a touchdown to be the first player to return both a punt and a kickoff for a score in the last four seasons.

RB J.K. Dobbins

- Needs 100-plus rushing yards to have topped the century mark in each of the first two games of the season. He would be the first Chargers running back ever to have back-to-back 100-yard rushing performances to begin a season.
 - Dobbins would also be the first AFC player to accomplish the feat since Arian Foster in 2014.

OLB Bud Dupree

- With a start on Sunday, would reach 100 career starts.

DL Justin Eboigbe

- Sunday would mark his NFL debut.

DL Poona Ford

- Needs an interception to be the second interior defensive lineman with multiple picks in a season over the last 10 years.

QB Justin Herbert

- Needs 25 completions to reach 1,655 for his career and surpass Ryan Tannehill (1,653) and Matt Ryan (1,654) for the third-most by any quarterback in the first five seasons of a career in NFL history.

TE Hayden Hurst

- With a start on Sunday, would reach 40 career starts.
- Needs three catches to reach 200 for his career.

S Derwin James Jr.

- Needs 3.5 sacks and two interceptions to be the third defensive back since at least 2000 to have 500 tackles, 15.0 sacks and 10 interceptions within their first seven pro seasons.

OLB Khalil Mack

- Needs one more forced fumble to reach 31 for his career and be the only player with more than 30 since he entered the NFL in 2014.

WR Ladd McConkey

- Needs a touchdown catch to be the third Charger in history to haul in a receiving score in each of his first two career games.

LB Denzel Perryman

- With a start on Sunday, would reach 90 career starts.

WR Brenden Rice

- Sunday would mark his NFL debut.

CB Tarheeb Still

- Sunday would mark his NFL debut.

RB Kimani Vidal

- Sunday would mark his NFL debut.

2024 INDIVIDUAL LEADERS



1-0
T-1st (AFC West)

0-1
T-3rd (NFC South)

PASSING YARDS

Herbert 144 Young 161

RUSHING YARDS

Dobbins 135 Sanders 22
Edwards 26 Hubbard 14
Davis 9 Young 12

RECEIVING YARDS

McConkey 39 Thielen 49
Johnston 38 Mingo 40
Hurst 33 Legette 35
Palmer 15 Johnson 19

POINTS SCORED

Dicker 10 Young 6
Dobbins 6 Pineiro 4
McConkey 6

INTERCEPTIONS

Ford 1 —

SACKS

Mack 11.5 Leota 1.0
Bosa 1.0
Fox 0.5

TACKLES (SOLO)

James Jr. 7 (6) Thompson 10 (4)
Bosa 7 (6) Robinson 9 (5)
Samuel 6 (5) Woods 8 (5)
Henley 6 (4) Three tied 7

KICKOFF RETURNS (AVG.)

Davis 1 (35.0) Blackshear 8 (204)

PUNT RETURNS (AVG.); FC

Davis 1 (9.0); 3 —

FIELD GOALS

Dicker 3-3 (100%) Pineiro 1-1 (100%)












PUNTS (GROSS/NET AVG.)

Scott 7 (47.4/37.7) Hekker 5 (38.0/26.2)

*Player no longer with team.

CHARGERS-PANTHERS CONNECTIONS

COLLEGE CONNECTIONS

	LAC	P JK Scott	2014-17
	LAC	C Bradley Bozeman	2013-17
	LAC	DL Justin Eboigbe	2019-23
	CAR	DE LaBryan Ray	2017-21
	CAR	DE A'Shawn Robinson	2013-15
CAR	QB Bryce Young	2020-22	
	LAC	CB Kristian Fulton	2016-19
	CAR	G Damien Lewis	2018-19
	LAC	Robert Muschamp	2015-18
	CAR	DE Derrick Brown	2016-19
	LAC	RB Gus Edwards	2013-16
	CAR	CB Mike Jackson	2015-18
	LAC	DB Deane Leonard	2020-21
	CAR	WR Jonathan Mingo	2019-22
	LAC	LB Daiyan Henley	2017-21
	CAR	C Austin Corbett	2014-17
	LAC	T Rashawn Slater	2017-20
	CAR	OLB Eku Leota	2018-20
	LAC	DC Jesse Minter	2006
	LAC	Rick Minter	2005-07
	LAC	Mike Elston	2010-21
	LAC	Chris O'Leary	2018-23
	LAC	S Alohi Gilman	2017-19
	LAC	CB Cam Hart	2019-23
	CAR	LS JJ Jansen	2005-07
CAR	TE Tommy Tremble	2019-20	
	LAC	RB J.K. Dobbins	2017-19
	CAR	S Jordan Fuller	2016-19
	LAC	QB Justin Herbert	2016-19
	LAC	LB Troy Dye	2016-19
	CAR	OLB DJ Johnson	2018-22
	LAC	Kiel McDonald	2022-23
	LAC	OLB Tuli Tuipulotu	2020-22
	LAC	WR Brenden Rice	2022-23
	LV	LB Kana'i Mauga	2018-21
	LV	S Isaiah Pola-Mao	2018-21
	LAC	WR Joshua Palmer	2017-20
	CAR	DT Shy Tuttle	2015-18
	LAC	K Cameron Dicker	2018-21
	CAR	TE Ja'Tavion Sanders	2021-23
	LAC	Kiel McDonald	2022-23
	LAC	WR Brenden Rice	2022-23
	CAR	G Jarrett Kingston	2023
	LAC	LB Daiyan Henley	2022
	CAR	G Jarrett Kingston	2018-22
	CAR	CB Chau Smith-Wade	2020-23

Underlined indicates coaching or administrative roles.

NOTEWORTHY BONDS

Chargers **Head Coach Jim Harbaugh** was traded to the Carolina Panthers ahead of the 2001 season, his final season as a player. While Harbaugh was in the locker room, Los Angeles **Offensive Coordinator Greg Roman** was in the final year of his seven-year (1995-01) stint as the offensive line assistant for the Panthers.

Los Angeles **General Manager Joe Hortiz**, **Offensive Line Coach Mike Devlin**, **RB Gus Edwards** and **RB J.K. Dobbins** spent the 2023 season in Baltimore with Carolina **OLB Jadeveon Clowney**.

Devlin and **Clowney** also spent the 2015-18 seasons together in Houston.

Carolina **Head Coach Dave Canales** is from Carson, Calif., prepped at Carson high school and played wide receiver at Azusa Pacific University from 2000-03. He started his coaching career in Los Angeles, starting at Carson High School (2004-05), El Camino College (2006-08) and USC (2009).

Chargers **Special Teams Coordinator Ryan Ficken** (2006-21), **QB Taylor Heinicke** (2015-17) and **LB Troy Dye** (2020-23) spent time in the Minnesota Vikings organization with **WR Adam Thielen** (2014-22).

Los Angeles **Defensive Coordinator Jesse Minter** (2006) and **Senior Defensive Analyst Rick Minter** (2005-07) overlapped at Notre Dame with Carolina **LS JJ Jansen**.

Chargers **P JK Scott** (2014-17) and **C Bradley Bozeman** (2013-17) spent time at Alabama with Panthers **DE LaBryan Ray** (2017-21) and **DE A'Shawn Robinson** (2013-15), winning the College Football Playoff National Championship in 2015. Los Angeles **DL Justin Eboigbe** and Carolina **QB Bryce Young** also teamed up in Tuscaloosa, Ala. from 2020-23, winning the College Football Playoff National Championship in 2020.

PRO CONNECTIONS

General Manager Joe Hortiz (1998-2023)		OLB Jadeveon Clowney (2023)
RB Gus Edwards (2018-23)		
RB J.K. Dobbins (2020-23)		
Offensive Line Coach Mike Devlin (2022-23)		
LAC OLB Khalil Mack (2018-21)		QB Andy Dalton (2021) P Eddy Pineiro (2019)
Special Teams Assistant Chris Gould (2015-21)		LB Josey Jewell (2018-23)
Defensive Assistant Mike Hiestand (2019-21)		WR David Moore (2021)
QB Taylor Heinicke (2017)		OLB Jadeveon Clowney (2014-18)
Offensive Line Coach Mike Devlin (2015-20)		
DL Morgan Fox (2016-20)		P Johnny Hekker (2012-21) DE A'Shawn Robinson (2020-22) CB Troy Hill (2016-20, 22) C Austin Corbett (2019-21) S Nick Scott (2019-22) S Jordan Fuller (2020-23)
Special Teams Coord. Ryan Ficken (2006-21)		WR Adam Thielen (2014-22)
QB Taylor Heinicke (2015-17)		CAR S Xavier Woods (2021)
LB Troy Dye (2020-23)		
K Cameron Dicker (2022)		RB Miles Sanders (2019-22)
OLB Bud Dupree (2015-20)		WR Diontae Johnson (2019-23)
TE Will Dissly (2018-23)		OLB Jadeveon Clowney (2019)
DL Poona Ford (2018-22)		WR David Moore (2017-20)
		G Damien Lewis (2020-23)
		LB Jon Rhattigan (2021-23)
		CB Mike Jackson (2021-23)
CB Kristian Fulton (2020-23)		OLB Jadeveon Clowney (2020)
DL Tear Tart (2020-23)		DT Jayden Peevy (2022-23)

Italicized indicates coaches who were players at the time.

ASSISTANT COACHES



RYAN FICKEN

SPECIAL TEAMS COORDINATOR
18TH NFL SEASON | 3RD SEASON WITH CHARGERS



GREG ROMAN

OFFENSIVE COORDINATOR
26TH NFL SEASON | 1ST SEASON WITH CHARGERS



NAVORRO BOWMAN

LINEBACKERS
9TH NFL SEASON | 1ST SEASON WITH CHARGERS



JEFF CARPENTER

OFFENSIVE QUALITY CONTROL/WIDE RECEIVERS
1ST NFL SEASON | 1ST SEASON WITH CHARGERS



SHANE DAY

QUARTERBACKS
16TH NFL SEASON | 3RD SEASON WITH CHARGERS



MIKE ELSTON

DEFENSIVE LINE
1ST NFL SEASON | 1ST SEASON WITH CHARGERS



CHRIS GOULD

ASSISTANT SPECIAL TEAMS
10TH NFL SEASON | 3RD SEASON WITH CHARGERS



MIKE HIESTAND

DEFENSIVE ASSISTANT
6TH NFL SEASON | 3RD SEASON WITH CHARGERS



KIEL McDONALD

RUNNING BACKS
1ST NFL SEASON | 1ST SEASON WITH CHARGERS



ROBERT MUSCHAMP

DEFENSIVE QUALITY CONTROL
2ND NFL SEASON | 2ND SEASON WITH CHARGERS



DYLAN RONEY

DEFENSIVE ASSISTANT
1ST NFL SEASON | 1ST SEASON WITH CHARGERS



MARC TRESTMAN

SENIOR OFFENSIVE ASSISTANT
25TH NFL SEASON | 1ST SEASON WITH CHARGERS



JESSE MINTER

DEFENSIVE COORDINATOR
5TH NFL SEASON | 1ST SEASON WITH CHARGERS




ANDY BISCHOFF

RUN GAME COORDINATOR/TIGHT ENDS
12TH NFL SEASON | 1ST SEASON WITH CHARGERS




MARCUS BRADY

PASSING GAME COORDINATOR
7TH NFL SEASON | 1ST SEASON WITH CHARGERS



STEVE CLINKSCALE

DEFENSIVE BACKS
1ST NFL SEASON | 1ST SEASON WITH CHARGERS



MIKE DEVLIN

OFFENSIVE LINE
29TH NFL SEASON | 1ST SEASON WITH CHARGERS



JONATHAN GOODWIN

OFFENSIVE ASSISTANT/QUARTERBACKS
14TH NFL SEASON | 1ST SEASON WITH CHARGERS



NICK HARDWICK

ASSISTANT OFFENSIVE LINE
12TH NFL SEASON | 12TH SEASON WITH CHARGERS



SANJAY LAL

WIDE RECEIVERS
18TH NFL SEASON | 1ST SEASON WITH CHARGERS



RICK MINTER

SENIOR DEFENSIVE ANALYST
4TH NFL SEASON | 1ST SEASON WITH CHARGERS



CHRIS O'LEARY

SAFETIES
1ST NFL SEASON | 1ST SEASON WITH CHARGERS



PHIL SERCHIA

OFFENSIVE ASSISTANT
2ND NFL SEASON | 2ND SEASON WITH CHARGERS



WILL TUKUAFU

ASSISTANT DEFENSIVE LINE
4TH NFL SEASON | 1ST SEASON WITH CHARGERS

TEAM NOTES

WELCOME TO L.A.



23 players on Los Angeles' active roster are new this season.

HOW NEW CHARGERS WERE ACQUIRED

How Acquired	New Players
Draft Selections	8
Undrafted Free Agents/IPP	0
Veteran Free Agents	12
Practice Squad Signings	0
Trades	2
Waiver Claims	1
Totals	23

NEW CHARGERS ON THE ACTIVE ROSTER

Pos.	Player	Exp.	How Acq.
T	Joe Alt	R	Draft Selection (1-5)
C	Bradley Bozeman	7	Free Agent
LB	Junior Colson	R	Draft Selection (3-69)
TE	Will Dissly	7	Free Agent
RB	J.K. Dobbins	5	UFA (Baltimore)
OLB	Bud Dupree	10	Free Agent
LB	Troy Dye	5	UFA (Minnesota)
DL	Justin Eboigbe	R	Draft Selection (4-105)
RB	Gus Edwards	7	UFA (Baltimore)
DL	Poona Ford	7	UFA (Buffalo)
CB	Kristian Fulton	5	UFA (Tennessee)
CB	Cam Hart	R	Draft Selection (5-140)
RB	Hassan Haskins	3	Waivers (Tennessee)
QB	Taylor Heinicke	7	Trade (Atlanta)
TE	Hayden Hurst	7	Free Agent
WR	Ladd McConkey	R	Draft Selection (2-34)
DB	Elijah Molden	4	Trade (Tennessee)
LB	Denzel Perryman	10	UFA (Houston)
WR	Brenden Rice	R	Draft Selection (7-225)
CB	Tarheeb Still	R	Draft Selection (5-137)
DL	Teair Tart	5	Free Agent
TE	Eric Tomlinson	8	Free Agent
RB	Kimani Vidal	R	Draft Selection (6-181)

COACH LOCATIONS

For the 2024 season, 16 members of the Chargers coaching staff will be down on the sideline while nine others will be up in the booth. The location of each coach can be seen below:

CHARGERS COACHES DOWN ON THE SIDELINE (16)

Name	Position
Jim Harbaugh	Head Coach
Ryan Ficken	Special Teams Coordinator
Jesse Minter	Defensive Coordinator
Andy Bischoff	Run Game Coordinator/Tight Ends
NaVorro Bowman	Linebackers
Marcus Brady	Passing Game Coordinator
Steve Clinkscale	Defensive Backs
Shane Day	Quarterbacks
Mike Devlin	Offensive Line
Mike Elston	Defensive Line
Jonathan Goodwin	Offensive Assistant/Quarterbacks
Chris Gould	Assistant Special Teams
Nick Hardwick	Assistant Offensive Line
Sanjay Lal	Wide Receivers
Kiel McDonald	Running Backs
Dylan Roney	Defensive Assistant

CHARGERS COACHES UP IN THE BOOTH (9)

Name	Position
Greg Roman	Offensive Coordinator
Jeff Carpenter	Offensive Quality Control/Wide Receivers
Mike Hiestand	Defensive Assistant
Rick Minter	Senior Defensive Analyst
Robert Muschamp	Defensive Quality Control
Chris O'Leary	Safeties
Phil Serchia	Offensive Assistant
Marc Trestman	Senior Offensive Assistant
Will Tukuafu	Assistant Defensive Line

TEAM NOTES

WINNING THE TAKEAWAY BATTLE

The Chargers have recorded three takeaways and zero giveaways this season, a plus-three turnover differential that is tied for the best in the NFL in 2024.

TURNOVER DIFFERENTIAL, NFL, 2024

Rank	Team	TA	GA	Diff.
1.	Los Angeles Chargers	3	0	+3
	Pittsburgh Steelers	3	0	+3
3.	Chicago Bears	3	1	+2
	Dallas Cowboys	2	0	+2
	Green Bay Packers	3	1	+2
	New England Patriots	2	0	+2
	New Orleans Saints	3	1	+2
	San Francisco 49ers	2	0	+2
9.	Houston Texans	1	0	+1
	Miami Dolphins	1	0	+1
	Seattle Seahawks	3	2	+1

TOUGH ON THE GROUND

Los Angeles is among the league leaders in rushing offense and defense. The offense posted 176 yards, which ranks fifth in the league, while the defense allowed 71 yards, good for No. 4 in the NFL.

RUSHING YARDS PER GAME, NFL, 2024

Rank	Team	Rushing Yards/Game
1.	Houston Texans	213.0
2.	Baltimore Ravens	185.0
3.	New Orleans Saints	180.0
	San Francisco 49ers	180.0
5.	Los Angeles Chargers	176.0
6.	New England Patriots	170.0

DEFENSIVE RUSHING YARDS PER GAME, NFL, 2024

Rank	Team	Rushing Yards/Game
1.	New Orleans Saints	58.0
2.	San Francisco 49ers	68.0
3.	New England Patriots	70.0
4.	Los Angeles Chargers	71.0
5.	Baltimore Ravens	72.0

BEND, DON'T BREAK

The Bolts defense opened the season among the best in the red zone. The team allowed just one red zone drive and zero touchdowns, good for a defensive red zone percentage of 0.0, tying for No. 1 in the NFL.

RED ZONE DEFENSE, NFL, 2024

Rank	Team	RZ Drives	RZ TDs	RZ Pct.
1.	L.A. Chargers	1	0	0.0
	Atlanta	2	0	0.0
	Denver	1	0	0.0
	Minnesota	3	0	0.0
	Tennessee	1	0	0.0
6.	Cincinnati	4	1	25.0
	Kansas City	4	1	25.0
	Philadelphia	4	1	25.0
	Seattle	4	1	25.0
10.	Baltimore	3	1	33.3

GET AFTER THE QUARTERBACK

The Los Angeles defense has registered four sacks on the season, ranking tied for No. 3 in the NFL.

SACKS, NFL, 2024

Rank	Team	Sacks
1.	Dallas Cowboys	6
2.	Minnesota Vikings	5
3.	Los Angeles Chargers	4
	Buffalo Bills	4
	Indianapolis Colts	4
	New Orleans Saints	4
7.	Chicago Bears	3
	Cleveland Browns	3
	Jacksonville Jaguars	3
	Miami Dolphins	3
	New England Patriots	3
	New York Jets	3

JUSTIN HERBERT

THE LAW OF AVERAGES

Justin Herbert ranks No. 3 in NFL history averaging 275.2 passing yards per game among players with at least 1,000 attempts. Meanwhile, Herbert's 1.7 career interception percentage ranks No. 4 in NFL history and his 95.6 passer rating ranks 16th all-time (min. 1,000 attempts).

PASSING YARDS PER GAME, MIN. 1,000 ATT., NFL HISTORY

Rank	Team/s	Player	Passing Yards/Game
1.	K.C.	QB Patrick Mahomes	296.1
2.	S.D./N.O.	QB Drew Brees	280.0
3.	LAC	QB Justin Herbert	275.7
4.	Ind.	QB Andrew Luck	275.2
5.	Det./LAR	QB Matthew Stafford	272.3

HERBERT AS A PRO

Since entering the NFL, Justin Herbert ranks inside the NFL's top five in completions, passing yards, passing touchdowns and combined touchdowns. His 25 games with 300-plus passing yards rank tied for No. 2 in the NFL since 2020.

PASSING COMPLETIONS, NFL, SINCE 2020

Rank	Team/s	Player	Completions
1.	K.C.	QB Patrick Mahomes	1,682
2.	LAC	QB Justin Herbert	1,630
3.	Buf.	QB Josh Allen	1,567
4.	LAR/Det.	QB Jared Goff	1,509
5.	L.V./N.O.	QB Derek Carr	1,475

PASSING YARDS, NFL, SINCE 2020

Rank	Team/s	Player	Passing Yards
1.	K.C.	QB Patrick Mahomes	19,303
2.	Buf.	QB Josh Allen	17,772
3.	LAC	QB Justin Herbert	17,367
4.	L.V./N.O.	QB Derek Carr	16,507
5.	LAR/Det.	QB Jared Goff	16,427

PASSING TOUCHDOWNS, NFL, SINCE 2020

Rank	Team/s	Player	Passing Touchdowns
1.	K.C.	QB Patrick Mahomes	144
2.	Buf.	QB Josh Allen	139
3.	Min./Atl.	QB Kirk Cousins	116
4.	LAC	QB Justin Herbert	115
5.	G.B./NYJ	QB Aaron Rodgers	112
6.	T.B.	QB Tom Brady	108

COMBINED TOUCHDOWNS, NFL, SINCE 2020

Rank	Team/s	Player	Combined Touchdowns
1.	Buf.	QB Josh Allen	177
2.	K.C.	QB Patrick Mahomes	152
3.	LAC	QB Justin Herbert	126
4.	Min./Atl.	QB Kirk Cousins	120
5.	G.B./NYJ	QB Aaron Rodgers	119
6.	Sea./Den./Pit.	QB Russell Wilson	117
7.	T.B.	QB Tom Brady	114
8.	Dal.	QB Dak Prescott	113

BIG-TIME PERFORMER

After he set rookie records in 2020 with eight 300-yard games and six three-touchdown performances, Justin Herbert continues to put up big-time performances.

Herbert has topped 300 passing yards 25 times in his career, tied for the sixth-most in a player's first five pro seasons in NFL history.

MOST GAMES WITH 300-PLUS PASSING YARDS, FIRST FIVE SEASONS, NFL HISTORY

Rank	Team	Player	Games
1.	K.C.	QB Patrick Mahomes	31
2.	StL	QB Kurt Warner*	29
3.	T.B.	QB Jameis Winston	27
4.	Mia.	QB Dan Marino*	26
	Ind.	QB Andrew Luck	26
6.	LAC	QB Justin Herbert	25
	LAR	QB Jared Goff	25
8.	Det.	QB Matthew Stafford	23
	StL	QB Marc Bulger	23

*Pro Football Hall of Famer

Herbert threw for at least three touchdowns in 19 games from 2020-23, good for No. 4 over a player's first four seasons. He threw multiple touchdown passes in 36 games over that span, the second-most by a player through their first four professional seasons.

MOST GAMES WITH THREE-PLUS TOUCHDOWN PASSES, FIRST FOUR SEASONS, NFL HISTORY

Rank	Team	Player	Games
1.	Mia.	QB Dan Marino*	27
2.	K.C.	QB Patrick Mahomes	21
	StL	QB Kurt Warner*	21
4.	LAC	QB Justin Herbert	19
5.	Cin.	QB Joe Burrow	16
	Dal.	QB Dak Prescott	16
	Ind.	QB Peyton Manning*	16

MOST GAMES WITH MULTIPLE TOUCHDOWN PASSES, FIRST FOUR SEASONS, NFL HISTORY

Rank	Team	Player	Games
1.	Mia.	QB Dan Marino*	43
2.	LAC	QB Justin Herbert	36
3.	Buf.	QB Josh Allen	34
	Ind.	QB Peyton Manning*	34
	Ind.	QB Andrew Luck	34
	K.C.	QB Patrick Mahomes	34

*Pro Football Hall of Famer

JUSTIN HERBERT



COMPLETING RECORDS

After setting the rookie completions record in 2020, **Justin Herbert** has completed 1,630 career passes, the fifth-most in NFL history through a player's first five seasons.

COMPLETIONS, FIRST FIVE SEASONS, NFL HISTORY

Rank	Team	Player	Completions
1.	Oak.	QB Derek Carr	1,759
2.	Ind.	QB Peyton Manning*	1,749
3.	Atl.	QB Matt Ryan	1,654
4.	Mia.	QB Ryan Tannehill	1,653
5.	LAC	QB Justin Herbert	1,630
6.	N.E.	QB Drew Bledsoe	1,624
7.	Buf.	QB Josh Allen	1,604
8.	Ind.	QB Andrew Luck	1,570

**Pro Football Hall of Famer*

Herbert set the all-time records as the fastest player in NFL history to reach 1,000 completions (38th career game) and 1,500 completions (57th career game). He also completed the most passes by any player in their first 50 career games in NFL history.

He completed the second-most passes ever by any player before turning 26 years old and currently has the fifth-most completions in history by any player before turning 27 years old.

COMPLETIONS BEFORE TURNING 26 YEARS OLD, NFL HISTORY

Rank	Team	Player	Completions
1.	N.E.	QB Drew Bledsoe	1,624
2.	LAC	QB Justin Herbert	1,613
3.	T.B.	QB Jameis Winston	1,563
4.	Det.	QB Matthew Stafford	1,485
5.	Ind.	QB Peyton Manning*	1,357

COMPLETIONS BEFORE TURNING 27 YEARS OLD, NFL HISTORY

Rank	Team/s	Player	Completions
1.	N.E.	QB Drew Bledsoe	1,887
2.	Det.	QB Matthew Stafford	1,848
3.	Ind.	QB Peyton Manning*	1,749
4.	LAR/Det.	QB Jared Goff	1,667
5.	LAC	QB Justin Herbert	1,630
6.	Buf.	QB Josh Allen	1,604
	K.C.	QB Patrick Mahomes	1,604

**Pro Football Hall of Famer*

CLOSING OUT WINS

Justin Herbert has been clutch late in games dating back to his rookie season. In his career, Herbert has engineered 14 game-winning drives in the fourth quarter or overtime, good for the third since he entered the NFL in 2020.

JUSTIN HERBERT'S CAREER GAME-WINNING DRIVES

Game	Drive Length	Game-Winning Score
Dec. 13, 2020 vs. Atl.	6 plays, 49 yds (0:31)	Badgley 43-yd FG
Dec. 17, 2020 at L.V.	5 plays, 75 yds (1:49)	Herbert 1-yd TD run*
Dec. 27, 2020 vs. Den.	7 plays, 56 yds (2:01)	Badgley 37-yd FG
Sept. 12, 2021 at Was.	3 plays, 3 yds (0:45)	M.Williams 3-yd TD rec.
Sept. 26, 2021 at K.C.	8 plays, 59 yds (1:10)	M.Williams 4-yd TD rec.
Oct. 10, 2021 vs. Cle.	5 plays, 48 yds (0:31)	Ekeler 3-yd TD run
Nov. 7, 2021 at Phi.	15 plays, 64 yds (6:05)	Hopkins 29-yd FG
Nov. 21, 2021 vs. Pit.	3 plays, 75 yds (1:15)	M.Williams 53-yd TD rec.
Oct. 9, 2022 at Cle.	13 plays, 66 yds (6:26)	Bertolet 27-yd FG
Oct. 17, 2022 vs. Den.	4 plays, 7 yds (2:08)	Hopkins 39-yd FG*
Nov. 6, 2022 at Atl.	3 plays, 24 yds (0:34)	Dicker 37-yd FG
Nov. 27, 2022 at Ari.	7 plays, 38 yds (1:33)	Ekeler 1-yd TD rec.
Dec. 18, 2022 vs. Ten.	6 plays, 52 yards (0:44)	Dicker 43-yd FG
Sept. 24, 2023 at Min.	7 plays, 75 yards (3:15)	Palmer 30-yd TD rec.

**Game-winning drive was in overtime*

GAMES-WINNING DRIVES IN FOURTH QUARTER OR OVERTIME, NFL, SINCE 2020

Rank	Team/s	Player	Game-Winning Drives
1.	Min./Atl.	QB Kirk Cousins	15
	L.V./N.O.	QB Derek Carr	15
3.	LAC	QB Justin Herbert	14
4.	T.B.	QB Tom Brady	13
5.	K.C.	QB Patrick Mahomes	12

Herbert posted a game-winning drive in the fourth quarter or overtime of three-straight games in 2020, becoming just the third rookie to do so since the 1970 NFL-AFL merger. The two others — Ben Roethlisberger (2004) and Vince Young (2006) — also won Offensive Rookie of the Year honors from *The Associated Press*.

ROOKIE QUARTERBACKS WITH THREE CONSECUTIVE GAME-WINNING DRIVES, SINCE 1970

Season	Team	Quarterback	Consecutive Games
2020	LAC	Justin Herbert*	3 (Dec. 13 — Dec. 27)
2006	Ten.	Vince Young*	3 (Nov. 26 — Dec. 10)
2004	Pit.	Ben Roethlisberger*	3 (Dec. 5 — Dec. 18)

**Won AP Offensive Rookie of the Year*

JUSTIN HERBERT

HERBERT SETS PASSING YARDS RECORD

In 2023, **Justin Herbert** set the record for passing yards through a player's first four seasons (17,223). He currently is ranked No. 19 in terms of passing yards through the first five seasons of a career. Herbert is also the only player ever to eclipse 4,000 yards in each of his first three years and the only player to top 4,500 yards in two of his first three seasons.

PASSING YARDS, FIRST FOUR SEASONS, NFL HISTORY

Rank	Team	Player	Passing Yards
1.	LAC	QB Justin Herbert	17,223
2.	Ind.	QB Peyton Manning*	16,418
3.	Mia.	QB Dan Marino*	16,177
4.	Dal.	QB Dak Prescott	15,778
5.	Mia.	QB Ryan Tannehill	15,460

**Pro Football Hall of Famer*

CONSECUTIVE SEASONS WITH 4,000 PASSING YARDS TO START A CAREER, NFL HISTORY

Rank	Team	Player	Consecutive Seasons
1.	LAC	QB Justin Herbert	3 (2020-22)
2.	T.B.	QB Jameis Winston	2 (2015-16)
3.	Ind.	QB Andrew Luck	1 (2012)
	Car.	QB Cam Newton	1 (2011)

Herbert topped 15,000 passing yards in his 52nd career game, becoming the second-fastest player in history to eclipse that mark. He was one of just three players to ever top 14,000 passing yards before his 25th birthday and was the fourth player to ever top 17,000 passing yards before turning 26 years old.

FEWEST GAMES TO 15,000 PASSING YARDS, NFL HISTORY

Rank	Team/s	Player	Games
1.	K.C.	QB Patrick Mahomes	49
2.	LAC	QB Justin Herbert	52
3.	Det.	QB Matthew Stafford	53
4.	Mia.	QB Dan Marino*	56
	StL/NYG	QB Kurt Warner*	56
	Ind.	QB Andrew Luck	56
	StL	QB Marc Bulger	56

**Pro Football Hall of Famer*



CAPTAIN COMEBACK

Justin Herbert has led the Bolts to 11 career come-from-behind victories in the fourth quarter or overtime.

HERBERT'S FOURTH QUARTER/OVERTIME COMEBACK WINS

Date	Opponent	4Q/OT Deficit	Result
Dec. 17, 2020	at Las Vegas	24-27 (OT)	W, 30-27 (OT)
Sept. 12, 2021	at Washington	13-16	W, 20-16
Sept. 26, 2021	at Kansas City	21-24	W, 30-24
Oct. 10, 2021	vs. Cleveland	35-42	W, 47-42
Nov. 7, 2021	at Philadelphia	16-17	W, 27-24
Nov. 21, 2021	vs. Pittsburgh	34-37	W, 37-34
Oct. 9, 2022	at Cleveland	27-28	W, 30-28
Oct. 17, 2022	vs. Denver	13-16	W, 19-16 (OT)
Nov. 6, 2022	at Atlanta	14-17	W, 20-17
Nov. 27, 2022	at Arizona	17-24	W, 25-24
Sept. 24, 2023	at Minnesota	21-24	W, 28-24

Herbert's 11 career come-from-behind wins in the fourth quarter or overtime are tied for the second-most in NFL since he entered the professional ranks in 2020.

FOURTH QUARTER/OVERTIME COMEBACK WINS, NFL, SINCE 2020

Rank	Team	Player	4Q/OT Comeback Wins
1.	Min./Atl.	QB Kirk Cousins	12
2.	LAC	QB Justin Herbert	11
	K.C.	QB Patrick Mahomes	11
4.	Sea./Den./Pit.	QB Russell Wilson	10
	L.V./N.O.	QB Derek Carr	10
	Pit.	QB Ben Roethlisberger	10
	T.B.	QB Tom Brady	10

**Pro Football Hall of Famer*

JUSTIN HERBERT

TOUCHDOWN MACHINE

After setting the all-time rookie record with 31 touchdown passes in 2020, **Justin Herbert** threw 38 passing scores in 2021 to reach 69 and set the record for the most touchdown passes in the first two seasons of a career.

Herbert has now thrown for 115 career passing scores, good for No. 12 in NFL history through the first five seasons of a career. He joined Hall of Famer Peyton Manning as the only players ever to throw 25 touchdown passes in each of their first three seasons.

In 2023, Herbert eclipsed 100 career touchdown passes in Week 3, making him the fifth-fastest (52 games) and fourth-youngest (25 years, 198 days) to eclipse that mark.

FEWEST GAMES TO 100 PASSING TOUCHDOWNS, NFL HISTORY

Rank	Team	Player	Games
1.	K.C.	QB Patrick Mahomes	40
2.	Mia.	QB Dan Marino*	44
3.	StL	QB Kurt Warner*	50
4.	Bal.	QB Johnny Unitas*	51
5.	LAC	QB Justin Herbert	52
6.	Hou.	QB Deshaun Watson	53

YOUNGEST PLAYERS TO REACH 100 CAREER PASSING TOUCHDOWNS, NFL HISTORY

Rank	Team	Player	Age (Years-Days)
1.	Mia.	QB Dan Marino*	24-357
2.	K.C.	QB Patrick Mahomes	25-52
3.	Hou.	QB Deshaun Watson	25-104
4.	LAC	QB Justin Herbert	25-198
5.	Buf.	QB Josh Allen	25-219
6.	Ind.	QB Peyton Manning*	25-232

*Pro Football Hall of Famer

Herbert threw 31 touchdowns in 2020, eclipsing 30 in the season finale. At 22 years, 299 days of age that day, he became the youngest player in history to register 30 touchdown passes in a single season, besting a mark set by Ravens QB Lamar Jackson.

YOUNGEST PLAYERS TO THROW 30 TOUCHDOWN PASSES, SINGLE SEASON, NFL HISTORY

Rank	Season	Team	Player	Age (Years-Days)
1.	2020	LAC	QB Justin Herbert	22-299
2.	2019	Bal.	QB Lamar Jackson	22-339

DIAL IT UP DEEP

Justin Herbert has been one of the NFL's top deep passers since entering the NFL in 2020, ranking sixth in the league with 36 completions of 40-plus yards over that span.

Herbert also ranks among NFL leaders over the last three years with six completions of 50-plus air yards and 16 of 40-plus air yards.

COMPLETIONS OF 40-PLUS YARDS, NFL, SINCE 2020

Rank	Team/s	Player	Completions
1.	Sea./Den.	QB Russell Wilson	42
2.	L.V./N.O.	QB Derek Carr	41
3.	K.C.	QB Patrick Mahomes	40
4.	Det./LAR	QB Matthew Stafford	39
5.	Buf.	QB Josh Allen	37
6.	LAC	QB Justin Herbert	36
7.	Ten.	QB Ryan Tannehill	34

COMPLETIONS OF 50-PLUS AIR YARDS, NFL, SINCE 2020

Rank	Team/s	Player	Completions
1.	LAC	QB Justin Herbert	6
	Sea./Den.	QB Russell Wilson	6
3.	Det./LAR	QB Matthew Stafford	4
	Phi./Ind./Was.	QB Carson Wentz	4
5.	Buf.	QB Josh Allen	3
	Ten.	QB Ryan Tannehill	3

COMPLETIONS OF 40-PLUS AIR YARDS, NFL, SINCE 2020

Rank	Team/s	Player	Completions
1.	Sea./Den.	QB Russell Wilson	25
2.	L.V./N.O.	QB Derek Carr	20
3.	Det./LAR	QB Matthew Stafford	17
4.	LAC	QB Justin Herbert	16
5.	Buf.	QB Josh Allen	14
	Phi.	QB Jalen Hurts	14

The fourth-year passer is tied for fourth in the league with three touchdowns of at least 70 yards over the last four years. Herbert ranks tied for fifth in the NFL since 2020 with nine passing scores of at least 50 yards and is ranked No. 8 with 13 touchdowns of 40-plus yards.

PASSING TOUCHDOWNS OF 70-PLUS YARDS, NFL, SINCE 2020

Rank	Team/s	Player	Passing TDs
1.	Cle./Car./LAR/T.B.	QB Baker Mayfield	4
	Det./LAR	QB Matthew Stafford	4
	Mia.	QB Tua Tagovailoa	4
3.	LAC	QB Justin Herbert	3
	Cin.	QB Joe Burrow	3
	G.B./NYJ	QB Aaron Rodgers	3
7.	—	17 Other Players	2

JUSTIN HERBERT

DUAL-THREAT QUARTERBACK

Justin Herbert set the record for combined touchdowns as a rookie (36) and through a player's first two seasons (77). His 102 combined touchdowns were also the most in history through the first three seasons of a career.

In Week 9 of 2022, he tied Hall of Fame QB Dan Marino as the second-fastest players to reach 90 combined touchdowns, each doing so in their 40th career game.

Herbert's 125 combined touchdowns through 2023 ranked third in history through a player's first four professional seasons. He was also the fifth player in NFL history to pass for at least 100 touchdowns and run for at least 10 scores within the first four seasons of a career. Herbert is the only player ever to have 110 passing touchdowns and 10 rushing scores in his first four seasons.

COMBINED TOUCHDOWNS, FIRST FOUR SEASONS, NFL HISTORY

Rank	Team	Player	Combined Touchdowns
1.	Mia.	QB Dan Marino*	144
2.	Buf.	QB Josh Allen	134
3.	LAC	QB Justin Herbert	125
4.	Hou.	QB Deshaun Watson	121
5.	K.C.	QB Patrick Mahomes	120

*Pro Football Hall of Famer

PLAYERS WITH 100 PASSING TOUCHDOWNS & 10 RUSHING TOUCHDOWNS, FIRST FOUR SEASONS, NFL HISTORY

Team	Player	Passing TDs	Rushing TDs
LAC	QB Justin Herbert	114	11
Buf.	QB Josh Allen	103	31
Hou.	QB Deshaun Watson	104	17
Sea.	QB Russell Wilson	106	12
Ind.	QB Andrew Luck	101	12

HERBERT SETS ANOTHER TEAM RECORD

Justin Herbert set a team record for the most pass attempts without an interception, throwing 233 passes from Dec. 26, 2022-Oct. 1, 2023.

CONSECUTIVE PASS ATTEMPTS WITHOUT AN INTERCEPTION, CHARGERS HISTORY

Rank	Quarterback	Dates	Consec. Attempts
1.	Justin Herbert	Dec. 26, 2022-Oct. 1, 2023	233
2.	Drew Brees	Oct. 17, 2004-Dec. 5, 2004	194
3.	Philip Rivers	Nov. 27, 2011-Dec. 24, 2011	170
4.	Dan Fouts	Sept. 27, 1981-Oct. 25, 1981	168

THREADING THE NEEDLE ON THIRD DOWN

In his 63 career starts, **Justin Herbert** has been the one of the best passers in the NFL at moving the chains on third down. He has completed 391 passes on 636 attempts (61.5 pct.) for 4,686 yards and 43 touchdowns with 18 interceptions (94.8 passer rating). Herbert's 391 completions lead the NFL, while his 4,686 passing yards rank second on third down since 2020.

Herbert tied for the league lead with 14 touchdown passes on third down in 2020, good for the most by a rookie in the last 40 seasons. He has added 29 since then, giving him 43 third-down passing scores since entering the professional ranks, which is good for No. 2 over that span.

Herbert's 94.8 passer rating on third down ranks 11th in the NFL and over the last four years among players with at least 300 passing attempts on third down.

THIRD DOWN COMPLETIONS, NFL, SINCE 2020

Rank	Team/s	Player	Completions
1.	LAC	QB Justin Herbert	391
2.	LAR/Det.	QB Jared Goff	364
3.	K.C.	QB Patrick Mahomes	359
4.	L.V./N.O.	QB Derek Carr	347
5.	Min./Atl.	QB Kirk Cousins	339

THIRD DOWN PASSING YARDS, NFL, SINCE 2020

Rank	Team	Player	Passing Yards
1.	K.C.	QB Patrick Mahomes	4,979
2.	LAC	QB Justin Herbert	4,686
3.	L.V./N.O.	QB Derek Carr	4,645
4.	LAR/Det.	QB Jared Goff	4,159
5.	Det./LAR	QB Matthew Stafford	4,136

THIRD DOWN PASSING TOUCHDOWNS, NFL, SINCE 2020

Rank	Team/s	Player	Passing Touchdowns
1.	K.C.	QB Patrick Mahomes	52
2.	LAC	QB Justin Herbert	43
3.	Min./Atl.	QB Kirk Cousins	41
4.	Buf.	QB Josh Allen	39
	T.B.	QB Tom Brady	39

Herbert leads the NFL with 280 passing first downs on third down over the past five seasons. He threw for 12 third-down conversions in 2021's Week 1 win at Washington, the most passing first downs in a single game on third down since Andrew Luck did so in 2012. Herbert sported a league-leading 79 passing first downs on third down in 2021.

THIRD DOWN PASSING FIRST DOWNS, NFL, SINCE 2020

Rank	Team/s	Player	Passing First Downs
1.	LAC	QB Justin Herbert	278
2.	K.C.	QB Patrick Mahomes	276
3.	Buf.	QB Josh Allen	241
4.	LAR/Det.	QB Jared Goff	238
5.	L.V./N.O.	QB Derek Carr	236

JUSTIN HERBERT

FEELING IT ON FOURTH DOWN

Since entering the NFL in 2020, **Justin Herbert** has been one of the league's top passers on fourth down. He threw a pair of fourth-down touchdowns in Week 10 of the 2023 season, giving him a league-best 10 passing scores on fourth down since coming into the NFL in 2020.

FOURTH DOWN PASSING TOUCHDOWNS, NFL, SINCE 2020

Rank	Team/s	Player	Passing Touchdowns
1.	LAC	QB Justin Herbert	10
2.	Buf.	QB Josh Allen	9
3.	Min./Atl.	QB Kirk Cousins	8
4.	LAR/Det.	QB Jared Goff	7
5.	Ari.	QB Kyler Murray	6
	L.V./N.O.	QB Derek Carr	6
	G.B./NYJ	QB Aaron Rodgers	6
	Sea./Den./Pit.	QB Russell Wilson	6

Herbert also leads the NFL over that span in completions (37), passing yards (492) and passing first downs (33). He has the No. 4 fourth-down passer rating (115.4) since 2020 among players with at least 30 passing attempts on fourth down.

FOURTH DOWN COMPLETIONS, NFL, SINCE 2020

Rank	Team/s	Player	Completions
1.	LAC	QB Justin Herbert	37
2.	LAR/Det.	QB Jared Goff	33
3.	Jax.	QB Trevor Lawrence	29
4.	Min./Atl.	QB Kirk Cousins	28
5.	Ari.	QB Kyler Murray	26

FOURTH DOWN PASSING YARDS, NFL, SINCE 2020

Rank	Team	Player	Passing Yards
1.	LAC	QB Justin Herbert	492
2.	LAR/Det.	QB Jared Goff	359
3.	Min./Atl.	QB Kirk Cousins	339
4.	Jax.	QB Trevor Lawrence	326
5.	Atl./Ind.	QB Matt Ryan	313

FOURTH DOWN PASSING FIRST DOWNS, NFL, SINCE 2020

Rank	Team/s	Player	Passing First Downs
1.	LAC	QB Justin Herbert	33
2.	LAR/Det.	QB Jared Goff	31
3.	Min./Atl.	QB Kirk Cousins	27
4.	Jax.	QB Trevor Lawrence	26
5.	Ari.	QB Kyler Murray	24

FOURTH DOWN PASSER RATING, MIN. 30 ATT., NFL, SINCE 2020

Rank	Team/s	Player	Passer Rating
1.	Phi.	QB Jalen Hurts	122.2
2.	Cin.	QB Joe Burrow	117.4
3.	L.V./N.O.	QB Derek Carr	116.1
4.	LAC	QB Justin Herbert	115.4
5.	Atl./Ind.	QB Matt Ryan	112.1

LEGGING IT OUT

In the team's *Sunday Night Football* victory over Pittsburgh in Week 11 of the 2021 season, **Justin Herbert** threw for 382 yards and ran for 90 yards, becoming the only player to ever top 350 yards passing and 90 yards rushing in a single game. He was the fifth player ever to run for 90 yards and pass for 300 in the same game.

QUARTERBACKS WITH 300 PASSING YARDS AND 90 RUSHING YARDS, SINGLE GAME, NFL HISTORY

Season (Wk)	Team	Quarterback	Pass Yds	Rush Yds
2022 (2)	Bal.	Lamar Jackson	318	119
2021 (14)	Buf.	Josh Allen	308	109
2021 (11)	LAC	Justin Herbert	382	90
2015 (15)	Car.	Cam Newton	340	100
2014 (7)	Sea.	Russell Wilson	313	106
2011 (5)	Phi.	Mike Vick	315	90
1989 (15)	Phi.	Randall Cunningham	306	92

TARGET ACQUIRED

Justin Herbert has thrown touchdowns to 19 players, including 13 with multiple scores. He's most frequently thrown touchdowns to WR Keenan Allen, who caught 24 scores from Herbert. The first passing score of his career went to WR Jalen Guyton, who also caught the first touchdown of his career on the play.

HERBERT'S CAREER TOUCHDOWN PASSES BY RECEIVER

Receiver	Touchdown Passes
WR Keenan Allen	24
WR Mike Williams	18
RB Austin Ekeler	16
TE Donald Parham Jr.	11
WR Joshua Palmer	8
TE Gerald Everett	7
WR Jalen Guyton	7
TE Jared Cook	4
TE Hunter Henry	4
WR DeAndre Carter	3
WR Tyron Johnson	3
FB Zander Horvath	2
FB Gabe Nabers	2
TE Stephen Anderson	1
WR Simi Fehoko	1
TE Virgil Green	1
WR Quentin Johnston	1
WR Ladd McConkey	1
TE Stone Smartt	1

Total (19 Receivers) 115

JUSTIN HERBERT IN PRIMETIME

A PRIME-TIME PRODIGY

Since entering the NFL, **Justin Herbert** has made 16 starts in primetime, leading the Bolts to wins on each of the regularly-slated prime-time games — *Thursday Night Football*, *Sunday Night Football* and *Monday Night Football*.

He has been one of the best quarterbacks under the lights since entering the NFL in 2020, with his 93.7 passer rating in prime-time games ranking No. 7 in the NFL over the last three seasons with 300 prime-time passing attempts.

Herbert has thrown 30 touchdown passes in his 16 prime-time starts, ranking No. 5 in the NFL in primetime since he entered the league in 2020.

PRIME-TIME PASSER RATING, MIN. 300 ATT., SINCE 2020

Rank	Team/s	Player	Passer Rating
1.	G.B./NYJ	QB Aaron Rodgers	116.5
2.	Buf.	QB Josh Allen	102.1
3.	Dal.	QB Dak Prescott	100.3
4.	K.C.	QB Patrick Mahomes	97.0
5.	Cin.	QB Joe Burrow	95.7
6.	Sea./Den./Pit.	QB Russell Wilson	94.2
7.	LAC	QB Justin Herbert	93.7
8.	S.F./L.V./LAR	QB Jimmy Garoppolo	92.6

THURSDAY NIGHT FOOTBALL

As a rookie in 2020, **Justin Herbert** recorded his first career comeback win in the fourth quarter or overtime in Week 15 at Las Vegas, leading the Bolts to a 30-27 overtime victory. He finished the game with 314 passing yards and two touchdowns on 22-of-32 passing (68.8 pct.) for a 121.1 passer rating. Herbert added a rushing touchdown in overtime to secure the victory.

At 22 years, 282 days old, Herbert became the second-youngest player to mount a come-from-behind win in the fourth quarter or overtime of a Thursday night game in NFL history.

YOUNGEST QUARTERBACKS TO LEAD A COME-FROM-BEHIND WIN IN FOURTH QUARTER OR OVERTIME, THURSDAY NIGHT GAMES, NFL HISTORY

Rk.	Team	Game	Player	Age (Yrs-Days)
1.	S.F.	Dec. 14, 2006 at Sea.	QB Alex Smith	22-221
2.	LAC	Dec. 17, 2020 at L.V.	QB Justin Herbert	22-282
3.	Dal.	Dec. 1, 2016 at Min.	QB Dak Prescott	23-125

MONDAY NIGHT FOOTBALL

In six appearances on *Monday Night Football*, **Justin Herbert** has thrown for 1,322 yards and nine scores with three interceptions on 144-of-227 passing (63.4 pct.) for a 89.6 passer rating.

In 2020, Herbert tossed four touchdown passes on *Monday Night Football*, setting the program's single-game rookie passing touchdown record. He added three touchdowns in the lone Monday night contest in 2021, making him one of four players with seven or more touchdown passes in their first two starts on *MNF* since the program began in 1970.

SUNDAY NIGHT FOOTBALL

Justin Herbert has appeared in seven career games on *Sunday Night Football*, totaling 2,123 passing yards and 14 touchdowns with five interceptions on 207-of-305 passing (67.9 pct.) for a 96.1 passer rating. In four of those games, Herbert has registered a completion percentage of at least 65.0 and attempted at least 40 passes, tied for the third-most performances since the program's inception in 2006.

In the team's Week 14 win on *SNF* in 2022, Herbert completed 39 passes on 51 attempts (76.5 pct.) for 367 yards and a touchdown with zero interceptions (102.3 rating). His 76.5 completion percentage was the best ever in a Sunday night contest by a quarterback to throw zero interceptions and 45-plus attempts.

HIGHEST COMPLETION PCT., SUNDAY NIGHT GAME, MIN. 45 ATT., AND ZERO INTERCEPTIONS, NFL HISTORY

Rk.	Team	Game	Player	Comp. Pct.
1.	LAC	Dec. 11, 2022 vs. Mia.	QB Justin Herbert	76.5
2.	T.B.	Oct. 2, 2022 vs. K.C.	QB Tom Brady	75.0
3.	N.E.	Oct. 27, 1996 vs. Buf.	QB Drew Bledsoe	71.1
4.	K.C.	Nov. 14, 2021 at L.V.	QB Patrick Mahomes	70.0

Herbert completed his first 15 passes of the team's 2023 Week 8 win over Chicago on *SNF*, finishing with 298 yards and three touchdowns with zero interceptions on 31-of-40 passing (77.5 pct.) to register a 122.7 passer rating. Herbert's completion percentage was the fourth-highest in a Sunday night contest in NFL history among players with at least 40 passing attempts and zero interceptions.

HIGHEST COMPLETION PCT., SUNDAY NIGHT GAME, MIN. 40 ATT., AND ZERO INTERCEPTIONS, NFL HISTORY

Rk.	Team	Game	Player	Comp. Pct.
1.	N.O.	Nov. 10, 2013 vs. Dal.	QB Drew Brees	82.9
2.	Mia.	Nov. 5, 2017 vs. Oak.	QB Jay Cutler	81.0
3.	N.O.	Oct. 4, 2015 vs. Dal.	QB Drew Brees	80.5
4.	LAC	Oct. 29, 2023 vs. Chi.	QB Justin Herbert	77.5
5.	LAC	Dec. 11, 2022 vs. Mia.	QB Justin Herbert	76.5

Herbert made his first career appearance on *SNF* in Week 11 of 2021 against Pittsburgh, throwing for 382 yards and three touchdowns with an interception on 31-of-40 passing (73.2 pct.) for a 116.1 passer rating. He added 90 rushing yards to become the first player ever to have at least 350 yards passing and 90 yards rushing in a single game.

His 116.1 passer rating was the best in a quarterback's first career start on *SNF* with at least 40 passing attempts since the program began in 2006. It was also the best passer rating by a quarterback ever in their first career start in Sunday night game (min. 40 att.).

PASSER RATING, FIRST CAREER START IN A SUNDAY NIGHT GAME, MINIMUM 40 ATTEMPTS, NFL HISTORY

Rk.	Team	Game	Player	Passer Rtg.
1.	LAC	Nov. 21, 2021 vs. Pit.	QB Justin Herbert	116.1
2.	Ari.	Oct. 2, 2005 vs. S.F.	QB Josh McCown	109.4
3.	StL	Nov. 18, 2001 at N.E.	QB Kurt Warner	105.4

JUSTIN HERBERT

A ROOKIE CAMPAIGN FOR THE AGES

AWARDS

- *The Associated Press* Offensive Rookie of the Year
- *Professional Football Writers of America* Rookie of the Year
- PFWA Offensive Rookie of the Year
- PFWA All-Rookie Selection
- NFL Offensive Rookie of the Month (October)
- NFL Offensive Rookie of the Month (November)
- FedEx NFL Air Player of the Week — Week 11 vs. NYJ (fan vote)
- Voted by fans as the Pepsi Zero Sugar Rookie of the Year
- Nine-time Pepsi Zero Sugar Rookie of the Week (voted by fans)

RECORDS AT THE TIME

- Most passing touchdowns by a rookie quarterback ever (31).
- Most combined touchdowns by a rookie in NFL history (36).
- Most consecutive games by a rookie quarterback with multiple passing touchdowns in NFL history (seven).
- Most performances by a rookie quarterback with 300-plus passing yards in NFL history (eight).
- Most performances by a rookie quarterback with three-plus touchdowns in NFL history (six).
- Most games by a rookie quarterback with multiple touchdown passes in NFL history (10).
- Most completions ever by a rookie quarterback (396).
- Youngest player ever to throw 30 touchdowns in a single season, doing so at 22 years, 299 days old.
- Tied for the longest streak of game-winning drives (three games) in the fourth quarter or overtime by a rookie quarterback in the Super Bowl era (since 1966).
- Recorded the first win in pro football history by a rookie quarterback while posting 300 passing yards, three touchdown passes, a rushing score and no interceptions.
- Most passing touchdowns by a rookie quarterback in a game (four) and a half (three) in *Monday Night Football* history.
- Tied for the longest streak of games with three-plus touchdown passes by a rookie quarterback in NFL history (four).
- Tied for the most 300-yard passing performances in a player's first two career games (two).
- Became the first player since at least 1970 to register over 1,500 passing yards and a 100-plus passer rating through the first five games of a career.
- Set marks for the most passing attempts, completions, passing yards and touchdown passes by a rookie quarterback in Chargers history.
- Recorded the most single-game rushing yards by a quarterback in team annals (66 in Week 7 vs. Jax.).

ACCOMPLISHMENTS AND OTHER NOTES AT THE TIME

- Ranked second among rookie quarterbacks in NFL history with 4,336 passing yards on the season.
- Joined Patrick Mahomes as the only players in history to eclipse 4,000 passing yards in the first 14 starts of a career.
- Became the second player in NFL history to top 250 passing yards in each of the first seven games of a career (Mahomes).
- Threw a touchdown pass in each of his first 10 games played, the second-longest streak to open an career in NFL history.
- Threw for 277 yards in the first half of Week 11, the most by any rookie quarterback in a first half over the last 40 seasons.
- Became the third quarterback in NFL history to have 300 passing yards and a rushing score in a debut.
- Threw for the fourth-most passing yards in a debut since 1970.
- Became the first quarterback to throw a touchdown and run for a score in the first half of a debut since 1954.

OFFENSIVE ROOKIE OF THE YEAR

Justin Herbert earned widespread recognition as the Offensive Rookie of the Year, including as the 10th quarterback in history to win the honor from *The Associated Press*. Herbert was also selected by *Professional Football Writers of America* as Rookie of the Year and Offensive Rookie of the Year — becoming the second and seventh quarterback to win those awards, respectively. He is the first player in history to be recognized with all three honors.

QUARTERBACKS TO WIN AP OFFENSIVE ROOKIE OF THE YEAR

Season	Team	Player	Combined TDs
2023	Hou.	C.J. Stroud	26
2020	LAC	Justin Herbert	36
2019	Ari.	Kyler Murray	24
2016	Dal.	Dak Prescott	29
2012	Was.	Robert Griffin III	27
2011	Car.	Cam Newton	35
2010	StL	Sam Bradford	19
2008	Atl.	Matt Ryan	17
2006	Ten.	Vince Young	19
2004	Pit.	Ben Roethlisberger	18
1970	Buf.	Dennis Shaw	10

HOT OUT OF THE GATE

Justin Herbert kicked off his career with a pair of historic streaks. As a rookie, he tossed a touchdown pass in each of the first 10 games of his career, just one less than the all-time record. Herbert's streak of games with 250-plus passing yards to start a career ended at seven contests, ranking second in NFL history.

PLAYERS WITH A PASSING TOUCHDOWN, CONSECUTIVE GAMES TO START CAREER, NFL HISTORY

Rank	Team	Player	Consecutive Games
1.	Was.	QB Mark Rypien	11
2.	LAC	QB Justin Herbert	10
3.	Den.	QB Jay Cutler	9

PLAYERS WITH 250 PASSING YARDS, CONSECUTIVE GAMES TO START CAREER, NFL HISTORY

Rank	Team	Player	Consecutive Games
1.	K.C.	QB Patrick Mahomes	10
2.	LAC	QB Justin Herbert	7
3.	—	Seven Other Players	2

DERWIN JAMES JR.

A DEFENSIVE CHESS PIECE

In 2023, **Derwin James Jr.**, totaled a team-high 125 tackles and was one of eight NFL defensive backs on the season to total a sack, an interception, four tackles for loss and 90 tackles.

DEFENSIVE BACKS WITH 90 TACKLES, A SACK, AN INTERCEPTION AND FOUR TACKLES FOR LOSS, NFL, 2023

Rk.	Team	Player	Sacks	TFL	INTs	Tackles
1.	LAC	S Derwin James Jr.	2.0	5	1	125
2.	T.B.	S Antoine Winfield Jr.	6.0	6	3	122
3.	Min.	S Josh Metellus	2.5	7	1	112
4.	Cin.	S Dax Hill	1.5	6	2	110
5.	N.E.	DB Kyle Dugger	1.5	6	2	106
6.	Jax.	S Rayshawn Jenkins	1.0	7	2	100
7.	K.C.	S Justin Reid	3.0	5	1	95
8.	Ind.	CB Kenny Moore II	1.5	8	3	93

In 2022, James became the seventh defensive back since the turn of the century to record at least 100 tackles, four sacks and a forced fumble in a single season.

DEFENSIVE BACKS WITH 100 TACKLES, FOUR SACKS AND A FORCED FUMBLE, SINGLE SEASON, NFL, SINCE 2000

Season	Team	Player	Sacks	FF	Tackles
2023	T.B.	S Antoine Winfield Jr.	6.0	6	122
2022	LAC	S Derwin James Jr.	4.0	2	115
2022	Chi.	DB Jaquan Brisker	4.0	1	104
2019	Car.	S Eric Reid	4.0	1	129
2019	Ten.	CB Logan Ryan	4.5	4	113
2010	Oak.	S Tyvon Branch	4.0	1	101
2005	Ari.	S Adrian Wilson	8.0	1	108
2000	S.D.	S Rodney Harrison	6.0	1	127

MAKING AN IMPACT

Derwin James Jr., eclipsed 500 career tackles in his 67th career game, doing so faster than any defensive back since the turn of the century. He also topped 400 career tackles (55 game) and 300 career tackles (41 games) faster than any defensive back over that span.

FEWEST GAMES TO 500 TACKLES, DEFENSIVE BACKS, NFL, SINCE 2000

Rank	Team/s	Player	Games
1.	LAC	S Derwin James Jr.	67
2.	NYG/Was.	S Landon Collins	68
3.	NYG/Oak./Mia.	S Gibril Wilson	71

FEWEST GAMES TO 400 TACKLES, DEFENSIVE BACKS, NFL, SINCE 1991

Rank	Team	Player	Games
1.	LAC	S Derwin James Jr.	55
2.	NYG	S Landon Collins	56
3.	Jax.	S Johnathan Cyprien	57



ZERO TO SIXTY

Derwin James Jr., posted 445 tackles, 22 tackles for loss and 9.5 sacks in his first 60 games played, becoming the 11th NFL player and the first defensive back to record 400 tackles, 20 tackles for loss and nine sacks within the first 60 games of a career since tackles for loss began being tracked in 2008.

PLAYERS WITH 400 TACKLES, 20 TACKLES FOR LOSS AND NINE SACKS, FIRST 60 CAREER GAMES, NFL, SINCE 2008

Seasons	Team	Player	Sacks	TFL	Tackles
2020-23	Bal.	LB Patrick Queen	13.5	35	404
2018-23	LAC	S Derwin James Jr.	9.5	22	445
2019-22	T.B.	LB Devin White	20.5	35	474
2018-22	Ind.	LB Shaquille Leonard	15.0	30	531
2018-21	Chi.	LB Roquan Smith	14.0	43	517
2016-20	Dal.	LB Jaylon Smith	9.0	20	456
2016-19	G.B.	LB Blake Martinez	9.0	28	487
2012-16	Ind./Chi.	LB Jerrell Freman	12.0	25	512
2012-16	Sea.	LB Bobby Wagner	10.5	27	506
2012-15	T.B.	LB Lavonte David	12.0	66	555
2009-14	Hou.	LB Brian Cushing	11.0	34	438
2007-10	S.F.	LB Patrick Willis	14.0	28	568

James is one of four players — and the only defensive back — since the turn of the century to post 400 tackles, eight interceptions and nine sacks within the first 60 games of a career.

PLAYERS WITH 400 TACKLES, EIGHT INTERCEPTIONS AND NINE SACKS, FIRST 60 CAREER GAMES, NFL, SINCE 2000

Seasons	Team	Player	Sacks	INTs	Tackles
2018-23	LAC	S Derwin James Jr.	9.5	8	445
2018-22	Ind.	LB Shaquille Leonard	15.0	11	531
2012-15	T.B.	LB Lavonte David	12.0	9	555
2009-14	Hou.	LB Brian Cushing	11.0	8	438

DERWIN JAMES JR.



DERWIN AMONG THE BEST THROUGH 50

Derwin James Jr., posted 372 tackles and 9.5 sacks in 50 games played. His 372 tackles were the most by a defensive back in the first 50 games of a career over the last 30 years.

TACKLES, DEFENSIVE BACKS, FIRST 50 CAREER GAMES, NFL, SINCE 1991

Rank	Team	Player	Tackles
1.	LAC	S Derwin James Jr.	372
2.	Jax.	S Johnathan Cyprien	364
3.	NYG	S Landon Collins	349
4.	Ari.	S Budda Baker	343
5.	G.B.	S Morgan Burnett	341

SACKS, DEFENSIVE BACKS, FIRST 50 CAREER GAMES, NFL, SINCE 1982

Rank	Team/s	Player	Sacks
1.	NYJ/Sea.	S Jamal Adams	15.5
2.	Dal.	DB Bill Bates	12.0
3.	T.B.	S Antoine Winfield Jr.	11.0
4.	StL	S Adam Archuleta	10.5
5.	Hou.^	S Keith Bostic	10.0
6.	LAC	S Derwin James Jr.	9.5
	T.B.	CB Ronde Barber	9.5
8.	—	Three Other Players	8.5

^Houston Oilers

James is one of seven players — and the only defensive back — since the turn of the century to post 350 tackles, five interceptions and nine sacks within the first 50 games of a career.

PLAYERS WITH 350 TACKLES, FIVE INTERCEPTIONS AND NINE SACKS, FIRST 50 CAREER GAMES, NFL, SINCE 2000

Seasons	Team	Player	Sacks	INTs	Tackles
2018-22	LAC	S Derwin James Jr.	9.5	7	372
2018-21	Ind.	LB Shaquille Leonard	15.0	9	476
2018-21	Chi.	LB Roquan Smith	13.0	5	422
2012-15	T.B.	LB Lavonte David	10.0	6	463
2012-15	Sea.	LB Bobby Wagner	9.5	5	432
2009-13	Hou.	LB Brian Cushing	9.5	8	358
2000-02	Chi.	LB Brian Urlacher	19.0	6	415

A NOVEMBER TO REMEMBER

In a dominant November 2022, Derwin James Jr., posted 37 tackles (20 solo), two sacks, an interception and a pair of forced fumbles. He was the only defender during the month to have a sack, a pick and a forced fumble. James was recognized as AFC Defensive Player of the Month for his efforts in November.

James was also the only defensive back in the last 30 years and first player in a decade to have at least 30 tackles, multiple sacks, an interception and a forced fumble in a single November.

PLAYERS WITH 30 TACKLES, TWO SACKS, AN INTERCEPTION AND A FORCED FUMBLE, SINGLE NOVEMBER, NFL, SINCE 1991

Season	Team	Player	Sacks	FF	INTs	Tackles
2022	LAC	S Derwin James Jr.	2.0	2	1	37
2013	Oak.	LB Nick Roach	4.5	2	1	38
2009	Sea.	LB David Hawthorne	3.0	1	2	50
2008	Pit.	LB James Harrison	5.5	3	1	36
2005	Jax.	LB Mike Peterson	2.0	1	1	37
2004	Car.	LB Will Witherspoon	2.0	1	2	36
2003	Phi.	LB Nate Wayne	3.0	2	1	36
2001	G.B.	LB Nate Wayne	2.0	1	2	39
1999	T.B.	LB Derrick Brooks	2.0	2	2	39

DERWIN'S PICKS AND SACKS BY PASSER

Derwin James Jr., has recorded eight interceptions and 11.5 sacks in his career. He has brought down Patrick Mahomes the most, totaling two sacks of the Texas Tech product. Below is a look at his career regular-season sacks and interceptions by passer:

REGULAR-SEASON CAREER INTs BY PASSER (8)

INTs	Passer	Most Recent INT
1	QB Tyson Bagent	Oct. 29, 2023 vs. Chi.
	QB Derek Carr	Oct. 4, 2021 vs. L.V.
	QB Nick Foles	Dec. 26, 2022 at Ind.
	QB Jared Goff	Sept. 23, 2018 at LAR
	QB Drew Lock	Nov. 28, 2021 at Den.
	QB Kyler Murray	Nov. 27, 2022 at Ari.
	QB Ben Roethlisberger	Dec. 2, 2018 at Pit.
	QB Josh Rosen	Nov. 25, 2018 vs. Ari.

REGULAR-SEASON CAREER SACKS BY PASSER (11.5)

Sacks	Passer	Most Recent Sack
2.0	QB Patrick Mahomes	Nov. 20, 2022 vs. K.C.
1.5	QB Baker Mayfield	Oct. 10, 2021 vs. Cle.
1.0	QB Josh Allen	Sept. 16, 2018 at Buf.
	QB C.J. Beathard	Sept. 30, 2018 vs. S.F.
	QB Derek Carr	Sept. 11, 2022 vs. L.V.
	QB Marcus Mariota	Nov. 6, 2022 at Atl.
	QB Jarrett Stidham	Dec. 31, 2023 at Den.
	QB Russell Wilson	Oct. 17, 2022 vs. Den.
	QB Bailey Zappe	Dec. 3, 2023 at N.E.
0.5	QB Joe Burrow	Dec. 5, 2021 at Cin.
	QB Dak Prescott	Sept. 19, 2021 vs. Dal.

KHALIL MACK

MACK ATTACK

Since entering the NFL in 2014, **Khalil Mack** has totaled 103.0 sacks, the second-most over that span. He's one of football's top defenders at forcing turnovers, tying for the league lead in forced fumbles and ranking No. 2 in strip-sacks since entering the NFL.

Mack's 250 career hurries lead the league since he entered the NFL in 2014, while his 435 pressures rank No. 2 over that span.

SACKS, NFL, SINCE 2014

Rank	Team/s	Player	Sacks
1.	LAR	DT Aaron Donald	111.0
2.	Oak./Chi./LAC	OLB Khalil Mack	103.0
3.	Pit.	LB T.J. Watt	97.5
4.	N.O.	DE Cameron Jordan	96.0
5.	N.E./Ari./L.V.	OLB Chandler Jones	94.5

FORCED FUMBLES, NFL, SINCE 2014

Rank	Team/s	Player	Forced Fum.
1.	Oak./Chi./LAC	OLB Khalil Mack	30
	N.E./Ari./L.V.	OLB Chandler Jones	30
3.	Pit.	LB T.J. Watt	27
4.	T.B.	LB Lavonte David	26
5.	LAR	DT Aaron Donald	24

STRIP-SACKS, NFL, SINCE 2014

Rk.	Team/s	Player	Strip Sacks
1.	N.E./Ari./L.V.	OLB Chandler Jones	26
2.	Oak./Chi./LAC	OLB Khalil Mack	23
3.	Pit.	LB T.J. Watt	20
4.	Den./T.B.	OLB Shaquil Barrett	19
5.	LAR	DT Aaron Donald	18
	StL/LAR/Mia./Dal./Chi./Phi.	LB Robert Quinn	18
	Jax./Min./Bal./L.V./Ind./Chi.	DE Yannick Ngakoue	18

QUARTERBACK HURRIES, NFL, SINCE 2014

Rank	Team/s	Player	Hurries
1.	Oak./Chi./LAC	OLB Khalil Mack	250
2.	LAR	DT Aaron Donald	214
3.	N.O.	DE Cameron Jordan	210
4.	Den./LAR/Buf.	OLB Von Miller	207
5.	Buf./Hou.	DL Jerry Hughes	204

DEFENSIVE PRESSURES, NFL, SINCE 2014

Rank	Team/s	Player	Pressures
1.	LAR	DT Aaron Donald	475
2.	Oak./Chi./LAC	OLB Khalil Mack	435
3.	Hou./Ari.	DE J.J. Watt	393
	N.O.	DE Cameron Jordan	393
5.	Den./LAR/Buf.	OLB Von Miller	389



MACK DOMINATES NOVEMBER

In November 2023, **Khalil Mack** led all NFL players during the month with 6.0 sacks and two strip-sacks, while adding 23 tackles (19 solo), five tackles for loss, five quarterback hits and three passes defended. Mack was recognized as AFC Defensive Player of the Month for his efforts in November.

Mack became just the second player in the last 15 years to record five sacks, five tackles for loss, multiple pass breakups and multiple strip-sacks in a single November and is just the sixth player to do so in any month over the past 15 seasons.

PLAYERS WITH FIVE SACKS, FIVE TACKLES FOR LOSS, MULTIPLE STRIP-SACKS AND MULTIPLE PASSES DEFENSED, SINGLE MONTH, NFL, SINCE 2008

Month	Team	Player	Sks	TFLs	PD	Strip-Sks
Nov. 2023	LAC	OLB Khalil Mack	6.0	5	3	2
Sept. 2023	Pit.	LB T.J. Watt	6.0	5	2	2
Sept. 2019	T.B.	OLB Shaquil Barrett	9.0	7	2	3
Nov. 2016	NYG	DE Jason Pierre-Paul	5.5	5	4	2
Oct. 2011	Min.	DE Jared Allen	8.0	7	2	2
Oct. 2009	Was.	DE Andre Carter	5.5	7	2	2

MACK TOPS 100 CAREER SACKS

In the 150th regular-season game of his career, **OLB Khalil Mack** eclipsed 100 career sacks in the second quarter on a nine-yard takedown. Among active players, Mack's 103.0 sacks rank No. 4.

SACKS, ACTIVE NFL PLAYERS

Rank	Team/s	Player	Sacks
1.	Den./LAR/Buf.	OLB Von Miller	124.5
2.	N.O.	DE Cameron Jordan	117.5
3.	Ari./Jax./Bal./Atl./Mia.	DL Calais Campbell	106.5
4.	Oak./Chi./LAC	OLB Khalil Mack	103.0
5.	Pit.	LB T.J. Watt	97.5
6.	Cle.	DE Myles Garrett	89.5

KHALIL MACK

MACK DROPS SIX SACKS IN VICTORY



Khalil Mack had a historic performance in the team's 2023 Week 4 win over the Raiders. He set a career high with six sacks, including a pair of strip-sacks. It was the first six-sack performance by any NFL player since 2017 and just the sixth since the stat began being tracked in 1982.

Mack added 10 tackles (eight solo), five tackles for loss, four quarterback hits and a pass defended. He was the only player since at least 2000 to have six sacks and at least 10 tackles in a single game. He was recognized as AFC Defensive Player of the Week for his performance, the fourth weekly award of his career.

Along with his five-sack performance in 2015, Mack joined Hall of Fame LB Derrick Thomas as the only players with multiple games of five or more sacks since the stat started being tracked in 1982.

SACKS, SINGLE GAME, NFL, SINCE 1982

Rk.	Team	Game	Player	Sacks
1.	K.C.	Nov. 11, 1990 vs. Sea.	LB Derrick Thomas	7.0
2.	LAC	Oct. 1, 2023 vs. L.V.	OLB Khalil Mack	6.0
	Atl.	Nov. 12, 2017 vs. Dal.	DL Adrian Clayborn	6.0
	NYG	Sept. 30, 2007 vs. Phi.	DE Osi Umenyiora	6.0
	K.C.	Sept. 6, 1998 vs. Oak.	LB Derrick Thomas	6.0
	S.F.	Nov. 13, 1983 vs. N.O.	DE Fred Dean	6.0
7.	S.F.	Nov. 19, 2012 vs. Chi.	OLB Aldon Smith	5.5
	Det.	Sept. 4, 1983 at T.B.	DE William Gay	5.5

MACK MAKES HISTORY

Khalil Mack eclipsed 12 sacks in 2024, the third season of his career with at least 12 sacks — and with his third franchise. He joined Hall of Famer Kevin Greene as the only two players to have a 12-sack season with three different franchises since the individual sack became an official statistic in 1982.

PLAYERS WITH 12-SACK SEASON WITH THREE DIFFERENT FRANCHISES, NFL, SINCE 1982

Player	Teams (Seasons)
OLB Khalil Mack	Raiders ('15), Bears ('18), Chargers ('23)
LB Kevin Greene*	Rams ('88-90), Steelers ('93-94), Panthers ('96, '99)

*Pro Football Hall of Famer

TOP OF THE CHARTS

Khalil Mack ranked fourth in the NFL in 2023 with 17.0 sacks, setting a new single-season career high. His four strip-sacks were tied for the second-most in the NFL.

SACKS, NFL, 2023

Rank	Team	Player	Sacks
1.	Pit.	LB T.J. Watt	19.0
2.	Cin.	DE Trey Hendrickson	17.5
	Jax.	OLB Josh Allen	17.5
4.	LAC	OLB Khalil Mack	17.0
5.	Min.	OLB Danielle Hunter	16.5
6.	L.V.	DE Maxx Crosby	14.5

STRIP SACKS, NFL, 2023

Rank	Team	Player	Strip-Sacks
1.	Mia.	LB Bradley Chubb	5
2.	LAC	OLB Khalil Mack	4
	Cle.	DE Myles Garrett	4
	Pit.	LB T.J. Watt	4
5.	Cin.	DE Trey Hendrickson	3
	Det.	DE Aidan Hutchinson	3
	Ind.	DE Samson Ebukam	3
	L.V.	DE Malcolm Koonce	3
	Min.	OLB Danielle Hunter	3
	T.B.	OLB Shaquil Barrett	3

MACK MAKES HISTORY

By setting his career high with 17.0 sacks in 2023, **Khalil Mack** tied for the most sacks in a single season by a Charger since the individual sack began being tracked in 1982.

Mack forced a total of five fumbles on the year, including four that were strip-sacks. Since forced fumbles began being tracked in 1994, Mack's five tied for the third-most by a Charger in a single season.

SACKS, SINGLE SEASON, CHARGERS, SINCE 1982

Rank	Season	Player	Sacks
1.	2023	OLB Khalil Mack	17.0
	2006	LB Shawne Merriman	17.0
	1992	DE Leslie O'Neal	17.0
4.	1986	DE Lee Williams	15.0
5.	1989	DE Lee Williams	14.0

FORCED FUMBLES, SINGLE SEASON, CHARGERS, SINCE 1994

Rank	Season	Player	Forced Fumbles
1.	2021	OLB Joey Bosa	7
	2009	LB Shaun Phillips	7
3.	2023	OLB Khalil Mack	5
	—	Two Other Players	5

KHALIL MACK

KHALIL RE-WRITES THE RECORD BOOK

With six sacks in the 2023 Week 4 victory over Las Vegas, **Khalil Mack** set the franchise single-game record, breaking DE Leslie O'Neal's mark of five sacks in 1986.

SACKS, SINGLE GAME, CHARGERS, SINCE 1982

Rank	Game	Player	Sacks
1.	Oct. 1, 2023 vs. L.V.	OLB Khalil Mack	6.0
	Nov. 16, 1986 vs. Dal.	DE Leslie O'Neal	5.0
3.	Dec. 18, 2011 vs. Bal.	OLB Antwan Barnes	4.0
	Oct. 3, 2010 vs. Ari.	LB Shaun Phillips	4.0
	Oct. 22, 1995 at Sea.	DE Leslie O'Neal	4.0
	Dec. 6, 1992 at Phx.*	DE Leslie O'Neal	4.0
	Dec. 22, 1991 vs. Den.	DE Leslie O'Neal	4.0

*Phoenix Cardinals

MACK'S PICKS BY PASSER

Khalil Mack has picked off three passes, including two that he returned for a touchdown. Below is a look at his career regular-season interceptions by quarterback:

REGULAR-SEASON CAREER INTs BY PASSER (3)

INTs	Passer	Most Recent INT
1	QB Kirk Cousins	Nov. 16, 2020 vs. Min.
	QB DeShone Kizer	Sept. 9, 2018 at G.B.
	QB Cam Newton	Nov. 27, 2016 vs. Car.



MACK'S SACKS BY PASSER

Khalil Mack has sacked 47 different players in the regular season for a total of 103.0 career sacks. Below is a look at his career sacks by quarterback:

REGULAR-SEASON CAREER SACKS BY PASSER (103.0)

Sacks	Passer	Most Recent Sack
6.0	QB Aidan O'Connell	Oct. 1, 2023 vs. L.V.
	QB Brock Osweiler	Nov. 21, 2016 vs. Hou.
5.5	QB Aaron Rodgers	Oct. 17, 2021 vs. G.B.
	QB Alex Smith	aDec. 10, 2017 at K.C.
5.0	QB Trevor Siemian	Nov. 26, 2017 vs. Den.
4.0	QB Derek Carr	Sept. 11, 2022 L.V.
	QB Kirk Cousins	Dec. 20, 2020 at Min.
	QB Dak Prescott	Oct. 16, 2023 vs. Dal.
3.0	QB Tom Brady	Oct. 8, 2020 vs. T.B.
	QB Jared Goff	Oct. 3, 2021 vs. Det.
	QB Josh McCown	Sept. 17, 2017 vs. NYJ
2.0	QB Sam Bradford	Sept. 23, 2018 at Ari.
	QB Teddy Bridgewater	Oct. 18, 2020 at Car.
	QB Joe Flacco	Sept. 15, 2019 at Den.
	QB Lamar Jackson	Nov. 26, 2023 vs. Bal.
	QB Daniel Jones	Sept. 20, 2020 vs. NYG
	QB Colin Kaepernick	Dec. 7, 2017 vs. S.F.
	QB Case Keenum	Sept. 23, 2019 at Was.
	QB Jordan Love	Nov. 19, 2023 at G.B.
	QB Patrick Mahomes	Sept. 15, 2022 at K.C.
	QB Marcus Mariota	Nov. 29, 2015 at Ten.
	QB Baker Mayfield	Sept. 26, 2021 at Cle.
	QB Philip Rivers	Oct. 27, 2019 vs. LAC
	QB Geno Smith	Dec. 3, 2017 vs. NYG
	QB Matthew Stafford	Nov. 11, 2018 vs. Det.
	QB Russell Wilson	Oct. 17, 2022 vs. Den.
	QB Zach Wilson	Nov. 6, 2023 at NYJ
	QB Jameis Winston	Oct. 30, 2016 at T.B.
	QB Bailey Zappe	Dec. 3, 2023 at N.E.
1.5	QB Gardner Minshew II	Sept. 8, 2024 vs. L.V.
1.0	QB Blake Bortles	Oct. 23, 2016 at Jax.
	QB Drew Brees	Nov. 1, 2020 vs. N.O.
	QB Joe Burrow	Sept. 19, 2021 vs. Cin.
	QB Jay Cutler	Oct. 4, 2015 at Chi.
	QB Ryan Fitzpatrick	Sept. 30, 2018 vs. T.B.
	QB Nick Foles	Dec. 26, 2022 at Ind.
	QB Blaine Gabbert	Jan. 7, 2024 vs. K.C.
	QB Jimmy Garoppolo	Nov. 13, 2022 at S.F.
	QB DeShone Kizer	Sept. 9, 2018 at G.B.
	QB Eli Manning	Dec. 2, 2018 at NYG
	QB Davis Mills	Oct. 2, 2022 at Hou.
	QB Cam Newton	Nov. 27, 2016 vs. Car.
	QB Kyle Orton	Dec. 21, 2014 vs. Buf.
	QB Jarrett Stidham	Dec. 31, 2023 at Den.
	QB Tyrod Taylor	Dec. 4, 2016 vs. Buf.
0.5	QB Deshaun Watson	Dec. 13, 2020 vs. Hou.
	QB Matt Ryan	Sept. 27, 2020 at Atl.

POSTSEASON CAREER SACKS BY PASSER (1.0)

Sacks	Passer	Most Recent Sack
1.0	QB Trevor Lawrence	Jan. 14, 2023 at Jax.*

*AFC Wild Card

JOEY BOSA



NOT YOUR AVERAGE JOEY

Since entering the NFL in 2016, **Joey Bosa** has been a force, recording the sixth-best sacks-per-game over that span (min. 80 games played). He also ranks No. 10 in that time with 68.0 sacks.

SACKS PER GAME, MIN. 80 GAMES PLAYED, SINCE 2016

Rank	Team/s	Player	Sacks/Game
1.	Pit.	LB T.J. Watt	0.93
2.	Cle.	DE Myles Garrett	0.89
3.	Min./Hou.	OLB Danielle Hunter	0.78
4.	Ari./L.V.	OLB Chandler Jones	0.77
5.	LAR	DT Aaron Donald	0.75
6.	LAC	OLB Joey Bosa	0.72
7.	Oak./Chi./LAC	OLB Khalil Mack	0.70
8.	N.O./Cin.	DE Trey Hendrickson	0.63
9.	Den./LAR/Buf.	OLB Von Miller	0.63
10.	L.V.	DE Maxx Crosby	0.63

SACKS, NFL, SINCE 2016

Rank	Team/s	Player	Sacks
1.	Pit.	LB T.J. Watt	97.5
2.	LAR	DT Aaron Donald	91.0
3.	Cle.	DE Myles Garrett	89.5
4.	Oak./Chi./LAC	OLB Khalil Mack	84.0
5.	Min./Hou.	OLB Danielle Hunter	81.5
6.	N.O.	DE Cameron Jordan	78.5
7.	K.C.	DT Chris Jones	76.5
8.	Ari./L.V.	OLB Chandler Jones	76.0
9.	Jax./Min./Bal./L.V./Ind./Chi.	DE Yannick Ngakoue	69.0
10.	LAC	OLB Joey Bosa	68.0
11.	Bal./N.E./Atl.	LB Matthew Judon	67.0

FORCING THE ISSUE

After leading the NFL with seven strip-sacks in 2021, **Joey Bosa** continues to be among the league's best at jarring the ball free. He had one strip-sack in 2023 to reach 14 career strip-sacks. Despite missing 21 games since 2021, Bosa is tied for the most in the NFL over that span with nine strip-sacks and ranks tied for No. 1 in forced fumbles

STRIP-SACKS, NFL, SINCE 2021

Rank	Team/s	Player	Strip-Sacks
1.	LAC	OLB Joey Bosa	9
	Cin.	DE Trey Hendrickson	9
3.	Car./Phi./NYJ	LB Haason Reddick	8
	Cle.	DE Myles Garrett	8
	Den./Mia.	OLB Bradley Chubb	8
	Pit.	LB T.J. Watt	8
7.	—	Four Other Players	7

FORCED FUMBLES, NFL, SINCE 2021

Rank	Team/s	Player	Forced Fumbles
1.	LAC	OLB Joey Bosa	10
	Pit.	LB T.J. Watt	10
3.	Cin.	DE Trey Hendrickson	9
	Den./Mia.	OLB Bradley Chubb	9
	T.B.	S Antoine Winfield Jr.	9
6.	Car./Phi./NYJ	LB Haason Reddick	8
	Cle.	DE Myles Garrett	8
	Ind./Phi.	LB Shaquille Leonard	8
	Pit.	LB Alex Highsmith	8
	S.F.	DL Nick Bosa	8
11.	—	11 Other Players	7

Bosa has gone for the ball when taking down the quarterback since he entered the NFL. His 14 career strip-sacks are the ninth-most since 2016.

10 of Bosa's 14 career strip-sacks came on third down, which leads the NFL over that span. Seven of his third-down strip-sacks have come since 2021, which is also a league-high.

STRIP-SACKS, THIRD DOWN, NFL, SINCE 2016

Rk.	Team/s	Player	Strip-Sacks
1.	LAC	OLB Joey Bosa	10
2.	StL/LAR/Mia./Dal./Chi./Phi.	LB Robert Quinn	8
	Jax./LAR/Atl./Dal.	DE Dante Fowler Jr.	8
4.	LAR	DT Aaron Donald	7
5.	—	Five Other Players	6

STRIP-SACKS, THIRD DOWN, NFL, SINCE 2021

Rank	Team/s	Player	Strip-Sacks
1.	LAC	OLB Joey Bosa	7
2.	S.F./Ind.	DE Samson Ebukam	5
3.	Chi./Sea.	Darrell Taylor	4
	Cin.	DE Trey Hendrickson	4
	T.B.	OLB Shaquil Barrett	4
5.	—	Six Other Players	3

JOEY BOSA

BOSA'S SACKS BY PASSER

Joey Bosa has 67.0 career sacks. He has sacked QB Derek Carr 8.5 times in his career, more than he's sacked any other quarterback. Bosa has brought down 40 different passers in his career, including 17 more than once. Below is a look at his career sacks by passer:

REGULAR-SEASON CAREER SACKS BY PASSER (68.0)

Sacks	Passer	Most Recent Sack
8.5	QB Derek Carr	Sept. 11, 2022 vs. L.V.
4.0	QB Ryan Tannehill	Sept. 17, 2023 at Ten.
3.5	QB Trevor Siemian	Oct. 22, 2017 vs. Den.
	QB Gardner Minshew II	Sept. 8, 2024 vs. L.V.
2.5	QB Patrick Mahomes	Dec. 16, 2021 vs. K.C.
	QB Josh Rosen	Sept. 29, 2019 at Mia.
	QB Zach Wilson	Nov. 6, 2023 at NYJ
2.0	QB Josh Allen	Nov. 29, 2020 at Buf.
	QB Kirk Cousins	Sept. 24, 2023 at Min.
	QB Robert Griffin III	Dec. 24, 2016 at Cle.
	QB Eli Manning	Oct. 8, 2015 at NYG
	QB Ben Roethlisberger	Nov. 21, 2021 vs. Pit.
	QB Matt Ryan	Oct. 23, 2016 at Atl.
	QB Alex Smith	Sept. 24, 2017 vs. K.C.
	QB Mitchell Trubisky	Oct. 27, 2019 at Chi.
1.5	QB Lamar Jackson	Oct. 17, 2021 at Bal.
	QB Aaron Rodgers	Nov. 3, 2019 vs. G.B.
1.0	WR Davante Adams	Sept. 11, 2022 vs. L.V.
	QB Tyson Bagent	Oct. 29, 2023 vs. Chi.
	QB Matt Barkley	Nov. 29, 2020 at Buf.
	QB Blake Bortles	Nov. 12, 2017 at Jax.
	QB Tom Brady	Oct. 29, 2017 at N.E.
	QB Drew Brees	Oct. 12, 2020 at N.O.
	QB Teddy Bridgewater	Sept. 27, 2020 vs. Car.
	QB Jacoby Brissett	Sept. 8, 2019 vs. Ind.
	QB Joe Burrow	Sept. 13, 2020 at Cin.
	QB Jeff Driskel	Dec. 9, 2018 vs. Cin.
	QB Joe Flacco	Oct. 6, 2019 vs. Den.
	QB Ryan Fitzpatrick	Sept. 12, 2021 at Was.
	QB Mike Glennon	Dec. 12, 2021 vs. NYG
	QB Jalen Hurts	Nov. 7, 2021 at Phi.
	QB Case Keenum	Dec. 30, 2017 at Den.
	QB DeShone Kizer	Dec. 3, 2017 vs. Cle.
	QB Drew Lock	Nov. 28, 2021 at Den.
	QB Cam Newton	Dec. 11, 2016 at Car.
	QB Tyrod Taylor	Nov. 19, 2017 vs. Buf.
	QB Russell Wilson	Jan. 8, 2023 at Den.
	QB Jameis Winston	Dec. 4, 2016 vs. T.B.
0.5	QB Brock Osweiler	Nov. 27, 2016 at Hou.
	QB Deshaun Watson	Sept. 22, 2019 vs. Hou.

POSTSEASON CAREER SACKS BY PASSER (1.0)

Sacks	Passer	Most Recent Sack
1.0	QB Lamar Jackson	Jan. 6, 2019 at Bal.* *AFC Wild Card



ONE OF A KIND

With 8.5 sacks in his first eight games of 2017, **Joey Bosa** brought his career total to 19.0 sacks over his first 20 career games. That topped the previous NFL record of 18.5 set by Aldon Smith in 2012.

SACKS, FIRST 20 CAREER GAMES, NFL HISTORY

Rank	Team	Player	Sacks
1.	Chargers	DE Joey Bosa	19.0
2.	49ers	LB Aldon Smith	18.5
3.	Cowboys	LB Micah Parsons	17.0
	Packers	LB Clay Matthews	17.0

BRING THE HEAT

Joey Bosa ranks third in sacks in team history after reaching 60 for his career. He eclipsed 50 in his 67th game of his career, setting the mark for the fastest by any player in Chargers history.

CAREER SACKS LEADERS, CHARGERS HISTORY SINCE 1982

Rank	Seasons	Player	Sacks
1.	1986-95	DE Leslie O'Neal	105.5
2.	2004-12	LB Shaun Phillips	69.5
3.	2016-Present	OLB Joey Bosa	68.0
4.	1984-90	DE Lee Williams	65.5
5.	2012-20	DE Melvin Ingram III	49.0
6.	1990-2002	LB Junior Seau	47.0

FEWEST GAMES TO 50 SACKS, CHARGERS HISTORY

Rank	Seasons	Player	Games
1.	2016-21	OLB Joey Bosa	67
2.	1986-91	DE Leslie O'Neal	70
3.	1984-89	DE Lee Williams	75
4.	2004-10	LB Shaun Phillips	96

CAMERON DICKER

MAKING NFL HISTORY

K Cameron Dicker has made 55-of-58 career field goal attempts. His field goal percentage of 94.8 is the best in NFL history by a player with at least 50 attempts.

FIELD GOAL PCT., MIN. 50 ATTEMPTS, NFL HISTORY

Rank	Team/s	Player	Field Goal Pct. (Made-Att.)
1.	Phi./LAC	K Cameron Dicker	94.8 (55-58)
2.	Bal.	K Justin Tucker	90.0 (397-441)
3.	K.C.	K Harrison Butker	89.2 (199-223)
4.	Chi./NYJ/Car.	K Eddie Pineiro	89.1 (90-101)
5.	LAC/Atl.	K Younghoe Koo	88.6 (155-175)

MAKING EXTRA POINTS

K Cameron Dicker has all made 60 of his career extra point attempts, registering a 100.0 percentage. It's the best percentage by any kicker with at least 50 extra point attempts since the PAT was moved back in 2015.

EXTRA POINT PERCENTAGE, MIN. 50 ATT., NFL, SINCE 2015

Rk.	Team/s	Player	Made PAT	Missed PAT	PAT Pct.
1.	Phi./LAC	K Cameron Dicker	60	0	100.0
2.	7 Teams*	K Chase McLaughlin	125	2	98.4
3.	S.F.	K Jake Moody	62	1	98.4
4.	Bal.	K Justin Tucker	356	6	98.3
5.	NYG	K Josh Brown	53	1	98.1
6.	Buf.	K Tyler Bass	209	5	97.7

*Chargers, Colts, 49ers, Jets, Jaguars, Browns, Colts, Buccaneers

THE BEST THROUGH THREE SEASONS

As a rookie, **K Cameron Dicker** made 21-of-22 field goals (95.5 pct.) to set the record for best field goal percentage by a rookie kicker since the 1970 NFL-AFL Merger (min. 15 att.). He has continued his excellence with the Bolts, making 55-of-58 career attempts (94.8 pct.). Dicker's 94.8 career field goal percentage is the best within the first three seasons of a career among kickers with at least 50 field goal attempts.

FIELD GOAL PCT., FIRST THREE SEASONS, MIN. 50 ATTEMPTS, NFL, SINCE 1970

Rank	Team/s	Player	Field Goal Pct. (Made-Att.)
1.	Phi./LAC	K Cameron Dicker	94.8 (55-58)
2.	Dal.	K Dan Bailey	90.8 (89-98)
4.	Chi./NYJ/Car.	K Eddie Pineiro	90.1 (64-71)
4.	Bal.	K Justin Tucker	89.8 (97-108)
5.	K.C.	K Harrison Butker	89.7 (96-107)

TWO SEASONS FOR THE AGES

In 10 games played with the Bolts in 2022, **K Cameron Dicker** made 19-of-20 field goal attempts (95.0 pct.). It set the best single-season field goal percentage in team history among players with at least 15 field goal attempts.

In 2023, Dicker made 31-of-33 field goals (93.9 pct.), good for the second-best single-season field goal percentage in franchise history (min. 15 att.).

FIELD GOAL PCT., MIN. 15 ATTEMPTS, SINGLE SEASON, CHARGERS HISTORY

Rank	Season	Player	Field Goal Pct. (Made-Att.)
1.	2022	K Cameron Dicker	95.0 (19-20)
2.	2023	K Cameron Dicker	93.9 (31-33)
3.	2018	K Michael Badgley	93.8 (15-16)
4.	2013	K Nick Novak	91.9 (34-37)
5.	2009	K Nate Kaeding	91.4 (32-35)
6.	1990	K John Carney	90.5 (19-21)

OTHER PLAYER NOTES

POONA PICKS HIS FIRST PASS

In the fourth quarter of the Week 1 victory, **DL Poona Ford** hauled in a pass deflected by **OLB Khalil Mack** for his first career interception. Ford is the first defensive lineman in the NFL with a pick this season and was just the second defensive lineman to have a tackle for loss, interception and multiple pass breakups in a single game since tackles for loss began being tracked in 2008.

INTERIOR DEFENSIVE LINEMEN WITH TACKLE FOR LOSS, INTERCEPTION AND MULTIPLE PASSES DEFENSED, SINGLE GAME, NFL, SINCE 2008

Game	Team	Game	TFL	INT	PD
Sept. 8, 2024 vs. L.V.	LAC	DL Poona Ford	1	1	2
Jan. 1, 2012 vs. NYJ	Mia.	DL Randy Starks	1	2	2

McCONKEY MAKES HIS MARK

In Week 1, **WR Ladd McConkey** made his NFL debut and led the team with five receptions for 39 yards (7.8 avg.), including a 10-yard touchdown catch in the fourth quarter to put the game away. He is just the 10th Charger in history to haul in a touchdown pass in an NFL debut and has the chance to be the third Bolts player to do so in each of his first two career games.

DAVIS POSTS A 51-YARD CARRY

On the opening drive in Week 4 last season, **WR Derius Davis** took a handoff 51 yards. It was the second-longest carry for the Bolts of the season and the longest by any non-running back for the Chargers since 2001, when WR Curtis Conway ran 67 yards for a touchdown.

LONGEST RUSHES, NON-RUNNING BACK, CHARGERS HISTORY

Rank	Game	Player	Rushing Length
1.	Nov. 18, 2001 at Oak.	WR Curtis Conway	67 yards
2.	Oct. 1, 2023 vs. L.V.	WR Derius Davis	51 yards
3.	Nov. 7, 2004 vs. N.O.	WR Tim Dwight	48 yards
4.	Jan. 1, 2012 at Oak.	WR Vincent Jackson	41 yards
5.	Nov. 28, 2004 at K.C.	WR Eric Parker	38 yards

DOBBINS RUNS WILD

In the Week 1 victory, **J.K. Dobbins** rushed for 135 yards and a touchdown on 10 carries (13.5 avg.), highlighted by multiple carries of 45-plus yards.

Dobbins, who returned to action after missing all of last season due to injury, became just the third player in the last 30 seasons to post multiple 45-yard runs a Week 1 contest, while his 13.5-yard rushing average was the best by any player in the first week of a season in NFL history (min. 10 att.).

He headlined a Bolts rushing offense that ran for 176 yards and averaged 6.5 yards per attempt in the victory, the best rushing average by any AFC team in Week 1.

RUSHING AVERAGE, SINGLE GAME, MINIMUM 10 ATTEMPTS, KICKOFF WEEKEND, NFL HISTORY

Rk.	Team	Game	Player	Rush Avg.
1.	LAC	Sept. 8, 2024 vs. L.V.	RB J.K. Dobbins	13.5
2.	ChiC*	Sept. 29, 1949 vs. Was.	HB Charley Trippi	13.0
3.	ChiC*	Sept. 27, 1959 vs. Was.	WR Bobby Joe Conrad	12.7
4.	NYJ	Sept. 11, 2023 vs. Buf.	RB Breece Hall	12.7
5.	Buf.	Sept. 8, 2012 at NYJ	RB C.J. Spiller	12.1

**Chicago Cardinals*

RUSHES OF 45-PLUS YARDS, SINGLE GAME, KICKOFF WEEKEND, SINCE 1991

Rk.	Team	Game	Player	No.
1.	LAC	Sept. 8, 2024 vs. L.V.	RB J.K. Dobbins	2
	Buf.	Sept. 8, 2012 at NYJ	RB C.J. Spiller	2
	Min.	Sept. 6, 1992 at G.B.	RB Terry Allen	2
4.	—	Several Others		1

Dobbins' multiple carries of 45-plus yards tied for the third-most in a single game in the last 30 seasons.

RUSHES OF 45-PLUS YARDS, SINGLE GAME, SINCE 1991

Rk.	Team	Game	Player	No.
1.	T.B.	Nov. 4, 2012 vs. Oak.	RB Doug Martin	3
	Bal.	Sept. 14, 2003 vs. Cle.	RB Jamal Lewis	3
3.	LAC	Sept. 8, 2024 vs. L.V.	RB J.K. Dobbins	2
	Ten.	Jan. 3, 2021 at Hou.	RB Derrick Henry	2
	Ind.	Jan. 3, 2021 vs. Jax.	RB Jonathan Taylor	2
	—	Several Others		2

SPECIALIST NOTES

SCOTT PINS THEM DEEP

In the team's rain-soaked victory in Week 13 last season, **P JK Scott** set a single-game franchise record by placing seven punts inside the 20, including four inside the 10-yard line. The game marked his third of the season with at least four punts placed inside the 20, which tied for the most in the NFL in 2023.

MOST PUNTS INSIDE THE 20, SINGLE GAMES, CHARGERS HISTORY

Rank	Game	Player	Punts Inside 20
1.	Dec. 3, 2023 at N.E.	P JK Scott	7
2.	Nov. 13, 1994 at KC	P Bryan Wagner	6
3.	Nov. 16, 2014 vs. Oak	P Mike Scifres	5
	Dec. 9, 2012 at Pit	P Mike Scifres	5
	Nov. 4, 2007 at Min	P Mike Scifres	5
	Dec. 28, 2007 vs. Hou	P Mike Scifres	5

MOST GAMES WITH FOUR-PLUS PUNTS INSIDE THE 20-YARD LINE, NFL, 2023

Rank	Team	Player	Games
1.	LAC	P JK Scott	3
	Hou.	P Cameron Johnston	3
	NYG	P Jamie Gillan	3
	Ten.	P Ryan Stonehouse	3
5.	Cle.	P Corey Bojorquez	2
	Jax.	P Logan Cooke	2
	L.V.	P AJ Cole	2
	N.E.	P Bryce Baringer	2
	NYJ	P Thomas Morstead	2
	Pit.	P Pressley Harvin III	2
	Was.	P Tress Way	2

SCOTT SETS TEAM RECORD

P JK Scott boomed an 83-yard punt in 2023's Week 14 game against Denver, setting the record for the longest punt in franchise history.

LONGEST PUNTS, CHARGERS HISTORY

Rank	Game	Player	Length
1.	Dec. 10, 2023 vs. Den.	P JK Scott	83 yards
2.	Nov. 19, 1961 vs. Dal.*	LB/P Paul Maguire	82 yards
3.	Oct. 17, 1971 at Den.	K Dennis Partee	73 yards
4.	Sept. 21, 2014 at Buf.	P Mike Scifres	72 yards
5.	Nov. 10, 2011 vs. Oak.	P Mike Scifres	71 yards
	Oct. 1, 2006 at Bal.	P Mike Scifres	71 yards
	Dec. 4, 2005 vs. Oak.	P Mike Scifres	71 yards
	Sept. 12, 1982 at Den.	P Maury Buford	71 yards
	Nov. 8, 1964 at Den.	QB John Hadl	71 yards

**Dallas Texans*

DAVIS AMONG PUNT RETURN LEADERS

With a conference-best 385 yards on 25 punt returns last season, including one that went for an 87-yard touchdown, **WR Darius Davis** led all NFL qualified returners in 2023 with a 16.0-yard punt return average.

PUNT RETURN AVERAGE, QUALIFYING RETURNERS, NFL, 2023

Rank	Team/s	Player	Punt Return Avg.
1.	LAC	WR Darius Davis	16.0
2.	Phi.	WR Britain Covey	14.4
3.	N.O.	WR/RS Rashid Shaheed	13.6
4.	Bal.	WR Devin Duvernay	12.6
5.	Buf.	WR Deonte Harty	12.4

DAVIS TAKES IT TO THE HOUSE

WR Darius Davis recorded his first career punt return for a touchdown in the first quarter of the team's 2023 Week 9 win against the New York Jets, taking the ball 87 yards to paydirt. It is the longest punt return in the NFL this season and the longest by any NFL rookie since 2017. Davis' return is the longest ever by a Chargers rookie and ranks as the fifth-longest in team history.

LONGEST PUNT RETURNS, CHARGERS HISTORY

Rank	Game	Player	Length
1.	Nov. 24, 1968 vs. NYJ	CB Leslie "Speedy" Duncan	95 yards*
2.	Sept. 25, 1994 at Rai**	CB Darrien Gordon	90 yards*
3.	Sept. 17, 1995 at Phi.	WR/KR Andre Coleman	88 yards*
	Oct. 9, 1997 at N.O.	S Mike Fuller	88 yards*
5.	Nov. 6, 2023 at NYJ	WR Darius Davis	87 yards*
6.	Nov. 2, 1997 at Cin.	WR/KR Eric Metcalf	85 yards*

**Touchdown*

***Los Angeles Raiders*

CAREER NUMBERS AGAINST PANTHERS

97 JOEY BOSA OLB

REGULAR SEASON DEFENSE

Date	Opp.	Res.	GP/GS	Tot	Solo	Asst	Sk	Yds	TFL	QBH	INT	Yds	Lg	TD	PD	FF	FR	Yds
12/11/16	at Car.	L	1/1	3	1	2	1.0	7	1	1	0	0	—	0	0	0	0	0
9/27/20	Car.	L	1/1	2	2	0	1.0	8	2	1	0	0	—	0	0	0	0	0
Totals		0-1	2/2	5	3	2	2.0	15	3	2	0	0	—	0	0	0	0	0

81 WILL DISSLY TE

REGULAR SEASON RECEIVING

Date	Opp.	Res.	GP/GS	Rec.	Yds	Avg.	Lg	TD
12/11/22	Car.	L	1/1	2	20	10.0	12	0
Totals		0-1	1/1	2	20	10.0	12	0

48 BUD DUPREE LB

REGULAR SEASON DEFENSE

Date	Opp.	Res.	GP/GS	Tot	Solo	Asst	Sk	Yds	TFL	QBH	INT	Yds	Lg	TD	PD	FF	FR	Yds
11/8/18	Car.	W	1/1	2	2	0	1.0	11	2	1	0	0	—	0	0	0	0	0
9/10/23	Car.	W	1/1	3	0	3	0.0	0	0	0	0	0	—	0	0	0	0	0
Totals		2-0	2/2	5	2	3	1.0	11	2	1	0	0	—	0	0	0	0	0

43 TROY DYE LB

REGULAR SEASON DEFENSE

Date	Opp.	Res.	GP/GS	Tot	Solo	Asst	Sk	Yds	TFL	QBH	INT	Yds	Lg	TD	PD	FF	FR	Yds
11/29/20	Car.	W	1/1	3	1	2	0.0	0	0	0	0	0	—	0	0	0	0	0
10/17/21	at Car.	W	1/0	0	0	0	0.0	0	0	0	0	0	—	0	0	0	0	0
10/1/23	at Car.	W	1/0	0	0	0	0.0	0	0	0	0	0	—	0	0	0	0	0
Totals		3-0	3/1	3	1	2	0.0	0	0	0	0	0	—	0	0	0	0	0

4 GUS EDWARDS RB

REGULAR SEASON OFFENSE

Date	Opp.	Res.	GP/GS	Att	Yds	Avg.	Lg	TD	Rec.	Yds	Avg.	Lg	TD	Scrim. Yds	Scrim. TD
9/25/22	at Carr.	L	1/0	2	12	6.0	8	0	0	0	—	—	0	19	0
Totals		0-1	1/0	2	12	6.0	8	0	0	0	—	—	0	19	0

95 POONA FORD DT

REGULAR SEASON DEFENSE

Date	Opp.	Res.	GP/GS	Tot	Solo	Asst	Sk	Yds	TFL	QBH	INT	Yds	Lg	TD	PD	FF	FR	Yds
12/15/19	at Car.	W	1/1	2	1	1	0.0	0	1	0	0	0	—	0	1	0	0	0
12/11/22	Car.	L	1/1	1	0	1	0.0	0	0	0	0	0	—	0	0	0	0	0
Totals		1-1	2/2	3	1	2	0.0	0	1	0	0	0	—	0	1	0	0	0

56 MORGAN FOX DL

REGULAR SEASON DEFENSE

Date	Opp.	Res.	GP/GS	Tot	Solo	Asst	Sk	Yds	TFL	QBH	INT	Yds	Lg	TD	PD	FF	FR	Yds
9/8/19	at Car.	W	1/0	1	1	0	0.0	0	0	0	0	0	—	0	0	0	0	0
Totals		1-0	1/0	1	1	0	0.0	0	0	0	0	0	—	0	0	0	0	0

7 KRISTIAN FULTON CB

REGULAR SEASON DEFENSE

Date	Opp.	Res.	GP/GS	Tot	Solo	Asst	Sk	Yds	TFL	QBH	INT	Yds	Lg	TD	PD	FF	FR	Yds
9/8/19	at Car.	W	1/1	1	1	0	0.0	0	0	0	0	0	—	0	0	0	0	0
Totals		1-0	1/1	1	1	0	0.0	0	0	0	0	0	—	0	0	0	0	0

CAREER NUMBERS AGAINST PANTHERS

32 ALOHI GILMAN CB

REGULAR SEASON DEFENSE

Date	Opp.	Res.	GP/GS	Tot	Solo	Asst	Sk	Yds	TFL	QBH	INT	Yds	Lg	TD	PD	FF	FR	Yds
9/27/20	Car.	L	1/0	0	0	0	0.0	0	0	0	0	0	—	0	0	0	0	0
Totals		1-0	1/0	0	0	0	0.0	0	0	0	0	0	—	0	0	0	0	0

8 TAYLOR HEINICKE QB

REGULAR SEASON PASSING

Date	Opp.	Res.	GP/GS	Cmp	Att	Pct.	Yds	Y/A	TD	INT	Lg	Sacks	Yds Lost	Rating
12/27/20	Car.	L	1/0	12	19	63.2	137	7.21	1	0	29t	1	7	102.3
11/21/21	at Car.	W	1/1	16	22	72.7	206	9.36	3	0	39	3	27	141.3
Totals		1-1	2/1	28	41	68.3	343	8.37	4	0	39	4	34	126.4

REGULAR SEASON RUSHING

Date	Opp.	Res.	GP/GS	Att	Yds	Avg.	Lg	TD
12/27/20	Car.	L	1/0	3	22	7.3	12	0
11/21/21	at Car.	W	1/1	6	29	4.8	14	0
Totals		1-1	2/1	9	51	5.7	14	0

10 JUSTIN HERBERT QB

REGULAR SEASON PASSING

Date	Opp.	Res.	GP/GS	Cmp	Att	Pct.	Yds	Y/A	TD	INT	Lg	Sacks	Yds Lost	Rating
9/27/23	Car.	L	1/1	35	49	71.4	330	6.73	1	1	28	2	11	88.0
Totals		0-1	1/1	35	49	71.4	330	6.73	1	1	28	2	11	88.0

REGULAR SEASON RUSHING

Date	Opp.	Res.	GP/GS	Att	Yds	Avg.	Lg	TD
9/27/23	Car.	L	1/1	3	15	5.0	11	0
Totals		1-1	2/1	9	51	5.7	14	0

88 HAYDEN HURST TE

REGULAR SEASON RECEIVING

Date	Opp.	Res.	GP/GS	Rec.	Yds	Avg.	Lg	TD
10/28/18	at Car	L	1/0	2	29	14.5	26t	1
10/11/20	Car.	L	1/1	2	8	4.0	9	0
10/29/20	at Car.	W	1/1	5	54	10.8	18	0
10/31/21	Car.	L	1/1	2	4	2.0	7	0
12/12/21	at Car.	W	1/0	1	3	3.0	3t	1
11/6/22	Car.	W	1/1	5	35	7.0	13	0
Totals		3-33	6/4	17	133	7.8	26t	2

52 KHALIL MACK OLB

REGULAR SEASON DEFENSE

Date	Opp.	Res.	GP/GS	Tot	Solo	Asst	Sk	Yds	TFL	QBH	INT	Yds	Lg	TD	PD	FF	FR	Yds
11/27/16	Car.	W	1/1	6	6	0	1.0	11	0	2	1	6	6	1	1	1	1	0
10/18/20	at Car.	W	1/1	4	2	2	1.0	5	2	1	0	0	—	0	0	0	0	0
Totals		2-0	2/2	10	8	2	2.0	16	2	3	1	6	6	1	1	1	1	0

22 ELIJAH MOLDEN CB

REGULAR SEASON DEFENSE

Date	Opp.	Res.	GP/GS	Tot	Solo	Asst	Sk	Yds	TFL	QBH	INT	Yds	Lg	TD	PD	FF	FR	Yds
11/26/23	Car.	W	1/0	4	3	0	0.0	0	0	0	0	0	—	0	0	0	0	0
Totals		2-0	1/0	4	3	0	0.0	0	0	0	0	0	—	0	0	0	0	0

CAREER NUMBERS AGAINST PANTHERS

6

DENZEL PERRYMAN

LB

REGULAR SEASON DEFENSE

Date	Opp.	Res.	GP/GS	Tot	Solo	Asst	Sks	Yds	TFL	QBH	INT	Yds	Lg	TD	PD	FF	FR	Yds
12/11/16	at Car.	L	1/1	9	7	2	0.0	0	2	0	0	0	—	0	0	0	0	0
9/27/20	Car.	L	1/0	4	4	0	0.0	0	0	0	0	0	—	0	0	0	0	0
10/29/23	at Car.	L	1/0	9	6	3	0.5	4.5	1	1	0	0	—	0	0	0	0	0
Totals			0-3	3/1	22	17	5	0.5	4.5	3	1	0	0	—	0	0	0	0

16

JK SCOTT

P

REGULAR SEASON PUNTING

Date	Opp.	Res.	GP	Punt	Blk	Yds.	Avg.	Lg	TB	I20
11/10/19	Car	W	1	4	0	141	35.3	41	0	2
12/19/20	Car	W	1	6	0	275	45.8	57	0	2
Totals			2-0	2	10	416	41.6	57	0	4

90

TEAIR TART

DL

REGULAR SEASON DEFENSE

Date	Opp.	Res.	GP/GS	Tot	Solo	Asst	Sks	Yds	TFL	QBH	INT	Yds	Lg	TD	PD	FF	FR	Yds
11/26/23	Car.	W	1/1	1	1	0	0.0	0	1	0	0	0	—	0	0	0	0	0
Totals			1-1	1/1	1	1	0	0.0	0	1	0	0	—	0	0	0	0	0

2024 LOS ANGELES CHARGERS OFFENSIVE STATISTICS

Won 1, Lost 0

9/8/2024 W 22 - 10

Las Vegas Raiders
Los Angeles
Chargers

	Chargers	Opponent						
Total First Downs	11	14						
Rushing	5	1						
Passing	6	12						
Penalty	0	1						
3rd Down: Made/Att	4/15	5/14						
3rd Down Pct.	26.7%	35.7%						
4th Down: Made/Att	0/0	0/1						
4th Down Pct.	0.0	0.0%						
Possession Avg.	28:16	31:44						
Total Net Yards	316	296						
Avg. Per Game	316.0	296.0						
Total Plays	54	59						
Avg. Per Play	5.9	5.0						
Net Yards Rushing	176	71						
Avg. Per Game	176.0	71.0						
Total Rushes	27	22						
Net Yards Passing	140	225						
Avg. Per Game	140.0	225.0						
Sacked/Yards Lost	1/4	4/32						
Gross Yards	144	257						
Attempts/Completions	26/17	33/25						
Completion Pct.	65.4%	75.8%						
Had Intercepted	0	1						
Punts/Average	7/47.4	5/53.0						
Net Punting Avg.	37.7	47.2						
Penalties/Yards	7/50	2/15						
Fumbles/Ball Lost	0/0	2/2						
Touchdowns	2	1						
Rushing	1	0						
Passing	1	1						
Returns	0	0						
Score By Periods	Q1	Q2	Q3	Q4	OT	Pts		
Team	3	3	3	13	0	22		
Opponents	7	0	0	3	0	10		
Scoring	TD	Ru	Pa	Rt	PAT	FG	2Pt	Pts
C.Dicker	0	0	0	0	1/1	3/3	0	10
J.Dobbins	1	1	0	0	0/0	0/0	0	6
L.McConkey	1	0	1	0	0/0	0/0	0	6
Team	2	1	1	0	1/1	3/3	0	22
Opponents	1	0	1	0	1/1	1/2	0	10

2-Pt. Conversions: Team 0/1, Opponents: 0/0
 Sacks: K.Mack 1.5, J.Bosa 1.0, M.Fox 0.5 **Team: 3.0, Opponents: 1.0**

	No.	Yds	Avg	Long	TD			
Rushing								
J.Dobbins	10	135	13.5	61	1			
G.Edwards	11	26	2.4	10	0			
D.Davis	2	9	4.5	6	0			
J.Herbert	4	6	1.5	8	0			
Team	27	176	6.5	61	1			
Opponents	22	71	3.2	12	0			
	No.	Yds	Avg	Long	TD			
Receiving								
L.McConkey	5	39	7.8	11	1			
Q.Johnston	3	38	12.7	16	0			
J.Dobbins	3	4	1.3	3	0			
H.Hurst	2	33	16.5	27	0			
J.Palmer	2	15	7.5	11	0			
W.Dissly	1	13	13.0	13	0			
G.Edwards	1	2	2.0	2	0			
S.Matlock	0	0	0.0	0	0			
Team	17	144	8.5	27	1			
Opponents	25	257	10.3	33	1			
	No.	Yds	Avg	Long	TD			
Interceptions								
P.Ford	1	3	3.0	3	0			
Team	1	3	3.0	3	0			
	No	Yds	Avg	Net	TB	In	Lg	B
Punting								
J.Scott	7	332	47.4	37.7	2	1	56	0
Team	7	332	47.4	37.7	2	1	56	0
Opponents	5	265	53.0	47.2	1	3	62	0
	Ret	FC	Yds	Avg	Long	TD		
Punt Returns								
D.Davis	1	3	9	9.0	9	0		
Team	1	3	9	9.0	9	0		
Opponents	2	2	28	14.0	21	0		
	No.	Yds	Avg	Long	TD			
Kickoff Returns								
D.Davis	1	35	35.0	35	0			
Team	1	35	35.0	35	0			
Opponents	1	28	28.0	28	0			
	1-19	20-29	30-39	40-49	50+			
Field Goals								
C.Dicker	0/0	2/2	0/0	0/0	1/1			
Team	0/0	2/2	0/0	0/0	1/1			
Opponents	0/0	0/0	1/1	0/1	0/0			

Fumbles Lost: **Total: 0**
 Opponent Fumble Recoveries: K.Mack 1, J.Taylor 1 **Total: 2**

	Att	Cmp	Yds	Cmp%	Yds/Att	TD	TD%	Int	Int%	Long	Sack	Lost	Rating
Passing													
J.Herbert	26	17	144	65.4%	5.5	1	3.8%	0	0.0%	27	1/	4	92.5
Team	26	17	144	65.4%	5.5	1	3.8%	0	0.0%	27	1/	4	92.5
Opponents	33	25	257	75.8%	7.8	1	3.0%	1	3.0%	33	4/	32	95.1

2024 LOS ANGELES CHARGERS DEFENSIVE STATISTICS

Official Press Box Totals — Confirmed by league review.

Player	— Tackles —					— Fumbles —						
	Total	Solo	Asst.	Sacks	Yards	TFLs	QB Hits	Interceptions	Passes Def.	Forced Recoveries		
Joey Bosa.....	7	6	1	1.0	6	1	2	0	0	0	1	0
Derwin James Jr.....	7	6	1	0.0	0	0	0	0	0	0	0	0
Asante Samuel Jr.....	6	5	1	0.0	0	0	0	0	0	0	0	0
Daiyan Henley.....	6	4	2	0.0	0	0	0	0	0	0	0	0
Denzel Perryman.....	5	5	0	0.0	0	0	0	0	0	0	0	0
Kristian Fulton.....	5	2	3	0.0	0	0	0	0	0	0	0	0
Morgan Fox.....	4	3	1	0.5	6	0	1	0	0	0	0	0
Alohi Gilman.....	4	3	1	0.0	0	0	0	0	0	0	0	0
Ja'Sir Taylor.....	3	3	0	0.0	0	0	0	0	0	0	0	1
Poona Ford.....	3	2	1	0.0	0	1	1	1	2	0	0	0
Khalil Mack.....	3	1	2	1.5	10	1	2	0	1	0	1	0
Junior Colson.....	3	1	2	0.0	0	0	0	0	1	0	0	0
Otito Ogbonnia.....	2	1	1	0.0	0	0	0	0	0	0	0	0
Elijah Molden.....	1	0	1	0.0	0	0	0	0	0	0	0	0
Bud Dupree.....	0	0	0	0.0	0	0	0	0	1	0	0	0
Totals.....	59	42	17	3.0	22	3	6	1	5	1	2	2
<i>Defensive Backs.....</i>	<i>26</i>	<i>19</i>	<i>7</i>	<i>0.0</i>	<i>0</i>	<i>0</i>	<i>0</i>	<i>0</i>	<i>0</i>	<i>0</i>	<i>1</i>	<i>1</i>
<i>Linebackers.....</i>	<i>14</i>	<i>10</i>	<i>4</i>	<i>0.0</i>	<i>0</i>	<i>0</i>	<i>0</i>	<i>0</i>	<i>1</i>	<i>0</i>	<i>0</i>	<i>0</i>
<i>Outside Linebackers.....</i>	<i>10</i>	<i>7</i>	<i>3</i>	<i>2.5</i>	<i>16</i>	<i>2</i>	<i>4</i>	<i>0</i>	<i>2</i>	<i>1</i>	<i>1</i>	<i>1</i>
<i>Defensive Line.....</i>	<i>9</i>	<i>6</i>	<i>3</i>	<i>0.5</i>	<i>6</i>	<i>1</i>	<i>2</i>	<i>1</i>	<i>2</i>	<i>0</i>	<i>0</i>	<i>0</i>

SPECIAL TEAMS TACKLES

Player	Total Tackles
Troy Dye.....	1
Deane Leonard.....	1
Junior Colson.....	1
Daiyan Henley.....	1
Totals.....	4

2024 LOS ANGELES CHARGERS NUMERICAL ROSTER

ACTIVE ROSTER

No.	Name	Pos.	Ht.	Wt.	Age	Exp.	College	Hometown	How Acq.
0	Daiyan Henley	LB	6-0	225	24	2	Washington State	Los Angeles, Calif.	D3-'23
1	Quentin Johnston	WR	6-2	208	23	2	TCU	Temple, Texas	D1-'23
2	Easton Stick	QB	6-1	224	28	6	North Dakota State	Omaha, Neb.	D5-'19
3	Derwin James Jr.	S	6-2	215	28	7	Florida State	Haines City, Fla.	D1-'18
4	Gus Edwards	RB	6-1	238	29	7	Rutgers	Staten Island, N.Y.	UFA (Bal)-'24
5	Joshua Palmer	WR	6-1	210	24	4	Tennessee	Brampton, Ontario, Canada	D3a-'21
6	Denzel Perryman	LB	5-11	240	31	10	Miami	Coral Gables, Fla.	UFA (Hou)-'24
7	Kristian Fulton	CB	5-11	197	26	5	Louisiana State	New Orleans, La.	UFA (Ten)-'24
8	Taylor Heinicke	QB	6-1	210	31	7	Old Dominion	Atlanta, Ga.	T (Atl)-'24
10	Justin Herbert	QB	6-6	236	26	5	Oregon	Eugene, Ore.	D1a-'20
11	Cameron Dicker	K	6-1	216	24	3	Texas	Austin, Texas	FA-'22
12	Derius Davis	WR	5-8	165	23	2	TCU	St. Francisville, La.	D4-'23
15	Ladd McConkey	WR	6-0	185	22	R	Georgia	Chatsworth, Ga.	D2-'24
16	JK Scott	P	6-5	208	28	6	Alabama	Denver, Colo.	FA-'22
20	Cam Hart	CB	6-2	207	23	R	Notre Dame	Baltimore, Md.	D5b-'24
22	Elijah Molden	DB	5-10	192	24	4	Washington	West Linn, Ore.	T (Ten)-'24
24	AJ Finley	S	6-0	188	22	2	Mississippi	Mobile, Ala.	FA-'23
25	Junior Colson	LB	6-3	247	21	R	Michigan	Franklin, Tenn.	D3-'24
26	Asante Samuel Jr.	CB	5-10	180	24	4	Florida State	Fort Lauderdale, Fla.	D2-'21
27	J.K. Dobbins	RB	5-10	215	25	5	Ohio State	La Grange, Texas	UFA (Bal)-'24
28	Hassan Haskins	RB	6-2	228	24	3	Michigan	St. Louis, Mo.	W (Ten)-'23
29	Tarheeb Still	CB	6-1	196	22	R	Maryland	Sicklerville, N.J.	D5a-'24
30	Kimani Vidal	RB	5-8	215	23	R	Troy	Marietta, Ga.	D6-'24
32	Alohi Gilman	S	5-10	201	26	5	Notre Dame	Laie, Hawaii	D6-'20
33	Deane Leonard	DB	6-0	195	24	3	Mississippi	Calgary, Alberta, Canada	D7a-'22
36	Ja'Sir Taylor	DB	5-10	185	25	3	Wake Forest	Asbury Park, N.J.	D6b-'22
43	Troy Dye	LB	6-3	225	27	5	Oregon	Norco, Calif.	UFA (Min)-'24
44	Scott Matlock	FB/DL	6-4	296	24	2	Boise State	Homedale, Idaho	D6-'23
45	Tuli Tuipulotu	OLB	6-3	266	22	2	Southern California	Hawthorne, Calif.	D2-'23
47	Josh Harris	LS	6-1	224	35	13	Auburn	Carrollton, Ga.	UFA (Atl)-'22
48	Bud Dupree	OLB	6-4	269	31	10	Kentucky	Macon, Ga.	FA-'24
52	Khalil Mack	OLB	6-3	269	33	11	Buffalo	Fort Pierce, Fla.	T (Chi)-'22
56	Morgan Fox	DL	6-3	275	29	8	Colorado State-Pueblo	Fountain, Colo.	FA-'22
64	Brenden James	OL	6-5	300	25	4	Nebraska	Austin, Texas	D5-'21
68	Jamaree Salyer	OL	6-4	325	24	3	Georgia	Atlanta, Ga.	D6a-'22
70	Rashawn Slater	T	6-4	315	25	4	Northwestern	Sugar Land, Texas	D1-'21
71	Jordan McFadden	OL	6-2	303	24	2	Clemson	Spartanburg, S.C.	D5-'23
73	Foster Sarell	T	6-6	322	26	3	Stanford	Tacoma, Wash.	FA-'21
75	Bradley Bozeman	C	6-5	325	29	7	Alabama	Roanoke, Ala.	FA-'24
76	Joe Alt	T	6-8	322	21	R	Notre Dame	North Oaks, Minn.	D1-'24
77	Zion Johnson	G	6-3	316	24	3	Boston College	Bowie, Md.	D1-'22
79	Trey Pipkins III	G/T	6-6	307	28	6	Sioux Falls	Apple Valley, Minn.	D3-'19
81	Will Dissly	TE	6-4	265	28	7	Washington	Bozeman, Mont.	FA-'24
82	Brenden Rice	WR	6-3	210	22	R	Southern California	Chandler, Ariz.	D7a-'24
83	Eric Tomlinson	TE	6-6	265	32	8	UTEP	Oklahoma City, Okla.	FA-'24
84	Stone Smartt	TE	6-4	226	25	3	Old Dominion	Sacramento, Calif.	FA-'22
87	Simi Fehoko	WR	6-4	218	26	4	Stanford	Salt Lake City, Utah	PS (Pit)-'23
88	Hayden Hurst	TE	6-4	245	31	7	South Carolina	Jacksonville, Fla.	FA-'24
90	Teari Tart	DL	6-2	315	27	5	Florida International	Philadelphia, Pa.	FA-'24
92	Justin Eboigbe	DL	6-5	292	23	R	Alabama	Forest Park, Ga.	D4-'24
93	Otito Ogbonnia	DL	6-4	320	24	3	UCLA	Houston, Texas	D5-'22
95	Poona Ford	DL	5-11	310	28	7	Texas	Hilton Head, S.C.	UFA (Buf)-'24
97	Joey Bosa	OLB	6-5	280	29	9	Ohio State	Fort Lauderdale, Fla.	D1-'16

RESERVE/INJURED

No.	Name	Pos.	Ht.	Wt.	Age	Exp.	College	Hometown	How Acq.
9	DJ Chark Jr.	WR	6-3	200	27	7	Louisiana State	Alexandria, La.	FA-'24
53	Chris Collins	OLB	6-5	255	24	R	Minnesota	Richmond, Va.	FA-'24
60	Bucky Williams	C/G	6-3	300	24	R	Appalachian State	Ringgold, Ga.	FA-'24
74	Tyler McLellan	T	6-8	355	25	R	Campbell	North Charleston, S.C.	FA-'24
94	Chris Rumph II	OLB	6-2	244	25	4	Duke	Gainesville, Fla.	D4-'21

RESERVE/INJURED; DESIGNATED FOR RETURN

No.	Name	Pos.	Ht.	Wt.	Age	Exp.	College	Hometown	How Acq.
31	Nick Niemann	LB	6-3	234	26	4	Iowa	Sycamore, Ill.	D6a-'21

PRACTICE SQUAD

No.	Name	Pos.	Ht.	Wt.	Age	Exp.	College	Hometown	How Acq.
23	Tony Jefferson	S	5-11	212	32	10	Oklahoma	Chula Vista, Calif.	FA-'24
34	Jaret Patterson	RB	5-8	195	24	2	Buffalo	Glendale, Md.	FA-'23
37	Shaun Wade	CB	6-1	195	25	4	Ohio State	Jacksonville, Fla.	FA-'24
38	Nehemiah Shelton	CB	6-2	185	24	1	San Jose State	Tracy, Calif.	FA-'24
39	Jaylen Johnson	WR	6-2	194	24	R	East Carolina	Duluth, Ga.	FA-'24
41	Luke Benson	TE	6-4	233	23	R	Georgia Tech	Chalfont, Pa.	FA-'24
42	Tucker Fisk	TE	6-4	285	25	2	Stanford	Davis, Calif.	FA-'24
51	Jeremiah Jean-Baptiste	LB	6-2	230	23	R	Mississippi	Florida City, Fla.	FA-'24
57	Tre'Mon Morris-Brash	OLB	6-2	245	23	R	Central Florida	Richmond, Va.	FA-'24
58	Shaquille Quarterman	LB	6-0	234	26	5	Miami	Orange Park, Fla.	FA-'24
61	Karsen Barnhart	G	6-5	316	23	R	Michigan	Paw Paw, Mich.	FA-'24
62	Sam Mustipher	C	6-3	306	29	5	Notre Dame	Owings Mills, Md.	FA-'24
65	Alex Leatherwood	T	6-5	312	25	3	Alabama	Pensacola, Fla.	FA-'24
69	CJ Okoye	DL	6-6	315	22	1	—	Abuja, Nigeria	FA (IPP)-'23
86	Dez Fitzpatrick	WR	6-2	208	26	2	Louisville	Farmington Hills, Mich.	FA-'24
91	Christopher Hinton	DL	6-4	310	23	2	Michigan	Johns Creek, Ga.	FA-'22

2024 LOS ANGELES CHARGERS ALPHABETICAL ROSTER

ACTIVE ROSTER

No.	Name	Pos.	Ht.	Wt.	DOB	Exp.	College	Hometown	How Acq.
76	Alt, Joe	T	6-8	322	2/28/03	R	Notre Dame	North Oaks, Minn.	D1-'24
97	Bosa, Joey	OLB	6-5	280	7/11/95	9	Ohio State	Fort Lauderdale, Fla.	D1-'16
75	Bozeman, Bradley	C	6-5	325	11/24/94	7	Alabama	Roanoke, Ala.	FA-'24
25	Colson, Junior	LB	6-3	247	12/6/02	R	Michigan	Franklin, Tenn.	D3-'24
12	Davis, Derius	WR	5-8	165	9/11/00	2	TCU	St. Francisville, La.	D4-'23
11	Dicker, Cameron	K	6-1	216	5/6/00	3	Texas	Austin, Texas	FA-'22
81	Dissly, Will	TE	6-4	265	7/8/96	7	Washington	Bozeman, Mont.	FA-'24
27	Dobbins, J.K.	RB	5-10	215	12/17/98	5	Ohio State	La Grange, Texas	UFA (Bal)-'24
48	Dupree, Bud	OLB	6-4	269	2/12/93	10	Kentucky	Macon, Ga.	FA-'24
43	Dye, Troy	LB	6-3	225	9/18/96	5	Oregon	Norco, Calif.	UFA (Min)-'24
92	Eboigbe, Justin	DL	6-5	292	4/9/01	R	Michigan	Forest Park, Ga.	D4-'24
4	Edwards, Gus	RB	6-1	238	4/13/95	7	Rutgers	Staten Island, N.Y.	UFA (Bal)-'24
87	Fehoko, Simi	WR	6-4	218	11/5/97	4	Stanford	Salt Lake City, Utah	PS (Pit)-'23
24	Finley, AJ	S	6-0	188	9/14/01	2	Mississippi	Mobile, Ala.	FA-'23
95	Ford, Poona	DL	5-11	310	11/19/95	7	Texas	Hilton Head, S.C.	UFA (Buf)-'24
56	Fox, Morgan	DL	6-3	275	9/12/94	8	Colorado State-Pueblo	Fountain, Colo.	FA-'22
7	Fulton, Kristian	CB	5-11	197	9/3/98	5	Louisiana State	New Orleans, La.	UFA (Ten)-'24
32	Gilman, Alohi	S	5-10	201	9/17/97	5	Notre Dame	Laie, Hawaii	D6-'20
47	Harris, Josh	LS	6-1	224	4/27/89	13	Auburn	Carrollton, Ga.	UFA (Atl)-'22
20	Hart, Cam	CB	6-2	207	12/5/00	R	Notre Dame	Baltimore, Md.	D5b-'24
28	Haskins, Hassan	RB	6-2	228	11/26/99	3	Michigan	St. Louis, Mo.	W (Ten)-'24
8	Heinicke, Taylor	QB	6-1	210	3/15/93	7	Old Dominion	Atlanta, Ga.	T (Atl)-'24
0	Henley, Daiyan	LB	6-0	225	11/18/99	2	Washington State	Los Angeles, Calif.	D3-'23
10	Herbert, Justin	QB	6-6	236	3/10/98	5	Oregon	Eugene, Ore.	D1a-'20
88	Hurst, Hayden	TE	6-4	245	8/24/93	7	South Carolina	Jacksonville, Fla.	FA-'24
64	James, Brenden	OL	6-5	300	5/28/99	4	Nebraska	Austin, Texas	D5-'21
3	James Jr., Derwin	S	6-2	215	8/3/96	7	Florida State	Haines City, Fla.	D1-'18
77	Johnson, Zion	G	6-3	316	11/18/99	3	Boston College	Bowie, Md.	D1-'22
1	Johnston, Quentin	WR	6-2	208	9/6/01	2	TCU	Temple, Texas	D1-'23
33	Leonard, Deane	DB	6-0	195	11/20/99	3	Mississippi	Calgary, Alberta, Canada	D7a-'22
52	Mack, Khalil	OLB	6-3	269	2/22/91	11	Buffalo	Fort Pierce, Fla.	T (Chi)-'22
44	Matlock, Scott	FB/DL	6-4	296	6/28/00	2	Boise State	Homedale, Idaho	D6-'23
15	McConkey, Ladd	WR	6-0	185	11/11/01	R	Georgia	Chatsworth, Ga.	D2-'24
71	McFadden, Jordan	OL	6-2	303	11/16/99	2	Clemson	Spartanburg, S.C.	D5-'23
22	Molden, Elijah	DB	5-10	192	1/30/99	4	Washington	West Linn, Ore.	T (Ten)-'24
93	Ogbonnia, Otito	DL	6-4	320	8/25/00	3	UCLA	Houston, Texas	D5-'22
5	Palmer, Joshua	WR	6-1	210	9/22/99	4	Tennessee	Brampton, Ontario, Canada	D3a-'21
6	Perryman, Denzel	LB	5-11	240	12/5/92	10	Miami	Coral Gables, Fla.	UFA (Hou)-'24
79	Pipkins III, Trey	G/T	6-6	307	9/5/96	6	Sioux Falls	Apple Valley, Minn.	D3-'19
82	Rice, Brenden	WR	6-3	210	3/18/02	R	Southern California	Chandler, Ariz.	D7a-'24
68	Salyer, Jamaree	OL	6-4	325	7/13/00	3	Georgia	Atlanta, Ga.	D6a-'22
26	Samuel Jr., Asante	CB	5-10	180	10/3/99	4	Florida State	Fort Lauderdale, Fla.	D2-'21
73	Sarell, Foster	T	6-6	322	8/28/98	3	Stanford	Tacoma, Wash.	FA-'21
16	Scott, JK	P	6-5	208	10/30/95	6	Alabama	Denver, Colo.	FA-'22
70	Slater, Rashawn	T	6-4	315	3/26/99	4	Northwestern	Sugar Land, Texas	D1-'21
84	Smartt, Stone	TE	6-4	226	10/4/98	3	Old Dominion	Sacramento, Calif.	FA-'22
2	Stick, Easton	QB	6-1	224	9/15/95	6	North Dakota State	Omaha, Neb.	D5-'19
29	Still, Tarheeb	CB	6-1	196	6/9/02	R	Maryland	Sicklerville, N.J.	D5a-'24
90	Tart, Teair	DL	6-2	315	2/28/97	5	Florida International	Philadelphia, Pa.	FA-'24
36	Taylor, Ja'Sir	DB	5-10	185	1/8/99	3	Wake Forest	Asbury Park, N.J.	D6b-'22
83	Tomlinson, Eric	TE	6-6	265	4/22/92	8	UTEP	Oklahoma City, Okla.	FA-'24
45	Tuipulotu, Tuli	OLB	6-3	266	9/3/02	2	Southern California	Hawthorne, Calif.	D2-'23
30	Vidal, Kimani	RB	5-8	215	8/28/01	R	Troy	Marietta, Ga.	D6-'24

RESERVE/INJURED

No.	Name	Pos.	Ht.	Wt.	DOB	Exp.	College	Hometown	How Acq.
9	Chark Jr., DJ	WR	6-3	200	9/23/96	7	Louisiana State	Alexandria, La.	FA-'24
53	Collins, Chris	OLB	6-5	255	12/14/99	R	Minnesota	Richmond, Va.	
74	McLellan, Tyler	T	6-8	355	7/21/99	R	Campbell	North Charleston, S.C.	
94	Rumph II, Chris	OLB	6-2	244	10/19/98	4	Duke	Gainesville, Fla.	
60	Williams, Bucky	C/G	6-3	300	3/20/00	R	Appalachian State	Ringgold, Ga.	

RESERVE/INJURED; DESIGNATED FOR RETURN

No.	Name	Pos.	Ht.	Wt.	DOB	Exp.	College	Hometown	How Acq.
31	Niemann, Nick	LB	6-3	234	12/2/97	4	Iowa	Sycamore, Ill.	D6a-'21

PRACTICE SQUAD

No.	Name	Pos.	Ht.	Wt.	DOB	Exp.	College	Hometown	How Acq.
61	Barnhart, Karsen	G	6-5	316	3/2/01	R	Michigan	Paw Paw, Mich.	FA-'24
41	Benson, Luke	TE	6-4	233	4/6/01	R	Georgia Tech	Chalfont, Pa.	FA-'24
42	Fisk, Tucker	TE	6-4	285	1/19/99	2	Stanford	Davis, Calif.	FA-'24
86	Fitzpatrick, Dez	WR	6-2	208	12/17/97	2	Louisville	Farmington Hills, Mich.	FA-'24
91	Hinton, Christopher	DL	6-4	310	9/14/00	2	Michigan	Johns Creek, Ga.	FA-'22
51	Jean-Baptiste, Jeremiah	LB	6-2	230	5/31/01	R	Mississippi	Florida City, Fla.	FA-'24
23	Jefferson, Tony	S	5-11	212	1/27/92	10	Oklahoma	Chula Vista, Calif.	FA-'24
39	Johnson, Jaylen	WR	6-2	194	5/26/00	R	East Carolina	Duluth, Ga.	FA-'24
65	Leatherwood, Alex	T	6-5	312	1/5/99	3	Alabama	Pensacola, Fla.	FA-'24
57	Morris-Brash, Tre'Mon	OLB	6-2	245	9/29/00	R	Central Florida	Richmond, Va.	FA-'24
62	Moktiper, Sam	C	6-3	306	8/13/96	5	Notre Dame	Owings Mills, Md.	FA-'24
69	Okoye, CJ	DL	6-6	315	10/20/01	1	-	Abuja, Nigeria	FA (IPP)-'23
34	Patterson, Jaret	RB	5-8	195	12/23/99	2	Buffalo	Glendale, Md.	FA-'23
58	Quarterman, Shaquille	LB	6-0	234	10/28/97	5	Miami	Orange Park, Fla.	FA-'24
38	Shelton, Nehemiah	CB	6-2	185	9/13/99	1	San Jose State	Tracy, Calif.	FA-'24
37	Wade, Shaun	CB	6-1	195	9/15/98	4	Ohio State	Jacksonville, Fla.	FA-'24

2024 LOS ANGELES CHARGERS POSITION ROSTER

QUARTERBACKS (3)

No.	Name	Pos.	Ht.	Wt.	Age	Exp.	College	Hometown	How Acq.
2	Easton Stick	QB	6-1	224	28	6	North Dakota State	Omaha, Neb.	D5-'19
8	Taylor Heinicke	QB	6-1	210	31	7	Old Dominion	Atlanta, Ga.	T (Atl)-'24
10	Justin Herbert	QB	6-6	236	26	5	Oregon	Eugene, Ore.	D1a-'20

RUNNING BACKS (5)

No.	Name	Pos.	Ht.	Wt.	Age	Exp.	College	Hometown	How Acq.
4	Gus Edwards	RB	6-1	238	29	7	Rutgers	Staten Island, N.Y.	UFA (Bal)-'24
27	J.K. Dobbins	RB	5-10	215	25	5	Ohio State	La Grange, Texas	UFA (Bal)-'24
28	Hassan Haskins	RB	6-2	228	24	3	Michigan	St. Louis, Mo.	W (Ten)-'23
30	Kimani Vidal	RB	5-8	215	23	R	Troy	Marietta, Ga.	D6-'24
44	Scott Matlock	FB/DL	6-4	296	24	2	Boise State	Homedale, Idaho	D6-'23

WIDE RECEIVERS (6)

No.	Name	Pos.	Ht.	Wt.	Age	Exp.	College	Hometown	How Acq.
1	Quentin Johnston	WR	6-2	208	23	2	TCU	Temple, Texas	D1-'23
5	Joshua Palmer	WR	6-1	210	24	4	Tennessee	Brampton, Ontario, Canada	D3a-'21
12	Derius Davis	WR	5-8	165	23	2	TCU	St. Francisville, La.	D4-'23
15	Ladd McConkey	WR	6-0	185	22	R	Georgia	Chatsworth, Ga.	D2-'24
82	Brenden Rice	WR	6-3	210	22	R	Southern California	Chandler, Ariz.	D7a-'24
87	Simi Fehoko	WR	6-4	218	26	4	Stanford	Salt Lake City, Utah	PS (Pit)-'23

TIGHT ENDS (4)

No.	Name	Pos.	Ht.	Wt.	Age	Exp.	College	Hometown	How Acq.
81	Will Dissly	TE	6-4	265	28	7	Washington	Bozeman, Mont.	FA-'24
83	Eric Tomlinson	TE	6-6	265	32	8	UTEP	Oklahoma City, Okla.	FA-'24
84	Stone Smartt	TE	6-4	226	25	3	Old Dominion	Sacramento, Calif.	FA-'22
88	Hayden Hurst	TE	6-4	245	31	7	South Carolina	Jacksonville, Fla.	FA-'24

OFFENSIVE LINEMEN (9)

No.	Name	Pos.	Ht.	Wt.	Age	Exp.	College	Hometown	How Acq.
64	Brenden Jaimes	OL	6-5	300	25	4	Nebraska	Austin, Texas	D5-'21
68	Jamaree Salyer	OL	6-4	325	24	3	Georgia	Atlanta, Ga.	D6a-'22
70	Rashawn Slater	T	6-4	315	25	4	Northwestern	Sugar Land, Texas	D1-'21
71	Jordan McFadden	OL	6-2	303	24	2	Clemson	Spartanburg, S.C.	D5-'23
73	Foster Sarell	T	6-6	322	26	3	Stanford	Tacoma, Wash.	FA-'21
75	Bradley Bozeman	C	6-5	325	29	7	Alabama	Roanoke, Ala.	FA-'24
76	Joe Alt	T	6-8	322	21	R	Notre Dame	North Oaks, Minn.	D1-'24
77	Zion Johnson	G	6-3	316	24	3	Boston College	Bowie, Md.	D1-'22
79	Trey Pipkins III	T	6-6	307	28	6	Sioux Falls	Apple Valley, Minn.	D3-'19

DEFENSIVE LINEMEN (6)

No.	Name	Pos.	Ht.	Wt.	Age	Exp.	College	Hometown	How Acq.
44	Scott Matlock	FB/DL	6-4	296	24	2	Boise State	Homedale, Idaho	D6-'23
56	Morgan Fox	DL	6-3	275	29	8	Colorado State-Pueblo	Fountain, Colo.	FA-'22
90	Tearl Tart	DL	6-2	315	27	5	Florida International	Philadelphia, Pa.	FA-'24
92	Justin Eboigbe	DL	6-5	292	23	R	Alabama	Forest Park, Ga.	D4-'24
93	Otito Ogbornia	DL	6-4	320	24	3	UCLA	Houston, Texas	D5-'22
95	Poona Ford	DL	5-11	310	28	7	Texas	Hilton Head, S.C.	UFA (Buf)-'24

LINEBACKERS (4)

No.	Name	Pos.	Ht.	Wt.	Age	Exp.	College	Hometown	How Acq.
0	Daiyan Henley	LB	6-0	225	24	2	Washington State	Los Angeles, Calif.	D3-'23
6	Denzel Perryman	LB	5-11	240	31	10	Miami	Coral Gables, Fla.	UFA (Hou)-'24
25	Junior Colson	LB	6-3	247	21	R	Michigan	Franklin, Tenn.	D3-'24
43	Troy Dye	LB	6-3	225	27	5	Oregon	Norco, Calif.	UFA (Min)-'24

OUTSIDE LINEBACKERS (4)

No.	Name	Pos.	Ht.	Wt.	Age	Exp.	College	Hometown	How Acq.
45	Tuli Tuipulotu	OLB	6-3	266	22	2	Southern California	Hawthorne, Calif.	D2-'23
48	Bud Dupree	OLB	6-4	269	31	10	Kentucky	Macon, Ga.	FA-'24
52	Khalil Mack	OLB	6-3	269	33	11	Buffalo	Fort Pierce, Fla.	T (Chi)-'22
97	Joey Bosa	OLB	6-5	280	29	9	Ohio State	Fort Lauderdale, Fla.	D1-'16

DEFENSIVE BACKS (10)

No.	Name	Pos.	Ht.	Wt.	Age	Exp.	College	Hometown	How Acq.
3	Derwin James Jr.	S	6-2	215	28	7	Florida State	Haines City, Fla.	D1-'18
7	Kristian Fulton	CB	5-11	197	26	5	Louisiana State	New Orleans, La.	UFA (Ten)-'24
20	Cam Hart	CB	6-2	207	23	R	Notre Dame	Baltimore, Md.	D5b-'24
22	Elijah Molden	DB	5-10	192	24	4	Washington	West Linn, Ore.	T (Ten)-'24
24	AJ Finley	S	6-0	188	22	2	Mississippi	Mobile, Ala.	FA-'23
26	Asante Samuel Jr.	CB	5-10	180	24	4	Florida State	Fort Lauderdale, Fla.	D2-'21
29	Tarheeb Still	CB	6-1	196	22	R	Maryland	Sicklerville, N.J.	D5a-'24
32	Alohi Gilman	S	5-10	201	26	5	Notre Dame	Laie, Hawaii	D6-'20
33	Deane Leonard	DB	6-0	195	24	3	Mississippi	Calgary, Alberta, Canada	D7a-'22
36	Ja'Sir Taylor	DB	5-10	185	25	3	Wake Forest	Asbury Park, N.J.	D6b-'22

SPECIALISTS (3)

No.	Name	Pos.	Ht.	Wt.	Age	Exp.	College	Hometown	How Acq.
11	Cameron Dicker	K	6-1	216	24	3	Texas	Austin, Texas	FA-'22
16	JK Scott	P	6-5	208	28	6	Alabama	Denver, Colo.	FA-'22
47	Josh Harris	LS	6-1	224	35	13	Auburn	Carrollton, Ga.	UFA (Atl)-'22

*FB/DL Scott Matlock is listed both as a running back and defensive lineman

HOW THE 2024 CHARGERS WERE BUILT

YEAR	NFL DRAFT	FREE AGENCY	TRADE/WAIVERS
2016	OLB Joey Bosa (1)		
2017			
2018	S Derwin James Jr. (1)		
2019	T Trey Pipkins III (3) QB Easton Stick (5)		
2020	S Alohi Gilman (6) QB Justin Herbert (1a)		
2021	OL Brenden Jaimes (5) WR Joshua Palmer (3a) CB Asante Samuel Jr. (2) T Rashawn Slater (1)	T Foster Sarell	
2022	G Zion Johnson (1) DB Deane Leonard (7a) DL Otito Ogbornia (5) OL Jamaree Salyer (6a) DB Ja'Sir Taylor (6b)	K Cameron Dicker DL Morgan Fox LS Josh Harris (UFA-Atl) P JK Scott TE Stone Smartt (UDFA)	OLB Khalil Mack (T-Chi)
2023	WR Derius Davis (4) LB Daiyan Henley (3) WR Quentin Johnston (1) FB/DL Scott Matlock (6) OL Jordan McFadden (5) OLB Tuli Tuipulotu (2)	WR Simi Fehoko (PS-Pit) S AJ Finley (UDFA)	
2024	T Joe Alt (1) LB Junior Colson (3) DL Justin Eboigbe (4) CB Cam Hart (5b) WR Ladd McConkey (2) WR Brenden Rice (7a) CB Tarheeb Still (5a) Kimani Vidal (6)	C Bradley Bozeman TE Will Dissly RB J.K. Dobbins (UFA-Bal) OLB Bud Dupree LB Troy Dye (UFA-Min) RB Gus Edwards (UFA-Bal) DL Poona Ford (UFA-Buf) CB Kristian Fulton (UFA-Ten) TE Hayden Hurst LB Denzel Perryman (UFA-Hou) DL Teair Tart TE Eric Tomlinson	RB Hassan Haskins (W-Ten) QB Taylor Heinicke (T-Atl) DB Elijah Molden (T-Ten)

2024 LOS ANGELES CHARGERS COACHES

Head Coach	Jim Harbaugh	Defensive Assistant	Mike Hiestand
Special Teams Coordinator	Ryan Ficken	Wide Receivers	Sanjay Lal
Defensive Coordinator	Jesse Minter	Running Backs	Kiel McDonald
Offensive Coordinator	Greg Roman	Senior Defensive Analyst	Rick Minter
Run Game Coordinator/Tight Ends	Andy Bischoff	Defensive Quality Control	Robert Muschamp
Linebackers	NaVorro Bowman	Safeties	Chris O'Leary
Passing Game Coordinator	Marcus Brady	Defensive Assistant	Dylan Roney
Offensive Quality Control/Wide Receivers	Jeff Carpenter	Offensive Assistant	Phil Serchia
Defensive Backs	Steve Clinkscale	Senior Offensive Assistant	Marc Trestman
Quarterbacks	Shane Day	Assistant Defensive Line	Will Tukuafu
Offensive Line	Mike Devlin	Executive Director of Player Performance	Ben Herbert
Defensive Line	Mike Elston	Head Strength & Conditioning	Jonathan Brooks
Offensive Assistant/Quarterbacks	Jonathan Goodwin	Head Strength & Conditioning	Devin Woodhouse
Assistant Special Teams	Chris Gould	Director of Performance Analytics	Ben Rabe
Assistant Offensive Line	Nick Hardwick	Performance Analyst	Lincoln DeWolf

2024 LOS ANGELES CHARGERS DEPTH CHART

Depth Chart is unofficial and compiled by Chargers Communications

OFFENSE

WR	5	Joshua Palmer	<u>15</u>	<u>Ladd McConkey</u>	87	Simi Fehoko	
LT	70	Rashawn Slater	73	Foster Sarell			
LG	77	Zion Johnson	71	Jordan McFadden			
C	75	Bradley Bozeman	64	Brenden Jaimes			
RG	79	Trey Pipkins III	68	Jamaree Salyer			
RT	<u>76</u>	<u>Joe Alt</u>	73	Foster Sarell			
TE	88	Hayden Hurst	—OR—	81	Will Dissly	84	Stone Smartt
						83	Eric Tomlinson
WR	1	Quentin Johnston	12	Derius Davis	<u>82</u>	<u>Brenden Rice</u>	
QB	10	Justin Herbert	2	Easton Stick	8	Taylor Heinicke	
FB	44	Scott Matlock					
RB	27	J.K. Dobbins	—OR—	4	Gus Edwards	<u>30</u>	<u>Kimani Vidal</u>
						28	Hassan Haskins

DEFENSE

EDGE	52	Khalil Mack	48	Bud Dupree		
DL	56	Morgan Fox	44	Scott Matlock		
DL	95	Poona Ford	90	Teair Tart		
DL	93	Otito Ogbonnia	<u>92</u>	<u>Justin Eboigbe</u>		
EDGE	97	Joey Bosa	45	Tuli Tuipulotu		
LB	6	Denzel Perryman	43	Troy Dye		
LB	0	Daiyan Henley	<u>25</u>	<u>Junior Colson</u>		
CB	26	Asante Samuel Jr.	36	Ja'Sir Taylor	<u>20</u>	<u>Cam Hart</u>
S	3	Derwin James Jr.	24	AJ Finley		
S	32	Alohi Gilman	22	Elijah Molden		
CB	7	Kristian Fulton	33	Deane Leonard	<u>29</u>	<u>Tarheeb Still</u>

SPECIALISTS

K	11	Cameron Dicker		
P	16	JK Scott		
KO	11	Cameron Dicker		
H	16	JK Scott		
LS	47	Josh Harris		
KR	12	Derius Davis	<u>15</u>	<u>Ladd McConkey</u>
PR	12	Derius Davis	<u>15</u>	<u>Ladd McConkey</u>

NOTE: Rookies are underlined

2024 LOS ANGELES CHARGERS PRONUNCIATION GUIDE

Justin EBOIGBE ee-BOYG-bee	Sam MUSTIPHER MUST-iff-err	JA'SIR Taylor JAH-sear
SIMI FEHOKO SIM-ee fuh-HO-ko	Nick NIEMANN KNEE-min	TULI TUIPULOTU
ALOHI Gilman uh-LOW-hee	OTITO OGBONNIA oh-TEET-oh oh-BONE-yuh TOO-lee TOO-ee-poo-LOW-too
DAIYAN Henley DAY-on	Jamaree SALYER SAL-yur	Kimani VIDAL VIE-dell
Brenden JAIMES HIGH-miss	Foster SARELL SUH-rell	
ZION Johnson ZEYE-uhn	RASHAWN Slater ruh-SHAWN	
TRE'MON Morris-Brash TRAY-mon	TEAIR Tart TEE-air	

2024 TRANSACTIONS BY DATE

Jan. 9	Signed OLB Brevin Allen, DL Jerrod Clark, RB Elijah Dotson, QB Max Duggan, WR Simi Fehoko, CB Matt Hankins, C Brent Laing, DL CJ Okoye and CB Chris Wilcox to Reserve/Future contracts.	May 23	Waived T Tyler Smith.	Aug. 28	Claimed RB Hassan Haskins off waivers. Waived S JT Woods. Signed G Karsen Barnhart, TE Luke Benson, OLB Andrew Farmer II, TE Tucker Fisk, CB Matt Hankins, DL Christopher Hinton, LB Jeremiah Jean-Baptiste, WR Cornelius Johnson, WR Jaylen Johnson, CB Robert Kennedy, T Alex Leatherwood, OLB Tre'Mon Morris-Brash, C Sam Mustipher, DL CJ Okoye, LB Shaq Quarterman and RB Isaiah Spiller to practice squad.
Jan. 10	Signed RB Jaret Patterson to Reserve/Future contract.	May 29	Signed T Alex Leatherwood.	Aug. 29	Traded 2026 seventh-round selection to Tennessee for DB Elijah Molden. Traded conditional 2025 seventh-round selection (from Minnesota) to Atlanta for QB Taylor Heinicke. Released S Tony Jefferson. Waived RB Jaret Patterson. Signed TE Eric Tomlinson to practice squad. Released CB Robert Kennedy from practice squad.
Jan. 11	Signed DL Christopher Hinton to Reserve/Future contract.	June 5	Released C Corey Linsley.	Aug. 30	Signed K Cameron Dicker to contract extension. Signed S Tony Jefferson to practice squad.
March 5	Extended exclusive rights tenders to K Cameron Dicker and T Foster Sarell. Released LB Eric Kendricks.	June 14	Signed S Tony Jefferson and WR Praise Olatoke.	Sept. 2	Signed RB Jaret Patterson to practice squad. Released RB Isaiah Spiller from practice squad.
March 8	Re-signed T Foster Sarell.	June 20	Signed WR Ladd McConkey.	Sept. 3	Signed WR Dez Fitzpatrick and CB Shaun Wade to practice squad. Released OLB Andrew Farmer II and WR Cornelius Johnson from practice squad.
March 12	Waived T Andrew Trainer and CB Amechi Uzodinma.	July 17	Declared Non-Football Illness for LB Junior Colson.	Sept. 7	Signed TE Eric Tomlinson to active roster. Placed WR DJ Chark Jr., on Reserve/Injured. Activated LB Shaquille Quarterman (standard elevation) from practice squad. Released CB Matt Hankins from practice squad with injury settlement.
March 13	Re-signed S Alohi Gilman. Signed TE Will Dissly. Released WR Mike Williams.	July 30	Remove LB Junior Colson from Active/Non-Football Illness.	Sept. 9	Reverted LB Shaquille Quarterman to practice squad. Signed CB Nehemiah Shelton to practice squad.
March 15	Traded WR Keenan Allen to Chicago for 2024 fourth-round selection.	Aug. 6	Waived OLB Savion Jackson.		
March 16	Re-signed QB Easton Stick. Signed RB Gus Edwards, DL Poona Ford and TE Hayden Hurst.	Aug. 7	Signed QB Luis Perez.		
March 18	Signed C Bradley Bozeman and LB Troy Dye.	Aug. 12	Signed WR Isaiah Wooden. Waived QB Casey Bauman and WR Praise Olatoke.		
March 19	Signed LB Denzel Perryman.	Aug. 13	Signed OLB Savion Jackson and LB Shaq Quarterman. Waived CB Chris Wilcox. Waived/Injured FB/TE Ben Mason.		
March 28	Signed CB Kristian Fulton.	Aug. 14	Signed TE Tucker Fisk.		
April 2	Signed FB/TE Ben Mason. Re-signed K Cameron Dicker.	Aug. 16	Signed DL Tear Tart. Waived S Jalyn Phillips.		
April 18	Signed RB J.K. Dobbins.	Aug. 19	Signed LB Frank Ginda and S Jalyn Phillips. Waived QB Max Duggan and WR Leon Johnson.		
May 6	Signed WR DJ Chark.	Aug. 22	Signed TE Isaac Rex. Waived DL Micheal Mason.		
May 10	Signed G Karsen Barnhart, QB Casey Bauman, TE Luke Benson, LB Junior Colson, S Akeem Dent, WR Jaelen Gill, S Thomas Harper, CB Cam Hart, TE Zach Heins, OLB Savion Jackson, LB Jeremiah Jean-Baptiste, WR Cornelius Johnson, WR Jaylen Johnson, WR Leon Johnson, CB Robert Kennedy, LB Shane Lee, DL Micheal Mason, T Tyler McLellan, OLB Tre'Mon Morris-Brash, G Willis Patrick, S Jalyn Phillips, WR Brenden Rice, T Tyler Smith, CB Tarheeb Still, RB Kimani Vidal, CB Zamari Walton and C/G Bucky Williams.	Aug. 27	Placed LB Nick Niemann on Reserve/Injured; Designated for Return. Placed OLB Chris Collins, T Tyler McLellan, OLB Chris Rumph II and C/G Bucky Williams on Reserve/Injured. Released TE Donald Parham Jr., and LB Shaq Quarterman. Waived G Karsen Barnhart, TE Luke Benson, DL Jerrod Clark, S Akeem Dent, RB Elijah Dotson, OLB Andrew Farmer II, TE Tucker Fisk, WR Jaelen Gill, LB Frank Ginda, CB Matt Hankins, S Thomas Harper, TE Zach Heins, DL Christopher Hinton, OLB Savion Jackson, LB Jeremiah Jean-Baptiste, WR Cornelius Johnson, WR Jaylen Johnson, CB Robert Kennedy, C Brent Laing, T Alex Leatherwood, LB Shane Lee, OLB Tre'Mon Morris-Brash, DL CJ Okoye, G Willis Patrick, QB Luis Perez, S Jalyn Phillips, TE Isaac Rex, OLB Ty Shelby, RB Isaiah Spiller, CB Zamari Walton and WR Isaiah Wooden.		
May 13	Signed OLB Bud Dupree.				
May 14	Signed OLB Chris Collins. Waived OLB Brevin Allen.				
May 16	Signed DL Justin Eboigbe.				

2024 TRANSACTIONS BY PLAYER

Allen, Brevin — OLB

Jan. 9 Signed to Reserve/Future contract
May 14 Waived

Allen, Keenan — WR

March 15 Traded to Chicago

Alt, Joe — T

June 11 Signed

Barnhart, Karsen — G

May 10 Signed
Aug. 27 Waived
Aug. 28 Signed to practice squad

Bauman, Casey — QB

May 10 Signed
Aug. 12 Waived

Benson, Luke — TE

May 10 Signed
Aug. 27 Waived
Aug. 28 Signed to practice squad

Bozeman, Bradley — C

March 18 Signed

Chark Jr., DJ — WR

May 16 Signed
Sept. 7 Placed on Reserve/Injured

Clark, Jerrod — DL

Jan. 9 Signed to Reserve/Future contract
Aug. 27 Waived

Collins, Chris — OLB

May 14 Signed
Aug. 27 Placed on Reserve/Injured

Colson, Junior — LB

May 10 Signed
July 17 Declared Non-Football Illness
July 30 Passed Physical

Dent, Akeem — S

May 10 Signed
Aug. 27 Waived

Dicker, Cameron — K

March 5 Extended exclusive rights tender
April 2 Re-signed
Aug. 30 Signed contract extension

Dobbins, J.K. — RB

April 18 Signed

Dotson, Elijah — RB

Jan. 9 Signed to Reserve/Future contract
Aug. 27 Waived

Duggan, Max — QB

Jan. 9 Signed to Reserve/Future contract
Aug. 19 Waived

Dupree, Bud — OLB

May 13 Signed

Dye, Troy — LB

March 18 Signed

Eboigbe, Justin — DL

May 16 Signed

Edwards, Gus — RB

March 16 Signed

Farmer II, Andrew — OLB

Aug. 27 Waived
Aug. 28 Signed to practice squad
Sept. 3 Released from practice squad

Fehoko, Simi — WR

Jan. 9 Signed to Reserve/Future contract

Fisk, Tucker — TE

Aug. 14 Signed
Aug. 27 Waived

Aug. 28 Signed to practice squad

Fitzpatrick, Dez — WR

Sept. 3 Signed to practice squad

Ford, Poona — DL

March 16 Signed

Fulton, Kristian — CB

April 2 Signed

Gill, Jaelen — WR

May 10 Signed
Aug. 27 Waived

Gilman, Alohi — S

March 13 Re-signed

Ginda, Frank — LB

Aug. 19 Signed
Aug. 27 Waived

Hankins, Matt — CB

Jan. 9 Signed to Reserve/Future contract
Aug. 27 Waived
Aug. 28 Signed to practice squad

Harper, Thomas — S

May 10 Signed
Aug. 27 Waived

Hart, Cam — CB

May 10 Signed

Haskins, Hassan — RB

Aug. 28 Claimed off Waivers

Heinicke, Taylor — QB

Aug. 29 Traded for from Atlanta

Heins, Zach — TE

May 10 Signed
Aug. 27 Waived

Hinton, Christopher — DL

Jan. 11 Signed to Reserve/Future contract
Aug. 27 Waived
Aug. 28 Signed to practice squad

Hurst, Hayden — TE

March 16 Signed

Jackson, Savion — OLB

May 10 Signed
Aug. 6 Waived
Aug. 13 Signed
Aug. 27 Waived

Jean-Baptiste, Jeremiah — LB

May 10 Signed
Aug. 27 Waived
Aug. 28 Signed to practice squad

Jefferson, Tony — S

June 14 Signed
Aug. 29 Released
Aug. 30 Signed to practice squad

Johnson, Cornelius — WR

May 10 Signed
Aug. 27 Waived
Aug. 28 Signed to practice squad
Sept. 3 Released from practice squad

Johnson, Jaylen — WR

May 10 Signed
Aug. 27 Waived
Aug. 28 Signed to practice squad

Johnson, Leon — WR

May 10 Signed
Aug. 19 Waived

Kendricks, Eric — LB

March 5 Released

Kennedy, Robert — CB

May 10 Signed
Aug. 27 Waived
Aug. 28 Signed to practice squad
Aug. 29 Released from practice squad

Laing, Brent — C

Jan. 9 Signed to Reserve/Future contract
Aug. 27 Waived

Leatherwood, Alex — T

May 29 Signed
Aug. 27 Waived
Aug. 28 Signed to practice squad

Lee, Shane — LB

May 10 Signed
Aug. 27 Waived

Linsley, Corey — C

June 5 Released

Mason, Ben — FB/TE

April 2 Signed
Aug. 13 Waived/Injured

Mason, Micheal — DL

May 10 Signed
Aug. 22 Waived

McConkey, Ladd — WR

June 20 Signed

McLellan, Tyler — T

May 10 Signed
Aug. 27 Placed on Reserve/Injured

Molden, Elijah — DB

Aug. 29 Traded for from Tennessee

Morris-Brash, Tre'Mon — OLB

May 10 Signed
Aug. 27 Waived
Aug. 28 Signed to practice squad

Mustipher, Sam — C

Aug. 28 Signed to practice squad

Niemann, Nick — LB

Aug. 27 Placed on Reserve/Injured and Designated for return from Reserve/Injured

Okoye, CJ — DL

Jan. 9 Signed to Reserve/Future contract
Aug. 27 Waived
Aug. 28 Signed to practice squad

Olatoko, Praise — WR

June 14 Signed
Aug. 12 Waived

Parham Jr., Donald — TE

Aug. 27 Released

2024 TRANSACTIONS BY PLAYER

Patrick, Willis — G

May 10 Signed
Aug. 27 Waived

Patterson, Jaret — RB

Jan. 10 Signed to Reserve/Future contract
Aug. 29 Waived
Sept. 2 Signed to practice squad

Perez, Luis — QB

Aug. 7 Signed
Aug. 27 Waived

Perryman, Denzel — LB

March 19 Signed

Phillips, Jalyn — S

May 10 Signed
Aug. 16 Waived
Aug. 19 Signed
Aug. 27 Waived

Quarterman, Shaq — LB

Aug. 13 Signed
Aug. 27 Waived
Aug. 28 Signed to practice squad
Sept. 7 Activated from practice squad (standard elevation)
Sept. 9 Reverted to practice squad

Rex, Isaac — TE

Aug. 22 Signed
Aug. 27 Waived

Rice, Brenden — WR

May 10 Signed

Rumph II, Chris — OLB

Aug. 27 Placed on Reserve/Injured

Sarell, Foster — T

March 5 Extended exclusive rights tender
March 8 Re-signed

Shelby, Ty — OLB

Aug. 27 Waived

Shelton, Nehemiah — CB

Sept. 9 Signed to practice squad

Smith, Tyler — T

May 10 Signed
May 23 Waived

Spiller, Isaiah — RB

Aug. 27 Waived
Aug. 28 Signed to practice squad
Sept. 2 Released from practice squad

Stick, Easton — QB

March 16 Signed

Still, Tarheeb — CB

May 10 Signed

Tart, Teair — DL

Aug. 16 Signed

Tomlinson, Eric — TE

Aug. 29 Signed to practice squad
Sept. 7 Signed to active roster

Trainer, Andrew — T

March 12 Waived

Uzodinma, Amechi — CB

March 12 Waived

Vidal, Kimani — RB

May 10 Signed

Wade, Shaun — CB

Sept. 3 Signed to practice squad

Walton, Zamari — CB

May 10 Signed
Aug. 27 Waived

Wilcox, Chris — CB

Jan. 9 Signed to Reserve/Future contract
Aug. 13 Waived

Williams, Bucky — C/G

May 10 Signed
Aug. 27 Placed on Reserve/Injured

Williams, Mike — WR

March 13 Released

Wooden, Isaiah — WR

Aug. 12 Signed
Aug. 27 Waived

Woods, JT — S


Aug. 28 Waived

MEDIA INFORMATION



SoFi Stadium

SEATING MAP



CHARGERS.COM

GAME-DAY MEDIA PARKING: Media attending Chargers home games have been assigned reserved areas to park at SoFi Stadium. All parking will be distributed electronically. As a reminder, parking is limited and is being provided as a courtesy.

MEDIA ENTRANCE: All credentialed media must enter through southeast media gate between entries 10 & 11 near Media Will Call and are subject to search procedures. Please be prepared to open all cases and bags for inspection by SoFi Stadium security personnel. All items will be inspected and tagged for security purposes. Please make sure bags are identifiable and limit carry-in items to only what is necessary. Please remove any security tags from prior games.

PRESS WILL CALL
Press Will Call is located at the southeast media gate between entries 10 & 11.

PRESS BOX
Media can access the press box by entering SoFi Stadium through the southeast media gate. Once on the concourse, turn left and walk along the concourse around the South end zone until reaching elevators in the southwest corner of the stadium. Take the elevators up to level 7 to access the press box.

CHARGERS MEDIA SITE
[Chargers.com/media](https://chargers.com/media) is available to assist media with coverage leading up to each game of the 2024 season. The media site contains digital copies of all press materials. Credential requests on the site must be submitted by the sports director, sports editor or photo editor to be considered.

CHARGERS GAME RELEASE
Stats and notes in Los Angeles Chargers Game Releases are found utilizing a variety of sources, including STATS LLC, Sportradar, Stathead and the Elias Sports Bureau.

LOS ANGELES CHARGERS COMMUNICATIONS CONTACTS

NAME	TITLE	EMAIL
Josh Rupprecht	Senior Vice President, Communications & Brand Messaging	Josh.Rupprecht@Chargers.NFL.com
Jennifer Rojas	Vice President, Marketing Communications & Alumni Affairs	Jennifer.Rojas@Chargers.NFL.com
Lauren Georgeson	Senior Manager, Corporate Marketing & Communications	Lauren.Georgeson@Chargers.NFL.com
Brock Anderson	Senior Manager, Football Communications	Brock.Anderson@Chargers.NFL.com
Leonie Strehl	Senior Coordinator, Marketing Communications & Alumni Affairs	Leonie.Strehl@Chargers.NFL.com
Ricky Martinez	Coordinator, Football Communications	Ricky.Martinez@Chargers.NFL.com

***SUPPLEMENTAL
STATS***

ALL-TIME SERIES HISTORY

Franchise	REGULAR SEASON						POSTSEASON					PRESEASON		
	W	L	T	Pct.	PF	PA	W	L	Pct.	PF	PA	W	L	T
Arizona Cardinals ¹	11	4	0	.733	392	301	0	0	—			14	11	0
Atlanta Falcons	4	8	0	.333	170	247	0	0	—			4	2	0
Baltimore Ravens	5	9	0	.357	252	307	1	0	1.000	23	17	0	0	0
Buffalo Bills	24	12	2	.667	938	660	1	2	.333	27	57	0	1	0
Carolina Panthers	1	6	0	.143	109	168	0	0	—			0	0	0
Chicago Bears	7	7	0	.500	279	233	0	0	—			4	3	0
Cincinnati Bengals	22	14	0	.611	871	778	1	1	.500	34	37	0	0	0
Cleveland Browns ²	19	9	1	.672	727	582	0	0	—			1	0	1
Dallas Cowboys	5	8	0	.385	295	296	0	0	—			9	8	0
Denver Broncos	55	72	1	.433	2,732	2,721	0	1	.000	17	24	5	2	0
Detroit Lions	7	6	0	.538	292	304	0	0	—			0	1	0
Green Bay Packers	2	11	0	.154	232	376	0	0	—			2	1	1
Houston Texans	6	3	0	.667	247	192	0	0	—			1	0	0
Indianapolis Colts ³	18	10	0	.643	666	476	2	1	.667	71	76	2	2	0
Jacksonville Jaguars	9	4	0	.692	385	255	0	0	—			0	0	0
Kansas City Chiefs ⁴	57	69	1	.452	2,597	2,844	1	0	1.000	17	0	5	2	0
Las Vegas Raiders ⁵	59	68	2	.465	2,823	2,856	0	1	.000	27	34	7	7	0
Los Angeles Rams ⁶	6	7	0	.462	344	335	0	0	—			20	19	0
Miami Dolphins	15	18	0	.455	753	738	2	2	.500	76	124	3	1	0
Minnesota Vikings	7	8	0	.467	358	369	0	0	—			3	11	1
New England Patriots ⁷	15	24	2	.385	771	976	1	3	.250	112	96	5	2	0
New Orleans Saints	7	6	0	.538	350	264	0	0	—			4	6	0
New York Giants	8	5	0	.615	356	302	0	0	—			5	3	0
New York Jets ⁸	24	12	1	.667	1,057	739	0	2	.000	31	37	4	2	1
Philadelphia Eagles	8	5	0	.615	262	266	0	0	—			3	1	0
Pittsburgh Steelers	9	23	0	.281	616	834	2	1	.667	72	76	1	2	0
San Francisco 49ers	8	7	0	.533	339	396	0	1	.000	26	49	22	27	0
Seattle Seahawks	25	27	0	.481	1,090	1,103	0	0	—			5	13	0
Tampa Bay Buccaneers	8	4	0	.667	331	250	0	0	—			0	0	0
Tennessee Titans ⁹	28	16	1	.636	1,149	985	1	3	.250	50	57	7	3	0
Washington Commanders ¹⁰	5	7	0	.417	259	284	0	0	—			1	0	0
ALL-TIME TOTALS	484	489	11	.497	22,042	21,437	12	18	.400	583	684	137	127	4

Note: Prior to 1972, tie games were not included in winning percentage.

- 1—Known as St. Louis Cardinals (1960-87) and Phoenix Cardinals (1988-93)
- 2—Did not play from 1996-98 after relocation to Baltimore, but rejoined as an expansion franchise in 1999
- 3—Known as Baltimore Colts (1960-83)
- 4—Known as Dallas Texans (1960-62)
- 5—Known as Los Angeles Rams (1960-94 and 2016-present) and St. Louis Rams (1995-2015)
- 6—Known as Boston Patriots (1960-70)
- 7—Known as Titans of New York (1960-62)
- 8—Known as Oakland Raiders (1960-81 and 1995-2019) and Los Angeles Raiders (1982-94)
- 9—Known as Houston Oilers (1960-96) and Tennessee Oilers (1997-98)
- 10—Known as Washington Redskins (1960-2019) and Washington Commanders (2020-21)

THE LAST TIME . . .

Regular season in regular font | Postseason in italics

RUSHING

200 Yards Rushing, Individual

CHARGERS — LaDainian Tomlinson, Dec. 28, 2003 vs. Oakland (243 yards)
 OPPONENT — Adrian Peterson, Nov. 4, 2007 at Minnesota (296 yards)
 CHARGERS — *Keith Lincoln, AFL Championship,*
Jan. 5, 1964 vs. Boston (206 yards)
 OPPONENT — *Never*

100 Yards Rushing, Individual

CHARGERS — **J.K. Dobbins, Sept. 8, 2024 vs. Las Vegas (135 yards)**
 OPPONENT — Daivid Montgomery, Nov 12, 2023 vs. Detroit (116 yards)
 CHARGERS — *Darren Sproles, AFC Wild Card,*
Jan. 3, 2009 vs. Indianapolis (105 yards)
 OPPONENT — *Sony Michel, AFC Divisional,*
Jan. 13, 2019 at New England (129 yards)

100 Yards Rushing, One Half, Individual

CHARGERS — **J.K. Dobbins, Sept. 8, 2024 vs. Las Vegas (131 yards in second half)**
 OPPONENT — Daivid Montgomery, Nov 12, 2023 vs. Detroit (102 yards in first half)
 CHARGERS — *Keith Lincoln, AFL Championship,*
Jan. 5, 1964 vs. Boston (176 yards in first half)
 OPPONENT — *Sony Michel, AFC Divisional,*
Jan. 13, 2019 at New England (105 yards in first half)

Two 100-Yard Rushers

CHARGERS — Darren Sproles (122 yards) and LaDainian Tomlinson (116 yards)
 Dec. 16, 2007, vs. Detroit
 OPPONENT — Frank Gore (158 yards) and Colin Kaepernick (151 yards),
 Dec. 20, 2014 at San Francisco
 CHARGERS — *Never*
 OPPONENT — *Never*

Four Touchdowns Rushing, Individual

CHARGERS — LaDainian Tomlinson, Oct. 14, 2007 vs. Oak. (3, 27, 13, 41 yards)
 OPPONENT — *Never*
 CHARGERS — *Never*
 OPPONENT — *Never*

Three Touchdowns Rushing, Individual

CHARGERS — Melvin Gordon, Oct. 15, 2018, at Cleveland (4, 10, 11 yards)
 OPPONENT — Darrel Young, Nov. 3, 2013 at Washington (1, 1, 4 yards)
 CHARGERS — *Never*
 OPPONENT — *Sony Michel, AFC Divisional,*
Jan. 13, 2019 at New England (1, 14, 5 yards)

Two Touchdowns Rushing, Individual

CHARGERS — Austin Ekeler, Nov. 6, 2023 at New York Jets (1, 2 yards)
 OPPONENT — Josh Allen, Dec. 23, 2023 vs. Buffalo (2, 1 yard)
 CHARGERS — *Darren Sproles, AFC Wild Card,*
Jan. 3, 2009 vs. Indianapolis (9, 22 yards)
 OPPONENT — *Sony Michel, AFC Divisional,*
Jan. 13, 2019 at New England (1, 14, 5 yards)

PASSING

500 Yards Passing, Individual

CHARGERS — Philip Rivers, Oct. 18, 2015 at Green Bay (503 yards)
 OPPONENT — *Never*
 CHARGERS — *Never*
 OPPONENT — *Never*

400 Yards Passing, Individual

CHARGERS — Justin Herbert, Sept. 24, 2023 at Minnesota (405 yards)
 OPPONENT — Patrick Mahomes, Oct. 22, 2023 at Kansas City (424 yards)
 CHARGERS — *Dan Fouts, AFC Divisional,*
Jan. 2, 1982 at Miami (433 yards)
 OPPONENT — *Peyton Manning, AFC Divisional,*
Jan. 13, 2008 at Indianapolis (402 yards)

300 Yards Passing, Individual

CHARGERS — Justin Herbert, Nov. 12, 2023 vs. Detroit (323 yards)
 OPPONENT — Jordan Love, Nov. 19, 2023 at Green Bay (322 yards)
 CHARGERS — *Philip Rivers, AFC Divisional,*
Jan. 13, 2019 at New England (331 yards)
 OPPONENT — *Tom Brady, AFC Divisional,*
Jan. 13, 2019 at New England (343 yards)

Six Touchdown Passes, Individual

CHARGERS — Dan Fouts, Nov. 22, 1981 at Oakland (12, 15, 29, 4, 5, 6 yards)
 OPPONENT — *Never*
 CHARGERS — *Never*
 OPPONENT — *Never*

Five Touchdown Passes, Individual

CHARGERS — Drew Brees, Oct. 31, 2004 vs. Oakland (17, 13, 23, 5, 1 yards)
 OPPONENT — Tom Brady, Oct. 4, 2020 at Tampa Bay (3, 6, 28, 19, 9 yards)
 CHARGERS — *Never*
 OPPONENT — *Never*

Four Touchdown Passes, Individual

CHARGERS — Justin Herbert, Nov. 12, 2023 vs. Detroit (29, 18, 1, 38 yards)
 OPPONENT — Aidan O'Connell, Dec. 14, 2023 at Las Vegas (30, 22, 11, 20 yards)
 CHARGERS — *Never*
 OPPONENT — *Don Strock, AFC Divisional,*
Jan. 2, 1982 at Miami (1, 40, 15, 50 yards)

Three Touchdown Passes, Individual

CHARGERS — Justin Herbert, Nov. 12, 2023 vs. Detroit (29, 18, 1, 38 yards)
 OPPONENT — Aidan O'Connell, Dec. 14, 2023 at Las Vegas (30, 22, 11, 20 yards)
 CHARGERS — *Philip Rivers, AFC Divisional,*
Jan. 13, 2019 at New England (43, 1, 8 yards)
 OPPONENT — *Peyton Manning, AFC Divisional,*
Jan. 13, 2008 at Indianapolis (25, 9, 55 yards)

Six Interceptions Thrown, Individual

CHARGERS — Ed Luther, Oct. 31, 1983 vs. Washington
 OPPONENT — Peyton Manning, Nov. 11, 2007 vs. Indianapolis
 CHARGERS — *Never*
 OPPONENT — *Never*

Five Interceptions Thrown, Individual

CHARGERS — Craig Whelihan, Dec. 13, 1998 at Seattle
 OPPONENT — Nathan Peterman, Nov. 19, 2017 vs. Buffalo
 CHARGERS — *Dan Fouts, AFC Second Round, Jan. 16, 1983 at Miami*
 OPPONENT — *George Blanda, AFL Championship,*
Dec. 24, 1961 vs. Houston Oilers

Four Interceptions Thrown, Individual

CHARGERS — Philip Rivers, Nov. 18, 2019 vs. Kansas City in Mexico City, Mexico
 OPPONENT — Nathan Peterman, Nov. 19, 2017 vs. Buffalo
 CHARGERS — *Stan Humphries, AFC Wild Card, Dec. 31, 1995 vs. Indianapolis*
 OPPONENT — *George Blanda, AFL Championship,*
Dec. 24, 1961 vs. Houston Oilers

RECEIVING

10 or More Receptions, Individual

CHARGERS — Keenan Allen, Nov. 26, 2023 vs. Baltimore (14 receptions)
OPPONENT — Cole Kmet, Oct. 29, 2023 vs. Chicago (10 receptions)
CHARGERS — *Ronnie Harmon, AFC Wild Card,*
Dec. 31, 1995 vs. Indianapolis (10 receptions)
OPPONENT — *James White, AFC Divisional,*
Jan. 13, 2019 at New England (15 receptions)

200 Yards Receiving, Individual

CHARGERS — Keenan Allen, Sept. 24, 2023 at Minnesota (215 yards)
OPPONENT — Tyreek Hill, Sept. 10, 2023 vs. Miami (215 yards)
CHARGERS — *Never*
OPPONENT — *Never*

100 Yards Receiving, Individual

CHARGERS — Joshua Palmer, Dec. 14, 2023 at Las Vegas (113 yards)
OPPONENT — Gabe Davis, Dec. 23, 2023 vs. Buffalo (130 yards)
CHARGERS — *Keenan Allen, AFC Divisional,*
Jan. 12, 2014 at Denver (142 yards)
OPPONENT — *Julian Edelman, AFC Divisional,*
Jan. 13, 2019 at New England (151 yards)

100 Yards Receiving, One Half, Individual

CHARGERS — Joshua Palmer, Dec. 14, 2023 at Las Vegas
(113 yards in second half)
OPPONENT — Travis Kelce, Oct. 22, 2023 at Kansas City
(143 yards in first half)
CHARGERS — *Keenan Allen, AFC Divisional,*
Jan. 12, 2014 at Denver (142 yards in second half)
OPPONENT — *Julian Edelman, AFC Divisional,*
Jan. 13, 2019 at New England (107 yards in first half)

Two 100-Yard Receivers

CHARGERS — Keenan Allen (215 yards) and Mike Williams (121 yards),
Sept. 24, 2023 at Minnesota
OPPONENT — Travis Kelce (191 yards) and Tyreek Hill (148 yards),
Dec. 16, 2021 vs. Kansas City
CHARGERS — *Chris Chambers (133 yards) and Vincent Jackson (114 yards),*
AFC Wild Card, Jan. 6, 2008
OPPONENT — *Tony Nathan (114 yards) and Duriel Harris (106 yards),*
AFC Divisional, Jan. 2, 1982

Five Touchdown Receptions, Individual

CHARGERS — Kellen Winslow, Nov. 22, 1981 at Oakland (15, 29, 4, 5, 3 yards)
OPPONENT — *Never*
CHARGERS — *Never*
OPPONENT — *Never*

Four Touchdown Receptions, Individual

CHARGERS — Kellen Winslow, Nov. 22, 1981 at Oakland (15, 29, 4, 5, 3 yards)
OPPONENT — Daryl Turner, Sept. 15, 1985 vs. Seattle (34, 15, 30, 7 yards)
CHARGERS — *Never*
OPPONENT — *Never*

Three Touchdown Receptions, Individual

CHARGERS — Danny Woodhead, Dec. 20, 2015 vs. Miami (20, 9, 9 yards)
OPPONENT — Travis Kelce, Nov. 20, 2022 vs. Kansas City (4, 32, 17 yards)
CHARGERS — *Never*
OPPONENT — *Jerry Rice, Super Bowl XXIX at Joe Robbie Stadium,*
Jan. 29, 1995 vs. San Francisco (44, 15, 7 yards)

Two Touchdown Receptions, Individual

CHARGERS — Keenan Allen, Nov. 12, 2023 vs. Detroit (29, 38 yards)
OPPONENT — Tre Tucker, Dec. 14, 2023 at Las Vegas (30, 20 yards)
CHARGERS — *Keenan Allen, AFC Divisional,*
Jan. 12, 2014 at Denver (16, 16 yards)
OPPONENT — *Michael Crabtree, AFC Wild Card,*
Jan. 6, 2019 at Baltimore (31, 7 yards)

COMBINATION

100 Yards Rushing and Receiving, Individual

CHARGERS — Austin Ekeler, Dec. 8, 2019 at Jacksonville
(101 yards rushing, 112 yards receiving)
OPPONENT — Essex Johnson, Sept. 30, 1973 vs. Cincinnati
(121 yards rushing, 116 yards receiving)
CHARGERS — *Keith Lincoln, AFC Championship, Jan. 5, 1964 vs. Boston*
(206 yards rushing, 123 yards receiving)
OPPONENT — *Never*

300-Yard Passer, 100-Yard Rusher and 100-Yard Receiver

CHARGERS — Philip Rivers (314 yards passing),
Austin Ekeler (101 yards rushing),
Austin Ekeler (112 yards receiving),
Dec. 8, 2019 at Jacksonville
OPPONENT — Patrick Mahomes (329 yards passing),
Isiah Pacheco (107 yards rushing),
Travis Kelce (115 yards receiving),
Nov. 20, 2022 vs. Kansas City
CHARGERS — *Dan Fouts (333 yards passing),*
Chuck Muncie (126 yards rushing),
Wes Chandler (124 yards receiving),
Kellen Winslow (102 yards receiving),
AFC Wild Card, Jan. 9, 1983 at Pittsburgh
OPPONENT — *Tom Brady (343 yards passing),*
Sony Michel (129 yards rushing),
Julian Edelman (151 yards receiving),
AFC Divisional, Jan. 13, 2019 at New England

INTERCEPTIONS

Four Interceptions, Individual

CHARGERS — *Never*
OPPONENT — Kwamie Lassiter, Dec. 27, 1998 at Arizona (4 interceptions)
CHARGERS — *Never*
OPPONENT — *Vernon Perry, AFC Divisional,*
Dec. 29, 1979 vs. Houston Oilers (4 interceptions)

Three Interceptions, Individual

CHARGERS — Antonio Cromartie, Nov. 11, 2007 vs. Indianapolis (3 interceptions)
OPPONENT — Kwamie Lassiter, Dec. 27, 1998 at Arizona (4 interceptions)
CHARGERS — *Never*
OPPONENT — *Vernon Perry, AFC Divisional,*
Dec. 29, 1979 vs. Houston Oilers (4 interceptions)

Two Interceptions, Individual

CHARGERS — Kyzir White, Oct. 17, 2021 at Baltimore (2 interceptions)
OPPONENT — Patrick Surtain II, Nov. 28, 2021 at Denver (2 interceptions)
CHARGERS — *Glen Edwards, AFC Divisional,*
Jan. 3, 1981 vs. Buffalo (2 interceptions)
OPPONENT — *Jason Belser, AFC Wild Card,*
Dec. 31, 1995 vs. Indianapolis (2 interceptions)

Interception Returned for Touchdown

CHARGERS — Bryce Callahan, Dec. 4, 2022 at Las Vegas
(26 yards of Derek Carr)
OPPONENT — Jack Jones, Dec. 14, 2023 at Las Vegas
(16 yards of Easton Stick)
CHARGERS — *Never*
OPPONENT — *Never*

SACKS

Six Sacks, Individual

CHARGERS — Khalil Mack, Oct. 1, 2023 vs. Las Vegas (6.0 sacks)
OPPONENT — Never
CHARGERS — Never
OPPONENT — Never

Five Sacks, Individual

CHARGERS — Khalil Mack, Oct. 1, 2023 vs. Las Vegas (6.0 sacks)
OPPONENT — Never
CHARGERS — Never
OPPONENT — Never

Four-and-One-Half Sacks, Individual

CHARGERS — Khalil Mack, Oct. 1, 2023 vs. Las Vegas (6.0 sacks)
OPPONENT — Hugh Douglas, Oct. 18, 1998 vs. Philadelphia (4.5 sacks)
CHARGERS — Never
OPPONENT — Never

Four Sacks, Individual

CHARGERS — Khalil Mack, Oct. 1, 2023 vs. Las Vegas (6.0 sacks)
OPPONENT — Justin Houston, Dec. 28, 2014 at Kansas City (4.0 sacks)
CHARGERS — Never
OPPONENT — Never

Three-and-One-Half Sacks, Individual

CHARGERS — Khalil Mack, Oct. 1, 2023 vs. Las Vegas (6.0 sacks)
OPPONENT — Justin Houston, Dec. 28, 2014 at Kansas City (3.5 sacks)
CHARGERS — Never
OPPONENT — Never

Three Sacks, Individual

CHARGERS — Khalil Mack, Oct. 1, 2023 vs. Las Vegas (6.0 sacks)
OPPONENT — Chandler Jones, Dec. 4, 2022 at Las Vegas (3.0 sacks)
CHARGERS — Never
OPPONENT — Never

Two-and-One-Half Sacks, Individual

CHARGERS — Joey Bosa, Nov. 6, 2023 at New York Jets (2.5 sacks)
OPPONENT — Chandler Jones, Dec. 4, 2022 at Las Vegas (3.0 sacks)
CHARGERS — *Burt Grossman, AFC Wild Card,*
Jan. 2, 1993 vs. Kansas City (2.5 sacks)
OPPONENT — Never

Two Sacks, Individual

CHARGERS — Khalil Mack, Dec. 3, 2023 at New England (2.0 sacks)
OPPONENT — Ed Oliver, Dec. 23, 2023 vs. Buffalo (2.0 sacks)
CHARGERS — *Melvin Ingram, AFC Wild Card,*
Jan. 6, 2019 at Baltimore (2.0 sacks)
OPPONENT — *Shaun Phillips, AFC Divisional,*
Jan. 12, 2014 at Denver (2.0 sacks)

TOUCHDOWNS

Five Touchdowns, Individual

CHARGERS — Kellen Winslow, Nov. 22, 1981 at Oakland
(15-, 29-, 4-, 5-, 3-yard receptions)
OPPONENT — Never
CHARGERS — Never
OPPONENT — Never

Four Touchdowns, Individual

CHARGERS — Austin Ekeler, Nov. 21, 2021 vs. Pittsburgh
(10-, 17-yard receptions; 6-, 5-yard runs)
OPPONENT — Harvey Williams, Nov. 16, 1997, vs. Oakland
(8-, 32-yard receptions; 1-, 1-yard runs)
CHARGERS — Never
OPPONENT — Never

Three Touchdowns, Individual

CHARGERS — Austin Ekeler, Oct. 2, 2022 at Houston
(14-yard receptions; 10-, 20-yard runs)
OPPONENT — Travis Kelce, Nov. 20, 2022 vs. Kansas City
(4-, 32-, 17-yard receptions)
CHARGERS — Never
OPPONENT — *Sony Michel, AFC Divisional,*
Jan. 13, 2019 at New England (1-, 14-, 5-yard runs)

FIELD GOALS AND PATS

Six Field Goals Made, Individual

CHARGERS — Greg Davis, Oct. 5, 1997 at Oakland
(30, 22, 38, 43, 33, 33 yards)
OPPONENT — Phil Dawson, Nov. 5, 2006 vs. Cleveland
(37, 20, 42, 30, 36, 35 yards)
CHARGERS — Never
OPPONENT — Never

Five Field Goals Made, Individual

CHARGERS — Cameron Dicker, Dec. 23, 2023 vs. Buffalo
(20, 40, 47, 45, 53 yards)
OPPONENT — Daniel Carlson, Jan. 9, 2022 at Las Vegas
(24, 31, 52, 40, 47 yards)
CHARGERS — *Michael Badgley, AFC Wild Card,*
Jan. 6, 2019 at Baltimore (21, 53, 40, 34, 47 yards)
OPPONENT — Never

Four Field Goals Made, Individual

CHARGERS — Cameron Dicker, Jan. 7, 2024 vs. Kansas City
(49, 40, 43, 20 yards)
OPPONENT — Daniel Carlson, Jan. 9, 2022 at Las Vegas
(24, 31, 52, 40, 47 yards)
CHARGERS — *Michael Badgley, AFC Wild Card,*
Jan. 6, 2019 at Baltimore (21, 53, 40, 34, 47 yards)
OPPONENT — Never

50-Yard Field Goal, Individual

CHARGERS — **Cameron Dicker, Sept. 8, 2024 vs. Las Vegas (53 yards)**
OPPONENT — Jason Sanders, Dec. 11, 2022 vs. Miami (55 yards)
CHARGERS — *Michael Badgley, AFC Wild Card,*
Jan. 6, 2019 at Baltimore (53 yards)
OPPONENT — *Stephen Gostkowski, AFC Divisional,*
Jan. 14, 2007 vs. New England (50 yards)

Blocked Field Goal Attempt

CHARGERS — Joe Gaziano, Dec. 4, 2022 at Las Vegas
(52-yard Daniel Carlson attempt)
OPPONENT — Zack Allen, Dec. 31, 2023 at Denver
(50-yard Cameron Dicker attempt)
CHARGERS — *Leroy Jones, AFC Divisional, Jan. 2, 1982 at Miami*
(34-yard Uwe von Schamann attempt)
OPPONENT — Never

Two-Point Conversion

CHARGERS — Trey Pipkins III pass from Justin Herbert,
Sept. 17, 2023 at Tennessee
OPPONENT — Clyde Edwards-Helaire pass from Patrick Mahomes,
Dec. 16, 2021 vs. Kansas City
CHARGERS — *Keenan Allen pass from Philip Rivers, AFC Divisional,*
Jan. 13, 2019 at New England
OPPONENT — *Kevin Faulk run, AFC Divisional,*
Jan. 14, 2007 vs. New England

Point After Touchdown Missed

CHARGERS — Dustin Hopkins, Dec. 5, 2021 at Cincinnati
(First attempt, wide right)
OPPONENT — Anders Carlson, Nov. 19, 2023 at Green Bay
(Second attempt, wide right)
CHARGERS — *Rolf Benirschke, AFC Second Round,*
Jan. 16, 1993 at Miami (First attempt, wide right)
OPPONENT — Never

Blocked Point After Touchdown

CHARGERS — Isaac Rochell, Sept. 27, 2020 vs. Carolina
(Joey Slye, first attempt)
OPPONENT — Denico Autry, Dec. 31, 2017 vs. Oakland
(Nick Rose, third attempt)
CHARGERS — Never
OPPONENT — Never

PUNTING

80-Yard Punt

CHARGERS — JK Scott, Dec. 11, 2023 vs. Denver (83 yards)
OPPONENT — Dustin Colquitt, Dec. 2, 2007 at Kansas City (81 yards)
CHARGERS — *Never*
OPPONENT — *Never*

70-Yard Punt

CHARGERS — JK Scott, Dec. 11, 2023 vs. Denver (83 yards)
OPPONENT — Bryce Baringer, Dec. 3, 2023 at New England (70 yards)
CHARGERS — *Never*
OPPONENT — *Ray Guy, AFC Championship, Jan. 11, 1981 vs. Oakland (71 yards)*

60-Yard Punt

CHARGERS — JK Scott, Dec. 31, 2023 at Denver (61 yards)
OPPONENT — Tommy Townsend, Jan. 7, 2024 vs. Kansas City (61 yards)
CHARGERS — *Mike Scifres, AFC Divisional, Jan. 12, 2014 at Denver (62 yards)*
OPPONENT — *Hunter Smith, AFC Wild Card, Jan. 3, 2009 vs. Indianapolis (63 yards)*

Blocked Punt

CHARGERS — Jerry Attaochu of Drew Butler, Sept. 8, 2014 at Arizona
OPPONENT — Miles Killebrew of Ty Long, Nov. 21, 2021 vs. Pittsburgh
CHARGERS — *Never*
OPPONENT — *Lou Piccone of Rick Partridge, AFC Divisional, Jan. 3, 1981 vs. Buffalo*

10 or More Punts, Individual

CHARGERS — Drew Kaser, Nov. 12, 2017 at Jacksonville (10 punts for 485 yards)
OPPONENT — Chad Stanley, Sept. 15, 2002 vs. Houston (10 punts for 406 yards)
CHARGERS — *Never*
OPPONENT — *Never*

No Punts

CHARGERS — Dec. 26, 2021 at Houston
OPPONENT — Sept. 19, 2010 vs. Jacksonville
CHARGERS — *Never*
OPPONENT — *AFC Divisional, Jan. 12, 2014 at Denver*

OTHER SPECIAL TEAMS

Kickoff Returned for Touchdown

CHARGERS — Andre Roberts, Jan. 2, 2022 vs. Denver (101 yards)
OPPONENT — Mecole Hardman, Dec. 29, 2019 at Kansas City (104 yards)
CHARGERS — *Andre Coleman, Super Bowl XXIX at Joe Robbie Stadium, Jan. 29, 1995 vs. San Francisco (98 yards)*
OPPONENT — *Never*

Punt Returned for Touchdown

CHARGERS — Derius Davis, Nov. 6, 2023 at New York Jets (87 yards)
OPPONENT — Gunner Olszewski, Dec. 6, 2020, vs. New England (70 yards)
CHARGERS — *Wes Chandler, AFC Divisional, Jan. 2, 1982 at Miami (58 yards)*
OPPONENT — *Santonio Holmes, AFC Divisional, Jan. 11, 2009 at Pittsburgh (67 yards)*

Blocked Punt Returned for Touchdown

CHARGERS — Jacob Hester, Oct. 25, 2009 at Kansas City (Recovered own blocked Dustin Colquitt punt in end zone)
OPPONENT — Daniel Thomas, Oct. 25, 2020 vs. Jacksonville (Recovered own blocked Ty Long punt, returned recovery 16 yards)
CHARGERS — *Never*
OPPONENT — *Never*

Recovered Own Onside Kick Attempt

CHARGERS — Darrell Stuckey of Nick Novak kick, Nov. 18, 2012 at Denver
OPPONENT — Keion Crossen of Riley Dixon kick, Dec. 12, 2021 vs. New York Giants
CHARGERS — *Richard Marshall of Nick Novak kick, AFC Divisional, Jan. 12, 2014 at Denver*
OPPONENT — *Never*

OTHER DEFENSE

Shutout Posted

CHARGERS — Dec. 3, 2023 at New England (6-0 Chargers win)
OPPONENT — Dec. 6, 2020 vs. New England (45-0, Patriots win)
CHARGERS — *AFC Wild Card, Jan. 2, 1993 vs. Kansas City (Chargers win, 17-0)*
OPPONENT — *AFC Divisional, Jan. 10, 1993 at Miami (Dolphins win, 31-0)*

Fumble Returned for Touchdown

CHARGERS — Tevaughn Campbell, Dec. 5, 2021 at Cincinnati (61 yards)
OPPONENT — Mike Edwards, Jan. 7, 2024 vs. Kansas City (97 yards)
CHARGERS — *Never*
OPPONENT — *Guy Ruff, AFC Wild Card, Jan. 9, 1983 at Pittsburgh (Recovered opening kickoff fumble in end zone)*

Safety Scored

CHARGERS — Oct. 23, 2022 vs. Seattle (Kenneth Walker III tackled by Sebastian Joseph-Day and Troy Reeder in end zone)
OPPONENT — Nov. 22, 2020 vs. N.Y. Jets (Ty Long ran out of bounds out of the back of the end zone)
CHARGERS — *AFC Divisional, Jan. 8, 1995 vs. Miami (Bernie Parmalee tackled in end zone by Reuben Davis)*
OPPONENT — *Never*

MISCELLANEOUS

No Penalties

CHARGERS — Oct. 9, 2011 at Denver (Chargers win, 29-24)
OPPONENT — Dec. 4, 2005 vs. Oakland (Raiders win, 34-10)
CHARGERS — *Never*
OPPONENT — *AFC Divisional, Jan. 10, 1993 at Miami (Dolphins win, 31-0)*

Game Without Touchdown

CHARGERS — Jan. 7, 2024 vs. Kansas City (Chiefs win, 13-12)
OPPONENT — Dec. 3, 2023 at New England (Chargers win, 6-0)
CHARGERS — *AFC Championship, Jan. 20, 2008 at New England (Patriots win, 21-12)*
OPPONENT — *AFC Wild Card, Jan. 6, 2008 vs. Tennessee (Chargers win, 17-6)*

50 Points, Game

CHARGERS — Nov. 19, 2017 vs. Buffalo (Chargers win, 54-24)
OPPONENT — Dec. 14, 2023 at Las Vegas (Raiders win, 63-21)
CHARGERS — *AFL Championship, Jan. 5, 1964 vs. Boston (Chargers win, 51-10)*
OPPONENT — *Never*

40 Points, Game

CHARGERS — Dec. 5, 2021 at Cincinnati (Chargers win, 41-22)
OPPONENT — Dec. 14, 2023 at Las Vegas (Raiders win, 63-21)
CHARGERS — *AFC Divisional, Jan. 2, 1982 at Miami (Chargers win, 41-38)*
OPPONENT — *AFC Divisional, Jan. 13, 2019 at New England (Patriots win, 41-28)*

600 Yards Total Offense, Game

CHARGERS — Dec. 20, 1982 vs. Cincinnati (661 yards)
OPPONENT — Oct. 1, 2000 at St. Louis (614 yards)
CHARGERS — *AFL Championship, Jan. 5, 1964 vs. Boston (610 yards)*
OPPONENT — *Never*

500 Yards Total Offense, Game

CHARGERS — Dec. 8, 2019 at Jacksonville (525 yards)
OPPONENT — Nov. 12, 2023 vs. Detroit (533 yards)
CHARGERS — *AFC Divisional, Jan. 2, 1982 at Miami (564 yards)*
OPPONENT — *Never*

WEEKLY RANKINGS

2024 WEEKLY NFL RANKINGS

Week	Opp.	Offense			Defense		
		Total	Rush	Pass	Total	Rush	Pass
1	LV	13	5	23	15	4	25
2	at Car						
3	at Pit						
4	KC						
5	BYE						
6	at Den						
7	at Ari						
8	NO						
9	at Cle						
10	Ten						
11	Cin						
12	Bal						
13	at Atl						
14	at KC						
15	TB						
16	Den						
17	at NE						
18	at LV						
Chargers in 2023		18	25	13	28	17	30
Chargers in 2022		9	30	3	20	28	7
Chargers in 2021		4	21	T-2	23	30	12
Chargers in 2020		9	18	6	10	18	9
Chargers in 2019		10	28	6	6	18	5
Chargers in 2018		11	15	10	9	9	9
Chargers in 2017		4	24	1	15	31	3
Chargers in 2016		14	26	8	16	10	20
Chargers in 2015		9	31	4	20	27	T-14
Chargers in 2014		18	30	10	9	26	4
Chargers in 2013		5	13	4	23	12	29
Chargers in 2012		31	27	24	9	6	18
Chargers in 2011		6	16	6	16	20	13
Chargers in 2010		1	15	2	1	4	1
Chargers in 2009		10	31	5	16	20	11
Chargers in 2008		11	20	7	25	11	31
Chargers in 2007		20	7	26	14	16	14
Chargers in 2006		4	2	16	10	7	13
Chargers in 2005		10	9	12	13	1	28
Chargers in 2004		10	6	16	18	3	31
Chargers in 2003		14	6	19	27	T-25	21
Chargers in 2002		16	8	22	30	11	32

2024 REGULAR-SEASON RANKINGS

LOS ANGELES CHARGERS (Team)

Category	NFL	AFC
Turnover Margin (3).....	T-1	T-1
Points Scored (22.0).....	19	5
Points Allowed (10.0).....	T2	T-1
Total Offense (316.0).....	13	6
Rushing (176.0).....	5	3
Passing (140.0).....	23	10
Total Defense (296.0).....	15	8
vs. Rush (71.0).....	14	2
vs. Pass (225.0).....	25	13
Third-Down Offense (26.67%).....	25	13
Third-Down Defense (35.71%).....	16	T-1
Red-Zone Offense (50.0%).....	T-12	T-7
Red-Zone Defense (0.00%).....	T-1	T-1

LOS ANGELES CHARGERS (Individual)

Category	NFL	AFC
Passing		
Rating: Justin Herbert (92.5).....	12	8
Yards: Justin Herbert (144).....	28	13
Touchdowns: Justin Herbert (1).....	T-9	T-4
Rushing		
Attempts: J.K. Dobbins (10).....	T-33	T-17
Yards: J.K. Dobbins (135).....	3	2
Touchdowns: Austin Ekeler (1).....	T-4	T-2
Receiving		
Receptions: Ladd McConkey (5).....	T-23	T-16
Yards: Ladd McConkey (39).....	T-60	T-28
Touchdowns: Ladd McConkey (1).....	T-4	T-3
Defense		
Total Tackles: Derwin James Jr., Joey Bosa (7)....	T-57	T-28
Solo Tackles: Derwin James Jr., Joey Bosa (6)....	T-35	T-21
INTs: Poona Ford (1).....	T-1	T-1
Sacks: Khalil Mack (1.5).....	T-11	T-5

GAME-BY-GAME STARTERS

OFFENSIVE STARTERS

		WR	WR	TE	LT	LG	C	RG	RT	QB	RB	3WR	FB	2TE
Sept. 8	LV	J.Palmer	L.McConkey	W.Dissly	R.Slater	Z.Johnson	B.Bozeman	T.Pipkins	J.Alt	J.Herbert	G.Edwards	—	S.Matlock	—
Sept. 15	at Car													
Sept. 22	at Pit													
Sept. 29	KC													
Oct. 13	at Den													
Oct. 21	at Ari													
Oct. 27	NO													
Nov. 3	at Cle													
Nov. 10	Ten													
Nov. 17	Cin													
Nov. 25	Bal													
Dec. 1	at Atl													
Dec. 8	at KC													
Dec. 15	TB													
Dec. 22	Den													
TBD	at NE													
TBD	at LV													

DEFENSIVE STARTERS

		OLB	DL	DL	DL	OLB	LB	LB	CB	CB	S	S	3CB	3S
Sept. 8	LV	K.Mack	P.Ford	O.Ogbonnia	—	J.Bosa	D.Henley	D.Perryman	K.Fulton	A.Samuel	D.James	A.Gilman	J.Taylor	—
Sept. 15	at Car													
Sept. 22	at Pit													
Sept. 29	KC													
Oct. 13	at Den													
Oct. 21	at Ari													
Oct. 27	NO													
Nov. 3	at Cle													
Nov. 10	Ten													
Nov. 17	Cin													
Nov. 25	Bal													
Dec. 1	at Atl													
Dec. 8	at KC													
Dec. 15	TB													
Dec. 22	Den													
TBD	at NE													
TBD	at LV													

WEEKLY INACTIVES

Sept. 8	Las Vegas:	Taylor Heinicke, Tarheeb Still, Kimani Vidal, Jordan McFadden, Brenden Rice, Justin Eboigbe.
Sept. 15	at Carolina:	
Sept. 22	at Pittsburgh:	
Sept. 29	Kansas City:	
Oct. 13	at Denver:	
Oct. 21	at Arizona:	
Oct. 27	New Orleans:	
Nov. 3	at Cleveland:	
Nov. 10	Tennessee:	
Nov. 17	Cincinnati:	
Nov. 25	Baltimore:	
Dec. 1	at Atlanta:	
Dec. 8	at Kansas City:	
Dec. 15	Tampa Bay:	
Dec. 22	Denver:	
TBD	at New England:	
TBD	at Las Vegas:	

SEASON TOTALS

Name	No.
Taylor Heinicke	1
Tarheeb Still	1
Kimani Vidal	1
Jordan McFadden	1
Brenden Rice	1
Justin Eboigbe	1

CHARGERS AND OPPONENT WEEKLY LEADERS

REGULAR-SEASON WEEKLY LEADERS, LOS ANGELES CHARGERS

		Scoring	Pass Yds.	Carries	Rush Yds.	Catches	Rec. Yds.	Tackles (Solo)	Sacks
Sept. 8	Las Vegas:	Dicker 10	Herbert 144	Edwards 11	Dobbins 135	McKonkey 5	McConkey 39	Two Tied 7 (6)	Mack 1.5
Sept. 15	at Carolina:								
Sept. 22	at Pittsburgh:								
Sept. 29	Kansas City:								
Oct. 13	at Denver:								
Oct. 21	at Arizona:								
Oct. 27	New Orleans:								
Nov. 3	at Cleveland:								
Nov. 10	Tennessee:								
Nov. 17	Cincinnati:								
Nov. 25	Baltimore:								
Dec. 1	at Atlanta:								
Dec. 8	at Kansas City:								
Dec. 15	Tampa Bay:								
Dec. 22	Denver:								
TBD	at New England:								
TBD	at Las Vegas:								

REGULAR-SEASON WEEKLY LEADERS, OPPONENT

		Scoring	Pass Yds.	Carries	Rush Yds.	Catches	Rec. Yds.	Tackles (Solo)	Sacks
Sept. 8	Las Vegas:	Mattison 6	Minshew II 257	White 13	White 44	Bowers 6	Meyers 61	Spillane 10 (7)	Crosby 1.0
Sept. 15	at Carolina:								
Sept. 22	at Pittsburgh:								
Sept. 29	Kansas City:								
Oct. 13	at Denver:								
Oct. 21	at Arizona:								
Oct. 27	New Orleans:								
Nov. 3	at Cleveland:								
Nov. 10	Tennessee:								
Nov. 17	Cincinnati:								
Nov. 25	Baltimore:								
Dec. 1	at Atlanta:								
Dec. 8	at Kansas City:								
Dec. 15	Tampa Bay:								
Dec. 22	Denver:								
TBD	at New England:								
TBD	at Las Vegas:								

GAME-BY-GAME PASSES DEFENSED

Sept. 8	Las Vegas:	Poona Ford (2), Junior Colson (1), Bud Dupree (1), Khalil Mack (1).
Sept. 15	at Carolina:	
Sept. 22	at Pittsburgh:	
Sept. 29	Kansas City:	
Oct. 13	at Denver:	
Oct. 21	at Arizona:	
Oct. 27	New Orleans:	
Nov. 3	at Cleveland:	
Nov. 10	Tennessee:	
Nov. 17	Cincinnati:	
Nov. 25	Baltimore:	
Dec. 1	at Atlanta:	
Dec. 8	at Kansas City:	
Dec. 15	Tampa Bay:	
Dec. 22	Denver:	
TBD	at New England:	
TBD	at Las Vegas:	

SEASON TOTALS (5)

Name	No.
Poona Ford	2
Junior Colson	1
Bud Dupree	1
Khalil Mack	1

GAME-BY-GAME SACKS

Sept. 8	Las Vegas:	Khalil Mack (1.5), Joey Bosa (1.0), Team Sacks (1.0), Morgan Fox (0.5)
Sept. 15	at Carolina:	
Sept. 22	at Pittsburgh:	
Sept. 29	Kansas City:	
Oct. 13	at Denver:	
Oct. 21	at Arizona:	
Oct. 27	New Orleans:	
Nov. 3	at Cleveland:	
Nov. 10	Tennessee:	
Nov. 17	Cincinnati:	
Nov. 25	Baltimore:	
Dec. 1	at Atlanta:	
Dec. 8	at Kansas City:	
Dec. 15	Tampa Bay:	
Dec. 22	Denver:	
TBD	at New England:	
TBD	at Las Vegas:	

SEASON TOTALS (4.0)

Name	No.
Khalil Mack	1.5
Joey Bosa	1.0
Team	1.0
Morgan Fox	1.0

RECORDS

INDIVIDUAL RECORDS

*NFL Record

POINTS

Most Seasons Leading League

- 1 Nate Kaeding, 2009
- LaDainian Tomlinson, 2006
- John Carney, 1994

Most, Career

- 1,076 John Carney, 1990-2000
- 918 LaDainian Tomlinson, 2001-09
- 889 Nate Kaeding, 2004-12

Most, Season

- 186* LaDainian Tomlinson, 2006
- 146 Nate Kaeding, 2009
- 144 Nick Novak, 2013

Most, Season, Non-Kickers

- 186* LaDainian Tomlinson, 2006
- 124 Austin Ekeler, 2021
- 120 LaDainian Tomlinson, 2005

Most, Season, Rookie

- 114 Nate Kaeding, 2004
- 106 Josh Lambo, 2015
- Dennis ParTEE, 1968
- 94 Herb Travenio, 1965

Most, Game

- 30 Kellen Winslow, Nov. 22, 1981 at Oakland
- 24 (10x) Last: Austin Ekeler, Nov. 21, 2021 vs. Pit.
- 20 Mike Williams, Dec. 13, 2018 at Kansas City

TOUCHDOWNS

Most Seasons Leading League

- 3 Lance Alworth, 1964, 1965, 1966
- 2 Austin Ekeler, 2021, 2022
- 1 LaDainian Tomlinson, 2006
- Chuck Muncie, 1981

Most, Career

- 153 LaDainian Tomlinson, 2001-09
- 116 Antonio Gates, 2003-18
- 83 Lance Alworth, 1962-70

Most, Season

- 31* LaDainian Tomlinson, 2006
- 20 Austin Ekeler, 2021
- LaDainian Tomlinson, 2005
- 19 Chuck Muncie, 1981

Most, Game

- 5 Kellen Winslow, Nov. 22, 1981 at Oakland
- 4 (10x) Last: Austin Ekeler, Nov. 21, 2021 vs. Pit.
- 3 (46x) Last: A.Ekeler, Oct. 2, 2022 at Hou.

Most Consecutive Games

- 18* LaDainian Tomlinson, 2004-05
- 10 LaDainian Tomlinson, 2006
- 9 Antonio Gates, 2009-10
- Natrone Means, 1993-94
- Lance Alworth, 1963

POINTS AFTER TOUCHDOWN

Most Seasons Leading League

- 2 Nate Kaeding, 2006
- Rolf Benirschke, 1981, 1982
- 1 Herb Travenio, 1965

Most, Career

- 349 Nate Kaeding, 2004-12
- 328 Rolf Benirschke, 1977-86
- 293 John Carney, 1990-2000

Most, Season

- 58 Nate Kaeding, 2006
- 55 Rolf Benirschke, 1981
- 54 Nate Kaeding, 2004

Most, Game

- 7 (6x) Last: N.Kaeding, Dec. 28, 2008 vs. Den.
- 6 (30x) Last: M.Badgley, Dec. 8, 2019 at. Jax.
- 5 (55x) Last: C.Dicker, Nov. 12, 2023 vs. Detroit

Most Consecutive

- 250 Nate Kaeding, 2004-09
- 128 Nick Novak, 2011-14
- 87 Rolf Benirschke, 1983-86

Most Attempts, Career

- 352 Rolf Benirschke, 1977-86
- 351 Nate Kaeding, 2004-12
- 298 John Carney, 1990-2000

Most Attempts, Season

- 61 Rolf Benirschke, 1981
- 58 Nate Kaeding, 2006
- 55 Nate Kaeding, 2004
- Bob Thomas, 1985

Most Attempts, Game

- 8 Rolf Benirschke, Nov. 22, 1981 at Oakland
- 7 (6x) Last: N.Kaeding, Dec. 28, 2008 vs. Den.
- 6 (38x) Last: M. Badgley, Dec. 8, 2019 at. Jax.

TWO-POINT CONVERSIONS

Most Seasons Leading League

- 1 Ladarius Green, 2015
- Mikhael Ricks, 1999
- Ronnie Harmon, 1994

Most, Career

- 3 Ronnie Harmon, 1990-95
- 2 Keenan Allen, 2013-23
- Jared Cook, 2021
- Austin Ekeler, 2017-23
- Mike Williams, 2017-23
- Antonio Gates, 2003-18
- Melvin Gordon, 2015-19
- Ladarius Green, 2012-15
- Legedu Naanee, 2007-10
- Dave Kocourek, 1960-65

Most, Season

- 3 Ronnie Harmon, 1994
- 2 Jared Cook, 2021
- Austin Ekeler, 2021
- Melvin Gordon, 2018
- Antonio Gates, 2018
- 1 (36x) Last: Trey Pipkins, 2023

Most, Game

- 2* Ladarius Green, Oct. 25, 2015 vs. Oakland
- 1 (44x) Last: Trey Pipkins, Sept. 17, 2023 at Ten.

FIELD GOALS

Most Seasons Leading League

- 1 Nate Kaeding, 2009
- John Carney, 1994

Most, Career

- 261 John Carney, 1990-2000
- 180 Nate Kaeding, 2004-12
- 146 Rolf Benirschke, 1977-86

Most, Season

- 34 Nick Novak, 2013
- John Carney, 1994
- 32 Nate Kaeding, 2009
- 31 Cameron Dicker, 2023
- John Carney, 1993, 1999

Most, Game

- 6 (3x) Last: G.Davis, Oct. 5, 1997 at Oakland
- 5 (12x) Last: C.Dicker, Dec. 23, 2023 vs. Buffalo
- 4 (38x) Last: C.Dicker, Jan. 7, 2024 vs. K.C.

Most, Game, No Misses

- 6 (3x) Last: G.Davis, Oct. 5, 1997 at Oakland
- 5 (11x) Last: C.Dicker, Dec. 23, 2023 vs. Buffalo
- 4 (27x) Last: C.Dicker, Jan. 7, 2024 vs. K.C.

Highest Percentage, Career (min. 100 att.)

- 87.0 Nate Kaeding, 2004-12 (180-of-207)
- 84.6 Nick Novak, 2011-14, '17 (110-of-130)
- 81.6 John Carney, 1990-2000 (261-of-320)

Highest Percentage, Season (min. 15 att.)

- 95.0 Cameron Dicker, 2022 (19-of-20)
- 93.9 Cameron Dicker, 2023 (31-of-33)
- 93.8 Michael Badgley, 2018 (15-of-16)

Most Consecutive

- 32 Nick Novak, 2013-14
- 29 John Carney, 1992-93
- 22 Nate Kaeding, 2009-10

Most Attempts, Career

- 320 John Carney, 1990-2000
- 208 Rolf Benirschke, 1977-86
- 207 Nate Kaeding, 2004-12

Most Attempts, Season

- 40 John Carney, 1993
- 39 Michael Badgley, 2020
- 38 John Carney, 1994

Most Attempts, Game

- 7 Dick Van Raaphorst, Oct. 8, 1966 at N.Y. Jets
- 6 (6x) Last: Steve Christie, Dec. 1, 2002 vs. Den.
- 5 (26x) Last: C.Dicker, Dec. 23, 2023 vs. Buf.

Longest

- 59 Michael Badgley, Dec. 9, 2018 vs. Cincinnati
- 57 Nate Kaeding, Dec. 21, 2008 at Tampa Bay
- 55 Cameron Dicker, Nov. 6, 2023 at N.Y. Jets
- Cameron Dicker, Oct. 22, 2023 at Kansas City
- Nate Kaeding, Nov. 29, 2009 vs. Kansas City

RUSHING YARDS

Most Seasons Leading League

- 2 LaDainian Tomlinson, 2006, 2007
- 1 Dick Post, 1968
Paul Lowe, 1965

Most, Career

- 12,490 LaDainian Tomlinson, 2001-09
- 4,972 Paul Lowe, 1960-68
- 4,355 Austin Ekeler, 2017-23

Most, Season

- 1,815 LaDainian Tomlinson, 2006
- 1,683 LaDainian Tomlinson, 2002
- 1,645 LaDainian Tomlinson, 2003

Most, Game

- 243 LaDainian Tomlinson, Dec. 28, 2003 vs. Oak.
- 220 LaDainian Tomlinson, Dec. 1, 2002 vs. Denver
- 217 LaDainian Tomlinson, Sept. 29, 2002 vs. N.E.
Gary Anderson, Dec. 18, 1988 vs. Kansas City

Most Games 100 Yards or More, Career

- 46 LaDainian Tomlinson, 2001-09
- 15 Natrone Means, 1993-99
Paul Lowe, 1960-68
- 12 Ryan Mathews, 2010-14

Most Games 100 Yards or More, Season

- 10 LaDainian Tomlinson, 2006
- 7 LaDainian Tomlinson, 2002
Don Woods, 1974
- 6 Ryan Mathews, 2013
LaDainian Tomlinson, 2007
LaDainian Tomlinson, 2004
LaDainian Tomlinson, 2003
Natrone Means, 1994

Most Consecutive Games, 100 Yards or More

- 9 LaDainian Tomlinson, 2006
- 5 Natrone Means, 1994
- 4 LaDainian Tomlinson, 2007

Most Games 200 Yards or More, Career

- 4 LaDainian Tomlinson, 2001-09
- 1 Gary Anderson, 1985-88

Longest Run

- 87t Melvin Gordon, Oct. 29, 2017 at New England
Paul Lowe, Sept. 10, 1961 at Dallas Texans
- 86t Keith Lincoln, Sept. 30, 1962 at Oakland
- 85t LaDainian Tomlinson, Dec. 17, 2006 vs. K.C.

RUSHING TOUCHDOWNS

Most Seasons Leading League

- 3 LaDainian Tomlinson, 2004, 2006, 2007
- 1 Chuck Muncie, 1981
Paul Lowe, 1961, 1965

Most, Career

- 138 LaDainian Tomlinson, 2001-09
- 43 Chuck Muncie, 1980-84
- 39 Austin Ekeler, 2017-23

Most, Season

- 28* LaDainian Tomlinson, 2006
- 19 Chuck Muncie, 1981
- 18 LaDainian Tomlinson, 2005

Most, Game

- 4 LaDainian Tomlinson, Oct. 14, 2007 vs. Oak.
LaDainian Tomlinson, Nov. 12, 2006 at Cin.
LaDainian Tomlinson, Oct. 15, 2006 at S.F.
Chuck Muncie, Nov. 29, 1981 vs. Denver
Clarence Williams, Sept. 16, 1979 vs. Buffalo
- 3 (22x), Last: M.Gordon, Oct. 15, 2018 at Cle.
- 2 (124x), Last: A.Ekeler, Nov. 6, 2023 at NYJ

Most Consecutive Games

- 18* LaDainian Tomlinson, 2004-05
- 9 Natrone Means, 1993-94
- 8 LaDainian Tomlinson, 2006

RUSHING AVERAGE

Most Seasons Leading League (min. 100 att.)

- 2 Paul Lowe, 1960, 1965
- 1 Dickie Post, 1968
Brad Hubbard, 1967
Keith Lincoln, 1963

Highest, Career (minimum 500 att.)

- 4.90 Paul Lowe, 1960-68
- 4.71 Keith Lincoln, 1961-66, '68
- 4.43 Dickie Post, 1967-70

Highest, Season (minimum 100 att.)

- 6.45 Keith Lincoln, 1963
- 6.29 Paul Lowe, 1960
- 5.71 Paul Lowe, 1963

Highest, Game (minimum 10 att.)

- 14.7 Michael Turner, Oct. 7, 2007 at Denver
- 13.8 Keith Lincoln, Sept. 30, 1962 at Oakland
- 13.5 J.K. Dobbins, Sept. 8, 2024 vs. Las Vegas

RUSHING ATTEMPTS

Most, Career

- 2,880 LaDainian Tomlinson, 2001-09
- 1,059 Melvin Gordon, 2015-19
- 1,031 Marion Butts, 1989-93

Most, Season

- 372 LaDainian Tomlinson, 2002
- 348 LaDainian Tomlinson, 2006
- 343 Natrone Means, 1994

Most, Game

- 39 LaDainian Tomlinson, Oct. 20, 2002 at Oak.
Marion Butts, Dec. 17, 1989 at Kansas City
- 37 (3x) Last: L.Tomlinson, Nov. 21, 2004 at Oak.
- 36 LaDainian Tomlinson, Sept. 9, 2001 vs. Was.
Gary Brown, Oct. 5, 1997 at Oakland

PASSING ATTEMPTS

Most Seasons Leading League

- 2 Dan Fouts, 1980, 1981
John Hadl, 1968, 1971
- 1 Philip Rivers, 2015

Most, Career

- 7,591 Philip Rivers, 2004-19
- 5,604 Dan Fouts, 1973-87
- 3,640 John Hadl, 1962-72

Most, Season

- 699 Justin Herbert, 2022
- 672 Justin Herbert, 2021
- 661 Philip Rivers, 2015

Most, Game

- 65 Philip Rivers, Oct. 18, 2015 at Green Bay
- 64 Justin Herbert, Jan. 9, 2022 at Las Vegas (OT)
- 58 Philip Rivers, Oct. 25, 2015 vs. Oakland
Mark Herrmann, Dec. 22, 1985 at K.C.

PASS COMPLETIONS

Most Seasons Leading League

- 2 Dan Fouts, 1980, 1981
John Hadl, 1968, 1971
- 1 Philip Rivers, 2015

Most, Career

- 4,908 Philip Rivers, 2004-19
- 3,297 Dan Fouts, 1973-1987
- 1,824 John Hadl, 1962-1972

Most, Season

- 477 Justin Herbert, 2022
- 443 Justin Herbert, 2021
- 437 Philip Rivers, 2015

Most, Game

- 43 Philip Rivers, Oct. 18, 2015 at Green Bay
- 40 Justin Herbert, Sept. 24, 2023 at Minnesota
- 39 Justin Herbert, Dec. 11, 2022 vs. Miami

Most Consecutive

- 25* Philip Rivers, Nov. 25, 2018 vs. Arizona
- 22 Philip Rivers, Sept. 13, 2015 vs. Detroit –
Sept. 20, 2015 at Cincinnati
- 20 Philip Rivers, Sept. 13, 2015 vs. Detroit

COMPLETION PERCENTAGE

Most Seasons Leading League (min. 140 att.)

- 1 Philip Rivers, 2013
Mark Herrmann, 1985
Dan Fouts, 1979
Tobin Rote, 1963

Highest, Career (minimum 500 att.)

- 66.6 Justin Herbert, 2020-24
- 64.7 Philip Rivers, 2004-19
- 62.2 Drew Brees, 2001-05

Highest, Season (minimum 140 att.)

- 69.5 Philip Rivers, 2013
- 68.2 Justin Herbert, 2022
- 68.3 Philip Rivers, 2018

Highest, Game (minimum 20 att.)

- 96.6 Philip Rivers, Nov. 25, 2018 vs. Ari. (28-of-29)
- 90.0 Philip Rivers, Nov. 1, 2012 vs. K.C. (18-of-20)
- 88.0 Drew Brees, Oct. 31, 2004 vs. Oak. (22-of-25)

PASSING YARDS

Most Seasons Leading League

- 4 Dan Fouts, 1979, 1980, 1981, 1982
- 3 John Hadl, 1965, 1968, 1971
- 1 Philip Rivers, 2010

Most, Career

- 59,271 Philip Rivers, 2004-19
- 43,040 Dan Fouts, 1973-87
- 26,938 John Hadl, 1962-72

Most, Season

- 5,014 Justin Herbert, 2021
- 4,802 Dan Fouts, 1981
- 4,792 Philip Rivers, 2015

Most, Game

- 503 Philip Rivers, Oct. 18, 2015 at Green Bay
- 455 Philip Rivers, Sept. 26, 2010 at Seattle
- 444 Dan Fouts, Dec. 11, 1982 at San Francisco
Dan Fouts, Oct. 19, 1980 vs. N.Y. Giants

Most Games 300 Yards or More, Career

- 70 Philip Rivers, 2004-19
- 51 Dan Fouts, 1973-87
- 25 Justin Herbert, 2020-23

Most Games 300 Yards or More, Season

- 9 Justin Herbert, 2021
- 8 Justin Herbert, 2020
Philip Rivers, 2015, 2019
Dan Fouts, 1980
- 7 Dan Fouts, 1981, 1985

Most Consecutive Games, 300 Yards or More

- 5 Philip Rivers, 2015
- 4 Dan Fouts, 1979, 1980-81
- 3 Justin Herbert, 2020-21, 2021, 2022
Philip Rivers, 2010-11, 2016, 2017
Dan Fouts, 1980, 1985
John Hadl, 1967

Most Games 400 Yards or More, Career

- 11 Philip Rivers, 2004-19
- 6 Dan Fouts, 1973-87
- 1 Justin Herbert, 2020-23
Jim Harbaugh, 1999-2000

Longest Completion

- 99t* Stan Humphries, Sept. 18, 1994 at Seattle
- 91t Jack Kemp, Nov. 12, 1961 at Denver
- 88t Ed Luther, Dec. 3, 1984 vs. Chicago

TOUCHDOWN PASSES

Most Seasons Leading League

- 2 Dan Fouts, 1981, 1982
John Hadl, 1968, 1971
- 1 Philip Rivers, 2008

Most, Career

- 397 Philip Rivers, 2004-19
- 254 Dan Fouts, 1973-87
- 201 John Hadl, 1962-72

Most, Season

- 38 Justin Herbert, 2021
- 34 Philip Rivers, 2008
- 33 Philip Rivers, 2017-18
Dan Fouts, 1981

Most, Game

- 6 Dan Fouts, Nov. 22, 1981 at Oakland
- 5 (4x), Last: Drew Brees, Oct. 31, 2004 vs. Oak.
- 4 (32x), Last: J.Herbert, Nov. 12, 2023 vs. Det.

Most Consecutive Games

- 28 Philip Rivers, 2012-14
- 27 Philip Rivers, 2017-18
- 26 Justin Herbert, 2020-23

INTERCEPTIONS THROWN

Most Seasons Leading League (Most INTs)

- 2 Philip Rivers, 2014, 2016
John Hadl, 1968, 1972

Most, Career

- 242 Dan Fouts, 1973-87
- 211 John Hadl, 1962-72
- 198 Philip Rivers, 2004-19

Most, Season

- 32 John Hadl, 1968
- 26 John Hadl, 1972
- 25 John Hadl, 1971
Jack Kemp, 1960

Most, Game

- 6 Ed Luther, Oct. 31, 1983 vs. Washington
John Hadl, Dec. 8, 1968 vs. Kansas City
- 5 (9x), Last: C.Wheilihan, Dec. 13, 1998 at Sea.
- 4 (33x), Last: P.Rivers, Nov. 18, 2019 vs. K.C.

Fewest, Season (minimum 150 att.)

- 1 Easton Stick, 2023 (174 att.)
- 3 Ed Luther, 1984 (151 att.)
- 4 Doug Flutie, 2003 (167 att.)
John Friesz, 1993 (238 att.)

Most Consecutive Attempts, None Intercepted

- 233 Justin Herbert, Dec. 26, 2022-Oct. 1, 2023
- 194 Drew Brees, Oct. 17-Dec. 5, 2004
- 170 Philip Rivers, Nov. 27-Dec. 24, 2011

Lowest Percentage, Season (minimum 150 att.)

- 0.6 Easton Stick, 2023
- 1.4 Justin Herbert, 2022
- 1.5 Justin Herbert, 2023

PASSER RATING

Most Seasons Leading League (min. 300 att.)

- 1 Philip Rivers, 2008

Highest, Career (minimum 500 att.)

- 95.6 Justin Herbert, 2020-24
- 95.1 Philip Rivers, 2004-19
- 84.9 Drew Brees, 2001-05

Highest, Season (minimum 300 att.)

- 105.5 Philip Rivers, 2008, 2013, 2018
- 104.8 Drew Brees, 2004
- 104.4 Philip Rivers, 2009

Highest, Game (minimum 20 att.)

- 157.1 Dan Fouts, Sept. 7, 1981 at Cleveland
- 154.4 Philip Rivers, Dec. 8, 2019 at Jacksonville
- 153.1 Drew Brees, Oct. 31, 2004 vs. Oakland

RECEIVING YARDS

Most Seasons Leading League

- 3 Lance Alworth, 1965, 1966, 1968
- 1 Wes Chandler, 1982
John Jefferson, 1980

Most, Career

- 11,841 Antonio Gates, 2003-18
- 10,530 Keenan Allen, 2013-23
- 9,584 Lance Alworth, 1962-70

Most, Season

- 1,602 Lance Alworth, 1965
- 1,393 Keenan Allen, 2017
- 1,383 Lance Alworth, 1966

Most, Game

- 260 Wes Chandler, Dec. 20, 1982 vs. Cincinnati
- 243 Wes Chandler, Sept. 15, 1985 vs. Seattle
- 232 Lance Alworth, Oct. 20, 1963 at Kansas City

Most Games 100 Yards or More, Career

- 41 Lance Alworth, 1962-70
- 38 Keenan Allen, 2013-23
- 24 Kellen Winslow, 1979-87

Most Games 100 Yards or More, Season

- 9 Lance Alworth, 1965
- 8 Lance Alworth, 1966
- 7 Keenan Allen, 2017
John Jefferson, 1980

Most Consecutive Games, 100 Yards or More

- 5 Lance Alworth, 1966
- 4 Keenan Allen, 2017
Wes Chandler, 1982
John Jefferson, 1979-80
Charlie Joiner, 1976
Lance Alworth, 1968
Lance Alworth, 1965
- 3 Keenan Allen, 2023
Kellen Winslow, 1982
Kellen Winslow, 1980
John Jefferson, 1980
John Jefferson, 1979
Gary Garrison, 1971
Lance Alworth, 1967
Lance Alworth, 1965
Lance Alworth, 1964

Most Games 200 Yards or More, Career

- 5* Lance Alworth, 1962-70
- 2 Wes Chandler, 1981-87
- 1 Keenan Allen, 2013-23
Malcom Floyd, 2004-15

Longest Reception

- 99t* Tony Martin, Sept. 18, 1994 at Seattle
- 91t Keith Lincoln, Nov. 12, 1961 at Denver
- 88t Bobby Duckworth, Dec. 3, 1984 at Chicago

RECEIVING AVERAGE

Most Seasons Leading League (min. 35 rec.)

- 1 Mike Williams, 2019
Malcom Floyd, 2011
Wes Chandler, 1982
Gary Garrison, 1970
Lance Alworth, 1965

Average per Catch, Career (minimum 250 rec.)

- 19.4 Lance Alworth, 1962-70
- 18.6 Gary Garrison, 1966-76
- 17.5 Vincent Jackson, 2005-11

Average per Catch, Season (minimum 35 rec.)

- 23.2 Lance Alworth, 1965
- 22.9 Gary Garrison, 1970
- 21.2 Gary Garrison, 1968, 1971

Highest, Game (minimum 5 rec.)

- 36.0 Lance Alworth, Nov. 2, 1963 at New York Jets
- 33.6 Lance Alworth, Nov. 15, 1964 at Kansas City
- 32.0 Lance Alworth, Dec. 19, 1965 vs. Oakland

RECEPTIONS

Most Seasons Leading League

- 3 Lance Alworth, 1966, 1968, 1969
- 2 Kellen Winslow, 1980, 1981

Most, Career

- 955 Antonio Gates, 2003-18
- 904 Keenan Allen, 2013-23
- 586 Charlie Joiner, 1976-86

Most, Season

- 108 Keenan Allen, 2023
- 107 Austin Ekeler, 2022
- 106 Keenan Allen, 2021

Most, Game

- 18 Keenan Allen, Sept. 24, 2023 at Minnesota
- 16 Keenan Allen, Nov. 22, 2020 vs. N.Y. Jets
- 15 Austin Ekeler, Oct. 6, 2019 vs. Denver
Keenan Allen, Sept. 13, 2015 vs. Detroit
Kellen Winslow, Oct. 7, 1984 at Green Bay

Most Consecutive Games With a Catch

- 96 Lance Alworth, 1962-69
- 80 Antonio Gates, 2003-08
- 78 Charlie Joiner, 1978-84

RECEIVING TOUCHDOWNS

Most Seasons Leading League

- 3 Lance Alworth, 1964, 1965, 1966
- 2 John Jefferson, 1978, 1980
- 1 Tony Martin, 1996
Wes Chandler, 1982

Most, Career

- 116 Antonio Gates, 2003-18
- 81 Lance Alworth, 1962-70
- 59 Keenan Allen, 2013-23

Most, Season

- 14 Tony Martin, 1996
Lance Alworth, 1965
- 13 Antonio Gates, 2004
John Jefferson, 1978, 1980
Lance Alworth, 1964, 1966
- 12 Antonio Gates, 2014
Gary Garrison, 1970

Most, Game

- 5* Kellen Winslow, Nov. 22, 1981 at Oakland
- 4 Lance Alworth, Dec. 1, 1968 at Denver
- 3 (14x) Last: D.Woodhead, Dec. 20, 2015 vs. Mia.

Most Consecutive Games

- 9 Antonio Gates, 2009-10
Lance Alworth, 1963
- 7 Lance Alworth, 1967
- 6 John Jefferson, 1980
Lance Alworth, 1964

SCRIMMAGE YARDS

Most Seasons Leading League

- Lance Alworth, 1965, 1968
- LaDainian Tomlinson, 2003

Most, Career

- 16,445 LaDainian Tomlinson, 2001-09
11,841 Antonio Gates, 2003-18
10,643 Keenan Allen, 2013-23

Most, Season

- 2,370 LaDainian Tomlinson, 2003
2,323 LaDainian Tomlinson, 2006
2,172 LaDainian Tomlinson, 2002

Most, Game

- 271 LaDainian Tomlinson, Dec. 1, 2002 vs. Den.
261 Melvin Gordon, Nov. 6, 2016 vs. Tennessee
260 LaDainian Tomlinson, Dec. 28, 2003 vs. Oak.
Wes Chandler, Dec. 20, 1982 vs. Cincinnati

Most Games 100 Yards or More, Career

- 79 LaDainian Tomlinson, 2001-09
44 Lance Alworth, 1962-70
39 Keenan Allen, 2013-23

Most Games 100 Yards or More, Season

- 14 LaDainian Tomlinson, 2006
11 LaDainian Tomlinson, 2003
10 Ryan Mathews, 2011
LaDainian Tomlinson, 2004
LaDainian Tomlinson, 2002

Most Consecutive Games, 100 Yards or More

- 11 LaDainian Tomlinson, 2006
6 Melvin Gordon, 2018
Ryan Mathews, 2011
LaDainian Tomlinson, 2007
LaDainian Tomlinson, 2004
5 Natrone Means, 1994
Lydell Mitchell, 1978

Most Games 200 Yards or More, Career

- 12 LaDainian Tomlinson, 2001-09
5 Lance Alworth, 1962-70
2 Lionel James, 1984-88
Wes Chandler, 1981-87

INTERCEPTIONS

Most Seasons Leading League

- Casey Hayward, 2016
- Eric Weddle, 2011
- Antonio Cromartie, 2007

Most, Career

- 42 Gill Byrd, 1983-92
29 Dick Harris, 1960-65
26 Rodney Harrison, 1994-2002

Most, Season

- 10 Antonio Cromartie, 2007
9 Charlie McNeil, 1961
8 (4x) Last: Ryan McNeil, 2001

Most, Game

- 3 Antonio Cromartie, Nov. 11, 2007 vs. Ind.
Dwayne Harper, Nov. 27, 1995 vs. Oakland
Pete Shaw, Nov. 2, 1980 at Cincinnati
Clarence Duren, Oct. 30, 1977 at Miami
Chris Fletcher, Nov. 30, 1975 at Denver (OT)
Joe Beauchamp, Sept. 24, 1972 vs. Denver
Leslie "Speedy" Duncan, Sept. 25, 1966 at Oak.
Bud Whitehead, Oct. 10, 1965 at Buffalo
Dick Harris, Nov. 17, 1963 at Buffalo
C.McNeil, Sept. 24, 1961 vs. Houston Oilers
C.McNeil, Dec. 18, 1960 vs. Titans of N.Y.
2 (86x) Last: Kyzir White, Oct. 17, 2021 at Bal.

Most Consecutive Games

- 5 Charlie McNeil, 1961
4 Greg Jackson, 1998
Gill Byrd, 1989
Mike Fuller, 1977
Bryant Salter, 1972
3 (18x) Last: Stephen Cooper, 2008

INTERCEPTION RETURN YARDS

Most Seasons Leading League

- Vencie Glenn, 1987
- Charlie McNeil, 1961

Most, Career

- 546 Gill Byrd, 1983-92
502 Charlie McNeil, 1960-64
477 Kenny Graham, 1964-69

Most, Season

- 349 Charlie McNeil, 1961
224 Stanley Richard, 1994
166 Vencie Glenn, 1987

Most, Game

- 177* Charlie McNeil, Sept. 24, 1961 vs. Hou. Oilers
106 Woodrow Lowe, Nov. 18, 1979 vs. Pittsburgh
103 Vencie Glenn, Nov. 29, 1987 vs. Denver

Longest Return

- 103t Vencie Glenn, Nov. 29, 1987 vs. Denver
102t Donald Frank, Oct. 31, 1993 at L.A. Raiders
100t Leslie "Speedy" Duncan, Oct. 15, 1967 vs. K.C.

INTERCEPTION TOUCHDOWNS

Most Seasons Leading League

- Clinton Hart, 2005
- Jeffery Dale, 1985
- John Hendy, 1985
- Gill Byrd, 1984
- Woodrow Lowe, 1979
- Fred Dean, 1977
- Leroy Jones, 1977
- Kenny Graham, 1969
- Joe Beauchamp, 1968
- Earl Faison, 1964
- Henry Schmidt, 1964
- Claude Gibson, 1962
- Dick Harris, 1961

Most, Career

- 5 Kenny Graham, 1964-69
Dick Harris, 1960-65
4 Woodrow Lowe, 1976-86
3 Eric Weddle, 2007-15
Joe Beauchamp, 1966-75

Most, Season

- 3 Dick Harris, 1961
2 (9x) Last: Demorrio Williams, 2012
1 (77x) Last: Bryce Callahan, 2022

Most, Game

- 1 (98x) Last: B.Callahan, Dec. 4, 2022 at L.V.

SACKS

Most Seasons Leading League

- Shawne Merriman, 2006

Most, Career

- 105.5 Leslie O'Neal, 1986-95
69.5 Shaun Phillips, 2004-12
68.0 Joey Bosa, 2016-23

Most, Season

- 17.5 Gary Johnson, 1980
17.0 Khalil Mack, 2023
Shawne Merriman, 2006
Leslie O'Neal, 1992
Steve DeLong, 1969
15.5 Fred Dean, 1978

Most, Game (since 1982)

- 6.0 Khalil Mack, Oct. 1, 2023 vs. Las Vegas
5.0 Leslie O'Neal, Nov. 16, 1986 vs. Dallas
4.0 Antwan Barnes, Dec. 18, 2011 vs. Baltimore
Shaun Phillips, Oct. 3, 2010 vs. Arizona
Leslie O'Neal, Oct. 22, 1995 at Seattle
Leslie O'Neal, Dec. 6, 1992 at Phoenix
Leslie O'Neal, Dec. 22, 1991 vs. Denver

PUNTS

Most Seasons Leading League

- Paul Maguire, 1962

Most, Career

- 771 Darren Bennett, 1995-2003
756 Mike Scifres, 2003-15
519 Dennis Pardee, 1968-75

Most, Season

- 95 Darren Bennett, 1998
92 Darren Bennett, 2000
89 Darren Bennett, 1997, 1999

Most, Game

- 11 (5x), Last: D.Bennett, Oct. 11, 1998 at Oak.
10 (10x) Last: D.Kaser, Nov. 12, 2017 at Jax.
9 (14x), Last: D.Kaser, Dec. 24, 2017 at N.Y. Jets

PUNT YARDS

Most Seasons Leading League

- Paul Maguire, 1962

Most, Career

- 34,152 Mike Scifres, 2003-15
33,776 Darren Bennett, 1995-2003
21,417 Dennis Pardee, 1968-75

Most, Season

- 4,248 Darren Bennett, 2000
4,174 Darren Bennett, 1998
3,972 Darren Bennett, 1997

Most, Game

- 522 Darren Bennett, Oct. 11, 1998 at Oakland
493 Mike Scifres, Nov. 18, 2012 at Denver
492 Dennis Pardee, Nov. 10, 1974 at Kansas City

Longest Punt

- 83 JK Scott, Dec. 10, 2023 vs. Denver
82 Paul Maguire, Nov. 19, 1961 vs. Dallas Texans
73 Dennis Pardee, Oct. 17, 1971 at Denver

PUNTING AVERAGE

Most Seasons Leading League (min. 50 punts)

- Darren Bennett, 2000

Highest, Career (minimum 100 punts)

- 47.4 Drew Kaser, 2016-18
46.5 Ty Long, 2019-21
45.2 Mike Scifres, 2003-15

Highest, Season (minimum 50 punts)

- 48.3 Mike Scifres, 2012
48.1 Drew Kaser, 2017
46.8 Ty Long, 2020

Highest, Game (minimum 4 punts)

- 59.5 Mike Scifres, Oct. 17, 2010 at St. Louis
Darren Bennett, Oct. 1, 1995 at Pittsburgh
57.4 JK Scott, Dec. 10, 2023 vs. Denver
57.0 Drew Kaser, Oct. 30, 2016 at Denver
Mike Scifres, Oct. 19, 2014 vs. Kansas City
Darren Bennett, Sept. 17, 2000 at Kansas City

PUNT RETURN YARDS

Most Seasons Leading League

- Leslie "Speedy" Duncan, 1965

Most, Career

- 2,388 Mike Fuller, 1975-80
1,651 Leslie "Speedy" Duncan, 1964-70
1,407 Darrien Gordon, 1993-96

Most, Season

- 537 Darrien Gordon, 1996
489 Eric Metcalf, 1997
475 Darrien Gordon, 1994

Most, Game

- 168 Eric Metcalf, Nov. 2, 1997 at Cincinnati
136 Mike Fuller, Nov. 21, 1976 at Buffalo
133 Andre Coleman, Sept. 17, 1995 at Philadelphia

Longest Return

- 95t Leslie "Speedy" Duncan, Nov. 24, 1968 vs. NYJ
90t Darrien Gordon, Sept. 25, 1994 at L.A. Raiders
88t Andre Coleman, Sept. 17, 1995 at Philadelphia
Mike Fuller, Oct. 9, 1977 at New Orleans

PUNT RETURN AVERAGE

Most Seasons Leading League (min. 20 ret.)

- 1 Derius Davis, 2023
- Ron Smith, 1973
- Leslie "Speedy" Duncan, 1965

Highest, Career (minimum 50 ret.)

- 13.7 Darrien Gordon, 1993-96
- 12.0 Leslie "Speedy" Duncan, 1964-70
- 11.3 Mike Fuller, 1975-80

Highest, Season (minimum 20 ret.)

- 16.0 Derius Davis, 2023
- 15.5 Leslie "Speedy" Duncan, 1965
- 14.9 Darrien Gordon, 1996

PUNT RETURN TOUCHDOWNS

Most Seasons Leading League

- 2 Leslie "Speedy" Duncan, 1965, 1966
- 1 Derius Davis, 2023
- Desmond King, 2018
- Eric Metcalf, 1997
- Andre Coleman, 1995
- Darrien Gordon, 1994
- Nate Lewis, 1990
- Kitrick Taylor, 1990
- Ron Smith, 1973

Most, Career

- 4 Leslie "Speedy" Duncan, 1964-70
- 3 Eric Metcalf, 1997
- Darrien Gordon, 1993-96
- 2 (5x) Last: Desmond King, 2017-19

Most, Season

- 3 Eric Metcalf, 1997
- 2 (3x) Last: Darrien Gordon, 1994
- 1 (20x) Last: Derius Davis, 2023

Most, Game

- 2* Eric Metcalf, Nov. 2, 1997 at Cincinnati
- 1 (26x) Last: Derius Davis, Nov. 6, 2023 at NYJ

PUNT RETURNS

Most, Career

- 212 Mike Fuller, 1975-80
- 138 Leslie "Speedy" Duncan, 1964-70
- 124 Lionel James, 1984-88

Most, Season

- 46 Mike Fuller, 1979
- 45 Eric Metcalf, 1997
- 39 Mike Fuller, 1978

Most, Game

- 8 (4x) Last: Leon Johnson, Dec. 7, 2003 at Det.
- 7 (4x) Last: M.Fuller, Dec. 17, 1978 at Hou. Oilers
- 6 (9x) Last: J.Herndon, Dec. 20, 2015 vs. Mia.

Most Fair Catches, Season

- 29 Derius Davis, 2023
- 25 Travis Benjamin, 2017
- 24 Kenny Graham, 1969

Most Fair Catches, Game

- 6 Derius Davis, Dec. 10, 2023 vs. Denver
- Phil McConkey, Dec. 17, 1989 at Kansas City
- 5 Travis Benjamin, Oct. 22, 2017 vs. Denver
- Jeff Graham, Sept. 3, 2000 at Oakland
- Kenny Graham, Oct. 4, 1969 vs. Cincinnati

KICKOFF RETURN YARDS

Most Seasons Leading League

- 1 Ronney Jenkins, 2001
- Lionel James, 1984
- James Brooks, 1982

Most, Career

- 6,469 Darren Sproles, 2005-10
- 3,997 Ronney Jenkins, 2000-02
- 3,914 Andre Coleman, 1994-96

Most, Season

- 1,541 Ronney Jenkins, 2001
- 1,531 Ronney Jenkins, 2000
- 1,528 Darren Sproles, 2005

Most, Game

- 250 Ronney Jenkins, Nov. 18, 2001 at Oakland
- 221 Ronney Jenkins, Sept. 10, 2000 vs. N.O.
- 215 Richard Goodman, Jan. 1, 2012 at Oakland

Longest Return

- 105t Richard Goodman, Jan. 1, 2012 at Oakland
- 103t Darren Sproles, Sept. 14, 2008 at Denver
- Keith Lincoln, Sept. 16, 1962 vs. Titans of N.Y.
- 101t Andre Roberts, Jan. 2, 2022 vs. Denver

KICKOFF RETURN AVERAGE

Most Seasons Leading League (min. 10 ret.)

- 1 Jimmy Warren, 1964

Highest, Career (minimum 75 ret.)

- 25.3 Leslie "Speedy" Duncan, 1964-70
- 25.1 Darren Sproles, 2005-10
- 24.2 Ronney Jenkins, 2000-02

Highest, Season (minimum 10 ret.)

- 32.8 Andre Roberts, 2021
- 29.7 Antonio Cromartie, 2006
- 28.9 Nasir Adderley, 2020

KICKOFF RETURN TOUCHDOWNS

Most Seasons Leading League

- 2 Anthony Miller, 1988, 1989
- 1 Richard Goodman, 2011
- Ronney Jenkins, 2001
- Andre Coleman, 1995
- Nate Lewis, 1991
- Jamie Holland, 1988
- Keith Lincoln, 1962

Most, Career

- 4 Andre Coleman, 1994-96
- 3 Ronney Jenkins, 2000-02
- 2 Darren Sproles, 2005-10
- Anthony Miller, 1988-93

Most, Season

- 2 Ronney Jenkins, 2001
- Andre Coleman, 1995
- Andre Coleman, 1994
- 1 (14x) Last: Andre Roberts, 2021

Most, Game

- 1 (20x) Last: A.Roberts, Jan. 2, 2022 vs. Den.

KICKOFF RETURNS

Most Seasons Leading League

- 1 Lionel James, 1984
- James Brooks, 1982

Most, Career

- 258 Darren Sproles, 2005-10
- 166 Andre Coleman, 1994-96
- 165 Ronney Jenkins, 2000-02

Most, Season

- 67 Ronney Jenkins, 2000
- 63 Darren Sproles, 2005
- 62 Andre Coleman, 1995

Most, Game

- 8 (5x) Last: Darren Sproles, Oct. 26, 2008 at N.O. in London
- 7 (13x) Last: D.Sproles, Oct. 19, 2009 vs. Den.
- 6 (36x) Last: R.Goodman, Jan. 1, 2012 at Oak.

COMBINED KICK & PUNT RETURN YARDS

Most Seasons Leading League

- 1 James Brooks, 1982
- Leslie "Speedy" Duncan, 1965

Most, Career

- 7,404 Darren Sproles, 2005-10
- 5,037 Leslie "Speedy" Duncan, 1964-70
- 4,240 Andre Coleman, 1994-96

Most, Season

- 1,737 Andre Coleman, 1995
- 1,636 Darren Sproles, 2005
- 1,625 Darren Sproles, 2008

COMBINED KICK & PUNT RETURNS

Most Seasons Leading League

- 1 Leslie "Speedy" Duncan, 1965

Most, Career

- 372 Darren Sproles, 2005-10
- 289 Mike Fuller, 1975-80
- 272 Leslie "Speedy" Duncan, 1964-70

Most, Season

- 90 Andre Coleman, 1995
- 81 Darren Sproles, 2005
- 80 Darren Sproles, 2009

SERVICE

Most Seasons

- 17 David Binn, 1994-2010
- 16 Philip Rivers, 2004-19
- Antonio Gates, 2003-18
- 15 Dan Fouts, 1973-87
- Russ Washington, 1968-82
- 14 Don Macek, 1976-89
- Doug Wilkerson, 1971-84

Most Games

- 256 David Binn, 1994-10
- 236 Antonio Gates, 2003-18
- 228 Philip Rivers, 2004-19
- 200 Junior Seau, 1990-2002
- Russ Washington, 1968-82

Most Consecutive Games

- 225 Philip Rivers, 2005-19
- 179 David Binn, 1994-10
- 178 Russ Washington, 1968-80

Most Consecutive Starts

- 224 Philip Rivers, 2006-19
- 148 Russ Washington, 1970-80
- 140 Walt Sweeney, 1964-73

TEAM RECORDS

*NFL Record | †strike-shortened 1982 season

GAMES WON

Most, Season

- 14 2006
- 13 2009
- 12 1961, 1979, 2004, 2018

Fewest, Season

- 1 2000
- 2 1973, 1975
- 4 1962, 1972, 1986, 1991, 1997, 2003, 2015

Most Consecutive

- 15 Nov. 27, 1960–Dec. 3, 1961
- 11 (3x) Last: Sept. 17, 2009–Jan. 3, 2010
- 8 (7x) Last: Oct. 25, 2004–Dec. 13, 2004

Most Consecutive at Home

- 10 Nov. 5, 1978–Nov. 25, 1979
- 9 (3x) Last: Sept. 17, 2006–Sept. 9, 2007
- 8 (4x) Last: Sept. 17, 2006–Dec. 31, 2006

Most Consecutive on Road

- 11 Oct. 2, 1960–Nov. 12, 1961
- 6 (4x) Last: Oct. 14, 2018 –Dec. 30, 2018
- 5 (5x) Last: Oct. 14, 2018 –Dec. 13, 2018

Most Consecutive at Start of Season

- 11 1961
- 6 1994
- 4 1966, 1980, 2002

GAMES LOST

Most, Season

- 15 2000
- 12 1975, 1986, 1991, 1997, 2003, 2015, 2023
- 11 1973, 1998, 2001, 2016, 2019

Fewest, Season

- 2 1961, 1965, 2006
- 3 2009, 1963, 1982†
- 4 1960, 1979, 2004, 2018

Most Consecutive

- 11 (2x) Last: Sept. 3, 2000–Nov. 19, 2000
- 9 (5x) Last: Dec. 4, 2016–Oct. 1, 2017
- 8 (9x) Last: Dec. 4, 2016–Sept. 24, 2017

Most Consecutive at Home

- 7 Nov. 13, 2016–Oct. 1, 2017
- 6 (2x) Last: Nov. 13, 2016–Sept. 24, 2017
- 5 (11x) Last: Nov. 12, 2023–Jan. 7, 2024

Most Consecutive on Road

- 11 Oct. 6, 1985–Oct. 26, 1986
- 8 (4x) Last: Sept. 3, 2000–Dec. 17, 2000
- 7 (7x) Last: Nov. 10, 2002–Oct. 5, 2003

Most Consecutive on Road w/o Victory (Ties incl.)

- 14 Nov. 22, 1970–Nov. 19, 1972

POINTS

Most Seasons Leading League

- 6 1963, 1965, 1981, 1982, 1985, 2006

Most, Season

- 492 2006
- 478 1981
- 474 2021

Most, Game

- 58 Dec. 22, 1963 vs. Denver
- 55 Nov. 22, 1981 at Oakland
- Oct. 20, 1968 vs. Denver
- 54 Nov. 19, 2017 vs. Buffalo

Most Game, Both Teams

- 98 Dec. 8, 1985 vs. Pittsburgh
- 93 Dec. 18, 1960 vs. Titans of New York
- 90 Nov. 12, 2006 at Cincinnati

Most, Half

- 42 Nov. 12, 2006 at Cincinnati (2nd half)
- 41 Nov. 5, 1961 vs. Titans of N.Y. (2nd half)
- 37 Nov. 19, 2017 vs. Buffalo (1st half)

Most, Quarter

- 28 Nov. 25, 2018 vs. Arizona (2nd quarter)
- Nov. 15, 1964 at K.C. (2nd quarter)
- Nov. 5, 1961 vs. Titans of N.Y. (3rd quarter)
- Sept. 24, 1961 vs. Houston Oilers (2nd quarter)

Most, Quarter, Both Teams

- 41 Nov. 21, 2021 vs. Pittsburgh (4th quarter)
- Oct. 10, 2021 vs. Cleveland (4th quarter)
- 38 Dec. 26, 2021 at Houston (4th quarter)
- Sept. 14, 2008 at Denver (2nd quarter)
- Oct. 19, 1986 at Kansas City (2nd quarter)
- Oct. 6, 1963 at Denver (2nd quarter)
- Oct. 7, 1961 at Boston (2nd quarter)

Fewest, Season

- 188 1973
- 189 1975
- 212 1974

Fewest, Game

- 0 (29x) Last: Dec. 6, 2020 vs. New England

Most Consecutive Games Not Shutout

- 240 Nov. 7, 1999–Nov. 2, 2014
- 114 Oct. 4, 1992–Oct. 24, 1999
- 105 Sept. 7, 1962–Oct. 26, 1969
- 98 Nov. 16, 2014–Nov. 29, 2020

TOUCHDOWNS

Most Seasons Leading League

- 6 1963, 1979, 1981, 1982, 1985, 2006

Most, Season

- 61 1981
- 60 1985
- 59 2006

Most, Game

- 8 Dec. 8, 1985 vs. Pittsburgh
- Nov. 22, 1981 at Oakland
- 7 (9x) Last: Oct. 10, 2021 vs. Cleveland
- 6 (37x) Last: Dec. 8, 2019 at Jacksonville

Fewest, Season

- 22 1973, 1975
- 23 1998
- 25 1977, 1999

POINTS AFTER TOUCHDOWN

Most Seasons Leading League

- 5 1965, 1981, 1982, 1985, 2006

Most, Season

- 58 2006
- 55 1981
- 54 2004

Most, Game

- 7 (7x) Last: Dec. 28, 2008 vs. Denver
- 6 (30x) Last: Dec. 8, 2019 at Jacksonville
- 5 (54x) Last: Nov. 12, 2023 vs. Detroit

Fewest, Season

- 19 1973, 1998
- 20 1975
- 21 1977

TWO-POINT CONVERSIONS

Most Seasons Leading League

- 4 2008, 2010, 2018, 2021

Most, Season

- 7 2021
- 6 2018
- 3 1994

Most, Game (since 1994)

- 2 Dec. 2, 2018 at Pittsburgh
- Sept. 9, 2018 vs. Kansas City
- Oct. 25, 2015 vs. Oakland
- 1 (39x) Last: Sept. 17, 2023 at Tennessee

Most Attempts, Season

- 11 2021
- 8 2018
- 7 1994

Most Attempts, Game (since 1994)

- 3 Dec. 26, 2021 at Houston
- Sept. 9, 2018 vs. Kansas City
- Sept. 4, 1994 at Denver
- 2 (6x) Last: Oct. 10, 2021 vs. Cleveland
- 1 (51x) Last: Sept. 8, 2024 vs. Las Vegas

FIELD GOALS

Most Seasons Leading League

- 2 1994, 2009

Most, Season

- 34 1994, 2013
- 32 2009
- 31 1993, 1999, 2022, 2023

Most, Game

- 6 (3x) Last: Oct. 5, 1997 at Oakland
- 5 (12x) Last: Dec. 23, 2023 vs. Buffalo
- 4 (39x) Last: Jan. 7, 2024 vs. Kansas City

Most Attempts, Season

- 43 2001
- 40 1993
- 38 1994

Most Attempts, Game

- 7 Oct. 8, 1966 at N.Y. Jets
- 6 (6x) Last: Nov. 19, 2017 vs. Buffalo
- 5 (28x) Last: Dec. 23, 2023 vs. Buffalo

Most, Game, Both Teams

- 9 Sept. 29, 1996 vs. Kansas City
- 8 Nov. 3, 1996 at Indianapolis
- Nov. 9, 1975 vs. New England
- 7 (17x) Last: Oct. 17, 2022 vs. Denver (OT)

Most Attempts, Game, Both Teams

- 10 (4x) Last: Dec. 12, 1999 vs. Seattle
- 9 (3x) Last: Dec. 1, 2002 vs. Denver
- 8 (24x) Last: Dec. 31, 2023 at Denver

Fewest Made, Season

- 6 1974
- 10 1976
- 12 1964, 1970, 1973, 1975

Fewest Attempts, Season

- 16 1974
- 19 1970
- 20 1962, 1976, 1988, 2003

FIRST DOWNS

Most Seasons Leading League (Total)

7 1965, 1969, 1980, 1981, 1982, 1983, 1985

Most, Season

401 2021
380 1985
379 1981

Most, Game

35 Oct. 19, 1986 at Kansas City
34 Nov. 18, 1984 vs. Miami (OT)
Dec. 20, 1982 vs. Cincinnati
33 Nov. 21, 2021 vs. Pittsburgh
Sept. 9, 2018 vs. Kansas City
Sept. 15, 2013 at Philadelphia
Oct. 31, 2004 vs. Oakland

Most, Game, Both Teams

62 Sept. 15, 1985 vs. Seattle
60 Sept. 10, 2023 vs. Miami
58 Dec. 29, 2002 vs. Seattle (OT)
Sept. 22, 1985 at Cincinnati
Nov. 18, 1984 vs. Miami (OT)

Fewest, Season

198 1973, 1975
208 1961
217 1962

Fewest, Game

3 Nov. 30, 1975 at Denver (OT)
5 Nov. 16, 2003 at Denver
Oct. 5, 1970 vs. Oakland
6 Dec. 24, 2000 vs. Pittsburgh
Nov. 22, 1987 at Seattle

Most Seasons Leading League (Rushing)

3 1963, 1965, 2006

Most by Rushing, Season

137 2006
131 2004
127 1965, 1981

Most by Rushing, Game

19 Nov. 27, 1960 vs. Oakland
18 Oct. 3, 1965 vs. Houston Oilers
17 (4x) Last: Sept. 10, 2023 vs. Miami

Fewest by Rushing, Game

0 Dec. 5, 2010 vs. Oakland
Nov. 14, 1999 at Oakland
1 (18x) Last: Oct. 29, 2023 vs. Chicago
2 (54x) Last: Oct. 16, 2023 vs. Dallas

Most Seasons Leading League (Passing)

7 1968, 1971, 1980, 1981, 1982, 1983, 1985

Most by Passing, Season

259 1985
256 2021
244 1980

Most by Passing, Game

27 Sept. 15, 1985 vs. Seattle
26 Oct. 18, 2015 at Green Bay
23 Dec. 20, 1982 vs. Cincinnati
Oct. 19, 1980 vs. N.Y. Giants

Fewest by Passing, Season

89 1975
93 1973
110 1961

Fewest by Passing, Game

0 Sept. 20, 1998 at Kansas City
1 Nov. 30, 1975 at Denver (OT)
2 (3x) Last: Nov. 16, 2003 at Denver

Most Seasons Leading League (Penalty)

2 1960, 1970

Most by Penalty, Season

39 2013, 2019
37 2004, 2014
36 2016, 2020

Most by Penalty, Game

7 Oct. 17, 2022 vs. Denver (OT)
Nov. 13, 2016 vs. Tennessee
Nov. 15, 1998 vs. Baltimore
Nov. 30, 1997 vs. Denver
6 (5x) Last: Nov. 30, 2014 at Baltimore
5 (23x) Last: Nov. 21, 2021 vs. Pittsburgh

Fewest by Penalty, Season

11 1975
12 1964
13 1968

NET YARDS GAINED

Most Seasons Leading League

8 1963, 1965, 1980, 1981, 1982, 1983, 1985, 2010

Most, Season

6,744 1981
6,634 2021
6,535 1985

Most, Game

661 Dec. 20, 1982 vs. Cincinnati
593 Nov. 10, 1985 vs. L.A. Raiders
581 Oct. 20, 1968 vs. Denver

Most, Game, Both Teams

1,102 Dec. 20, 1982 vs. Cincinnati
1,057 Oct. 20, 1968 vs. Denver
1,050 Sept. 15, 2013 at Philadelphia

Fewest, Season

3,411 1975
3,622 1973
3,953 1970

Fewest, Game

70 Nov. 2, 1969 at Denver
93 Oct. 5, 1975 vs. Oakland
96 Nov. 16, 2003 at Denver

Most Total Offensive Plays, Season

1,154 1984, 2022
1,135 1980
1,129 1981

Fewest Total Offensive Plays, Season

617 1982[†]
753 1963
759 1964

RUSHING

Most Seasons Leading League (Attempts)

1 1965

Most Attempts, Season

590 1978
525 2004
522 2006

Most Attempts, Game

58 Nov. 20, 1977 vs. Oakland
53 Dec. 16, 2007 vs. Detroit
Sept. 10, 1978 vs. Oakland
Dec. 3, 1972 vs. Oakland
52 Nov. 27, 1960 vs. Oakland

Fewest Attempts, Season

267 1982[†]
351 2000
361 1966

Most Seasons Leading League (Yards)

2 1963, 1965

Most Yards, Season

2,578 2006
2,257 1990
2,248 1991

Most Yards, Game

289 Dec. 28, 2008 vs. Denver
287 Oct. 13, 1963 vs. N.Y. Jets
274 Dec. 16, 2007 vs. Detroit

Fewest Yards, Game

2 Dec. 17, 1961 vs. Boston
3 Nov. 19, 1961 vs. Dallas Texans
11 Nov. 20, 1960 vs. Buffalo

Most Seasons Leading League (Touchdowns)

4 1961, 1981, 1982, 2006

Most Touchdowns, Season

32 2006
26 1981
25 1979

Fewest Touchdowns, Season

4 2012, 2015
5 1997
6 2014

Most Touchdowns, Game

5 (4x) Last: Dec. 28, 2008 vs. Denver
4 (22x) Last: Dec. 25, 2009 at Tennessee
3 (49x) Last: Sept. 10, 2023 vs. Miami

RUSHING AVERAGE

Most Seasons Leading League

6 1960, 1963, 1965, 1969, 1991, 2003

Most, Season

5.6 1963
5.1 2003
4.9 2006

Highest, Game

8.52 Dec. 24, 1967 vs. N.Y. Jets
8.44 Dec. 22, 1963 vs. Denver
8.26 Nov. 5, 2006 vs. Cleveland

PASSING

Most Seasons Leading League (Attempts)

3 1968, 1984, 1985

Most Attempts, Season

711 2022

674 2021

667 2015

Most Attempts, Game

65 Oct. 18, 2015 at Green Bay

Oct. 19, 1986 at Kansas City

64 Jan. 9, 2022 at Las Vegas (OT)

58 Oct. 25, 2015 vs. Oakland

Dec. 22, 1985 at Kansas City

Fewest Attempts, Season

337 1975

338 1982[†]

349 1974

Fewest Attempts, Game

6 Dec. 19, 2004 at Cleveland

10 Dec. 18, 1988 vs. Kansas City

11 (2x) Last: Oct. 28, 2007 vs. Houston

Most Seasons Leading League (Completions)

3 1983, 1984, 1985

Most Completions, Season

485 2022

443 2021

442 2015

Most Completions, Game

43 Oct. 18, 2015 at Green Bay

41 Sept. 24, 2023 at Minnesota

39 Dec. 11, 2022 vs. Miami

Fewest Completions, Game

1 at Kansas City Sept. 20, 1998

3 vs. Oakland Oct. 5, 1975

4 at Cleveland Dec. 19, 2004

vs. Kansas City Nov. 2, 1986

Most Seasons Leading League (Net Yards)

11 1965, 1968, 1971, 1978, 1979, 1980, 1981, 1982,
1983, 1985, 2017

Most Net Yards Gained, Season

4,870 1985

4,800 2021

4,739 1981

Most Net Yards Gained, Game

494 Sept. 15, 1985 vs. Seattle

488 Oct. 18, 2015 at Green Bay

486 Dec. 20, 1982 vs. Cincinnati

Fewest Net Yards Gained, Season

1,610 1975

1,808 1973

2,244 1977

Fewest Net Yards Gained, Game

-22 Oct. 5, 1975 vs. Oakland

-19 Sept. 20, 1998 at Kansas City

7 Sept. 16, 1973 at Washington

Most Seasons Leading League (Touchdowns)

5 1971, 1981, 1982, 1985, 2008

Most Touchdowns, Season

38 2021

37 1985

34 1981, 2008

Fewest Touchdowns, Season

7 1975

9 1973

11 1977, 1988, 1998

Most Touchdowns, Game

7* Nov. 22, 1981 at Oakland

5 (9x) Last: Oct. 31, 2004 vs. Oakland

4 (35x) Last: Nov. 12, 2023 vs. Detroit

Most Seasons Leading League (Fewest INTs)

2 1966, 2004

Most Had Intercepted, Season

34 1962, 1998

33 1968, 1983, 1986

30 1964, 1973, 1978, 1985, 2000

Most Had Intercepted, Game

7 Dec. 13, 1998 at Seattle

Dec. 8, 1968 vs. Kansas City

6 (6x) Last: Oct. 24, 1999 vs. Green Bay

5 (14x) Last: Dec. 27, 1987 at Denver

Fewest Had Intercepted, Season

8 2004, 2023

9 2006

10 2009, 2020, 2022

SACKED ATTEMPTING TO PASS

Most Seasons Leading League (Least Sacked)

5 1963, 1964, 1967, 1968, 2017

Most Times, Season

57 1970

53 2000

51 1997

Fewest Times, Season

11 1967

12 1982[†]

18 1968, 2017

Most Times Sacked Opponent, Season

62 1986

61 2006

60 1980

Most Times Sacked Opponent, Game

11 Dec. 23, 2012 at N.Y. Jets

Nov. 16, 1986 vs. Dallas

10 Sept. 24, 1978 vs. Green Bay

9 (5x) Last: Dec. 24, 2016 at Cleveland

INTERCEPTIONS

Most Seasons Leading League (Interceptions)

3 1961, 2007, 2016

Most, Season

49* 1961

31 1969

30 1964, 2007

Most, Game

6 (6x) Last: vs. Indianapolis Nov. 11, 2007

5 (9x) Last: vs. Buffalo Nov. 19, 2017

4 (30x) Last: at Indianapolis Nov. 28, 2010

Most, Game, Both Teams

10 Dec. 13, 1998 at Seattle

9 Sept. 21, 1980 at Denver

Nov. 1, 1964 at Oakland

8 (11x) Last: Nov. 11, 2007 vs. Indianapolis

Fewest, Season

7 2014

9 1970, 2023

10 2005

Most Consecutive Games

46* 1960-63

Most Seasons Leading League (Return Yards)

2 1961, 1964

Most Yards Returned, Season

929* 1961

562 1979

499 1984

Most Yards Returned, Game

194 Sept. 24, 1961 vs. Houston Oilers

174 Oct. 29, 1961 vs. Denver

171 Nov. 18, 1979 vs. Pittsburgh

Fewest Yards Returned, Season

31 2023

65 2014

90 1970

Most Seasons Leading League (Return TDs)

1 1961

Most Touchdowns by Returns, Season

9* 1961

5 2012

4 1984, 2000

Most Touchdowns by Returns, Game

2 Nov. 28, 2010 at Indianapolis

Oct. 29, 1961 vs. Denver

1 (93x) Last: Dec. 4, 2022 at Las Vegas

PUNTS

Most, Season

95 1998
92 2000
90 1997

Most, Game

11 (5x) Last: Oct. 11, 1998 at Oakland
10 (11x) Last: Nov. 12, 2017 at Jacksonville
9 (12x) Last: Dec. 24, 2017 at N.Y. Jets

Fewest, Season

23 1982[†]
45 1972
47 2011

Fewest, Game

0 (8x) Last: Sept. 19, 2021 vs. Dallas
1 (38x) Last: Oct. 9, 2022 at Cleveland
2 (84x) Last: Nov. 12, 2023 vs. Detroit

Fewest, Game, Both Teams

1 (3x) Last: Sept. 19, 2021 vs. Dallas
2 (9x) Last: Dec. 16, 2021 vs. Kansas City
3 (18x) Last: Nov. 12, 2023 vs. Detroit

PUNT YARDS

Most Seasons Leading League (Yards)

1 1962

Most, Season

4,248 2000
4,174 1998
3,972 1997

Most, Game

522 Oct. 11, 1998 at Oakland
493 Nov. 18, 2012 at Denver
492 Nov. 10, 1974 at Kansas City

Fewest, Season

868 1982[†]
1,813 1972
2,123 2021

Most Seasons Leading League (Average)

4 1960, 1969, 1987, 2000

Highest Average, Season

48.1 2017
47.5 2011
47.0 2019

Lowest Average, Season

36.3 1978
36.5 1979
36.8 1975

PUNT RETURNS

Most Seasons Leading League (Returns)

1 1965

Most, Season

57 1978
52 1979
49 2003

Most, Game

8 (4x) Last: Dec. 7, 2003 at Detroit
7 (7x) Last: Dec. 7, 1978 at Houston
6 (13x) Last: Dec. 20, 2015 vs. Miami

Fewest, Season

12 1982[†]
18 2021
20 2015

Most Seasons Leading League (Fair Catches)

3 1968, 1969, 1991

Most Fair Catches, Season

32 1969
29 2023
26 2015, 2017

Most Fair Catches, Game

6 Dec. 10, 2023 vs. Denver
Dec. 17, 1989 at Kansas City
Dec. 4, 1978 vs. Chicago
5 (3x) Last: Sept. 3, 2000 at Oakland
4 (14x) Last: Jan. 7, 2024 vs. Kansas City

Fewest Fair Catches, Season

0 1960, 1961, 1962, 1963, 1964, 1965, 1975
1 1976
3 1977

PUNT RETURN YARDS

Most Seasons Leading League (Return Yards)

1 1965

Most, Season

590 1978
559 1996
542 1998

Most, Game

168 Nov. 2, 1997 at Cincinnati
151 Sept. 20, 1965 vs. Kansas City
139 Nov. 5, 1961 vs. Titans of N.Y.

Fewest, Season

84 2015
100 2020
107 2021

Most Seasons Leading League (Average)

3 1965, 1966, 1973

Highest Average, Season

16.0 2023
15.5 1961
14.7 1996

Lowest Average, Season

4.2 2015
5.4 2019
5.6 1970, 2020

PUNT RETURN TOUCHDOWNS

Most Seasons Leading League

8 1965, 1973, 1990, 1994, 1995, 1997, 2018,
2023

Most, Season

3 1997
2 1965, 1973, 1990, 1994
1 (17x) Last: 2023

Most, Game

2[†] Nov. 2, 1997 at Cincinnati
1 (26x) Last: Nov. 6, 2023 at N.Y. Jets

KICKOFF RETURNS

Most Seasons Leading League

2 1982, 2003

Most, Season

84 2003
83 2000
75 1997

Most, Game

9 (7x) Last: Nov. 3, 2002 vs. N.Y. Jets
8 (15x) Last: Oct. 26, 2008 at N.O. in London
7 (51x) Last: Sept. 26, 2010 at Seattle

Most, Game, Both Teams

17 Dec. 8, 1985 vs. Pittsburgh
16 Dec. 18, 1960 vs. Titans of New York
15 (3x) Last: Oct. 2, 1983 at N.Y. Giants

KICKOFF RETURN YARDS

Most Seasons Leading League (Return Yards)

1 1962

Most, Season

1,804 2003
1,792 2000
1,716 2001

Most, Game

269 Nov. 18, 2001 at Oakland
242 Oct. 21, 1973 vs. Atlanta
232 Dec. 13, 1964 vs. Kansas City

Fewest, Season

390 2023
474 2017
508 2016

Most Seasons Leading League (Average)

3 1988, 1990, 2001

Highest Average, Season

26.0 2001
25.6 2011
25.5 2007

Lowest Average, Season

16.5 1961
17.5 1986
18.0 1992

KICKOFF RETURN TOUCHDOWNS

Most Seasons Leading League

6 1988, 1989, 1991, 1995, 2001, 2011

Most, Season

2 1988, 1994, 1995, 2001
1 1962, 1985, 1989, 1991, 1997, 2000, 2004,
2007, 2008, 2011, 2012, 2021

Most, Game

1 (20x) Last: Jan. 2, 2022 vs. Denver

PENALTIES

Most Seasons Leading League (Penalties)

4 1962, 1964, 1965, 1981

Most, Season

137 1998
129 1997
128 1981

Most, Game

19 Nov. 16, 1997 at Kansas City
16 Nov. 15, 1998 vs. Baltimore
15 Nov. 3, 1997 at Indianapolis

Fewest, Season

63 1969
64 1982[†]
68 1966

Fewest, Game

0 (5x) Last: Oct. 9, 2011 at Denver
1 (31x) Last: Jan. 7, 2024 vs. Kansas City
2 (41x) Last: Dec. 10, 2023 vs. Denver

Most Seasons Leading League (Penalty Yards)

3 1960, 1961, 1966

Most Yards, Season

1,229 1998
1,101 1997
1,039 1988

Most Yards, Game

148 Oct. 13, 1963 vs. N.Y. Jets
146 Nov. 15, 1998 vs. Baltimore
Nov. 16, 1997 at Kansas City
138 Nov. 16, 1981 at Seattle

FUMBLES

Most Seasons Leading League (Fewest Fumbles)

4 1963, 1966, 1993, 2021

Most, Season

44 1985

42 1983

40 1972, 1973, 1980

Most, Game

9 Sept. 24, 1978 vs. Green Bay

7 Sept. 30, 1973 vs. Cincinnati

6 (5x) Last: Dec. 13, 1987 vs. Pittsburgh

Most by Opponent, Game

9 Nov. 15, 1964 at Kansas City

7 (3x) Last: Sept. 9, 2001 vs. Washington

6 (6x) Last: Dec. 9, 1995 vs. Arizona

Most, Game, Both Teams

11 (3x) Last: Oct. 13, 1985 vs. Kansas City

10 (5x) Last: Nov. 25, 1990 vs. Seattle

9 (7x) Last: Sept. 9, 2001 vs. Washington

Fewest, Season

10 2021

13 1993

14 2009, 2013

Most Seasons Leading League (Fewest Lost Fum.)

5 1963, 1966, 1970, 1979, 1993

Most Lost, Season

22 1980, 1981, 1983

21 1973, 1978

20 1972, 1987, 2000

Most Lost, Game

6 Sept. 24, 1978 vs. Green Bay

4 (11x) Last: Dec. 14, 2023 at Las Vegas

3 (41x) Last: Nov. 26, 2023 vs. Baltimore

Most Own Recovered, Season

25 1985

21 1979

20 1972, 1973, 1975, 1983

Most Own Recovered, Game

5 (5x) Last: Dec. 26, 1999 vs. Oakland

4 (7x) Last: Sept. 14, 2014 vs. Seattle

3 (43x) Last: Nov. 6, 2023 at N.Y. Jets

Fewest Own Recovered, Season

3 2021

4 1963, 2013

7 1989, 2009

Most Opponents Recovered, Season

22 1986

18 1973, 1979, 1980, 1981, 2007

17 1960, 1961, 1963, 1983, 1984

Fewest Opponents Recovered, Season

3 2019

4 2011

5 1963

POINTS ALLOWED

Most Seasons Leading League (Fewest Points)

2 1961, 1963

Most, Season

462 1983

459 2021

441 2003

Most, Game

63 Dec. 14, 2023 at Las Vegas

57 Oct. 1, 2000 at St. Louis

52 Nov. 25, 1984 at Pittsburgh

Most, Quarter

31 Dec. 8, 1963 at Oakland (4th quarter)

30 Nov. 20, 1983 at St. Louis Cardinals (2nd quarter)

28 (5x) Last: Nov. 28, 1999 at Min. (2nd quarter)

Fewest, Season

205 1977

219 1961

221 1982[†]

Fewest, Game

0 (19x) Last: Dec. 3, 2023 at New England

3 (17x) Last: Dec. 26, 2022 at Indianapolis

6 (20x) Last: Nov. 6, 2023 at N.Y. Jets

FIRST DOWNS ALLOWED

Most Seasons Leading League (Fewest Total)

1 2010

Most, Season

383 2021

365 1981

364 1985

Most, Game

34 Sept. 14, 2008 at Denver

Dec. 29, 2002 vs. Seattle

Nov. 19, 2000 at Denver

33 Sept. 26, 2021 at Kansas City

Sept. 23, 2018 at L.A. Rams

Nov. 23, 2003 vs. Cincinnati

32 Oct. 4, 2009 at Pittsburgh

Fewest, Season

190 1965

196 1982[†]

224 1962

Fewest, Game

5 Dec. 12, 2010 vs. Kansas City

Sept. 19, 1976 at Tampa Bay

6 Oct. 11, 1998 at Oakland

Oct. 22, 1961 at Oakland

7 (5x) Last: Sept. 15, 2002 vs. Houston

Most by Rushing, Season

154 1975

144 2021

143 1971

Most by Rushing, Game

19 (3x) Last: Nov. 22, 1987 at Seattle

17 Sept. 23, 1962 vs. Houston

16 Oct. 16, 1977 vs. New England

Dec. 18, 1966 vs. Kansas City

Fewest by Rushing, Season

54 1965

65 1982

71 1969

Fewest by Rushing, Game

0 (5x) Last: Nov. 28, 2010 at Indianapolis

1 (25x) Last: Sept. 8, 2024 vs. Las Vegas

2 (47x) Last: Nov. 6, 2023 at N.Y. Jets

Most Seasons Leading League (Fewest Passing)

1 2014

Most by Passing, Season

218 1985

216 1981

213 2008

Most by Passing, Game

24 Nov. 19, 2000 at Denver

23 Sept. 10, 2023 vs. Miami

Sept. 18, 2011 at New England

22 (4x) Last: Nov. 15, 2009 vs. Philadelphia

Fewest by Passing, Season

105 1977

114 1971

116 1965

Fewest by Passing, Game

1 (3x) Last: Dec. 28, 2003 vs. Oakland

2 (6x) Last: Dec. 19, 2004 at Cleveland

3 (12x) Last: Sept. 11, 2011 vs. Minnesota

Most Seasons Leading League (Fewest Penalty)

1 1992

Most by Penalty, Season

41 2000, 2004, 2014

40 2021

35 1981, 1997, 1998

Most by Penalty, Game

7 Sept. 24, 2023 at Minnesota

Nov. 5, 2006 vs. Cleveland

6 (9x) Last: Sept. 24, 2017 vs. Kansas City

5 (23x) Last: Jan. 9, 2022 at Las Vegas (OT)

Fewest by Penalty, Season

12 1982[†]

13 1969, 1992

14 1976

NET YARDS ALLOWED

Most Seasons Leading League (Fewest Net Yards)

4 1961, 1965, 1998, 2010

Most, Season

6,265 1985

6,170 2023

6,136 1981

Most, Game

614 Oct. 1, 2000 at St. Louis

591 Dec. 29, 2002 vs. Seattle

553 Sept. 22, 1996 at Oakland

Fewest, Season

3,253 1982[†]

3,268 1965

3,652 1977

Fewest, Game

58 Oct. 22, 1961 at Oakland

67 Dec. 12, 2010 vs. Kansas City

99 Nov. 1, 1992 vs. Indianapolis

RUSHING ALLOWED

Most Seasons Leading League (Fewest Att.)

3 1965, 1979, 2004

Most Attempts, Season

606 1975

559 1973

552 1983

Most Attempts, Game

61 Oct. 25, 1981 at Chicago (OT)

60 Nov. 30, 1975 at Denver (OT)

59 Sept. 18, 1977 at Oakland

Fewest Attempts, Season

230 1982[†]

306 1965

355 2004

Fewest Attempts, Game

9 Dec. 16, 2007 vs. Detroit

Sept. 7, 1986 vs. Miami

10 (2x) Last: Sept. 16, 2012 vs. Tennessee

11 (6x) Last: Nov. 3, 2019 vs. Green Bay

Most Seasons Leading League (Fewest Yards)

3 1965, 1998, 2005

Most Yards, Season

2,478 2022

2,442 1975

2,403 1966

Most Yards, Game

378 Nov. 4, 2007 at Minnesota

355 Dec. 20, 2014 at San Francisco

328 Nov. 30, 1975 at Denver (OT)

Fewest Yards, Season

961 1982[†]

1,094 1965

1,140 1998

Fewest Yards, Game

2 Oct. 22, 1961 at Oakland

11 Dec. 17, 2000 at Carolina

13 Oct. 5, 1997 at Oakland

Most Seasons Leading League (Fewest TDs)

2 1961, 1963

Most Touchdowns, Season

26 1983

25 1971, 1981, 1985

23 1973, 1984

Fewest Touchdowns, Season

7 1961, 1965

8 1999, 2011

10 (12x) Last: 2012

Most Touchdowns, Game

5 Oct. 21, 1973 vs. Atlanta

Sept. 18, 1960 at Houston

4 (11x) Last: Nov. 3, 2013 at Washington

3 (51x) Last: Nov. 12, 2023 vs. Detroit

PASSING ALLOWED

Most Seasons Leading League (Fewest Att.)

2 1966, 2019

Most Attempts, Season

636 1996
607 2002, 2004
605 2008

Most Attempts, Game

61 Sept. 20, 1987 vs. St. Louis
58 (2x) Last: Oct. 3, 2004 vs. Tennessee
57 (2x) Last: Sept. 22, 1996 at Oakland

Fewest Attempts, Season

330 1977
341 1973
342 1982[†]

Fewest Attempts, Game

7 Nov. 6, 1977 at Detroit
12 (2x) Last: Dec. 10, 1972 at Denver
13 (4x) Last: Oct. 4, 1987 at Cincinnati

Most Seasons Leading League (Fewest Cmp.)

1 1966

Most Completions, Season

411 2008
389 2023
375 2002

Most Completions, Game

40 Dec. 20, 1982 vs. Cincinnati
39 Oct. 3, 2004 vs. Tennessee
37 Oct. 9, 1994 Kansas City

Fewest Completions, Season

170 1966
172 1977
177 1973

Fewest Completions, Game

3 Sept. 19, 1976 at Tampa Bay
5 (5x) Last: Oct. 4, 1987 at Cincinnati
6 (6x) Last: Dec. 28, 2003 vs. Oakland

Most Seasons Leading League (Fewest Net Yds)

4 1961, 1964, 1965, 2010

Most Net Yards, Season

4,311 1981
4,295 2002
4,293 1985

Most Net Yards, Game

466 Sept. 10, 2023 vs. Miami
453 Nov. 10, 2002 at St. Louis
451 Oct. 1, 2000 at St. Louis

Fewest Net Yards, Season

1,725 1977
2,155 1966
2,174 1965

Fewest Net Yards, Game

-13 Oct. 4, 1987 at Cincinnati
-4 Sept. 19, 1976 at Tampa Bay
0 Dec. 28, 2003 vs. Oakland
Dec. 6, 1970 vs. Cincinnati

Most Seasons Leading League (Fewest TDs)

4 1963, 1965, 1966, 1979

Most Touchdowns, Season

36 2003
33 2000
31 1997

Most Touchdowns, Game

5 (9x) Last: Dec. 14, 2023 at Las Vegas
4 (31x) Last: Oct. 22, 2023 at Kansas City
3 (116x) Last: Sept. 24, 2023 at Minnesota

Fewest Touchdowns, Season

10 1982[†]
11 1979
13 1966, 1970, 1974

PUNT RETURNS ALLOWED

Most Seasons Leading League (Fewest Returns)

7 1960, 1963, 1966, 1967, 1968, 1982, 2004

Most by Opponents, Season

56 1988
51 1996, 2000
49 1998

Fewest by Opponents, Season

7 1982[†]
16 1968
17 1960, 1972

Most Yards by Opponents, Season

722 2000
612 1996
601 1976

Most Yards by Opponent, Game

160 Sept. 13, 2010 at Kansas City
150 Dec. 27, 1987 at Denver
145 Dec. 6, 2020 vs. New England

KICKOFF RETURNS ALLOWED

Most Seasons Leading League (Fewest Returns)

1 1975

Most by Opponent, Season

90 2006
88 1981
87 2009

Fewest by Opponent, Season

11 2023
15 2022
21 2016

Most by Opponent, Game

10 (4x) Last: Dec. 16, 2007 vs. Detroit
9 (7x) Last: Nov. 28, 2010 at Indianapolis
8 (25x) Last: Nov. 24, 2013 at Kansas City

CAREER TOP-10

RUSHING YARDS

1. LaDainian Tomlinson, 2001-09	12,490
2. Paul Lowe, 1960-68	4,972
3. Austin Ekeler, 2017-23	4,355
4. Marion Butts, 1989-93	4,297
5. Melvin Gordon, 2015-19	4,240
6. Ryan Mathews, 2010-14	4,061
7. Natrone Means, 1993-95, 98-99	3,885
8. Chuck Muncie, 1980-84	3,309
9. Don Woods, 1974-80	2,858
10. Keith Lincoln, 1961-66, 68	2,698

RUSHING TOUCHDOWNS

1. LaDainian Tomlinson, 2001-09	138
2. Chuck Muncie, 1980-84	43
3. Austin Ekeler, 2017-23	39
4. Paul Lowe, 1960-68	38
5. Melvin Gordon, 2015-19	36
6. Natrone Means, 1993-95, 98-99	34
7. Marion Butts, 1989-93	31
8. Ryan Mathews, 2010-14	23
9. Mike Tolbert, 2008-11	20
10. Tim Spencer, 1985-90	19

RUSHING ATTEMPTS

1. LaDainian Tomlinson, 2001-09	2,880
2. Melvin Gordon, 2015-19	1,059
3. Marion Butts, 1989-93	1,031
4. Paul Lowe, 1960-68	1,015
5. Natrone Means, 1993-95, 98-99	1,013
6. Austin Ekeler, 2017-23	990
7. Ryan Mathews, 2010-14	923
8. Chuck Muncie, 1980-84	773
9. Don Woods, 1974-80	713
10. Keith Lincoln, 1961-66, 68	573

TOTAL YARDS FROM SCRIMMAGE

1. LaDainian Tomlinson, 2001-09	16,445
2. Antonio Gates, 2003-18	11,841
3. Keenan Allen, 2013-23	10,643
4. Lance Alworth, 1962-70	9,721
5. Charlie Joiner, 1976-86	9,191
6. Austin Ekeler, 2017-23	8,239
7. Gary Garrison, 1966-76	7,562
8. Kellen Winslow, 1979-87	6,741
9. Wes Chandler, 1981-87	6,197
10. Melvin Gordon, 2015-19	6,113

PASSING YARDS

1. Philip Rivers, 2004-19	59,271
2. Dan Fouts, 1973-87	43,040
3. John Hadl, 1962-72	26,938
4. Justin Herbert, 2020-24	17,367
5. Stan Humphries, 1992-97	16,085
6. Drew Brees, 2001-05	12,348
7. Jack Kemp, 1960-62	5,996
8. Doug Flutie, 2001-04	4,901
9. John Friesz, 1990-93	4,396
10. Jim Harbaugh, 1999-2000	4,177

TOUCHDOWN PASSES

1. Philip Rivers, 2004-19	397
2. Dan Fouts, 1973-87	254
3. John Hadl, 1962-72	201
4. Justin Herbert, 2020-24	115
5. Stan Humphries, 1992-97	85
6. Drew Brees, 2001-05	80
7. Jack Kemp, 1960-62	37
8. Tobin Rote, 1963-64	29
9. Doug Flutie, 2001-04	25
10. Billy Joe Tolliver, 1989-90	21

PASS ATTEMPTS

1. Philip Rivers, 2004-19	7,591
2. Dan Fouts, 1973-87	5,604
3. John Hadl, 1962-72	3,640
4. Justin Herbert, 2020-24	2,448
5. Stan Humphries, 1992-97	2,350
6. Drew Brees, 2001-05	1,809
7. Jack Kemp, 1960-62	815
8. John Friesz, 1990-93	747
9. Doug Flutie, 2001-04	737
10. Jim Harbaugh, 1999-2000	636

PASS COMPLETIONS

1. Philip Rivers, 2004-19	4,908
2. Dan Fouts, 1973-87	3,297
3. John Hadl, 1962-72	1,824
4. Justin Herbert, 2020-24	1,630
5. Stan Humphries, 1992-97	1,335
6. Drew Brees, 2001-05	1,125
7. Doug Flutie, 2001-04	408
8. John Friesz, 1990-93	401
9. Jack Kemp, 1960-62	389
10. Jim Harbaugh, 1999-2000	372

PASSES INTERCEPTED

1. Dan Fouts, 1973-87	242
2. John Hadl, 1962-72	211
3. Philip Rivers, 2004-19	198
4. Stan Humphries, 1992-97	73
5. Drew Brees, 2001-05	53
6. Jack Kemp, 1960-62	49
7. Justin Herbert, 2020-24	42
8. Ryan Leaf, 1998-2000	33
9. Tobin Rote, 1963-64	32
10. Craig Whelihan, 1995-98	29

RECEIVING YARDS

1. Antonio Gates, 2003-18	11,841
2. Keenan Allen, 2013-23	10,530
3. Lance Alworth, 1962-70	9,584
4. Charlie Joiner, 1976-86	9,203
5. Gary Garrison, 1966-76	7,533
6. Kellen Winslow, 1979-87	6,741
7. Wes Chandler, 1981-87	6,132
8. Anthony Miller, 1988-93	5,582
9. Malcom Floyd, 2004-15	5,550
10. Mike Williams, 2017-23	4,806

RECEIVING TOUCHDOWNS

1. Antonio Gates, 2003-18	116
2. Lance Alworth, 1962-70	81
3. Keenan Allen, 2013-23	59
4. Gary Garrison, 1966-76	58
5. Charlie Joiner, 1976-86	47
6. Kellen Winslow, 1979-87	45
7. Wes Chandler, 1981-87	41
8. Vincent Jackson, 2005-11	37
9. Anthony Miller, 1988-93	37
10. John Jefferson, 1978-80	36

RECEPTIONS

1. Antonio Gates, 2003-18	955
2. Keenan Allen, 2013-23	904
3. Charlie Joiner, 1976-86	586
4. Kellen Winslow, 1979-87	541
5. LaDainian Tomlinson, 2001-09	530
6. Lance Alworth, 1962-70	493
7. Austin Ekeler, 2017-23	440
8. Gary Garrison, 1966-76	404
9. Ronnie Harmon, 1990-95	377
10. Anthony Miller, 1988-93	374

QUARTERBACK SACKS

1. Leslie O'Neal, 1986, 1988-95	105.5
2. Shaun Phillips, 2004-12	69.5
3. Joey Bosa, 2016-24	68.0
Gary Johnson, 1975-84	67.0
5. Lee Williams, 1984-90	65.5
6. Fred Dean, 1975-81	53.5
7. Melvin Ingram, 2012-20	49.0
8. Junior Seau, 1990-2002	47.0
9. Raylee Johnson, 1993-2003	46.0
10. Shawne Merriman, 2005-09	43.5
Leroy Jones, 1976-83	43.5

INTERCEPTIONS

1. Gill Byrd, 1983-92	42
2. Dick Harris, 1960-65	29
3. Rodney Harrison, 1994-2002	26
4. Kenny Graham, 1964-69	25
5. Mike Williams, 1975-82	24
6. Joe Beachamp, 1966-75	23
7. Quentin Jammer, 2002-12	21
Woodrowe Lowe, 1976-86	21
Bob Howard, 1967-74	21
Leslie "Speedy" Duncan, 1964-70	21

INTERCEPTION RETURN YARDS

1. Gill Byrd, 1983-92	546
2. Charlie McNeil, 1960-64	502
3. Kenny Graham, 1964-69	477
4. Joe Beachamp, 1966-75	433
5. Dick Harris, 1960-65	413
6. Rodney Harrison, 1994-2002	345
7. Woodrowe Lowe, 1976-86	343
8. Darren Carrington, 1991-94	337
9. Leslie "Speedy" Duncan, 1964-70	322
10. Glen Edwards, 1978-81	309

INTERCEPTION TOUCHDOWNS

1. Kenny Graham, 1964-69	5
Dick Harris, 1960-65	5
3. Woodrowe Lowe, 1976-86	4
4. Eric Weddle, 2007-13	3
Joe Beachamp, 1966-75	3
6. Desmond King, 2017-20	2
Shaun Phillips, 2004-12	2
Demorrio Williams, 2012	2
Antonio Cromartie, 2006-09	2
Clinton Hart, 2004-09	2
Donnie Edwards, 2002-06	2
Rodney Harrison, 1994-2002	2
Stanley Richard, 1991-94	2
Donald Frank, 1990-93	2
Gill Byrd, 1983-92	2
Gary Johnson, 1975-84	2
Leslie "Speedy" Duncan, 1964-70	2
Earl Faison, 1961-66	2
Charlie McNeil, 1960-64	2
Bob Laraba, 1960-61	2

TOUCHDOWNS SCORED

1. LaDainian Tomlinson, 2001-09	153
2. Antonio Gates, 2003-18	116
3. Lance Alworth, 1962-70	83
4. Austin Ekeler, 2017-23	69
5. Keenan Allen, 2013-23	60
6. Gary Garrison, 1966-76	58
7. Melvin Gordon, 2015-19	47
Charlie Joiner, 1976-86	47
9. Paul Lowe, 1960-68	46
10. Kellen Winslow, 1979-87	45
Chuck Muncie, 1980-84	45

POINTS SCORED

1. John Carney, 1990-2000.....	1,076
2. LaDainian Tomlinson, 2001-09.....	918
3. Nate Kaeding, 2004-12.....	889
4. Rolf Benirschke, 1977-86.....	766
5. Antonio Gates, 2003-18.....	700
6. Nick Novak, 2011-14, 17.....	503
7. Lance Alworth, 1962-70.....	500
8. Austin Ekeler, 2017-23.....	418
9. Dennis Partee, 1968-75.....	380
10. Keenan Allen, 2013-23.....	364

FIELD GOALS

1. John Carney, 1990-2000.....	261
2. Nate Kaeding, 2004-12.....	180
3. Rolf Benirschke, 1977-86.....	146
4. Nick Novak, 2011-14, 17.....	110
5. Dennis Partee, 1968-75.....	71
6. Cameron Dicker, 2022-24.....	53
7. Michael Badgley, 2018-20.....	52
Josh Lambo, 2015-16.....	52
9. George Blair, 1961-64.....	50
10. Steve Christie, 2001-03.....	42

FIELD GOAL ATTEMPTS

1. John Carney, 1990-2000.....	320
2. Rolf Benirschke, 1977-86.....	208
3. Nate Kaeding, 2004-12.....	207
4. Nick Novak, 2011-14, 17.....	130
5. Dennis Partee, 1968-75.....	121
6. George Blair, 1961-64.....	80
7. Ray Wersching, 1973-76.....	68
8. Michael Badgley, 2018-20.....	65
9. Josh Lambo, 2015-16.....	64
10. Dick Van Raaphorst, 1966-67.....	61

KICKOFF RETURN YARDS

1. Darren Sproles, 2005-10.....	6,469
2. Ronney Jenkins, 2000-02.....	3,997
3. Andre Coleman, 1994-96.....	3,914
4. Leslie "Speedy" Duncan, 1964-70.....	3,386
5. James Brooks, 1981-83.....	2,305
6. Kenny Bynum, 1997-2000.....	2,182
7. Lionel James, 1984-88.....	2,094
8. Nate Lewis, 1990-93.....	2,047
9. Artie Owens, 1976-79.....	1,998
10. Tim Dwight, 2001-04.....	1,876

KICKOFF RETURN TOUCHDOWNS

1. Andre Coleman, 1994-96.....	4
2. Ronney Jenkins, 2000-02.....	3
3. Darren Sproles, 2005-10.....	2
Anthony Miller, 1988-93.....	2
5. Andre Roberts, 2021.....	1
Micheal Spurlock, 2012.....	1
Tim Dwight, 2001-04.....	1
Richard Goodman, 2010-11.....	1
Rodney Harrison, 1994-2002.....	1
Nate Lewis, 1990-93.....	1
Jamie Holland, 1987-89.....	1
Gary Anderson, 1985-88.....	1
Keith Lincoln, 1960-66.....	1

KICKOFF RETURNS

1. Darren Sproles, 2005-10.....	258
2. Andre Coleman, 1994-96.....	166
3. Ronney Jenkins, 2000-02.....	165
4. Leslie "Speedy" Duncan, 1964-70.....	134
5. Kenny Bynum, 1997-2000.....	107
6. James Brooks, 1981-83.....	105
7. Lionel James, 1984-88.....	99
8. Nate Lewis, 1990-93.....	92
9. Artie Owens, 1976-79.....	88
10. Tim Dwight, 2001-04.....	80

PUNT RETURN YARDS

1. Mike Fuller, 1975-80.....	2,388
2. Leslie "Speedy" Duncan, 1964-70.....	1,651
3. Darrien Gordon, 1993-94, 96.....	1,407
4. Lionel James, 1984-88.....	1,193
5. Darren Sproles, 2005-10.....	935
6. Eric Parker, 2002-06.....	881
7. James Brooks, 1981-83.....	565
8. Tim Dwight, 2001-04.....	508
9. Eric Metcalf, 1997.....	489
10. Desmond King, 2017-20.....	438

PUNT RETURN TOUCHDOWNS

1. Leslie "Speedy" Duncan, 1964-70.....	4
2. Eric Metcalf, 1997.....	3
Darrien Gordon, 1993-94, 96.....	3
4. Desmond King, 2017-20.....	2
Darren Sproles, 2005-10.....	2
Lionel James, 1984-88.....	2
Mike Fuller, 1975-80.....	2
Ron Smith, 1973.....	2
9. Derius Davis, 2023-24.....	1
Travis Benjamin, 2017-19.....	1
Micheal Spurlock, 2012.....	1
Tim Dwight, 2001-04.....	1
Andre Coleman, 1994-96.....	1
Nate Lewis, 1990-93.....	1
Kitrick Taylor, 1990-91.....	1
Keith Lincoln, 1961-68.....	1

PUNT RETURNS

1. Mike Fuller, 1975-80.....	212
2. Leslie "Speedy" Duncan, 1964-70.....	138
3. Lionel James, 1984-88.....	124
4. Darren Sproles, 2005-10.....	114
5. Eric Parker, 2002-06.....	105
6. Darrien Gordon, 1993-94, 96.....	103
7. James Brooks, 1981-83.....	52
8. Tim Dwight, 2001-04.....	46
9. Desmond King, 2017-20.....	45
Eric Metcalf, 1997.....	45

SEASONS

1. David Binn, 1994-2010.....	17
2. Philip Rivers, 2004-16.....	16
Antonio Gates, 2003-18.....	16
3. Dan Fouts, 1973-87.....	15
Russ Washington, 1968-82.....	15
6. Doug Wilkerson, 1971-84.....	14
Don Macek, 1976-89.....	14
8. Mike Scifres, 2003-15.....	13
Junior Seau, 1990-2002.....	13
10. Jamal Williams, 1998-2009.....	12

GAMES PLAYED

1. David Binn, 1994-2010.....	256
2. Antonio Gates, 2003-18.....	236
3. Philip Rivers, 2004-19.....	228
4. Junior Seau, 1990-2002.....	200
Russ Washington, 1968-82.....	200
6. Mike Scifres, 2003-15.....	195
Doug Wilkerson, 1971-84.....	195
8. Dan Fouts, 1973-87.....	181
9. Quentin Jammer, 2002-12.....	172
Charlie Joiner, 1976-86.....	164
Woodrow Lowe, 1976-86.....	164

SINGLE-SEASON TOP-10

RUSHING YARDS

1. LaDainian Tomlinson, 2006	1,815
2. LaDainian Tomlinson, 2002	1,683
3. LaDainian Tomlinson, 2003	1,645
4. LaDainian Tomlinson, 2007	1,474
5. LaDainian Tomlinson, 2005	1,462
6. Natrone Means, 1994	1,350
7. LaDainian Tomlinson, 2004	1,335
8. Ryan Mathews, 2013	1,255
9. LaDainian Tomlinson, 2001	1,236
10. Marion Butts, 1990	1,225

RUSHING TOUCHDOWNS

1. LaDainian Tomlinson, 2006	28
2. Chuck Muncie, 1981	19
3. LaDainian Tomlinson, 2005	18
4. LaDainian Tomlinson, 2004	17
5. LaDainian Tomlinson, 2007	15
6. LaDainian Tomlinson, 2002	14
7. Austin Ekeler, 2022	13
LaDainian Tomlinson, 2003	13
8. Austin Ekeler, 2021	12
LaDainian Tomlinson, 2009	12
Natrone Means, 1994	12
Chuck Muncie, 1983	12
Clarence Williams, 1979	12

RUSHING ATTEMPTS

1. LaDainian Tomlinson, 2002	372
2. LaDainian Tomlinson, 2006	348
3. Natrone Means, 1994	343
4. LaDainian Tomlinson, 2005	339
LaDainian Tomlinson, 2004	339
LaDainian Tomlinson, 2001	339
7. LaDainian Tomlinson, 2007	315
8. LaDainian Tomlinson, 2003	313
9. Earnest Jackson, 1984	296
10. LaDainian Tomlinson, 2008	292

TOTAL YARDS FROM SCRIMMAGE

1. LaDainian Tomlinson, 2003	2,370
2. LaDainian Tomlinson, 2006	2,323
3. LaDainian Tomlinson, 2002	2,172
4. LaDainian Tomlinson, 2007	1,949
5. LaDainian Tomlinson, 2005	1,832
6. LaDainian Tomlinson, 2004	1,776
7. Austin Ekeler, 2022	1,637
8. LaDainian Tomlinson, 2001	1,603
9. Lance Alworth, 1965	1,590
10. Natrone Means, 1994	1,585

PASSING YARDS

1. Justin Herbert, 2021	5,014
2. Dan Fouts, 1981	4,802
3. Philip Rivers, 2015	4,792
4. Justin Herbert, 2022	4,739
5. Dan Fouts, 1980	4,715
6. Philip Rivers, 2010	4,710
7. Philip Rivers, 2011	4,624
8. Philip Rivers, 2019	4,615
9. Philip Rivers, 2017	4,515
10. Philip Rivers, 2013	4,478

TOUCHDOWN PASSES

1. Justin Herbert, 2021	38
2. Philip Rivers, 2008	34
Philip Rivers, 2016	33
Dan Fouts, 1981	33
5. Philip Rivers, 2018	32
Philip Rivers, 2013	32
7. Justin Herbert, 2020	31
Philip Rivers, 2014	31
9. Philip Rivers, 2010	30
Dan Fouts, 1980	30

PASS ATTEMPTS

1. Justin Herbert, 2022	699
2. Justin Herbert, 2021	672
3. Philip Rivers, 2015	661
4. Dan Fouts, 1981	609
5. Justin Herbert, 2020	595
6. Philip Rivers, 2019	591
7. Dan Fouts, 1980	589
8. Philip Rivers, 2011	582
9. Philip Rivers, 2016	578
10. Philip Rivers, 2017	575

PASS COMPLETIONS

1. Justin Herbert, 2022	477
2. Justin Herbert, 2021	443
3. Philip Rivers, 2015	437
4. Justin Herbert, 2020	396
5. Philip Rivers, 2019	390
6. Philip Rivers, 2014	379
7. Philip Rivers, 2013	378
8. Philip Rivers, 2011	366
9. Dan Fouts, 1981	360
Philip Rivers, 2017	360

PASSES INTERCEPTED

1. John Hadl, 1968	32
2. John Hadl, 1972	26
3. John Hadl, 1971	25
Jack Kemp, 1960	25
5. Dan Fouts, 1980	24
Dan Fouts, 1979	24
John Hadl, 1962	24
8. Dan Fouts, 1986	22
John Hadl, 1967	22
Jack Kemp, 1961	22

RECEIVING YARDS

1. Lance Alworth, 1965	1,602
2. Keenan Allen, 2017	1,393
3. Lance Alworth, 1966	1,383
4. John Jefferson, 1980	1,340
5. Lance Alworth, 1968	1,312
6. Kellen Winslow, 1980	1,290
7. Anthony Miller, 1989	1,252
8. Keenan Allen, 2023	1,243
9. Lance Alworth, 1964	1,235
10. Tony Martin, 1995	1,224

RECEIVING TOUCHDOWNS

1. Tony Martin, 1996	14
Lance Alworth, 1965	14
3. Antonio Gates, 2004	13
John Jefferson, 1980	13
John Jefferson, 1978	13
Lance Alworth, 1966	13
Lance Alworth, 1964	13
8. Antonio Gates, 2014	12
Gary Garrison, 1970	12
10. Lance Alworth, 1963	11

RECEPTIONS

1. Keenan Allen, 2023	108
2. Austin Ekeler, 2022	107
3. Keenan Allen, 2021	106
4. Keenan Allen, 2019	104
5. Keenan Allen, 2017	102
6. Keenan Allen, 2020	100
LaDainian Tomlinson, 2003	100
8. Keenan Allen, 2018	97
9. Austin Ekeler, 2019	92
10. Tony Martin, 1995	90

QUARTERBACK SACKS (since 1982)

1. Khalil Mack, 2023	17.0
Shawne Merriman, 2006	17.0
Leslie O'Neal, 1992	17.0
4. Lee Williams, 1986	15.0
5. Lee Williams, 1989	14.0
6. Leslie O'Neal, 1990	13.5
7. Marcellus Wiley, 2001	13.0
8. Joey Bosa, 2017	12.5
Shawne Merriman, 2007	12.5
Leslie O'Neal, 1995	12.5
Leslie O'Neal, 1994	12.5
Leslie O'Neal, 1989	12.5
Leslie O'Neal, 1986	12.5

INTERCEPTIONS

1. Antonio Cromartie, 2007	10
2. Charlie McNeil, 1961	9
3. Ryan McNeil, 2001	8
Dick Harris, 1963	8
Claude Gibson, 1962	8
Bob Zeman, 1961	8
7. Casey Hayward, 2016	7
Eric Weddle, 2011	7
Darren Carrington, 1993	7
Gill Byrd, 1990	7
Gill Byrd, 1989	7
Gill Byrd, 1988	7
Danny Walters, 1983	7
Bryant Salter, 1972	7
Jim Hill, 1969	7
Leslie "Speedy" Duncan, 1966	7
Bud Whitehead, 1965	7
Dick Harris, 1961	7

INTERCEPTION RETURN YARDS

1. Charlie McNeil, 1961	349
2. Stanley Richard, 1994	224
3. Vencie Glenn, 1987	166
4. Gill Byrd, 1984	157
5. Jeff Dale, 1986	153
6. Darren Carrington, 1992	152
7. Bob Laraba, 1961	151
8. Woodrow Lowe, 1979	150
9. Antonio Cromartie, 2007	144
10. Dick Harris, 1961	140

INTERCEPTION TOUCHDOWNS

1. Dick Harris, 1961	3
2. Demorrio Williams, 2012	2
Clinton Hart, 2005	2
Stanley Richard, 1994	2
Gill Byrd, 1984	2
Woodrow Lowe, 1979	2
Kenny Graham, 1969	2
Joe Beauchamp, 1968	2
Bob Laraba, 1961	2
Charlie McNeil, 1961	2

TOUCHDOWNS SCORED

1. LaDainian Tomlinson, 2006	31
2. Austin Ekeler, 2021	20
LaDainian Tomlinson, 2005	20
4. Chuck Muncie, 1981	19
5. Austin Ekeler, 2022	18
LaDainian Tomlinson, 2007	18
LaDainian Tomlinson, 2004	18
8. LaDainian Tomlinson, 2003	17
9. LaDainian Tomlinson, 2002	15
Lance Alworth, 1964	15

POINTS SCORED

1.	LaDainian Tomlinson, 2006	186
2.	Nate Kaeding, 2009	146
3.	Nick Novak, 2013	144
4.	Nate Kaeding, 2006	136
5.	John Carney, 1994	135
6.	Cameron Dicker, 2023	128
7.	Nate Kaeding, 2008	127
8.	Austin Ekeler, 2021	124
	John Carney, 1993	124
10.	Nick Novak, 2011	122

FIELD GOALS

1.	Nick Novak, 2013	34
	John Carney, 1994	34
3.	Nate Kaeding, 2009	32
4.	Cameron Dicker, 2023	31
	John Carney, 1999	31
	John Carney, 1993	31
7.	John Carney, 1996	29
8.	Nick Novak, 2011	27
	Nate Kaeding, 2008	27
10.	Josh Lambo, 2016	26
	Josh Lambo, 2015	26
	Nate Kaeding, 2006	26
	John Carney, 1998	26
	John Carney, 1992	26

FIELD GOAL ATTEMPTS

1.	John Carney, 1993	40
2.	John Carney, 1994	38
3.	Nick Novak, 2013	37
4.	John Carney, 1999	36
	John Carney, 1996	36
	Rolf Benirschke, 1980	36
7.	Nate Kaeding, 2009	35
8.	Nick Novak, 2011	34
9.	Cameron Dicker, 2023	33
	Michael Badgley, 2020	33
10.	Josh Lambo, 2016	32
	Josh Lambo, 2015	32
	Nate Kaeding, 2008	32
	Wade Richey, 2001	32
	John Carney, 1992	32
	Dennis ParTEE, 1968	32

KICKOFF RETURN YARDS

1.	Ronney Jenkins, 2001	1,541
2.	Ronney Jenkins, 2000	1,531
3.	Darren Sproles, 2005	1,528
4.	Andre Coleman, 1995	1,411
5.	Darren Sproles, 2008	1,376
6.	Darren Sproles, 2009	1,300
7.	Andre Coleman, 1994	1,293
8.	Darren Sproles, 2010	1,257
9.	Tim Dwight, 2004	1,222
10.	Andre Coleman, 1996	1,210

KICKOFF RETURN TOUCHDOWNS

1.	Ronney Jenkins, 2001	2
	Andre Coleman, 1995	2
	Andre Coleman, 1994	2
4.	Andre Roberts, 2021	1
	Micheal Spurlock, 2012	1
	Richard Goodman, 2011	1
	Darren Sproles, 2008	1
	Darren Sproles, 2007	1
	Tim Dwight, 2004	1
	Ronney Jenkins, 2000	1
	Rodney Harrison, 1997	1
	Nate Lewis, 1991	1
	Anthony Miller, 1989	1
	Jamie Holland, 1988	1
	Anthony Miller, 1988	1
	Gary Anderson, 1985	1
	Keith Lincoln, 1962	1

KICKOFF RETURNS

1.	Ronney Jenkins, 2000	67
2.	Darren Sproles, 2005	63
3.	Andre Coleman, 1995	62
4.	Ronney Jenkins, 2001	58
5.	Andre Coleman, 1996	55
6.	Darren Sproles, 2009	54
7.	Darren Sproles, 2008	53
8.	Darren Sproles, 2010	51
9.	Tim Dwight, 2004	50
	Leon Johnson, 2003	50

PUNT RETURN YARDS

1.	Darrien Gordon, 1996	537
2.	Eric Metcalf, 1997	489
3.	Darrien Gordon, 1994	475
4.	Leslie "Speedy" Duncan, 1965	464
5.	Mike Fuller, 1979	448
6.	Mike Fuller, 1978	436
	Mike Fuller, 1976	436
8.	Leslie "Speedy" Duncan, 1967	434
9.	Mike Fuller, 1975	410
10.	Lionel James, 1987	400

PUNT RETURN TOUCHDOWNS

1.	Eric Metcalf, 1997	3
2.	Darrien Gordon, 1994	2
	Ron Smith, 1973	2
	Leslie "Speedy" Duncan, 1965	2
5.	Derius Davis, 2023	1
	Desmond King, 2019	1
	Desmond King, 2018	1
	Travis Benjamin, 2017	1
	Micheal Spurlock, 2012	1
	Darren Sproles, 2009	1
	Darren Sproles, 2007	1
	Tim Dwight, 2001	1
	Darrien Gordon, 1996	1
	Andre Coleman, 1995	1
	Nate Lewis, 1990	1
	Kitrick Taylor, 1990	1
	Lionel James, 1987	1
	Lionel James, 1984	1
	Mike Fuller, 1977	1
	Mike Fuller, 1975	1
	Leslie "Speedy" Duncan, 1968	1
	Leslie "Speedy" Duncan, 1966	1
	Keith Lincoln, 1961	1

PUNT RETURNS

1.	Mike Fuller, 1979	46
2.	Eric Metcalf, 1997	45
3.	Mike Fuller, 1978	39
4.	Eric Parker, 2006	37
5.	Darrien Gordon, 1996	36
	Darrien Gordon, 1994	36
	Mike Fuller, 1975	36
	Leslie "Speedy" Duncan, 1967	36
9.	Mike Fuller, 1976	33
10.	Latario Rachal, 1998	32
	Lionel James, 1987	32

CHARGERS AND OPPONENT 10 LONGEST

RUNS FROM SCRIMMAGE

CHARGERS

- 87t Melvin Gordon, Oct. 29, 2017 at New England
- Paul Lowe, Sept. 10, 1961 at Dallas Texans
- 86t Keith Lincoln, Sept. 30, 1962 at Oakland
- 85t LaDainian Tomlinson, Dec. 17, 2006 vs. K.C.
- 83t Michael Turner, Dec. 18, 2005 at Indianapolis
- 80t Brad Hubbert, Dec. 24, 1967 vs. N.Y. Jets
- 76t Keith Lincoln, Oct. 20, 1963 at Kansas City
- 76 LaDainian Tomlinson, Dec. 1, 2002 vs. Den.
- 75 Justin Jackson, Oct. 31, 2021 vs. New England
- 74t Michael Turner, Oct. 7, 2007 at Denver

OPPONENT

- 90t Colin Kaepernick, Dec. 20, 2014 at S.F.
- 89t Kenny King, Oct. 12, 1980 at Oakland
- 84t Damien Williams, Dec. 29, 2019 at K.C.
- 81 Billy Sims, Sept. 30, 1984 vs. Detroit
- 77 Napoleon Kaufman, Sept. 22, 1996 at Oak.
- 75t David Montgomery, Nov. 12, 2023 vs. Detroit
- Dameon Pierce, Oct. 2, 2022 at Houston
- 74t Kenneth Walker III, Oct. 23, 2022 vs. Seattle
- Jack Spikes, Sept. 10, 1961 at Dallas Texans
- 71t Corey Dillon, Nov. 2, 1997 at Cincinnati

PASS COMPLETIONS

CHARGERS

- 99t S.Humphries to T.Martin, Sept. 18, 1994 at Sea.
- 91t J.Kemp to K.Lincoln, Nov. 12, 1961 at Denver
- 88t E.Luther to B.Duckworth, Dec. 3, 1984 vs. Chi.
- 85t J.Hadl to L.Alworth, Oct. 17, 1965 at Boston
- T.Rote to L.Alworth, Oct. 6, 1963 at Denver
- 84t P.Rivers to A.Ekeler, Dec. 8, 2019 at Jax.
- J.Hadl to G.Garrison, Oct. 5, 1968 at N.Y. Jets
- 83t R.Leaf to J.Graham, Nov. 19, 2000 at Denver
- 82t T.Rote to L.Alworth, Dec. 6, 1964 vs. N.Y. Jets
- 81t P.Rivers to D.Sproles, Sept. 20, 2009 vs. Bal.
- D.Fouts to C.Joiner, Oct. 17, 1976 vs. Hou. Oilers

OPPONENT

- 99t T.Green to M.Boerigter, Dec. 22, 2002 at K.C.
- 98t J.Lee to W.Dewveall, Nov. 25, 1962 at Hou. Oilers
- 96t J.Montana to J.Rice, Nov. 27, 1988 vs. S.F.
- 93t C.Morton to S.Watson, Sept. 27, 1981 at Denver
- 90t S.DeBerg to J.Birden, Nov. 18, 1990 at K.C.
- C.Davidson to D.Dorsey, Dec. 2, 1962 vs. Oak.
- 89t N.O'Donnell to D.Stone, Sept. 1, 1991 at Pit.
- 87t D.Carr to A.Cooper, Dec. 31, 2017 vs. Oak.
- J.Namath to D.Maynard, Nov. 24, 1968 vs. N.Y. Jets
- F.Tripucka to A.Frazier, Nov. 12, 1961 at Den.

FIELD GOALS

CHARGERS

- 59 Michael Badgley, Dec. 9, 2018 vs. Cincinnati
- 57 Nate Kaeding, Dec. 21, 2008 at Tampa Bay
- 55 Cameron Dicker, Nov. 6, 2023 at N.Y. Jets
- Cameron Dicker, Oct. 22, 2023 at Kansas City
- Nate Kaeding, Nov. 29, 2009 vs. Kansas City
- 54 Josh Lambo, Oct. 12, 2015 vs. Pittsburgh
- Nate Kaeding, Oct. 1, 2006 at Baltimore
- John Carney, Sept. 17, 2000 at Kansas City
- John Carney, Sept. 6, 1998 vs. Buffalo
- John Carney, Nov. 10, 1991 vs. Seattle

OPPONENT

- 61 Brandon McManus, Jan. 2, 2022 vs. Denver
- 58 Harrison Butker, Sept. 20, 2020 vs. K.C. (OT)
- Harrison Butker, Sept. 20, 2020 vs. K.C. (OT)
- Dan Miller, Dec. 26, 1982 vs. Baltimore Colts
- 56 Greg Zuerlein, Sept. 19, 2021 vs. Dallas
- Justin Tucker, Dec. 22, 2018 vs. Baltimore
- Sebastian Janikowski, Oct. 9, 2016 at Oakland
- 55 Jason Sanders, Dec. 11, 2022 vs. Miami
- Daniel Carlson, Dec. 4, 2022 at Las Vegas
- Daniel Carlson, Sept. 11, 2022 vs. Las Vegas
- Jason Elam, Nov. 7, 1999 vs. Denver
- Gary Anderson, Nov. 25, 1984 at Pittsburgh
- George Blanda, Dec. 3, 1961 vs. Houston Oilers

PUNTS

CHARGERS

- 83 JK Scott, Dec. 10, 2023 vs. Denver
- 82 Paul Maguire, Nov. 19, 1961 vs. Dallas Texans
- 73 Dennis Partee, Oct. 17, 1971 at Denver
- 72 Mike Scifres, Sept. 21, 2014 at Buffalo
- 71 Mike Scifres, Nov. 10, 2011 vs. Oakland
- Mike Scifres, Oct. 1, 2006 at Baltimore
- Mike Scifres, Dec. 4, 2005 vs. Oakland
- Maurry Buford, Sept. 12, 1982 at Denver
- John Hadl, Nov. 8, 1964 at Denver
- 70 Mike Scifres, Nov. 25, 2007 vs. Baltimore

OPPONENT

- 81 Dustin Colquitt, Dec. 2, 2007 at Kansas City
- 79 Drew Butler, Dec. 9, 2012 at Pittsburgh
- 77 Greg Montgomery, Sept. 19, 1993 vs. Hou. Oilers
- 75 Kevin Huber, Dec. 1, 2013 vs. Cincinnati
- 74 Tommy Townsend, Sept. 15, 2022 at Kansas City
- Bob Grupp, Nov. 4, 1979 at Kansas City
- 73 Shane Lechler, Sept. 28, 2003 vs. Oakland
- 72 Ryan Plackemeier, Dec. 24, 2006 at Seattle
- Chris Gardocki, Oct. 26, 1997 vs. Indianapolis
- Bob Scarpitto, Oct. 22, 1967 at Denver
- Jerrel Wilson, Sept. 29, 1963 vs. Kansas City

INTERCEPTION RETURNS

CHARGERS

- 103t Vencie Glenn, Nov. 29, 1987 vs. Denver
- 102t Donald Frank, Oct. 31, 1993 at L.A. Raiders
- 100t Leslie "Speedy" Duncan, Oct. 15, 1967 vs. K.C.
- 99t Shaun Gayle, Dec. 23, 1995 at N.Y. Giants
- Stanley Richard, Sept. 4, 1994 at Denver
- Gill Byrd, Oct. 4, 1984 at Kansas City
- 90t Desmond King, Nov. 23, 2017 at Dallas
- Jahleel Addae, Jan. 1, 2017 vs. Kansas City
- 86 Trevor Williams, Sept. 30, 2018 vs. S.F.
- 83t Willie Clark, Sept. 22, 1996 at Oakland

OPPONENT

- 102t Louis Breeden, Nov. 8, 1981 vs. Cincinnati
- 99t Jaylen Watson, Sept. 15, 2022 at Kansas City
- Janoris Jenkins, Nov. 23, 2014 vs. St. Louis
- Kevin Ross, Sept. 6, 1992 vs. Kansas City
- 96t Ray Griffin, Nov. 11, 1979 at Cincinnati
- Bashaud Breeland, Dec. 10, 2017 vs. Was.
- 91t Chad Greenway, Sept. 27, 2015 at Minnesota
- Fred Williamson, Sept. 30, 1962 at Oakland
- 90t Leroy Butler, Sept. 15, 1996 at Green Bay
- Deion Sanders, Dec. 11, 1994 vs. S.F.
- 87t Mark McMillian, Dec. 14, 1997 vs. K.C.

KICKOFF RETURNS

CHARGERS

- 105t Richard Goodman, Jan. 1, 2012 at Oakland
- 103t Darren Sproles, Sept. 14, 2008 at Denver
- Keith Lincoln, Sept. 16, 1962 vs. Titans of N.Y.
- 101t Andre Roberts, Jan. 2, 2022 vs. Denver
- 99t Micheal Spurlock, Dec. 30, 2012 vs. Oakland
- 98t Gary Anderson, Nov. 17, 1985 at Denver
- 95t Nate Lewis, Nov. 17, 1991 vs. New Orleans
- 94t Jamie Holland, Dec. 18, 1988 vs. Kansas City
- 93t Ronney Jenkins, Nov. 18, 2001 at Oakland
- Ronney Jenkins, Sept. 10, 2000 vs. N.O.
- Anthony Miller, Nov. 20, 1988 at L.A. Rams

OPPONENT

- 104t Mecole Hardman, Dec. 29, 2019 at K.C.
- Ira Mathews, Oct. 25, 1979 at Oakland
- 103t Percy Harvin, Sept. 11, 2011 vs. Minnesota
- 101t Leon Washington, Sept. 26, 2010 at Seattle
- Brian Mitchell, Dec. 6, 1998 at Washington
- 99t Leon Washington, Sept. 26, 2010 at Seattle
- Byron Hanspard, Dec. 7, 1997 vs. Atlanta
- 98t Will Blackwell, Dec. 24, 2000 vs. Pittsburgh
- 97t Cassius Vaughn, Jan. 2, 2011 at Denver
- Tim Brown, Sept. 4, 1988 at L.A. Raiders

PUNT RETURNS

CHARGERS

95t Leslie "Speedy" Duncan, Nov. 24, 1968 vs. NYJ
90t Darrien Gordon, Sept. 25, 1994 at L.A. Raiders
88t Andre Coleman, Sept. 17, 1995 at Philadelphia
Mike Fuller, Oct. 9, 1977 at New Orleans
87t Derius Davis, Nov. 6, 2023 at N.Y. Jets
85t Eric Metcalf, Nov. 2, 1997 at Cincinnati
84t Tim Dwight, Sept. 9, 2001 vs. Washington
Ron Smith, Nov. 18, 1973 vs. New Orleans
83t Eric Metcalf, Nov. 30, 1997 vs. Denver
82t Paul Lowe, Oct. 7, 1961 at Boston

OPPONENT

95t Tyreek Hill, Jan. 1, 2017 vs. Kansas City
94t Dexter McCluster, Sept. 13, 2010 at K.C.
92t Rick Upchurch, Oct. 3, 1976 at Denver
91t Tyreek Hill, Sept. 9, 2018 vs. Kansas City
86t Tamarick Vanover, Oct. 9, 1995 at Kansas City
82t George Atkinson, Oct. 13, 1968 at Oakland
82 Ray Buchanan, Nov. 3, 1996 at Indianapolis
81 Dennis Northcutt, Nov. 5, 2006 vs. Cleveland
80t Phillip Buchanon, Dec. 28, 2003 vs. Oakland
79t Lemar Parrish, Dec. 6, 1970 vs. Cincinnati

FUMBLE RETURNS

CHARGERS

86t Eric Weddle, Nov. 30, 2008 vs. Atlanta
82t Donnie Edwards, Nov. 10, 2002 at St. Louis
81t Vencie Glenn, Oct. 22, 1989 vs. N.Y. Giants
79t Marlon McCree, Oct. 29, 2006 vs. St. Louis
78t Paul Bradford, Nov. 23, 1997 at San Francisco
75t Keith Browner (25 yds.) lateral to
Sam Seale(50 yds.), Nov. 20, 1988
at L.A. Rams
61t Tevaughn Campbell, Dec. 5, 2021 at Cincinnati
Caraun Reid, Sept. 25, 2016 at Indianapolis
58t Rick Redman, Oct. 2, 1966 vs. Miami
53t Darrell Stuckey, Dec. 7, 2014 vs. New England
53 Henry Rolling, Oct. 6, 1991 at L.A. Raiders

OPPONENT

97t Mike Edwards, Jan. 7, 2024 vs. Kansas City
68 A.J. Duhe, Oct. 15, 1978 vs. Miami
65t Tony Carter, Oct. 15, 2012 vs. Denver
64t Tyvon Branch, Oct. 10, 2010 at Oakland
63t Joey Browner, Sept. 2, 1984 at Minnesota
63 Rob Ninkovich, Oct. 24, 2010 vs. N.E.
62 Carlton Gray, Oct. 27, 1996 at Seattle
59t George Atkinson, Nov. 25, 1973 at Oakland
57t Tyreek Hill, Dec. 11, 2022 vs. Miami
56t Ifeadi Odenigbo, Dec. 15, 2019 vs. Minnesota

BLOCKED PUNT RETURNS

CHARGERS

35t Bob Zeman, Oct. 7, 1961 at Boston
21t Derrie Nelson, Nov. 13, 1983 vs. Dallas
19 Pete Lazetich, Sept. 24, 1972 vs. Denver
5 Gene Selawski, Oct. 22, 1961 at Oakland
4 Wayne Davis, Nov. 17, 1985 at Denver
3 Steve Heiden, Dec. 17, 2000 at Carolina
0t Jacob Hester, Oct. 25, 2009 at Kansas City
Darryll Lewis, Sept. 26, 1999 vs. Indianapolis
0s Carlos Polk, Sept. 22, 2002 at Arizona
0 Corey Lynch, Sept. 10, 2012 at Oakland

OPPONENT

37t Frank Warren, Nov. 17, 1991 vs. New Orleans
29t Adam Hayward, Nov. 11, 2012 at Tampa Bay
16 Randy McClanahan, Sept. 18, 1977 at Oak.
15 Walt Landers, Sept. 24, 1978 vs. Green Bay
14 Glen Cadrez, Oct. 13, 2002 vs. Kansas City
9 Tyrone Braxton, Oct. 2, 1988 vs. Denver
5t Hiram Eugene, Oct. 10, 2010 at Oakland
2t Jerry Robinson, Nov. 20, 1986 vs. L.A. Raiders
0s Nick Schommer, Oct. 31, 2010 vs. Tennessee
Rock Cartwright, Oct. 10, 2010 at Oakland

BLOCKED FIELD GOAL RETURNS

CHARGERS

72t Leslie "Speedy" Duncan, Nov. 23, 1967 vs. Den.
35 Tom Day, Oct. 15, 1967 vs. Kansas City
28 Jim Tolbert, Nov. 15, 1971 vs. St. Louis
27 Kenny Graham, Nov. 15, 1964 at Kansas City
25 Jeff Staggs, Oct. 25, 1970 vs. Houston Oilers

OPPONENT

66 Tommy Casanova, Sept. 22, 1974 at Cin.
65t Matt Ware, Oct. 23, 2005 at Philadelphia
60 Louis Wright, Nov. 17, 1985 at Denver
54t Doug Evans, Dec. 17, 2000 at Carolina
44t Devin McCourty, Dec. 6, 2020 vs. N.E.
42t Ray McElroy, Oct. 26, 1997 vs. Indianapolis
28 John Barmlett, Nov. 27, 1966 vs. Denver
17 Charlie West, Dec. 5, 1971 vs. Minnesota
Mike Statton, Oct. 1, 1967 vs. Buffalo
16 Daniel Thomas, Oct. 25, 2020 vs. Jax.
Fletcher Smith, Oct. 15, 1967 vs. Kansas City

MISSED FIELD GOAL RETURNS

CHARGERS

109t Antonio Cromartie, Nov. 4, 2007 at Min.

INDIVIDUAL POSTSEASON RECORDS

*NFL Record

SCORING

Most Points, Career

- 42 Nate Kaeding, 2004-09
- 37 Rolf Benirschke, 1977-86
- 30 John Carney, 1990-2000

Most Points, Game

- 15 Michael Badgley, AFC Wild Card, Jan. 6, 2019, at Baltimore
- 12 (10x) Last: Cameron Dicker and Austin Ekeler, AFC Wild Card, Jan. 14, 2023 at Jax.
- 11 Rolf Benirschke, AFC Divisional, Jan. 2, 1982 at Miami

Most Touchdowns, Career

- 4 Darren Sproles, 2005-09
- LaDainian Tomlinson, 2001-09
- Kellen Winslow, 1979-87
- Charlie Joiner, 1976-86
- 3 (4x) Last: Keenan Allen, 2013-22
- 2 (8x) Last: Austin Ekeler, 2017-22

Most Touchdowns, Game

- 2 (8x) Last: Austin Ekeler, AFC Wild Card Jan. 14, 2023 at Jacksonville
- 1 (53x) Last: Gerald Everett, AFC Wild Card Jan. 14, 2023 at Jacksonville

Most Points After Touchdown, Career

- 18 Nate Kaeding, 2004-09
- 16 Rolf Benirschke, 1977-86
- 9 John Carney, 1990-2000

Most Points After Touchdown, Game

- 6 George Blair, AFL Championship, Jan. 5, 1964 vs. Boston
- 5 Rolf Benirschke, AFC Divisional, Jan. 2, 1982 at Miami
- 4 (2x) Last: Nate Kaeding, AFC Divisional, Jan. 13, 2008 at Indianapolis

Most Two-Point Conversions, Game

- 1 (4x) Last: Keenan Allen, AFC Divisional, Jan. 13, 2019 at New England

FIELD GOALS

Most, Career

- 8 Nate Kaeding, 2004-09
- 7 John Carney, 1990-2000
- Rolf Benirschke, 1977-86
- 5 Michael Badgley, 2018-20

Most, Game

- 5 Michael Badgley, AFC Wild Card, Jan. 6, 2019 at Baltimore
- 4 Nate Kaeding, AFC Championship, Jan. 20, 2008 at New England
- 3 Cameron Dicker, AFC Wild Card, Jan. 14, 2023 at Jacksonville
- Ben Agajanian, AFL Championship, Jan. 1, 1961 vs. Houston Oilers

Longest

- 54 John Carney, AFC Wild Card, Dec. 31, 1995 vs. Indianapolis
- 53 Michael Badgley, AFC Wild Card, Jan. 6, 2019 at Baltimore
- 50 Cameron Dicker, AFC Wild Card, Jan. 14, 2023 at Jacksonville

RUSHING

Most Attempts, Career

- 110 Chuck Muncie, 1980-84
- 96 LaDainian Tomlinson, 2001-09
- 63 Natrone Means, 1993-95, 98-99

Most Attempts, Game

- 26 LaDainian Tomlinson, AFC Wild Card, Jan. 8, 2005 vs. New York Jets
- 25 Chuck Muncie, AFC First Round, Jan. 9, 1983 at Pittsburgh
- 24 Natrone Means, AFC Divisional, Jan. 8, 1995 vs. Miami
- Chuck Muncie, AFC Divisional, Jan. 2, 1982 at Miami

Most Yards, Career

- 516 Chuck Muncie, 1980-84
- 380 Paul Lowe, 1960-68
- 327 LaDainian Tomlinson, 2001-09

Most Yards, Game

- 206 Keith Lincoln, AFL Championship, Jan. 5, 1964 vs. Boston
- 165 Paul Lowe, AFL Championship, Jan. 1, 1961 at Houston Oilers
- 139 Natrone Means, AFC Divisional, Jan. 8, 1995 vs. Miami

Most Touchdowns, Career

- 4 LaDainian Tomlinson, 2001-09
- 3 Chuck Muncie, 1980-84
- 2 (6x) Last: Austin Ekeler, 2017-22

Most Touchdowns, Game

- 2 Austin Ekeler, AFC Wild Card, Jan. 14, 2023 at Jacksonville
- Darren Sproles, AFC Wild Card, Jan. 3, 2009 vs. Indianapolis
- LaDainian Tomlinson, AFC Divisional, Jan. 14, 2007 vs. New England
- 1 (24x) Last: Melvin Gordon, AFC Divisional, Jan. 13, 2019 at New England

Longest Run

- 67t Keith Lincoln, AFL Championship, Jan. 5, 1964 vs. Boston
- 58t Ronnie Brown, AFC Wild Card, Jan. 5, 2014 at Cincinnati
- Paul Lowe, AFL Championship, Jan. 5, 1964 vs. Boston
- 56t Keith Lincoln, AFL Championship, Jan. 5, 1964 vs. Boston

PASSING

Most Attempts, Career

- 355 Philip Rivers 2004-19
- 286 Dan Fouts 1973-87
- 228 Stan Humphries 1992-97

Most Completions, Career

- 211 Philip Rivers, 2004-19
- 159 Dan Fouts, 1973-1987
- 118 Stan Humphries, 1992-97

Highest Completion Pct., Career (min. 40 att.)

- 73.8 Drew Brees, 2001-04
- 59.4 Philip Rivers, 2004-19
- 58.1 Justin Herbert, 2020-22

Most Attempts, Game

- 53 Dan Fouts, AFC Divisional, Jan. 2, 1982 at Miami (OT)
- 51 Philip Rivers, AFC Divisional, Jan. 13, 2019 at New England
- 49 Stan Humphries, Super Bowl XXIX, Jan. 29, 1995 vs. San Francisco

Most Completions, Game

- 33 Dan Fouts, AFC Divisional, Jan. 2, 1982 at Miami (OT)
- 31 Drew Brees, AFC Wild Card, Jan. 8, 2005 vs. New York Jets
- 28 Stan Humphries, AFC Wild Card, Dec. 31, 1995 vs. Indianapolis

Highest Completion Pct, Game (min. 10 att.)

- 75.0 Philip Rivers, AFC Wild Card, Jan. 5, 2014 at Cincinnati
- 73.8 Drew Brees, AFC Wild Card, Jan. 8, 2005 vs. New York Jets
- 73.7 Philip Rivers, AFC Divisional, Jan. 13, 2008 at Indianapolis

Most Yards, Career

- 2,656 Philip Rivers, 2004-19
- 2,125 Dan Fouts, 1973-87
- 1,347 Stan Humphries, 1992-97

Most Yards, Game

- 433 Dan Fouts, AFC Divisional, Jan. 2, 1982 at Miami (OT)
- 336 Dan Fouts, AFC Championship, Jan. 11, 1981 vs. Oakland
- 333 Dan Fouts, AFC First Round, Jan. 9, 1983 at Pittsburgh

Most Touchdowns, Career

- 14 Philip Rivers, 2004-19
- 12 Dan Fouts, 1973-87
- 6 Stan Humphries, 1992-97

Most Touchdowns, Game

- 3 (5x) Last: Philip Rivers, AFC Divisional, Jan. 13, 2019 at New England
- 2 (6x) Last: Philip Rivers, AFC Divisional, Jan. 12, 2014 at Denver
- 1 (10x) Last: Justin Herbert, AFC Wild Card, Jan. 14, 2023 at Jacksonville

Highest Passer Rating, Career (min. 40 att.)

- 101.2 Drew Brees, 2001-04
- 84.7 Justin Herbert, 2020-22
- 84.2 Philip Rivers, 2004-19

Highest Passer Rating, Game (min. 10 att.)

- 145.3 Tobin Rote, AFL Championship, Jan. 5, 1964 vs. Boston
- 133.2 Philip Rivers, AFC Divisional, Jan. 13, 2008 at Indianapolis
- 132.1 John Hadl, AFL Championship, Jan. 5, 1964 vs. Boston

Most Games 300 Yards or More, Career

- 5 Dan Fouts, 1973-87
- 2 Philip Rivers, 2004-19
- 1 Drew Brees, 2001-04

Most Games 400 Yards or More, Career

- 1 Dan Fouts, 1973-87

Longest Completion

- 62t Philip Rivers, AFC Divisional, Jan. 11, 2009 at Pittsburgh
- 58 Philip Rivers, AFC Divisional, Jan. 14, 2007 vs. New England
- 56t Philip Rivers, AFC Divisional, Jan. 13, 2008 at Indianapolis

Most Interceptions, Career

- 16 Dan Fouts, 1973-87
- 13 Stan Humphries, 1992-97
- 10 Philip Rivers, 2004-19

Most Interceptions, Game

- 5 Dan Fouts, AFC Second Round, Jan. 16, 1983 at Miami
- Dan Fouts, AFC Divisional, Dec. 29, 1979 vs. Houston Oilers
- 4 (3x) Last: Stan Humphries, AFC Wild Card, Dec. 31, 1995 vs. Indianapolis
- 2 (9x) Last: Philip Rivers, AFC Divisional, Jan. 17, 2010 vs. New York Jets

RECEIVING

Most Receptions, Career

- 51 Antonio Gates, 2003-18
- 39 Ronnie Harmon, 1990-95
- 30 Charlie Joiner, 1976-86

Most Receptions, Game

- 13 Kellen Winslow, AFC Divisional, Jan. 2, 1982 at Miami (OT)
- 10 Ronnie Harmon, AFC Wild Card, Dec. 31, 1995 vs. Indianapolis
- 9 (4x) Last: Eric Parker, AFC Wild Card, Jan. 8, 2005 vs. New York Jets

Most Yards, Career

- 540 Antonio Gates, 2003-18
- 539 Charlie Joiner, 1976-86
- 503 Vincent Jackson, 2005-09

Most Yards, Game

- 166 Kellen Winslow, AFC Divisional, Jan. 2, 1982 at Miami (OT)
- 142 Keenan Allen, AFC Divisional, Jan. 12, 2014 at Denver
- 133 Ronnie Harmon, AFC Wild Card, Dec. 31, 1995 vs. Indianapolis

Most Touchdowns, Career

- 4 Kellen Winslow, 1979-87
- Charlie Joiner, 1976-86
- 3 Keenan Allen, 2013-22
- Vincent Jackson, 2005-11
- 2 (5x) Last: Antonio Gates, 2003-18

Most Touchdowns, Game

- 2 (4x) Last: Keenan Allen, AFC Divisional, Jan. 12, 2014 at Denver
- 1 (31x) Last: Gerald Everett, AFC Wild Card, Jan. 14, 2023 at Jacksonville

SCRIMMAGE YARDS

Most, Career

- 644 Chuck Muncie, 1980-84
- 540 Antonio Gates, 2003-18
- 539 Charlie Joiner, 1976-86

Most, Game

- 329 Keith Lincoln, AFL Championship, Jan. 5, 1964 vs. Boston
- 187 LaDainian Tomlinson, AFC Divisional, Jan. 14, 2007 vs. New England
- 170 Paul Lowe, AFL Championship, Jan. 1, 1961 at Houston Oilers

INTERCEPTIONS

Most Interceptions, Career

- 3 Asante Samuel, 2020-22
- Drayton Florence, 2003-07
- Glen Edwards, 1978-81
- 2 (5x) Last: Quentin Jammer, 2002-09
- 1 (21x) Last: Drue Tranquill, 2019-22

Most Interceptions, Game

- 3 Asante Samuel, AFC Wild Card Jan. 14, 2023 at Jacksonville
- 2 (4x) Last: Glen Edwards, AFC Divisional, Jan. 3, 1981 vs. Buffalo
- 1 (29x) Last: Drue Tranquill, AFC Wild Card, Jan. 14, 2023 at Jacksonville

Most Interception Return Yards, Career

- 62 Glen Edwards, 1978-81
- 45 Bud Whitehead, 1961-68
- 40 Darren Carrington, 1991-94

Most Interception Return Yards, Game

- 45 Bud Whitehead, AFL Championship Dec. 24, 1961 vs. Houston Oilers
- 40 Darren Carrington, AFC Wild Card, Jan. 12, 1993 vs. Kansas City
- 35 Bruce Laird, AFC First Round, Jan. 9, 1983 at Pittsburgh
- Glen Edwards, AFC Divisional, Jan. 2, 1982 at Miami (OT)

Longest Interception Return

- 40 Darren Carrington, AFC Wild Card, Jan. 12, 1993 vs. Kansas City
- 30 Shareece Wright, AFC Wild Card, Jan. 5, 2014 at Cincinnati
- Antonio Cromartie, AFC Divisional, Jan. 13, 2008 at Indianapolis
- 24 Quentin Jammer, AFC Divisional, Jan. 17, 2010 vs. New York Jets

SACKS

Most, Career (since 1982)

- 3.0 Shawn Lee, 1992-95
- 2.5 Leslie O'Neal, 1992-95
- 2.0 Melvin Ingram, 2012-20
- Eric Weddle, 2007-15
- Luis Castillo, 2005-11
- Shawne Merriman, 2005-10
- Raylee Johnson, 1993-2003
- Burt Grossman, 1989-93

Most, Game (since 1982)

- 2.5 Leslie O'Neal, AFC Wild Card, Jan. 2, 1993 vs. Kansas City
- 2.0 (6x) Last: Melvin Ingram, AFC Wild Card, Jan. 6, 2019 at Baltimore
- 1.5 Steve Foley, AFC Wild Card, Jan. 8, 2005 vs. New York Jets

PUNTING

Most Punts, Career

- 52 Mike Scifres, 2003-13
- 13 John Kidd, 1990-94
- 11 Donnie Jones, 2018
- Bryan Wagner, 1994

Most Punts, Game

- 7 Mike Scifres, AFC Divisional, Jan. 14, 2007 vs. New England
- John Kidd, AFC Divisional, Jan. 10, 1993 at Miami
- 6 (7x) Last: Donnie Jones, AFC Divisional, Jan. 13, 2019 at New England
- 5 (7x) Last: JK Scott, AFC Wild Card, Jan. 14, 2023 at Jacksonville

Most Yards, Career

- 2,330 Mike Scifres, 2003-13
- 587 John Kidd, 1990-94
- 474 Bryan Wagner, 1994

Most Yards, Game

- 324 John Kidd, AFC Divisional, Jan. 10, 1993 at Miami
- 316 Mike Scifres, AFC Wild Card, Jan. 3, 2009 vs. Indianapolis (OT)
- 297 Mike Scifres, AFC Wild Card, Jan. 17, 2010 vs. New York Jets

Longest Punt

- 67 Mike Scifres, AFC Wild Card, Jan. 3, 2009 vs. Indianapolis (OT)
- 66 Mike Scifres, AFC Divisional, Jan. 13, 2008 at Indianapolis
- 65 Darren Bennett, AFC Wild Card, Dec. 31, 1995 vs. Indianapolis

Highest, Career (minimum 4 punts)

- 45.2 John Kidd, 1990-94
- 44.8 Mike Scifres, 2003-13
- 43.9 John Hadl, 1962-72

Highest, Game (minimum 2 punts)

- 59.0 Mike Scifres, AFC Divisional, Jan. 13, 2008 at Indianapolis
- 54.5 Darren Bennett, AFC Wild Card, Dec. 31, 1995 vs. Indianapolis
- 52.7 Mike Scifres, AFC Wild Card, Jan. 3, 2009 vs. Indianapolis (OT)

PUNT RETURNS

Most Returns, Career

- 12 Darren Sproles, 2005-09
- 8 Mike Fuller, 1975-80
- 7 Eric Parker, 2002-06

Most Returns, Game

- 5 Eric Parker, AFC Divisional, Jan. 14, 2007 vs. New England
- 4 (2x) Last: Desmond King, AFC Wild Card, Jan. 6, 2019 at Baltimore
- 3 (6x) Last: Darren Sproles, AFC Wild Card, Jan. 3, 2009 vs. Indianapolis (OT)

Most Yards, Career

- 107 Darren Sproles, 2005-09
- 99 Mike Fuller, 1975-80
- 63 Wes Chandler, 1981-87

Most Yards, Game

- 72 Darren Sproles, AFC Wild Card, Jan. 3, 2009 vs. Indianapolis (OT)
- 56 Wes Chandler, AFC Divisional, Jan. 2, 1982 at Miami (OT)
- 46 Desmond King, AFC Wild Card, Jan. 6, 2019 at Baltimore

Longest Return

- 56t Wes Chandler, AFC Divisional, Jan. 2, 1982 at Miami (OT)
- 33 Desmond King, AFC Wild Card, Jan. 6, 2019 at Baltimore

Most Touchdowns, Career

- 1 Wes Chandler, 1981-87

KICKOFF RETURNS

Most Returns, Career

- 21 Darren Sproles, 2005-09
- 19 Andre Coleman, 1994-96
- 17 James Brooks, 1981-83

Most Returns, Game

- 8 Andre Coleman, Super Bowl XXIX, Jan. 29, 1995 vs. San Francisco
- 6 Andre Coleman, AFC Wild Card, Dec. 31, 1995 vs. Indianapolis
- 5 (6x) Last: Desmond King, AFC Divisional, Jan. 13, 2019 at New England

Most Yards, Career

- 537 Darren Sproles, 2005-09
- 483 Andre Coleman, 1994-96
- 283 James Brooks, 1981-83

Most Yards, Game

- 244 Andre Coleman, Super Bowl XXIX, Jan. 29, 1995 vs. San Francisco
- 164 Darren Sproles, AFC Divisional, Jan. 11, 2009 at Pittsburgh
- 147 Leslie "Speedy" Duncan, AFL Championship, Dec. 26, 1964 at Buffalo

Longest Return

- 98t Andre Coleman, Super Bowl XXIX, Jan. 29, 1995 vs. San Francisco
- 72 Desmond King, AFC Wild Card, Jan. 6, 2019 at Baltimore
- 63 Darren Sproles, AFC Divisional, Jan. 11, 2009 at Pittsburgh

Most Touchdowns, Career

- 1 Andre Coleman, 1994-96

SERVICE

Most Games

- 12 Antonio Gates, 2003-18
- David Binn, 1994-2010
- 11 Philip Rivers, 2004-19
- 10 Nick Hardwick, 2004-13
- Mike Scifres, 2004-13

TEAM POSTSEASON RECORDS

*NFL Record

POINTS

Most, Quarter

- 24 AFC Championship, Jan. 2, 1982 at Miami (1st Q)
- 21 AFL Championship, Jan. 5, 1964 vs. Boston (1st Q)
- 17 AFC Wild Card, Jan. 14, 2023 at Jax. (1st Q)
- AFC Divisional, Jan. 10, 2014 at Den. (4th Q)

Most, Quarter, Opponent

- 21 AFC Divisional, Jan. 13, 2019 at New England (2nd Q)
- AFC Divisional, Jan. 10, 1993 at Mia. (2nd Q)
- AFC Championship, Jan. 11, 1981 vs. Oakland (1st Q)
- 20 AFC Second Round, Jan. 16, 1983 at Miami (2nd Q)
- 14 (11x) Last: AFC Wild Card, Jan. 6, 2019 at Bal.

Most Quarter, Both Teams

- 33 AFC Second Round, Jan. 16, 1983 at Miami (2nd Q)
- 28 (4x) Last: AFC Divisional, Jan. 11, 2009 at Pittsburgh (4th Q)
- 25 AFC Wild Card, Jan. 6, 2019 at Bal. (4th Q)

Most, Game

- 51 AFL Championship, Jan. 5, 1964 vs. Boston
- 41 AFC Divisional, Jan. 2, 1982 at Miami (OT)
- 31 AFC First Round, Jan. 9, 1983 at Pittsburgh

Most, Game, Opponent

- 49 Super Bowl XXIX, Jan. 29, 1995 vs. S.F.
- 41 AFC Divisional, Jan. 13, 2019 at New England
- 38 AFC Divisional, Jan. 2, 1982 at Miami (OT)

Most, Game, Both Teams

- 79 AFC Divisional, Jan. 2, 1982 at Miami (OT)
- 75 Super Bowl XXIX, Jan. 29, 1995 vs. S.F.
- 69 AFC Divisional, Jan. 13, 2019 at New England

Fewest, Game

- 0 AFC Divisional, Jan. 10, 1993 at Miami
- AFL Championship, Dec. 26, 1965 vs. Buffalo
- 3 AFL Championship, Dec. 24, 1961 vs. Houston Oilers
- 7 AFC Championship, Jan. 10, 1982 at Cincinnati
- AFL Championship, Dec. 26, 1964 at Buffalo

Fewest, Game, Opponent

- 0 AFC Wild Card, Jan. 2, 1993 vs. Kansas City
- 6 AFC Wild Card, Jan. 6, 2008 vs. Tennessee
- 10 (3x) Last: AFC Wild Card, Jan. 5, 2014 at Cincinnati

Fewest, Game, Both Teams

- 13 AFL Championship, Dec. 24, 1961 vs. Houston Oilers
- 17 AFC Wild Card, Jan. 2, 1993 vs. Kansas City
- 23 (2x) Last: AFC Wild Card, Jan. 6, 2008 vs. Tennessee

TOUCHDOWNS

Most, Game

- 7 AFL Championship, Jan. 5, 1964 vs. Boston
- 5 AFC Divisional, Jan. 2, 1982 at Miami (OT)
- 4 (3x) Last: AFC Divisional, Jan. 13, 2019 at New England

Most, Game, Opponent

- 7 Super Bowl XXIX, Jan. 29, 1995 vs. S.F.
- 5 (4x) Last: AFC Divisional, Jan. 13, 2019 at New England
- 4 (5x) Last: AFC Wild Card, Jan. 14, 2023 at Jacksonville

Most, Game, Both Teams

- 10 Super Bowl XXIX, Jan. 29, 1995 vs. S.F.
- AFC Divisional, Jan. 2, 1982 at Miami (OT)
- 9 AFC Divisional, Jan. 13, 2019 at New England
- 8 (3x) Last: AFC Divisional, Jan. 11, 2009 at Pittsburgh

POINTS AFTER TOUCHDOWN

Most, Game

- 6 AFL Championship, Jan. 5, 1964 vs. Boston
- 5 AFC Divisional, Jan. 2, 1982 at Miami (OT)
- 4 (2x) Last: AFC Divisional, Jan. 13, 2008 at Indianapolis

Most, Game, Opponent

- 7 Super Bowl XXIX, Jan. 29, 1995 vs. S.F.
- 5 (4x) Last: AFC Divisional, Jan. 13, 2019 at New England
- 4 (4x) Last: AFC Divisional, Jan. 10, 1993 at Miami

Most, Game, Both Teams

- 10 Super Bowl XXIX, Jan. 29, 1995 vs. S.F.
- AFC Divisional, Jan. 2, 1982 at Miami (OT)
- 8 (2x) Last: AFC Divisional, Jan. 11, 2009 at Pittsburgh
- 7 (5x) Last: AFC Divisional, Jan. 13, 2019 at New England

Most Two-Point Conversions, Game

- 2 Super Bowl XXIX, Jan. 29, 1995 vs. S.F.
- 1 AFC Divisional, Jan. 13, 2019 at New England

Most Two-Point Conversions, Game, Opponent

- 1 AFC Wild Card, Jan. 14, 2023 at Jacksonville
- AFC Divisional, Jan. 14, 2007 vs. N.E.

FIELD GOALS

Most, Game

- 5 AFC Wild Card, Jan. 6, 2019 at Baltimore
- 4 AFC Championship, Jan. 20, 2008 at N.E.
- 3 AFC Wild Card, Jan. 14, 2023 at Jacksonville
- AFL Championship, Jan. 1, 1961 at Houston Oilers

Most, Game, Opponent

- 4 AFC Championship, Jan. 20, 2008 at N.E.
- 3 (2x) Last: AFC Divisional, Jan. 14, 2007 at New England
- 2 (7x) Last: AFC Divisional, Jan. 13, 2019 at New England

Most, Game, Both Teams

- 6 AFC Wild Card, Jan. 6, 2019 at Baltimore
- 4 (4x) Last: AFC Wild Card, Jan. 14, 2023 at Jacksonville
- 3 (7x) Last: AFC Wild Card, Jan. 5, 2014 at Cincinnati

FIRST DOWNS

Most, Game

- 33 AFC Divisional, Jan. 2, 1982 at Miami (OT)
- 29 AFC First Round, Jan. 9, 1983 at Pittsburgh
- 28 AFC Divisional, Jan. 8, 1995 vs. Miami

Most, Game, Opponent

- 30 AFC Divisional, Jan. 13, 2019 at New England
- 29 AFC Second Round, Jan. 16, 1983 at Miami
- 28 Super Bowl XXIX, Jan. 29, 1995 vs. S.F.

Most, Game, Both Teams

- 58 AFC Divisional, Jan. 2, 1982 at Miami (OT)
- 55 AFC First Round, Jan. 9, 1983 at Pittsburgh
- 52 AFC Divisional, Jan. 13, 2019 at New England

Fewest, Game

- 10 AFC Divisional, Jan. 10, 1993 at Miami
- 12 AFL Championship, Dec. 26, 1965 vs. Buffalo
- 13 (2x) Last: AFC Divisional, Jan. 12, 2014 at Denver

Fewest, Game, Opponent

- 11 AFC Wild Card, Jan. 6, 2019 at Baltimore
- 14 (3x) Last: AFC Divisional, Jan. 17, 2010 vs. New York Jets
- 15 (2x) Last: AFC Wild Card, Jan. 6, 2008 vs. Tennessee

Fewest, Game, Both Teams

- 25 AFC Wild Card, Jan. 6, 2019 at Baltimore
- 26 AFL Championship, Dec. 26, 1965 vs. Buffalo
- 28 AFC Divisional, Jan. 10, 1993 at Miami

FIRST DOWNS RUSHING

Most, Game

- 12 AFC Divisional, Jan. 14, 2007 at N.E.
- AFC Divisional, Jan. 8, 1995 vs. Miami
- 11 (5x) Last: AFC Wild Card, Jan. 3, 2009 vs. Indianapolis (OT)
- 10 AFC Divisional, Jan. 2, 1982 at Miami (OT)

Most, Game, Opponent

- 15 AFC Second Round, Jan. 16, 1983 at Miami
- 13 (2x) Last: AFC Divisional, Jan. 12, 2014 at Denver
- 12 (2x) Last: AFC Divisional, Jan. 11, 2009 at Pittsburgh

Most, Game, Both Teams

- 20 AFC Second Round, Jan. 16, 1983 at Miami
- 19 (2x) Last: AFC Wild Card, Jan. 5, 2014 at Cincinnati
- 17 (3x) Last: AFC Championship, Jan. 20, 2008 at New England

Fewest, Game

- 1 (2x) Last: AFC Divisional, Jan. 12, 2014 at Denver
- 2 (2x) Last: AFC Divisional, Jan. 13, 2019 at New England
- 3 (2x) Last: AFC Wild Card, Jan. 6, 2019 at Baltimore

Fewest, Game, Opponent

- 2 AFC Divisional, Jan. 8, 1995 vs. Miami
- 3 (3x) Last: AFC Divisional, Jan. 14, 2007 at New England
- 4 (5x) Last: AFC Wild Card, Jan. 6, 2019 at Baltimore

Fewest, Game, Both Teams

- 7 AFC Wild Card, Jan. 6, 2019 at Baltimore
- 8 (3x) Last: AFC Divisional, Jan. 17, 2010 vs. New York Jets
- 9 AFC Wild Card, Jan. 14, 2023 at Jacksonville
- AFL Championship, Dec. 26, 1965 vs. Buffalo

FIRST DOWNS PASSING

Most, Game

- 21 AFC Divisional, Jan. 2, 1982 at Miami (OT)
- 20 AFC Wild Card, Dec. 31, 1995 vs. Indianapolis
- 19 AFC First Round, Jan. 9, 1983 at Pittsburgh

Most, Game, Opponent

- 21 AFC Divisional, Jan. 13, 2008 at Indianapolis
- AFC Divisional, Jan. 2, 1982 at Miami (OT)
- 20 AFC Wild Card, Jan. 5, 2014 at Cincinnati
- 19 AFC First Round, Jan. 9, 1983 at Pittsburgh

Most, Game, Both Teams

- 42 AFC Divisional, Jan. 2, 1982 at Miami (OT)
- 38 AFC First Round, Jan. 9, 1983 at Pittsburgh
- 35 AFC Divisional, Jan. 13, 2008 at Indianapolis

Fewest, Game

- 7 (5x) Last: AFC Divisional, Jan. 10, 1993 at Miami
- 8 (3x) Last: AFC Wild Card, Jan. 6, 2019 at Baltimore
- 9 (4x) Last: AFC Wild Card, Jan. 5, 2014 at Cincinnati

Fewest, Game, Opponent

- 5 AFC Divisional, Dec. 29, 1979 vs. Houston Oilers
- 6 AFC Divisional, Jan. 17, 2010 vs. N.Y. Jets
- 7 AFC Wild Card, Jan. 6, 2019 at Baltimore

Fewest, Game, Both Teams

- 15 (2x) Last: AFC Wild Card, Jan. 6, 2019 at Baltimore
- 16 (3x) Last: AFC Divisional, Jan. 10, 1993 at Miami
- 17 (2x) Last: AFC Wild Card, Jan. 2, 1993 vs. Kansas City

TOTAL NET YARDS GAINED

Most, Game

- 601 AFL Championship, Jan. 5, 1964 vs. Boston
- 564 AFC Divisional, Jan. 2, 1982 at Miami (OT)
- 479 AFC First Round, Jan. 9, 1983 at Pittsburgh

Most, Game, Opponent

- 498 AFC Divisional, Jan. 13, 2019 at New England
- 466 AFC Divisional, Jan. 2, 1982 at Miami (OT)
- 449 Super Bowl XXIX, Jan. 29, 1995 vs. S.F.

Most, Game, Both Teams

- 1,030 AFC Divisional, Jan. 2, 1982 at Miami (OT)
- 901 AFC First Round, Jan. 9, 1983 at Pittsburgh
- 862 AFL Championship, Jan. 5, 1964 vs. Boston

NET YARDS GAINED RUSHING

Most, Game

- 309 AFL Championship, Jan. 5, 1964 vs. Boston
- 202 AFC Wild Card, Jan. 8, 1995 vs. Miami
- 196 AFC Wild Card, Jan. 5, 2014 at Cincinnati

Most, Game, Opponent

- 219 AFL Championship, Dec. 26, 1964 vs. Buffalo
- 214 AFC Second Round, Jan. 16, 1983 at Miami
- 178 AFC Wild Card, Dec. 31, 1995 vs. Indianapolis

Most, Game, Both Teams

- 384 AFL Championship, Jan. 5, 1964 vs. Boston
- 343 AFL Championship, Dec. 26, 1964 vs. Buffalo
- 323 AFC Wild Card, Dec. 31, 1995 vs. Indianapolis

NET YARDS GAINED PASSING

Most, Game

- 415 AFC Divisional, Jan. 2, 1982 at Miami (OT)
- 351 AFC Championship, Jan. 11, 1981 vs. Oakland
- 333 AFC First Round, Jan. 9, 1983 at Pittsburgh

Most, Game, Opponent

- 402 AFC Divisional, Jan. 13, 2008 at Indianapolis
- 388 AFC Divisional, Jan. 2, 1982 at Miami (OT)
- 349 AFC Championship, Jan. 15, 1995 at Pit.

Most, Game, Both Teams

- 803 AFC Divisional, Jan. 2, 1982 at Miami (OT)
- 714 AFC Divisional, Jan. 13, 2008 at Indianapolis
- 659 AFC Divisional, Jan. 13, 2019 at New England

LEAGUE

STATS

2024 NATIONAL FOOTBALL LEAGUE

TEAM OFFENSIVE TOTALS

CATEGORY	BAL	BUF	CIN	CLE	DEN	HOU	IND	JAX	KC	LAC	LV
GAMES (W-L-T)	0-1-0	1-0-0	0-1-0	0-1-0	0-1-0	1-0-0	0-1-0	0-1-0	1-0-0	1-0-0	0-1-0
FIRST DOWNS	25	23	13	15	13	26	14	17	21	11	14
Rushing	13	8	5	5	7	11	9	7	4	5	1
Passing	11	11	7	8	6	13	4	8	15	6	12
Penalty	1	4	1	2	0	2	1	2	2	0	1
YDS GAINED (tot)	452	352	224	230	231	417	303	267	353	316	296
Avg per Game	452.0	352.0	224.0	230.0	231.0	417.0	303.0	267.0	353.0	316.0	296.0
RUSHING (net)	185	130	70	93	99	213	104	128	72	176	71
Avg per Game	185.0	130.0	70.0	93.0	99.0	213.0	104.0	128.0	72.0	176.0	71.0
Rushes	32	33	16	19	25	40	22	26	20	27	22
Yards per Rush	5.8	3.9	4.4	4.9	4.0	5.3	4.7	4.9	3.6	6.5	3.2
PASSING (net)	267	222	154	137	132	204	199	139	281	140	225
Avg per Game	267.0	222.0	154.0	137.0	132.0	204.0	199.0	139.0	281.0	140.0	225.0
Attempts	41	23	29	45	42	32	19	21	28	26	33
Completions	26	18	21	24	26	24	9	12	20	17	25
Completion Pct	63.4%	78.3%	72.4%	53.3%	61.9%	75.0%	47.4%	57.1%	71.4%	65.4%	75.8%
Yards Gained	273	232	164	169	138	234	212	162	291	144	257
Sacked	1	2	3	6	2	4	2	3	2	1	4
Yards Lost	6	10	10	32	6	30	13	23	10	4	32
Had Intercepted	0	0	0	2	2	0	1	0	1	0	1
Yards Opp Ret	0	0	0	9	4	0	0	0	0	0	3
Opp TDs on Int	0	0	0	0	0	0	0	0	0	0	0
PUNTS	2	2	4	7	8	2	3	6	3	7	5
Avg Yards	37.5	42.5	64.5	51.0	48.6	28.0	50.7	51.8	48.0	47.4	53.0
PUNT RETURNS	1	1	4	5	5	0	0	1	0	1	2
Avg Return	3.0	7.0	5.5	14.4	9.4	0.0	0.0	3.0	0.0	9.0	14.0
Returned for TD	0	0	0	0	0	0	0	0	0	0	0
KICKOFF RETURNS	0	1	0	4	3	0	4	2	2	1	1
Avg Return	0.0	53.0	0.0	24.3	23.0	0.0	27.3	22.0	28.5	35.0	28.0
Returned for TD	0	0	0	0	0	0	0	0	0	0	0
PENALTIES	7	9	2	11	8	5	4	8	6	7	2
Yards Penalized	64	65	10	64	60	30	20	71	45	50	15
FUMBLES BY	1	1	3	1	2	0	0	2	0	0	2
Fumbles Lost	1	1	2	0	1	0	0	1	0	0	2
Opp Fumbles	0	1	1	1	1	0	0	0	1	2	0
Opp Fumbles Lost	0	1	0	0	1	0	0	0	1	2	0
POSS. TIME (avg)	33:43	30:30	25:57	30:54	31:14	40:00	20:00	26:50	26:17	28:16	31:44
TOUCHDOWNS	2	4	1	2	1	3	4	2	3	2	1
Rushing	1	2	1	1	1	1	2	1	2	1	0
Passing	1	2	0	1	0	2	2	1	1	1	1
Returns	0	0	0	0	0	0	0	0	0	0	0
EXTRA POINT KICKS	2/2	4/4	1/1	2/2	1/1	2/2	3/3	2/2	3/3	1/1	1/1
2-PT CONVERSIONS	0/0	0/0	0/0	0/0	0/0	0/1	0/1	0/0	0/0	0/1	0/0
FIELD GOALS MADE/ATTEMPTED	2/3	2/2	1/1	1/1	3/3	3/3	0/0	1/1	2/2	3/3	1/2
POINTS SCORED	20	34	10	17	20	29	27	17	27	22	10

2024 NATIONAL FOOTBALL LEAGUE

TEAM DEFENSIVE TOTALS

CATEGORY	BAL	BUF	CIN	CLE	DEN	HOU	IND	JAX	KC	LAC	LV
POINTS ALLOWED	27	28	16	33	26	27	29	20	20	10	22
OPP FIRST DOWNS	21	18	17	15	19	14	26	18	25	14	11
Rushing	4	7	11	7	5	9	11	5	13	1	5
Passing	15	10	6	8	11	4	13	11	11	12	6
Penalty	2	1	0	0	3	1	2	2	1	1	0
OPP YARDS GAINED (tot)	353	270	290	265	304	303	417	400	452	296	316
Avg per Game	353.0	270.0	290.0	265.0	304.0	303.0	417.0	400.0	452.0	296.0	316.0
OPP RUSHING (net)	72	124	170	102	146	104	213	81	185	71	176
Avg per Game	72.0	124.0	170.0	102.0	146.0	104.0	213.0	81.0	185.0	71.0	176.0
Rushes	20	25	39	25	33	22	40	25	32	22	27
Yards per Rush	3.6	5.0	4.4	4.1	4.4	4.7	5.3	3.2	5.8	3.2	6.5
OPP PASSING (net)	281	146	120	163	158	199	204	319	267	225	140
Avg per Game	281.0	146.0	120.0	163.0	158.0	199.0	204.0	319.0	267.0	225.0	140.0
Pass Attempts	28	31	24	32	25	19	32	37	41	33	26
Pass Completions	20	21	15	19	18	9	24	23	26	25	17
Completion Pct	71.4%	67.7%	62.5%	59.4%	72.0%	47.4%	75.0%	62.2%	63.4%	75.8%	65.4%
Yards Gained	291	162	121	179	171	212	234	338	273	257	144
Sacked	2	4	1	3	2	2	4	3	1	4	1
Yards Lost	10	16	1	16	13	13	30	19	6	32	4
INTERCEPTED BY	1	0	0	0	1	1	0	0	0	1	0
Yards Returned	0	0	0	0	21	0	0	0	0	3	0
Returned for TD	0	0	0	0	0	0	0	0	0	0	0
OPP PUNT RETURNS	0	1	1	5	1	0	0	3	1	2	1
Avg Return	0.0	6.0	10.0	19.2	0.0	0.0	0.0	4.3	3.0	14.0	9.0
Returned for TD	0	0	0	1	0	0	0	0	0	0	0
OPP KICKOFF RETURNS	2	3	1	1	3	4	0	0	0	1	1
Avg Return	28.5	41.0	27.0	34.0	24.7	27.3	0.0	0.0	0.0	28.0	35.0
Returned for TD	0	1	0	0	0	0	0	0	0	0	0
OPP TOUCHDOWNS	3	3	1	3	3	4	3	2	2	1	2
Rushing	2	1	1	1	2	2	1	1	1	0	1
Passing	1	1	0	1	1	2	2	1	1	1	1
Returns	0	1	0	1	0	0	0	0	0	0	0

2024 NATIONAL FOOTBALL LEAGUE

TEAM OFFENSIVE TOTALS

CATEGORY	MIA	NE	NYJ	PIT	TEN	ARI	ATL	CAR	CHI	DAL	DET
GAMES (W-L-T)	1-0-0	1-0-0	0-1-0	1-0-0	0-1-0	0-1-0	0-1-0	0-1-0	1-0-0	1-0-0	1-0-0
FIRST DOWNS	18	17	14	16	16	18	15	11	11	15	21
Rushing	5	11	3	9	9	7	6	2	6	7	12
Passing	11	6	11	6	6	10	8	7	5	8	7
Penalty	2	0	0	1	1	1	1	2	0	0	2
YDS GAINED (tot)	400	290	266	270	244	270	226	193	148	265	363
Avg per Game	400.0	290.0	266.0	270.0	244.0	270.0	226.0	193.0	148.0	265.0	363.0
RUSHING (net)	81	170	68	137	140	124	89	58	84	102	163
Avg per Game	81.0	170.0	68.0	137.0	140.0	124.0	89.0	58.0	84.0	102.0	163.0
Rushes	25	39	19	41	26	25	22	20	22	25	31
Yards per Rush	3.2	4.4	3.6	3.3	5.4	5.0	4.1	2.9	3.8	4.1	5.3
PASSING (net)	319	120	198	133	104	146	137	135	64	163	200
Avg per Game	319.0	120.0	198.0	133.0	104.0	146.0	137.0	135.0	64.0	163.0	200.0
Attempts	37	24	29	23	32	31	26	31	29	32	28
Completions	23	15	19	17	19	21	16	13	14	19	18
Completion Pct	62.2%	62.5%	65.5%	73.9%	59.4%	67.7%	61.5%	41.9%	48.3%	59.4%	64.3%
Yards Gained	338	121	203	156	127	162	155	161	93	179	217
Sacked	3	1	1	2	3	4	2	4	2	3	2
Yards Lost	19	1	5	23	23	16	18	26	29	16	17
Had Intercepted	0	0	1	0	2	0	2	2	0	0	1
Yards Opp Ret	0	0	0	0	52	0	49	2	0	0	0
Opp TDs on Int	0	0	0	0	1	0	0	0	0	0	0
PUNTS	4	5	3	3	6	2	4	5	6	6	4
Avg Yards	49.5	50.0	53.3	48.7	44.7	39.0	52.5	38.2	45.0	49.0	57.5
PUNT RETURNS	3	1	1	4	4	1	2	0	5	5	3
Avg Return	4.3	10.0	4.0	11.8	7.5	6.0	14.0	0.0	12.8	19.2	6.0
Returned for TD	0	0	0	0	0	0	0	0	0	1	0
KICKOFF RETURNS	0	1	3	0	5	3	2	9	2	1	0
Avg Return	0.0	27.0	25.7	0.0	25.4	41.0	28.0	25.8	33.5	34.0	0.0
Returned for TD	0	0	0	0	0	1	0	0	0	0	0
PENALTIES	9	5	3	9	8	5	5	6	7	11	6
Yards Penalized	103	40	10	60	50	31	34	80	55	85	56
FUMBLES BY	0	1	1	1	1	1	1	1	3	1	0
Fumbles Lost	0	0	1	0	1	1	1	1	1	0	0
Opp Fumbles	2	3	0	1	3	1	1	1	1	1	0
Opp Fumbles Lost	1	2	0	1	1	1	0	1	1	0	0
POSS. TIME (avg)	33:10	34:03	21:20	35:36	34:53	29:30	24:24	23:21	25:07	29:06	27:36
TOUCHDOWNS	2	1	3	0	2	3	1	1	2	3	3
Rushing	1	1	1	0	1	1	0	1	0	1	2
Passing	1	0	2	0	1	1	1	0	0	1	1
Returns	0	0	0	0	0	1	0	0	2	1	0
EXTRA POINT KICKS	2/2	1/1	1/1	0/0	2/2	2/2	1/1	1/1	1/1	3/3	2/2
2-PT CONVERSIONS	0/0	0/0	0/2	0/0	0/0	1/1	0/0	0/0	1/1	0/0	0/0
FIELD GOALS MADE/ATTEMPTED	2/3	3/3	0/0	6/6	1/1	2/2	1/1	1/1	3/3	4/4	2/2
POINTS SCORED	20	16	19	18	17	28	10	10	24	33	26

2024 NATIONAL FOOTBALL LEAGUE

TEAM DEFENSIVE TOTALS

CATEGORY	MIA	NE	NYJ	PIT	TEN	ARI	ATL	CAR	CHI	DAL	DET
POINTS ALLOWED	17	10	32	10	24	34	18	47	17	17	20
OPP FIRST DOWNS	17	13	24	15	11	23	16	22	16	15	26
Rushing	7	5	10	6	6	8	9	13	9	5	8
Passing	8	7	12	8	5	11	6	7	6	8	15
Penalty	2	1	2	1	0	4	1	2	1	2	3
OPP YARDS GAINED (tot)	267	224	401	226	148	352	270	379	244	230	387
Avg per Game	267.0	224.0	401.0	226.0	148.0	352.0	270.0	379.0	244.0	230.0	387.0
OPP RUSHING (net)	128	70	180	89	84	130	137	180	140	93	83
Avg per Game	128.0	70.0	180.0	89.0	84.0	130.0	137.0	180.0	140.0	93.0	83.0
Rushes	26	16	38	22	22	33	41	37	26	19	23
Yards per Rush	4.9	4.4	4.7	4.1	3.8	3.9	3.3	4.9	5.4	4.9	3.6
OPP PASSING (net)	139	154	221	137	64	222	133	199	104	137	304
Avg per Game	139.0	154.0	221.0	137.0	64.0	222.0	133.0	199.0	104.0	137.0	304.0
Pass Attempts	21	29	29	26	29	23	23	24	32	45	49
Pass Completions	12	21	19	16	14	18	17	19	19	24	34
Completion Pct	57.1%	72.4%	65.5%	61.5%	48.3%	78.3%	73.9%	79.2%	59.4%	53.3%	69.4%
Yards Gained	162	164	231	155	93	232	156	200	127	169	317
Sacked	3	3	3	2	2	2	2	1	3	6	2
Yards Lost	23	10	10	18	29	10	23	1	23	32	13
INTERCEPTED BY	0	0	0	2	0	0	0	0	2	2	1
Yards Returned	0	0	0	49	0	0	0	0	52	9	0
Returned for TD	0	0	0	0	0	0	0	0	1	0	0
OPP PUNT RETURNS	1	4	2	2	5	1	4	4	4	5	1
Avg Return	3.0	5.5	7.5	14.0	12.8	7.0	11.8	15.0	7.5	14.4	0.0
Returned for TD	0	0	0	0	0	0	0	0	0	0	0
OPP KICKOFF RETURNS	2	0	0	2	2	1	0	2	5	4	1
Avg Return	22.0	0.0	0.0	28.0	33.5	53.0	0.0	32.5	25.4	24.3	20.0
Returned for TD	0	0	0	0	0	0	0	0	0	0	0
OPP TOUCHDOWNS	2	1	2	1	2	4	0	5	2	2	2
Rushing	1	1	2	0	0	2	0	2	1	1	1
Passing	1	0	0	1	0	2	0	3	1	1	1
Returns	0	0	0	0	2	0	0	0	0	0	0

2024 NATIONAL FOOTBALL LEAGUE

TEAM OFFENSIVE TOTALS

CATEGORY	GB	LAR	MIN	NO	NYG	PHI	SEA	SF	TB	WAS	NFL/Avg
GAMES (W-L-T)	0-1-0	0-1-0	1-0-0	1-0-0	0-1-0	1-0-0	1-0-0	1-0-0	1-0-0	0-1-0	---
FIRST DOWNS	19	26	17	22	14	25	19	24	22	22	17.9
Rushing	7	8	7	13	5	8	5	10	4	12	7.2
Passing	9	15	8	7	8	14	11	12	15	7	9.1
Penalty	3	3	2	2	1	3	3	2	3	3	1.6
YDS GAINED (tot)	414	387	312	379	240	410	304	401	392	299	309.8
Avg per Game	414.0	387.0	312.0	379.0	240.0	410.0	304.0	401.0	392.0	299.0	309.8
RUSHING (net)	163	83	111	180	74	144	146	180	112	138	121.5
Avg per Game	163.0	83.0	111.0	180.0	74.0	144.0	146.0	180.0	112.0	138.0	121.5
Rushes	21	23	26	37	21	38	33	38	30	30	27.3
Yards per Rush	7.8	3.6	4.3	4.9	3.5	3.8	4.4	4.7	3.7	4.6	4.5
PASSING (net)	251	304	201	199	166	266	158	221	280	161	188.3
Avg per Game	251.0	304.0	201.0	199.0	166.0	266.0	158.0	221.0	280.0	161.0	188.3
Attempts	35	49	24	24	42	34	25	29	30	24	30.5
Completions	17	34	19	19	22	20	18	19	24	17	19.5
Completion Pct	48.6%	69.4%	79.2%	79.2%	52.4%	58.8%	72.0%	65.5%	80.0%	70.8%	64.0%
Yards Gained	260	317	208	200	186	278	171	231	289	184	203.5
Sacked	2	2	1	1	5	2	2	3	1	2	2.4
Yards Lost	9	13	7	1	20	12	13	10	9	23	15.2
Had Intercepted	1	1	1	0	2	2	1	0	0	0	0.7
Yards Opp Ret	1	0	1	0	10	34	21	0	0	0	5.8
Opp TDs on Int	0	0	0	0	1	0	0	0	0	0	0.1
PUNTS	2	3	4	2	6	2	5	1	1	3	3.9
Avg Yards	37.0	47.0	42.0	36.5	46.3	50.5	48.2	58.0	38.0	46.3	47.9
PUNT RETURNS	0	1	1	4	1	0	1	2	1	0	1.9
Avg Return	0.0	0.0	1.0	15.0	0.0	0.0	0.0	7.5	15.0	0.0	10.0
Returned for TD	0	0	0	0	0	0	0	0	0	0	0.0
KICKOFF RETURNS	1	1	0	2	1	2	3	0	1	2	1.8
Avg Return	24.0	20.0	0.0	32.5	22.0	19.0	24.7	0.0	22.0	24.0	27.2
Returned for TD	0	0	0	0	0	0	0	0	0	0	0.0
PENALTIES	10	6	7	10	9	7	6	4	7	7	6.8
Yards Penalized	71	50	63	95	95	57	41	40	46	51	53.3
FUMBLES BY	1	0	1	1	1	2	1	0	0	3	1.0
Fumbles Lost	0	0	1	1	0	1	1	0	0	0	0.6
Opp Fumbles	2	0	1	1	1	1	2	1	3	0	1.0
Opp Fumbles Lost	1	0	0	1	1	0	1	1	0	0	0.6
POSS. TIME (avg)	27:13	32:24	27:34	36:39	32:26	32:47	28:46	38:40	33:41	26:19	30:00
TOUCHDOWNS	3	2	4	5	0	4	3	2	4	3	2.4
Rushing	1	1	1	2	0	2	2	2	0	3	1.1
Passing	2	1	2	3	0	2	1	0	4	0	1.1
Returns	0	0	1	0	0	0	0	0	0	0	0.2
EXTRA POINT KICKS	2/2	2/2	4/4	5/5	0/0	4/4	2/2	2/2	4/4	2/2	100.0%
2-PT CONVERSIONS	0/1	0/0	0/0	0/0	0/0	0/0	0/1	0/0	0/0	0/1	20.0%
FIELD GOALS MADE/ATTEMPTED	3/4	2/2	0/0	4/4	2/2	2/2	2/2	6/6	3/3	0/2	91.9%
POINTS SCORED	29	20	28	47	6	34	26	32	37	20	22.9

2024 NATIONAL FOOTBALL LEAGUE

TEAM DEFENSIVE TOTALS

CATEGORY	GB	LAR	MIN	NO	NYG	PHI	SEA	SF	TB	WAS	NFL/Avg
POINTS ALLOWED	34	26	6	10	28	29	20	19	20	37	22.9
OPP FIRST DOWNS	25	21	14	11	17	19	13	14	22	22	17.9
Rushing	8	12	5	2	7	7	7	3	12	4	7.2
Passing	14	7	8	7	8	9	6	11	7	15	9.1
Penalty	3	2	1	2	2	3	0	0	3	3	1.6
OPP YARDS GAINED (tot)	410	363	240	193	312	414	231	266	299	392	309.8
Avg per Game	410.0	363.0	240.0	193.0	312.0	414.0	231.0	266.0	299.0	392.0	309.8
OPP RUSHING (net)	144	163	74	58	111	163	99	68	138	112	121.5
Avg per Game	144.0	163.0	74.0	58.0	111.0	163.0	99.0	68.0	138.0	112.0	121.5
Rushes	38	31	21	20	26	21	25	19	30	30	27.3
Yards per Rush	3.8	5.3	3.5	2.9	4.3	7.8	4.0	3.6	4.6	3.7	4.5
OPP PASSING (net)	266	200	166	135	201	251	132	198	161	280	188.3
Avg per Game	266.0	200.0	166.0	135.0	201.0	251.0	132.0	198.0	161.0	280.0	188.3
Pass Attempts	34	28	42	31	24	35	42	29	24	30	30.5
Pass Completions	20	18	22	13	19	17	26	19	17	24	19.5
Completion Pct	58.8%	64.3%	52.4%	41.9%	79.2%	48.6%	61.9%	65.5%	70.8%	80.0%	64.0%
Yards Gained	278	217	186	161	208	260	138	203	184	289	203.5
Sacked	2	2	5	4	1	2	2	1	2	1	2.4
Yards Lost	12	17	20	26	7	9	6	5	23	9	15.2
INTERCEPTED BY	2	1	2	2	1	1	2	1	0	0	0.7
Yards Returned	34	0	10	2	1	1	4	0	0	0	5.8
Returned for TD	0	0	1	0	0	0	0	0	0	0	0.1
OPP PUNT RETURNS	0	3	1	0	1	0	5	1	0	1	1.9
Avg Return	0.0	6.0	0.0	0.0	1.0	0.0	9.4	4.0	0.0	15.0	10.0
Returned for TD	0	0	0	0	0	0	0	0	0	0	0.0
OPP KICKOFF RETURNS	2	0	1	9	0	1	3	3	2	1	1.8
Avg Return	19.0	0.0	22.0	25.8	0.0	24.0	23.0	25.7	24.0	22.0	27.2
Returned for TD	0	0	0	0	0	0	0	0	0	0	0.0
OPP TOUCHDOWNS	4	3	0	1	4	3	1	3	3	4	2.4
Rushing	2	2	0	1	1	1	1	1	3	0	1.1
Passing	2	1	0	0	2	2	0	2	0	4	1.1
Returns	0	0	0	0	1	0	0	0	0	0	0.2

2024 NATIONAL FOOTBALL LEAGUE

2024 NATIONAL FOOTBALL LEAGUE

AFC TEAM RANKINGS

TEAM	OFFENSE			DEFENSE		
	TOTAL	RUSH	PASS	TOTAL	RUSH	PASS
BAL	*1	2	3	12	3	15
BUF	5	7	5	6	9	6
CIN	16	15	9	7	12	2
CLE	15	11	12	4	7	9
DEN	14	10	14	10	11	8
HOU	2	*1	6	9	8	10
IND	7	9	7	15	16	11
JAX	11	8	11	13	4	16
KC	4	13	2	16	15	14
LAC	6	3	10	8	2	13
LV	8	14	4	11	13	5
MIA	3	12	*1	5	10	4
NE	9	4	15	2	1	7
NYJ	12	16	8	14	14	12
PIT	10	6	13	3	6	3
TEN	13	5	16	*1	5	*1

NFC TEAM RANKINGS

TEAM	OFFENSE			DEFENSE		
	Total	Rush	Pass	Total	Rush	Pass
ARI	11	8	13	10	9	12
ATL	14	12	14	7	10	3
CAR	15	16	15	12	16	9
CHI	16	13	16	5	12	1
DAL	12	11	10	2	5	5
DET	7	3t	7	13	4	16
GB	1	3t	4	15	13	14
LAR	5	14	1	11	14t	10
MIN	8	10	6	4	3	7
NO	6	1t	8	1	*1	4
NYG	13	15	9	9	7	11
PHI	2	6	3	16	14t	13
SEA	9	5	12	3	6	2
SF	3	1t	5	6	2	8
TB	4	9	2	8	11	6
WAS	10	7	11	14	8	15

t = Tied for position

* = League Leader

2024 NATIONAL FOOTBALL LEAGUE

NFL TEAM RANKINGS

TEAM	OFFENSE			DEFENSE		
	TOTAL	RUSH	PASS	TOTAL	RUSH	PASS
ARI	20t	16	22	21	19	24
ATL	29	23	25t	12t	20	5
BAL	*1	2	5	22	5	30
BUF	12	14	9	12t	17	11
CAR	31	32	27	24	29t	18t
CHI	32	24	32	8	22	2
CIN	30	30	21	14	27	3
CLE	28	22	25t	9	13	15
DAL	24	20	18	5	11	7t
DEN	27	21	29	18	24	13
DET	10	7t	13	25	8	31
GB	3	7t	7	29	23	27
HOU	2	*1	11	17	14	18t
IND	16	19	14t	31	32	22
JAX	22	15	24	27	7	32
KC	11	28	3	32	31	28
LAC	13	5	23	15	4	25
LAR	8	25	2	23	25t	20
LV	18	29	8	20	28	10
MIA	6	26	*1	11	18	9
MIN	14	18	12	7	6	16
NE	19	6	30	3	3	12
NO	9	3t	14t	2	*1	6
NYG	26	27	17	19	15	21
NYJ	23	31	16	28	29t	23
PHI	4	10	6	30	25t	26
PIT	20t	13	28	4	10	7t
SEA	15	9	20	6	12	4
SF	5	3t	10	10	2	17
TB	7	17	4	16	21	14
TEN	25	11	31	*1	9	*1
WAS	17	12	19	26	16	29

t = Tied for position

* = League Leader

2024 NATIONAL FOOTBALL LEAGUE

AFC TEAM OFFENSE RANK

TEAM	(A)	(B)	(C)	(D)	(E)	(F)	(G)	(H)	(I)	(J)	(K)	(L)	(M)	(N)	(O)	(P)	(Q)
BAL	1	4	2	2	3	6	1t	1	2	2t	5t	12t	12t	15	12	6t	12t
BUF	5	5	7	11	5	3	1t	8t	3	11	1t	8	1	14	9	1	1t
CIN	16	11	15	8	9	12	1t	11	14t	9	8t	9	12t	1	1	15t	1t
CLE	15	16	11	6	12	16	13	15	10	16	4	1	9	5	13	11t	1t
DEN	14	15	10	10	14	14	14	5	14t	12	1t	5	10	10	7	6t	1t
HOU	2	7	1	4	6	9	1t	14	1	2t	1t	14t	12t	16	16	2	1t
IND	7	2	9	7	7	1	15	12	11t	2t	5t	14t	5	6	2	3t	15t
JAX	11	9	8	5	11	8	1t	16	6t	15	8t	12t	11	4	3	11t	1t
KC	4	1	13	12	2	2	12	6	4	7	8t	14t	3	11	15	3t	1t
LAC	6	6	3	1	10	11	1t	3	16	13	8t	6	2	12	11	5	1t
LV	8	10	14	16	4	7	10	13	11t	10	8t	2	4	3	6	15t	14
MIA	3	3	12	15	1	4	1t	7	5	2t	8t	10	12t	8	4	6t	12t
NE	9	12	4	9	15	13	1t	4	6t	8	8t	4	6	7	8	14	1t
NYJ	12	8	16	13	8	5	11	2	11t	1	8t	11	7	2	5	9	15t
PIT	10	13	6	14	13	10	1t	8t	8t	6	8t	3	12t	9	10	10	1t
TEN	13	14	5	3	16	15	16	10	8t	14	5t	7	8	13	14	11t	1t

AFC TEAM DEFENSE RANK

TEAM	(A)	(B)	(C)	(D)	(E)	(F)	(G)	(H)	(I)	(J)	(K)	(L)	(M)	(N)	(O)	(P)	(Q)	(R)	(S)
BAL	12	16	3	3	15	15	4	12	13	10	1t	1t	12	6	2	11t	5t	12t	3
BUF	6	3	9	13	6	2	6t	2	10t	16	1t	9	16	3	3	13	5t	4t	5
CIN	7	5	12	7	2	4	6t	14	8t	9	1t	12	8	10	10	4	5t	10t	11
CLE	4	2	7	6	9	3	6t	8	6t	5	1t	16	14	8	5	16	5t	16	10
DEN	10	8	11	9	8	10	3	10	12	6	1t	1t	7	7	8	10	5t	10t	12
HOU	9	15	8	10	10	16	2	5	4t	12t	12t	1t	9	11	14	11t	1	7	2
IND	15	10	16	14	11	8	6t	3	16	12t	14t	1t	1t	1	1	14	5t	8	14
JAX	13	14	4	2	16	14	6t	9	10t	12t	1t	7	1t	9	12	6t	3t	9	15
KC	16	13	15	15	14	12	6t	16	15	12t	12t	5t	1t	2	6	6t	3t	3	13
LAC	8	7	2	1	13	11	5	4	4t	7	1t	14t	10t	14	11	1t	2	1	8
LV	11	12	13	16	5	7	6t	15	1t	4	1t	11	15	5	7	8	5t	14	9
MIA	5	9	10	12	4	9	6t	1	8t	2	1t	5t	6	12	13	5	5t	6	1
NE	2	6	1	8	7	5	6t	6t	3	8	1t	8	1t	16	15	1t	5t	4t	6
NYJ	14	11	14	11	12	13	6t	6t	14	11	1t	10	1t	15	16	15	5t	15	16
PIT	3	4	6	5	3	6	1	11	6t	3	14t	14t	10t	13	9	1t	5t	2	7
TEN	1	1	5	4	1	1	6t	13	1t	1	14t	13	13	4	4	9	5t	12t	4

- | | |
|--------------------------------------|--|
| (A) Total Yards per Game | (K) Fourth Down Efficiency |
| (B) Total Yards per Play | (L) Punt Return Average |
| (C) Rushing Yards per Game | (M) Kickoff Return Average |
| (D) Rushing Yards per Attempt | (N) Gross Punting Average |
| (E) Passing Net Yards per Game | (O) Net Punting Average |
| (F) Passing Net Yards per Play | (P) Points per Game |
| (G) Passing, Percent Had Intercepted | (Q) Field Goal Percentage |
| (H) Sacks per Pass Play | (R) Points per Game Differential (combined offense/defense) |
| (I) First Downs per Game | (S) Net Yards per Game Differential (combined offense/defense) |
| (J) Third Down Efficiency | |

2024 NATIONAL FOOTBALL LEAGUE

NFC TEAM OFFENSE RANK

TEAM	(A)	(B)	(C)	(D)	(E)	(F)	(G)	(H)	(I)	(J)	(K)	(L)	(M)	(N)	(O)	(P)	(Q)
ARI	11	12	8	3	13	13	1t	15t	10	2t	11t	7t	1	12	15	7t	1t
ATL	14	11	12	10	14	11	16	9	12t	14	1t	4	5	3	8	14t	1t
CAR	15	15	16	16	15	14	15	15t	15t	16	9t	10t	6	13	16	14t	1t
CHI	16	16	13	11	16	16	1t	7	15t	15	1t	5	3	10	13	11	1t
DAL	12	13	11	9	10	12	1t	12	12t	10t	11t	1	2	5	11t	4	1t
DET	7	5	3t	2	7	7	10	8	7	4t	1t	7t	14t	2	3	9t	1t
GB	1	1	3t	1	4	6	9	5	8t	12	1t	10t	8t	15	11t	6	14
LAR	5	9	14	14	1	9	8	2	1	6	8	10t	12	7	7	12t	1t
MIN	8	3	10	8	6	2	12	3t	11	9	1t	9	14t	11	5	7t	15t
NO	6	4	1t	4	8	3	1t	3t	4t	2t	11t	2t	4	16	14	1	1t
NYG	13	14	15	15	9	15	13	14	14	7	9t	10t	10t	8t	4	16	1t
PHI	2	7	6	12	3	4	14	6	2	10t	1t	10t	13	4	2	3	1t
SEA	9	10	5	7	12	10	11	10	8t	8	11t	10t	7	6	9	9t	1t
SF	3	6	1t	5	5	5	1t	13	3	4t	11t	6	14t	1	1	5	1t
TB	4	2	9	13	2	1	1t	1	4t	1	11t	2t	10t	14	10	2	1t
WAS	10	8	7	6	11	8	1t	11	4t	13	1t	10t	8t	8t	6	12t	15t

NFC TEAM DEFENSE RANK

TEAM	(A)	(B)	(C)	(D)	(E)	(F)	(G)	(H)	(I)	(J)	(K)	(L)	(M)	(N)	(O)	(P)	(Q)	(R)	(S)
ARI	10	12	9	8	12	15	12t	5t	14	9	10t	10	16	6	8	13t	5t	11t	13
ATL	7	6	10	2	3	6	12t	5t	6t	13	1t	13	1t	12	7	5	5t	13	11
CAR	12	13	16	12	9	13	12t	12t	11t	14	1t	15t	15	1	3	16	5t	16	16
CHI	5	5	12	15	1	2	2	4	6t	3	7t	11	12	7	2	3t	5t	6	15
DAL	2	1	5	13	5	1	6	1	5	2	9	14	11	14	5	3t	5t	4	6
DET	13	7	4	5	16	7	11	14	16	11	7t	1t	5	10	9	7t	5t	7t	10
GB	15	10	13	7	14	12	3	9	15	7	10t	1t	4	13	16	13t	5t	10	8
LAR	11	11	14t	14	10	10	8	8	10	12	10t	9	1t	16	14	10	5t	11t	7
MIN	4	4	3	3	7	4	4t	3	3t	10	5t	1t	6t	8t	13	1	5t	2	5
NO	1	3	1	1	4	5	1	2	1	1	5t	1t	14	4	1	2	5t	1	1
NYG	9	14	7	10	11	14	7	12t	8	8	10t	7	1t	5	11	11	1t	15	12
PHI	16	16	14t	16	13	11	10	10	9	5	10t	1t	9t	2	4	12	4	9	9
SEA	3	2	6	9	2	3	4t	11	2	6	10t	12	8	11	12	7t	5t	7t	4
SF	6	9	2	4	8	9	9	15	3t	15	1t	8	13	15	15	6	1t	5	2
TB	8	8	11	11	6	8	12t	7	11t	4	10t	1t	9t	8t	10	7t	1t	3	3
WAS	14	15	8	6	15	16	12t	16	11t	16	1t	15t	6t	3	6	15	5t	14	14

- (A) Total Yards per Game
- (B) Total Yards per Play
- (C) Rushing Yards per Game
- (D) Rushing Yards per Attempt
- (E) Passing Net Yards per Game
- (F) Passing Net Yards per Play
- (G) Passing, Percent Had Intercepted
- (H) Sacks per Pass Play
- (I) First Downs per Game
- (J) Third Down Efficiency

- (K) Fourth Down Efficiency
- (L) Punt Return Average
- (M) Kickoff Return Average
- (N) Gross Punting Average
- (O) Net Punting Average
- (P) Points per Game
- (Q) Field Goal Percentage
- (R) Points per Game Differential (combined offense/defense)
- (S) Net Yards per Game Differential (combined offense/defense)

2024 NATIONAL FOOTBALL LEAGUE

NFL TEAM OFFENSE RANK

TEAM	(A)	(B)	(C)	(D)	(E)	(F)	(G)	(H)	(I)	(J)	(K)	(L)	(M)	(N)	(O)	(P)	(Q)
BAL	1	8	2	3	5	13	1t	1	3t	5t	12t	20t	25t	29	22	17t	26t
BUF	12	9	14	21	9	4	1t	19t	6	18t	1t	14	1	24	17	3t	1t
CIN	30	21	30	15	21	23	1t	23t	28t	16	18t	17	25t	1	2	28t	1t
CLE	28	31	22	9	25t	31	25	31	21t	31	11	4	16	8	23	24t	1t
DEN	27	30	21	20	29	29	26t	9	28t	23	1t	10	19	15	11	17t	1t
HOU	2	14	1	5	11	19	1t	28	1t	5t	1t	23t	25t	32	31	7t	1t
IND	16	3	19	12	14t	1	28	25	24t	5t	12t	23t	10	9	3	11t	29t
JAX	22	16	15	8	24	18	1t	32	16t	29	18t	20t	20t	7	5	24t	1t
KC	11	2	28	26	3	2	21t	13t	10t	12	18t	23t	7	17	30	11t	1t
LAC	13	11	5	2	23	21	1t	4	30t	25	18t	11	3	18	21	16	1t
LV	18	20	29	31	8	15	19	27	24t	17	18t	5t	8t	5	9	28t	28
MIA	6	5	26	30	1	6	1t	17	14t	5t	18t	18	25t	12	6	17t	26t
NE	19	22	6	16	30	24	1t	6t	16t	14	18t	9	11	11	12	27	1t
NYJ	23	15	31	27	16	12	20	3	24t	2	18t	19	13	4	7	22	29t
PIT	20t	26	13	29	28	20	1t	19t	19t	9	18t	8	25t	14	18	23	1t
TEN	25	27	11	4	31	30	30	21t	19t	28	12t	12t	14	23	29	24t	1t
ARI	20t	24	16	7	22	26	1t	29t	14t	3t	18t	15t	2	26	28	9t	1t
ATL	29	23	23	19	25t	22	32	15	21t	27	1t	5t	8t	6	16	28t	1t
CAR	31	29	32	32	27	27	31	29t	30t	32	16t	23t	12	27	32	28t	1t
CHI	32	32	24	22	32	32	1t	12	30t	30	1t	7	5	22	26	15	1t
DAL	24	25	20	18	18	25	1t	21t	21t	21t	18t	1	4	13	24t	5	1t
DET	10	10	7t	6	13	11	21t	13t	10t	10t	1t	15t	25t	3	8	13t	1t
GB	3	1	7t	1	7	10	18	10	12t	24	1t	23t	17t	30	24t	7t	25
LAR	8	18	25	25	2	16	17	5	1t	13	12t	23t	23	19	15	17t	1t
MIN	14	6	18	17	12	5	24	6t	16t	20	1t	22	25t	25	13	9t	29t
NO	9	7	3t	10	14t	7	1t	6t	7t	3t	18t	2t	6	31	27	1	1t
NYG	26	28	27	28	17	28	26t	26	24t	15	16t	23t	20t	20t	10	32	1t
PHI	4	13	10	23	6	8	29	11	3t	21t	1t	23t	24	10	4	3t	1t
SEA	15	19	9	14	20	17	23	16	12t	18t	18t	23t	15	16	19	13t	1t
SF	5	12	3t	11	10	9	1t	23t	5	10t	18t	12t	25t	2	1	6	1t
TB	7	4	17	24	4	3	1t	2	7t	1	18t	2t	20t	28	20	2	1t
WAS	17	17	12	13	19	14	1t	18	7t	26	1t	23t	17t	20t	14	17t	29t

- (A) Total Yards per Game
- (B) Total Yards per Play
- (C) Rushing Yards per Game
- (D) Rushing Yards per Attempt
- (E) Passing Net Yards per Game
- (F) Passing Net Yards per Play
- (G) Passing, Percent Had Intercepted
- (H) Sacks per Pass Play
- (I) First Downs per Game

- (J) Third Down Efficiency
- (K) Fourth Down Efficiency
- (L) Punt Return Average
- (M) Kickoff Return Average
- (N) Gross Punting Average
- (O) Net Punting Average
- (P) Points per Game
- (Q) Field Goal Percentage

2024 NATIONAL FOOTBALL LEAGUE

NFL TEAM DEFENSE RANK

TEAM	(A)	(B)	(C)	(D)	(E)	(F)	(G)	(H)	(I)	(J)	(K)	(L)	(M)	(N)	(O)	(P)	(Q)	(R)	(S)
BAL	22	31	5	7	30	31	11t	19t	22t	21	1t	1t	26	16	3	21t	9t	24t	5
BUF	12t	9	17	26	11	7	17t	3t	18t	29t	1t	17t	31	7	5	23t	9t	10t	8
CIN	14	11	27	17	3	9	17t	25t	15t	19	1t	24	22	22	21	6	9t	20t	22
CLE	9	8	13	15	15	8	17t	11t	10t	11t	1t	32	29	20	8t	28	9t	29	20
DEN	18	14	24	19	13	16	10	17	20t	14t	1t	1t	18	17	14	19t	9t	20t	24
HOU	17	30	14	21	18t	32	5	8	6t	25t	18t	1t	23	24	30	21t	1t	16	4
IND	31	19	32	28	22	14	17t	5	31t	25t	23t	1t	1t	1	2	25t	9t	17	29
JAX	27	28	7	3	32	27	17t	16	18t	25t	1t	15	1t	21	27	12t	6t	18	30
KC	32	25	31	30	28	20	17t	32	29t	25t	18t	12t	1t	4	11	12t	6t	8t	28
LAC	15	13	4	2	25	18	14	6	6t	16	1t	27t	24t	28	24	2t	5	6	15
LV	20	22	28	31	10	12	17t	29	1t	8	1t	22	30	15	12	17	9t	27	18
MIA	11	17	18	25	9	15	17t	1	15t	4	1t	12t	11t	26	28	7t	9t	15	3
NE	3	12	3	18	12	10	17t	9t	4t	17	1t	16	1t	32	31	2t	9t	10t	11
NYJ	28	21	29t	22	23	24	17t	9t	28	22t	1t	20t	1t	31	32	27	9t	28	31
PIT	4	10	10	14	7t	11	1	18	10t	6	23t	27t	24t	27	17	2t	9t	7	12
TEN	1	1	9	11	1	1	17t	21	1t	3	23t	26	28	11	7	18	9t	24t	6
ARI	21	24	19	12	24	29	17t	13t	27	14t	23t	19	32	9	16	29t	9t	20t	25
ATL	12t	7	20	4	5	13	17t	13t	13t	24	1t	25	1t	19	15	10	9t	26	21
CAR	24	26	29t	23	18t	26	17t	25t	24t	29t	1t	30t	27	2	6	32	9t	32	32
CHI	8	6	22	29	2	3	3	11t	13t	5	18t	20t	19	10	4	7t	9t	8t	27
DAL	5	2	11	24	7t	2	8	2	10t	2	22	29	17	25	10	7t	9t	4	13
DET	25	15	8	8	31	17	16	28	31t	20	18t	1t	10	14	18	12t	9t	10t	19
GB	29	20	23	10	27	25	4	22	29t	11t	23t	1t	9	23	29	29t	9t	19	16
LAR	23	23	25t	27	20	22	11t	19t	22t	22t	23t	17t	1t	30	25	19t	9t	20t	14
MIN	7	5	6	5	16	5	6t	7	6t	18	16t	1t	11t	12t	23	1	9t	2	10
NO	2	4	1	1	6	6	2	3t	1t	1	16t	1t	21	6	1	2t	9t	1	1
NYG	19	27	15	16	21	28	9	25t	15t	13	23t	11	1t	8	20	23t	1t	31	23
PHI	30	32	25t	32	26	23	15	23	20t	9	23t	1t	15t	3	8t	25t	8	14	17
SEA	6	3	12	13	4	4	6t	24	4t	10	23t	23	14	18	22	12t	9t	10t	9
SF	10	18	2	6	17	21	13	30	6t	31	1t	14	20	29	26	11	1t	5	2
TB	16	16	21	20	14	19	17t	15	24t	7	23t	1t	15t	12t	19	12t	1t	3	7
WAS	26	29	16	9	29	30	17t	31	24t	32	1t	30t	11t	5	13	31	9t	30	26

- (A) Total Yards per Game
- (B) Total Yards per Play
- (C) Rushing Yards per Game
- (D) Rushing Yards per Attempt
- (E) Passing Net Yards per Game
- (F) Passing Net Yards per Play
- (G) Passing, Percent Had Intercepted
- (H) Sacks per Pass Play
- (I) First Downs per Game
- (J) Third Down Efficiency

- (K) Fourth Down Efficiency
- (L) Punt Return Average
- (M) Kickoff Return Average
- (N) Gross Punting Average
- (O) Net Punting Average
- (P) Points per Game
- (Q) Field Goal Percentage
- (R) Points per Game Differential (combined offense/defense)
- (S) Net Yards per Game Differential (combined offense/defense)

2024 NATIONAL FOOTBALL LEAGUE

2024 NATIONAL FOOTBALL LEAGUE

AFC TOTAL OFFENSE

RANK	TEAM	TOTAL	RUSH	PASS	TOTAL/G	RUSH/G	PASS/G
1	Baltimore	452	185	267	452.0	185.0	267.0
2	Houston	417	213	204	417.0	213.0	204.0
3	Miami	400	81	319	400.0	81.0	319.0
4	Kansas City	353	72	281	353.0	72.0	281.0
5	Buffalo	352	130	222	352.0	130.0	222.0
6	Los Angeles Chargers	316	176	140	316.0	176.0	140.0
7	Indianapolis	303	104	199	303.0	104.0	199.0
8	Las Vegas	296	71	225	296.0	71.0	225.0
9	New England	290	170	120	290.0	170.0	120.0
10	Pittsburgh	270	137	133	270.0	137.0	133.0
11	Jacksonville	267	128	139	267.0	128.0	139.0
12	New York Jets	266	68	198	266.0	68.0	198.0
13	Tennessee	244	140	104	244.0	140.0	104.0
14	Denver	231	99	132	231.0	99.0	132.0
15	Cleveland	230	93	137	230.0	93.0	137.0
16	Cincinnati	224	70	154	224.0	70.0	154.0
	TOTALS	4911	1937	2974	306.9	121.1	185.9

AFC TOTAL DEFENSE

RANK	TEAM	TOTAL	RUSH	PASS	TOTAL/G	RUSH/G	PASS/G
1	Tennessee	148	84	64	148.0	84.0	64.0
2	New England	224	70	154	224.0	70.0	154.0
3	Pittsburgh	226	89	137	226.0	89.0	137.0
4	Cleveland	265	102	163	265.0	102.0	163.0
5	Miami	267	128	139	267.0	128.0	139.0
6	Buffalo	270	124	146	270.0	124.0	146.0
7	Cincinnati	290	170	120	290.0	170.0	120.0
8	Los Angeles Chargers	296	71	225	296.0	71.0	225.0
9	Houston	303	104	199	303.0	104.0	199.0
10	Denver	304	146	158	304.0	146.0	158.0
11	Las Vegas	316	176	140	316.0	176.0	140.0
12	Baltimore	353	72	281	353.0	72.0	281.0
13	Jacksonville	400	81	319	400.0	81.0	319.0
14	New York Jets	401	180	221	401.0	180.0	221.0
15	Indianapolis	417	213	204	417.0	213.0	204.0
16	Kansas City	452	185	267	452.0	185.0	267.0
	TOTALS	4932	1995	2937	308.3	124.7	183.6

2024 NATIONAL FOOTBALL LEAGUE

NFC TOTAL OFFENSE

RANK	TEAM	TOTAL	RUSH	PASS	TOTAL/G	RUSH/G	PASS/G
1	Green Bay	414	163	251	414.0	163.0	251.0
2	Philadelphia	410	144	266	410.0	144.0	266.0
3	San Francisco	401	180	221	401.0	180.0	221.0
4	Tampa Bay	392	112	280	392.0	112.0	280.0
5	Los Angeles Rams	387	83	304	387.0	83.0	304.0
6	New Orleans	379	180	199	379.0	180.0	199.0
7	Detroit	363	163	200	363.0	163.0	200.0
8	Minnesota	312	111	201	312.0	111.0	201.0
9	Seattle	304	146	158	304.0	146.0	158.0
10	Washington	299	138	161	299.0	138.0	161.0
11	Arizona	270	124	146	270.0	124.0	146.0
12	Dallas	265	102	163	265.0	102.0	163.0
13	New York Giants	240	74	166	240.0	74.0	166.0
14	Atlanta	226	89	137	226.0	89.0	137.0
15	Carolina	193	58	135	193.0	58.0	135.0
16	Chicago	148	84	64	148.0	84.0	64.0
	TOTALS	5003	1951	3052	312.7	121.9	190.8

NFC TOTAL DEFENSE

RANK	TEAM	TOTAL	RUSH	PASS	TOTAL/G	RUSH/G	PASS/G
1	New Orleans	193	58	135	193.0	58.0	135.0
2	Dallas	230	93	137	230.0	93.0	137.0
3	Seattle	231	99	132	231.0	99.0	132.0
4	Minnesota	240	74	166	240.0	74.0	166.0
5	Chicago	244	140	104	244.0	140.0	104.0
6	San Francisco	266	68	198	266.0	68.0	198.0
7	Atlanta	270	137	133	270.0	137.0	133.0
8	Tampa Bay	299	138	161	299.0	138.0	161.0
9	New York Giants	312	111	201	312.0	111.0	201.0
10	Arizona	352	130	222	352.0	130.0	222.0
11	Los Angeles Rams	363	163	200	363.0	163.0	200.0
12	Carolina	379	180	199	379.0	180.0	199.0
13	Detroit	387	83	304	387.0	83.0	304.0
14	Washington	392	112	280	392.0	112.0	280.0
15	Green Bay	410	144	266	410.0	144.0	266.0
16	Philadelphia	414	163	251	414.0	163.0	251.0
	TOTALS	4982	1893	3089	311.4	118.3	193.1

2024 NATIONAL FOOTBALL LEAGUE

NFL TOTAL OFFENSE

RANK	TEAM	TOTAL	RUSH	PASS	TOTAL/G	RUSH/G	PASS/G
1	Baltimore	452	185	267	452.0	185.0	267.0
2	Houston	417	213	204	417.0	213.0	204.0
3	Green Bay	414	163	251	414.0	163.0	251.0
4	Philadelphia	410	144	266	410.0	144.0	266.0
5	San Francisco	401	180	221	401.0	180.0	221.0
6	Miami	400	81	319	400.0	81.0	319.0
7	Tampa Bay	392	112	280	392.0	112.0	280.0
8	Los Angeles Rams	387	83	304	387.0	83.0	304.0
9	New Orleans	379	180	199	379.0	180.0	199.0
10	Detroit	363	163	200	363.0	163.0	200.0
11	Kansas City	353	72	281	353.0	72.0	281.0
12	Buffalo	352	130	222	352.0	130.0	222.0
13	Los Angeles Chargers	316	176	140	316.0	176.0	140.0
14	Minnesota	312	111	201	312.0	111.0	201.0
15	Seattle	304	146	158	304.0	146.0	158.0
16	Indianapolis	303	104	199	303.0	104.0	199.0
17	Washington	299	138	161	299.0	138.0	161.0
18	Las Vegas	296	71	225	296.0	71.0	225.0
19	New England	290	170	120	290.0	170.0	120.0
20	Arizona	270	124	146	270.0	124.0	146.0
20	Pittsburgh	270	137	133	270.0	137.0	133.0
22	Jacksonville	267	128	139	267.0	128.0	139.0
23	New York Jets	266	68	198	266.0	68.0	198.0
24	Dallas	265	102	163	265.0	102.0	163.0
25	Tennessee	244	140	104	244.0	140.0	104.0
26	New York Giants	240	74	166	240.0	74.0	166.0
27	Denver	231	99	132	231.0	99.0	132.0
28	Cleveland	230	93	137	230.0	93.0	137.0
29	Atlanta	226	89	137	226.0	89.0	137.0
30	Cincinnati	224	70	154	224.0	70.0	154.0
31	Carolina	193	58	135	193.0	58.0	135.0
32	Chicago	148	84	64	148.0	84.0	64.0
	TOTALS	9914	3888	6026	309.8	121.5	188.3

2024 NATIONAL FOOTBALL LEAGUE

NFL TOTAL DEFENSE

RANK	TEAM	TOTAL	RUSH	PASS	TOTAL/G	RUSH/G	PASS/G
1	Tennessee	148	84	64	148.0	84.0	64.0
2	New Orleans	193	58	135	193.0	58.0	135.0
3	New England	224	70	154	224.0	70.0	154.0
4	Pittsburgh	226	89	137	226.0	89.0	137.0
5	Dallas	230	93	137	230.0	93.0	137.0
6	Seattle	231	99	132	231.0	99.0	132.0
7	Minnesota	240	74	166	240.0	74.0	166.0
8	Chicago	244	140	104	244.0	140.0	104.0
9	Cleveland	265	102	163	265.0	102.0	163.0
10	San Francisco	266	68	198	266.0	68.0	198.0
11	Miami	267	128	139	267.0	128.0	139.0
12	Atlanta	270	137	133	270.0	137.0	133.0
12	Buffalo	270	124	146	270.0	124.0	146.0
14	Cincinnati	290	170	120	290.0	170.0	120.0
15	Los Angeles Chargers	296	71	225	296.0	71.0	225.0
16	Tampa Bay	299	138	161	299.0	138.0	161.0
17	Houston	303	104	199	303.0	104.0	199.0
18	Denver	304	146	158	304.0	146.0	158.0
19	New York Giants	312	111	201	312.0	111.0	201.0
20	Las Vegas	316	176	140	316.0	176.0	140.0
21	Arizona	352	130	222	352.0	130.0	222.0
22	Baltimore	353	72	281	353.0	72.0	281.0
23	Los Angeles Rams	363	163	200	363.0	163.0	200.0
24	Carolina	379	180	199	379.0	180.0	199.0
25	Detroit	387	83	304	387.0	83.0	304.0
26	Washington	392	112	280	392.0	112.0	280.0
27	Jacksonville	400	81	319	400.0	81.0	319.0
28	New York Jets	401	180	221	401.0	180.0	221.0
29	Green Bay	410	144	266	410.0	144.0	266.0
30	Philadelphia	414	163	251	414.0	163.0	251.0
31	Indianapolis	417	213	204	417.0	213.0	204.0
32	Kansas City	452	185	267	452.0	185.0	267.0
	TOTALS	9914	3888	6026	309.8	121.5	188.3

2024 NATIONAL FOOTBALL LEAGUE

2024 NATIONAL FOOTBALL LEAGUE

AFC TEAM TAKEAWAYS/GIVEAWAYS

RANK	TEAM	TAKEAWAYS			GIVEAWAYS			NET DIFF
		INT	FUM	TOTAL	INT	FUM	TOTAL	
1t	Los Angeles Chargers	1	2	3	0	0	0	+3
1t	Pittsburgh	2	1	3	0	0	0	+3
3	New England	0	2	2	0	0	0	+2
4t	Houston	1	0	1	0	0	0	+1
4t	Miami	0	1	1	0	0	0	+1
6t	Baltimore	1	0	1	0	1	1	0
6t	Buffalo	0	1	1	0	1	1	0
6t	Kansas City	0	1	1	1	0	1	0
9t	Denver	1	1	2	2	1	3	-1
9t	Indianapolis	0	0	0	1	0	1	-1
9t	Jacksonville	0	0	0	0	1	1	-1
12t	Cincinnati	0	0	0	0	2	2	-2
12t	Cleveland	0	0	0	2	0	2	-2
12t	New York Jets	0	0	0	1	1	2	-2
12t	Tennessee	0	1	1	2	1	3	-2
16	Las Vegas	0	0	0	1	2	3	-3
	TOTALS	6	10	16	10	10	20	-4

NFC TEAM TAKEAWAYS/GIVEAWAYS

RANK	TEAM	TAKEAWAYS			GIVEAWAYS			NET DIFF
		INT	FUM	TOTAL	INT	FUM	TOTAL	
1t	Chicago	2	1	3	0	1	1	+2
1t	Dallas	2	0	2	0	0	0	+2
1t	Green Bay	2	1	3	1	0	1	+2
1t	New Orleans	2	1	3	0	1	1	+2
1t	San Francisco	1	1	2	0	0	0	+2
6	Seattle	2	1	3	1	1	2	+1
7t	Arizona	0	1	1	0	1	1	0
7t	Detroit	1	0	1	1	0	1	0
7t	Los Angeles Rams	1	0	1	1	0	1	0
7t	Minnesota	2	0	2	1	1	2	0
7t	New York Giants	1	1	2	2	0	2	0
7t	Tampa Bay	0	0	0	0	0	0	0
7t	Washington	0	0	0	0	0	0	0
14t	Carolina	0	1	1	2	1	3	-2
14t	Philadelphia	1	0	1	2	1	3	-2
16	Atlanta	0	0	0	2	1	3	-3
	TOTALS	17	8	25	13	8	21	+4

2024 NATIONAL FOOTBALL LEAGUE

NFL TEAM TAKEAWAYS/GIVEAWAYS

RANK	TEAM	TAKEAWAYS			GIVEAWAYS			NET DIFF
		INT	FUM	TOTAL	INT	FUM	TOTAL	
1t	Los Angeles Chargers	1	2	3	0	0	0	+3
1t	Pittsburgh	2	1	3	0	0	0	+3
3t	Chicago	2	1	3	0	1	1	+2
3t	Dallas	2	0	2	0	0	0	+2
3t	Green Bay	2	1	3	1	0	1	+2
3t	New England	0	2	2	0	0	0	+2
3t	New Orleans	2	1	3	0	1	1	+2
3t	San Francisco	1	1	2	0	0	0	+2
9t	Houston	1	0	1	0	0	0	+1
9t	Miami	0	1	1	0	0	0	+1
9t	Seattle	2	1	3	1	1	2	+1
12t	Arizona	0	1	1	0	1	1	0
12t	Baltimore	1	0	1	0	1	1	0
12t	Buffalo	0	1	1	0	1	1	0
12t	Detroit	1	0	1	1	0	1	0
12t	Kansas City	0	1	1	1	0	1	0
12t	Los Angeles Rams	1	0	1	1	0	1	0
12t	Minnesota	2	0	2	1	1	2	0
12t	New York Giants	1	1	2	2	0	2	0
12t	Tampa Bay	0	0	0	0	0	0	0
12t	Washington	0	0	0	0	0	0	0
22t	Denver	1	1	2	2	1	3	-1
22t	Indianapolis	0	0	0	1	0	1	-1
22t	Jacksonville	0	0	0	0	1	1	-1
25t	Carolina	0	1	1	2	1	3	-2
25t	Cincinnati	0	0	0	0	2	2	-2
25t	Cleveland	0	0	0	2	0	2	-2
25t	New York Jets	0	0	0	1	1	2	-2
25t	Philadelphia	1	0	1	2	1	3	-2
25t	Tennessee	0	1	1	2	1	3	-2
31t	Atlanta	0	0	0	2	1	3	-3
31t	Las Vegas	0	0	0	1	2	3	-3
	TOTALS	23	18	41	23	18	41	0

2024 NATIONAL FOOTBALL LEAGUE

2024 NATIONAL FOOTBALL LEAGUE

AFC OFFENSE INSIDE THE 20

RANK	TEAM	DRIVES	PTS	TD	TD%	FG	SCORES	SCORE%
1t	Cleveland	2	14	2	100.0%	0	2	100.0%
1t	Houston	3	20	3	100.0%	0	3	100.0%
1t	New York Jets	2	13	2	100.0%	0	2	100.0%
4t	Buffalo	6	31	4	66.7%	1	5	83.3%
4t	Indianapolis	3	13	2	66.7%	0	2	66.7%
4t	Jacksonville	3	14	2	66.7%	0	2	66.7%
7t	Cincinnati	2	7	1	50.0%	0	1	50.0%
7t	Los Angeles Chargers	4	19	2	50.0%	2	4	100.0%
7t	Miami	2	10	1	50.0%	1	2	100.0%
7t	Tennessee	2	7	1	50.0%	0	1	50.0%
11	Kansas City	3	13	1	33.3%	2	3	100.0%
12t	Baltimore	4	13	1	25.0%	2	3	75.0%
12t	Denver	4	12	1	25.0%	2	3	75.0%
12t	New England	4	16	1	25.0%	3	4	100.0%
15t	Las Vegas	1	3	0	0.0%	1	1	100.0%
15t	Pittsburgh	2	3	0	0.0%	1	1	50.0%
	TOTALS	47	208	24	51.1%	15	39	83.0%

AFC DEFENSE INSIDE THE 20

RANK	TEAM	DRIVES	PTS	TD	TD%	FG	SCORES	SCORE%
1t	Denver	1	3	0	0.0%	1	1	100.0%
1t	Los Angeles Chargers	1	3	0	0.0%	1	1	100.0%
1t	Tennessee	1	3	0	0.0%	1	1	100.0%
4t	Cincinnati	4	16	1	25.0%	3	4	100.0%
4t	Kansas City	4	13	1	25.0%	2	3	75.0%
6	Baltimore	3	13	1	33.3%	2	3	100.0%
7	New York Jets	5	23	2	40.0%	3	5	100.0%
8t	Buffalo	4	20	2	50.0%	2	4	100.0%
8t	Jacksonville	2	10	1	50.0%	1	2	100.0%
8t	Las Vegas	4	19	2	50.0%	2	4	100.0%
8t	New England	2	7	1	50.0%	0	1	50.0%
8t	Pittsburgh	2	10	1	50.0%	1	2	100.0%
13t	Houston	3	13	2	66.7%	0	2	66.7%
13t	Miami	3	14	2	66.7%	0	2	66.7%
15t	Cleveland	1	7	1	100.0%	0	1	100.0%
15t	Indianapolis	3	20	3	100.0%	0	3	100.0%
	TOTALS	43	194	20	46.5%	19	39	90.7%

2024 NATIONAL FOOTBALL LEAGUE

NFC OFFENSE INSIDE THE 20

RANK	TEAM	DRIVES	PTS	TD	TD%	FG	SCORES	SCORE%
1t	Dallas	1	7	1	100.0%	0	1	100.0%
1t	Minnesota	2	14	2	100.0%	0	2	100.0%
1t	New Orleans	4	28	4	100.0%	0	4	100.0%
1t	Washington	3	20	3	100.0%	0	3	100.0%
5	Tampa Bay	5	27	3	60.0%	2	5	100.0%
6t	Arizona	4	20	2	50.0%	2	4	100.0%
6t	Atlanta	2	10	1	50.0%	1	2	100.0%
6t	Carolina	2	6	1	50.0%	0	1	50.0%
6t	Detroit	4	19	2	50.0%	2	4	100.0%
6t	Philadelphia	6	27	3	50.0%	2	5	83.3%
11t	Los Angeles Rams	5	20	2	40.0%	2	4	80.0%
11t	San Francisco	5	23	2	40.0%	3	5	100.0%
13	Green Bay	4	16	1	25.0%	3	4	100.0%
14t	Chicago	1	3	0	0.0%	1	1	100.0%
14t	New York Giants	3	3	0	0.0%	1	1	33.3%
14t	Seattle	1	3	0	0.0%	1	1	100.0%
	TOTALS	52	246	27	51.9%	20	47	90.4%

NFC DEFENSE INSIDE THE 20

RANK	TEAM	DRIVES	PTS	TD	TD%	FG	SCORES	SCORE%
1t	Atlanta	2	3	0	0.0%	1	1	50.0%
1t	Minnesota	3	3	0	0.0%	1	1	33.3%
3t	Philadelphia	4	16	1	25.0%	3	4	100.0%
3t	Seattle	4	12	1	25.0%	2	3	75.0%
5	Detroit	5	20	2	40.0%	2	4	80.0%
6t	Chicago	2	7	1	50.0%	0	1	50.0%
6t	Green Bay	6	27	3	50.0%	2	5	83.3%
6t	Los Angeles Rams	4	19	2	50.0%	2	4	100.0%
6t	New Orleans	2	6	1	50.0%	0	1	50.0%
10	Washington	5	27	3	60.0%	2	5	100.0%
11	Arizona	6	31	4	66.7%	1	5	83.3%
12t	Carolina	4	28	4	100.0%	0	4	100.0%
12t	Dallas	2	14	2	100.0%	0	2	100.0%
12t	New York Giants	2	14	2	100.0%	0	2	100.0%
12t	San Francisco	2	13	2	100.0%	0	2	100.0%
12t	Tampa Bay	3	20	3	100.0%	0	3	100.0%
	TOTALS	56	260	31	55.4%	16	47	83.9%

2024 NATIONAL FOOTBALL LEAGUE

NFL OFFENSE INSIDE THE 20

RANK	TEAM	DRIVES	PTS	TD	TD%	FG	SCORES	SCORE%
1t	Cleveland	2	14	2	100.0%	0	2	100.0%
1t	Dallas	1	7	1	100.0%	0	1	100.0%
1t	Houston	3	20	3	100.0%	0	3	100.0%
1t	Minnesota	2	14	2	100.0%	0	2	100.0%
1t	New Orleans	4	28	4	100.0%	0	4	100.0%
1t	New York Jets	2	13	2	100.0%	0	2	100.0%
1t	Washington	3	20	3	100.0%	0	3	100.0%
8t	Buffalo	6	31	4	66.7%	1	5	83.3%
8t	Indianapolis	3	13	2	66.7%	0	2	66.7%
8t	Jacksonville	3	14	2	66.7%	0	2	66.7%
11	Tampa Bay	5	27	3	60.0%	2	5	100.0%
12t	Arizona	4	20	2	50.0%	2	4	100.0%
12t	Atlanta	2	10	1	50.0%	1	2	100.0%
12t	Carolina	2	6	1	50.0%	0	1	50.0%
12t	Cincinnati	2	7	1	50.0%	0	1	50.0%
12t	Detroit	4	19	2	50.0%	2	4	100.0%
12t	Los Angeles Chargers	4	19	2	50.0%	2	4	100.0%
12t	Miami	2	10	1	50.0%	1	2	100.0%
12t	Philadelphia	6	27	3	50.0%	2	5	83.3%
12t	Tennessee	2	7	1	50.0%	0	1	50.0%
21t	Los Angeles Rams	5	20	2	40.0%	2	4	80.0%
21t	San Francisco	5	23	2	40.0%	3	5	100.0%
23	Kansas City	3	13	1	33.3%	2	3	100.0%
24t	Baltimore	4	13	1	25.0%	2	3	75.0%
24t	Denver	4	12	1	25.0%	2	3	75.0%
24t	Green Bay	4	16	1	25.0%	3	4	100.0%
24t	New England	4	16	1	25.0%	3	4	100.0%
28t	Chicago	1	3	0	0.0%	1	1	100.0%
28t	Las Vegas	1	3	0	0.0%	1	1	100.0%
28t	New York Giants	3	3	0	0.0%	1	1	33.3%
28t	Pittsburgh	2	3	0	0.0%	1	1	50.0%
28t	Seattle	1	3	0	0.0%	1	1	100.0%
	TOTALS	99	454	51	51.5%	35	86	86.9%

2024 NATIONAL FOOTBALL LEAGUE

NFL DEFENSE INSIDE THE 20

RANK	TEAM	DRIVES	PTS	TD	TD%	FG	SCORES	SCORE%
1t	Atlanta	2	3	0	0.0%	1	1	50.0%
1t	Denver	1	3	0	0.0%	1	1	100.0%
1t	Los Angeles Chargers	1	3	0	0.0%	1	1	100.0%
1t	Minnesota	3	3	0	0.0%	1	1	33.3%
1t	Tennessee	1	3	0	0.0%	1	1	100.0%
6t	Cincinnati	4	16	1	25.0%	3	4	100.0%
6t	Kansas City	4	13	1	25.0%	2	3	75.0%
6t	Philadelphia	4	16	1	25.0%	3	4	100.0%
6t	Seattle	4	12	1	25.0%	2	3	75.0%
10	Baltimore	3	13	1	33.3%	2	3	100.0%
11t	Detroit	5	20	2	40.0%	2	4	80.0%
11t	New York Jets	5	23	2	40.0%	3	5	100.0%
13t	Buffalo	4	20	2	50.0%	2	4	100.0%
13t	Chicago	2	7	1	50.0%	0	1	50.0%
13t	Green Bay	6	27	3	50.0%	2	5	83.3%
13t	Jacksonville	2	10	1	50.0%	1	2	100.0%
13t	Las Vegas	4	19	2	50.0%	2	4	100.0%
13t	Los Angeles Rams	4	19	2	50.0%	2	4	100.0%
13t	New England	2	7	1	50.0%	0	1	50.0%
13t	New Orleans	2	6	1	50.0%	0	1	50.0%
13t	Pittsburgh	2	10	1	50.0%	1	2	100.0%
22	Washington	5	27	3	60.0%	2	5	100.0%
23t	Arizona	6	31	4	66.7%	1	5	83.3%
23t	Houston	3	13	2	66.7%	0	2	66.7%
23t	Miami	3	14	2	66.7%	0	2	66.7%
26t	Carolina	4	28	4	100.0%	0	4	100.0%
26t	Cleveland	1	7	1	100.0%	0	1	100.0%
26t	Dallas	2	14	2	100.0%	0	2	100.0%
26t	Indianapolis	3	20	3	100.0%	0	3	100.0%
26t	New York Giants	2	14	2	100.0%	0	2	100.0%
26t	San Francisco	2	13	2	100.0%	0	2	100.0%
26t	Tampa Bay	3	20	3	100.0%	0	3	100.0%
	TOTALS	99	454	51	51.5%	35	86	86.9%

2024 NATIONAL FOOTBALL LEAGUE

2024 NATIONAL FOOTBALL LEAGUE

AFC TEAM OFFENSE FIRST DOWNS, THIRD DOWNS & FOURTH DOWNS

RANK	TEAM	FIRST DOWNS				THIRD DOWNS			FOURTH DOWNS		
		TOTAL	RUSH	PASS	PEN	MADE	ATT	PCT	MADE	ATT	PCT
1	Houston	26	11	13	2	7	14	50.0%	2	2	100.0%
2	Baltimore	25	13	11	1	7	14	50.0%	1	2	50.0%
3	Buffalo	23	8	11	4	3	9	33.3%	2	2	100.0%
4	Kansas City	21	4	15	2	4	9	44.4%	0	0	0.0%
5	Miami	18	5	11	2	8	16	50.0%	0	2	0.0%
6t	Jacksonville	17	7	8	2	2	10	20.0%	0	1	0.0%
6t	New England	17	11	6	0	6	15	40.0%	0	0	0.0%
8t	Pittsburgh	16	9	6	1	8	17	47.1%	0	1	0.0%
8t	Tennessee	16	9	6	1	3	14	21.4%	1	2	50.0%
10	Cleveland	15	5	8	2	2	15	13.3%	3	5	60.0%
11t	Indianapolis	14	9	4	1	5	10	50.0%	1	2	50.0%
11t	Las Vegas	14	1	12	1	5	14	35.7%	0	1	0.0%
11t	New York Jets	14	3	11	0	6	10	60.0%	0	1	0.0%
14t	Cincinnati	13	5	7	1	4	11	36.4%	0	1	0.0%
14t	Denver	13	7	6	0	5	18	27.8%	1	1	100.0%
16	Los Angeles Chargers	11	5	6	0	4	15	26.7%	0	0	0.0%
	TOTALS	273	112	141	20	79	211	37.4%	11	23	47.8%

AFC TEAM DEFENSE FIRST DOWNS, THIRD DOWNS & FOURTH DOWNS

RANK	TEAM	FIRST DOWNS				THIRD DOWNS			FOURTH DOWNS		
		TOTAL	RUSH	PASS	PEN	MADE	ATT	PCT	MADE	ATT	PCT
1t	Las Vegas	11	5	6	0	4	15	26.7%	0	0	0.0%
1t	Tennessee	11	6	5	0	2	13	15.4%	2	2	100.0%
3	New England	13	5	7	1	4	11	36.4%	0	1	0.0%
4t	Houston	14	9	4	1	5	10	50.0%	1	2	50.0%
4t	Los Angeles Chargers	14	1	12	1	5	14	35.7%	0	1	0.0%
6t	Cleveland	15	7	8	0	4	14	28.6%	0	0	0.0%
6t	Pittsburgh	15	6	8	1	2	9	22.2%	1	1	100.0%
8t	Cincinnati	17	11	6	0	6	15	40.0%	0	0	0.0%
8t	Miami	17	7	8	2	2	10	20.0%	0	1	0.0%
10t	Buffalo	18	7	10	1	7	13	53.8%	0	1	0.0%
10t	Jacksonville	18	5	11	2	8	16	50.0%	0	2	0.0%
12	Denver	19	5	11	3	4	12	33.3%	0	0	0.0%
13	Baltimore	21	4	15	2	4	9	44.4%	0	0	0.0%
14	New York Jets	24	10	12	2	6	13	46.2%	0	0	0.0%
15	Kansas City	25	13	11	1	7	14	50.0%	1	2	50.0%
16	Indianapolis	26	11	13	2	7	14	50.0%	2	2	100.0%
	TOTALS	278	112	147	19	77	202	38.1%	7	15	46.7%

2024 NATIONAL FOOTBALL LEAGUE

NFC TEAM OFFENSE FIRST DOWNS, THIRD DOWNS & FOURTH DOWNS

RANK	TEAM	FIRST DOWNS				THIRD DOWNS			FOURTH DOWNS		
		TOTAL	RUSH	PASS	PEN	MADE	ATT	PCT	MADE	ATT	PCT
1	Los Angeles Rams	26	8	15	3	5	12	41.7%	1	2	50.0%
2	Philadelphia	25	8	14	3	4	14	28.6%	1	1	100.0%
3	San Francisco	24	10	12	2	6	13	46.2%	0	0	0.0%
4t	New Orleans	22	13	7	2	7	13	53.8%	0	0	0.0%
4t	Tampa Bay	22	4	15	3	9	13	69.2%	0	0	0.0%
4t	Washington	22	12	7	3	2	8	25.0%	1	1	100.0%
7	Detroit	21	12	7	2	6	13	46.2%	1	1	100.0%
8t	Green Bay	19	7	9	3	3	11	27.3%	1	1	100.0%
8t	Seattle	19	5	11	3	4	12	33.3%	0	0	0.0%
10	Arizona	18	7	10	1	7	13	53.8%	0	1	0.0%
11	Minnesota	17	7	8	2	3	10	30.0%	1	1	100.0%
12t	Atlanta	15	6	8	1	2	9	22.2%	1	1	100.0%
12t	Dallas	15	7	8	0	4	14	28.6%	0	0	0.0%
14	New York Giants	14	5	8	1	7	18	38.9%	1	3	33.3%
15t	Carolina	11	2	7	2	1	10	10.0%	1	3	33.3%
15t	Chicago	11	6	5	0	2	13	15.4%	2	2	100.0%
	TOTALS	301	119	151	31	72	196	36.7%	11	17	64.7%

NFC TEAM DEFENSE FIRST DOWNS, THIRD DOWNS & FOURTH DOWNS

RANK	TEAM	FIRST DOWNS				THIRD DOWNS			FOURTH DOWNS		
		TOTAL	RUSH	PASS	PEN	MADE	ATT	PCT	MADE	ATT	PCT
1	New Orleans	11	2	7	2	1	10	10.0%	1	3	33.3%
2	Seattle	13	7	6	0	5	18	27.8%	1	1	100.0%
3t	Minnesota	14	5	8	1	7	18	38.9%	1	3	33.3%
3t	San Francisco	14	3	11	0	6	10	60.0%	0	1	0.0%
5	Dallas	15	5	8	2	2	15	13.3%	3	5	60.0%
6t	Atlanta	16	9	6	1	8	17	47.1%	0	1	0.0%
6t	Chicago	16	9	6	1	3	14	21.4%	1	2	50.0%
8	New York Giants	17	7	8	2	3	10	30.0%	1	1	100.0%
9	Philadelphia	19	7	9	3	3	11	27.3%	1	1	100.0%
10	Los Angeles Rams	21	12	7	2	6	13	46.2%	1	1	100.0%
11t	Carolina	22	13	7	2	7	13	53.8%	0	0	0.0%
11t	Tampa Bay	22	12	7	3	2	8	25.0%	1	1	100.0%
11t	Washington	22	4	15	3	9	13	69.2%	0	0	0.0%
14	Arizona	23	8	11	4	3	9	33.3%	2	2	100.0%
15	Green Bay	25	8	14	3	4	14	28.6%	1	1	100.0%
16	Detroit	26	8	15	3	5	12	41.7%	1	2	50.0%
	TOTALS	296	119	145	32	74	205	36.1%	15	25	60.0%

2024 NATIONAL FOOTBALL LEAGUE

NFL TEAM OFFENSE FIRST DOWNS, THIRD DOWNS & FOURTH DOWNS

RANK	TEAM	FIRST DOWNS				THIRD DOWNS			FOURTH DOWNS		
		TOTAL	RUSH	PASS	PEN	MADE	ATT	PCT	MADE	ATT	PCT
1t	Houston	26	11	13	2	7	14	50.0%	2	2	100.0%
1t	Los Angeles Rams	26	8	15	3	5	12	41.7%	1	2	50.0%
3t	Baltimore	25	13	11	1	7	14	50.0%	1	2	50.0%
3t	Philadelphia	25	8	14	3	4	14	28.6%	1	1	100.0%
5	San Francisco	24	10	12	2	6	13	46.2%	0	0	0.0%
6	Buffalo	23	8	11	4	3	9	33.3%	2	2	100.0%
7t	New Orleans	22	13	7	2	7	13	53.8%	0	0	0.0%
7t	Tampa Bay	22	4	15	3	9	13	69.2%	0	0	0.0%
7t	Washington	22	12	7	3	2	8	25.0%	1	1	100.0%
10t	Detroit	21	12	7	2	6	13	46.2%	1	1	100.0%
10t	Kansas City	21	4	15	2	4	9	44.4%	0	0	0.0%
12t	Green Bay	19	7	9	3	3	11	27.3%	1	1	100.0%
12t	Seattle	19	5	11	3	4	12	33.3%	0	0	0.0%
14t	Arizona	18	7	10	1	7	13	53.8%	0	1	0.0%
14t	Miami	18	5	11	2	8	16	50.0%	0	2	0.0%
16t	Jacksonville	17	7	8	2	2	10	20.0%	0	1	0.0%
16t	Minnesota	17	7	8	2	3	10	30.0%	1	1	100.0%
16t	New England	17	11	6	0	6	15	40.0%	0	0	0.0%
19t	Pittsburgh	16	9	6	1	8	17	47.1%	0	1	0.0%
19t	Tennessee	16	9	6	1	3	14	21.4%	1	2	50.0%
21t	Atlanta	15	6	8	1	2	9	22.2%	1	1	100.0%
21t	Cleveland	15	5	8	2	2	15	13.3%	3	5	60.0%
21t	Dallas	15	7	8	0	4	14	28.6%	0	0	0.0%
24t	Indianapolis	14	9	4	1	5	10	50.0%	1	2	50.0%
24t	Las Vegas	14	1	12	1	5	14	35.7%	0	1	0.0%
24t	New York Giants	14	5	8	1	7	18	38.9%	1	3	33.3%
24t	New York Jets	14	3	11	0	6	10	60.0%	0	1	0.0%
28t	Cincinnati	13	5	7	1	4	11	36.4%	0	1	0.0%
28t	Denver	13	7	6	0	5	18	27.8%	1	1	100.0%
30t	Carolina	11	2	7	2	1	10	10.0%	1	3	33.3%
30t	Chicago	11	6	5	0	2	13	15.4%	2	2	100.0%
30t	Los Angeles Chargers	11	5	6	0	4	15	26.7%	0	0	0.0%
	TOTALS	574	231	292	51	151	407	37.1%	22	40	55.0%

2024 NATIONAL FOOTBALL LEAGUE

NFL TEAM DEFENSE FIRST DOWNS, THIRD DOWNS & FOURTH DOWNS

RANK	TEAM	FIRST DOWNS				THIRD DOWNS			FOURTH DOWNS		
		TOTAL	RUSH	PASS	PEN	MADE	ATT	PCT	MADE	ATT	PCT
1t	Las Vegas	11	5	6	0	4	15	26.7%	0	0	0.0%
1t	New Orleans	11	2	7	2	1	10	10.0%	1	3	33.3%
1t	Tennessee	11	6	5	0	2	13	15.4%	2	2	100.0%
4t	New England	13	5	7	1	4	11	36.4%	0	1	0.0%
4t	Seattle	13	7	6	0	5	18	27.8%	1	1	100.0%
6t	Houston	14	9	4	1	5	10	50.0%	1	2	50.0%
6t	Los Angeles Chargers	14	1	12	1	5	14	35.7%	0	1	0.0%
6t	Minnesota	14	5	8	1	7	18	38.9%	1	3	33.3%
6t	San Francisco	14	3	11	0	6	10	60.0%	0	1	0.0%
10t	Cleveland	15	7	8	0	4	14	28.6%	0	0	0.0%
10t	Dallas	15	5	8	2	2	15	13.3%	3	5	60.0%
10t	Pittsburgh	15	6	8	1	2	9	22.2%	1	1	100.0%
13t	Atlanta	16	9	6	1	8	17	47.1%	0	1	0.0%
13t	Chicago	16	9	6	1	3	14	21.4%	1	2	50.0%
15t	Cincinnati	17	11	6	0	6	15	40.0%	0	0	0.0%
15t	Miami	17	7	8	2	2	10	20.0%	0	1	0.0%
15t	New York Giants	17	7	8	2	3	10	30.0%	1	1	100.0%
18t	Buffalo	18	7	10	1	7	13	53.8%	0	1	0.0%
18t	Jacksonville	18	5	11	2	8	16	50.0%	0	2	0.0%
20t	Denver	19	5	11	3	4	12	33.3%	0	0	0.0%
20t	Philadelphia	19	7	9	3	3	11	27.3%	1	1	100.0%
22t	Baltimore	21	4	15	2	4	9	44.4%	0	0	0.0%
22t	Los Angeles Rams	21	12	7	2	6	13	46.2%	1	1	100.0%
24t	Carolina	22	13	7	2	7	13	53.8%	0	0	0.0%
24t	Tampa Bay	22	12	7	3	2	8	25.0%	1	1	100.0%
24t	Washington	22	4	15	3	9	13	69.2%	0	0	0.0%
27	Arizona	23	8	11	4	3	9	33.3%	2	2	100.0%
28	New York Jets	24	10	12	2	6	13	46.2%	0	0	0.0%
29t	Green Bay	25	8	14	3	4	14	28.6%	1	1	100.0%
29t	Kansas City	25	13	11	1	7	14	50.0%	1	2	50.0%
31t	Detroit	26	8	15	3	5	12	41.7%	1	2	50.0%
31t	Indianapolis	26	11	13	2	7	14	50.0%	2	2	100.0%
	TOTALS	574	231	292	51	151	407	37.1%	22	40	55.0%

2024 NATIONAL FOOTBALL LEAGUE

2024 NATIONAL FOOTBALL LEAGUE

AFC OFFENSIVE FIRST DOWN YARDAGE

RANK	TEAM	YDS/PL	PLAYS	YARDS
1	Indianapolis	9.17	18	165
2	Miami	8.42	26	219
3	Jacksonville	7.42	24	178
4	Kansas City	7.33	27	198
5	Las Vegas	6.67	27	180
6	Tennessee	6.38	26	166
7	Baltimore	5.91	32	189
8	Los Angeles Chargers	5.73	22	126
9	Houston	5.61	33	185
10	Pittsburgh	5.04	25	126
11	Buffalo	4.79	28	134
12	New York Jets	4.57	21	96
13	Cincinnati	4.32	19	82
14	New England	4.08	26	106
15	Denver	3.30	27	89
16	Cleveland	2.50	26	65
	TOTALS	5.66	407	2304

AFC DEFENSIVE FIRST DOWN YARDAGE

RANK	TEAM	YDS/PL	PLAYS	YARDS
1	Tennessee	3.62	21	76
2	Cleveland	3.78	27	102
3	Buffalo	3.88	25	97
4	Cincinnati	4.08	26	106
5	New England	4.32	19	82
6	Denver	4.69	29	136
7	New York Jets	5.36	33	177
8	Indianapolis	5.61	33	185
9	Las Vegas	5.73	22	126
10	Kansas City	5.91	32	189
11	Los Angeles Chargers	6.67	27	180
12	Pittsburgh	6.79	24	163
13	Baltimore	7.33	27	198
14	Miami	7.42	24	178
15	Jacksonville	8.42	26	219
16	Houston	9.17	18	165
	TOTALS	5.76	413	2379

2024 NATIONAL FOOTBALL LEAGUE

NFC OFFENSIVE FIRST DOWN YARDAGE

RANK	TEAM	YDS/PL	PLAYS	YARDS
1	Green Bay	8.11	27	219
2t	Detroit	7.18	28	201
2t	New Orleans	7.18	28	201
4	Atlanta	6.79	24	163
5	Minnesota	6.67	24	160
6	San Francisco	5.36	33	177
7	Washington	5.07	27	137
8	Carolina	4.91	23	113
9	Los Angeles Rams	4.74	34	161
10	Seattle	4.69	29	136
11	Philadelphia	4.00	32	128
12	Arizona	3.88	25	97
13	Dallas	3.78	27	102
14	Tampa Bay	3.73	26	97
15	New York Giants	3.68	25	92
16	Chicago	3.62	21	76
	TOTALS	5.22	433	2260

NFC DEFENSIVE FIRST DOWN YARDAGE

RANK	TEAM	YDS/PL	PLAYS	YARDS
1	Dallas	2.50	26	65
2	Seattle	3.30	27	89
3	Minnesota	3.68	25	92
4	Washington	3.73	26	97
5	Green Bay	4.00	32	128
6	San Francisco	4.57	21	96
7	Detroit	4.74	34	161
8	Arizona	4.79	28	134
9	New Orleans	4.91	23	113
10	Atlanta	5.04	25	126
11	Tampa Bay	5.07	27	137
12	Chicago	6.38	26	166
13	New York Giants	6.67	24	160
14t	Carolina	7.18	28	201
14t	Los Angeles Rams	7.18	28	201
16	Philadelphia	8.11	27	219
	TOTALS	5.12	427	2185

2024 NATIONAL FOOTBALL LEAGUE

NFL OFFENSIVE FIRST DOWN YARDAGE

RANK	TEAM	YDS/PL	PLAYS	YARDS
1	Indianapolis	9.17	18	165
2	Miami	8.42	26	219
3	Green Bay	8.11	27	219
4	Jacksonville	7.42	24	178
5	Kansas City	7.33	27	198
6t	Detroit	7.18	28	201
6t	New Orleans	7.18	28	201
8	Atlanta	6.79	24	163
9t	Las Vegas	6.67	27	180
9t	Minnesota	6.67	24	160
11	Tennessee	6.38	26	166
12	Baltimore	5.91	32	189
13	Los Angeles Chargers	5.73	22	126
14	Houston	5.61	33	185
15	San Francisco	5.36	33	177
16	Washington	5.07	27	137
17	Pittsburgh	5.04	25	126
18	Carolina	4.91	23	113
19	Buffalo	4.79	28	134
20	Los Angeles Rams	4.74	34	161
21	Seattle	4.69	29	136
22	New York Jets	4.57	21	96
23	Cincinnati	4.32	19	82
24	New England	4.08	26	106
25	Philadelphia	4.00	32	128
26	Arizona	3.88	25	97
27	Dallas	3.78	27	102
28	Tampa Bay	3.73	26	97
29	New York Giants	3.68	25	92
30	Chicago	3.62	21	76
31	Denver	3.30	27	89
32	Cleveland	2.50	26	65
	TOTALS	5.43	840	4564

2024 NATIONAL FOOTBALL LEAGUE

NFL DEFENSIVE FIRST DOWN YARDAGE

RANK	TEAM	YDS/PL	PLAYS	YARDS
1	Dallas	2.50	26	65
2	Seattle	3.30	27	89
3	Tennessee	3.62	21	76
4	Minnesota	3.68	25	92
5	Washington	3.73	26	97
6	Cleveland	3.78	27	102
7	Buffalo	3.88	25	97
8	Green Bay	4.00	32	128
9	Cincinnati	4.08	26	106
10	New England	4.32	19	82
11	San Francisco	4.57	21	96
12	Denver	4.69	29	136
13	Detroit	4.74	34	161
14	Arizona	4.79	28	134
15	New Orleans	4.91	23	113
16	Atlanta	5.04	25	126
17	Tampa Bay	5.07	27	137
18	New York Jets	5.36	33	177
19	Indianapolis	5.61	33	185
20	Las Vegas	5.73	22	126
21	Kansas City	5.91	32	189
22	Chicago	6.38	26	166
23t	Los Angeles Chargers	6.67	27	180
23t	New York Giants	6.67	24	160
25	Pittsburgh	6.79	24	163
26t	Carolina	7.18	28	201
26t	Los Angeles Rams	7.18	28	201
28	Baltimore	7.33	27	198
29	Miami	7.42	24	178
30	Philadelphia	8.11	27	219
31	Jacksonville	8.42	26	219
32	Houston	9.17	18	165
	TOTALS	5.43	840	4564

2024 NATIONAL FOOTBALL LEAGUE

2024 NATIONAL FOOTBALL LEAGUE

AFC KICKOFFS (RECEIVING TEAM)

RANK	TEAM	TOTAL KO	ADJ KO	TB	TB%	EZ	EZ%	OB	IN20	AVG START
1	Buffalo	6	6	4	66.7%	4	66.7%	1	0	35.8
2	Los Angeles Chargers	3	3	2	66.7%	2	66.7%	0	0	32.0
3	Cincinnati	4	4	4	100.0%	4	100.0%	0	0	31.3
4	Denver	8	8	5	62.5%	5	62.5%	0	0	30.6
5	Las Vegas	6	6	5	83.3%	5	83.3%	0	0	30.5
6t	Baltimore	6	6	6	100.0%	6	100.0%	0	0	30.0
6t	Houston	5	5	5	100.0%	5	100.0%	0	0	30.0
6t	New England	3	3	2	66.7%	2	66.7%	0	0	30.0
6t	Pittsburgh	3	3	3	100.0%	3	100.0%	0	0	30.0
10	Indianapolis	7	7	3	42.9%	5	71.4%	0	0	29.6
11	New York Jets	9	9	6	66.7%	7	77.8%	0	0	28.6
12	Kansas City	5	5	3	60.0%	4	80.0%	0	1	28.4
13	Cleveland	8	8	4	50.0%	5	62.5%	0	0	26.8
14	Tennessee	6	6	1	16.7%	4	66.7%	0	1	26.7
15	Jacksonville	4	4	2	50.0%	3	75.0%	0	0	26.5
16	Miami	3	3	3	100.0%	3	100.0%	0	0	25.0
	TOTALS	86	86	58	67.4%	67	77.9%	1	2	29.5

AFC KICKOFFS (KICKING TEAM)

RANK	TEAM	TOTAL KO	ADJ KO	TB	TB%	EZ	EZ%	OB	IN20	AVG START
1	Jacksonville	3	3	3	100.0%	3	100.0%	0	0	25.0
2	Miami	4	4	2	50.0%	3	75.0%	0	0	26.5
3	New York Jets	4	4	4	100.0%	4	100.0%	0	0	27.5
4	Baltimore	5	5	3	60.0%	4	80.0%	0	1	28.4
5	Denver	5	4	2	50.0%	4	100.0%	0	0	29.3
6	Houston	7	7	3	42.9%	5	71.4%	0	0	29.6
7	Pittsburgh	6	6	4	66.7%	4	66.7%	0	0	29.7
8t	Cincinnati	3	3	2	66.7%	2	66.7%	0	0	30.0
8t	Indianapolis	5	5	5	100.0%	5	100.0%	0	0	30.0
8t	Kansas City	6	6	6	100.0%	6	100.0%	0	0	30.0
11	Los Angeles Chargers	6	6	5	83.3%	5	83.3%	0	0	30.5
12	Cleveland	4	4	3	75.0%	4	100.0%	0	0	30.8
13	New England	4	4	4	100.0%	4	100.0%	0	0	31.3
14	Las Vegas	3	3	2	66.7%	2	66.7%	0	0	32.0
15	Buffalo	7	7	3	42.9%	3	42.9%	1	1	37.6
16	Tennessee	4	3	2	66.7%	3	100.0%	0	0	42.0
	TOTALS	76	74	53	71.6%	61	82.4%	1	2	30.7

ADJ KO: Adjusted kickoffs are used to compute Avg. Team Drive Start. Adjusted kickoffs do not include inside kicks or kickoffs at the end of a half unless either kickoff is returned for a touchdown. Adjusted kickoffs also do not include non-inside kickoffs that result in the kicking team ultimately retaining possession.

IN20: The number of drives that start inside (not including) the 20-yard line.

2024 NATIONAL FOOTBALL LEAGUE

NFC KICKOFFS (RECEIVING TEAM)

RANK	TEAM	TOTAL KO	ADJ KO	TB	TB%	EZ	EZ%	OB	IN20	AVG START
1	Chicago	4	3	2	66.7%	3	100.0%	0	0	42.0
2	Arizona	7	7	3	42.9%	3	42.9%	1	1	37.6
3	Tampa Bay	4	3	1	33.3%	1	33.3%	1	0	32.7
4	Minnesota	3	3	3	100.0%	3	100.0%	0	0	31.7
5	Dallas	4	4	3	75.0%	4	100.0%	0	0	30.8
6t	Detroit	6	6	6	100.0%	6	100.0%	0	0	30.0
6t	New Orleans	2	2	0	0.0%	0	0.0%	0	0	30.0
8	Atlanta	6	6	4	66.7%	4	66.7%	0	0	29.7
9	New York Giants	5	5	4	80.0%	4	80.0%	0	0	29.6
10	Seattle	5	4	2	50.0%	4	100.0%	0	0	29.3
11	Washington	8	8	6	75.0%	6	75.0%	0	0	28.6
12	Green Bay	6	6	5	83.3%	6	100.0%	0	1	28.5
13	Los Angeles Rams	5	5	4	80.0%	4	80.0%	0	0	28.4
14	San Francisco	4	4	4	100.0%	4	100.0%	0	0	27.5
15	Philadelphia	7	7	5	71.4%	6	85.7%	0	1	27.0
16	Carolina	10	10	1	10.0%	3	30.0%	0	1	26.9
	TOTALS	86	83	53	63.9%	61	73.5%	2	4	30.1

NFC KICKOFFS (KICKING TEAM)

RANK	TEAM	TOTAL KO	ADJ KO	TB	TB%	EZ	EZ%	OB	IN20	AVG START
1	Chicago	6	6	1	16.7%	4	66.7%	0	1	26.7
2	Dallas	8	8	4	50.0%	5	62.5%	0	0	26.8
3	New Orleans	10	10	1	10.0%	3	30.0%	0	1	26.9
4	Green Bay	7	7	5	71.4%	6	85.7%	0	1	27.0
5	Detroit	5	5	4	80.0%	4	80.0%	0	0	28.4
6	Philadelphia	6	6	5	83.3%	6	100.0%	0	1	28.5
7	San Francisco	9	9	6	66.7%	7	77.8%	0	0	28.6
8	Tampa Bay	8	8	6	75.0%	6	75.0%	0	0	28.6
9	Minnesota	5	5	4	80.0%	4	80.0%	0	0	29.6
10t	Atlanta	3	3	3	100.0%	3	100.0%	0	0	30.0
10t	Carolina	2	2	0	0.0%	0	0.0%	0	0	30.0
10t	Los Angeles Rams	6	6	6	100.0%	6	100.0%	0	0	30.0
13	Seattle	8	8	5	62.5%	5	62.5%	0	0	30.6
14	New York Giants	3	3	3	100.0%	3	100.0%	0	0	31.7
15	Washington	4	3	1	33.3%	1	33.3%	1	0	32.7
16	Arizona	6	6	4	66.7%	4	66.7%	1	0	35.8
	TOTALS	96	95	58	61.1%	67	70.5%	2	4	29.1

ADJ KO: Adjusted kickoffs are used to compute Avg. Team Drive Start. Adjusted kickoffs do not include inside kicks or kickoffs at the end of a half unless either kickoff is returned for a touchdown. Adjusted kickoffs also do not include non-inside kickoffs that result in the kicking team ultimately retaining possession.
 IN20: The number of drives that start inside (not including) the 20-yard line.

2024 NATIONAL FOOTBALL LEAGUE

NFL KICKOFFS (RECEIVING TEAM)

RANK	TEAM	TOTAL KO	ADJ KO	TB	TB%	EZ	EZ%	OB	IN20	AVG START
1	Chicago	4	3	2	66.7%	3	100.0%	0	0	42.0
2	Arizona	7	7	3	42.9%	3	42.9%	1	1	37.6
3	Buffalo	6	6	4	66.7%	4	66.7%	1	0	35.8
4	Tampa Bay	4	3	1	33.3%	1	33.3%	1	0	32.7
5	Los Angeles Chargers	3	3	2	66.7%	2	66.7%	0	0	32.0
6	Minnesota	3	3	3	100.0%	3	100.0%	0	0	31.7
7	Cincinnati	4	4	4	100.0%	4	100.0%	0	0	31.3
8	Dallas	4	4	3	75.0%	4	100.0%	0	0	30.8
9	Denver	8	8	5	62.5%	5	62.5%	0	0	30.6
10	Las Vegas	6	6	5	83.3%	5	83.3%	0	0	30.5
11t	Baltimore	6	6	6	100.0%	6	100.0%	0	0	30.0
11t	Detroit	6	6	6	100.0%	6	100.0%	0	0	30.0
11t	Houston	5	5	5	100.0%	5	100.0%	0	0	30.0
11t	New England	3	3	2	66.7%	2	66.7%	0	0	30.0
11t	New Orleans	2	2	0	0.0%	0	0.0%	0	0	30.0
11t	Pittsburgh	3	3	3	100.0%	3	100.0%	0	0	30.0
17	Atlanta	6	6	4	66.7%	4	66.7%	0	0	29.7
18	New York Giants	5	5	4	80.0%	4	80.0%	0	0	29.6
19	Indianapolis	7	7	3	42.9%	5	71.4%	0	0	29.6
20	Seattle	5	4	2	50.0%	4	100.0%	0	0	29.3
21	Washington	8	8	6	75.0%	6	75.0%	0	0	28.6
22	New York Jets	9	9	6	66.7%	7	77.8%	0	0	28.6
23	Green Bay	6	6	5	83.3%	6	100.0%	0	1	28.5
24t	Kansas City	5	5	3	60.0%	4	80.0%	0	1	28.4
24t	Los Angeles Rams	5	5	4	80.0%	4	80.0%	0	0	28.4
26	San Francisco	4	4	4	100.0%	4	100.0%	0	0	27.5
27	Philadelphia	7	7	5	71.4%	6	85.7%	0	1	27.0
28	Carolina	10	10	1	10.0%	3	30.0%	0	1	26.9
29	Cleveland	8	8	4	50.0%	5	62.5%	0	0	26.8
30	Tennessee	6	6	1	16.7%	4	66.7%	0	1	26.7
31	Jacksonville	4	4	2	50.0%	3	75.0%	0	0	26.5
32	Miami	3	3	3	100.0%	3	100.0%	0	0	25.0
	TOTALS	344	338	222	65.7%	256	75.7%	6	12	29.8

ADJ KO: Adjusted kickoffs are used to compute Avg. Team Drive Start. Adjusted kickoffs do not include inside kicks or kickoffs at the end of a half unless either kickoff is returned for a touchdown. Adjusted kickoffs also do not include non-onside kickoffs that result in the kicking team ultimately retaining possession.

IN20: The number of drives that start inside (not including) the 20-yard line.

2024 NATIONAL FOOTBALL LEAGUE

NFL KICKOFFS (KICKING TEAM)

RANK	TEAM	TOTAL KO	ADJ KO	TB	TB%	EZ	EZ%	OB	IN20	AVG START
1	Jacksonville	3	3	3	100.0%	3	100.0%	0	0	25.0
2	Miami	4	4	2	50.0%	3	75.0%	0	0	26.5
3	Chicago	6	6	1	16.7%	4	66.7%	0	1	26.7
4	Dallas	8	8	4	50.0%	5	62.5%	0	0	26.8
5	New Orleans	10	10	1	10.0%	3	30.0%	0	1	26.9
6	Green Bay	7	7	5	71.4%	6	85.7%	0	1	27.0
7	New York Jets	4	4	4	100.0%	4	100.0%	0	0	27.5
8t	Baltimore	5	5	3	60.0%	4	80.0%	0	1	28.4
8t	Detroit	5	5	4	80.0%	4	80.0%	0	0	28.4
10	Philadelphia	6	6	5	83.3%	6	100.0%	0	1	28.5
11	San Francisco	9	9	6	66.7%	7	77.8%	0	0	28.6
12	Tampa Bay	8	8	6	75.0%	6	75.0%	0	0	28.6
13	Denver	5	4	2	50.0%	4	100.0%	0	0	29.3
14	Houston	7	7	3	42.9%	5	71.4%	0	0	29.6
15	Minnesota	5	5	4	80.0%	4	80.0%	0	0	29.6
16	Pittsburgh	6	6	4	66.7%	4	66.7%	0	0	29.7
17t	Atlanta	3	3	3	100.0%	3	100.0%	0	0	30.0
17t	Carolina	2	2	0	0.0%	0	0.0%	0	0	30.0
17t	Cincinnati	3	3	2	66.7%	2	66.7%	0	0	30.0
17t	Indianapolis	5	5	5	100.0%	5	100.0%	0	0	30.0
17t	Kansas City	6	6	6	100.0%	6	100.0%	0	0	30.0
17t	Los Angeles Rams	6	6	6	100.0%	6	100.0%	0	0	30.0
23	Los Angeles Chargers	6	6	5	83.3%	5	83.3%	0	0	30.5
24	Seattle	8	8	5	62.5%	5	62.5%	0	0	30.6
25	Cleveland	4	4	3	75.0%	4	100.0%	0	0	30.8
26	New England	4	4	4	100.0%	4	100.0%	0	0	31.3
27	New York Giants	3	3	3	100.0%	3	100.0%	0	0	31.7
28	Las Vegas	3	3	2	66.7%	2	66.7%	0	0	32.0
29	Washington	4	3	1	33.3%	1	33.3%	1	0	32.7
30	Arizona	6	6	4	66.7%	4	66.7%	1	0	35.8
31	Buffalo	7	7	3	42.9%	3	42.9%	1	1	37.6
32	Tennessee	4	3	2	66.7%	3	100.0%	0	0	42.0
	TOTALS	344	338	222	65.7%	256	75.7%	6	12	29.8

ADJ KO: Adjusted kickoffs are used to compute Avg. Team Drive Start. Adjusted kickoffs do not include inside kicks or kickoffs at the end of a half unless either kickoff is returned for a touchdown. Adjusted kickoffs also do not include non-onside kickoffs that result in the kicking team ultimately retaining possession.

IN20: The number of drives that start inside (not including) the 20-yard line.

2024 NATIONAL FOOTBALL LEAGUE

AFC PLAYER SINGLE-GAME HIGHS

CATEGORY	TOTAL	PLAYER	GAME	DETAILS
Points	18	Chris Boswell	PIT at ATL, Sep. 8	6 FG
Passing Yards	338	Tua Tagovailoa	MIA vs. JAX, Sep. 8	23-37, 338 YDS, 1 TD, 0 INT
Longest Pass	80	Tua Tagovailoa	MIA vs. JAX, Sep. 8	to Tyreek Hill (TD)
Passing Touchdowns	2			3 times in non-overtime games
Rushing Yards	159	Joe Mixon	HOU at IND, Sep. 8	30-159, 1 TD
Rushing Attempts	30	Joe Mixon	HOU at IND, Sep. 8	30-159, 1 TD
Longest Rush	61	J.K. Dobbins	LAC vs. LV, Sep. 8	
Receptions	9	Isaiah Likely	BAL at KC, Sep. 5	9-111, 1 TD
Receiving Yards	130	Tyreek Hill	MIA vs. JAX, Sep. 8	7-130, 1 TD
Kickoff Return Yards	127	Jha'Quan Jackson	TEN at CHI, Sep. 8	5-127, 0 TD
Kickoff Returns	5	Jha'Quan Jackson	TEN at CHI, Sep. 8	5-127, 0 TD
Longest Kickoff Return	53	Brandon Codrington	BUF vs. ARI, Sep. 8	
Punt Return Yards	72	Jaelon Darden	CLE vs. DAL, Sep. 8	5-72, 0 FC, 0 TD
	5	Jaelon Darden	CLE vs. DAL, Sep. 8	5-72, 0 FC, 0 TD
Punt Returns	5	Marvin Mims Jr.	DEN at SEA, Sep. 8	5-47, 0 FC, 0 TD
Longest Punt Return	28	Jaelon Darden	CLE vs. DAL, Sep. 8	
Interceptions	1			6 times in non-overtime games
Longest Interception Return	49	Donte Jackson	PIT at ATL, Sep. 8	
Sacks	3.0	Greg Rousseau	BUF vs. ARI, Sep. 8	
Scrimmage Yards	178	Joe Mixon	HOU at IND, Sep. 8	Rush: 30-159, Rec: 3-19
Longest Punt	80	Ryan Rehkow	CIN vs. NE, Sep. 8	
Punts	8	Riley Dixon	DEN at SEA, Sep. 8	8-389 (48.6)
Field Goals Made	6	Chris Boswell	PIT at ATL, Sep. 8	6-6, 57 long
Longest Field Goal	57	Chris Boswell	PIT at ATL, Sep. 8	

2024 NATIONAL FOOTBALL LEAGUE

NFC PLAYER SINGLE-GAME HIGHS

CATEGORY	TOTAL	PLAYER	GAME	DETAILS
Points	20	Jake Moody	SF vs. NYJ, Sep. 9	6 FG, 2 XK
Passing Yards	317	Matthew Stafford	LAR at DET, Sep. 8 (OT)	34-49, 317 YDS, 1 TD, 1 INT
	289	Baker Mayfield	TB vs. WAS, Sep. 8	24-30, 289 YDS, 4 TD, 0 INT
Longest Pass	70	Jordan Love	GB at PHI, Sep. 6	to Jayden Reed (TD)
Passing Touchdowns	4	Baker Mayfield	TB vs. WAS, Sep. 8	24-30, 289 YDS, 4 TD, 0 INT
Rushing Yards	147	Jordan Mason	SF vs. NYJ, Sep. 9	28-147, 1 TD
Rushing Attempts	28	Jordan Mason	SF vs. NYJ, Sep. 9	28-147, 1 TD
Longest Rush	34	Saquon Barkley	PHI vs. GB, Sep. 6	
	34	Geno Smith	SEA vs. DEN, Sep. 8	(TD)
Receptions	14	Cooper Kupp	LAR at DET, Sep. 8 (OT)	14-110, 1 TD
	8	Chris Godwin	TB vs. WAS, Sep. 8	8-83, 1 TD
Receiving Yards	138	Jayden Reed	GB at PHI, Sep. 6	4-138, 1 TD
Kickoff Return Yards	204	Raheem Blackshear	CAR at NO, Sep. 8	8-204, 0 TD
Kickoff Returns	8	Raheem Blackshear	CAR at NO, Sep. 8	8-204, 0 TD
Longest Kickoff Return	96	DeeJay Dallas	ARI at BUF, Sep. 8	(TD)
Punt Return Yards	96	KaVontae Turpin	DAL at CLE, Sep. 8	5-96, 0 FC, 1 TD
Punt Returns	5	DeAndre Carter	CHI vs. TEN, Sep. 8	5-64, 0 FC, 0 TD
	5	KaVontae Turpin	DAL at CLE, Sep. 8	5-96, 0 FC, 1 TD
Longest Punt Return	60	KaVontae Turpin	DAL at CLE, Sep. 8	(TD)
Interceptions	1			17 times, 15 in non-overtime games
Longest Interception Return	43	Tyrique Stevenson	CHI vs. TEN, Sep. 8	(TD)
Sacks	3.0	Alontae Taylor	NO vs. CAR, Sep. 8	
Scrimmage Yards	171	Jayden Reed	GB at PHI, Sep. 6	Rush: 1-33, Rec: 4-138
Longest Punt	60	Tory Taylor	CHI vs. TEN, Sep. 8	
Punts	6			3 times in non-overtime games
Field Goals Made	6	Jake Moody	SF vs. NYJ, Sep. 9	6-6, 53 long
	57	Brandon Aubrey	DAL at CLE, Sep. 8	
Longest Field Goal	57	Blake Grupe	NO vs. CAR, Sep. 8	

2024 NATIONAL FOOTBALL LEAGUE

NFL PLAYER SINGLE-GAME HIGHS

CATEGORY	TOTAL	PLAYER	GAME	DETAILS
Points	20	Jake Moody	SF vs. NYJ, Sep. 9	6 FG, 2 XK
Passing Yards	338	Tua Tagovailoa	MIA vs. JAX, Sep. 8	23-37, 338 YDS, 1 TD, 0 INT
Longest Pass	80	Tua Tagovailoa	MIA vs. JAX, Sep. 8	to Tyreek Hill (TD)
Passing Touchdowns	4	Baker Mayfield	TB vs. WAS, Sep. 8	24-30, 289 YDS, 4 TD, 0 INT
Rushing Yards	159	Joe Mixon	HOU at IND, Sep. 8	30-159, 1 TD
Rushing Attempts	30	Joe Mixon	HOU at IND, Sep. 8	30-159, 1 TD
Longest Rush	61	J.K. Dobbins	LAC vs. LV, Sep. 8	
Receptions	14	Cooper Kupp	LAR at DET, Sep. 8 (OT)	14-110, 1 TD
	9	Isaiah Likely	BAL at KC, Sep. 5	9-111, 1 TD
Receiving Yards	138	Jayden Reed	GB at PHI, Sep. 6	4-138, 1 TD
Kickoff Return Yards	204	Raheem Blackshear	CAR at NO, Sep. 8	8-204, 0 TD
Kickoff Returns	8	Raheem Blackshear	CAR at NO, Sep. 8	8-204, 0 TD
Longest Kickoff Return	96	DeeJay Dallas	ARI at BUF, Sep. 8	(TD)
Punt Return Yards	96	KaVontae Turpin	DAL at CLE, Sep. 8	5-96, 0 FC, 1 TD
Punt Returns	5			4 times in non-overtime games
Longest Punt Return	60	KaVontae Turpin	DAL at CLE, Sep. 8	(TD)
Interceptions	1			23 times, 21 in non-overtime games
Longest Interception Return	49	Donte Jackson	PIT at ATL, Sep. 8	
Sacks	3.0	Greg Rousseau	BUF vs. ARI, Sep. 8	
	3.0	Alontae Taylor	NO vs. CAR, Sep. 8	
Scrimmage Yards	178	Joe Mixon	HOU at IND, Sep. 8	Rush: 30-159, Rec: 3-19
Longest Punt	80	Ryan Rehkow	CIN vs. NE, Sep. 8	
Punts	8	Riley Dixon	DEN at SEA, Sep. 8	8-389 (48.6)
Field Goals Made	6	Chris Boswell	PIT at ATL, Sep. 8	6-6, 57 long
	6	Jake Moody	SF vs. NYJ, Sep. 9	6-6, 53 long
Longest Field Goal	57			3 times in non-overtime games

2024 NATIONAL FOOTBALL LEAGUE

2024 NATIONAL FOOTBALL LEAGUE

300-YARD PASSING GAMES

YARDS	PLAYER	GAME	DETAILS
338	Tua Tagovailoa	MIA vs. JAX, Sep. 8	23-37, 1 TD, 0 INT
317	Matthew Stafford	LAR at DET, Sep. 8 (OT)	34-49, 1 TD, 1 INT

2024 NATIONAL FOOTBALL LEAGUE

2024 NATIONAL FOOTBALL LEAGUE

100-YARD RECEIVING GAMES

YARDS	PLAYER	GAME	DETAILS
138	Jayden Reed	GB at PHI, Sep. 6	4 REC, 1 TD
130	Tyreek Hill	MIA vs. JAX, Sep. 8	7 REC, 1 TD
125	Alec Pierce	IND vs. HOU, Sep. 8	3 REC, 1 TD
121	Jameson Williams	DET vs. LAR, Sep. 8 (OT)	5 REC, 1 TD
119	A.J. Brown	PHI vs. GB, Sep. 6	5 REC, 1 TD
117	Nico Collins	HOU at IND, Sep. 8	6 REC, 0 TD
111	Isaiah Likely	BAL at KC, Sep. 5	9 REC, 1 TD
110	Cooper Kupp	LAR at DET, Sep. 8 (OT)	14 REC, 1 TD
109	Jaylen Waddle	MIA vs. JAX, Sep. 8	5 REC, 0 TD
103	Rashee Rice	KC vs. BAL, Sep. 5	7 REC, 0 TD

2024 NATIONAL FOOTBALL LEAGUE

2024 NATIONAL FOOTBALL LEAGUE

100-YARD RUSHING GAMES

YARDS	PLAYER	GAME	DETAILS
159	Joe Mixon	HOU at IND, Sep. 8	30 ATT, 1 TD
147	Jordan Mason	SF vs. NYJ, Sep. 9	28 ATT, 1 TD
135	J.K. Dobbins	LAC vs. LV, Sep. 8	10 ATT, 1 TD
122	Lamar Jackson	BAL at KC, Sep. 5	16 ATT, 0 TD
120	Rhamondre Stevenson	NE at CIN, Sep. 8	25 ATT, 1 TD
109	Saquon Barkley	PHI vs. GB, Sep. 6	24 ATT, 2 TD
103	Kenneth Walker III	SEA vs. DEN, Sep. 8	20 ATT, 1 TD

2024 NATIONAL FOOTBALL LEAGUE

2024 NATIONAL FOOTBALL LEAGUE

AFC LEADING PASSERS

RANK	PLAYER	TEAM	ATT	COMP	COMP%	YDS	YPA	TD	TD%	LONG	INT	INT%	RATING
1	Allen	BUF	23	18	78.3%	232	10.09	2	8.7%	28	0	0.0%	137.7
2	Stroud	HOU	32	24	75.0%	234	7.31	2	6.3%	55	0	0.0%	115.9
3	Mahomes	KC	28	20	71.4%	291	10.39	1	3.6%	35t	1	3.6%	101.9
4	Richardson	IND	19	9	47.4%	212	11.16	2	10.5%	60t	1	5.3%	101.2
5	Tagovailoa	MIA	37	23	62.2%	338	9.14	1	2.7%	80t	0	0.0%	101.0
6	Lawrence	JAX	21	12	57.1%	162	7.71	1	4.8%	30	0	0.0%	97.7
7	Minschew	LV	33	25	75.8%	257	7.79	1	3.0%	33	1	3.0%	95.1
8	Herbert	LAC	26	17	65.4%	144	5.54	1	3.8%	27	0	0.0%	92.5
9	Fields	PIT	23	17	73.9%	156	6.78	0	0.0%	40	0	0.0%	91.9
10	L. Jackson	BAL	41	26	63.4%	273	6.66	1	2.4%	49t	0	0.0%	90.8
11	Burrow	CIN	29	21	72.4%	164	5.66	0	0.0%	28	0	0.0%	86.0
12	Rodgers	NYJ	21	13	61.9%	167	7.95	1	4.8%	36t	1	4.8%	82.8
13	Brissett	NE	24	15	62.5%	121	5.04	0	0.0%	17	0	0.0%	75.2
14	Levis	TEN	32	19	59.4%	127	3.97	1	3.1%	22	2	6.3%	52.5
15	D. Watson	CLE	45	24	53.3%	169	3.76	1	2.2%	29	2	4.4%	51.1
16	*Nix	DEN	42	26	61.9%	138	3.29	0	0.0%	25	2	4.8%	47.5

2024 NATIONAL FOOTBALL LEAGUE

AFC LEADING PASSERS, RANKS

PLAYER	TEAM	ATT	COMP	COMP%	YDS	YPA	TD	TD%	INT	INT%	RATING
Allen	BUF	12t	10	1	6	3	1t	2	1t	1t	1
Stroud	HOU	6t	4t	3	5	8	1t	3	1t	1t	2
Mahomes	KC	9	8	6	2	2	4t	7	10t	11	3
Richardson	IND	16	16	16	7	1	1t	1	10t	15	4
Tagovailoa	MIA	4	6	10	1	4	4t	10	1t	1t	5
Lawrence	JAX	14t	15	14	11	7	4t	4t	1t	1t	6
Minshew	LV	5	3	2	4	6	4t	9	10t	10	7
Herbert	LAC	10	11t	7	13	12	4t	6	1t	1t	8
Fields	PIT	12t	11t	4	12	9	14t	13t	1t	1t	9
L. Jackson	BAL	3	1t	8	3	10	4t	11	1t	1t	10
Burrow	CIN	8	7	5	10	11	14t	13t	1t	1t	11
Rodgers	NYJ	14t	14	11t	9	5	4t	4t	10t	13t	12
Brissett	NE	11	13	9	16	13	14t	13t	1t	1t	13
Levis	TEN	6t	9	13	15	14	4t	8	14t	16	14
D. Watson	CLE	1	4t	15	8	15	4t	12	14t	12	15
*Nix	DEN	2	1t	11t	14	16	14t	13t	14t	13t	16

2024 NATIONAL FOOTBALL LEAGUE

AFC FOURTH-QUARTER PASSING LEADERS

RANK	PLAYER	TEAM	ATT	COMP	COMP%	YDS	YPA	TD	TD%	INT	INT%	RATING
1	Mahomes	KC	5	5	100.0%	68	13.60	1	20.0%	0	0.0%	158.3
2	Stroud	HOU	5	5	100.0%	31	6.20	1	20.0%	0	0.0%	132.1
3	Richardson	IND	7	3	42.9%	119	17.00	1	14.3%	0	0.0%	129.5
4	T. Taylor	NYJ	8	6	75.0%	36	4.50	1	12.5%	0	0.0%	122.9
5	L. Jackson	BAL	15	9	60.0%	127	8.47	1	6.7%	0	0.0%	109.6
6	Herbert	LAC	5	3	60.0%	17	3.40	1	20.0%	0	0.0%	105.8
7	Allen	BUF	8	5	62.5%	77	9.63	0	0.0%	0	0.0%	94.3
8	Brissett	NE	5	5	100.0%	33	6.60	0	0.0%	0	0.0%	94.2
9	Fields	PIT	4	3	75.0%	16	4.00	0	0.0%	0	0.0%	81.3
10	Tagovailoa	MIA	8	5	62.5%	50	6.25	0	0.0%	0	0.0%	80.2
11	Burrow	CIN	6	3	50.0%	39	6.50	0	0.0%	0	0.0%	70.8
12	Rodgers	NYJ	4	2	50.0%	23	5.75	0	0.0%	0	0.0%	67.7
13	Minschew	LV	13	10	76.9%	96	7.38	0	0.0%	1	7.7%	64.9
14	*Nix	DEN	14	10	71.4%	63	4.50	0	0.0%	1	7.1%	50.6
15	D. Watson	CLE	14	8	57.1%	50	3.57	0	0.0%	1	7.1%	34.8
16	Levis	TEN	10	6	60.0%	40	4.00	0	0.0%	2	20.0%	29.2

2024 NATIONAL FOOTBALL LEAGUE

AFC THIRD-DOWN PASSING LEADERS

RANK	PLAYER	TEAM	ATT	COMP	COMP%	YDS	YPA	TD	TD%	INT	INT%	RATING
1	Stroud	HOU	7	7	100.0%	80	11.43	1	14.3%	0	0.0%	153.9
2	Rodgers	NYJ	6	4	66.7%	74	12.33	1	16.7%	0	0.0%	148.6
3	Allen	BUF	6	4	66.7%	67	11.17	1	16.7%	0	0.0%	143.8
4	Herbert	LAC	10	6	60.0%	42	4.20	1	10.0%	0	0.0%	102.9
5	D. Watson	CLE	6	6	100.0%	50	8.33	0	0.0%	0	0.0%	101.4
6	Tagovailoa	MIA	9	6	66.7%	92	10.22	0	0.0%	0	0.0%	100.2
7	Burrow	CIN	7	6	85.7%	49	7.00	0	0.0%	0	0.0%	95.8
8t	Fields	PIT	6	5	83.3%	33	5.50	0	0.0%	0	0.0%	89.6
8t	Lawrence	JAX	8	2	25.0%	44	5.50	1	12.5%	0	0.0%	89.6
10	L. Jackson	BAL	8	5	62.5%	58	7.25	0	0.0%	0	0.0%	84.4
11	Mahomes	KC	7	4	57.1%	51	7.29	0	0.0%	0	0.0%	80.1
12	Brissett	NE	10	6	60.0%	38	3.80	0	0.0%	0	0.0%	67.9
13	Minshev	LV	10	8	80.0%	72	7.20	0	0.0%	1	10.0%	57.1
14	*Nix	DEN	15	9	60.0%	68	4.53	0	0.0%	1	6.7%	43.2
15	Levis	TEN	9	4	44.4%	24	2.67	0	0.0%	1	11.1%	12.0

2024 NATIONAL FOOTBALL LEAGUE

AFC LEADING RUSHERS

RANK	PLAYER	TEAM	ATT	YDS	AVG	LONG	TD
1	Mixon	HOU	30	159	5.3	13	1
2	Dobbins	LAC	10	135	13.5	61	1
3	L. Jackson (QB)	BAL	16	122	7.6	16	0
4	Stevenson	NE	25	120	4.8	17	1
5	Pollard	TEN	16	82	5.1	26t	1
6	Bigsby	JAX	12	73	6.1	26	0
7	Cook	BUF	19	71	3.7	15	0
8	Harris	PIT	20	70	3.5	20	0
9	Fields (QB)	PIT	14	57	4.1	12	0
10	Richardson (QB)	IND	6	56	9.3	19	1
11	Hall	NYJ	16	54	3.4	16	1
12	Taylor	IND	16	48	3.0	7	1
13	Henry	BAL	13	46	3.5	9	1
14	Pacheco	KC	15	45	3.0	5	1
15t	Etienne	JAX	12	44	3.7	11	1
15t	J. Ford	CLE	12	44	3.7	11	1
15t	Moss	CIN	9	44	4.9	16	1
15t	White	LV	13	44	3.4	12	0
19t	Allen (QB)	BUF	9	39	4.3	9	2
19t	D. Watson (QB)	CLE	5	39	7.8	16	0
21	Levis (QB)	TEN	4	36	9.0	15	0
22	*Nix (QB)	DEN	5	35	7.0	23	1
23	Brissett (QB)	NE	7	32	4.6	16	0
24	McLaughlin	DEN	10	27	2.7	15	0
25t	Edwards	LAC	11	26	2.4	10	0
25t	Wilson	MIA	5	26	5.2	14	0
27	Achane	MIA	10	24	2.4	9	1
28	Williams	DEN	8	23	2.9	9	0
29t	Spears	TEN	4	21	5.3	11	0
29t	*Worthy (WR)	KC	1	21	21.0	21t	1
31t	Dell (WR)	HOU	2	19	9.5	17	0
31t	Mattison	LV	5	19	3.8	7	0
33	Gibson	NE	7	18	2.6	8	0
34	Pierce	HOU	3	16	5.3	9	0
35	Burrow (QB)	CIN	4	15	3.8	6	0
36t	*Estime	DEN	2	14	7.0	12	0
36t	Flowers (WR)	BAL	2	14	7.0	8	0
38t	*Davis	BUF	3	13	4.3	13	0
38t	Patterson	PIT	4	13	3.3	5	0
38t	Stroud (QB)	HOU	4	13	3.3	13	0
41t	C. Brown	CIN	3	11	3.7	8	0
41t	Tagovailoa (QB)	MIA	1	11	11.0	11	0
43	Strong	CLE	2	10	5.0	6	0
44t	Davis (WR)	LAC	2	9	4.5	6	0
44t	Mostert	MIA	6	9	1.5	6	0
46t	*Allen	NYJ	1	8	8.0	8	0
46t	Ingold	MIA	2	8	4.0	6	0
46t	Lawrence (QB)	JAX	1	8	8.0	8	0
49t	Ty Johnson	BUF	2	7	3.5	6	0
49t	T. Taylor (QB)	NYJ	1	7	7.0	7	0
49t	Warren	PIT	2	7	3.5	8	0

2024 NATIONAL FOOTBALL LEAGUE

AFC THIRD-AND-ONE RUSHING LEADERS

RANK	PLAYER	TEAM	ATT	FD	PCT
1t	Fields (QB)	PIT	3	3	100.0%
1t	Ingold	MIA	2	2	100.0%
1t	Achane	MIA	1	1	100.0%
1t	*Allen	NYJ	1	1	100.0%
1t	Burrow (QB)	CIN	1	1	100.0%
1t	Dobbins	LAC	1	1	100.0%
1t	Hill	BAL	1	1	100.0%
1t	L. Jackson (QB)	BAL	1	1	100.0%
1t	Mixon	HOU	1	1	100.0%
1t	Moss	CIN	1	1	100.0%
1t	Spears	TEN	1	1	100.0%
1t	Williams	DEN	1	1	100.0%

2024 NATIONAL FOOTBALL LEAGUE

AFC LEADERS IN RECEPTIONS

RANK	PLAYER	TEAM	REC	YDS	AVG	LONG	TD
1	Likely (TE)	BAL	9	111	12.3	49t	1
2	*Vele	DEN	8	39	4.9	9	0
3t	T. Hill	MIA	7	130	18.6	80t	1
3t	Rice	KC	7	103	14.7	33	0
3t	Achane (RB)	MIA	7	76	10.9	39	0
6t	Collins	HOU	6	117	19.5	55	0
6t	Lazard	NYJ	6	89	14.8	36t	2
6t	Pickens	PIT	6	85	14.2	40	0
6t	Chase	CIN	6	62	10.3	28	0
6t	Wilson	NYJ	6	60	10.0	16	0
6t	*Bowers (TE)	LV	6	58	9.7	26	0
6t	Hill (RB)	BAL	6	52	8.7	18	0
6t	Flowers	BAL	6	37	6.2	19	0
6t	Diggs	HOU	6	33	5.5	10	2
6t	J. Ford (RB)	CLE	6	25	4.2	8	0
16t	Waddle	MIA	5	109	21.8	63	0
16t	Adams	LV	5	59	11.8	23	0
16t	Reynolds	DEN	5	45	9.0	25	0
16t	Hall (RB)	NYJ	5	39	7.8	13	0
16t	*McConkey	LAC	5	39	7.8	11	1
16t	McLaughlin (RB)	DEN	5	1	0.2	3	0
22t	*Coleman	BUF	4	51	12.8	28	0
22t	*B. Thomas	JAX	4	47	11.8	18	1
22t	Njoku (TE)	CLE	4	44	11.0	29	0
22t	Mattison (RB)	LV	4	43	10.8	31t	1
22t	Sutton	DEN	4	38	9.5	17	0
22t	Pittman	IND	4	31	7.8	13	0
22t	Freiermuth (TE)	PIT	4	27	6.8	10	0
22t	Spears (RB)	TEN	4	11	2.8	5	0
30t	Pierce	IND	3	125	41.7	60t	1
30t	Davis	JAX	3	62	20.7	22	0
30t	Meyers	LV	3	61	20.3	33	0
30t	Ridley	TEN	3	50	16.7	22	0
30t	Shakir	BUF	3	42	14.0	19	1
30t	Dell	HOU	3	40	13.3	23	0
30t	Johnston	LAC	3	38	12.7	16	0
30t	Gray (TE)	KC	3	37	12.3	13	0
30t	Kelce (TE)	KC	3	34	11.3	23	0
30t	Cook (RB)	BUF	3	32	10.7	25	0
30t	Akins (TE)	CLE	3	27	9.0	13	0
30t	Iosivas	CIN	3	26	8.7	13	0
30t	Jeudy	CLE	3	25	8.3	15	1
30t	Osborn	NE	3	21	7.0	9	0
30t	Mixon (RB)	HOU	3	19	6.3	11	0
30t	Boyd	TEN	3	18	6.0	11	0
30t	Gesicki (TE)	CIN	3	18	6.0	7	0
30t	Schultz (TE)	HOU	3	16	5.3	7	0
30t	C. Brown (RB)	CIN	3	12	4.0	5	0
30t	Pollard (RB)	TEN	3	12	4.0	8	0
30t	Moore	CLE	3	9	3.0	4	0
30t	Stevenson (RB)	NE	3	6	2.0	6	0
30t	Dobbins (RB)	LAC	3	4	1.3	3	0

2024 NATIONAL FOOTBALL LEAGUE

AFC RECEIVING YARDAGE LEADERS

RANK	PLAYER	TEAM	YDS	REC	AVG	LONG	TD
1	T. Hill	MIA	130	7	18.6	80t	1
2	Pierce	IND	125	3	41.7	60t	1
3	Collins	HOU	117	6	19.5	55	0
4	Likely (TE)	BAL	111	9	12.3	49t	1
5	Waddle	MIA	109	5	21.8	63	0
6	Rice	KC	103	7	14.7	33	0
7	Lazard	NYJ	89	6	14.8	36t	2
8	Pickens	PIT	85	6	14.2	40	0
9	Achane (RB)	MIA	76	7	10.9	39	0
10t	Chase	CIN	62	6	10.3	28	0
10t	Davis	JAX	62	3	20.7	22	0
12	Meyers	LV	61	3	20.3	33	0
13	Wilson	NYJ	60	6	10.0	16	0
14	Adams	LV	59	5	11.8	23	0
15	*Bowers (TE)	LV	58	6	9.7	26	0
16	Dulin	IND	54	1	54.0	54t	1
17	Bateman	BAL	53	2	26.5	38	0
18	Hill (RB)	BAL	52	6	8.7	18	0
19	*Coleman	BUF	51	4	12.8	28	0
20	Ridley	TEN	50	3	16.7	22	0
21t	*B. Thomas	JAX	47	4	11.8	18	1
21t	*Worthy	KC	47	2	23.5	35t	1
23	Reynolds	DEN	45	5	9.0	25	0
24	Njoku (TE)	CLE	44	4	11.0	29	0
25	Mattison (RB)	LV	43	4	10.8	31t	1
26	Shakir	BUF	42	3	14.0	19	1
27	Dell	HOU	40	3	13.3	23	0
28t	Hall (RB)	NYJ	39	5	7.8	13	0
28t	*McConkey	LAC	39	5	7.8	11	1
28t	*Vele	DEN	39	8	4.9	9	0
31t	Johnston	LAC	38	3	12.7	16	0
31t	Sutton	DEN	38	4	9.5	17	0
33t	Flowers	BAL	37	6	6.2	19	0
33t	Gray (TE)	KC	37	3	12.3	13	0
35	Kelce (TE)	KC	34	3	11.3	23	0
36t	Diggs	HOU	33	6	5.5	10	2
36t	Hurst (TE)	LAC	33	2	16.5	27	0
36t	Pacheco (RB)	KC	33	2	16.5	23	0
39	Cook (RB)	BUF	32	3	10.7	25	0
40t	Hooper (TE)	NE	31	2	15.5	16	0
40t	Pittman	IND	31	4	7.8	13	0
42	Kirk	JAX	30	1	30.0	30	0
43t	Akins (TE)	CLE	27	3	9.0	13	0
43t	Freiermuth (TE)	PIT	27	4	6.8	10	0
43t	Thornton	NE	27	2	13.5	17	0
46	Iosivas	CIN	26	3	8.7	13	0
47t	J. Ford (RB)	CLE	25	6	4.2	8	0
47t	Hollins	BUF	25	2	12.5	14	1
47t	Jeudy	CLE	25	3	8.3	15	1
47t	Ju. Watson	KC	25	1	25.0	25	0

2024 NATIONAL FOOTBALL LEAGUE

AFC THIRD-DOWN RECEIVING LEADERS

RANK	PLAYER	TEAM	REC	YDS	AVG	LONG	TD
1t	Collins	HOU	3	47	15.7	19	0
1t	Wilson	NYJ	3	38	12.7	16	0
1t	Hill (RB)	BAL	3	36	12.0	18	0
1t	T. Hill	MIA	3	30	10.0	10	0
5t	Lazard	NYJ	2	40	20.0	36t	1
5t	Kelce (TE)	KC	2	33	16.5	23	0
5t	Shakir	BUF	2	31	15.5	19	0
5t	Reynolds	DEN	2	30	15.0	25	0
5t	Adams	LV	2	29	14.5	18	0
5t	Tucker	LV	2	22	11.0	14	0
5t	Diggs	HOU	2	19	9.5	10	1
5t	Hudson (TE)	CIN	2	18	9.0	13	0
5t	Palmer	LAC	2	15	7.5	11	0
5t	Pickens	PIT	2	15	7.5	12	0
5t	*McConkey	LAC	2	14	7.0	10t	1
5t	Osborn	NE	2	14	7.0	9	0
5t	Douglas	NE	2	12	6.0	9	0
5t	Dulcich (TE)	DEN	2	12	6.0	7	0
5t	Mattison (RB)	LV	2	9	4.5	6	0
5t	Spears (RB)	TEN	2	4	2.0	2	0
5t	McLaughlin (RB)	DEN	2	2	1.0	1	0
22t	Pierce	IND	1	57	57.0	57	0
22t	Achane (RB)	MIA	1	39	39.0	39	0
22t	Kirk	JAX	1	30	30.0	30	0
22t	Cook (RB)	BUF	1	25	25.0	25	0
22t	Ridley	TEN	1	22	22.0	22	0
22t	Waddle	MIA	1	20	20.0	20	0
22t	Flowers	BAL	1	19	19.0	19	0
22t	Sutton	DEN	1	17	17.0	17	0
22t	Rice	KC	1	16	16.0	16	0
22t	Jeudy	CLE	1	15	15.0	15	0
22t	*B. Thomas	JAX	1	14	14.0	14t	1
22t	Johnston	LAC	1	13	13.0	13	0
22t	Iosivas	CIN	1	12	12.0	12	0
22t	Dell	HOU	1	11	11.0	11	0
22t	Hollins	BUF	1	11	11.0	11t	1
22t	Cooper	CLE	1	10	10.0	10	0
22t	Henry (TE)	NE	1	9	9.0	9	0
22t	Turner	LV	1	9	9.0	9	0
22t	Warren (RB)	PIT	1	9	9.0	9	0
22t	J. Ford (RB)	CLE	1	8	8.0	8	0
22t	Freiermuth (TE)	PIT	1	8	8.0	8	0
22t	Akins (TE)	CLE	1	7	7.0	7	0
22t	Chase	CIN	1	7	7.0	7	0
22t	Gesicki (TE)	CIN	1	7	7.0	7	0
22t	Njoku (TE)	CLE	1	7	7.0	7	0
22t	Moss (RB)	CIN	1	5	5.0	5	0
22t	*Vele	DEN	1	4	4.0	4	0
22t	Andrews (TE)	BAL	1	3	3.0	3	0
22t	Burton (FB)	DEN	1	3	3.0	3	0
22t	Mayer (TE)	LV	1	3	3.0	3	0
22t	Moore	CLE	1	3	3.0	3	0
22t	Mostert (RB)	MIA	1	3	3.0	3	0
22t	Ogunbowale (RB)	HOU	1	3	3.0	3	0
22t	Stevenson (RB)	NE	1	3	3.0	3	0

2024 NATIONAL FOOTBALL LEAGUE

AFC THIRD-DOWN RECEIVING LEADERS

RANK	PLAYER	TEAM	REC	YDS	AVG	LONG	TD
22t	Mahomes (QB)	KC	1	2	2.0	2	0
22t	Jefferson	PIT	1	1	1.0	1	0
22t	Dobbins (RB)	LAC	1	0	0.0	0	0
22t	Okonkwo (TE)	TEN	1	-2	(2.0)	-2	0

2024 NATIONAL FOOTBALL LEAGUE

AFC LEADING SCORERS (NON-KICKING)

RANK	PLAYER	TEAM	POS	TOUCHDOWNS				X2	PTS
				TOTAL	RUSH	REC	RET		
1t	Allen	BUF	QB	2	2	0	0	0	12
1t	Diggs	HOU	WR	2	0	2	0	0	12
1t	Lazard	NYJ	WR	2	0	2	0	0	12
1t	*Worthy	KC	WR	2	1	1	0	0	12
5t	Achane	MIA	RB	1	1	0	0	0	6
5t	Dobbins	LAC	RB	1	1	0	0	0	6
5t	Dulin	IND	WR	1	0	1	0	0	6
5t	Etienne	JAX	RB	1	1	0	0	0	6
5t	J. Ford	CLE	RB	1	1	0	0	0	6
5t	Hall	NYJ	RB	1	1	0	0	0	6
5t	Henry	BAL	RB	1	1	0	0	0	6
5t	T. Hill	MIA	WR	1	0	1	0	0	6
5t	Hollins	BUF	WR	1	0	1	0	0	6
5t	Jeady	CLE	WR	1	0	1	0	0	6
5t	Likely	BAL	TE	1	0	1	0	0	6
5t	Mattison	LV	RB	1	0	1	0	0	6
5t	*McConkey	LAC	WR	1	0	1	0	0	6
5t	Mixon	HOU	RB	1	1	0	0	0	6
5t	Moss	CIN	RB	1	1	0	0	0	6
5t	*Nix	DEN	QB	1	1	0	0	0	6
5t	Okonkwo	TEN	TE	1	0	1	0	0	6
5t	Pacheco	KC	RB	1	1	0	0	0	6
5t	Pierce	IND	WR	1	0	1	0	0	6
5t	Pollard	TEN	RB	1	1	0	0	0	6
5t	Richardson	IND	QB	1	1	0	0	0	6
5t	Shakir	BUF	WR	1	0	1	0	0	6
5t	Stevenson	NE	RB	1	1	0	0	0	6
5t	Taylor	IND	RB	1	1	0	0	0	6
5t	*B. Thomas	JAX	WR	1	0	1	0	0	6
30t	Allen	DEN	DE	0	0	0	0	0	2
30t	Cooper	DEN	LB	0	0	0	0	0	2

2024 NATIONAL FOOTBALL LEAGUE

AFC LEADING SCORERS (KICKING)

RANK	PLAYER	TEAM	PAT	FG	FG%	LONG	PTS
1	Boswell	PIT	0/0	6/6	100.0%	57	18
2	Fairbairn	HOU	2/2	3/3	100.0%	51	11
3t	Bass	BUF	4/4	2/2	100.0%	39	10
3t	Dicker	LAC	1/1	3/3	100.0%	53	10
3t	Lutz	DEN	1/1	3/3	100.0%	45	10
3t	Slye	NE	1/1	3/3	100.0%	37	10
7	Butker	KC	3/3	2/2	100.0%	32	9
8t	Sanders	MIA	2/2	2/3	66.7%	52	8
8t	Tucker	BAL	2/2	2/3	66.7%	32	8
10t	Folk	TEN	2/2	1/1	100.0%	40	5
10t	Hopkins	CLE	2/2	1/1	100.0%	51	5
10t	*C. Little	JAX	2/2	1/1	100.0%	53	5
13t	Carlson	LV	1/1	1/2	50.0%	32	4
13t	McPherson	CIN	1/1	1/1	100.0%	51	4
15	*Shrader	IND	3/3	0/0	---	---	3
16	Zuerlein	NYJ	1/1	0/0	---	---	1

2024 NATIONAL FOOTBALL LEAGUE

2024 NATIONAL FOOTBALL LEAGUE

AFC TOUCHBACKS ON KICKOFFS

RANK	PLAYER	TEAM	TB
1	Butker	KC	6
2t	Dicker	LAC	5
2t	Shrader	IND	5
4t	Boswell	PIT	4
4t	Slye	NE	4
4t	Zuerlein	NYJ	4
7t	Bass	BUF	3
7t	Fairbairn	HOU	3
7t	Hopkins	CLE	3
7t	C. Little	JAX	3
7t	Tucker	BAL	3
12t	Carlson	LV	2
12t	Folk	TEN	2
12t	Lutz	DEN	2
12t	McPherson	CIN	2
12t	Sanders	MIA	2

2024 NATIONAL FOOTBALL LEAGUE

AFC MOST YARDS FROM SCRIMMAGE

RANK	PLAYER	TEAM	POS	TOTAL			RUSHING			RECEIVING		
				YDS	PLAYS	AVG	YDS	ATT	AVG	YDS	ATT	AVG
1	Mixon	HOU	RB	178	33	5.4	159	30	5.3	19	3	6.3
2	Dobbins	LAC	RB	139	13	10.7	135	10	13.5	4	3	1.3
3	T. Hill	MIA	WR	130	7	18.6	0	0	---	130	7	18.6
4	Stevenson	NE	RB	126	28	4.5	120	25	4.8	6	3	2.0
5	Pierce	IND	WR	125	3	41.7	0	0	---	125	3	41.7
6	L. Jackson	BAL	QB	122	16	7.6	122	16	7.6	0	0	---
7	Collins	HOU	WR	117	6	19.5	0	0	---	117	6	19.5
8	Waddle	MIA	WR	112	6	18.7	3	1	3.0	109	5	21.8
9	Likely	BAL	TE	111	9	12.3	0	0	---	111	9	12.3
10t	Cook	BUF	RB	103	22	4.7	71	19	3.7	32	3	10.7
10t	Rice	KC	WR	103	7	14.7	0	0	---	103	7	14.7
12	Achane	MIA	RB	100	17	5.9	24	10	2.4	76	7	10.9
13	Pollard	TEN	RB	94	19	4.9	82	16	5.1	12	3	4.0
14	Hall	NYJ	RB	93	21	4.4	54	16	3.4	39	5	7.8
15	Lazard	NYJ	WR	89	6	14.8	0	0	---	89	6	14.8
16	Harris	PIT	RB	79	21	3.8	70	20	3.5	9	1	9.0
17	Pacheco	KC	RB	78	17	4.6	45	15	3.0	33	2	16.5
18	Pickens	PIT	WR	75	7	10.7	-10	1	-10.0	85	6	14.2
19	Bigsby	JAX	RB	73	12	6.1	73	12	6.1	0	0	---
20	J. Ford	CLE	RB	69	18	3.8	44	12	3.7	25	6	4.2
21	*Worthy	KC	WR	68	3	22.7	21	1	21.0	47	2	23.5
22	Meyers	LV	WR	64	4	16.0	3	1	3.0	61	3	20.3
23t	Chase	CIN	WR	62	6	10.3	0	0	---	62	6	10.3
23t	Davis	JAX	WR	62	3	20.7	0	0	---	62	3	20.7
23t	Mattison	LV	RB	62	9	6.9	19	5	3.8	43	4	10.8
26	Moss	CIN	RB	61	11	5.5	44	9	4.9	17	2	8.5
27	Wilson	NYJ	WR	60	6	10.0	0	0	---	60	6	10.0
28t	Adams	LV	WR	59	5	11.8	0	0	---	59	5	11.8
28t	Dell	HOU	WR	59	5	11.8	19	2	9.5	40	3	13.3
28t	Etienne	JAX	RB	59	14	4.2	44	12	3.7	15	2	7.5
31	*Bowers	LV	TE	58	6	9.7	0	0	---	58	6	9.7
32	Fields	PIT	QB	57	14	4.1	57	14	4.1	0	0	---
33	Richardson	IND	QB	56	6	9.3	56	6	9.3	0	0	---
34	Hill	BAL	RB	55	7	7.9	3	1	3.0	52	6	8.7
35	Dulin	IND	WR	54	1	54.0	0	0	---	54	1	54.0
36	Bateman	BAL	WR	53	2	26.5	0	0	---	53	2	26.5
37t	*Coleman	BUF	WR	51	4	12.8	0	0	---	51	4	12.8
37t	Flowers	BAL	WR	51	8	6.4	14	2	7.0	37	6	6.2
39	Ridley	TEN	WR	50	3	16.7	0	0	---	50	3	16.7
40	Taylor	IND	RB	48	16	3.0	48	16	3.0	0	0	---
41	*B. Thomas	JAX	WR	47	4	11.8	0	0	---	47	4	11.8
42t	Henry	BAL	RB	46	13	3.5	46	13	3.5	0	0	---
42t	White	LV	RB	46	15	3.1	44	13	3.4	2	2	1.0
44	Reynolds	DEN	WR	45	5	9.0	0	0	---	45	5	9.0
45	Njoku	CLE	TE	44	4	11.0	0	0	---	44	4	11.0
46	Shakir	BUF	WR	42	3	14.0	0	0	---	42	3	14.0
47t	Allen	BUF	QB	39	9	4.3	39	9	4.3	0	0	---
47t	Diggs	HOU	WR	39	7	5.6	6	1	6.0	33	6	5.5
47t	*McConkey	LAC	WR	39	5	7.8	0	0	---	39	5	7.8
47t	*Vele	DEN	WR	39	8	4.9	0	0	---	39	8	4.9
47t	D. Watson	CLE	QB	39	5	7.8	39	5	7.8	0	0	---

2024 NATIONAL FOOTBALL LEAGUE

AFC LEADERS IN FIRST DOWNS

RANK	PLAYER	TEAM	POS	TOTAL	RUSH	REC
1	Mixon	HOU	RB	10	9	1
2	Stevenson	NE	RB	8	8	0
3	L. Jackson	BAL	QB	7	7	0
4t	Collins	HOU	WR	6	0	6
4t	Lazard	NYJ	WR	6	0	6
6t	Fields	PIT	QB	5	5	0
6t	Henry	BAL	RB	5	5	0
6t	Likely	BAL	TE	5	0	5
6t	Moss	CIN	RB	5	4	1
6t	Pollard	TEN	RB	5	5	0
6t	Rice	KC	WR	5	0	5
6t	Richardson	IND	QB	5	5	0
13t	Allen	BUF	QB	4	4	0
13t	Cook	BUF	RB	4	3	1
13t	Dobbins	LAC	RB	4	4	0
13t	Etienne	JAX	RB	4	3	1
13t	Hall	NYJ	RB	4	2	2
13t	T. Hill	MIA	WR	4	0	4
13t	Pacheco	KC	RB	4	2	2
13t	Pickens	PIT	WR	4	0	4
13t	Taylor	IND	RB	4	4	0
13t	Waddle	MIA	WR	4	0	4
23t	Achane	MIA	RB	3	1	2
23t	Adams	LV	WR	3	0	3
23t	*Bowers	LV	TE	3	0	3
23t	Brissett	NE	QB	3	3	0
23t	Chase	CIN	WR	3	0	3
23t	Davis	JAX	WR	3	0	3
23t	Dell	HOU	WR	3	1	2
23t	Diggs	HOU	WR	3	0	3
23t	Harris	PIT	RB	3	3	0
23t	Hill	BAL	RB	3	1	2
23t	*Nix	DEN	QB	3	3	0
23t	Reynolds	DEN	WR	3	0	3
23t	Spears	TEN	RB	3	2	1
23t	*B. Thomas	JAX	WR	3	0	3
23t	Wilson	NYJ	WR	3	0	3
23t	*Worthy	KC	WR	3	1	2
39t	Bateman	BAL	WR	2	0	2
39t	Bigsby	JAX	RB	2	2	0
39t	Boyd	TEN	WR	2	0	2
39t	*Coleman	BUF	WR	2	0	2
39t	Cooper	CLE	WR	2	0	2
39t	*Davis	BUF	RB	2	1	1
39t	J. Ford	CLE	RB	2	2	0
39t	Freiermuth	PIT	TE	2	0	2
39t	Gray	KC	TE	2	0	2
39t	Hollins	BUF	WR	2	0	2
39t	Hooper	NE	TE	2	0	2
39t	Ingold	MIA	FB	2	2	0
39t	Iosivas	CIN	WR	2	0	2
39t	Jeudy	CLE	WR	2	0	2
39t	Kelce	KC	TE	2	0	2
39t	Levis	TEN	QB	2	2	0
39t	Mattison	LV	RB	2	0	2

2024 NATIONAL FOOTBALL LEAGUE

AFC LEADERS IN FIRST DOWNS

RANK	PLAYER	TEAM	POS	TOTAL	RUSH	REC
39t	*McConkey	LAC	WR	2	0	2
39t	McLaughlin	DEN	RB	2	2	0
39t	Meyers	LV	WR	2	0	2
39t	Pierce	IND	WR	2	0	2
39t	Ridley	TEN	WR	2	0	2
39t	Shakir	BUF	WR	2	0	2
39t	Strong	CLE	RB	2	1	1
39t	Sutton	DEN	WR	2	0	2
39t	D. Watson	CLE	QB	2	2	0

2024 NATIONAL FOOTBALL LEAGUE

AFC PUNTING YARDS LEADERS

RANK	PLAYER	TEAM	POS	PUNTS	YARDS	LONG	AVG	TB	BLK	DWN	OB	RETURNS		IN20	NET AVG
												TOT	YDS		
1	*Rehkw	CIN	P	4	258	80	64.5	2	0	0	0	1	10	1	52.0
2	Stonehouse	TEN	P	5	268	59	53.6	0	1	0	0	5	64	1	34.0
3	Morstead	NYJ	P	3	160	60	53.3	0	0	0	0	2	15	2	48.3
4	Cole	LV	P	5	265	62	53.0	1	0	0	0	1	9	3	47.2
5	Cooke	JAX	P	6	311	67	51.8	0	0	0	1	3	13	3	49.7
6	Johnston	PIT	P	2	103	58	51.5	0	0	0	0	1	28	1	37.5
7	Bojorquez	CLE	P	7	357	62	51.0	0	0	1	1	5	96	1	37.3
8	Sanchez	IND	P	3	152	58	50.7	0	0	1	0	0	0	3	50.7
9	Baringer	NE	P	5	250	56	50.0	0	0	0	0	4	22	3	45.6
10	Bailey	MIA	P	4	198	57	49.5	0	0	0	2	1	3	3	48.8
11	Dixon	DEN	P	8	389	65	48.6	1	0	2	1	1	0	4	46.1
12	Araiza	KC	P	3	144	56	48.0	2	0	0	0	1	3	1	33.7
13	Scott	LAC	P	7	332	56	47.4	2	0	0	1	2	28	1	37.7
14	Martin	BUF	P	2	85	51	42.5	0	0	1	0	1	6	1	39.5
15	Stout	BAL	P	2	75	40	37.5	0	0	0	0	0	0	2	37.5

2024 NATIONAL FOOTBALL LEAGUE

AFC NET PUNTING YARDS LEADERS

RANK	PLAYER	TEAM	POS	PUNTS	YARDS	LONG	AVG	TB	BLK	DWN	OB	RETURNS		IN20	NET AVG
												TOT	YDS		
1	*Rehkw	CIN	P	4	258	80	64.5	2	0	0	0	1	10	1	52.0
2	Sanchez	IND	P	3	152	58	50.7	0	0	1	0	0	0	3	50.7
3	Cooke	JAX	P	6	311	67	51.8	0	0	0	1	3	13	3	49.7
4	Bailey	MIA	P	4	198	57	49.5	0	0	0	2	1	3	3	48.8
5	Morstead	NYJ	P	3	160	60	53.3	0	0	0	0	2	15	2	48.3
6	Cole	LV	P	5	265	62	53.0	1	0	0	0	1	9	3	47.2
7	Dixon	DEN	P	8	389	65	48.6	1	0	2	1	1	0	4	46.1
8	Baringer	NE	P	5	250	56	50.0	0	0	0	0	4	22	3	45.6
9	Martin	BUF	P	2	85	51	42.5	0	0	1	0	1	6	1	39.5
10	Scott	LAC	P	7	332	56	47.4	2	0	0	1	2	28	1	37.7
11t	Johnston	PIT	P	2	103	58	51.5	0	0	0	0	1	28	1	37.5
11t	Stout	BAL	P	2	75	40	37.5	0	0	0	0	0	0	2	37.5
13	Bojorquez	CLE	P	7	357	62	51.0	0	0	1	1	5	96	1	37.3
14	Stonehouse	TEN	P	5	268	59	53.6	0	1	0	0	5	64	1	34.0
15	Araiza	KC	P	3	144	56	48.0	2	0	0	0	1	3	1	33.7
16	Townsend	HOU	P	1	56	56	56.0	0	1	0	0	0	0	0	28.0

2024 NATIONAL FOOTBALL LEAGUE

2024 NATIONAL FOOTBALL LEAGUE

AFC PUNT RETURN LEADERS

RANK	PLAYER	TEAM	POS	RET	FC	YDS	AVG	LONG	TD
1	Darden	CLE	WR	5	0	72	14.4	28	0
2	Tucker	LV	WR	2	2	28	14.0	21	0
3	Austin	PIT	WR	4	0	47	11.8	16	0
4	Mims	DEN	WR	5	0	47	9.4	18	0
5	*Jackson	TEN	WR	4	1	30	7.5	12	0
6	Jones	CIN	WR	4	1	22	5.5	10	0
7	Berrios	MIA	WR	2	2	2	1.0	7	0

2024 NATIONAL FOOTBALL LEAGUE

AFC KICKOFF RETURN LEADERS

RANK	PLAYER	TEAM	POS	RET	YDS	AVG	LONG	TD
1	*Gould	IND	WR	4	109	27.3	32	0
2	Gipson	NYJ	WR	3	77	25.7	28	0
3	*Jackson	TEN	WR	5	127	25.4	30	0
4	Darden	CLE	WR	4	97	24.3	28	0
5	Mims	DEN	WR	3	69	23.0	26	0
6	Washington	JAX	WR	2	44	22.0	24	0

2024 NATIONAL FOOTBALL LEAGUE

2024 NATIONAL FOOTBALL LEAGUE

AFC INTERCEPTION LEADERS

RANK	PLAYER	TEAM	POS	INT	YARDS	AVG	LONG	TD
1t	*Bullock	HOU	SAF	1	0	0.0	0	0
1t	D. Elliott	PIT	DB	1	0	0.0	0	0
1t	Ford	LAC	DT	1	3	3.0	3	0
1t	Jackson	PIT	CB	1	49	49.0	49	0
1t	Singleton	DEN	LB	1	21	21.0	21	0
1t	Smith	BAL	ILB	1	0	0.0	0	0

2024 NATIONAL FOOTBALL LEAGUE

AFC SACK LEADERS

RANK	PLAYER	TEAM	POS	SACKS
1	Rousseau	BUF	DE	3.0
2	White	NE	DE	2.5
3t	Cooper	DEN	LB	2.0
3t	Walker	JAX	DE	2.0
5t	Buckner	IND	DT	1.5
5t	Mack	LAC	OLB	1.5
7t	Adams	PIT	DT	1.0
7t	Adams	NYJ	DB	1.0
7t	Armstead	JAX	DE	1.0
7t	Bosa	LAC	LB	1.0
7t	C. Campbell	MIA	DE	1.0
7t	Clemons	NYJ	DE	1.0
7t	Crosby	LV	DE	1.0
7t	Edwards	HOU	DE	1.0
7t	Fatukasi	HOU	DT	1.0
7t	Gardner	NYJ	CB	1.0
7t	Garrett	CLE	DE	1.0
7t	D. Hill	CIN	DB	1.0
7t	Ch. Jones	KC	DE	1.0
7t	Joseph-Day	TEN	DT	1.0
7t	Landry	TEN	LB	1.0
7t	Lewis	IND	DE	1.0
7t	Miller	BUF	OLB	1.0
7t	Ogbah	MIA	LB	1.0
7t	Ojabo	BAL	LB	1.0
7t	Paye	IND	DE	1.0
7t	Phillips	MIA	LB	1.0
7t	Smith	CLE	DE	1.0
7t	Tomlinson	CLE	DE	1.0
7t	Watt	PIT	OLB	1.0
31t	Bentley	NE	LB	0.5
31t	Fox	LAC	DE	0.5
31t	Madubuike	BAL	DT	0.5
31t	Odeyingbo	IND	DE	0.5
31t	Simpson	BAL	LB	0.5

2024 NATIONAL FOOTBALL LEAGUE

AFC LEADERS IN FUMBLE RECOVERIES

RANK	PLAYER	TEAM	POS	TOTAL	OWN TEAM	OPP TEAM
1t	Anudike-Uzomah	KC	DE	1	0	1
1t	Bitonio	CLE	OG	1	1	0
1t	Burrow	CIN	QB	1	1	0
1t	Chestnut	TEN	RB	1	0	1
1t	Fields	PIT	QB	1	1	0
1t	Hawkins	NE	SAF	1	0	1
1t	M. Jones	NE	CB	1	0	1
1t	Kohou	MIA	CB	1	0	1
1t	Mack	LAC	OLB	1	0	1
1t	Skinner	DEN	SAF	1	0	1
1t	Stevenson	NE	RB	1	1	0
1t	Taylor	LAC	CB	1	0	1
1t	Trautman	DEN	TE	1	1	0
1t	Washington	JAX	WR	1	1	0
1t	Watt	PIT	OLB	1	0	1
1t	Williams	BUF	LB	1	0	1
17t	Allen	BUF	QB	0	0	0
17t	*Estime	DEN	RB	0	0	0
17t	Etienne	JAX	RB	0	0	0
17t	Hall	NYJ	RB	0	0	0
17t	Hudson	CIN	TE	0	0	0
17t	L. Jackson	BAL	QB	0	0	0
17t	Jones	CIN	WR	0	0	0
17t	Levis	TEN	QB	0	0	0
17t	McLaughlin	DEN	RB	0	0	0
17t	Minshe	LV	QB	0	0	0
17t	D. Watson	CLE	QB	0	0	0
17t	White	LV	RB	0	0	0

2024 NATIONAL FOOTBALL LEAGUE

AFC LEADERS IN RECOVERIES OF FUMBLES BY OWN TEAM

RANK	PLAYER	TEAM	POS	REC	YARDS	AVG	LONG	TD
1t	Bitonio	CLE	OG	1	0	0.0	0t	0
1t	Burrow	CIN	QB	1	0	0.0	0t	0
1t	Fields	PIT	QB	1	0	0.0	0t	0
1t	Stevenson	NE	RB	1	0	0.0	0t	0
1t	Trautman	DEN	TE	1	2	2.0	2	0
1t	Washington	JAX	WR	1	0	0.0	0t	0
7t	Allen	BUF	QB	0	0	---	0t	0
7t	Anudike-Uzomah	KC	DE	0	0	---	0t	0
7t	Chestnut	TEN	RB	0	0	---	0t	0
7t	*Estime	DEN	RB	0	0	---	0t	0
7t	Etienne	JAX	RB	0	0	---	0t	0
7t	Hall	NYJ	RB	0	0	---	0t	0
7t	Hawkins	NE	SAF	0	0	---	0t	0
7t	Hudson	CIN	TE	0	0	---	0t	0
7t	L. Jackson	BAL	QB	0	0	---	0t	0
7t	Jones	CIN	WR	0	0	---	0t	0
7t	M. Jones	NE	CB	0	0	---	0t	0
7t	Kohou	MIA	CB	0	0	---	0	0
7t	Levis	TEN	QB	0	0	---	0t	0
7t	Mack	LAC	OLB	0	0	---	0	0
7t	McLaughlin	DEN	RB	0	0	---	0t	0
7t	Minshew	LV	QB	0	0	---	0t	0
7t	Skinner	DEN	SAF	0	0	---	0t	0
7t	Taylor	LAC	CB	0	0	---	0t	0
7t	D. Watson	CLE	QB	0	0	---	0t	0
7t	Watt	PIT	OLB	0	0	---	0t	0
7t	White	LV	RB	0	0	---	0t	0
7t	Williams	BUF	LB	0	0	---	0t	0

2024 NATIONAL FOOTBALL LEAGUE

AFC LEADERS IN RECOVERIES OF FUMBLES BY OPPOSING TEAM

RANK	PLAYER	TEAM	POS	REC	YARDS	AVG	LONG	TD
1t	Anudike-Uzomah	KC	DE	1	0	0.0	0t	0
1t	Chestnut	TEN	RB	1	0	0.0	0t	0
1t	Hawkins	NE	SAF	1	0	0.0	0t	0
1t	M. Jones	NE	CB	1	17	17.0	17	0
1t	Kohou	MIA	CB	1	0	0.0	0t	0
1t	Mack	LAC	OLB	1	22	22.0	22	0
1t	Skinner	DEN	SAF	1	0	0.0	0t	0
1t	Taylor	LAC	CB	1	0	0.0	0t	0
1t	Watt	PIT	OLB	1	0	0.0	0t	0
1t	Williams	BUF	LB	1	0	0.0	0t	0
11t	Allen	BUF	QB	0	0	---	0t	0
11t	Bitonio	CLE	OG	0	0	---	0t	0
11t	Burrow	CIN	QB	0	0	---	0t	0
11t	*Estime	DEN	RB	0	0	---	0t	0
11t	Etienne	JAX	RB	0	0	---	0t	0
11t	Fields	PIT	QB	0	0	---	0t	0
11t	Hall	NYJ	RB	0	0	---	0t	0
11t	Hudson	CIN	TE	0	0	---	0t	0
11t	L. Jackson	BAL	QB	0	0	---	0t	0
11t	Jones	CIN	WR	0	0	---	0t	0
11t	Levis	TEN	QB	0	0	---	0t	0
11t	McLaughlin	DEN	RB	0	0	---	0t	0
11t	Minshew	LV	QB	0	0	---	0t	0
11t	Stevenson	NE	RB	0	0	---	0t	0
11t	Trautman	DEN	TE	0	0	---	0t	0
11t	Washington	JAX	WR	0	0	---	0t	0
11t	D. Watson	CLE	QB	0	0	---	0t	0
11t	White	LV	RB	0	0	---	0t	0

2024 NATIONAL FOOTBALL LEAGUE

NFC LEADING PASSERS

RANK	PLAYER	TEAM	ATT	COMP	COMP%	YDS	YPA	TD	TD%	LONG	INT	INT%	RATING
1	Mayfield	TB	30	24	80.0%	289	9.63	4	13.3%	32t	0	0.0%	146.4
2	Carr	NO	23	19	82.6%	200	8.70	3	13.0%	59t	0	0.0%	142.5
3	Darnold	MIN	24	19	79.2%	208	8.67	2	8.3%	44	1	4.2%	113.2
4	*Daniels	WAS	24	17	70.8%	184	7.67	0	0.0%	32	0	0.0%	93.1
5	K. Murray	ARI	31	21	67.7%	162	5.23	1	3.2%	24	0	0.0%	91.1
6	Purdy	SF	29	19	65.5%	231	7.97	0	0.0%	34	0	0.0%	89.9
7	G. Smith	SEA	25	18	72.0%	171	6.84	1	4.0%	30t	1	4.0%	87.3
8	Prescott	DAL	32	19	59.4%	179	5.59	1	3.1%	34	0	0.0%	85.3
9	Stafford	LAR	49	34	69.4%	317	6.47	1	2.0%	63	1	2.0%	85.2
10	Goff	DET	28	18	64.3%	217	7.75	1	3.6%	52t	1	3.6%	85.0
11	Love	GB	34	17	50.0%	260	7.65	2	5.9%	70t	1	2.9%	83.0
12	Hurts	PHI	34	20	58.8%	278	8.18	2	5.9%	67t	2	5.9%	80.3
13	Cousins	ATL	26	16	61.5%	155	5.96	1	3.8%	20	2	7.7%	59.0
14	*Ca. Williams	CHI	29	14	48.3%	93	3.21	0	0.0%	13	0	0.0%	55.7
15	Jones	NYG	42	22	52.4%	186	4.43	0	0.0%	25	2	4.8%	44.3
16	Young	CAR	30	13	43.3%	161	5.37	0	0.0%	35	2	6.7%	32.8

2024 NATIONAL FOOTBALL LEAGUE

NFC LEADING PASSERS, RANKS

PLAYER	TEAM	ATT	COMP	COMP%	YDS	YPA	TD	TD%	INT	INT%	RATING
Mayfield	TB	7t	2	2	2	1	1	1	1t	1t	1
Carr	NO	16	6t	1	8	2	2	2	1t	1t	2
Darnold	MIN	14t	6t	3	7	3	3t	3	8t	12	3
*Daniels	WAS	14t	12t	5	10	7	12t	12t	1t	1t	4
K. Murray	ARI	6	4	7	13	14	6t	9	1t	1t	5
Purdy	SF	9t	6t	8	5	5	12t	12t	1t	1t	6
G. Smith	SEA	13	10t	4	12	9	6t	6	8t	11	7
Prescott	DAL	5	6t	11	11	12	6t	10	1t	1t	8
Stafford	LAR	1	1	6	1	10	6t	11	8t	8	9
Goff	DET	11	10t	9	6	6	6t	8	8t	10	10
Love	GB	3t	12t	14	4	8	3t	4t	8t	9	11
Hurts	PHI	3t	5	12	3	4	3t	4t	13t	14	12
Cousins	ATL	12	14	10	15	11	6t	7	13t	16	13
*Ca. Williams	CHI	9t	15	15	16	16	12t	12t	1t	1t	14
Jones	NYG	2	3	13	9	15	12t	12t	13t	13	15
Young	CAR	7t	16	16	14	13	12t	12t	13t	15	16

2024 NATIONAL FOOTBALL LEAGUE

NFC FOURTH-QUARTER PASSING LEADERS

RANK	PLAYER	TEAM	ATT	COMP	COMP%	YDS	YPA	TD	TD%	INT	INT%	RATING
1	Mayfield	TB	4	4	100.0%	65	16.25	2	50.0%	0	0.0%	158.3
2	G. Smith	SEA	6	5	83.3%	53	8.83	1	16.7%	0	0.0%	143.1
3	Purdy	SF	4	4	100.0%	49	12.25	0	0.0%	0	0.0%	117.7
4	*Daniels	WAS	7	7	100.0%	78	11.14	0	0.0%	0	0.0%	113.1
5	Stafford	LAR	15	11	73.3%	89	5.93	1	6.7%	0	0.0%	110.1
6	Love	GB	6	4	66.7%	67	11.17	0	0.0%	0	0.0%	104.2
7	Darnold	MIN	3	2	66.7%	13	4.33	0	0.0%	0	0.0%	75.7
8	Prescott	DAL	5	3	60.0%	18	3.60	0	0.0%	0	0.0%	67.1
9	*Ca. Williams	CHI	5	3	60.0%	13	2.60	0	0.0%	0	0.0%	64.6
10	Young	CAR	11	4	36.4%	55	5.00	0	0.0%	0	0.0%	53.2
11	K. Murray	ARI	10	4	40.0%	28	2.80	0	0.0%	0	0.0%	47.9
12	Goff	DET	12	6	50.0%	72	6.00	0	0.0%	1	8.3%	34.0
13	Hurts	PHI	8	4	50.0%	49	6.13	0	0.0%	1	12.5%	29.7
14	Jones	NYG	14	7	50.0%	49	3.50	0	0.0%	1	7.1%	28.6
15	Cousins	ATL	7	2	28.6%	15	2.14	0	0.0%	1	14.3%	0.0

2024 NATIONAL FOOTBALL LEAGUE

NFC THIRD-DOWN PASSING LEADERS

RANK	PLAYER	TEAM	ATT	COMP	COMP%	YDS	YPA	TD	TD%	INT	INT%	RATING
1	Mayfield	TB	10	8	80.0%	120	12.00	2	20.0%	0	0.0%	156.3
2	K. Murray	ARI	6	6	100.0%	65	10.83	1	16.7%	0	0.0%	151.4
3	Love	GB	9	4	44.4%	124	13.78	1	11.1%	0	0.0%	128.2
4	Goff	DET	7	2	28.6%	56	8.00	1	14.3%	0	0.0%	100.0
5	Prescott	DAL	9	5	55.6%	30	3.33	1	11.1%	0	0.0%	99.3
6t	Cousins	ATL	7	5	71.4%	39	5.57	0	0.0%	0	0.0%	84.8
6t	Darnold	MIN	7	5	71.4%	39	5.57	0	0.0%	0	0.0%	84.8
8	Stafford	LAR	9	6	66.7%	51	5.67	0	0.0%	0	0.0%	81.3
9	*Daniels	WAS	5	3	60.0%	33	6.60	0	0.0%	0	0.0%	79.6
10	Purdy	SF	10	6	60.0%	61	6.10	0	0.0%	0	0.0%	77.5
11	Jones	NYG	13	7	53.8%	95	7.31	0	0.0%	0	0.0%	77.4
12	G. Smith	SEA	8	4	50.0%	33	4.13	0	0.0%	0	0.0%	60.9
13	*Ca. Williams	CHI	9	3	33.3%	10	1.11	0	0.0%	0	0.0%	42.4
14	Hurts	PHI	7	3	42.9%	49	7.00	0	0.0%	2	28.6%	27.4
15	Young	CAR	6	1	16.7%	14	2.33	0	0.0%	1	16.7%	0.0

2024 NATIONAL FOOTBALL LEAGUE

NFC LEADING RUSHERS

RANK	PLAYER	TEAM	ATT	YDS	AVG	LONG	TD
1	Mason	SF	28	147	5.3	24	1
2	Barkley	PHI	24	109	4.5	34	2
3	Walker	SEA	20	103	5.2	23t	1
4	A. Jones	MIN	14	94	6.7	19	1
5	Montgomery	DET	17	91	5.4	21	1
6	*Daniels (QB)	WAS	16	88	5.5	17	2
7	Jacobs	GB	16	84	5.3	32	0
8	Kamara	NO	15	83	5.5	17	1
9	Robinson	ATL	18	68	3.8	13	0
10	*Irving	TB	9	62	6.9	31	0
11	K. Murray (QB)	ARI	5	57	11.4	29	0
12t	Conner	ARI	16	50	3.1	20	1
12t	K. Williams	LAR	18	50	2.8	9	1
14	Em. Wilson	GB	4	46	11.5	18	0
15t	Elliott	DAL	10	40	4.0	9	1
15t	Gibbs	DET	11	40	3.6	8	1
15t	Robinson	WAS	12	40	3.3	7t	1
18	Williams	NO	11	38	3.5	14t	1
19	Singleton	NYG	10	37	3.7	7	0
20	Hill (QB)	NO	5	35	7.0	12	0
21t	Hurts (QB)	PHI	13	33	2.5	8	0
21t	Reed (WR)	GB	1	33	33.0	33t	1
23	White	TB	15	31	2.1	15	0
24t	G. Smith (QB)	SEA	4	30	7.5	34t	1
24t	Swift	CHI	10	30	3.0	20	0
26	Dowdle	DAL	8	26	3.3	10	0
27	Lamb (WR)	DAL	3	25	8.3	12	0
28	Samuel (WR)	SF	8	23	2.9	6	1
29	M. Sanders	CAR	5	22	4.4	8	0
30t	Allgeier	ATL	3	21	7.0	13	0
30t	Mayfield (QB)	TB	3	21	7.0	11	0
32	Chandler	MIN	8	17	2.1	6	0
33	Rivers	LAR	2	16	8.0	12	0
34t	Jones (QB)	NYG	6	15	2.5	7	0
34t	*Ca. Williams (QB)	CHI	5	15	3.0	11	0
36t	Hubbard	CAR	6	14	2.3	7	0
36t	D. Moore (WR)	CHI	1	14	14.0	14	0
36t	Robinson (WR)	NYG	1	14	14.0	14	0
39t	*Benson	ARI	3	13	4.3	6	0
39t	Carr (QB)	NO	2	13	6.5	8	0
39t	J. Williams (WR)	DET	1	13	13.0	13	0
42t	Charbonnet	SEA	8	12	1.5	6	0
42t	Raymond (WR)	DET	1	12	12.0	12	0
42t	Young (QB)	CAR	4	12	3.0	4	1
45t	V. Jones (WR)	CHI	2	11	5.5	6	0
45t	Mims	NO	4	11	2.8	5	0
45t	Purdy (QB)	SF	1	11	11.0	11	0
48t	Ekeler	WAS	2	10	5.0	6	0
48t	Homer	CHI	2	10	5.0	6	0
48t	Kupp (WR)	LAR	2	10	5.0	9	0

2024 NATIONAL FOOTBALL LEAGUE

NFC THIRD-AND-ONE RUSHING LEADERS

RANK	PLAYER	TEAM	ATT	FD	PCT
1t	Montgomery	DET	2	2	100.0%
1t	*Daniels (QB)	WAS	1	1	100.0%
1t	Darnold (QB)	MIN	1	1	100.0%
1t	Dowdle	DAL	1	1	100.0%
1t	Gibbs	DET	1	1	100.0%
1t	Hill (QB)	NO	1	1	100.0%
1t	A. Jones	MIN	1	1	100.0%
1t	Prescott (QB)	DAL	1	1	100.0%
1t	Walker	SEA	1	1	100.0%
1t	Williams	NO	1	1	100.0%
1t	K. Williams	LAR	1	1	100.0%
12	Hurts (QB)	PHI	3	1	33.3%

2024 NATIONAL FOOTBALL LEAGUE

NFC LEADERS IN RECEPTIONS

RANK	PLAYER	TEAM	REC	YDS	AVG	LONG	TD
1	Kupp	LAR	14	110	7.9	21	1
2	Godwin	TB	8	83	10.4	24	1
3	D. Smith	PHI	7	84	12.0	25	0
4t	Lockett	SEA	6	77	12.8	19	0
4t	White (RB)	TB	6	75	12.5	32	0
4t	Dortch	ARI	6	47	7.8	14	0
4t	Robinson	NYG	6	44	7.3	15	0
8t	J. Williams	DET	5	121	24.2	52t	1
8t	A. Brown	PHI	5	119	23.8	67t	1
8t	T. Johnson	LAR	5	79	15.8	63	0
8t	*Nabers	NYG	5	66	13.2	25	0
8t	Jennings	SF	5	64	12.8	22	0
8t	Evans	TB	5	61	12.2	24	2
8t	Lamb	DAL	5	61	12.2	34	0
8t	Samuel	SF	5	54	10.8	25	0
8t	Robinson (RB)	ATL	5	43	8.6	14	0
8t	D. Moore	CHI	5	36	7.2	13	0
8t	McBride (TE)	ARI	5	30	6.0	8	0
8t	Kamara (RB)	NO	5	27	5.4	18	0
20t	Reed	GB	4	138	34.5	70t	1
20t	Jefferson	MIN	4	59	14.8	44	1
20t	Ekeler (RB)	WAS	4	52	13.0	22	0
20t	McCloud	ATL	4	52	13.0	20	0
20t	Doubs	GB	4	50	12.5	19	0
20t	Parkinson (TE)	LAR	4	47	11.8	20	0
20t	LaPorta (TE)	DET	4	45	11.3	18	0
20t	Moreau (TE)	NO	4	43	10.8	22	1
20t	Robinson	LAR	4	42	10.5	14	0
20t	Cooks	DAL	4	40	10.0	21t	1
20t	Kittle (TE)	SF	4	40	10.0	26	0
20t	*Legette	CAR	4	35	8.8	18	0
20t	Nacua	LAR	4	35	8.8	16	0
20t	Gibbs (RB)	DET	4	34	8.5	14	0
20t	Goedert (TE)	PHI	4	31	7.8	21	0
20t	Allen	CHI	4	29	7.3	9	0
20t	Singleton (RB)	NYG	4	15	3.8	12	0
37t	Shaheed	NO	3	73	24.3	59t	1
37t	Robinson (RB)	WAS	3	49	16.3	32	0
37t	Thielen	CAR	3	49	16.3	32	0
37t	Addison	MIN	3	35	11.7	16	0
37t	Conner (RB)	ARI	3	33	11.0	22	0
37t	Metcalf	SEA	3	29	9.7	12	0
37t	Ertz (TE)	WAS	3	28	9.3	12	0
37t	Pitts (TE)	ATL	3	26	8.7	12t	1
37t	Slayton	NYG	3	26	8.7	11	0
37t	Chandler (RB)	MIN	3	25	8.3	10	0
37t	*McCaffrey	WAS	3	18	6.0	10	0
37t	Ferguson (TE)	DAL	3	15	5.0	7	0
37t	St. Brown	DET	3	13	4.3	5	0
37t	Watson	GB	3	13	4.3	6	1
37t	K. Williams (RB)	LAR	3	4	1.3	8	0

2024 NATIONAL FOOTBALL LEAGUE

NFC RECEIVING YARDAGE LEADERS

RANK	PLAYER	TEAM	YDS	REC	AVG	LONG	TD
1	Reed	GB	138	4	34.5	70t	1
2	J. Williams	DET	121	5	24.2	52t	1
3	A. Brown	PHI	119	5	23.8	67t	1
4	Kupp	LAR	110	14	7.9	21	1
5	D. Smith	PHI	84	7	12.0	25	0
6	Godwin	TB	83	8	10.4	24	1
7	T. Johnson	LAR	79	5	15.8	63	0
8	Lockett	SEA	77	6	12.8	19	0
9	White (RB)	TB	75	6	12.5	32	0
10	Shaheed	NO	73	3	24.3	59t	1
11	*Nabers	NYG	66	5	13.2	25	0
12	Jennings	SF	64	5	12.8	22	0
13t	Evans	TB	61	5	12.2	24	2
13t	Lamb	DAL	61	5	12.2	34	0
15	Jefferson	MIN	59	4	14.8	44	1
16	Samuel	SF	54	5	10.8	25	0
17t	Ekeler (RB)	WAS	52	4	13.0	22	0
17t	McCloud	ATL	52	4	13.0	20	0
19	Doubs	GB	50	4	12.5	19	0
20t	Robinson (RB)	WAS	49	3	16.3	32	0
20t	Thielen	CAR	49	3	16.3	32	0
22t	Dortch	ARI	47	6	7.8	14	0
22t	Parkinson (TE)	LAR	47	4	11.8	20	0
24	LaPorta (TE)	DET	45	4	11.3	18	0
25	Robinson	NYG	44	6	7.3	15	0
26t	Moreau (TE)	NO	43	4	10.8	22	1
26t	Robinson (RB)	ATL	43	5	8.6	14	0
28	Robinson	LAR	42	4	10.5	14	0
29t	Cooks	DAL	40	4	10.0	21t	1
29t	Juszczyk (FB)	SF	40	2	20.0	34	0
29t	Kittle (TE)	SF	40	4	10.0	26	0
29t	Mingo	CAR	40	2	20.0	35	0
33	Kraft (TE)	GB	37	2	18.5	29	0
34	D. Moore	CHI	36	5	7.2	13	0
35t	Addison	MIN	35	3	11.7	16	0
35t	*Legette	CAR	35	4	8.8	18	0
35t	Nacua	LAR	35	4	8.8	16	0
38	Gibbs (RB)	DET	34	4	8.5	14	0
39	Conner (RB)	ARI	33	3	11.0	22	0
40	*McMillan	TB	32	1	32.0	32t	1
41	Goedert (TE)	PHI	31	4	7.8	21	0
42	McBride (TE)	ARI	30	5	6.0	8	0
43t	Allen	CHI	29	4	7.3	9	0
43t	Charbonnet (RB)	SEA	29	2	14.5	30t	1
43t	Metcalf	SEA	29	3	9.7	12	0
46t	Aiyuk	SF	28	2	14.0	14	0
46t	Ertz (TE)	WAS	28	3	9.3	12	0
48t	Kamara (RB)	NO	27	5	5.4	18	0
48t	Oliver (TE)	MIN	27	2	13.5	22	0
50t	Demercado (RB)	ARI	26	2	13.0	24	0
50t	Johnson (TE)	NO	26	2	13.0	16t	1
50t	Pitts (TE)	ATL	26	3	8.7	12t	1
50t	Slayton	NYG	26	3	8.7	11	0

2024 NATIONAL FOOTBALL LEAGUE

NFC THIRD-DOWN RECEIVING LEADERS

RANK	PLAYER	TEAM	REC	YDS	AVG	LONG	TD
1	Godwin	TB	5	63	12.6	24	0
2	Robinson	NYG	4	37	9.3	15	0
3	Dortch	ARI	3	34	11.3	14	0
4t	Reed	GB	2	96	48.0	70t	1
4t	*Nabers	NYG	2	50	25.0	25	0
4t	Aiyuk	SF	2	28	14.0	14	0
4t	A. Brown	PHI	2	28	14.0	20	0
4t	Lockett	SEA	2	28	14.0	19	0
4t	Demercado (RB)	ARI	2	26	13.0	24	0
4t	Evans	TB	2	25	12.5	24	1
4t	Cooks	DAL	2	20	10.0	21t	1
4t	Mundt (TE)	MIN	2	15	7.5	9	0
4t	Jennings	SF	2	13	6.5	8	0
4t	Robinson (RB)	ATL	2	12	6.0	7	0
4t	Kupp	LAR	2	11	5.5	13	0
4t	D. Moore	CHI	2	11	5.5	12	0
17t	Shaheed	NO	1	59	59.0	59t	1
17t	J. Williams	DET	1	52	52.0	52t	1
17t	*McMillan	TB	1	32	32.0	32t	1
17t	Goedert (TE)	PHI	1	21	21.0	21	0
17t	Doubs	GB	1	19	19.0	19	0
17t	Mooney	ATL	1	15	15.0	15	0
17t	Parkinson (TE)	LAR	1	15	15.0	15	0
17t	Samuel	SF	1	15	15.0	15	0
17t	Thielen	CAR	1	14	14.0	14	0
17t	T. Johnson	LAR	1	13	13.0	13	0
17t	Robinson (RB)	WAS	1	13	13.0	13	0
17t	Ekeler (RB)	WAS	1	12	12.0	12	0
17t	Chandler (RB)	MIN	1	10	10.0	10	0
17t	Jacobs (RB)	GB	1	9	9.0	9	0
17t	Ham (FB)	MIN	1	8	8.0	8	0
17t	*McCaffrey	WAS	1	8	8.0	8	0
17t	Pitts (TE)	ATL	1	8	8.0	8	0
17t	Slayton	NYG	1	8	8.0	8	0
17t	Ferguson (TE)	DAL	1	7	7.0	7	0
17t	Addison	MIN	1	6	6.0	6	0
17t	Metcalfe	SEA	1	6	6.0	6	0
17t	Nacua	LAR	1	6	6.0	6	0
17t	Robinson	LAR	1	6	6.0	6	0
17t	*Tipton	NO	1	6	6.0	6	0
17t	Mason (RB)	SF	1	5	5.0	5	0
17t	Mi. Wilson	ARI	1	5	5.0	5t	1
17t	LaPorta (TE)	DET	1	4	4.0	4	0
17t	Woerner (TE)	ATL	1	4	4.0	4	0
17t	Lamb	DAL	1	3	3.0	3	0
17t	Elliott (RB)	DAL	1	0	0.0	0	0
17t	Charbonnet (RB)	SEA	1	-1	(1.0)	-1	0
17t	Everett (TE)	CHI	1	-1	(1.0)	-1	0

2024 NATIONAL FOOTBALL LEAGUE

NFC LEADING SCORERS (NON-KICKING)

RANK	PLAYER	TEAM	POS	TOUCHDOWNS				X2	PTS
				TOTAL	RUSH	REC	RET		
1	Barkley	PHI	RB	3	2	1	0	0	18
2t	*Daniels	WAS	QB	2	2	0	0	0	12
2t	Evans	TB	WR	2	0	2	0	0	12
2t	Reed	GB	WR	2	1	1	0	0	12
5	Conner	ARI	RB	1	1	0	0	1	8
6t	A. Brown	PHI	WR	1	0	1	0	0	6
6t	Charbonnet	SEA	RB	1	0	1	0	0	6
6t	Cooks	DAL	WR	1	0	1	0	0	6
6t	Dallas	ARI	RB	1	0	0	1	0	6
6t	Elliott	DAL	RB	1	1	0	0	0	6
6t	Gibbs	DET	RB	1	1	0	0	0	6
6t	Godwin	TB	WR	1	0	1	0	0	6
6t	Jefferson	MIN	WR	1	0	1	0	0	6
6t	Johnson	NO	TE	1	0	1	0	0	6
6t	A. Jones	MIN	RB	1	1	0	0	0	6
6t	Kamara	NO	RB	1	1	0	0	0	6
6t	Kupp	LAR	WR	1	0	1	0	0	6
6t	Mason	SF	RB	1	1	0	0	0	6
6t	*McMillan	TB	WR	1	0	1	0	0	6
6t	Montgomery	DET	RB	1	1	0	0	0	6
6t	Moreau	NO	TE	1	0	1	0	0	6
6t	Nailor	MIN	WR	1	0	1	0	0	6
6t	Owens	CHI	DB	1	0	0	1	0	6
6t	Pitts	ATL	TE	1	0	1	0	0	6
6t	Robinson	WAS	RB	1	1	0	0	0	6
6t	Samuel	SF	WR	1	1	0	0	0	6
6t	Shaheed	NO	WR	1	0	1	0	0	6
6t	G. Smith	SEA	QB	1	1	0	0	0	6
6t	Stevenson	CHI	CB	1	0	0	1	0	6
6t	Turpin	DAL	WR	1	0	0	1	0	6
6t	Van Ginkel	MIN	OLB	1	0	0	1	0	6
6t	Walker	SEA	RB	1	1	0	0	0	6
6t	Watson	GB	WR	1	0	1	0	0	6
6t	Williams	NO	RB	1	1	0	0	0	6
6t	J. Williams	DET	WR	1	0	1	0	0	6
6t	K. Williams	LAR	RB	1	1	0	0	0	6
6t	Mi. Wilson	ARI	WR	1	0	1	0	0	6
6t	Young	CAR	QB	1	1	0	0	0	6
39	Swift	CHI	RB	0	0	0	0	1	2

2024 NATIONAL FOOTBALL LEAGUE

NFC LEADING SCORERS (KICKING)

RANK	PLAYER	TEAM	PAT	FG	FG%	LONG	PTS
1	Moody	SF	2/2	6/6	100.0%	53	20
2	Grupe	NO	5/5	4/4	100.0%	57	17
3	Aubrey	DAL	3/3	4/4	100.0%	57	15
4	McLaughlin	TB	4/4	3/3	100.0%	56	13
5	*Narveson	GB	2/2	3/4	75.0%	31	11
6t	Elliott	PHI	4/4	2/2	100.0%	38	10
6t	Santos	CHI	1/1	3/3	100.0%	50	10
8t	Bates	DET	2/2	2/2	100.0%	32	8
8t	*Karty	LAR	2/2	2/2	100.0%	41	8
8t	Myers	SEA	2/2	2/2	100.0%	50	8
8t	Prater	ARI	2/2	2/2	100.0%	31	8
12	Gano	NYG	0/0	2/2	100.0%	50	6
13t	Koo	ATL	1/1	1/1	100.0%	24	4
13t	Pineiro	CAR	1/1	1/1	100.0%	43	4
13t	*Reichard	MIN	4/4	0/0	---	---	4
16	York	WAS	2/2	0/2	0.0%	---	2

2024 NATIONAL FOOTBALL LEAGUE

2024 NATIONAL FOOTBALL LEAGUE

NFC TOUCHBACKS ON KICKOFFS

RANK	PLAYER	TEAM	TB
1t	Camarda	TB	6
1t	Evans	LAR	6
1t	Moody	SF	6
4t	Mann	PHI	5
4t	Myers	SEA	5
4t	Narveson	GB	5
7t	Aubrey	DAL	4
7t	Bates	DET	4
7t	Prater	ARI	4
7t	Reichard	MIN	4
11t	Gano	NYG	3
11t	Pinion	ATL	3
13t	Grupe	NO	1
13t	Santos	CHI	1
13t	York	WAS	1

2024 NATIONAL FOOTBALL LEAGUE

NFC MOST YARDS FROM SCRIMMAGE

RANK	PLAYER	TEAM	POS	TOTAL			RUSHING			RECEIVING		
				YDS	PLAYS	AVG	YDS	ATT	AVG	YDS	ATT	AVG
1	Reed	GB	WR	171	5	34.2	33	1	33.0	138	4	34.5
2	Mason	SF	RB	152	29	5.2	147	28	5.3	5	1	5.0
3	J. Williams	DET	WR	134	6	22.3	13	1	13.0	121	5	24.2
4	Barkley	PHI	RB	132	26	5.1	109	24	4.5	23	2	11.5
5	Kupp	LAR	WR	120	16	7.5	10	2	5.0	110	14	7.9
6	A. Brown	PHI	WR	119	5	23.8	0	0	---	119	5	23.8
7	Robinson	ATL	RB	111	23	4.8	68	18	3.8	43	5	8.6
8	Kamara	NO	RB	110	20	5.5	83	15	5.5	27	5	5.4
9t	A. Jones	MIN	RB	109	16	6.8	94	14	6.7	15	2	7.5
9t	Walker	SEA	RB	109	22	5.0	103	20	5.2	6	2	3.0
11	White	TB	RB	106	21	5.0	31	15	2.1	75	6	12.5
12	Jacobs	GB	RB	104	18	5.8	84	16	5.3	20	2	10.0
13	Montgomery	DET	RB	93	18	5.2	91	17	5.4	2	1	2.0
14	Robinson	WAS	RB	89	15	5.9	40	12	3.3	49	3	16.3
15	*Daniels	WAS	QB	88	16	5.5	88	16	5.5	0	0	---
16	Lamb	DAL	WR	86	8	10.8	25	3	8.3	61	5	12.2
17	D. Smith	PHI	WR	84	7	12.0	0	0	---	84	7	12.0
18t	Conner	ARI	RB	83	19	4.4	50	16	3.1	33	3	11.0
18t	Godwin	TB	WR	83	8	10.4	0	0	---	83	8	10.4
20	T. Johnson	LAR	WR	79	5	15.8	0	0	---	79	5	15.8
21t	Lockett	SEA	WR	77	6	12.8	0	0	---	77	6	12.8
21t	Samuel	SF	WR	77	13	5.9	23	8	2.9	54	5	10.8
23	*Irving	TB	RB	76	11	6.9	62	9	6.9	14	2	7.0
24	Gibbs	DET	RB	74	15	4.9	40	11	3.6	34	4	8.5
25	Shaheed	NO	WR	73	3	24.3	0	0	---	73	3	24.3
26	*Nabers	NYG	WR	66	5	13.2	0	0	---	66	5	13.2
27	Jennings	SF	WR	64	5	12.8	0	0	---	64	5	12.8
28	Ekeler	WAS	RB	62	6	10.3	10	2	5.0	52	4	13.0
29	Evans	TB	WR	61	5	12.2	0	0	---	61	5	12.2
30	Jefferson	MIN	WR	59	4	14.8	0	0	---	59	4	14.8
31	Robinson	NYG	WR	58	7	8.3	14	1	14.0	44	6	7.3
32	K. Murray	ARI	QB	57	5	11.4	57	5	11.4	0	0	---
33	K. Williams	LAR	RB	54	21	2.6	50	18	2.8	4	3	1.3
34t	McCloud	ATL	WR	52	4	13.0	0	0	---	52	4	13.0
34t	Singleton	NYG	RB	52	14	3.7	37	10	3.7	15	4	3.8
36t	Dortch	ARI	WR	51	7	7.3	4	1	4.0	47	6	7.8
36t	Williams	NO	RB	51	12	4.3	38	11	3.5	13	1	13.0
38t	Doubs	GB	WR	50	4	12.5	0	0	---	50	4	12.5
38t	D. Moore	CHI	WR	50	6	8.3	14	1	14.0	36	5	7.2
40t	Elliott	DAL	RB	49	12	4.1	40	10	4.0	9	2	4.5
40t	Thielen	CAR	WR	49	3	16.3	0	0	---	49	3	16.3
42	Em. Wilson	GB	RB	48	6	8.0	46	4	11.5	2	2	1.0
43	Parkinson	LAR	TE	47	4	11.8	0	0	---	47	4	11.8
44t	Cooks	DAL	WR	45	5	9.0	5	1	5.0	40	4	10.0
44t	LaPorta	DET	TE	45	4	11.3	0	0	---	45	4	11.3
46t	Mingo	CAR	WR	43	3	14.3	3	1	3.0	40	2	20.0
46t	Moreau	NO	TE	43	4	10.8	0	0	---	43	4	10.8
48t	Chandler	MIN	RB	42	11	3.8	17	8	2.1	25	3	8.3
48t	Nacua	LAR	WR	42	5	8.4	7	1	7.0	35	4	8.8
48t	Robinson	LAR	WR	42	4	10.5	0	0	---	42	4	10.5

2024 NATIONAL FOOTBALL LEAGUE

NFC LEADERS IN FIRST DOWNS

RANK	PLAYER	TEAM	POS	TOTAL	RUSH	REC
1	Mason	SF	RB	9	8	1
2t	*Daniels	WAS	QB	8	8	0
2t	Robinson	ATL	RB	8	5	3
4t	Barkley	PHI	RB	7	6	1
4t	Godwin	TB	WR	7	0	7
4t	Kupp	LAR	WR	7	1	6
7t	A. Jones	MIN	RB	6	6	0
7t	Montgomery	DET	RB	6	6	0
9t	A. Brown	PHI	WR	5	0	5
9t	Gibbs	DET	RB	5	3	2
9t	Jacobs	GB	RB	5	4	1
9t	Kamara	NO	RB	5	5	0
9t	Lockett	SEA	WR	5	0	5
9t	D. Smith	PHI	WR	5	0	5
9t	Walker	SEA	RB	5	4	1
9t	K. Williams	LAR	RB	5	5	0
17t	Conner	ARI	RB	4	3	1
17t	Dortch	ARI	WR	4	0	4
17t	Evans	TB	WR	4	0	4
17t	Hill	NO	QB-TE	4	4	0
17t	Jennings	SF	WR	4	0	4
17t	Lamb	DAL	WR	4	2	2
17t	Reed	GB	WR	4	1	3
17t	Robinson	WAS	RB	4	3	1
17t	Samuel	SF	WR	4	1	3
17t	Williams	NO	RB	4	3	1
17t	J. Williams	DET	WR	4	1	3
28t	Ekeler	WAS	RB	3	1	2
28t	Elliott	DAL	RB	3	2	1
28t	D. Moore	CHI	WR	3	1	2
28t	K. Murray	ARI	QB	3	3	0
28t	Parkinson	LAR	TE	3	0	3
28t	Robinson	LAR	WR	3	0	3
28t	Robinson	NYG	WR	3	1	2
28t	White	TB	RB	3	1	2
28t	Em. Wilson	GB	RB	3	2	1
37t	Addison	MIN	WR	2	0	2
37t	Aiyuk	SF	WR	2	0	2
37t	Allen	CHI	WR	2	0	2
37t	Chandler	MIN	RB	2	0	2
37t	Cooks	DAL	WR	2	0	2
37t	Doubs	GB	WR	2	0	2
37t	Dowdle	DAL	RB	2	2	0
37t	Hurts	PHI	QB	2	2	0
37t	*Irving	TB	RB	2	2	0
37t	Jefferson	MIN	WR	2	0	2
37t	Dio. Johnson	CAR	WR	2	0	2
37t	T. Johnson	LAR	WR	2	0	2
37t	Jones	NYG	QB	2	2	0
37t	LaPorta	DET	TE	2	0	2
37t	*Legette	CAR	WR	2	0	2
37t	McBride	ARI	TE	2	0	2
37t	McCloud	ATL	WR	2	0	2
37t	Metcalf	SEA	WR	2	0	2
37t	Moreau	NO	TE	2	0	2

2024 NATIONAL FOOTBALL LEAGUE

NFC LEADERS IN FIRST DOWNS

RANK	PLAYER	TEAM	POS	TOTAL	RUSH	REC
37t	*Nabers	NYG	WR	2	0	2
37t	Rivers	LAR	RB	2	2	0
37t	Shaheed	NO	WR	2	0	2
37t	Singleton	NYG	RB	2	1	1
37t	Slayton	NYG	WR	2	0	2
37t	Smith-Njigba	SEA	WR	2	0	2
37t	Thielen	CAR	WR	2	0	2

2024 NATIONAL FOOTBALL LEAGUE

NFC PUNTING YARDS LEADERS

RANK	PLAYER	TEAM	POS	PUNTS	YARDS	LONG	AVG	TB	BLK	DWN	OB	RETURNS		IN20	NET AVG
												TOT	YDS		
1	Fox	DET	P	4	230	67	57.5	2	0	0	0	1	0	2	47.5
2	Pinion	ATL	P	4	210	59	52.5	0	0	0	0	4	47	0	40.8
3	Mann	PHI	P	2	101	54	50.5	0	0	0	0	0	0	1	50.5
4	Anger	DAL	P	6	294	59	49.0	0	0	0	1	5	72	0	37.0
5	Dickson	SEA	P	5	241	52	48.2	0	0	0	0	5	47	0	38.8
6	Evans	LAR	P	3	141	50	47.0	0	0	0	0	3	18	0	41.0
7t	Gillan	NYG	P	6	278	55	46.3	0	0	2	3	1	1	4	46.2
7t	Way	WAS	P	3	139	54	46.3	0	0	1	1	1	15	1	41.3
9	*T. Taylor	CHI	P	6	270	60	45.0	1	0	0	0	4	30	3	36.7
10	R. Wright	MIN	P	4	168	48	42.0	0	0	1	1	1	0	3	42.0
11	Gillikin	ARI	P	2	78	50	39.0	0	0	0	1	1	7	0	35.5
12	Hekker	CAR	P	5	191	53	38.2	0	0	1	0	4	60	0	26.2
13	Whelan	GB	P	2	74	41	37.0	0	0	0	1	0	0	1	37.0
14	*Hayball	NO	P	2	73	38	36.5	0	0	1	1	0	0	1	36.5

2024 NATIONAL FOOTBALL LEAGUE

NFC NET PUNTING YARDS LEADERS

RANK	PLAYER	TEAM	POS	PUNTS	YARDS	LONG	AVG	TB	BLK	DWN	OB	RETURNS		IN20	NET AVG
												TOT	YDS		
1	Mann	PHI	P	2	101	54	50.5	0	0	0	0	0	0	1	50.5
2	Fox	DET	P	4	230	67	57.5	2	0	0	0	1	0	2	47.5
3	Gillan	NYG	P	6	278	55	46.3	0	0	2	3	1	1	4	46.2
4	R. Wright	MIN	P	4	168	48	42.0	0	0	1	1	1	0	3	42.0
5	Way	WAS	P	3	139	54	46.3	0	0	1	1	1	15	1	41.3
6	Evans	LAR	P	3	141	50	47.0	0	0	0	0	3	18	0	41.0
7	Pinion	ATL	P	4	210	59	52.5	0	0	0	0	4	47	0	40.8
8	Dickson	SEA	P	5	241	52	48.2	0	0	0	0	5	47	0	38.8
9t	Anger	DAL	P	6	294	59	49.0	0	0	0	1	5	72	0	37.0
9t	Whelan	GB	P	2	74	41	37.0	0	0	0	1	0	0	1	37.0
11	*T. Taylor	CHI	P	6	270	60	45.0	1	0	0	0	4	30	3	36.7
12	*Hayball	NO	P	2	73	38	36.5	0	0	1	1	0	0	1	36.5
13	Gillikin	ARI	P	2	78	50	39.0	0	0	0	1	1	7	0	35.5
14	Hekker	CAR	P	5	191	53	38.2	0	0	1	0	4	60	0	26.2

2024 NATIONAL FOOTBALL LEAGUE

2024 NATIONAL FOOTBALL LEAGUE

NFC PUNT RETURN LEADERS

RANK	PLAYER	TEAM	POS	RET	FC	YDS	AVG	LONG	TD
1	Shaheed	NO	WR	3	0	60	20.0	47	0
2	Turpin	DAL	WR	5	0	96	19.2	60t	1
3	Williams	ATL	RB	2	1	28	14.0	28	0
4	Carter	CHI	WR	5	0	64	12.8	20	0
5	*Cowing	SF	WR	2	1	15	7.5	8	0
6	Raymond	DET	WR	3	0	18	6.0	11	0

2024 NATIONAL FOOTBALL LEAGUE

NFC KICKOFF RETURN LEADERS

RANK	PLAYER	TEAM	POS	RET	YDS	AVG	LONG	TD
1	Dallas	ARI	RB	3	123	41.0	96t	1
2	McCloud	ATL	WR	2	56	28.0	29	0
3	Blackshear	CAR	RB	8	204	25.5	31	0
4	Shenault	SEA	WR	3	74	24.7	31	0
5	Ekeler	WAS	RB	2	48	24.0	24	0
6	Gainwell	PHI	RB	2	38	19.0	29	0

2024 NATIONAL FOOTBALL LEAGUE

2024 NATIONAL FOOTBALL LEAGUE

NFC INTERCEPTION LEADERS

RANK	PLAYER	TEAM	POS	INT	YARDS	AVG	LONG	TD
1t	Alexander	GB	CB	1	17	17.0	17	0
1t	Blankenship	PHI	SAF	1	1	1.0	1	0
1t	Diggs	DAL	CB	1	1	1.0	1	0
1t	Flannigan-Fowles	SF	LB	1	0	0.0	0	0
1t	Harris	NO	DB	1	7	7.0	7	0
1t	Howden	NO	SAF	1	-5	-5.0	-5	0
1t	J. Johnson	CHI	CB	1	9	9.0	9	0
1t	J. Johnson	LAR	SS	1	0	0.0	0	0
1t	K. Joseph	DET	DB	1	0	0.0	0	0
1t	Kendricks	DAL	MLB	1	8	8.0	8	0
1t	Love	SEA	SS	1	0	0.0	0	0
1t	McKinney	GB	SAF	1	17	17.0	17	0
1t	*Muasau	NYG	LB	1	1	1.0	1	0
1t	Smith	MIN	FS	1	0	0.0	0	0
1t	Stevenson	CHI	CB	1	43	43.0	43t	1
1t	Van Ginkel	MIN	OLB	1	10	10.0	10t	1
1t	Woolen	SEA	CB	1	4	4.0	4	0

2024 NATIONAL FOOTBALL LEAGUE

NFC SACK LEADERS

RANK	PLAYER	TEAM	POS	SACKS
1	Taylor	NO	CB	3.0
2t	Baun	PHI	LB	2.0
2t	P. Jones	MIN	LB	2.0
2t	Kendricks	DAL	MLB	2.0
2t	Lawrence	DAL	DE	2.0
2t	D. Taylor	CHI	DE	2.0
7	Jarrett	ATL	DT	1.5
8t	Clark	ARI	CB	1.0
8t	Davis	NO	OLB	1.0
8t	Dennis	TB	LB	1.0
8t	Dexter	CHI	DT	1.0
8t	Ferrell	WAS	DE	1.0
8t	Floyd	SF	DE	1.0
8t	Gary	GB	DE	1.0
8t	D. Hall	SEA	LB	1.0
8t	Hutchinson	DET	DE	1.0
8t	Lawrence	NYG	DT	1.0
8t	Leota	CAR	LB	1.0
8t	Lopez	ARI	DT	1.0
8t	Mafe	SEA	LB	1.0
8t	Nixon	GB	DB	1.0
8t	Overshown	DAL	LB	1.0
8t	Parsons	DAL	LB	1.0
8t	Phillips	MIN	DT	1.0
8t	Tryon-Shoyinka	TB	LB	1.0
8t	*Turner	MIN	LB	1.0
8t	Van Ginkel	MIN	OLB	1.0
8t	*Verse	LAR	LB	1.0
8t	Young	LAR	LB	1.0
30t	Davenport	DET	DE	0.5
30t	Judon	ATL	OLB	0.5
30t	Onwuzurike	DET	DT	0.5

2024 NATIONAL FOOTBALL LEAGUE

NFC LEADERS IN FUMBLE RECOVERIES

RANK	PLAYER	TEAM	POS	TOTAL	OWN TEAM	OPP TEAM
1t	Baker	SEA	OLB	1	0	1
1t	Barkley	PHI	RB	1	1	0
1t	Belton	NYG	SAF	1	1	0
1t	Biadasz	WAS	C	1	1	0
1t	Collins	SF	DT	1	0	1
1t	Edwards	CHI	LB	1	0	1
1t	Franks	CAR	TE	1	0	1
1t	Jenkins	CHI	OT	1	1	0
1t	J. Jones	ARI	DT	1	0	1
1t	Mathieu	NO	FS	1	0	1
1t	Melton	GB	WR	1	1	0
1t	Okereke	NYG	ILB	1	0	1
1t	Tolbert	DAL	WR	1	1	0
1t	*Ca. Williams	CHI	QB	1	1	0
1t	Wyatt	GB	DT	1	0	1
16t	Ham	MIN	FB	0	0	0
16t	Jacobs	GB	RB	0	0	0
16t	V. Jones	CHI	WR	0	0	0
16t	Mingo	CAR	WR	0	0	0
16t	K. Murray	ARI	QB	0	0	0
16t	*Odunze	CHI	WR	0	0	0
16t	Prescott	DAL	QB	0	0	0
16t	Slayton	NYG	WR	0	0	0
16t	*D. Williams	SEA	CB	0	0	0
16t	Wilson	NO	WR	0	0	0

2024 NATIONAL FOOTBALL LEAGUE

NFC LEADERS IN RECOVERIES OF FUMBLES BY OWN TEAM

RANK	PLAYER	TEAM	POS	REC	YARDS	AVG	LONG	TD
1t	Barkley	PHI	RB	1	0	0.0	0t	0
1t	Belton	NYG	SAF	1	0	0.0	0t	0
1t	Biadasz	WAS	C	1	0	0.0	0t	0
1t	Jenkins	CHI	OT	1	0	0.0	0t	0
1t	Melton	GB	WR	1	0	0.0	0t	0
1t	Tolbert	DAL	WR	1	0	0.0	0t	0
1t	*Ca. Williams	CHI	QB	1	0	0.0	0t	0
8t	Baker	SEA	OLB	0	0	---	0t	0
8t	Collins	SF	DT	0	0	---	0t	0
8t	Edwards	CHI	LB	0	0	---	0t	0
8t	Franks	CAR	TE	0	0	---	0t	0
8t	Ham	MIN	FB	0	0	---	0t	0
8t	Jacobs	GB	RB	0	0	---	0t	0
8t	J. Jones	ARI	DT	0	0	---	0t	0
8t	V. Jones	CHI	WR	0	0	---	0t	0
8t	Mathieu	NO	FS	0	0	---	0t	0
8t	Mingo	CAR	WR	0	0	---	0t	0
8t	K. Murray	ARI	QB	0	0	---	0t	0
8t	*Odunze	CHI	WR	0	0	---	0t	0
8t	Okereke	NYG	ILB	0	0	---	0t	0
8t	Prescott	DAL	QB	0	0	---	0t	0
8t	Slayton	NYG	WR	0	0	---	0t	0
8t	*D. Williams	SEA	CB	0	0	---	0t	0
8t	Wilson	NO	WR	0	0	---	0t	0
8t	Wyatt	GB	DT	0	0	---	0t	0

2024 NATIONAL FOOTBALL LEAGUE

NFC LEADERS IN RECOVERIES OF FUMBLES BY OPPOSING TEAM

RANK	PLAYER	TEAM	POS	REC	YARDS	AVG	LONG	TD
1t	Baker	SEA	OLB	1	0	0.0	0t	0
1t	Collins	SF	DT	1	0	0.0	0t	0
1t	Edwards	CHI	LB	1	0	0.0	0t	0
1t	Franks	CAR	TE	1	0	0.0	0t	0
1t	J. Jones	ARI	DT	1	0	0.0	0t	0
1t	Mathieu	NO	FS	1	0	0.0	0t	0
1t	Okereke	NYG	ILB	1	1	1.0	1	0
1t	Wyatt	GB	DT	1	0	0.0	0t	0
9t	Barkley	PHI	RB	0	0	---	0t	0
9t	Belton	NYG	SAF	0	0	---	0t	0
9t	Biadasz	WAS	C	0	0	---	0t	0
9t	Ham	MIN	FB	0	0	---	0t	0
9t	Jacobs	GB	RB	0	0	---	0t	0
9t	Jenkins	CHI	OT	0	0	---	0t	0
9t	V. Jones	CHI	WR	0	0	---	0t	0
9t	Melton	GB	WR	0	0	---	0t	0
9t	Mingo	CAR	WR	0	0	---	0t	0
9t	K. Murray	ARI	QB	0	0	---	0t	0
9t	*Odunze	CHI	WR	0	0	---	0t	0
9t	Prescott	DAL	QB	0	0	---	0t	0
9t	Slayton	NYG	WR	0	0	---	0t	0
9t	Tolbert	DAL	WR	0	0	---	0t	0
9t	*Ca. Williams	CHI	QB	0	0	---	0t	0
9t	*D. Williams	SEA	CB	0	0	---	0t	0
9t	Wilson	NO	WR	0	0	---	0t	0

2024 NATIONAL FOOTBALL LEAGUE

NFL LEADING PASSERS

RANK	PLAYER	TEAM	ATT	COMP	COMP%	YDS	YPA	TD	TD%	LONG	INT	INT%	RATING
1	Mayfield	TB	30	24	80.0%	289	9.63	4	13.3%	32t	0	0.0%	146.4
2	Carr	NO	23	19	82.6%	200	8.70	3	13.0%	59t	0	0.0%	142.5
3	Allen	BUF	23	18	78.3%	232	10.09	2	8.7%	28	0	0.0%	137.7
4	Stroud	HOU	32	24	75.0%	234	7.31	2	6.3%	55	0	0.0%	115.9
5	Darnold	MIN	24	19	79.2%	208	8.67	2	8.3%	44	1	4.2%	113.2
6	Mahomes	KC	28	20	71.4%	291	10.39	1	3.6%	35t	1	3.6%	101.9
7	Richardson	IND	19	9	47.4%	212	11.16	2	10.5%	60t	1	5.3%	101.2
8	Tagovailoa	MIA	37	23	62.2%	338	9.14	1	2.7%	80t	0	0.0%	101.0
9	Lawrence	JAX	21	12	57.1%	162	7.71	1	4.8%	30	0	0.0%	97.7
10	Minshev	LV	33	25	75.8%	257	7.79	1	3.0%	33	1	3.0%	95.1
11	*Daniels	WAS	24	17	70.8%	184	7.67	0	0.0%	32	0	0.0%	93.1
12	Herbert	LAC	26	17	65.4%	144	5.54	1	3.8%	27	0	0.0%	92.5
13	Fields	PIT	23	17	73.9%	156	6.78	0	0.0%	40	0	0.0%	91.9
14	K. Murray	ARI	31	21	67.7%	162	5.23	1	3.2%	24	0	0.0%	91.1
15	L. Jackson	BAL	41	26	63.4%	273	6.66	1	2.4%	49t	0	0.0%	90.8
16	Purdy	SF	29	19	65.5%	231	7.97	0	0.0%	34	0	0.0%	89.9
17	G. Smith	SEA	25	18	72.0%	171	6.84	1	4.0%	30t	1	4.0%	87.3
18	Burrow	CIN	29	21	72.4%	164	5.66	0	0.0%	28	0	0.0%	86.0
19	Prescott	DAL	32	19	59.4%	179	5.59	1	3.1%	34	0	0.0%	85.3
20	Stafford	LAR	49	34	69.4%	317	6.47	1	2.0%	63	1	2.0%	85.2
21	Goff	DET	28	18	64.3%	217	7.75	1	3.6%	52t	1	3.6%	85.0
22	Love	GB	34	17	50.0%	260	7.65	2	5.9%	70t	1	2.9%	83.0
23	Rodgers	NYJ	21	13	61.9%	167	7.95	1	4.8%	36t	1	4.8%	82.8
24	Hurts	PHI	34	20	58.8%	278	8.18	2	5.9%	67t	2	5.9%	80.3
25	Brissett	NE	24	15	62.5%	121	5.04	0	0.0%	17	0	0.0%	75.2
26	Cousins	ATL	26	16	61.5%	155	5.96	1	3.8%	20	2	7.7%	59.0
27	*Ca. Williams	CHI	29	14	48.3%	93	3.21	0	0.0%	13	0	0.0%	55.7
28	Levis	TEN	32	19	59.4%	127	3.97	1	3.1%	22	2	6.3%	52.5
29	D. Watson	CLE	45	24	53.3%	169	3.76	1	2.2%	29	2	4.4%	51.1
30	*Nix	DEN	42	26	61.9%	138	3.29	0	0.0%	25	2	4.8%	47.5
31	Jones	NYG	42	22	52.4%	186	4.43	0	0.0%	25	2	4.8%	44.3
32	Young	CAR	30	13	43.3%	161	5.37	0	0.0%	35	2	6.7%	32.8

2024 NATIONAL FOOTBALL LEAGUE

NFL LEADING PASSERS, RANKS

PLAYER	TEAM	ATT	COMP	COMP%	YDS	YPA	TD	TD%	INT	INT%	RATING
Mayfield	TB	14t	5t	2	4	4	1	1	1t	1t	1
Carr	NO	27t	14t	1	15	6	2	2	1t	1t	2
Allen	BUF	27t	19t	4	10	3	3t	4	1t	1t	3
Stroud	HOU	10t	5t	6	9	16	3t	6	1t	1t	4
Darnold	MIN	24t	14t	3	14	7	3t	5	17t	23	5
Mahomes	KC	19t	12t	10	3	2	9t	14t	17t	20t	6
Richardson	IND	32	32	31	13	1	3t	3	17t	28	7
Tagovailoa	MIA	6	8	19	1	5	9t	20	1t	1t	8
Lawrence	JAX	30t	31	26	23t	13	9t	9t	1t	1t	9
Minschew	LV	9	4	5	8	11	9t	19	17t	19	10
*Daniels	WAS	24t	22t	11	17	14	25t	24t	1t	1t	11
Herbert	LAC	21t	22t	15	28	24	9t	12t	1t	1t	12
Fields	PIT	27t	22t	7	26	18	25t	24t	1t	1t	13
K. Murray	ARI	13	10t	13	23t	26	9t	16	1t	1t	14
L. Jackson	BAL	5	2t	17	6	19	9t	21	1t	1t	15
Purdy	SF	16t	14t	14	11	9	25t	24t	1t	1t	16
G. Smith	SEA	23	19t	9	19	17	9t	11	17t	22	17
Burrow	CIN	16t	10t	8	22	22	25t	24t	1t	1t	18
Prescott	DAL	10t	14t	23t	18	23	9t	17t	1t	1t	19
Stafford	LAR	1	1	12	2	20	9t	23	17t	17	20
Goff	DET	19t	19t	16	12	12	9t	14t	17t	20t	21
Love	GB	7t	22t	29	7	15	3t	7t	17t	18	22
Rodgers	NYJ	30t	29t	20t	21	10	9t	9t	17t	25t	23
Hurts	PHI	7t	12t	25	5	8	3t	7t	26t	29	24
Brissett	NE	24t	27	18	31	27	25t	24t	1t	1t	25
Cousins	ATL	21t	26	22	27	21	9t	12t	26t	32	26
*Ca. Williams	CHI	16t	28	30	32	32	25t	24t	1t	1t	27
Levis	TEN	10t	14t	23t	30	29	9t	17t	26t	30	28
D. Watson	CLE	2	5t	27	20	30	9t	22	26t	24	29
*Nix	DEN	3t	2t	20t	29	31	25t	24t	26t	25t	30
Jones	NYG	3t	9	28	16	28	25t	24t	26t	25t	31
Young	CAR	14t	29t	32	25	25	25t	24t	26t	31	32

2024 NATIONAL FOOTBALL LEAGUE

NFL FOURTH-QUARTER PASSING LEADERS

RANK	PLAYER	TEAM	ATT	COMP	COMP%	YDS	YPA	TD	TD%	INT	INT%	RATING
1t	Mahomes	KC	5	5	100.0%	68	13.60	1	20.0%	0	0.0%	158.3
1t	Mayfield	TB	4	4	100.0%	65	16.25	2	50.0%	0	0.0%	158.3
3	G. Smith	SEA	6	5	83.3%	53	8.83	1	16.7%	0	0.0%	143.1
4	Stroud	HOU	5	5	100.0%	31	6.20	1	20.0%	0	0.0%	132.1
5	Richardson	IND	7	3	42.9%	119	17.00	1	14.3%	0	0.0%	129.5
6	T. Taylor	NYJ	8	6	75.0%	36	4.50	1	12.5%	0	0.0%	122.9
7	Purdy	SF	4	4	100.0%	49	12.25	0	0.0%	0	0.0%	117.7
8	*Daniels	WAS	7	7	100.0%	78	11.14	0	0.0%	0	0.0%	113.1
9	Stafford	LAR	15	11	73.3%	89	5.93	1	6.7%	0	0.0%	110.1
10	L. Jackson	BAL	15	9	60.0%	127	8.47	1	6.7%	0	0.0%	109.6
11	Herbert	LAC	5	3	60.0%	17	3.40	1	20.0%	0	0.0%	105.8
12	Love	GB	6	4	66.7%	67	11.17	0	0.0%	0	0.0%	104.2
13	Allen	BUF	8	5	62.5%	77	9.63	0	0.0%	0	0.0%	94.3
14	Brissett	NE	5	5	100.0%	33	6.60	0	0.0%	0	0.0%	94.2
15	Fields	PIT	4	3	75.0%	16	4.00	0	0.0%	0	0.0%	81.3
16	Tagovailoa	MIA	8	5	62.5%	50	6.25	0	0.0%	0	0.0%	80.2
17	Darnold	MIN	3	2	66.7%	13	4.33	0	0.0%	0	0.0%	75.7
18	Burrow	CIN	6	3	50.0%	39	6.50	0	0.0%	0	0.0%	70.8
19	Rodgers	NYJ	4	2	50.0%	23	5.75	0	0.0%	0	0.0%	67.7
20	Prescott	DAL	5	3	60.0%	18	3.60	0	0.0%	0	0.0%	67.1
21	Minshew	LV	13	10	76.9%	96	7.38	0	0.0%	1	7.7%	64.9
22	*Ca. Williams	CHI	5	3	60.0%	13	2.60	0	0.0%	0	0.0%	64.6
23	Young	CAR	11	4	36.4%	55	5.00	0	0.0%	0	0.0%	53.2
24	*Nix	DEN	14	10	71.4%	63	4.50	0	0.0%	1	7.1%	50.6
25	K. Murray	ARI	10	4	40.0%	28	2.80	0	0.0%	0	0.0%	47.9
26	D. Watson	CLE	14	8	57.1%	50	3.57	0	0.0%	1	7.1%	34.8
27	Goff	DET	12	6	50.0%	72	6.00	0	0.0%	1	8.3%	34.0
28	Hurts	PHI	8	4	50.0%	49	6.13	0	0.0%	1	12.5%	29.7
29	Levis	TEN	10	6	60.0%	40	4.00	0	0.0%	2	20.0%	29.2
30	Jones	NYG	14	7	50.0%	49	3.50	0	0.0%	1	7.1%	28.6
31	Cousins	ATL	7	2	28.6%	15	2.14	0	0.0%	1	14.3%	0.0

2024 NATIONAL FOOTBALL LEAGUE

NFL THIRD-DOWN PASSING LEADERS

RANK	PLAYER	TEAM	ATT	COMP	COMP%	YDS	YPA	TD	TD%	INT	INT%	RATING
1	Mayfield	TB	10	8	80.0%	120	12.00	2	20.0%	0	0.0%	156.3
2	Stroud	HOU	7	7	100.0%	80	11.43	1	14.3%	0	0.0%	153.9
3	K. Murray	ARI	6	6	100.0%	65	10.83	1	16.7%	0	0.0%	151.4
4	Rodgers	NYJ	6	4	66.7%	74	12.33	1	16.7%	0	0.0%	148.6
5	Allen	BUF	6	4	66.7%	67	11.17	1	16.7%	0	0.0%	143.8
6	Love	GB	9	4	44.4%	124	13.78	1	11.1%	0	0.0%	128.2
7	Herbert	LAC	10	6	60.0%	42	4.20	1	10.0%	0	0.0%	102.9
8	D. Watson	CLE	6	6	100.0%	50	8.33	0	0.0%	0	0.0%	101.4
9	Tagovailoa	MIA	9	6	66.7%	92	10.22	0	0.0%	0	0.0%	100.2
10	Goff	DET	7	2	28.6%	56	8.00	1	14.3%	0	0.0%	100.0
11	Prescott	DAL	9	5	55.6%	30	3.33	1	11.1%	0	0.0%	99.3
12	Burrow	CIN	7	6	85.7%	49	7.00	0	0.0%	0	0.0%	95.8
13t	Fields	PIT	6	5	83.3%	33	5.50	0	0.0%	0	0.0%	89.6
13t	Lawrence	JAX	8	2	25.0%	44	5.50	1	12.5%	0	0.0%	89.6
15t	Cousins	ATL	7	5	71.4%	39	5.57	0	0.0%	0	0.0%	84.8
15t	Darnold	MIN	7	5	71.4%	39	5.57	0	0.0%	0	0.0%	84.8
17	L. Jackson	BAL	8	5	62.5%	58	7.25	0	0.0%	0	0.0%	84.4
18	Stafford	LAR	9	6	66.7%	51	5.67	0	0.0%	0	0.0%	81.3
19	Mahomes	KC	7	4	57.1%	51	7.29	0	0.0%	0	0.0%	80.1
20	*Daniels	WAS	5	3	60.0%	33	6.60	0	0.0%	0	0.0%	79.6
21	Purdy	SF	10	6	60.0%	61	6.10	0	0.0%	0	0.0%	77.5
22	Jones	NYG	13	7	53.8%	95	7.31	0	0.0%	0	0.0%	77.4
23	Brissett	NE	10	6	60.0%	38	3.80	0	0.0%	0	0.0%	67.9
24	G. Smith	SEA	8	4	50.0%	33	4.13	0	0.0%	0	0.0%	60.9
25	Minschew	LV	10	8	80.0%	72	7.20	0	0.0%	1	10.0%	57.1
26	*Nix	DEN	15	9	60.0%	68	4.53	0	0.0%	1	6.7%	43.2
27	*Ca. Williams	CHI	9	3	33.3%	10	1.11	0	0.0%	0	0.0%	42.4
28	Hurts	PHI	7	3	42.9%	49	7.00	0	0.0%	2	28.6%	27.4
29	Levis	TEN	9	4	44.4%	24	2.67	0	0.0%	1	11.1%	12.0
30	Young	CAR	6	1	16.7%	14	2.33	0	0.0%	1	16.7%	0.0

2024 NATIONAL FOOTBALL LEAGUE

NFL LEADING RUSHERS

RANK	PLAYER	TEAM	ATT	YDS	AVG	LONG	TD
1	Mixon	HOU	30	159	5.3	13	1
2	Mason	SF	28	147	5.3	24	1
3	Dobbins	LAC	10	135	13.5	61	1
4	L. Jackson (QB)	BAL	16	122	7.6	16	0
5	Stevenson	NE	25	120	4.8	17	1
6	Barkley	PHI	24	109	4.5	34	2
7	Walker	SEA	20	103	5.2	23t	1
8	A. Jones	MIN	14	94	6.7	19	1
9	Montgomery	DET	17	91	5.4	21	1
10	*Daniels (QB)	WAS	16	88	5.5	17	2
11	Jacobs	GB	16	84	5.3	32	0
12	Kamara	NO	15	83	5.5	17	1
13	Pollard	TEN	16	82	5.1	26t	1
14	Bigsby	JAX	12	73	6.1	26	0
15	Cook	BUF	19	71	3.7	15	0
16	Harris	PIT	20	70	3.5	20	0
17	Robinson	ATL	18	68	3.8	13	0
18	*Irving	TB	9	62	6.9	31	0
19t	Fields (QB)	PIT	14	57	4.1	12	0
19t	K. Murray (QB)	ARI	5	57	11.4	29	0
21	Richardson (QB)	IND	6	56	9.3	19	1
22	Hall	NYJ	16	54	3.4	16	1
23t	Conner	ARI	16	50	3.1	20	1
23t	K. Williams	LAR	18	50	2.8	9	1
25	Taylor	IND	16	48	3.0	7	1
26t	Henry	BAL	13	46	3.5	9	1
26t	Em. Wilson	GB	4	46	11.5	18	0
28	Pacheco	KC	15	45	3.0	5	1
29t	Etienne	JAX	12	44	3.7	11	1
29t	J. Ford	CLE	12	44	3.7	11	1
29t	Moss	CIN	9	44	4.9	16	1
29t	White	LV	13	44	3.4	12	0
33t	Elliott	DAL	10	40	4.0	9	1
33t	Gibbs	DET	11	40	3.6	8	1
33t	Robinson	WAS	12	40	3.3	7t	1
36t	Allen (QB)	BUF	9	39	4.3	9	2
36t	D. Watson (QB)	CLE	5	39	7.8	16	0
38	Williams	NO	11	38	3.5	14t	1
39	Singleton	NYG	10	37	3.7	7	0
40	Levis (QB)	TEN	4	36	9.0	15	0
41t	Hill (QB)	NO	5	35	7.0	12	0
41t	*Nix (QB)	DEN	5	35	7.0	23	1
43t	Hurts (QB)	PHI	13	33	2.5	8	0
43t	Reed (WR)	GB	1	33	33.0	33t	1
45	Brissett (QB)	NE	7	32	4.6	16	0
46	White	TB	15	31	2.1	15	0
47t	G. Smith (QB)	SEA	4	30	7.5	34t	1
47t	Swift	CHI	10	30	3.0	20	0
49	McLaughlin	DEN	10	27	2.7	15	0
50t	Dowdle	DAL	8	26	3.3	10	0
50t	Edwards	LAC	11	26	2.4	10	0
50t	Wilson	MIA	5	26	5.2	14	0

2024 NATIONAL FOOTBALL LEAGUE

NFL THIRD-AND-ONE RUSHING LEADERS

RANK	PLAYER	TEAM	ATT	FD	PCT
1t	Fields (QB)	PIT	3	3	100.0%
1t	Ingold	MIA	2	2	100.0%
1t	Montgomery	DET	2	2	100.0%
1t	Achane	MIA	1	1	100.0%
1t	*Allen	NYJ	1	1	100.0%
1t	Burrow (QB)	CIN	1	1	100.0%
1t	*Daniels (QB)	WAS	1	1	100.0%
1t	Darnold (QB)	MIN	1	1	100.0%
1t	Dobbins	LAC	1	1	100.0%
1t	Dowdle	DAL	1	1	100.0%
1t	Gibbs	DET	1	1	100.0%
1t	Hill	BAL	1	1	100.0%
1t	Hill (QB)	NO	1	1	100.0%
1t	L. Jackson (QB)	BAL	1	1	100.0%
1t	A. Jones	MIN	1	1	100.0%
1t	Mixon	HOU	1	1	100.0%
1t	Moss	CIN	1	1	100.0%
1t	Prescott (QB)	DAL	1	1	100.0%
1t	Spears	TEN	1	1	100.0%
1t	Walker	SEA	1	1	100.0%
1t	Williams	NO	1	1	100.0%
1t	Williams	DEN	1	1	100.0%
1t	K. Williams	LAR	1	1	100.0%
24	Hurts (QB)	PHI	3	1	33.3%

2024 NATIONAL FOOTBALL LEAGUE

NFL LEADERS IN RECEPTIONS

RANK	PLAYER	TEAM	REC	YDS	AVG	LONG	TD
1	Kupp	LAR	14	110	7.9	21	1
2	Likely (TE)	BAL	9	111	12.3	49t	1
3t	Godwin	TB	8	83	10.4	24	1
3t	*Vele	DEN	8	39	4.9	9	0
5t	T. Hill	MIA	7	130	18.6	80t	1
5t	Rice	KC	7	103	14.7	33	0
5t	D. Smith	PHI	7	84	12.0	25	0
5t	Achane (RB)	MIA	7	76	10.9	39	0
9t	Collins	HOU	6	117	19.5	55	0
9t	Lazard	NYJ	6	89	14.8	36t	2
9t	Pickens	PIT	6	85	14.2	40	0
9t	Lockett	SEA	6	77	12.8	19	0
9t	White (RB)	TB	6	75	12.5	32	0
9t	Chase	CIN	6	62	10.3	28	0
9t	Wilson	NYJ	6	60	10.0	16	0
9t	*Bowers (TE)	LV	6	58	9.7	26	0
9t	Hill (RB)	BAL	6	52	8.7	18	0
9t	Dortch	ARI	6	47	7.8	14	0
9t	Robinson	NYG	6	44	7.3	15	0
9t	Flowers	BAL	6	37	6.2	19	0
9t	Diggs	HOU	6	33	5.5	10	2
9t	J. Ford (RB)	CLE	6	25	4.2	8	0
23t	J. Williams	DET	5	121	24.2	52t	1
23t	A. Brown	PHI	5	119	23.8	67t	1
23t	Waddle	MIA	5	109	21.8	63	0
23t	T. Johnson	LAR	5	79	15.8	63	0
23t	*Nabers	NYG	5	66	13.2	25	0
23t	Jennings	SF	5	64	12.8	22	0
23t	Evans	TB	5	61	12.2	24	2
23t	Lamb	DAL	5	61	12.2	34	0
23t	Adams	LV	5	59	11.8	23	0
23t	Samuel	SF	5	54	10.8	25	0
23t	Reynolds	DEN	5	45	9.0	25	0
23t	Robinson (RB)	ATL	5	43	8.6	14	0
23t	Hall (RB)	NYJ	5	39	7.8	13	0
23t	*McConkey	LAC	5	39	7.8	11	1
23t	D. Moore	CHI	5	36	7.2	13	0
23t	McBride (TE)	ARI	5	30	6.0	8	0
23t	Kamara (RB)	NO	5	27	5.4	18	0
23t	McLaughlin (RB)	DEN	5	1	0.2	3	0
41t	Reed	GB	4	138	34.5	70t	1
41t	Jefferson	MIN	4	59	14.8	44	1
41t	Ekeler (RB)	WAS	4	52	13.0	22	0
41t	McCloud	ATL	4	52	13.0	20	0
41t	*Coleman	BUF	4	51	12.8	28	0
41t	Doubs	GB	4	50	12.5	19	0
41t	Parkinson (TE)	LAR	4	47	11.8	20	0
41t	*B. Thomas	JAX	4	47	11.8	18	1
41t	LaPorta (TE)	DET	4	45	11.3	18	0
41t	Njoku (TE)	CLE	4	44	11.0	29	0
41t	Mattison (RB)	LV	4	43	10.8	31t	1
41t	Moreau (TE)	NO	4	43	10.8	22	1
41t	Robinson	LAR	4	42	10.5	14	0
41t	Cooks	DAL	4	40	10.0	21t	1
41t	Kittle (TE)	SF	4	40	10.0	26	0

2024 NATIONAL FOOTBALL LEAGUE

NFL LEADERS IN RECEPTIONS

RANK	PLAYER	TEAM	REC	YDS	AVG	LONG	TD
41t	Sutton	DEN	4	38	9.5	17	0
41t	*Legette	CAR	4	35	8.8	18	0
41t	Nacua	LAR	4	35	8.8	16	0
41t	Gibbs (RB)	DET	4	34	8.5	14	0
41t	Goedert (TE)	PHI	4	31	7.8	21	0
41t	Pittman	IND	4	31	7.8	13	0
41t	Allen	CHI	4	29	7.3	9	0
41t	Freiermuth (TE)	PIT	4	27	6.8	10	0
41t	Singleton (RB)	NYG	4	15	3.8	12	0
41t	Spears (RB)	TEN	4	11	2.8	5	0

2024 NATIONAL FOOTBALL LEAGUE

NFL RECEIVING YARDAGE LEADERS

RANK	PLAYER	TEAM	YDS	REC	AVG	LONG	TD
1	Reed	GB	138	4	34.5	70t	1
2	T. Hill	MIA	130	7	18.6	80t	1
3	Pierce	IND	125	3	41.7	60t	1
4	J. Williams	DET	121	5	24.2	52t	1
5	A. Brown	PHI	119	5	23.8	67t	1
6	Collins	HOU	117	6	19.5	55	0
7	Likely (TE)	BAL	111	9	12.3	49t	1
8	Kupp	LAR	110	14	7.9	21	1
9	Waddle	MIA	109	5	21.8	63	0
10	Rice	KC	103	7	14.7	33	0
11	Lazard	NYJ	89	6	14.8	36t	2
12	Pickens	PIT	85	6	14.2	40	0
13	D. Smith	PHI	84	7	12.0	25	0
14	Godwin	TB	83	8	10.4	24	1
15	T. Johnson	LAR	79	5	15.8	63	0
16	Lockett	SEA	77	6	12.8	19	0
17	Achane (RB)	MIA	76	7	10.9	39	0
18	White (RB)	TB	75	6	12.5	32	0
19	Shaheed	NO	73	3	24.3	59t	1
20	*Nabers	NYG	66	5	13.2	25	0
21	Jennings	SF	64	5	12.8	22	0
22t	Chase	CIN	62	6	10.3	28	0
22t	Davis	JAX	62	3	20.7	22	0
24t	Evans	TB	61	5	12.2	24	2
24t	Lamb	DAL	61	5	12.2	34	0
24t	Meyers	LV	61	3	20.3	33	0
27	Wilson	NYJ	60	6	10.0	16	0
28t	Adams	LV	59	5	11.8	23	0
28t	Jefferson	MIN	59	4	14.8	44	1
30	*Bowers (TE)	LV	58	6	9.7	26	0
31t	Dulin	IND	54	1	54.0	54t	1
31t	Samuel	SF	54	5	10.8	25	0
33	Bateman	BAL	53	2	26.5	38	0
34t	Ekeler (RB)	WAS	52	4	13.0	22	0
34t	Hill (RB)	BAL	52	6	8.7	18	0
34t	McCloud	ATL	52	4	13.0	20	0
37	*Coleman	BUF	51	4	12.8	28	0
38t	Doubs	GB	50	4	12.5	19	0
38t	Ridley	TEN	50	3	16.7	22	0
40t	Robinson (RB)	WAS	49	3	16.3	32	0
40t	Thielen	CAR	49	3	16.3	32	0
42t	Dortch	ARI	47	6	7.8	14	0
42t	Parkinson (TE)	LAR	47	4	11.8	20	0
42t	*B. Thomas	JAX	47	4	11.8	18	1
42t	*Worthy	KC	47	2	23.5	35t	1
46t	LaPorta (TE)	DET	45	4	11.3	18	0
46t	Reynolds	DEN	45	5	9.0	25	0
48t	Njoku (TE)	CLE	44	4	11.0	29	0
48t	Robinson	NYG	44	6	7.3	15	0
50t	Mattison (RB)	LV	43	4	10.8	31t	1
50t	Moreau (TE)	NO	43	4	10.8	22	1
50t	Robinson (RB)	ATL	43	5	8.6	14	0

2024 NATIONAL FOOTBALL LEAGUE

NFL THIRD-DOWN RECEIVING LEADERS

RANK	PLAYER	TEAM	REC	YDS	AVG	LONG	TD
1	Godwin	TB	5	63	12.6	24	0
2	Robinson	NYG	4	37	9.3	15	0
3t	Collins	HOU	3	47	15.7	19	0
3t	Wilson	NYJ	3	38	12.7	16	0
3t	Hill (RB)	BAL	3	36	12.0	18	0
3t	Dortch	ARI	3	34	11.3	14	0
3t	T. Hill	MIA	3	30	10.0	10	0
8t	Reed	GB	2	96	48.0	70t	1
8t	*Nabers	NYG	2	50	25.0	25	0
8t	Lazard	NYJ	2	40	20.0	36t	1
8t	Kelce (TE)	KC	2	33	16.5	23	0
8t	Shakir	BUF	2	31	15.5	19	0
8t	Reynolds	DEN	2	30	15.0	25	0
8t	Adams	LV	2	29	14.5	18	0
8t	Aiyuk	SF	2	28	14.0	14	0
8t	A. Brown	PHI	2	28	14.0	20	0
8t	Lockett	SEA	2	28	14.0	19	0
8t	Demercado (RB)	ARI	2	26	13.0	24	0
8t	Evans	TB	2	25	12.5	24	1
8t	Tucker	LV	2	22	11.0	14	0
8t	Cooks	DAL	2	20	10.0	21t	1
8t	Diggs	HOU	2	19	9.5	10	1
8t	Hudson (TE)	CIN	2	18	9.0	13	0
8t	Mundt (TE)	MIN	2	15	7.5	9	0
8t	Palmer	LAC	2	15	7.5	11	0
8t	Pickens	PIT	2	15	7.5	12	0
8t	*McConkey	LAC	2	14	7.0	10t	1
8t	Osborn	NE	2	14	7.0	9	0
8t	Jennings	SF	2	13	6.5	8	0
8t	Douglas	NE	2	12	6.0	9	0
8t	Dulcich (TE)	DEN	2	12	6.0	7	0
8t	Robinson (RB)	ATL	2	12	6.0	7	0
8t	Kupp	LAR	2	11	5.5	13	0
8t	D. Moore	CHI	2	11	5.5	12	0
8t	Mattison (RB)	LV	2	9	4.5	6	0
8t	Spears (RB)	TEN	2	4	2.0	2	0
8t	McLaughlin (RB)	DEN	2	2	1.0	1	0
38t	Shaheed	NO	1	59	59.0	59t	1
38t	Pierce	IND	1	57	57.0	57	0
38t	J. Williams	DET	1	52	52.0	52t	1
38t	Achane (RB)	MIA	1	39	39.0	39	0
38t	*McMillan	TB	1	32	32.0	32t	1
38t	Kirk	JAX	1	30	30.0	30	0
38t	Cook (RB)	BUF	1	25	25.0	25	0
38t	Ridley	TEN	1	22	22.0	22	0
38t	Goedert (TE)	PHI	1	21	21.0	21	0
38t	Waddle	MIA	1	20	20.0	20	0
38t	Doubs	GB	1	19	19.0	19	0
38t	Flowers	BAL	1	19	19.0	19	0
38t	Sutton	DEN	1	17	17.0	17	0
38t	Rice	KC	1	16	16.0	16	0
38t	Jeudy	CLE	1	15	15.0	15	0
38t	Mooney	ATL	1	15	15.0	15	0
38t	Parkinson (TE)	LAR	1	15	15.0	15	0
38t	Samuel	SF	1	15	15.0	15	0

2024 NATIONAL FOOTBALL LEAGUE

NFL THIRD-DOWN RECEIVING LEADERS

RANK	PLAYER	TEAM	REC	YDS	AVG	LONG	TD
38t	Thielen	CAR	1	14	14.0	14	0
38t	*B. Thomas	JAX	1	14	14.0	14t	1
38t	T. Johnson	LAR	1	13	13.0	13	0
38t	Johnston	LAC	1	13	13.0	13	0
38t	Robinson (RB)	WAS	1	13	13.0	13	0
38t	Ekeler (RB)	WAS	1	12	12.0	12	0
38t	Iosivas	CIN	1	12	12.0	12	0
38t	Dell	HOU	1	11	11.0	11	0
38t	Hollins	BUF	1	11	11.0	11t	1
38t	Chandler (RB)	MIN	1	10	10.0	10	0
38t	Cooper	CLE	1	10	10.0	10	0
38t	Henry (TE)	NE	1	9	9.0	9	0
38t	Jacobs (RB)	GB	1	9	9.0	9	0
38t	Turner	LV	1	9	9.0	9	0
38t	Warren (RB)	PIT	1	9	9.0	9	0
38t	J. Ford (RB)	CLE	1	8	8.0	8	0
38t	Freiermuth (TE)	PIT	1	8	8.0	8	0
38t	Ham (FB)	MIN	1	8	8.0	8	0
38t	*McCaffrey	WAS	1	8	8.0	8	0
38t	Pitts (TE)	ATL	1	8	8.0	8	0
38t	Slayton	NYG	1	8	8.0	8	0
38t	Akins (TE)	CLE	1	7	7.0	7	0
38t	Chase	CIN	1	7	7.0	7	0
38t	Ferguson (TE)	DAL	1	7	7.0	7	0
38t	Gesicki (TE)	CIN	1	7	7.0	7	0
38t	Njoku (TE)	CLE	1	7	7.0	7	0
38t	Addison	MIN	1	6	6.0	6	0
38t	Metcalf	SEA	1	6	6.0	6	0
38t	Nacua	LAR	1	6	6.0	6	0
38t	Robinson	LAR	1	6	6.0	6	0
38t	*Tipton	NO	1	6	6.0	6	0
38t	Mason (RB)	SF	1	5	5.0	5	0
38t	Moss (RB)	CIN	1	5	5.0	5	0
38t	Mi. Wilson	ARI	1	5	5.0	5t	1
38t	LaPorta (TE)	DET	1	4	4.0	4	0
38t	*Vele	DEN	1	4	4.0	4	0
38t	Woerner (TE)	ATL	1	4	4.0	4	0
38t	Andrews (TE)	BAL	1	3	3.0	3	0
38t	Burton (FB)	DEN	1	3	3.0	3	0
38t	Lamb	DAL	1	3	3.0	3	0
38t	Mayer (TE)	LV	1	3	3.0	3	0
38t	Moore	CLE	1	3	3.0	3	0
38t	Mostert (RB)	MIA	1	3	3.0	3	0
38t	Ogunbowale (RB)	HOU	1	3	3.0	3	0
38t	Stevenson (RB)	NE	1	3	3.0	3	0
38t	Mahomes (QB)	KC	1	2	2.0	2	0
38t	Jefferson	PIT	1	1	1.0	1	0
38t	Dobbins (RB)	LAC	1	0	0.0	0	0
38t	Elliott (RB)	DAL	1	0	0.0	0	0
38t	Charbonnet (RB)	SEA	1	-1	(1.0)	-1	0
38t	Everett (TE)	CHI	1	-1	(1.0)	-1	0
38t	Okonkwo (TE)	TEN	1	-2	(2.0)	-2	0

2024 NATIONAL FOOTBALL LEAGUE

NFL LEADING SCORERS (NON-KICKING)

RANK	PLAYER	TEAM	POS	TOUCHDOWNS				X2	PTS
				TOTAL	RUSH	REC	RET		
1	Barkley	PHI	RB	3	2	1	0	0	18
2t	Allen	BUF	QB	2	2	0	0	0	12
2t	*Daniels	WAS	QB	2	2	0	0	0	12
2t	Diggs	HOU	WR	2	0	2	0	0	12
2t	Evans	TB	WR	2	0	2	0	0	12
2t	Lazard	NYJ	WR	2	0	2	0	0	12
2t	Reed	GB	WR	2	1	1	0	0	12
2t	*Worthy	KC	WR	2	1	1	0	0	12
9	Conner	ARI	RB	1	1	0	0	1	8
10t	Achane	MIA	RB	1	1	0	0	0	6
10t	A. Brown	PHI	WR	1	0	1	0	0	6
10t	Charbonnet	SEA	RB	1	0	1	0	0	6
10t	Cooks	DAL	WR	1	0	1	0	0	6
10t	Dallas	ARI	RB	1	0	0	1	0	6
10t	Dobbins	LAC	RB	1	1	0	0	0	6
10t	Dulin	IND	WR	1	0	1	0	0	6
10t	Elliott	DAL	RB	1	1	0	0	0	6
10t	Etienne	JAX	RB	1	1	0	0	0	6
10t	J. Ford	CLE	RB	1	1	0	0	0	6
10t	Gibbs	DET	RB	1	1	0	0	0	6
10t	Godwin	TB	WR	1	0	1	0	0	6
10t	Hall	NYJ	RB	1	1	0	0	0	6
10t	Henry	BAL	RB	1	1	0	0	0	6
10t	T. Hill	MIA	WR	1	0	1	0	0	6
10t	Hollins	BUF	WR	1	0	1	0	0	6
10t	Jefferson	MIN	WR	1	0	1	0	0	6
10t	Jeudy	CLE	WR	1	0	1	0	0	6
10t	Johnson	NO	TE	1	0	1	0	0	6
10t	A. Jones	MIN	RB	1	1	0	0	0	6
10t	Kamara	NO	RB	1	1	0	0	0	6
10t	Kupp	LAR	WR	1	0	1	0	0	6
10t	Likely	BAL	TE	1	0	1	0	0	6
10t	Mason	SF	RB	1	1	0	0	0	6
10t	Mattison	LV	RB	1	0	1	0	0	6
10t	*McConkey	LAC	WR	1	0	1	0	0	6
10t	*McMillan	TB	WR	1	0	1	0	0	6
10t	Mixon	HOU	RB	1	1	0	0	0	6
10t	Montgomery	DET	RB	1	1	0	0	0	6
10t	Moreau	NO	TE	1	0	1	0	0	6
10t	Moss	CIN	RB	1	1	0	0	0	6
10t	Nailor	MIN	WR	1	0	1	0	0	6
10t	*Nix	DEN	QB	1	1	0	0	0	6
10t	Okonkwo	TEN	TE	1	0	1	0	0	6
10t	Owens	CHI	DB	1	0	0	1	0	6
10t	Pacheco	KC	RB	1	1	0	0	0	6
10t	Pierce	IND	WR	1	0	1	0	0	6

2024 NATIONAL FOOTBALL LEAGUE

NFL LEADING SCORERS (NON-KICKING)

RANK	PLAYER	TEAM	POS	TOUCHDOWNS				X2	PTS
				TOTAL	RUSH	REC	RET		
10t	Pitts	ATL	TE	1	0	1	0	0	6
10t	Pollard	TEN	RB	1	1	0	0	0	6
10t	Richardson	IND	QB	1	1	0	0	0	6
10t	Robinson	WAS	RB	1	1	0	0	0	6
10t	Samuel	SF	WR	1	1	0	0	0	6
10t	Shaheed	NO	WR	1	0	1	0	0	6
10t	Shakir	BUF	WR	1	0	1	0	0	6
10t	G. Smith	SEA	QB	1	1	0	0	0	6
10t	Stevenson	NE	RB	1	1	0	0	0	6
10t	Stevenson	CHI	CB	1	0	0	1	0	6
10t	Taylor	IND	RB	1	1	0	0	0	6
10t	*B. Thomas	JAX	WR	1	0	1	0	0	6
10t	Turpin	DAL	WR	1	0	0	1	0	6
10t	Van Ginkel	MIN	OLB	1	0	0	1	0	6
10t	Walker	SEA	RB	1	1	0	0	0	6
10t	Watson	GB	WR	1	0	1	0	0	6
10t	Williams	NO	RB	1	1	0	0	0	6
10t	J. Williams	DET	WR	1	0	1	0	0	6
10t	K. Williams	LAR	RB	1	1	0	0	0	6
10t	Mi. Wilson	ARI	WR	1	0	1	0	0	6
10t	Young	CAR	QB	1	1	0	0	0	6

2024 NATIONAL FOOTBALL LEAGUE

NFL LEADING SCORERS (KICKING)

RANK	PLAYER	TEAM	PAT	FG	FG%	LONG	PTS
1	Moody	SF	2/2	6/6	100.0%	53	20
2	Boswell	PIT	0/0	6/6	100.0%	57	18
3	Grupe	NO	5/5	4/4	100.0%	57	17
4	Aubrey	DAL	3/3	4/4	100.0%	57	15
5	McLaughlin	TB	4/4	3/3	100.0%	56	13
6t	Fairbairn	HOU	2/2	3/3	100.0%	51	11
6t	*Narveson	GB	2/2	3/4	75.0%	31	11
8t	Bass	BUF	4/4	2/2	100.0%	39	10
8t	Dicker	LAC	1/1	3/3	100.0%	53	10
8t	Elliott	PHI	4/4	2/2	100.0%	38	10
8t	Lutz	DEN	1/1	3/3	100.0%	45	10
8t	Santos	CHI	1/1	3/3	100.0%	50	10
8t	Slye	NE	1/1	3/3	100.0%	37	10
14	Butker	KC	3/3	2/2	100.0%	32	9
15t	Bates	DET	2/2	2/2	100.0%	32	8
15t	*Karty	LAR	2/2	2/2	100.0%	41	8
15t	Myers	SEA	2/2	2/2	100.0%	50	8
15t	Prater	ARI	2/2	2/2	100.0%	31	8
15t	Sanders	MIA	2/2	2/3	66.7%	52	8
15t	Tucker	BAL	2/2	2/3	66.7%	32	8
21	Gano	NYG	0/0	2/2	100.0%	50	6
22t	Folk	TEN	2/2	1/1	100.0%	40	5
22t	Hopkins	CLE	2/2	1/1	100.0%	51	5
22t	*C. Little	JAX	2/2	1/1	100.0%	53	5
25t	Carlson	LV	1/1	1/2	50.0%	32	4
25t	Koo	ATL	1/1	1/1	100.0%	24	4
25t	McPherson	CIN	1/1	1/1	100.0%	51	4
25t	Pineiro	CAR	1/1	1/1	100.0%	43	4
25t	*Reichard	MIN	4/4	0/0	---	---	4
30	*Shrader	IND	3/3	0/0	---	---	3
31	York	WAS	2/2	0/2	0.0%	---	2
32	Zuerlein	NYJ	1/1	0/0	---	---	1

2024 NATIONAL FOOTBALL LEAGUE

2024 NATIONAL FOOTBALL LEAGUE

NFL TOUCHBACKS ON KICKOFFS

RANK	PLAYER	TEAM	TB
1t	Butker	KC	6
1t	Camarda	TB	6
1t	Evans	LAR	6
1t	Moody	SF	6
5t	Dicker	LAC	5
5t	Mann	PHI	5
5t	Myers	SEA	5
5t	Narveson	GB	5
5t	Shrader	IND	5
10t	Aubrey	DAL	4
10t	Bates	DET	4
10t	Boswell	PIT	4
10t	Prater	ARI	4
10t	Reichard	MIN	4
10t	Slye	NE	4
10t	Zuerlein	NYJ	4
17t	Bass	BUF	3
17t	Fairbairn	HOU	3
17t	Gano	NYG	3
17t	Hopkins	CLE	3
17t	C. Little	JAX	3
17t	Pinion	ATL	3
17t	Tucker	BAL	3
24t	Carlson	LV	2
24t	Folk	TEN	2
24t	Lutz	DEN	2
24t	McPherson	CIN	2
24t	Sanders	MIA	2
29t	Grupe	NO	1
29t	Santos	CHI	1
29t	York	WAS	1

2024 NATIONAL FOOTBALL LEAGUE

NFL MOST YARDS FROM SCRIMMAGE

RANK	PLAYER	TEAM	POS	TOTAL			RUSHING			RECEIVING		
				YDS	PLAYS	AVG	YDS	ATT	AVG	YDS	ATT	AVG
1	Mixon	HOU	RB	178	33	5.4	159	30	5.3	19	3	6.3
2	Reed	GB	WR	171	5	34.2	33	1	33.0	138	4	34.5
3	Mason	SF	RB	152	29	5.2	147	28	5.3	5	1	5.0
4	Dobbins	LAC	RB	139	13	10.7	135	10	13.5	4	3	1.3
5	J. Williams	DET	WR	134	6	22.3	13	1	13.0	121	5	24.2
6	Barkley	PHI	RB	132	26	5.1	109	24	4.5	23	2	11.5
7	T. Hill	MIA	WR	130	7	18.6	0	0	---	130	7	18.6
8	Stevenson	NE	RB	126	28	4.5	120	25	4.8	6	3	2.0
9	Pierce	IND	WR	125	3	41.7	0	0	---	125	3	41.7
10	L. Jackson	BAL	QB	122	16	7.6	122	16	7.6	0	0	---
11	Kupp	LAR	WR	120	16	7.5	10	2	5.0	110	14	7.9
12	A. Brown	PHI	WR	119	5	23.8	0	0	---	119	5	23.8
13	Collins	HOU	WR	117	6	19.5	0	0	---	117	6	19.5
14	Waddle	MIA	WR	112	6	18.7	3	1	3.0	109	5	21.8
15t	Likely	BAL	TE	111	9	12.3	0	0	---	111	9	12.3
15t	Robinson	ATL	RB	111	23	4.8	68	18	3.8	43	5	8.6
17	Kamara	NO	RB	110	20	5.5	83	15	5.5	27	5	5.4
18t	A. Jones	MIN	RB	109	16	6.8	94	14	6.7	15	2	7.5
18t	Walker	SEA	RB	109	22	5.0	103	20	5.2	6	2	3.0
20	White	TB	RB	106	21	5.0	31	15	2.1	75	6	12.5
21	Jacobs	GB	RB	104	18	5.8	84	16	5.3	20	2	10.0
22t	Cook	BUF	RB	103	22	4.7	71	19	3.7	32	3	10.7
22t	Rice	KC	WR	103	7	14.7	0	0	---	103	7	14.7
24	Achane	MIA	RB	100	17	5.9	24	10	2.4	76	7	10.9
25	Pollard	TEN	RB	94	19	4.9	82	16	5.1	12	3	4.0
26t	Hall	NYJ	RB	93	21	4.4	54	16	3.4	39	5	7.8
26t	Montgomery	DET	RB	93	18	5.2	91	17	5.4	2	1	2.0
28t	Lazard	NYJ	WR	89	6	14.8	0	0	---	89	6	14.8
28t	Robinson	WAS	RB	89	15	5.9	40	12	3.3	49	3	16.3
30	*Daniels	WAS	QB	88	16	5.5	88	16	5.5	0	0	---
31	Lamb	DAL	WR	86	8	10.8	25	3	8.3	61	5	12.2
32	D. Smith	PHI	WR	84	7	12.0	0	0	---	84	7	12.0
33t	Conner	ARI	RB	83	19	4.4	50	16	3.1	33	3	11.0
33t	Godwin	TB	WR	83	8	10.4	0	0	---	83	8	10.4
35t	Harris	PIT	RB	79	21	3.8	70	20	3.5	9	1	9.0
35t	T. Johnson	LAR	WR	79	5	15.8	0	0	---	79	5	15.8
37	Pacheco	KC	RB	78	17	4.6	45	15	3.0	33	2	16.5
38t	Lockett	SEA	WR	77	6	12.8	0	0	---	77	6	12.8
38t	Samuel	SF	WR	77	13	5.9	23	8	2.9	54	5	10.8
40	*Irving	TB	RB	76	11	6.9	62	9	6.9	14	2	7.0
41	Pickens	PIT	WR	75	7	10.7	-10	1	-10.0	85	6	14.2
42	Gibbs	DET	RB	74	15	4.9	40	11	3.6	34	4	8.5
43t	Bigsby	JAX	RB	73	12	6.1	73	12	6.1	0	0	---
43t	Shaheed	NO	WR	73	3	24.3	0	0	---	73	3	24.3
45	J. Ford	CLE	RB	69	18	3.8	44	12	3.7	25	6	4.2
46	*Worthy	KC	WR	68	3	22.7	21	1	21.0	47	2	23.5
47	*Nabers	NYG	WR	66	5	13.2	0	0	---	66	5	13.2
48t	Jennings	SF	WR	64	5	12.8	0	0	---	64	5	12.8
48t	Meyers	LV	WR	64	4	16.0	3	1	3.0	61	3	20.3
50t	Chase	CIN	WR	62	6	10.3	0	0	---	62	6	10.3
50t	Davis	JAX	WR	62	3	20.7	0	0	---	62	3	20.7
50t	Ekeler	WAS	RB	62	6	10.3	10	2	5.0	52	4	13.0
50t	Mattison	LV	RB	62	9	6.9	19	5	3.8	43	4	10.8

2024 NATIONAL FOOTBALL LEAGUE

NFL LEADERS IN FIRST DOWNS

RANK	PLAYER	TEAM	POS	TOTAL	RUSH	REC
1	Mixon	HOU	RB	10	9	1
2	Mason	SF	RB	9	8	1
3t	*Daniels	WAS	QB	8	8	0
3t	Robinson	ATL	RB	8	5	3
3t	Stevenson	NE	RB	8	8	0
6t	Barkley	PHI	RB	7	6	1
6t	Godwin	TB	WR	7	0	7
6t	L. Jackson	BAL	QB	7	7	0
6t	Kupp	LAR	WR	7	1	6
10t	Collins	HOU	WR	6	0	6
10t	A. Jones	MIN	RB	6	6	0
10t	Lazard	NYJ	WR	6	0	6
10t	Montgomery	DET	RB	6	6	0
14t	A. Brown	PHI	WR	5	0	5
14t	Fields	PIT	QB	5	5	0
14t	Gibbs	DET	RB	5	3	2
14t	Henry	BAL	RB	5	5	0
14t	Jacobs	GB	RB	5	4	1
14t	Kamara	NO	RB	5	5	0
14t	Likely	BAL	TE	5	0	5
14t	Lockett	SEA	WR	5	0	5
14t	Moss	CIN	RB	5	4	1
14t	Pollard	TEN	RB	5	5	0
14t	Rice	KC	WR	5	0	5
14t	Richardson	IND	QB	5	5	0
14t	D. Smith	PHI	WR	5	0	5
14t	Walker	SEA	RB	5	4	1
14t	K. Williams	LAR	RB	5	5	0
29t	Allen	BUF	QB	4	4	0
29t	Conner	ARI	RB	4	3	1
29t	Cook	BUF	RB	4	3	1
29t	Dobbins	LAC	RB	4	4	0
29t	Dortch	ARI	WR	4	0	4
29t	Etienne	JAX	RB	4	3	1
29t	Evans	TB	WR	4	0	4
29t	Hall	NYJ	RB	4	2	2
29t	Hill	NO	QB-TE	4	4	0
29t	T. Hill	MIA	WR	4	0	4
29t	Jennings	SF	WR	4	0	4
29t	Lamb	DAL	WR	4	2	2
29t	Pacheco	KC	RB	4	2	2
29t	Pickens	PIT	WR	4	0	4
29t	Reed	GB	WR	4	1	3
29t	Robinson	WAS	RB	4	3	1
29t	Samuel	SF	WR	4	1	3
29t	Taylor	IND	RB	4	4	0
29t	Waddle	MIA	WR	4	0	4
29t	Williams	NO	RB	4	3	1
29t	J. Williams	DET	WR	4	1	3
50t	Achane	MIA	RB	3	1	2
50t	Adams	LV	WR	3	0	3
50t	*Bowers	LV	TE	3	0	3
50t	Brissett	NE	QB	3	3	0
50t	Chase	CIN	WR	3	0	3
50t	Davis	JAX	WR	3	0	3

2024 NATIONAL FOOTBALL LEAGUE

NFL LEADERS IN FIRST DOWNS

RANK	PLAYER	TEAM	POS	TOTAL	RUSH	REC
50t	Dell	HOU	WR	3	1	2
50t	Diggs	HOU	WR	3	0	3
50t	Ekeler	WAS	RB	3	1	2
50t	Elliott	DAL	RB	3	2	1
50t	Harris	PIT	RB	3	3	0
50t	Hill	BAL	RB	3	1	2
50t	D. Moore	CHI	WR	3	1	2
50t	K. Murray	ARI	QB	3	3	0
50t	*Nix	DEN	QB	3	3	0
50t	Parkinson	LAR	TE	3	0	3
50t	Reynolds	DEN	WR	3	0	3
50t	Robinson	LAR	WR	3	0	3
50t	Robinson	NYG	WR	3	1	2
50t	Spears	TEN	RB	3	2	1
50t	*B. Thomas	JAX	WR	3	0	3
50t	White	TB	RB	3	1	2
50t	Em. Wilson	GB	RB	3	2	1
50t	Wilson	NYJ	WR	3	0	3
50t	*Worthy	KC	WR	3	1	2

2024 NATIONAL FOOTBALL LEAGUE

NFL PUNTING YARDS LEADERS

RANK	PLAYER	TEAM	POS	PUNTS	YARDS	LONG	AVG	TB	BLK	DWN	OB	RETURNS		IN20	NET AVG
												TOT	YDS		
1	*Rehkw	CIN	P	4	258	80	64.5	2	0	0	0	1	10	1	52.0
2	Fox	DET	P	4	230	67	57.5	2	0	0	0	1	0	2	47.5
3	Stonehouse	TEN	P	5	268	59	53.6	0	1	0	0	5	64	1	34.0
4	Morstead	NYJ	P	3	160	60	53.3	0	0	0	0	2	15	2	48.3
5	Cole	LV	P	5	265	62	53.0	1	0	0	0	1	9	3	47.2
6	Pinion	ATL	P	4	210	59	52.5	0	0	0	0	4	47	0	40.8
7	Cooke	JAX	P	6	311	67	51.8	0	0	0	1	3	13	3	49.7
8	Johnston	PIT	P	2	103	58	51.5	0	0	0	0	1	28	1	37.5
9	Bojorquez	CLE	P	7	357	62	51.0	0	0	1	1	5	96	1	37.3
10	Sanchez	IND	P	3	152	58	50.7	0	0	1	0	0	0	3	50.7
11	Mann	PHI	P	2	101	54	50.5	0	0	0	0	0	0	1	50.5
12	Baringer	NE	P	5	250	56	50.0	0	0	0	0	4	22	3	45.6
13	Bailey	MIA	P	4	198	57	49.5	0	0	0	2	1	3	3	48.8
14	Anger	DAL	P	6	294	59	49.0	0	0	0	1	5	72	0	37.0
15	Dixon	DEN	P	8	389	65	48.6	1	0	2	1	1	0	4	46.1
16	Dickson	SEA	P	5	241	52	48.2	0	0	0	0	5	47	0	38.8
17	Araiza	KC	P	3	144	56	48.0	2	0	0	0	1	3	1	33.7
18	Scott	LAC	P	7	332	56	47.4	2	0	0	1	2	28	1	37.7
19	Evans	LAR	P	3	141	50	47.0	0	0	0	0	3	18	0	41.0
20t	Gillan	NYG	P	6	278	55	46.3	0	0	2	3	1	1	4	46.2
20t	Way	WAS	P	3	139	54	46.3	0	0	1	1	1	15	1	41.3
22	*T. Taylor	CHI	P	6	270	60	45.0	1	0	0	0	4	30	3	36.7
23	Martin	BUF	P	2	85	51	42.5	0	0	1	0	1	6	1	39.5
24	R. Wright	MIN	P	4	168	48	42.0	0	0	1	1	1	0	3	42.0
25	Gillikin	ARI	P	2	78	50	39.0	0	0	0	1	1	7	0	35.5
26	Hekker	CAR	P	5	191	53	38.2	0	0	1	0	4	60	0	26.2
27	Stout	BAL	P	2	75	40	37.5	0	0	0	0	0	0	2	37.5
28	Whelan	GB	P	2	74	41	37.0	0	0	0	1	0	0	1	37.0
29	*Hayball	NO	P	2	73	38	36.5	0	0	1	1	0	0	1	36.5

2024 NATIONAL FOOTBALL LEAGUE

NFL NET PUNTING YARDS LEADERS

RANK	PLAYER	TEAM	POS	PUNTS	YARDS	LONG	AVG	TB	BLK	DWN	OB	RETURNS		IN20	NET AVG
												TOT	YDS		
1	*Rehkw	CIN	P	4	258	80	64.5	2	0	0	0	1	10	1	52.0
2	Sanchez	IND	P	3	152	58	50.7	0	0	1	0	0	0	3	50.7
3	Mann	PHI	P	2	101	54	50.5	0	0	0	0	0	0	1	50.5
4	Cooke	JAX	P	6	311	67	51.8	0	0	0	1	3	13	3	49.7
5	Bailey	MIA	P	4	198	57	49.5	0	0	0	2	1	3	3	48.8
6	Morstead	NYJ	P	3	160	60	53.3	0	0	0	0	2	15	2	48.3
7	Fox	DET	P	4	230	67	57.5	2	0	0	0	1	0	2	47.5
8	Cole	LV	P	5	265	62	53.0	1	0	0	0	1	9	3	47.2
9	Gillan	NYG	P	6	278	55	46.3	0	0	2	3	1	1	4	46.2
10	Dixon	DEN	P	8	389	65	48.6	1	0	2	1	1	0	4	46.1
11	Baringer	NE	P	5	250	56	50.0	0	0	0	0	4	22	3	45.6
12	R. Wright	MIN	P	4	168	48	42.0	0	0	1	1	1	0	3	42.0
13	Way	WAS	P	3	139	54	46.3	0	0	1	1	1	15	1	41.3
14	Evans	LAR	P	3	141	50	47.0	0	0	0	0	3	18	0	41.0
15	Pinion	ATL	P	4	210	59	52.5	0	0	0	0	4	47	0	40.8
16	Martin	BUF	P	2	85	51	42.5	0	0	1	0	1	6	1	39.5
17	Dickson	SEA	P	5	241	52	48.2	0	0	0	0	5	47	0	38.8
18	Scott	LAC	P	7	332	56	47.4	2	0	0	1	2	28	1	37.7
19t	Johnston	PIT	P	2	103	58	51.5	0	0	0	0	1	28	1	37.5
19t	Stout	BAL	P	2	75	40	37.5	0	0	0	0	0	0	2	37.5
21	Bojorquez	CLE	P	7	357	62	51.0	0	0	1	1	5	96	1	37.3
22t	Anger	DAL	P	6	294	59	49.0	0	0	0	1	5	72	0	37.0
22t	Whelan	GB	P	2	74	41	37.0	0	0	0	1	0	0	1	37.0
24	*T. Taylor	CHI	P	6	270	60	45.0	1	0	0	0	4	30	3	36.7
25	*Hayball	NO	P	2	73	38	36.5	0	0	1	1	0	0	1	36.5
26	Gillikin	ARI	P	2	78	50	39.0	0	0	0	1	1	7	0	35.5
27	Stonehouse	TEN	P	5	268	59	53.6	0	1	0	0	5	64	1	34.0
28	Araiza	KC	P	3	144	56	48.0	2	0	0	0	1	3	1	33.7
29	Townsend	HOU	P	1	56	56	56.0	0	1	0	0	0	0	0	28.0
30	Hekker	CAR	P	5	191	53	38.2	0	0	1	0	4	60	0	26.2

2024 NATIONAL FOOTBALL LEAGUE

2024 NATIONAL FOOTBALL LEAGUE

NFL PUNT RETURN LEADERS

RANK	PLAYER	TEAM	POS	RET	FC	YDS	AVG	LONG	TD
1	Shaheed	NO	WR	3	0	60	20.0	47	0
2	Turpin	DAL	WR	5	0	96	19.2	60t	1
3	Darden	CLE	WR	5	0	72	14.4	28	0
4t	Tucker	LV	WR	2	2	28	14.0	21	0
4t	Williams	ATL	RB	2	1	28	14.0	28	0
6	Carter	CHI	WR	5	0	64	12.8	20	0
7	Austin	PIT	WR	4	0	47	11.8	16	0
8	Mims	DEN	WR	5	0	47	9.4	18	0
9t	*Cowing	SF	WR	2	1	15	7.5	8	0
9t	*Jackson	TEN	WR	4	1	30	7.5	12	0
11	Raymond	DET	WR	3	0	18	6.0	11	0
12	Jones	CIN	WR	4	1	22	5.5	10	0
13	Berrios	MIA	WR	2	2	2	1.0	7	0

2024 NATIONAL FOOTBALL LEAGUE

NFL KICKOFF RETURN LEADERS

RANK	PLAYER	TEAM	POS	RET	YDS	AVG	LONG	TD
1	Dallas	ARI	RB	3	123	41.0	96t	1
2	McCloud	ATL	WR	2	56	28.0	29	0
3	*Gould	IND	WR	4	109	27.3	32	0
4	Gipson	NYJ	WR	3	77	25.7	28	0
5	Blackshear	CAR	RB	8	204	25.5	31	0
6	*Jackson	TEN	WR	5	127	25.4	30	0
7	Shenault	SEA	WR	3	74	24.7	31	0
8	Darden	CLE	WR	4	97	24.3	28	0
9	Ekeler	WAS	RB	2	48	24.0	24	0
10	Mims	DEN	WR	3	69	23.0	26	0
11	Washington	JAX	WR	2	44	22.0	24	0
12	Gainwell	PHI	RB	2	38	19.0	29	0

2024 NATIONAL FOOTBALL LEAGUE

2024 NATIONAL FOOTBALL LEAGUE

NFL INTERCEPTION LEADERS

RANK	PLAYER	TEAM	POS	INT	YARDS	AVG	LONG	TD
1t	Alexander	GB	CB	1	17	17.0	17	0
1t	Blankenship	PHI	SAF	1	1	1.0	1	0
1t	*Bullock	HOU	SAF	1	0	0.0	0	0
1t	Diggs	DAL	CB	1	1	1.0	1	0
1t	D. Elliott	PIT	DB	1	0	0.0	0	0
1t	Flannigan-Fowles	SF	LB	1	0	0.0	0	0
1t	Ford	LAC	DT	1	3	3.0	3	0
1t	Harris	NO	DB	1	7	7.0	7	0
1t	Howden	NO	SAF	1	-5	-5.0	-5	0
1t	Jackson	PIT	CB	1	49	49.0	49	0
1t	J. Johnson	CHI	CB	1	9	9.0	9	0
1t	J. Johnson	LAR	SS	1	0	0.0	0	0
1t	K. Joseph	DET	DB	1	0	0.0	0	0
1t	Kendricks	DAL	MLB	1	8	8.0	8	0
1t	Love	SEA	SS	1	0	0.0	0	0
1t	McKinney	GB	SAF	1	17	17.0	17	0
1t	*Muasau	NYG	LB	1	1	1.0	1	0
1t	Singleton	DEN	LB	1	21	21.0	21	0
1t	Smith	MIN	FS	1	0	0.0	0	0
1t	Smith	BAL	ILB	1	0	0.0	0	0
1t	Stevenson	CHI	CB	1	43	43.0	43t	1
1t	Van Ginkel	MIN	OLB	1	10	10.0	10t	1
1t	Woolen	SEA	CB	1	4	4.0	4	0

2024 NATIONAL FOOTBALL LEAGUE

NFL SACK LEADERS

RANK	PLAYER	TEAM	POS	SACKS
1t	Rousseau	BUF	DE	3.0
1t	Taylor	NO	CB	3.0
3	White	NE	DE	2.5
4t	Baun	PHI	LB	2.0
4t	Cooper	DEN	LB	2.0
4t	P. Jones	MIN	LB	2.0
4t	Kendricks	DAL	MLB	2.0
4t	Lawrence	DAL	DE	2.0
4t	D. Taylor	CHI	DE	2.0
4t	Walker	JAX	DE	2.0
11t	Buckner	IND	DT	1.5
11t	Jarrett	ATL	DT	1.5
11t	Mack	LAC	OLB	1.5
14t	Adams	PIT	DT	1.0
14t	Adams	NYJ	DB	1.0
14t	Armstead	JAX	DE	1.0
14t	Bosa	LAC	LB	1.0
14t	C. Campbell	MIA	DE	1.0
14t	Clark	ARI	CB	1.0
14t	Clemons	NYJ	DE	1.0
14t	Crosby	LV	DE	1.0
14t	Davis	NO	OLB	1.0
14t	Dennis	TB	LB	1.0
14t	Dexter	CHI	DT	1.0
14t	Edwards	HOU	DE	1.0
14t	Fatukasi	HOU	DT	1.0
14t	Ferrell	WAS	DE	1.0
14t	Floyd	SF	DE	1.0
14t	Gardner	NYJ	CB	1.0
14t	Garrett	CLE	DE	1.0
14t	Gary	GB	DE	1.0
14t	D. Hall	SEA	LB	1.0
14t	D. Hill	CIN	DB	1.0
14t	Hutchinson	DET	DE	1.0
14t	Ch. Jones	KC	DE	1.0
14t	Joseph-Day	TEN	DT	1.0
14t	Landry	TEN	LB	1.0
14t	Lawrence	NYG	DT	1.0
14t	Leota	CAR	LB	1.0
14t	Lewis	IND	DE	1.0
14t	Lopez	ARI	DT	1.0
14t	Mafe	SEA	LB	1.0
14t	Miller	BUF	OLB	1.0
14t	Nixon	GB	DB	1.0
14t	Ogbah	MIA	LB	1.0
14t	Ojabo	BAL	LB	1.0
14t	Overshown	DAL	LB	1.0
14t	Parsons	DAL	LB	1.0
14t	Paye	IND	DE	1.0
14t	Phillips	MIN	DT	1.0
14t	Phillips	MIA	LB	1.0
14t	Smith	CLE	DE	1.0
14t	Tomlinson	CLE	DE	1.0
14t	Tryon-Shoyinka	TB	LB	1.0
14t	*Turner	MIN	LB	1.0

2024 NATIONAL FOOTBALL LEAGUE

NFL SACK LEADERS

RANK	PLAYER	TEAM	POS	SACKS
14t	Van Ginkel	MIN	OLB	1.0
14t	*Verse	LAR	LB	1.0
14t	Watt	PIT	OLB	1.0
14t	Young	LAR	LB	1.0

2024 NATIONAL FOOTBALL LEAGUE

NFL LEADERS IN FUMBLE RECOVERIES

RANK	PLAYER	TEAM	POS	TOTAL	OWN TEAM	OPP TEAM
1t	Anudike-Uzomah	KC	DE	1	0	1
1t	Baker	SEA	OLB	1	0	1
1t	Barkley	PHI	RB	1	1	0
1t	Belton	NYG	SAF	1	1	0
1t	Biadasz	WAS	C	1	1	0
1t	Bitonio	CLE	OG	1	1	0
1t	Burrow	CIN	QB	1	1	0
1t	Chestnut	TEN	RB	1	0	1
1t	Collins	SF	DT	1	0	1
1t	Edwards	CHI	LB	1	0	1
1t	Fields	PIT	QB	1	1	0
1t	Franks	CAR	TE	1	0	1
1t	Hawkins	NE	SAF	1	0	1
1t	Jenkins	CHI	OT	1	1	0
1t	J. Jones	ARI	DT	1	0	1
1t	M. Jones	NE	CB	1	0	1
1t	Kohou	MIA	CB	1	0	1
1t	Mack	LAC	OLB	1	0	1
1t	Mathieu	NO	FS	1	0	1
1t	Melton	GB	WR	1	1	0
1t	Okereke	NYG	ILB	1	0	1
1t	Skinner	DEN	SAF	1	0	1
1t	Stevenson	NE	RB	1	1	0
1t	Taylor	LAC	CB	1	0	1
1t	Tolbert	DAL	WR	1	1	0
1t	Trautman	DEN	TE	1	1	0
1t	Washington	JAX	WR	1	1	0
1t	Watt	PIT	OLB	1	0	1
1t	*Ca. Williams	CHI	QB	1	1	0
1t	Williams	BUF	LB	1	0	1
1t	Wyatt	GB	DT	1	0	1

2024 NATIONAL FOOTBALL LEAGUE

NFL LEADERS IN RECOVERIES OF FUMBLES BY OWN TEAM

RANK	PLAYER	TEAM	POS	REC	YARDS	AVG	LONG	TD
1t	Barkley	PHI	RB	1	0	0.0	0t	0
1t	Belton	NYG	SAF	1	0	0.0	0t	0
1t	Biadasz	WAS	C	1	0	0.0	0t	0
1t	Bitonio	CLE	OG	1	0	0.0	0t	0
1t	Burrow	CIN	QB	1	0	0.0	0t	0
1t	Fields	PIT	QB	1	0	0.0	0t	0
1t	Jenkins	CHI	OT	1	0	0.0	0t	0
1t	Melton	GB	WR	1	0	0.0	0t	0
1t	Stevenson	NE	RB	1	0	0.0	0t	0
1t	Tolbert	DAL	WR	1	0	0.0	0t	0
1t	Trautman	DEN	TE	1	2	2.0	2	0
1t	Washington	JAX	WR	1	0	0.0	0t	0
1t	*Ca. Williams	CHI	QB	1	0	0.0	0t	0
14t	Allen	BUF	QB	0	0	---	0t	0
14t	Anudike-Uzomah	KC	DE	0	0	---	0t	0
14t	Baker	SEA	OLB	0	0	---	0t	0
14t	Chestnut	TEN	RB	0	0	---	0t	0
14t	Collins	SF	DT	0	0	---	0t	0
14t	Edwards	CHI	LB	0	0	---	0t	0
14t	*Estime	DEN	RB	0	0	---	0t	0
14t	Etienne	JAX	RB	0	0	---	0t	0
14t	Franks	CAR	TE	0	0	---	0t	0
14t	Hall	NYJ	RB	0	0	---	0t	0
14t	Ham	MIN	FB	0	0	---	0t	0
14t	Hawkins	NE	SAF	0	0	---	0t	0
14t	Hudson	CIN	TE	0	0	---	0t	0
14t	L. Jackson	BAL	QB	0	0	---	0t	0
14t	Jacobs	GB	RB	0	0	---	0t	0
14t	Jones	CIN	WR	0	0	---	0t	0
14t	J. Jones	ARI	DT	0	0	---	0t	0
14t	M. Jones	NE	CB	0	0	---	0t	0
14t	V. Jones	CHI	WR	0	0	---	0t	0
14t	Kohou	MIA	CB	0	0	---	0	0
14t	Levis	TEN	QB	0	0	---	0t	0
14t	Mack	LAC	OLB	0	0	---	0	0
14t	Mathieu	NO	FS	0	0	---	0t	0
14t	McLaughlin	DEN	RB	0	0	---	0t	0
14t	Mingo	CAR	WR	0	0	---	0t	0
14t	Minszew	LV	QB	0	0	---	0t	0
14t	K. Murray	ARI	QB	0	0	---	0t	0
14t	*Odunze	CHI	WR	0	0	---	0t	0
14t	Okereke	NYG	ILB	0	0	---	0t	0
14t	Prescott	DAL	QB	0	0	---	0t	0
14t	Skinner	DEN	SAF	0	0	---	0t	0
14t	Slayton	NYG	WR	0	0	---	0t	0
14t	Taylor	LAC	CB	0	0	---	0t	0
14t	D. Watson	CLE	QB	0	0	---	0t	0
14t	Watt	PIT	OLB	0	0	---	0t	0
14t	White	LV	RB	0	0	---	0t	0
14t	*D. Williams	SEA	CB	0	0	---	0t	0
14t	Williams	BUF	LB	0	0	---	0t	0
14t	Wilson	NO	WR	0	0	---	0t	0
14t	Wyatt	GB	DT	0	0	---	0t	0

2024 NATIONAL FOOTBALL LEAGUE

NFL LEADERS IN RECOVERIES OF FUMBLES BY OPPOSING TEAM

RANK	PLAYER	TEAM	POS	REC	YARDS	AVG	LONG	TD
1t	Anudike-Uzomah	KC	DE	1	0	0.0	0t	0
1t	Baker	SEA	OLB	1	0	0.0	0t	0
1t	Chestnut	TEN	RB	1	0	0.0	0t	0
1t	Collins	SF	DT	1	0	0.0	0t	0
1t	Edwards	CHI	LB	1	0	0.0	0t	0
1t	Franks	CAR	TE	1	0	0.0	0t	0
1t	Hawkins	NE	SAF	1	0	0.0	0t	0
1t	J. Jones	ARI	DT	1	0	0.0	0t	0
1t	M. Jones	NE	CB	1	17	17.0	17	0
1t	Kohou	MIA	CB	1	0	0.0	0t	0
1t	Mack	LAC	OLB	1	22	22.0	22	0
1t	Mathieu	NO	FS	1	0	0.0	0t	0
1t	Okereke	NYG	ILB	1	1	1.0	1	0
1t	Skinner	DEN	SAF	1	0	0.0	0t	0
1t	Taylor	LAC	CB	1	0	0.0	0t	0
1t	Watt	PIT	OLB	1	0	0.0	0t	0
1t	Williams	BUF	LB	1	0	0.0	0t	0
1t	Wyatt	GB	DT	1	0	0.0	0t	0
19t	Allen	BUF	QB	0	0	---	0t	0
19t	Barkley	PHI	RB	0	0	---	0t	0
19t	Belton	NYG	SAF	0	0	---	0t	0
19t	Biadasz	WAS	C	0	0	---	0t	0
19t	Bitonio	CLE	OG	0	0	---	0t	0
19t	Burrow	CIN	QB	0	0	---	0t	0
19t	*Estime	DEN	RB	0	0	---	0t	0
19t	Etienne	JAX	RB	0	0	---	0t	0
19t	Fields	PIT	QB	0	0	---	0t	0
19t	Hall	NYJ	RB	0	0	---	0t	0
19t	Ham	MIN	FB	0	0	---	0t	0
19t	Hudson	CIN	TE	0	0	---	0t	0
19t	L. Jackson	BAL	QB	0	0	---	0t	0
19t	Jacobs	GB	RB	0	0	---	0t	0
19t	Jenkins	CHI	OT	0	0	---	0t	0
19t	Jones	CIN	WR	0	0	---	0t	0
19t	V. Jones	CHI	WR	0	0	---	0t	0
19t	Levis	TEN	QB	0	0	---	0t	0
19t	McLaughlin	DEN	RB	0	0	---	0t	0
19t	Melton	GB	WR	0	0	---	0t	0
19t	Mingo	CAR	WR	0	0	---	0t	0
19t	Minszew	LV	QB	0	0	---	0t	0
19t	K. Murray	ARI	QB	0	0	---	0t	0
19t	*Oduze	CHI	WR	0	0	---	0t	0
19t	Prescott	DAL	QB	0	0	---	0t	0
19t	Slayton	NYG	WR	0	0	---	0t	0
19t	Stevenson	NE	RB	0	0	---	0t	0
19t	Tolbert	DAL	WR	0	0	---	0t	0
19t	Trautman	DEN	TE	0	0	---	0t	0
19t	Washington	JAX	WR	0	0	---	0t	0
19t	D. Watson	CLE	QB	0	0	---	0t	0
19t	White	LV	RB	0	0	---	0t	0
19t	*Ca. Williams	CHI	QB	0	0	---	0t	0
19t	*D. Williams	SEA	CB	0	0	---	0t	0
19t	Wilson	NO	WR	0	0	---	0t	0

2024 NATIONAL FOOTBALL LEAGUE

NFL OFFENSIVE RANKS

BAL	BUF	CIN	CLE	DEN	HOU	IND	JAX	KC	LAC	LV	MIA	NE	NYJ	PIT	TEN		ARI	ATL	CAR	CHI	DAL	DET	GB	LAR	MIN	NO	NYG	PHI	SEA	SF	TB	WAS	
1	12	30	28	27	2	16	22	11	13	18	6	19	23	20t	25	TotYd/G	20t	29	31	32	24	10	3	8	14	9	26	4	15	5	7	17	
8	9	21	31	30	14	3	16	2	11	20	5	22	15	26	27	TotYd/P	24	23	29	32	25	10	1	18	6	7	28	13	19	12	4	17	
2	14	30	22	21	1	19	15	28	5	29	26	6	31	13	11	RusYd/G	16	23	32	24	20	7t	7t	25	18	3t	27	10	9	3t	17	12	
3	21	15	9	20	5	12	8	26	2	31	30	16	27	29	4	RusAvg	7	19	32	22	18	6	1	25	17	10	28	23	14	11	24	13	
5	9	21	25t	29	11	14t	24	3	23	8	1	30	16	28	31	PasYd/G	22	25t	27	32	18	13	7	2	12	14t	17	6	20	10	4	19	
13	4	23	31	29	19	1	18	2	21	15	6	24	12	20	30	PasAvg	26	22	27	32	25	11	10	16	5	7	28	8	17	9	3	14	
1t	1t	1t	25	26t	1t	28	1t	21t	1t	19	1t	1t	20	1t	30	%PasInt	1t	32	31	1t	1t	21t	18	17	24	1t	26t	29	23	1t	1t	1t	
1	19t	23t	31	9	28	25	32	13t	4	27	17	6t	3	19t	21t	Sac/PasP	29t	15	29t	12	21t	13t	10	5	6t	6t	26	11	16	23t	2	18	
3t	6	28t	21t	28t	1t	24t	16t	10t	30t	24t	14t	16t	24t	19t	19t	1D/G	14t	21t	30t	30t	21t	10t	12t	1t	16t	7t	24t	3t	12t	5	7t	7t	
5t	18t	16	31	23	5t	5t	29	12	25	17	5t	14	2	9	28	3D Eff	3t	27	32	30	21t	10t	24	13	20	3t	15	21t	18t	10t	1	26	
12t	1t	18t	11	1t	1t	12t	18t	18t	18t	18t	18t	18t	18t	18t	12t	4D Eff	18t	1t	16t	1t	18t	1t	1t	12t	1t	18t	16t	1t	18t	18t	18t	1t	1t
20t	14	17	4	10	23t	23t	20t	23t	11	5t	18	9	19	8	12t	PR Avg	15t	5t	23t	7	1	15t	23t	23t	22	2t	23t	23t	23t	12t	2t	23t	
25t	1	25t	16	19	25t	10	20t	7	3	8t	25t	11	13	25t	14	KR Avg	2	8t	12	5	4	25t	17t	23	25t	6	20t	24	15	25t	20t	17t	
29	24	1	8	15	32	9	7	17	18	5	12	11	4	14	23	GPunAvg	26	6	27	22	13	3	30	19	25	31	20t	10	16	2	28	20t	
22	17	2	23	11	31	3	5	30	21	9	6	12	7	18	29	NPunAvg	28	16	32	26	24t	8	24t	15	13	27	10	4	19	1	20	14	
17t	3t	28t	24t	17t	7t	11t	24t	11t	16	28t	17t	27	22	23	24t	Pts/G	9t	28t	28t	15	5	13t	7t	17t	9t	1	32	3t	13t	6	2	17t	
26t	1t	1t	1t	1t	1t	29t	1t	1t	1t	28	26t	1t	29t	1t	1t	FG%	1t	1t	1t	1t	1t	1t	25	1t	29t	1t	1t	1t	1t	1t	1t	29t	

NFL DEFENSIVE RANKS

BAL	BUF	CIN	CLE	DEN	HOU	IND	JAX	KC	LAC	LV	MIA	NE	NYJ	PIT	TEN		ARI	ATL	CAR	CHI	DAL	DET	GB	LAR	MIN	NO	NYG	PHI	SEA	SF	TB	WAS
22	12t	14	9	18	17	31	27	32	15	20	11	3	28	4	1	TotYd/G	21	12t	24	8	5	25	29	23	7	2	19	30	6	10	16	26
31	9	11	8	14	30	19	28	25	13	22	17	12	21	10	1	TotYd/P	24	7	26	6	2	15	20	23	5	4	27	32	3	18	16	29
5	17	27	13	24	14	32	7	31	4	28	18	3	29t	10	9	RusYd/G	19	20	29t	22	11	8	23	25t	6	1	15	25t	12	2	21	16
7	26	17	15	19	21	28	3	30	2	31	25	18	22	14	11	RusAvg	12	4	23	29	24	8	10	27	5	1	16	32	13	6	20	9
30	11	3	15	13	18t	22	32	28	25	10	9	12	23	7t	1	PasYd/G	24	5	18t	2	7t	31	27	20	16	6	21	26	4	17	14	29
31	7	9	8	16	32	14	27	20	18	12	15	10	24	11	1	PasAvg	29	13	26	3	2	17	25	22	5	6	28	23	4	21	19	30
11t	17t	17t	17t	10	5	17t	17t	17t	14	17t	17t	17t	17t	1	17t	%PasInt	17t	17t	17t	3	8	16	4	11t	6t	2	9	15	6t	13	17t	17t
19t	3t	25t	11t	17	8	5	16	32	6	29	1	9t	9t	18	21	Sac/PasP	13t	13t	25t	11t	2	28	22	19t	7	3t	25t	23	24	30	15	31
22t	18t	15t	10t	20t	6t	31t	18t	29t	6t	1t	15t	4t	28	10t	1t	1D/G	27	13t	24t	13t	10t	31t	29t	22t	6t	1t	15t	20t	4t	6t	24t	24t
21	29t	19	11t	14t	25t	25t	25t	25t	16	8	4	17	22t	6	3	3D Eff	14t	24	29t	5	2	20	11t	22t	18	1	13	9	10	31	7	32
1t	1t	1t	1t	1t	18t	23t	1t	18t	1t	1t	1t	1t	1t	23t	23t	4D Eff	23t	1t	1t	18t	22	18t	23t	23t	16t	16t	23t	23t	23t	1t	23t	1t
1t	17t	24	32	1t	1t	1t	15	12t	27t	22	12t	16	20t	27t	26	PR Avg	19	25	30t	20t	29	1t	1t	17t	1t	1t	11	1t	23	14	1t	30t
26	31	22	29	18	23	1t	1t	24t	30	11t	1t	1t	24t	28	28	KR Avg	32	1t	27	19	17	10	9	1t	11t	21	1t	15t	14	20	15t	11t
16	7	22	20	17	24	1	21	4	28	15	26	32	31	27	11	GPunAvg	9	19	2	10	25	14	23	30	12t	6	8	3	18	29	12t	5
3	5	21	8t	14	30	2	27	11	24	12	28	31	32	17	7	NPunAvg	16	15	6	4	10	18	29	25	23	1	20	8t	22	26	19	13
21t	23t	6	28	19t	21t	25t	12t	12t	2t	17	7t	2t	27	2t	18	Pts/G	29t	10	32	7t	7t	12t	29t	19t	1	2t	23t	25t	12t	11	12t	31
9t	9t	9t	9t	9t	1t	9t	6t	6t	5	9t	9t	9t	9t	9t	9t	FG%	9t	9t	9t	9t	9t	9t	9t	9t	9t	9t	1t	8	9t	1t	1t	9t
24t	10t	20t	29	20t	16	17	18	8t	6	27	15	10t	28	7	24t	PPG Diff	20t	26	32	8t	4	10t	19	20t	2	1	31	14	10t	5	3	30
5	8	22	20	24	4	29	30	28	15	18	3	11	31	12	6	Yd/G Diff	25	21	32	27	13	19	16	14	10	1	23	17	9	2	7	26

***LAST WEEK'S
GAME BOOK***

National Football League Game Summary

NFL Copyright © 2024 by The National Football League. All rights reserved. This summary and play-by-play is for the express purpose of assisting media in their coverage of the game; any other use of this material is prohibited without the written permission of the National Football League.

Date: Sunday, 9/8/2024

Las Vegas Raiders at Los Angeles Chargers

Start Time: 1:05 PM PDT

at SoFi Stadium, Inglewood, CA

Game Day Weather

Game Weather: Sunny
Open Stadium on Matrix Turf

Temp: 97° F (36.1° C) Humidity: 27%, Wind: WSW 7 mph
Outdoor Weather: 97

Officials

Referee: Novak, Scott (1) Umpire: Pellis, Mark (131) Down Judge: Sakowski, Brian (112)
Line Judge: Stewart, Mark (75) Field Judge: Brown, Terry (43) Side Judge: Meslow, David (118)
Back Judge: Miles, Terrence (111) Replay Official: Sumstine, Matt (0)

Lineups

Las Vegas Raiders			Los Angeles Chargers				
Offense		Defense	Offense		Defense		
WR 11	T.Tucker	DE 49	C.Snowden	WR 15	L.McConkey	OLB 52	K.Mack
TE 87	M.Mayer	DE 98	M.Crosby	FB/DL 44	S.Matlock	DL 95	P.Ford
LT 74	K.Miller	DT 95	J.Jenkins	LT 70	R.Slater	DL 93	O.Ogbonnia
LG 65	C.Whitehair	DT 94	C.Wilkins	LG 77	Z.Johnson	OLB 97	J.Bosa
C 68	A.James	DT 69	A.Butler	C 75	B.Bozeman	LB 0	D.Henley
RG 66	D.Parham	LB 5	D.Deablo	RG 79	T.Pipkins	LB 6	D.Perryman
RT 77	T.Munford	LB 41	R.Spillane	RT 76	J.Alt	CB 7	K.Fulton
WR 17	D.Adams	CB 18	J.Jones	TE 81	W.Dissly	CB 26	A.Samuel
WR 16	J.Meyers	CB 39	N.Hobbs	WR 5	J.Palmer	DB 36	J.Taylor
QB 15	G.Minshew	S 7	T.Moehrig	QB 10	J.Herbert	S 32	A.Gilman
RB 3	Z.White	S 1	M.Epps	RB 4	G.Edwards	S 3	D.James

Substitutions

CB 0 J.Bennett, K 2 D.Carlson, P 6 A.Cole, RB 8 A.Abdullah, DE 9 T.Wilson, WR 19 D.Turner, S 20 I.Pola-Mao, RB 22 A.Mattison, CB 27 S.Webb, S 29 C.Smith, CB 30 D.Holmes, WR 32 T.McAllister, LB 43 K.Mauga, LS 50 J.Bobenmoyer, LB 53 A.Gainer, LB 56 A.Burney, LB 59 L.Masterson, G 61 J.Meredith, T 71 D.Glaze, G/T 75 A.Peat, TE 84 H.Bryant, TE 89 B.Bowers, DT 96 J.Laulu, DE 97 J.Robinson, DT 99 N.Silvera

Did Not Play

QB 12 A.O'Connell

Not Active

RB 23 D.Laube, CB 25 D.Richardson, S 34 T.Harper, LB 45 T.Eichenberg, G 58 J.Powers-Johnson, WR 82 R.Keyton

Substitutions

WR 1 Q.Johnston, K 11 C.Dicker, WR 12 D.Davis, P 16 J.Scott, CB 20 C.Hart, CB 22 E.Molden, S 24 A.Finley, LB 25 J.Colson, RB 27 J.Dobbins, RB 28 H.Haskins, DB 33 D.Leonard, LB 43 T.Dye, OLB 45 T.Tuipulotu, LS 47 J.Harris, OLB 48 B.Dupree, DL 56 M.Fox, LB 58 S.Quarterman, OL 64 B.Jaimes, OL 68 J.Salyer, TE 83 E.Tomlinson, TE 84 S.Smartt, WR 87 S.Fehoko, TE 88 H.Hurst, DT 90 T.Tart

Did Not Play

QB 2 E.Stick, T 73 F.Sarell

Not Active

3QB 8 T.Heinicke, CB 29 T.Still, RB 30 K.Vidal, OL 71 J.McFadden, WR 82 B.Rice, DL 92 J.Eboigbe

Field Goals (made () & missed)

	D.Carlson	49WR (32)	C.Dicker	(53) (25) (24)						
			1	2	3	4	OT	Total		
VISITOR:	Las Vegas Raiders		7	0	0	3	0	10		
HOME:	Los Angeles Chargers		3	3	3	13	0	22		

Scoring Plays

Team	Qtr	Time	Play Description (Extra Point) (Drive Info)	Visitor	Home
Chargers	1	4:22	C.Dicker 53 yd. Field Goal (4-5, 1:33)	0	3
Raiders	1	0:45	A.Mattison 31 yd. pass from G.Minshew (D.Carlson kick) (7-67, 3:37)	7	3
Chargers	2	0:26	C.Dicker 25 yd. Field Goal (4-5, 0:47)	7	6
Chargers	3	9:08	C.Dicker 24 yd. Field Goal (9-74, 3:45)	7	9
Chargers	4	14:55	J.Dobbins 12 yd. run (C.Dicker kick) (6-61, 2:07)	7	16
Raiders	4	10:30	D.Carlson 32 yd. Field Goal (8-56, 4:25)	10	16
Chargers	4	3:40	L.McConkey 10 yd. pass from J.Herbert (run failed) (8-92, 3:29)	10	22

Paid Attendance: 70,240

Time: 2:50

Las Vegas Raiders vs Los Angeles Chargers
9/8/2024 at SoFi Stadium

Final Individual Statistics

Las Vegas Raiders

RUSHING	ATT	YDS	AVG	LG	TD
Z.White	13	44	3.4	12	0
A.Mattison	5	19	3.8	7	0
G.Minshew	3	5	1.7	3	0
J.Meyers	1	3	3.0	3	0
Total	22	71	3.2	12	0

PASSING	ATT	CMP	YDS	SK/YD	TD	LG	IN	RT
G.Minshew	33	25	257	4/32	1	33	1	95.1
Total	33	25	257	4/32	1	33	1	95.1

PASS RECEIVING	TAR	REC	YDS	AVG	LG	TD
B.Bowers	8	6	58	9.7	26	0
D.Adams	6	5	59	11.8	23	0
A.Mattison	6	4	43	10.8	31	1
J.Meyers	3	3	61	20.3	33	0
T.Tucker	3	2	22	11.0	14	0
M.Mayer	3	2	3	1.5	3	0
Z.White	2	2	2	1.0	1	0
D.Turner	1	1	9	9.0	9	0
Total	32	25	257	10.3	33	1

INTERCEPTIONS	NO	YDS	AVG	LG	TD
Total	0	0	0	0	0

PUNTING	NO	YDS	AVG	NET	TB	IN20	LG
A.Cole	5	265	53.0	47.2	1	3	62
Total	5	265	53.0	47.2	1	3	62

PUNT RETURNS	NO	YDS	AVG	FC	LG	TD
T.Tucker	2	28	14.0	2	21	0
[OUT OF BOUNDS]	1	0	0.0	0	0	0
[TOUCHBACK]	2	0	0.0	0	0	0
Total	2	28	14.0	2	21	0

KICKOFF RETURNS	NO	YDS	AVG	FC	LG	TD
A.Abdullah	1	28	28.0	0	28	0
[TOUCHBACK]	5	0	0.0	0	0	0
Total	1	28	28.0	0	28	0

Los Angeles Chargers

RUSHING	ATT	YDS	AVG	LG	TD
J.Dobbins	10	135	13.5	61	1
G.Edwards	11	26	2.4	10	0
D.Davis	2	9	4.5	6	0
J.Herbert	4	6	1.5	8	0
Total	27	176	6.5	61	1

PASSING	ATT	CMP	YDS	SK/YD	TD	LG	IN	RT
J.Herbert	26	17	144	1/4	1	27	0	92.5
Total	26	17	144	1/4	1	27	0	92.5

PASS RECEIVING	TAR	REC	YDS	AVG	LG	TD
L.McConkey	7	5	39	7.8	11	1
Q.Johnston	5	3	38	12.7	16	0
J.Dobbins	3	3	4	1.3	3	0
H.Hurst	3	2	33	16.5	27	0
J.Palmer	4	2	15	7.5	11	0
W.Dissyly	1	1	13	13.0	13	0
G.Edwards	1	1	2	2.0	2	0
S.Matlock	1	0	0	0.0	0	0
Total	25	17	144	8.5	27	1

INTERCEPTIONS	NO	YDS	AVG	LG	TD
P.Ford	1	3	3.0	3	0
Total	1	3	3.0	3	0

PUNTING	NO	YDS	AVG	NET	TB	IN20	LG
J.Scott	7	332	47.4	37.7	2	1	56
Total	7	332	47.4	37.7	2	1	56

PUNT RETURNS	NO	YDS	AVG	FC	LG	TD
D.Davis	1	9	9.0	3	9	0
[TOUCHBACK]	1	0	0.0	0	0	0
Total	1	9	9.0	3	9	0

KICKOFF RETURNS	NO	YDS	AVG	FC	LG	TD
D.Davis	1	35	35.0	0	35	0
[TOUCHBACK]	2	0	0.0	0	0	0
Total	1	35	35.0	0	35	0

Las Vegas Raiders

FUMBLES	FUM	LOST	OWN-REC	YDS	TD	FORCED	OPP-REC	YDS	TD	OUT-BDS
G.Minshew	1	1	0	0	0	0	0	0	0	0
Z.White	1	1	0	0	0	0	0	0	0	0
Total	2	2	0	0	0	0	0	0	0	0

Los Angeles Chargers

FUMBLES	FUM	LOST	OWN-REC	YDS	TD	FORCED	OPP-REC	YDS	TD	OUT-BDS
J.Bosa	0	0	0	0	0	1	0	0	0	0
K.Mack	0	0	0	0	0	0	1	22	0	0
J.Taylor	0	0	0	0	0	0	1	0	0	0
Total	0	0	0	0	0	1	2	22	0	0

Las Vegas Raiders vs Los Angeles Chargers
9/8/2024 at SoFi Stadium

Final Team Statistics

	Visitor Raiders	Home Chargers
TOTAL FIRST DOWNS	14	11
By Rushing	1	5
By Passing	12	6
By Penalty	1	0
THIRD DOWN EFFICIENCY	5-14-35.7%	4-15-26.7%
FOURTH DOWN EFFICIENCY	0-1-0.0%	0-0-0.0%
TOTAL NET YARDS	296	316
Total Offensive Plays (inc. times thrown passing)	59	54
Average gain per offensive play	5.0	5.9
NET YARDS RUSHING	71	176
Total Rushing Plays	22	27
Average gain per rushing play	3.2	6.5
Tackles for a loss-number and yards	1-1	1-1
NET YARDS PASSING	225	140
Times thrown - yards lost attempting to pass	4-32	1-4
Gross yards passing	257	144
PASS ATTEMPTS-COMPLETIONS-HAD INTERCEPTED	33-25-1	26-17-0
Avg gain per pass play (inc.# thrown passing)	6.1	5.2
KICKOFFS Number-In End Zone-Touchbacks	3-2-2	6-5-5
PUNTS Number and Average	5-53.0	7-47.4
Had Blocked	0	0
FGs - PATs Had Blocked	0-0	0-0
Net Punting Average	47.2	37.7
TOTAL RETURN YARDAGE (Not Including Kickoffs)	28	12
No. and Yards Punt Returns	2-28	1-9
No. and Yards Kickoff Returns	1-28	1-35
No. and Yards Interception Returns	0-0	1-3
PENALTIES Number and Yards	2-15	7-50
FUMBLES Number and Lost	2-2	0-0
TOUCHDOWNS	1	2
Rushing	0	1
Passing	1	1
EXTRA POINTS Made-Attempts	1-1	1-2
Kicking Made-Attempts	1-1	1-1
Rushing Made-Attempts	0-0	0-1
FIELD GOALS Made-Attempts	1-2	3-3
RED ZONE EFFICIENCY	0-1-0%	2-4-50%
GOAL TO GO EFFICIENCY	0-0-0%	0-1-0%
SAFETIES	0	0
FINAL SCORE	10	22
TIME OF POSSESSION	31:44	28:16

Las Vegas Raiders vs Los Angeles Chargers
9/8/2024 at SoFi Stadium

Ball Possession And Drive Chart

Las Vegas Raiders

#	Time Recd	Time Lost	Time Poss	How Ball Obtained	Drive Began	# Play	Yds Gain	Yds Pen	Net Yds	1st Down	Last Scrm	How Given Up
1	11:44	9:30	2:14	Punt	LV 21	3	9	0	9	0	LV 30	Punt
2	7:31	5:55	1:36	Punt	LV 32	4	8	0	8	0	LV 41	Downs
3	4:22	0:45	3:37	Kickoff	LV 33	7	67	0	67	3	LAC 31	Touchdown
4	14:15	12:13	2:02	Punt	LV 9	3	8	0	8	0	LV 17	Punt
5	8:58	4:27	4:31	Punt	LV 20	7	19	0	19	2	LV 39	Punt
6	2:09	1:13	0:56	Punt	LV 34	4	8	0	8	1	LAC 48	Fumble
7	0:26	0:00	0:26	Kickoff	LV 30	1	4	0	4	0	LV 30	End of Half
8	15:00	12:53	2:07	Kickoff	LV 30	3	8	0	8	0	LV 38	Punt
9	9:08	8:20	0:48	Kickoff	LV 30	3	18	5	23	1	LV 45	Fumble
10	6:47	2:02	4:45	Punt	LV 20	9	49	0	49	3	LAC 31	Missed FG
11	14:55	10:30	4:25	Kickoff	LV 30	8	56	0	56	2	* LAC 14	Field Goal
12	9:30	7:09	2:21	Punt	LV 48	3	9	0	9	0	LAC 43	Punt
13	3:40	1:44	1:56	Kickoff	LV 30	6	33	5	38	2	LAC 32	Interception

(367) Average LV 28

Los Angeles Chargers

#	Time Recd	Time Lost	Time Poss	How Ball Obtained	Drive Began	# Play	Yds Gain	Yds Pen	Net Yds	1st Down	Last Scrm	How Given Up
1	15:00	11:44	3:16	Kickoff	LAC 36	4	15	0	15	1	LV 49	Punt
2	9:30	7:31	1:59	Punt	LAC 13	3	9	-5	4	0	LAC 17	Punt
3	5:55	4:22	1:33	Downs	LV 40	4	15	-10	5	0	LV 35	Field Goal
4	0:45	14:15	1:30	Kickoff	LAC 30	3	14	-5	9	0	LAC 39	Punt
5	12:13	8:58	3:15	Punt	LAC 31	4	19	-5	14	1	LAC 45	Punt
6	4:27	2:09	2:18	Punt	LAC 11	3	6	0	6	0	LAC 17	Punt
7	1:13	0:26	0:47	Fumble	LV 12	4	5	0	5	0	* LV 7	Field Goal
8	12:53	9:08	3:45	Punt	LAC 20	9	74	0	74	2	* LV 6	Field Goal
9	8:20	6:47	1:33	Fumble	LAC 45	3	6	0	6	0	LV 49	Punt
10	2:02	14:55	2:07	Missed FG	LAC 39	6	61	0	61	4	* LV 12	Touchdown
11	10:30	9:30	1:00	Kickoff	LAC 30	3	2	0	2	0	LAC 32	Punt
12	7:09	3:40	3:29	Punt	LAC 8	8	92	0	92	3	* LV 10	Touchdown
13	1:44	0:00	1:44	Interception	LAC 38	3	-2	0	-2	0	LAC 37	End of Game

(449) Average LAC 35

* inside opponent's 20

Time of Possession by Quarter		1st	2nd	3rd	4th	OT	Total
Visitor	Las Vegas Raiders	7:27	7:55	7:40	8:42		31:44
Home	Los Angeles Chargers	7:33	7:05	7:20	6:18		28:16

Kickoff Drive No.-Start Average Raiders: 6 - LV 30 Chargers: 3 - LAC 32

Play By Play

First Quarter

LV wins the coin toss and elects to defer. LAC elects to Receive, and LV elects to defend the south goal.

D.Carlson kicks 64 yards from LV 35 to LAC 1. D.Davis to LAC 36 for 35 yards (T.McAllister, D.Turner).

Los Angeles Chargers at 15:00, (1st play from scrimmage 14:50)

- 1-10-LAC 36 (14:50) J.Herbert pass short right to W.Dissly to LAC 49 for 13 yards (D.Deablo) [A.Butler]. P1
- 1-10-LAC 49 (14:21) (No Huddle, Shotgun) G.Edwards up the middle to LV 45 for 6 yards (C.Wilkins).
- 2-4-LV 45 (13:57) (Shotgun) *PENALTY on LAC-W.Dissly, False Start, 5 yards, enforced at LV 45 - No Play.*
- 2-9-50 (13:38) (Shotgun) J.Herbert sacked at LAC 41 for -9 yards (R.Spillane). FUMBLES (R.Spillane) [R.Spillane], recovered by LAC-R.Slater at LAC 35.
PENALTY on LV-C.Snowden, Defensive Offside, 5 yards, enforced at 50 - No Play.
- 2-4-LV 45 (13:24) (Shotgun) G.Edwards up the middle to LV 45 for no gain (M.Crosby).
- 3-4-LV 45 (12:41) (Shotgun) J.Herbert sacked at LV 49 for -4 yards (M.Crosby).
- 4-8-LV 49 (11:51) J.Scott punts 28 yards to LV 21, Center-J.Harris, out of bounds.

Timeout at 11:44.

Las Vegas Raiders at 11:44

- 1-10-LV 21 (11:44) (Shotgun) G.Minshew pass short right to J.Meyers pushed ob at LV 30 for 9 yards (A.Samuel).
- 2-1-LV 30 (11:10) (Shotgun) Z.White up the middle to LV 30 for no gain (O.Ogbonnia).
- 3-1-LV 30 (10:21) Z.White right tackle to LV 30 for no gain (J.Bosa).
- 4-1-LV 30 (9:37) A.Cole punts 57 yards to LAC 13, Center-J.Bobenmoyer, fair catch by D.Davis.

Timeout at 09:30.

Los Angeles Chargers at 9:30

- 1-10-LAC 13 (9:30) (Shotgun) J.Dobbins left guard to LAC 16 for 3 yards (C.Wilkins).
- 2-7-LAC 16 (8:53) (Shotgun) *PENALTY on LAC-W.Dissly, False Start, 5 yards, enforced at LAC 16 - No Play.*
- 2-12-LAC 11 (8:28) (Shotgun) J.Herbert pass short middle to H.Hurst to LAC 17 for 6 yards (M.Epps, R.Spillane).
- 3-6-LAC 17 (7:44) (Shotgun) J.Herbert pass incomplete deep left to Q.Johnston (J.Bennett).
- 4-6-LAC 17 (7:39) J.Scott punts 51 yards to LV 32, Center-J.Harris, fair catch by T.Tucker.

Timeout at 07:31.

Las Vegas Raiders at 7:31

- 1-10-LV 32 (7:31) (Shotgun) G.Minshew pass incomplete deep right to D.Adams.
- 2-10-LV 32 (7:26) (Shotgun) G.Minshew pass short right to Z.White to LV 33 for 1 yard (A.Samuel).
- 3-9-LV 33 (6:44) (Shotgun) G.Minshew pass short left to T.Tucker to LV 41 for 8 yards (J.Colson).
- 4-1-LV 41 (6:00) (Shotgun) Z.White up the middle to LV 40 for -1 yards (P.Ford).

Los Angeles Chargers at 5:55

- 1-10-LV 40 (5:55) G.Edwards right guard to LV 38 for 2 yards (A.Butler).
- 2-8-LV 38 (5:32) (No Huddle, Shotgun) G.Edwards up the middle to LV 33 for 5 yards (C.Wilkins, C.Snowden).
PENALTY on LAC-W.Dissly, Offensive Holding, 10 yards, enforced at LV 38 - No Play.
- 2-18-LV 48 (5:12) (Shotgun) J.Herbert pass incomplete short middle to L.McConkey (N.Hobbs).
- 3-18-LV 48 (5:05) (Shotgun) J.Herbert pass short middle to Q.Johnston to LV 35 for 13 yards (T.Moehrig).
- 4-5-LV 35 (4:27) **C.Dicker 53 yard field goal is GOOD, Center-J.Harris, Holder-J.Scott.**

Timeout at 04:22.

LV 0 LAC 3, 4 plays, 5 yards, 1:33 drive, 10:38 elapsed

C.Dicker kicks 60 yards from LAC 35 to LV 5. A.Abdullah to LV 33 for 28 yards (J.Colson; D.Henley).

Las Vegas Raiders at 4:22, (1st play from scrimmage 4:17)

- 1-10-LV 33 (4:17) J.Meyers left end to LV 36 for 3 yards (A.Gilman).
- 2-7-LV 36 (3:38) (Shotgun) A.Mattison left tackle to LV 39 for 3 yards (O.Ogbonnia; K.Fulton).
- 3-4-LV 39 (2:51) (Shotgun) G.Minshew pass short middle to D.Adams to LAC 43 for 18 yards (A.Gilman). P1
- 1-10-LAC 43 (2:12) (Shotgun) G.Minshew pass incomplete short left to B.Bowers.
- 2-10-LAC 43 (2:07) A.Mattison up the middle to LAC 42 for 1 yard (D.Perryman).
- 3-9-LAC 42 (1:34) (Shotgun) G.Minshew pass short right to D.Adams to LAC 31 for 11 yards (A.Samuel). P2
- 1-10-LAC 31 (:54) (Shotgun) **G.Minshew pass short right to A.Mattison for 31 yards, TOUCHDOWN.** P3
- D.Carlson extra point is GOOD, Center-J.Bobenmoyer, Holder-A.Cole.

Timeout at 00:45.

Las Vegas Raiders vs Los Angeles Chargers at SoFi Stadium

LV 7 LAC 3, 7 plays, 67 yards, 3:37 drive, 14:15 elapsed

Las Vegas Raiders

** Injury Update: LV-T.Wilson return is Questionable.

D.Carlson kicks 65 yards from LV 35 to end zone, Touchback to the LAC 30.

Los Angeles Chargers at 0:45

1-10-LAC 30 (:45) (Shotgun) PENALTY on LAC-E.Tomlinson, False Start, 5 yards, enforced at LAC 30 - No Play.

1-15-LAC 25 (:45) (Shotgun) J.Herbert pass short left to Q.Johnston to LAC 34 for 9 yards (R.Spillane). ** Injury Update: LV-T.Wilson has returned to the game.

2-6-LAC 34 (:01) J.Dobbins left tackle to LAC 35 for 1 yard (C.Wilkins; D.Deablo).

END OF QUARTER

	Score	Time Poss	First Downs				Efficiencies	
			R	P	X	T	3 Down	4 Down
Las Vegas Raiders	7	7:27	0	3	0	3	2/4	0/1
Los Angeles Chargers	3	7:33	0	1	0	1	0/3	0/0

Second Quarter

9/8/2024

Play By Play

Los Angeles Chargers continued.

3-5-LAC 35 (15:00) (Shotgun) J.Herbert pass short middle to L.McConkey to LAC 39 for 4 yards (R.Spillane).

4-1-LAC 39 (14:22) J.Scott punts 52 yards to LV 9, Center-J.Harris, fair catch by T.Tucker.

Timeout at 14:15.

Las Vegas Raiders at 14:15

1-10-LV 9 (14:15) A.Mattison up the middle to LV 16 for 7 yards (D.Perryman).

2-3-LV 16 (13:46) (No Huddle, Shotgun) G.Minshew pass short right to M.Mayer to LV 16 for no gain (D.Perryman, K.Mack).

3-3-LV 16 (13:08) (No Huddle, Shotgun) G.Minshew scrambles up the middle to LV 17 for 1 yard (J.Bosa).

4-2-LV 17 (12:20) A.Cole punts 52 yards to LAC 31, Center-J.Bobenmoyer, fair catch by D.Davis.

Timeout at 12:13.

Los Angeles Chargers at 12:13

1-10-LAC 31 (12:13) J.Herbert pass short right to L.McConkey to LAC 42 for 11 yards (M.Epps) [N.Hobbs].

1-10-LAC 42 (11:30) G.Edwards left guard to LAC 41 for -1 yards (R.Spillane).

2-11-LAC 41 (10:46) (Shotgun) J.Herbert pass short right to J.Dobbins pushed ob at LAC 42 for 1 yard (R.Spillane).

3-10-LAC 42 (10:05) (Shotgun) *PENALTY on LAC-L.McConkey, False Start, 5 yards, enforced at LAC 42 - No Play.*

3-15-LAC 37 (9:41) (Shotgun) J.Herbert scrambles right end ran ob at LAC 45 for 8 yards (R.Spillane).

4-7-LAC 45 (9:06) J.Scott punts 55 yards to end zone, Center-J.Harris, Touchback.

Timeout at 08:58.

Las Vegas Raiders at 8:58

1-10-LV 20 (8:58) Z.White left end to LV 22 for 2 yards (K.Fulton; P.Ford).

2-8-LV 22 (8:19) (Shotgun) G.Minshew pass short left to B.Bowers to LV 28 for 6 yards (D.Henley, K.Fulton).

3-2-LV 28 (7:37) (Shotgun) G.Minshew pass short left to M.Mayer to LV 31 for 3 yards (D.James).

1-10-LV 31 (6:56) G.Minshew pass deep left to B.Bowers pushed ob at LAC 43 for 26 yards (K.Fulton).1-10-LAC 43 (6:13) (Shotgun) G.Minshew pass incomplete short middle to M.Mayer (J.Colson).

2-10-LAC 43 (6:10) (Shotgun) G.Minshew sacked at LV 45 for -12 yards (sack split by M.Fox and K.Mack).

3-22-LV 45 (5:24) (Shotgun) G.Minshew sacked at LV 39 for -6 yards (J.Bosa).

4-28-LV 39 (4:38) A.Cole punts 59 yards to LAC 2, Center-J.Bobenmoyer. D.Davis to LAC 11 for 9 yards (A.Burney).

Timeout at 04:27.

Los Angeles Chargers at 4:27

1-10-LAC 11 (4:27) (Shotgun) D.Davis left end pushed ob at LAC 17 for 6 yards (N.Hobbs).

2-4-LAC 17 (3:44) G.Edwards right guard to LAC 17 for no gain (J.Jenkins; D.Deablo).

3-4-LAC 17 (3:00) (Shotgun) J.Herbert pass short right to J.Dobbins to LAC 17 for no gain (J.Jones) [M.Crosby].

4-4-LAC 17 (2:18) J.Scott punts 56 yards to LV 27, Center-J.Harris. T.Tucker to LV 34 for 7 yards (D.Leonard).

Las Vegas Raiders at 2:09

1-10-LV 34 (2:09) (Shotgun) Z.White right guard to LV 38 for 4 yards (D.Henley).

Two-Minute Warning

2-6-LV 38 (2:00) (Shotgun) G.Minshew pass incomplete short left to A.Mattison (P.Ford).

3-6-LV 38 (1:55) (Shotgun) G.Minshew pass short left to T.Tucker to LAC 48 for 14 yards (J.Taylor).

1-10-LAC 48 (1:22) (No Huddle, Shotgun) G.Minshew sacked at LV 46 for -6 yards. FUMBLES, touched at LV 42, RECOVERED by LAC-K.Mack at LV 34. K.Mack to LV 12 for 22 yards (K.Miller).

Los Angeles Chargers at 1:13

1-10-LV 12 (1:13) G.Edwards right guard to LV 11 for 1 yard (C.Wilkins).

2-9-LV 11 (:38) (Shotgun) J.Herbert pass incomplete short middle to J.Palmer.

3-9-LV 11 (:34) (Shotgun) J.Herbert pass short right to J.Palmer ran ob at LV 7 for 4 yards.

4-5-LV 7 (:29) **C.Dicker 25 yard field goal is GOOD, Center-J.Harris, Holder-J.Scott.**

LV 7 LAC 6, 4 plays, 5 yards, 0:47 drive, 14:34 elapsed

C.Dicker kicks 65 yards from LAC 35 to end zone, Touchback to the LV 30.

Las Vegas Raiders at 0:26

1-10-LV 30 (:26) (Shotgun) A.Mattison up the middle to LV 34 for 4 yards (M.Fox).

P2

P4

P5

P6

Las Vegas Raiders vs Los Angeles Chargers at SoFi Stadium

END OF QUARTER

	Score	Time Poss	First Downs				Efficiencies	
			R	P	X	T	3 Down	4 Down
Las Vegas Raiders	7	7:55	0	3	0	3	2/4	0/0
Los Angeles Chargers	6	7:05	0	1	0	1	0/4	0/0

Third Quarter

9/8/2024

Play By Play

LV elects to Receive, and LAC elects to defend the South goal.

C.Dicker kicks 65 yards from LAC 35 to end zone, Touchback to the LV 30.

Las Vegas Raiders at 15:00

- 1-10-LV 30 (15:00) (Shotgun) G.Minshew pass short left to B.Bowers to LV 34 for 4 yards (D.Perryman) [P.Ford].
- 2-6-LV 34 (14:22) (Shotgun) Z.White left end to LV 37 for 3 yards (D.Henley).
- 3-3-LV 37 (13:43) (Shotgun) G.Minshew scrambles left end pushed ob at LV 38 for 1 yard (J.Bosa; D.Henley).
- 4-2-LV 38 (13:02) A.Cole punts 62 yards to end zone, Center-J.Bobenmoyer, Touchback.

Timeout at 12:53.

Los Angeles Chargers at 12:53

- 1-10-LAC 20 (12:53) (Shotgun) J.Dobbins right guard to LAC 22 for 2 yards (J.Jenkins, M.Crosby).
- 2-8-LAC 22 (12:13) (Shotgun) J.Herbert pass short middle to Q.Johnston to LAC 38 for 16 yards (R.Spillane). P3
- 1-10-LAC 38 (11:49) (No Huddle, Shotgun) J.Herbert pass short left to L.McConkey to LAC 47 for 9 yards (R.Spillane).
- 2-1-LAC 47 (11:27) (No Huddle, Shotgun) J.Dobbins right guard to LAC 47 for no gain (C.Wilkins, M.Crosby).
- ** Injury Update: LV-T.Wilson is Out of the game.
- 3-1-LAC 47 (10:46) (Shotgun) J.Dobbins up the middle to LV 7 for 46 yards (N.Hobbs). R4
- 1-7-LV 7 (9:59) (Shotgun) J.Dobbins left tackle to LV 6 for 1 yard (C.Snowden).
- 2-6-LV 6 (9:19) (Shotgun) J.Herbert pass incomplete short left to H.Hurst.
- 3-6-LV 6 (9:15) (Shotgun) J.Herbert pass incomplete short right to L.McConkey [M.Crosby].
- 4-6-LV 6 (9:11) **C.Dicker 24 yard field goal is GOOD, Center-J.Harris, Holder-J.Scott.**

Timeout at 09:08.

LV 7 LAC 9, 9 plays, 74 yards, 3:45 drive, 5:52 elapsed
--

C.Dicker kicks 65 yards from LAC 35 to end zone, Touchback to the LV 30.

Las Vegas Raiders at 9:08

- 1-10-LV 30 (9:08) (Shotgun) G.Minshew pass short left to D.Adams pushed ob at LV 34 for 4 yards (J.Taylor). X7
- PENALTY on LAC-J.Taylor, Unnecessary Roughness, 15 yards, enforced at LV 34.*
- 1-10-LV 49 (8:53) (Shotgun) Z.White left tackle to LAC 35 for 16 yards (D.James).
- PENALTY on LV-M.Mayer, Offensive Holding, 10 yards, enforced at LAC 45.*
- 1-14-LV 45 (8:26) Z.White left end to LAC 47 for 8 yards (J.Bosa). FUMBLES (J.Bosa), touched at LAC 45, RECOVERED by LAC-J.Taylor at LAC 45.

Timeout at 08:20.

Los Angeles Chargers at 8:20

- 1-10-LAC 45 (8:20) (Shotgun) D.Davis right end to LAC 48 for 3 yards (J.Jones; R.Spillane).
- 2-7-LAC 48 (7:41) (Shotgun) J.Herbert pass short right to J.Dobbins to LV 49 for 3 yards (J.Jones).
- 3-4-LV 49 (7:01) (Shotgun) J.Herbert pass short right intended for J.Palmer INTERCEPTED by T.Moehrig at LV 34. T.Moehrig to LV 35 for 1 yard (J.Palmer).
- The Replay Official reviewed the interception ruling, and the play was REVERSED.
- (Shotgun) J.Herbert pass incomplete short right to J.Palmer.

Timeout at 06:56.

- 4-4-LV 49 (6:56) J.Scott punts 49 yards to end zone, Center-J.Harris, Touchback.

Las Vegas Raiders at 6:47

- 1-10-LV 20 (6:47) (Shotgun) Z.White up the middle to LV 28 for 8 yards (D.James).
- 2-2-LV 28 (6:11) Z.White right end to LV 28 for no gain (D.Perryman).
- 3-2-LV 28 (5:31) (Shotgun) G.Minshew pass short left to A.Mattison to LV 31 for 3 yards (D.Henley). P8
- 1-10-LV 31 (4:51) Z.White right guard to LV 43 for 12 yards (D.James, A.Samuel). LAC-J.Taylor was injured during the play. R9
- 1-10-LV 43 (4:19) (Shotgun) G.Minshew pass short middle to D.Adams to LAC 34 for 23 yards (K.Fulton). P10
- 1-10-LAC 34 (3:39) Z.White right end to LAC 34 for no gain (M.Fox).
- 2-10-LAC 34 (2:56) (Shotgun) G.Minshew scrambles up the middle to LAC 31 for 3 yards (J.Bosa).
- 3-7-LAC 31 (2:11) (Shotgun) G.Minshew pass incomplete short right.
- 4-7-LAC 31 (2:06) D.Carlson 49 yard field goal is No Good, Wide Right, Center-J.Bobenmoyer, Holder-A.Cole.

Los Angeles Chargers at 2:02

- 1-10-LAC 39 (2:02) (Shotgun) J.Herbert pass deep right to H.Hurst to LV 34 for 27 yards (J.Jones). P5
- 1-10-LV 34 (1:26) (No Huddle, Shotgun) J.Herbert pass incomplete short right.
- 2-10-LV 34 (1:21) (Shotgun) G.Edwards right tackle to LV 33 for 1 yard (M.Crosby; A.Butler).

Las Vegas Raiders vs Los Angeles Chargers at SoFi Stadium

3-9-LV 33 (:47) (No Huddle, Shotgun) J.Herbert pass short right to J.Palmer ran ob at LV 22 for 11 yards.

P6

1-10-LV 22 (:17) (Shotgun) G.Edwards up the middle to LV 12 for 10 yards (T.Moehrig; M.Epps).

R7

END OF QUARTER

	Score	Time Poss	First Downs				Efficiencies	
			R	P	X	T	3 Down	4 Down
Las Vegas Raiders	7	7:40	1	2	1	4	1/3	0/0
Los Angeles Chargers	9	7:20	2	3	0	5	2/4	0/0

Fourth Quarter

9/8/2024

Play By Play

Los Angeles Chargers continued.

1-10-LV 12 (15:00) (Shotgun) J.Dobbins right tackle for 12 yards, TOUCHDOWN. R8
C.Dicker extra point is GOOD, Center-J.Harris, Holder-J.Scott.

LV 7 LAC 16, 6 plays, 61 yards, 2:07 drive, 0:05 elapsed
--

C.Dicker kicks 65 yards from LAC 35 to end zone, Touchback to the LV 30.

Las Vegas Raiders at 14:55

1-10-LV 30 (14:55) (Shotgun) G.Minshew pass short right to D.Adams to LV 33 for 3 yards (D.James). ** Injury Update: LAC-J.Taylor has returned to the game.
2-7-LV 33 (14:14) (Shotgun) G.Minshew pass short middle to B.Bowers to LV 44 for 11 yards (D.James; J.Colson). P11
1-10-LV 44 (13:36) (Shotgun) G.Minshew pass incomplete short left to B.Bowers (B.Dupree).
2-10-LV 44 (13:33) (Shotgun) G.Minshew pass deep right to J.Meyers to LAC 23 for 33 yards (A.Gilman). P12
1-10-LAC 23 (12:44) (Shotgun) A.Mattison left tackle to LAC 19 for 4 yards (M.Fox).
2-6-LAC 19 (12:03) (Shotgun) G.Minshew sacked at LAC 23 for -4 yards (K.Mack).
3-10-LAC 23 (11:17) (Shotgun) G.Minshew pass short left to D.Turner to LAC 14 for 9 yards (P.Ford).
4-1-LAC 14 (10:33) D.Carlson 32 yard field goal is GOOD, Center-J.Bobenmoyer, Holder-A.Cole.

Timeout at 10:30.

LV 10 LAC 16, 8 plays, 56 yards, 4:25 drive, 4:30 elapsed

D.Carlson kicks 65 yards from LV 35 to end zone, Touchback to the LAC 30.

Los Angeles Chargers at 10:30

1-10-LAC 30 (10:30) J.Herbert pass incomplete short left to S.Matlock.
2-10-LAC 30 (10:26) (Shotgun) J.Herbert pass short right to G.Edwards to LAC 32 for 2 yards (A.Butler, T.Moehrig).
3-8-LAC 32 (9:44) (Shotgun) J.Herbert pass incomplete short right to Q.Johnston.
4-8-LAC 32 (9:40) J.Scott punts 41 yards to LV 27, Center-J.Harris. T.Tucker pushed ob at LV 48 for 21 yards (T.Dye).

Timeout at 09:30.

Las Vegas Raiders at 9:30

1-10-LV 48 (9:30) (Shotgun) Z.White right guard to 50 for 2 yards (J.Bosa).
2-8-50 (8:51) (Shotgun) G.Minshew pass short left to Z.White to LAC 49 for 1 yard (J.Taylor).
3-7-LAC 49 (8:04) (Shotgun) G.Minshew pass short left to A.Mattison to LAC 43 for 6 yards (D.Henley; A.Gilman).
4-1-LAC 43 (7:15) A.Cole punts 35 yards to LAC 8, Center-J.Bobenmoyer, fair catch by D.Davis.

Los Angeles Chargers at 7:09

1-10-LAC 8 (7:09) (Shotgun) G.Edwards right guard to LAC 11 for 3 yards (J.Jenkins).
2-7-LAC 11 (6:24) (Shotgun) J.Herbert pass short left to L.McConkey to LAC 16 for 5 yards (M.Epps).
3-2-LAC 16 (5:44) (Shotgun) J.Dobbins up the middle to LAC 18 for 2 yards (A.Butler). R9
Timeout #1 by LAC at 04:58.
1-10-LAC 18 (4:58) J.Dobbins left tackle to LAC 25 for 7 yards (N.Hobbs).
2-3-LAC 25 (4:19) J.Dobbins left tackle to LV 14 for 61 yards (N.Hobbs; M.Epps). R10
Timeout #1 by LV at 03:57.
1-10-LV 14 (3:57) (Shotgun) G.Edwards up the middle to LV 11 for 3 yards (J.Jenkins; R.Spillane).
Timeout #2 by LV at 03:51.
2-7-LV 11 (3:51) G.Edwards up the middle to LV 10 for 1 yard (J.Jenkins; L.Masterson).
Timeout #3 by LV at 03:47.
3-6-LV 10 (3:47) (Shotgun) J.Herbert pass short left to L.McConkey for 10 yards, TOUCHDOWN. P11
TWO-POINT CONVERSION ATTEMPT. G.Edwards rushes up the middle. ATTEMPT FAILS.
Penalty on LV-J.Jones, Disqualification, offsetting.
Penalty on LAC-J.Palmer, Disqualification, offsetting.

LV 10 LAC 22, 8 plays, 92 yards, 3:29 drive, 11:20 elapsed
--

C.Dicker kicks 65 yards from LAC 35 to end zone, Touchback to the LV 30.

Las Vegas Raiders at 3:40

1-10-LV 30 (3:40) (Shotgun) G.Minshew pass deep middle to J.Meyers to LV 49 for 19 yards (J.Colson; E.Molden) [J.Bosa]. P13
1-10-LV 49 (3:12) (No Huddle, Shotgun) G.Minshew pass short middle to B.Bowers to LAC 43 for 8 yards (D.James).
2-2-LAC 43 (2:46) (No Huddle, Shotgun) G.Minshew pass short right to B.Bowers to LAC 40 for 3 yards (A.Samuel). P14
1-10-LAC 40 (2:21) (No Huddle, Shotgun) G.Minshew pass short right to A.Mattison to LAC 37 for 3 yards (A.Samuel).

Las Vegas Raiders vs Los Angeles Chargers at SoFi Stadium

2-7-LAC 37 (2:01) (No Huddle, Shotgun) G.Minshew pass incomplete short right to T.Tucker.

Two-Minute Warning

3-7-LAC 37 (1:57) (Shotgun) G.Minshew pass incomplete deep right to J.Meyers (E.Molden).

PENALTY on LAC-B.Dupree, Defensive Offside, 5 yards, enforced at LAC 37 - No Play.

3-2-LAC 32 (1:50) (Shotgun) G.Minshew pass short right intended for A.Mattison INTERCEPTED by P.Ford (K.Mack) at LAC 35. P.Ford to LAC 38 for 3 yards (D.Parham).

Los Angeles Chargers at 1:44

1-10-LAC 38 (1:44) J.Herbert kneels to LAC 37 for -1 yards.

2-11-LAC 37 (1:04) J.Herbert kneels to LAC 37 for no gain.

3-11-LAC 37 (:27) J.Herbert kneels to LAC 36 for -1 yards.

END OF QUARTER

	Score	Time Poss	First Downs				Efficiencies	
			R	P	X	T	3 Down	4 Down
Las Vegas Raiders	10	8:42	0	4	0	4	0/3	0/0
Los Angeles Chargers	22	6:18	3	1	0	4	2/4	0/0

Miscellaneous Statistics Report

Las Vegas Raiders vs Los Angeles Chargers
9/8/2024 at SoFi Stadium

Ten Longest Plays for Las Vegas Raiders

Yards	Qtr	Play Start	Play Description
33	4	2-10-LV 44	(13:33) (Shotgun) G.Minshew pass deep right to J.Meyers to LAC 23 for 33 yards (A.Gilman).
31	1	1-10-LAC 31	(:54) (Shotgun) G.Minshew pass short right to A.Mattison for 31 yards, TOUCHDOWN.
26	2	1-10-LV 31	(6:56) G.Minshew pass deep left to B.Bowers pushed ob at LAC 43 for 26 yards (K.Fulton).
23	3	1-10-LV 43	(4:19) (Shotgun) G.Minshew pass short middle to D.Adams to LAC 34 for 23 yards (K.Fulton).
19	3	1-10-LV 30	(9:08) (Shotgun) G.Minshew pass short left to D.Adams pushed ob at LV 34 for 4 yards (J.Taylor). PENALTY on LAC-J.Taylor, Unnecessary Roughness, 15 yards, enforced at LV 34.
19	4	1-10-LV 30	(3:40) (Shotgun) G.Minshew pass deep middle to J.Meyers to LV 49 for 19 yards (J.Colson; E.Molden) [J.Bosa].
18	1	3-4-LV 39	(2:51) (Shotgun) G.Minshew pass short middle to D.Adams to LAC 43 for 18 yards (A.Gilman).
14	2	3-6-LV 38	(1:55) (Shotgun) G.Minshew pass short left to T.Tucker to LAC 48 for 14 yards (J.Taylor).
12	3	1-10-LV 31	(4:51) Z.White right guard to LV 43 for 12 yards (D.James, A.Samuel). LAC-J.Taylor was injured during the play.
11	1	3-9-LAC 42	(1:34) (Shotgun) G.Minshew pass short right to D.Adams to LAC 31 for 11 yards (A.Samuel).

Ten Longest Plays for Los Angeles Chargers

Yards	Qtr	Play Start	Play Description
61	4	2-3-LAC 25	(4:19) J.Dobbins left tackle to LV 14 for 61 yards (N.Hobbs; M.Epps).
46	3	3-1-LAC 47	(10:46) (Shotgun) J.Dobbins up the middle to LV 7 for 46 yards (N.Hobbs).
27	3	1-10-LAC 39	(2:02) (Shotgun) J.Herbert pass deep right to H.Hurst to LV 34 for 27 yards (J.Jones).
16	3	2-8-LAC 22	(12:13) (Shotgun) J.Herbert pass short middle to Q.Johnston to LAC 38 for 16 yards (R.Spillane).
13	1	1-10-LAC 36	(14:50) J.Herbert pass short right to W.Dissly to LAC 49 for 13 yards (D.Deablo) [A.Butler].
13	1	3-18-LV 48	(5:05) (Shotgun) J.Herbert pass short middle to Q.Johnston to LV 35 for 13 yards (T.Moehrig).
12	4	1-10-LV 12	(15:00) (Shotgun) J.Dobbins right tackle for 12 yards, TOUCHDOWN.
11	2	1-10-LAC 31	(12:13) J.Herbert pass short right to L.McConkey to LAC 42 for 11 yards (M.Epps) [N.Hobbs].
11	3	3-9-LV 33	(:47) (No Huddle, Shotgun) J.Herbert pass short right to J.Palmer ran ob at LV 22 for 11 yards.
10	3	1-10-LV 22	(:17) (Shotgun) G.Edwards up the middle to LV 12 for 10 yards (T.Moehrig; M.Epps).

Touchdown Scoring Information

		Offense	Defense	Special Teams
VISITOR	Las Vegas Raiders	1	0	0
HOME	Los Angeles Chargers	2	0	0

Player Scoring Information

Club	Player	TD	Rush TD	Rec TD	KO TD	Punt TD	Int TD	Fum TD	Misc TD	FG	XP	2Pt Rush	2Pt Rec	Sfty	Points
LV	A.Mattison	0	0	1	0	0	0	0	0	0	0	0	0	0	6
LV	D.Carlson	0	0	0	0	0	0	0	0	1	1	0	0	0	4
LAC	C.Dicker	0	0	0	0	0	0	0	0	3	1	0	0	0	10
LAC	J.Dobbins	0	1	0	0	0	0	0	0	0	0	0	0	0	6
LAC	L.McConkey	0	0	1	0	0	0	0	0	0	0	0	0	0	6

Possession Detail

	First Half		Second Half		Game	
	Visitor	Home	Visitor	Home	Visitor	Home
Largest Lead	4	3	0	12	4	12
Drives Leading	4	0	1	5	5	5
Time of Possession Leading	7:55	0:00	2:07	9:53	10:02	9:53
Largest Deficit	-3	-4	-12	0	-12	-4
Drives Trailing	1	4	5	1	6	5
Time of Possession Trailing	3:37	7:50	14:15	3:45	17:52	11:35
Times Score Tied Up		0		0		0
Lead Changes		2		1		3

J.Meredith	G	3	11%	B.Jaimes	G	4	14%
J.Laulu	DT	1	4%	J.Salyer	G	4	14%