



# INDIANAPOLIS COLTS WEEKLY MEDIA GUIDE



## WEEK 16

**INDIANAPOLIS COLTS (4-9-1) VS. LOS ANGELES CHARGERS (8-6)**  
**8:15 P.M. ET | MONDAY, DEC. 26, 2022 | LUCAS OIL STADIUM**



### COLTS HOST CHARGERS IN MONDAY NIGHT MATCHUP



Colts Linebacker  
JoJo Domann

The Indianapolis Colts will host the Los Angeles Chargers for their Week 16 matchup. The game time is set for 8:15 p.m. ET on Monday, Dec. 26, at Lucas Oil Stadium.

The contest will mark the 28th all-time regular season contest between the teams, with the Chargers leading the series 17-10. In their last matchup, Indianapolis traveled to Los Angeles in Week 1 of 2019 and lost in overtime, 30-24.

In Week 15, the Colts ventured to Minnesota and lost in overtime, 39-36.

Indianapolis took a 33-0 lead in the first half following four field goals from kicker **Chase McLaughlin**, a blocked punt returned for a touchdown by linebacker **JoJo Domann**, a one-yard touchdown pass by quarterback **Matt Ryan** and a 17-yard interception return for a touchdown by safety **Julian Blackmon**.

The Vikings scored a touchdown on their second possession of the second half, but the Colts countered with **McLaughlin's** fifth field goal of the game.

Minnesota then tallied four unanswered touchdowns, two of which included two-point conversions to bring the game into overtime.

Both teams had an extra possession in overtime before Vikings quarterback Kirk Cousins drove the team 60 yards in six plays to set up the game-winning 40-yard field goal.

**Ryan** completed 19-of-33 passes for 182 yards and one touchdown while running back **Zack Moss** led the team in rushing with 24 carries for 81 yards.

Defensively, the Colts tallied 7.0 sacks and forced three turnovers as linebacker **Bobby Okereke** led the unit with 12 tackles. **McLaughlin** finished with 18 points on five field goals and three extra points.

### MEDIA SCHEDULE: DEC. 20-23

#### Tuesday, Dec. 20

12:15 p.m. – Coordinators Available via Zoom

#### Wednesday, Dec. 21

12:00 p.m. – Jeff Saturday Available

12:10 p.m. – Players Available

1:10 p.m. – Practice (Limited Availability)

#### Thursday, Dec. 22

12:00 p.m. – Select Assistant Coaches and Players Available

1:10 p.m. – Practice (Limited Availability)

#### Friday, Dec. 23

11:30 a.m. – Practice (Limited Availability)

1:10 p.m. – Jeff Saturday Available

1:15 p.m. – Players Available

### BROADCAST INFORMATION

TV coverage: ESPN

Play-by-Play: Joe Buck

Color Analyst: Troy Aikman

Sideline: Lisa Salters



Radio coverage: Westwood One

Play-by-Play: Kevin Harlan

Color Analyst: Kurt Warner



Radio coverage: WFNI & WLHK

Play-by-Play: Matt Taylor

Color Analyst: Rick Venturi

Sideline: Larra Overton



### INDIANAPOLIS COLTS 2022 SCHEDULE

#### PRESEASON (1-2)

Day	Date	Opponent	Time	Network/Result
Sat.	Aug. 13	at Buffalo	4:00 PM	L, 24-27
Sat.	Aug. 20	DETROIT	1:00 PM	L, 26-27
Sat.	Aug. 27	TAMPA BAY	7:30 PM	W, 27-10

#### REGULAR SEASON (4-9-1)

Day	Date	Opponent	Time	Network/Result
Sun.	Sept. 11	at Houston	1:00 PM	T, 20-20 OT
Sun.	Sept. 18	at Jacksonville	1:00 PM	L, 0-24
Sun.	Sept. 25	KANSAS CITY	1:00 PM	W, 20-17
Sun.	Oct. 2	TENNESSEE	1:00 PM	L, 17-24
Thurs.	Oct. 6	at Denver	8:15 PM	W, 12-9 OT
Sun.	Oct. 16	JACKSONVILLE	1:00 PM	W, 34-27
Sun.	Oct. 23	at Tennessee	1:00 PM	L, 10-19
Sun.	Oct. 30	WASHINGTON	4:25 PM	L, 16-17
Sun.	Nov. 6	at New England	1:00 PM	L, 3-26
Sun.	Nov. 13	at Las Vegas	4:05 PM	W, 25-20
Sun.	Nov. 20	PHILADELPHIA	1:00 PM	L, 16-17
Mon.	Nov. 28	PITTSBURGH	8:15 PM	L, 17-24
Sun.	Dec. 4	at Dallas	8:20 PM	L, 19-54
Sun.	Dec. 11	BYE		
Sat.	Dec. 17	at Minnesota	1:00 PM	L, 36-39 OT
Sat.	Dec. 26	L.A. Chargers	8:15 PM	ESPN
Sun.	Jan. 1	at N.Y. Giants	1:00 PM	CBS
TBD	Jan. 7/8	HOUSTON	TBD	TBD

\* All times are Eastern; Home games in **BOLD CAPS**

### COLTS MEDIA SITE

On the Colts media website, <http://nflomg.com>, media outlets can access up-to-date Colts information, including press releases, transcripts, daily notes and game releases. The site also offers access to the 2022 media guide.

Login: coltsmedia  
Password: colts

Season and game-by-game credential requests can be sent to [credentials@colts.com](mailto:credentials@colts.com). You can also submit credential requests to NFLOMG.com.



# TABLE OF CONTENTS/IMPORTANT INFORMATION

## TABLE OF CONTENTS

Season Preview/Schedule ..... 1  
 Table of Contents/Important Information ..... 2  
 Head Coach Comparison ..... 3  
 Connections ..... 4  
 Statistical Comparison ..... 5

### COLTS INFORMATION

Colts Re-Signings..... 6  
 Colts Notable Offseason Acquisitions..... 7  
 Colts 2022 Draft Class ..... 8-9

### COLTS NOTES

What To Look For In 2022 ..... 10  
 Milestones Reached In 2022 ..... 11-13  
 Team/Offensive Notes ..... 14-18  
 Jonathan Taylor Notes..... 19-23  
 Matt Ryan Notes ..... 24-25  
 Defensive Notes..... 26-30  
 DeForest Buckner Notes..... 31-32  
 Shaquille Leonard Notes..... 33-35  
 Special Teams Notes ..... 36-37

## 2022 AFC SOUTH STANDINGS

Team	W	L	T	Pct.	Pts.	Opp.
Tennessee	7	7	0	.500	255	293
Jacksonville	6	8	0	.429	334	328
<b>Indianapolis</b>	<b>4</b>	<b>9</b>	<b>1</b>	<b>.321</b>	<b>245</b>	<b>337</b>
Houston	1	12	1	.107	235	344

## COLTS REGULAR SEASON RECORD AT LOS

### COLTS ALL-TIME ROOF/WINDOW RECORD AT LUCAS OIL STADIUM

**RECORD AT LUCAS OIL STADIUM:** 119 games (74-45)

**ROOF OPEN & WINDOW OPEN:** 27 games (15-12)

**ROOF OPEN & WINDOW CLOSED:** 9 games (9-0)

**ROOF CLOSED & WINDOW OPEN:** 6 games (1-5)

**ROOF & WINDOW CLOSED:** 77 games (49-28)

## 2022 REGULAR SEASON OPPONENTS

Along with their normal slate of home and road contests against AFC South opponents – Houston, Jacksonville and Tennessee – the Colts will compete against the AFC West and NFC East Divisions in 2022. Indianapolis will face seven 2021 playoff teams.

### INDIANAPOLIS COLTS 2022 REGULAR SEASON OPPONENTS

Team	H/A	2021 RS Record	Last RS Meeting/Result
Tennessee	H/A	12-5 (.706)	A - 10/23/22 - L, 19-10
Houston	H/A	4-13 (.235)	A - 9/11/22 - T, 20-20 OT
Jacksonville	H/A	3-14 (.176)	H - 10/16/22 - W, 34-27
Kansas City	H	12-5 (.706)	H - 9/25/22 - W, 20-17
Pittsburgh	H	9-7-1 (.559)	H - 11/28/22 - L, 24-17
L.A. Chargers	H	9-8 (.529)	A - 9/8/19 - L, 30-24
Philadelphia	H	9-8 (.529)	H - 11/20/22 - L, 17-16
Washington	H	7-10 (.412)	H - 10/30/22 - L, 17-16
Dallas	A	12-5 (.706)	A - 12/4/22 - L, 54-19
Las Vegas	A	10-7 (.588)	A - 11/13/22 - W, 25-20
New England	A	10-7 (.588)	A - 11/6/22 - L, 26-3
Minnesota	A	8-9 (.471)	A - 12/17/22 - L, 39-36 OT
Denver	A	7-10 (.412)	A - 10/6/22 - W, 12-9 OT
N.Y. Giants	A	4-13 (.235)	H - 12/23/18 - W, 28-27
<b>Total</b>		<b>116-121-1 (.489)</b>	

## 2022 TEAM CAPTAINS



**DEFOREST BUCKNER**

\*\*\*\*

2nd with Colts  
4th of career



**ZAIRE FRANKLIN**

\*\*\*

3rd with Colts  
3rd of career



**SHAQUILLE LEONARD**

\*\*\*\*

4th with Colts  
4th of career



**KENNY MOORE II**

\*

1st with Colts  
1st of career



**QUENTON NELSON**

\*\*

2nd with Colts  
2nd of career



**MATT RYAN**

\*\*\*\*\*

1st with Colts  
7th of career



**JONATHAN TAYLOR**

\*

1st with Colts  
1st of career

## 2022 AWARDS

### K-Chase McLaughlin

AFC Special Teams Player of the Week (Week 5 at Denver – First)

### DE-Yannick Ngakoue

NFL Africa Player of the Week (Week 11 vs. Philadelphia – First)

### RB-Jonathan Taylor

FedEx Ground Player of the Week (Week 1 at Houston – Sixth)  
AFC Offensive Player of the Week (Week 10 at Las Vegas – Second)  
Nickelodeon NVP (Week 10 at Las Vegas – Second)



## COLTS INTERIM HEAD COACH JEFF SATURDAY



**COACHING EXPERIENCE:** 6th season  
**NFL EXPERIENCE:** 15th season  
**COLTS INTERIM HEAD COACH:** 1st season  
**REGULAR SEASON:** 1-4 (.200)  
**POSTSEASON:** 0-0 (.000)

**PRO CAREER:** Jeff Saturday was named interim head coach of the Colts on November 7, 2022.

He previously coached at Hebron Christian Academy in Dacula, Ga. for five seasons (2015-19). Saturday served as the head coach his final three years at Hebron Christian and earned playoff berths each season. He compiled a 20-16 overall record as head coach.

In 14 NFL seasons with the Green Bay Packers (2012) and Colts (1999-2011), Saturday played in 211 career games (202 starts) and was a six-time Pro Bowl selection (2005-07, 2009-2010 and 2012). He earned Associated Press First Team All-Pro honors twice (2005, 2007) and was named to the NFL's All-Decade Team (2000-09) by *The Sporting News*.

Saturday also competed in 20 postseason contests (18 starts) and was a member of Indianapolis' Super Bowl XLI victory.

Saturday was inducted into the Colts' Ring of Honor in 2015 and ranks tied for fifth in team history in games played (197). He also ranks third in franchise history with 132 wins, sitting behind Reggie Wayne (143) and Peyton Manning (141).

Saturday was part of a team that produced 115 regular season victories from 2000-09, the second-most wins by an NFL team in a single decade in league history. During his career in Indianapolis, the club made 11 playoff appearances, won eight division titles and appeared in two Super Bowls.

In seven seasons, he was part of an offensive line that ranked first in the NFL in fewest sacks allowed (1999-2000, 2004-2006 and 2009-2010). Saturday started all 16 games at center in 10 seasons and helped the Colts offense record 5,000-plus net yards in 12 consecutive years from 1999-2010.

In 2011, he played an instrumental role in ending the NFL lockout as a leader among the players' executive committee.

Following his NFL playing career, Saturday got into broadcasting. He joined ESPN in July of 2013 as an NFL Analyst and regularly appeared on various shows, including *Get Up*, *First Take*, *NFL Live* and *SportsCenter*.

Saturday has supported multiple charitable causes, including Kids' Voice of Indiana, People's Burn Foundation of Indiana, the Riley Hospital for Children and Susan G. Komen for the Cure.

**BACKGROUND:** He attended the University of North Carolina-Chapel Hill and majored in business. Saturday was named a First Team All-ACC selection twice (1996-97) and garnered All-Academic honors in 1997.

Saturday and his wife, Karen, have three children, Jeffrey, Savannah and Joshua.

## CHARGERS HEAD COACH BRANDON STALEY



**COACHING EXPERIENCE:** 17th season  
**NFL EXPERIENCE:** 6th season  
**CHARGERS HEAD COACH:** 2nd season  
**REGULAR SEASON:** 17-14 (.548)  
**POSTSEASON:** 0-0 (.000)

**PRO CAREER:** Staley was named the 17th head coach in franchise history on Jan. 17, 2021.

In his first season at the helm, the Los Angeles offense set single-season team records for first downs (401), passing touchdowns (38) and fewest fumbles (10). The offensive unit also scored 181 fourth-quarter points, good for the second-most in a season in NFL history. Staley called a defense that led the NFL with 11 strip-sacks and paced the AFC with 19 forced fumbles. Six Chargers were selected to the Pro Bowl, including five that were tabbed as starters.

As defensive coordinator for the Los Angeles Rams in 2020, Staley directed the NFL's No. 1-ranked total defense, pass defense and scoring defense. His unit also ranked as the league's third-best run defense in 2020.

Prior to the Rams, Staley spent one season as outside linebackers coach with the Denver Broncos (2019) after two seasons in the same capacity for the Chicago Bears (2017-18). He guided Broncos Von Miller and Bears Khalil Mack to Pro Bowl honors during their time together, as Mack earned Associated Press First Team All-Pro recognition in his lone season with Staley.

Prior to coaching in the NFL, Staley spent three seasons (2013, '15-16) at John Carroll as defensive coordinator/secondary coach and the 2014 season as defensive coordinator/linebackers at James Madison. In his final season as a collegiate coach, he earned National Coordinator of the Year honors for Division III by leading the John Carroll unit to rank third in the nation in total defense (218.0 yards per game) and fourth in scoring defense (12.6 points per game). Before his stints at John Carroll and James Madison, Staley was a graduate assistant in 2012 at Tennessee. He held his first coordinator job as associate head coach/defensive coordinator at Hutchinson (Kan.) Community College from 2010-11.

Staley began his coaching career as a graduate assistant at Northern Illinois (2006-08) before coaching the defensive line and special teams in 2009 at the University of St. Thomas.

**BACKGROUND:** He played quarterback at Dayton (2001-04) and Mercyhurst (2005).

## COLTS/CHARGERS CONNECTIONS

### INDIANA/CALIFORNIA CONNECTIONS

- Indianapolis **Linebackers Coach Richard Smith** was born in Los Angeles, played collegiately at Rio Hondo Junior College (1975-76) and Fresno State in 1977. He also had coaching stints at Rio Hondo Junior College (1979-80), Cal State Fullerton (1981-83) and the University of California (1984-86).
- Colts **Senior Defensive Assistant John Fox** played at Southwestern College (1974-75) in Chula Vista, Calif., and San Diego State (1976-78). He also coached at San Diego State in 1978 and with the Los Angeles Express (USFL) in 1985.
- Indianapolis **Offensive Line Coach Chris Strausser** graduated from Chico State University in 1989. He also coached one season (1989) at Menlo College (Atherton, Calif.), two seasons (1995-98) at San Jose State and three seasons (1997-99) at Foothill College (Los Altos Hills, Calif.).
- Colts **WR-Michael Pittman Jr.** was born in Woodland Hills, Calif., and attended USC from 2016-19.
- Indianapolis **LB-Bobby Okereke** was raised in Santa Ana, Calif., and played collegiately at Stanford from 2014-18.
- Colts **G/T-Matt Pryor** was born in Long Beach, Calif.
- Los Angeles **Run Game Coordinator/Defensive Line Coach Jay Rodgers** played at Indiana from 1995-98.
- Chargers **Offensive Assistant Mike Hiestand** was a defensive graduate assistant at Notre Dame from 2014-15.
- Los Angeles **FB-Zander Horvath** is from Mishawaka, Ind. and played at Purdue from 2018-21.
- Chargers **LB-Drue Tranquill** is a native of Fort Wayne, Ind. and played at Notre Dame (2014-18).

### FORMER COLTS/CHARGERS

- Indianapolis **Defensive Coordinator Gus Bradley** and **Linebackers Coach Richard Smith** both served the same capacity with Los Angeles from 2017-20. **Defensive Backs Coach Ron Milus** was with Los Angeles from 2013-20 and **Senior Defensive Assistant John Fox** coached for the Chargers from 1992-93.
- Colts **CB-Tony Brown** (2018), **CB-Brandon Facyson** (2018-21) and **K-Chase McLaughlin** (2019) all played for the Chargers.
- Chargers **Executive Vice President – General Manager Tom Telesco** spent 15 seasons with the Colts in their front office (1998-2012).
- Los Angeles **Pass Game Specialist Tom Arth** played for Indianapolis from 2003-05.

### COLLEGE CONNECTIONS

- Indianapolis **CB-Tony Brown** (2014-17) and **C-Ryan Kelly** (2011-15) were both at Alabama with Los Angeles **P-JK Scott** (2014-17) and **Secondary Coach Derrick Ansley** (2010-11, 2016-17). **Brown** was also at Alabama with Los Angeles **Defensive Quality Control Isaac Shewmaker** (2016-19).
- Colts **RB-Deon Jackson** was at Duke with Chargers **OLB-Chris Rumph II** from 2018-20.
- Indianapolis **LB-JoJo Domann** was at Nebraska with Los Angeles **G/T-Brenden Jaimes** from 2017-20.
- Colts **LB-Bobby Okereke** was teammates at Stanford with Chargers **T-Foster Sarell** from 2017-18.
- Indianapolis **DE-Khalid Kareem** (2016-19) and **G-Quenton Nelson** (2014-17) were both at Notre Dame with Los Angeles **S-Alohi Gilman** (2017-19) and **LB-Drue Tranquill** (2014-18). **Nelson** was also at Notre Dame with Los Angeles **Offensive Assistant Mike Hiestand** from 2014-15.
- Colts **Defensive Line Coach Nate Ollie** was at Tennessee with Chargers **WR-Joshua Palmer** in 2017.
- Indianapolis **QB-Sam Ehlinger** was teammates at Texas with Los Angeles **K-Cameron Dicker** in 2020.
- Colts **DT-Byron Cowart** was at Maryland with Chargers **Wide Receivers Coach Chris Beatty** was there in 2018.
- Indianapolis **LB-Zaire Franklin** was at Syracuse with Los Angeles **Assistant Special Teams Coach Chris Gould** in 2014.

### NFL CONNECTIONS

- Indianapolis **QB-Nick Foles**, **S-Rodney McLeod Jr.** and **G/T-Matt Pryor** were all in Philadelphia with Los Angeles **WR-DeAndre Carter** in 2018. **McLeod Jr.** was also in Philadelphia with Los Angeles **QB-Chase Daniels** in 2016.
- Colts **General Manager Chris Ballard** was in Kansas City with **Daniels** from 2013-15.
- Indianapolis **QB-Matt Ryan** (2009-21) was in Atlanta with Los Angeles **LS-Josh Harris** (2012-21) and **DL-Tyler Davison** (2019-21). Colts **Linebackers Coach Richard Smith** was also in Atlanta with **Harris** from 2015-18. **Ryan** was in Atlanta with Los Angeles **Offensive Coordinator Joe Lombardi** in 2008.
- Colts **Assistant Defensive Backs Coach Mike Mitchell** was teammates with Chargers **G-Matt Feller** in Pittsburgh from 2016-17.
- Indianapolis **CB-Stephon Gilmore** was teammates in Carolina with Los Angeles **DL-Morgan Fox** in 2021.

- Colts **CB-Tony Brown** was in Green Bay with Chargers **C-Corey Linsley**, **P-JK Scott** and **Tight Ends Coach Kevin Koger** in 2019.
- Indianapolis **K-Chase McLaughlin** (2019-20) and **DE-Yannick Ngakoue** (2020) were with Los Angeles **Special Teams Coordinator Ryan Ficken** in Minnesota.
- Colts **Special Teams Coordinator Bubba Ventrone** (2015-17) and **Gilmore** (2017-21) were both in New England with Chargers **OLB-Kyle Van Noy** (2016-19, 2021).
- Indianapolis **P-Matt Haack** (2017-20) was in Miami with Los Angeles **Defensive Coordinator Renaldo Hill** (2018) and **Pass Game Coordinator/Quarterbacks Shane Day** (2016-18). **Haack** also spent one season (2020) with **Van Noy**.
- Foles** was in Chicago with Chargers **Run Game Coordinator/Defensive Line Jay Rodgers**, **OLB-Khalil Mack** and **Carter** in 2020.
- Indianapolis **DT-DeForest Buckner** was in San Francisco with **Day** in 2019. **Buckner** was also teammates with Los Angeles **Linebackers Coach Michael Wilhoite** in 2016.
- Gilmore** was in Buffalo with Chargers **Outside Linebackers Coach Giff Smith** in 2012.

### HOMETOWN CONNECTIONS

- Colts **RB-Deon Jackson**, Chargers **Offensive Quality Control Coach Chandler Whitmer**, **OL-Jamaree Salyer** and **TE-Gerald Everett** are all from Atlanta.
- Indianapolis **QB-Sam Ehlinger**, **QB-Nick Foles**, **TE-Kylen Granson**, Los Angeles **Run Game Coordinator/Defensive Line Coach Jay Rodgers**, **K-Cameron Dicker** and **G/T-Brenden Jaimes** are all from Austin, Texas.
- Colts **S-Nick Cross** and Chargers **G-Zion Johnson** are both from Bowie, Md.
- Indianapolis **LB-Zaire Franklin** and Los Angeles **S-Nasir Adderley** are both natives of Philadelphia.
- Colts **Offensive Line Coach Chris Strausser** and Chargers **Pass Game Specialist Tom Arth** are both from Cleveland.
- Indianapolis **G/T-Matt Pryor** and Los Angeles **Defensive Assistant John Timu** were both born in Long Beach, Calif.

### ADDITIONAL CONNECTIONS

- Chargers **DL-Christopher Hinton** is the son of former Colts **DL-Chris Hinton**, who played for the franchise from 1983-89 and was inducted into the team's Ring of Honor in 2001.



Los Angeles Chargers Executive Vice President – General Manager Tom Telesco spent 15 seasons with the Colts in their front office (1998-2012).

# STATISTICAL COMPARISON



## COLTS/CHARGERS ALL-TIME RESULTS

Date	Colts Record	Opp. Record	Result
9/20/70	0-0	0-0	16-14 W
10/8/72	1-2	1-1	20-23 L
11/7/76	7-1	4-4	37-21 W
10/18/81	1-5	4-2	14-43 L
12/26/82	0-6-1	5-2	26-44 L
11/4/84	3-6	4-5	10-38 L
11/30/86	0-12	2-10	3-17 L
11/8/87	4-3	6-1	13-16 L
12/20/87	7-6	8-5	20-7 W
10/23/88	2-5	2-5	16-0 W
11/26/89	5-6	4-7	10-6 W
10/18/92	3-2	1-4	14-34 L
11/1/92	4-3	3-4	0-26 L
11/29/93	3-7	4-6	0-31 L
12/17/95	8-6	7-7	24-27 L
12/31/95	9-7	9-7	35-20 W
11/3/96	5-3	4-4	19-26 L
10/26/97	0-7	3-4	19-35 L
10/4/98	0-4	2-2	17-12 W
9/26/99	1-1	1-0	27-19 W
12/26/04	11-3	11-3	34-31W*
12/18/05	13-0	8-5	17-26 L
11/11/07	7-1	4-4	21-23 L
1/13/08	13-3	12-5	24-28 L
11/23/08	6-4	4-6	23-20 W
1/3/09	12-4	8-8	17-23 L*
11/28/10	6-4	5-5	14-36 L
10/14/13	4-1	2-3	9-19 L
9/25/16	0-2	1-1	26-22 W
9/8/19	0-0	0-0	24-30 L*

Home Game in **Bold**; Playoff Games in Blue; \*OT

### COLTS RECORDS VS. CHARGERS

Regular Season: 10-17 Home: 4-11 Away: 6-6  
 Playoffs: 1-2  
 Points-Allowed: 549-717 Home: 259-416 Away: 290-301  
 Colts Longest Series Streaks: Won 3, Lost 6

### SWEEPS

Chargers (1): 1992

### SPLITS (1): 1987

### BY STADIUM

Memorial: 0-2 Hoosier/RCA: 3-9 Lucas Oil: 1-1  
 Jack Murphy/Qualcomm: 7-6

**ALL-TIME SERIES:** Chargers lead, 17-10

**CURRENT COLTS STREAK:** Lost 1

## 2022 REGULAR SEASON TEAM LEADERS



### PASSING YARDS

M. Ryan.....	3,057	J. Herbert.....	4,019
S. Ehlinger.....	304	C. Daniel.....	0

### RUSHING YARDS

J. Taylor.....	861	A. Ekeler.....	692
D. Jackson.....	191	J. Kelley.....	191

### RECEIVING YARDS

M. Pittman Jr.....	815	J. Palmer.....	714
A. Pierce.....	510	M. Williams.....	693
P. Campbell.....	510	A. Ekeler.....	635

### POINTS SCORED

C. McLaughlin.....	97	A. Ekeler.....	84
J. Taylor.....	24	C. Dicker.....	56
P. Campbell.....	18	D. Hopkins.....	39
J. Woods.....	18		

### TACKLES

Z. Franklin.....	140	D. Tranquill.....	116
B. Okereke.....	118	D. James Jr.....	105
R. McLeod Jr.....	72	K. Murray Jr.....	65

### INTERCEPTIONS

S. Gilmore.....	2	B. Callahan.....	5
R. Thomas II.....	2	N. Adderley.....	3
R. McLeod Jr.....	1	Five players tied.....	1
S. Leonard.....	1		
J. Blackmon.....	1		

### SACKS

Y. Ngakoue.....	9.5	K. Mack.....	7.0
D. Buckner.....	6.5	D. Tranquill.....	4.0
K. Paye.....	6.0	D. James Jr.....	4.0

### KICKOFF RETURN YARDS [AVG.]

I. Rodgers Sr.....	452 (25.1)	D. Carter.....	497 (19.1)
--------------------	------------	----------------	------------

### PUNT RETURN YARDS [AVG.]

K. Coutee.....	139 (9.3)	D. Carter.....	251 (12.0)
----------------	-----------	----------------	------------

### PUNTING YARDS [GROSS/NET AVG.]

M. Haack.....	2,733 (44.6/40.5)	J. Scott.....	2,593 (43.2/41.6)
---------------	-------------------	---------------	-------------------

### FIELD GOALS

C. McLaughlin.....	27/32 (84.4%)	C. Dicker.....	14/15 (93.3%)
R. Blankenship.....	2/3 (66.6%)	D. Hopkins.....	9/10 (90.0%)

## 2022 REGULAR SEASON OFFENSIVE RANKINGS

Tm	Yds/ Gm	Yds/ Play	Rush Yds/ Gm	Rush Yds/ Play	Pass Yds/ Gm	Pass Yds/ Play	Int. Pct.	Sks/ Att.	1st Dwns/ Gm	Punt Rtn Avg.	Kick Rtn Avg.	FG Pct.	3rd Dwn Pct.	4th Dwn Pct.	Red Zone Pct.	Goal to Go Pct.	Avg. TDP	Pts/ Gm
<b>IND</b>	319.6	4.83	105.2	4.04	214.4	5.85	2.73	9.55	18.6	8.6	28.4	82.86	35.23	41.18	45.00	60.87	29:54	17.5
Rank	24	29	25	27	19	29	26	26	23	19	1	22	27	27	31	27	16	29
<b>LAC</b>	357.9	5.23	83.7	3.67	274.2	6.35	1.49	5.62	20.9	12.0	19.0	92.86	41.98	50.00	50.00	62.50	30:15	22.3
Rank	12	21	31	31	2	20	6	8	9	3	30	3	14	15	25	26	12	14

## 2022 REGULAR SEASON DEFENSIVE RANKINGS

Tm	Yds/ Gm	Yds/ Play	Rush Yds/ Gm	Rush Yds/ Play	Pass Yds/ Gm	Pass Yds/ Play	Int. Pct.	Sks/ Pass Att.	1st Dwns/ Gm	Punt Rtn Avg.	Kick Rtn Avg.	3rd Dwn Pct.	4th Dwn Pct.	Red Zone Pct.	Goal to Go Pct.	Pts/ Gm	Pt Diff/ Gm	Yd Diff/ Gm
<b>IND</b>	329.3	5.12	123.7	4.13	205.6	6.51	1.58	8.82	20.2	6.9	23.4	36.76	47.62	67.50	79.17	24.1	-6.6	-9.6
Rank	12	9	20	7	10	13	27	4	19	7	22	7	12	30	23	24	31	20
<b>LAC</b>	354.5	5.89	145.6	5.35	208.9	6.76	2.31	6.47	19.6	3.4	19.4	41.57	40.00	54.76	62.50	24.3	-2.0	3.4
Rank	21	29	28	31	11	20	14	20	14	1	4	24	5	13	4	25	21	17



## COLTS RE-SIGNINGS



**MO ALIE-COX**  
**TIGHT END**  
**HEIGHT: 6-5**  
**WEIGHT: 267**  
**COLLEGE: VIRGINIA COMMONWEALTH**  
**EXPERIENCE: 5**

Alie-Cox was originally signed by the Colts on April 20, 2017. He has played in 71 career games (25 starts) in six seasons (2017-22) with the Colts and has compiled 87 receptions for 1,119 yards and 10 touchdowns.



**ASHTON DULIN**  
**WIDE RECEIVER**  
**HEIGHT: 6-2**  
**WEIGHT: 215**  
**COLLEGE: MALDENE**  
**EXPERIENCE: 4**

Dulin was originally signed by Indianapolis as an undrafted free agent on May 3, 2019. He has appeared in 53 career games (three starts) in four seasons (2019-22) with Indianapolis and has tallied 33 receptions for 450 yards and three touchdowns. He has also compiled six carries for 46 yards, 17 kickoff returns for 439 yards (25.8 avg.) and 33 special teams tackles.



**ZAIRE FRANKLIN**  
**LINEBACKER**  
**HEIGHT: 6-0**  
**WEIGHT: 235**  
**COLLEGE: SYRACUSE**  
**EXPERIENCE: 5**

Franklin was originally selected by Indianapolis in the seventh round (235th overall) of the 2018 NFL Draft. He has played in 79 career games (29 starts) in five seasons (2018-22) with the Colts and has compiled 203 tackles (116 solo), 10.0 tackles for loss, 1.0 sack, seven passes defended, one interception, two forced fumbles, one fumble recovery and 31 special teams stops.



**TYQUAN LEWIS (INJURED RESERVE)**  
**DEFENSIVE END**  
**HEIGHT: 6-3**  
**WEIGHT: 267**  
**COLLEGE: OHIO STATE**  
**EXPERIENCE: 5**

Lewis was originally selected by Indianapolis in the second round (64th overall) of the 2018 NFL Draft. He has played in 48 career games (15 starts) in five seasons (2018-22) with the Colts and has tallied 70 tackles (49 solo), 17.0 tackles for loss, 9.5 sacks, seven passes defended, one interception and one forced fumble.



**MATT PRYOR**  
**TACKLE**  
**HEIGHT: 6-7**  
**WEIGHT: 332**  
**COLLEGE: TEXAS CHRISTIAN**  
**EXPERIENCE: 5**

Pryor has played in 57 career regular season games (24 starts) and has started one postseason contest in his time with the Colts (2021-22) and Philadelphia Eagles (2018-20). He was acquired by Indianapolis via trade with the Eagles on August 31, 2021.

# COLTS NOTABLE OFFSEASON ACQUISITIONS



## 2022 COLTS NOTABLE OFFSEASON ACQUISITIONS



**BRANDON FACYSON**  
**CORNERBACK**  
**HEIGHT: 6-2**  
**WEIGHT: 197**  
**COLLEGE: VIRGINIA TECH**  
**EXPERIENCE: 5**

Facyson was signed by Indianapolis as an unrestricted free agent on March 18, 2022. He has played in 69 career games (15 starts) in his time with the Colts (2022), Las Vegas Raiders (2021) and Los Angeles Chargers (2018-21) and has compiled 115 tackles (89 solo), 4.0 tackles for loss, 19 passes defended, one interception, one forced fumble, two fumble recoveries and 20 special teams stops. Facyson has also appeared in three postseason contests (one start) and recorded two solo tackles. He was originally signed by the Chargers as an undrafted free agent on May 11, 2018. His last name is pronounced fay-SEN.



**NICK FOLES**  
**QUARTERBACK**  
**HEIGHT: 6-6**  
**WEIGHT: 243**  
**COLLEGE: ARIZONA**  
**EXPERIENCE: 11**

Foles was signed by Indianapolis as a free agent on May 23, 2022. He has played in 69 career games (56 starts) in his time with the Colts (2022), Chicago Bears (2020-21), Jacksonville Jaguars (2019), Philadelphia Eagles (2012-14, 2017-18), Kansas City Chiefs (2016) and St. Louis Rams (2015) and has completed 1,277-of-2,045 passes for 14,003 yards with 82 touchdowns and 43 interceptions. Foles has also registered 149 carries for 399 yards and six touchdowns.

He started six postseason contests and completed 143-of-210 passes for 1,633 yards with 11 touchdowns and five interceptions. Foles also recorded one receiving touchdown and one rushing touchdown. He was named Super Bowl LII MVP after helping Philadelphia win its first Super Bowl championship following the 2017 season. Foles was selected to the Pro Bowl in 2013.



**STEPHON GILMORE**  
**CORNERBACK**  
**HEIGHT: 6-0**  
**WEIGHT: 190**  
**COLLEGE: SOUTH CAROLINA**  
**EXPERIENCE: 11**

Gilmore was signed by Indianapolis as an unrestricted free agent on April 18, 2022. He has played in 146 career games (139 starts) in his time with the Colts (2022), Carolina Panthers (2021), New England Patriots (2017-21) and Buffalo Bills (2012-16) and has compiled 486 tackles (421 solo), 8.0 tackles for loss, 1.0 sack, 127 passes defended, 29 interceptions (two returned for touchdowns), seven forced fumbles and three fumble recoveries. Gilmore has started seven postseason contests, including Super Bowls LIII and LII, and totaled 19 tackles (18 solo), 11 passes defended, two interceptions and one forced fumble. He was originally selected by the Bills in the first round (10th overall) of the 2012 NFL Draft.

Gilmore is a five-time Pro Bowl selection (2016, 2018-21) and a two-time Associated Press First Team All-Pro (2018 and 2019). He was named the AP Defensive Player of the Year in 2019.



**RODNEY MCLEOD JR.**  
**SAFETY**  
**HEIGHT: 5-10**  
**WEIGHT: 195**  
**COLLEGE: VIRGINIA**  
**EXPERIENCE: 11**

McLeod Jr. was signed by Indianapolis as an unrestricted free agent on April 14, 2022. He has played in 153 career games (135 starts) in his time with the Colts (2022), Philadelphia Eagles (2016-21) and St. Louis Rams (2012-15) and has compiled 635 tackles (458 solo), 22.0 tackles for loss, 2.0 sacks, 59 passes defended, 17 interceptions, 11 forced fumbles, eight fumble recoveries and 34 special teams stops. Since 2013, McLeod Jr. is one of two active

safeties to have 10-plus interceptions and 10-plus forced fumbles. He has also started five postseason contests, including Super Bowl LII, and has registered 23 tackles (15 solo), 1.0 tackle for loss, 1.0 sack and one pass defended. McLeod Jr. was originally signed by the Rams as an undrafted free agent on May 8, 2012. His last name is pronounced muh-CLOUD.



**YANNIK NGAKOUÉ**  
**DEFENSIVE END**  
**HEIGHT: 6-2**  
**WEIGHT: 246**  
**COLLEGE: MARYLAND**  
**EXPERIENCE: 7**

Ngakoue was acquired by Indianapolis via trade with the Las Vegas Raiders on March 16, 2022. He has played in 109 career games (101 starts) in his time with the Colts (2022), Raiders (2021), Baltimore Ravens (2020), Minnesota Vikings (2020) and Jacksonville Jaguars (2016-2019) and has compiled 200 tackles (161 solo), 64.0 tackles for loss, 65.0 sacks, 13 passes defended, two interceptions (one returned for a touchdown), 21 forced fumbles and three fumble recoveries. He is one of just three players to register at least 8.0 sacks in each of the last six seasons (2016-21). Since entering the NFL in 2016, Ngakoue ranks fifth in the league in forced fumbles. His name is pronounced yah-NEEK in-GAH-kway.

A Pro Bowl selection in 2017, he appeared in six career postseason contests (five starts) and has registered five tackles (three solo), 1.0 tackle for loss, 1.0 sack, one pass defended and one forced fumble. Ngakoue was originally selected by the Jaguars in the third round (69th overall) of the 2016 NFL Draft.



**MATT RYAN**  
**QUARTERBACK**  
**HEIGHT: 6-4**  
**WEIGHT: 217**  
**COLLEGE: BOSTON COLLEGE**  
**EXPERIENCE: 15**

Ryan was acquired by the Colts via trade with the Atlanta Falcons on March 21, 2022. In 15 seasons with the Colts (2022) and Falcons (2008-2021), he has started 234 career regular season games and has completed 5,551-of-8,464 passes for 62,792 yards with 381 touchdowns and 183 interceptions for a 93.6 passer rating. Ryan also has compiled 1,539 rushing yards, 13 rushing touchdowns and one receiving touchdown. In NFL history, he ranks in the top-10 in numerous passing categories, including attempts (fifth), completions (fifth), completion percentage (11th), yards (seventh) and touchdowns (ninth). Ryan ranks fourth in 300-yard passing games (76). He is tied for fifth in 4,000-yard passing seasons (10) and is one of only two players to reach that mark in 10 consecutive seasons in NFL history. Through a player's first 14 seasons in the league, Ryan ranks in the top-five in attempts (first), completions (first), passing yards (first) and passing touchdowns (fifth). He owns 21 franchise records for Atlanta.

Ryan has started 10 postseason contests, including Super Bowl LI, and completed 237-of-351 passes for 2,672 yards with 20 touchdowns and seven interceptions for a 100.8 passer rating. He also recorded 43 rushing yards and one touchdown. Ryan was originally selected by the Falcons in the first round (third overall) of the 2008 NFL Draft.

He was named Associated Press NFL MVP, Offensive Player of the Year and First Team All-Pro in 2016. Ryan was Atlanta's nominee for the Walter Payton NFL Man of the Year Award in 2016. A four-time Pro Bowl selection, he was selected AP Offensive Rookie of the Year in 2008. Ryan was named NFC Defensive Player of the Month three times and earned NFC Offensive Player of the Week honors nine times.

## COLTS 2022 DRAFT CLASS



**ALEC PIERCE**  
**WIDE RECEIVER**  
**HEIGHT: 6-3**  
**WEIGHT: 211**  
**COLLEGE: CINCINNATI**  
**DRAFT PICK: 2ND ROUND (53RD OVERALL)**

Pierce played in 45 games (30 starts) at Cincinnati (2018-21) and compiled 106 receptions for 1,851 yards (17.5 avg.) and 13 touchdowns. He finished ninth in school history in career receiving yards.

As a team captain in 2021, Pierce played in all 14 games (13 starts) and led the team in receiving with 52 receptions for 884 yards (17.0 avg.) and eight touchdowns. In 2020, he appeared in six games (four starts) and tallied 17 receptions for 315 yards (18.5 avg.) and three touchdowns. Pierce played in all 14 games (13 starts) in the 2019 season and compiled 37 receptions for 652 yards (17.6 avg.) and two touchdowns. He led the team in receiving yards and receiving average. In 2018, Pierce saw action in 11 games and finished with six tackles on special teams.



**JELANI WOODS**  
**TIGHT END**  
**HEIGHT: 6-7**  
**WEIGHT: 253**  
**COLLEGE: VIRGINIA**  
**DRAFT PICK: 3RD ROUND (73RD OVERALL)**

Woods competed in 11 games (10 starts) at Virginia in 2021 after transferring from Oklahoma State and registered 44 receptions for 598 yards and eight touchdowns. He led all ACC tight ends in receiving yards and touchdown receptions. Woods ranked fourth in the country in touchdown receptions among tight ends and was named a First Team All-ACC selection.


He appeared in 34 games (28 starts) at Oklahoma State (2017-20) and compiled 31 receptions for 361 yards and four touchdowns. Woods garnered All-Big 12 honorable mention accolades in three seasons (2018-20). In 2020, he was named an All-Big 12 honorable mention selection after he competed in 10 games (nine starts) and accumulated eight receptions for 129 yards and one touchdown. Saw action in all 13 games (12 starts) during the 2019 season and recorded 16 receptions for 112 yards and one touchdown. Woods garnered All-Big 12 honorable mention accolades. In 2018, he appeared in 11 games (seven starts) and compiled seven receptions for 120 yards and two touchdowns.



**BERNHARD RAIMANN**  
**TACKLE**  
**HEIGHT: 6-6**  
**WEIGHT: 303**  
**COLLEGE: CENTRAL MICHIGAN**  
**DRAFT PICK: 3RD ROUND (77TH OVERALL)**

Raimann appeared in 44 games (29 starts) at Central Michigan (2018-21) and made 18 starts at left tackle and 11 starts at tight end.

In 2021, Raimann was a First Team All-MAC choice after he started all 12 games at left tackle in 2021 and helped the Central Michigan offense average 32.21 points per game and 179.2 rushing yards per game. Started all six games at left tackle in 2020 and helped pave the way for an offense that averaged 218.2 rushing yards per game. In 2019, he saw action in all 14 games (seven starts) at tight end and compiled 10 receptions for 76 yards. Competed in all 12 games (four starts) in 2018 and registered 10 receptions for 88 yards.



**NICK CROSS**  
**SAFETY**  
**HEIGHT: 6-0**  
**WEIGHT: 212**  
**COLLEGE: MARYLAND**  
**DRAFT PICK: 3RD ROUND (96TH OVERALL)**

Cross played in 29 games (21 starts) at Maryland (2019-21) and compiled 135 tackles (89 solo), 5.5 tackles for loss, 4.0 sacks, 18 passes defended, six interceptions and three forced fumbles. He was a three-time All-Big Ten honorable mention selection (2019-2021).

In 2021, Cross started all 13 games and tallied 67 tackles (45 solo), 3.5 tackles for loss, 3.0 sacks, seven passes defended, three interceptions and two forced fumbles. He led the team in interceptions (three) and forced fumbles (two). Appeared in four games (three starts) during the 2020 season and recorded 23 tackles (14 solo), 1.0 tackle for loss, 1.0 sack, four passes defended, a team-high one interception and one forced fumble. In 2019, Cross saw action in 12 games (five starts) and accumulated 45 tackles (30 solo), 1.0 tackle for loss, seven passes defended and two interceptions.



**ERIC JOHNSON II**  
**DEFENSIVE TACKLE**  
**HEIGHT: 6-4**  
**WEIGHT: 299**  
**COLLEGE: MISSOURI STATE**  
**DRAFT PICK: 5TH ROUND (159TH OVERALL)**

Johnson II played in 55 games (47 starts) at Missouri State (2016-21) and compiled 131 tackles (56 solo), 19.5 tackles for loss, 6.5 sacks, two forced fumbles, three fumble recoveries, two passes defended, two blocked field goals and two blocked extra points. He played in a school-record 55 consecutive games as a five-year starter. Johnson II was named Second Team All-Missouri Valley Football Conference twice in his career (2020, 2021).

In 2021, he started all 12 games and recorded 43 tackles (19 solo), 6.5 tackles for loss, 1.5 sacks, two passes defended, one forced fumble, one fumble recovery and two blocked extra points. Started 10 games in 2020 and registered 27 tackles (15 solo), 6.0 tackles for loss, 1.5 sacks, one fumble recovery and one blocked field goal. In 2019, Johnson II played in all 11 games (seven starts) and finished with 18 tackles (three solo). Saw action in all 11 games (nine starts) in 2018 and registered 25 tackles (13 solo), 4.0 tackles for loss, 2.5 sacks, one forced fumble, one fumble recovery and one blocked field goal. In 2017, he played in all 11 games (nine starts) and tallied 18 tackles (six solo), 3.0 tackles for loss and 1.0 sack.



**DREW OGLETREE (INJURED RESERVE)**  
**TIGHT END**  
**HEIGHT: 6-5**  
**WEIGHT: 260**  
**COLLEGE: YOUNGSTOWN STATE**  
**DRAFT PICK: 6TH ROUND (192ND OVERALL)**

Ogletree played in 17 games (12 starts) in two seasons at Youngstown State (2020-21) and compiled 40 receptions for 391 yards. He appeared in 27 games (10 starts) at Findlay (2016-19) and totaled 54 receptions for 785 yards and 10 touchdowns.

In 2021, Ogletree started all 10 games and finished with 28 receptions for 282 yards. He led the team in receptions and receiving yards. Saw action in all seven games (two starts) in 2020 and registered 12 receptions for 109 yards. Did not see game action during the 2019 season. In 2018, Ogletree was named a All-Great Midwest Athletic Conference honorable mention selection after he started all 10 games he appeared in and finished with 28 receptions for 428 yards and five touchdowns. Appeared in 11 games during the 2017 season and compiled 23 receptions for 328 yards and five touchdowns. In 2016, he saw action in six games and caught three passes for 29 yards.



**COLTS 2022 DRAFT CLASS**

**RODNEY THOMAS II**  
**SAFETY**  
**HEIGHT: 6-1**  
**WEIGHT: 196**  
**COLLEGE: YALE**  
**DRAFT PICK: 7TH ROUND (239TH OVERALL)**

Thomas II played in 33 games at linebacker and defensive back at Yale (2017-21) and compiled 134 tackles (95 solo), 8.0 tackles for loss, 1.0 sack, 21 passes defended and six interceptions.

In 2021, he earned First Team All-Ivy League honors after he started 10 games (nine at defensive back and one at linebacker) and recorded 50 tackles (35 solo), 1.0 tackle for loss, 11 passes defended and two interceptions. Did not compete in 2020 because the season was cancelled due to the COVID-19 pandemic. In 2019, Thomas II earned All-Ivy League honorable mention accolades after he started nine games at linebacker and tallied 39 tackles (26 solo), 7.0 tackles for loss, 1.0 sack, five passes defended, two interceptions and one forced fumble. Appeared in nine games at defensive back in 2018 and recorded 44 tackles (34 solo), five passes defended, two interceptions and one fumble recovery (returned for a touchdown). In 2017, he saw action in five games in a backup role at defensive back and registered one tackle.



## WHAT TO LOOK FOR IN 2022

### **TEAM**

- With three regular season wins, the Colts will eclipse 550 regular season wins.
- With five wins, the Colts will eclipse 575 wins (regular season and postseason).

### **CB-STEPHON GILMORE**

- **With one start, he will reach 140 games started.**

### **CB-KENNY MOORE II**

- **With one pass defended, he will reach 50 career passes defended.**

### **QB-MATT RYAN**

- With 649 passing yards, he will pass Philip Rivers (63,440) for the sixth-most passing yards in NFL history.
- With 19 touchdown passes, he will reach 400 career touchdown passes and become just the ninth player in NFL history to reach that plateau.
- **With one game-winning drive, he will tie Dan Marino (47) for the fifth-most in NFL history.**
- With two game-winning drives, he will pass Dan Marino (47) for the fifth-most in NFL history.



## MILESTONES REACHED IN 2022

### TEAM

- In **Week 1 at HOU (9/11)**, the Colts had their first tie since Week 7 of the 1992 season vs. Green Bay and the first one in the Indianapolis era.
- In **Week 5 at DEN (10/6)**, the Colts converted four field goals for 12 points to win the game. It marks the franchise's first win without scoring a touchdown since Week 1 of 2003 at Cleveland (9-6).
- In **Week 8 vs. WAS (10/30)**, Indianapolis committed only three penalties, which was the fewest by the team this season.
- In **Week 10 at LV (11/13)**, Indianapolis led at the end of the first quarter, first half, third quarter and won the game for the first time this season. The franchise entered halftime with a lead for the first time since Week 16 at Arizona of 2021. Interim Head Coach Jeff Saturday became the first Colts interim head coach to win his first game since Ron Meyer in Week 14 of 1986 at Atlanta. In 2012, Bruce Arians won his first game filling in for Chuck Pagano. However, the win was credited to Pagano.
- In **Week 15 at MIN (12/17)**, the Colts led by 33 points at the end of the first half, which was the sixth-best first half point margin in franchise history and the highest point differential in the first half since Week 16 of 1997 vs. Miami (34).

### COLTS OFFENSE

- In **Week 1 at HOU (9/11)**, the Colts tallied 517 total net yards, which is the second-most in the Frank Reich era and the most by the team since Week 9 of 2021 vs. New York Jets. Indianapolis compiled 216 total net yards in the fourth quarter, which was the most by the team in the final quarter since Week 13 of 2011 at New England (266). The Colts converted 33 first downs, which marks the most by the Colts in a single game since Week 16 of 2007 vs. Houston. Indianapolis had a 300-yard passer (Matt Ryan), 100-yard rusher (Jonathan Taylor) and 100-yard receiver (Michael Pittman Jr.). It marked the first time the team has accomplished that feat since Peyton Manning, Joseph Addai and Pierre Garcon in Week 6 of 2010 at Washington.
- In **Week 4 vs. TEN (10/2)**, the Colts tight ends collectively compiled 180 receiving yards, which is the most receiving yards by a group of tight ends in an NFL game this season. Indianapolis converted seven third downs and a 53.8 third down conversion percentage, which are both the best marks by the team this season.
- In **Week 6 vs. JAX (10/16)**, the Colts converted 10 third downs. It is the most by the franchise since Week 4 of 2018 vs. Houston (10). Indianapolis didn't allow a sack, which marks the first time the team has accomplished that feat since Week 11 of 2021 at Buffalo.
- In **Week 10 at LV (11/13)**, the Colts eclipsed 400 total net yards for the third time this season. Indianapolis rushed for 207 yards, which is the most by the team this season and the most by the Colts since Week 15 of 2021 vs. New England. The Colts converted 6-of-11 third downs (54.5 percent), which is the second-best third down conversion percentage by the team this season (Week 6 vs. Jacksonville).
- In **Week 11 vs. PHI (11/20)**, the Colts scored on their opening drive for the first time since Week 16 of 2021 at Arizona.
- In **Week 13 at DAL (12/4)**, the Colts tallied 10 points in the first quarter, which was the most by the team in the opening frame this season.

### COLTS DEFENSE

- In **Week 3 vs. KC (9/25)**, the Indianapolis defense held the Chiefs to a 30 percent third down conversation rate, which is Kansas City's worst single-game third down conversion rate since Week 2 of 2021 (16.7 percent at Baltimore).
- In **Week 4 vs. TEN (10/2)**, the Colts defense held the Titans to only 116 net passing yards, which is the fewest net passing yards allowed by Indianapolis this season.
- In **Week 5 at DEN (10/6)**, Indianapolis held Denver to 2-of-15 (13.3 percent) on third down. It is the lowest opposing third down percentage since Week 7 of 2021 at San Francisco (9.1 percent). The Colts registered 4.0 sacks, which is the most by the team since Week 13 of 2021 at Houston. The Colts held Denver to under 105 total net yards in the first half. It marks the second time this season the defense has held an opponent under that mark in the first half (Week 3 vs. Kansas City - 102).
- In **Week 6 vs. JAX (10/16)**, Indianapolis tallied 9.0 tackles for loss. It is the most by the team in a single game since Week 9 of 2020 vs. Baltimore. The Colts registered 4.0 sacks in the first half, which is the most by the team in the first half since Week 15 of 2020 vs.

Houston (4.0).

- In **Week 7 at TEN (10/23)**, Indianapolis held Tennessee to two field goals in the red zone. The Titans entered the game ranked No. 1 in red zone touchdown efficiency (92.3 percent). The Colts defense didn't allow a touchdown for the second time this season (Week 5 at Denver). The Indianapolis defense held Ryan Tannehill to 66 yards passing in the first half, which is the lowest mark by him this season. They also limited him to 132 yards in the game, which is the second-fewest by Tannehill this year. The Colts defense held the Titans to 116 net passing yards. That marks the third time this season Indianapolis has limited an opponent to less than 140 net passing yards (Week 4 vs. Tennessee, Week 6 vs. Jacksonville).
- In **Week 8 vs. WAS (10/30)**, the Colts defense held Washington to 2-of-12 (16.7 percent) on third downs. It is the third time this season they have limited an opponent to three third downs or fewer (Week 3 vs. Kansas City and Week 5 at Denver).
- In **Week 10 at LV (11/13)**, the Colts defense didn't allow any passing yards in the first quarter. It marks the first time the Colts have done that since Week 6 of 2014 at Houston. Indianapolis didn't allow a score on the Raiders' opening possession. It marks the fifth consecutive game Indianapolis hasn't allowed an opening-possession score.
- In **Week 11 vs. PHI (11/20)**, Indianapolis ended Philadelphia's streak of games with at least 20 points, which was the longest active streak in the NFL (14). The Colts held the Eagles to only three points in the first half. It marked their lowest first half total this season and their lowest since Week 16 of 2021 (three). Indianapolis didn't allow a score on the Eagles' opening possession. It is the sixth consecutive game Indianapolis hasn't allowed an opening-possession score. The Colts forced three fumbles, which was the most by the team in a single game since Week 15 of 2020 vs. Houston (three).
- In **Week 15 at MIN (12/17)**, Indianapolis registered 7.0 sacks, which is their most in a single game since Week 4 of 2018 vs. Houston (7.0). The Colts had six different players with at least 1.0 sack. It marked the first time that six different Colts players had at least 1.0 sack since Week 7 of 2000 (Cornelius Bennett, Chad Bratzke, Jeff Burris, Ellis Johnson, Marcus Washington and Josh Williams). Indianapolis recorded 10 passes defended, which is the most by the team since Week 6 of 2020 vs. Cincinnati (11).

### COLTS SPECIAL TEAMS

- In **Week 12 vs. PIT (10/28)**, the Colts tallied 225 kickoff return yards, which is the most by an NFL team in a single game this season. It also marked the most by the Colts since Week 16 of 2004 (252). Indianapolis had two players (Dallas Flowers - 118 and Isalah Rodgers Sr. - 107) record over 100 kickoff return yards. They are the first duo on the same team to each tally at least 100 kickoff return yards since Eric Decker and Cassius Vaughn for the Denver Broncos in Week 17 of 2010.

### TE-MD ALIE-COX

- In **Week 4 vs. TEN (10/2)**, he led the team in receiving with 85 yards on a single-game career-high six receptions with two touchdowns. Alie-Cox tied his single-game career high for touchdown receptions.

### S-JULIAN BLACKMON

- In **Week 15 at MIN (12/17)**, he recorded four tackles (two solo), one pass defended and one interception returned for a touchdown. It marked the first Colts pick-six since Khari Willis in Week 14 of 2020 at Las Vegas.

### DT-DEFOREST BUCKNER

- In **Week 5 at DEN (10/6)**, he compiled eight tackles (four solo), 1.0 tackle for loss, 2.0 sacks, one pass defended and one forced fumble. It marks his first game with 2.0 sacks since Week 17 of 2020 vs. Jacksonville. He is the only player to register at least eight tackles, 2.0 sacks, one pass defended and one forced fumble in a single game this season, and is the first NFL player to do so since Marcus Maye in Week 1 of 2020.
- In **Week 6 vs. JAX (10/16)**, he compiled five tackles (three solo), 1.0 tackle for loss and 1.0 sack. Buckner has tallied sacks in back-to-back games for the first time since Weeks 7 and 8 of 2021.
- In **Week 8 vs. WAS (10/30)**, he tallied three tackles (two solo), 1.0 tackle for loss and 1.0 sack. Buckner has recorded at least 1.0 sack in three of his last four games.
- In **Week 9 at NE (11/6)**, he recorded seven tackles (four solo), 1.0 tackle for loss and 1.0 sack. He reached 50.0 career sacks. He has



# MILESTONES REACHED IN 2022

## MILESTONES REACHED IN 2022

recorded at least 1.0 sack in four of his last five games.

- In **Week 10 at LV (11/13)**, he registered five tackles (three solo), half a sack and one pass defended. Buckner has recorded at least half a sack in three consecutive games.
- In **Week 15 at MIN (12/17)**, he compiled three tackles (two solo), 2.0 tackles for loss, 1.0 sack and one pass defended.

### **WR-PARRIS CAMPBELL**

- In **Week 6 vs. JAX (10/16)**, he compiled a single-game career-high seven receptions for 57 yards and one touchdown.
- In **Week 7 at TEN (10/23)**, he recorded a single-game career-high 10 receptions for 70 yards. Campbell set a single-game career-high for receptions for the second consecutive week. He has a receiving touchdown in back-to-back weeks for the first time in his career. Campbell also set a single-season career high in receiving touchdowns (two).
- In **Week 8 vs. WAS (10/30)**, he recorded two receptions for 43 yards and one carry for 28 yards. His 28-yard rush in the second quarter was a career-high.
- In **Week 10 at LV (11/13)**, he led the team in receiving with seven receptions for a single-game career-high 76 yards and one touchdown.

### **S-NICK CROSS**

- In **Week 1 at HOU (9/11)**, he started the game and accumulated four solo tackles. Cross started the game a day after his 21st birthday. He becomes the youngest player in Colts history to start a game in the Super Bowl era and the second-youngest player to ever play in a Colts uniform, trailing only Willie Broughton, who played in a game the day before his 21st birthday.

### **WR-ASHTON DULIN**

- In **Week 2 at JAX (9/18)**, he led the team in receiving and tallied single-game career highs in receptions (five) and receiving yards (79).
- In **Week 13 at DAL (12/4)**, he tallied a 14-yard touchdown reception.

### **QB-SAM EHLINGER**

- In **Week 8 vs. WAS (10/30)**, he started his first career game and completed 17-of-23 passes for 201 yards for a 100.1 passer rating. Ehlinger registered the third-best passer rating by a Colts quarterback in his first career start. His 73.9 percent completion percentage is the second-best mark by a Colts quarterback in their first career start.

### **CB-BRANDON FACYSON**

- In **Week 11 vs. PHI (11/20)**, he registered four tackles (two solo) and a single-game season-high two passes defended.

### **CB-DALLIS FLOWERS**

- In **Week 12 vs. PIT (11/28)**, he compiled an 89-yard kickoff return to begin the second half. It marked the longest kickoff return by a Colts player since Isaiah Rodgers Sr. in Week 5 of 2020 (101) and was the longest kickoff return by a rookie this season. It was the longest non-scoring kickoff return by an Indianapolis player since Brad Pyatt in Week 5 of 2003 (90).
- In **Week 15 at MIN (12/17)**, he recorded five kickoff returns for 175 yards (35.0 avg.). His 175 kickoff return yards are the second-most by a single player in an NFL game this season.

### **LB-ZAIRE FRANKLIN**

- In **Week 3 vs. KC (9/25)**, he compiled a single-game career-high 12 tackles (eight solo), 1.0 tackle for loss and one pass defended.
- In **Week 4 vs. TEN (10/2)**, he recorded a single-game career-high 15 tackles (eight solo). Franklin has registered consecutive games setting new single-game career highs in tackles. He is the first Colts player to tally three consecutive games with at least 10 tackles since Shaquille Leonard from Weeks 14-17 of the 2020 season.
- In **Week 6 vs. JAX (10/16)**, he recorded 11 tackles (seven solo) and 1.0 tackle for loss. It marked his fourth 10-plus tackle game this season.
- In **Week 10 at LV (11/13)**, he accumulated 10 tackles (seven solo) and 1.0 tackle for loss. It marked his fifth double-digit tackle game this season.
- In **Week 11 vs. PHI (11/20)**, he accumulated a team-high 12 tackles (seven solo), half a sack and one forced fumble. Franklin has at least half a sack in two of the last three games. He forced a fumble in the

fourth quarter that was recovered by Eric Johnson II. Franklin tallied his sixth double-digit tackle game this season. Entering Week 11, he ranked tied for fifth in the NFL in 10-plus tackle games.

- In **Week 12 vs. PIT (11/28)**, he accumulated a team-high 11 tackles (five solo). Franklin tallied his seventh double-digit tackle game this season, which is tied for the third-most such games this season.
- In **Week 13 at DAL (12/4)**, he accumulated a team-high 10 tackles (six solo), 1.0 tackle for loss and one pass defended. Franklin tallied his eighth double-digit tackle game this season. He is tied for the most 10-plus tackle games in Colts single-season history (Shaquille Leonard, Jerrell Freeman, David Thornton and Mike Peterson).
- In **Week 15 at MIN (12/17)**, he tallied 10 tackles (six solo) and one pass defended. Franklin registered his ninth double-digit tackle game this season, which is the most 10-plus tackle games in Colts single-season history. He forced his second career fumble that was recovered by cornerback Isaiah Rodgers Sr. in the first quarter.

### **CB-STEPHON GILMORE**

- In **Week 13 at DAL (12/4)**, he tallied six tackles (five solo), two passes defended and one interception.
- In **Week 15 at MIN (12/17)**, he finished with seven tackles (six solo) and three passes defended. Gilmore tallied a single-game season-high three passes defended. It marks his most passes defended in a single game since Week 15 of 2019 at Cincinnati.

### **TE-KYLEN GRANSON**

- In **Week 3 vs. KC (9/25)**, he recorded one fumble recovery on a muffed punt in the first quarter. He also downed a punt at the one-yard line.
- In **Week 4 vs. TEN (10/2)**, he compiled a single-game career-high 62 receiving yards on four receptions.

### **P-MATT HAACK**

- In **Week 1 at HOU (9/11)**, he tallied four punts for 179 yards (44.8 avg./44.8 net avg.) with three pinned inside the 20-yard line. In the third quarter, Haack registered a career-high 70-yard punt that was downed at the one-yard line.
- In **Week 2 at JAX (9/18)**, he registered five punts for 227 yards (45.4 avg./44.0 net avg.) with three pinned inside the 20-yard line.
- In **Week 3 vs. KC (9/25)**, he tallied three punts for 154 yards (51.3 avg./47.3 net avg.) with two pinned inside the 20-yard line.
- In **Week 6 vs. JAX (10/16)**, he tallied three punts for 110 yards (36.7 avg./34.0 net avg.) with two pinned inside the 20-yard line.
- In **Week 8 vs. WAS (10/30)**, he recorded four punts for 227 yards (56.8 avg./51.0 net avg.) with three pinned inside the 20-yard line. His 56.8 avg. (since at least 1939) and 51.0 net avg. (since at least 1976) both rank as the second-most by a Colts player in a single game with a minimum four punts. Rohn Stark had a 58.3 avg./59.5 net avg. in Week 2 of 1992.
- In **Week 11 vs. PHI (11/20)**, he recorded four punts for 208 yards (52.0 avg./43.8 net avg.) with two pinned inside the 20-yard line.

### **RB-DEON JACKSON**

- In **Week 5 at DEN (10/6)**, he paced the team in rushing with 62 yards on 13 carries.
- In **Week 6 vs. JAX (10/16)**, he led the team in rushing with 12 carries for 42 yards and one touchdown. He also tallied single-game career highs in receptions (10) and receiving yards (79). He and Michael Pittman Jr. tallied 10-plus receptions each. It marks the first time two Colts players have accomplished that feat since Reggie Wayne and Jacob Tamme in Week 9 of 2010 at Philadelphia.

### **LB-SHAQUILLE LEONARD**

- In **Week 8 vs. WAS (10/30)**, he accumulated four tackles (three solo), one pass defended and one interception. Since 2018, he leads all linebackers in interceptions (12).

### **K-CHASE McLAUGHLIN**

- In **Week 5 at DEN (10/6)**, he converted 4-of-4 field goals, including a game-tying 31-yard field goal at the end of regulation and a game-winning 48-yard field goal in overtime. McLaughlin converted two 50-plus yard field goals (51 and 52 yards), which marks the first time a Colts kicker has accomplished that feat in the same game since Week 8 of 2019 (Adam Vinatieri). He is the first Colts kicker to convert four field goals in a single game since Week 11 of 2020 vs. Green Bay (Rodrigo Blankenship).



## MILESTONES REACHED IN 2022

- In **Week 6 vs. JAX (10/16)**, he converted 2-of-2 field goals and two extra points for eight total points.
- In **Week 7 at TEN (10/23)**, he converted one 50-yard field goal and one extra point for four total points.
- In **Week 8 vs. WAS (10/30)**, he converted 3-of-3 field goals and one extra point for 10 total points.
- In **Week 13 at DAL (12/4)**, he converted 2-of-2 field goals, including a 52-yarder in the first quarter. McLaughlin has converted seven field goals of 50-plus yards this season, which ties Adam Vinatieri for the most in single-season franchise history (2016). He has made a field goal of over 50 yards in three consecutive games, which marks the first time in franchise history a kicker has converted a 50-plus yard field goal in three consecutive games in the same season.
- In **Week 15 at MIN (12/17)**, he converted 5-of-5 field goals and three extra points for 18 total points. McLaughlin passed Adam Vinatieri (seven) for the most field goals of 50-or-more yards in single-season franchise history (2016). He tied Lou Michaels (18) for the most kick-scoring points in a single game in franchise history (Week 3 of 1966). His five made field goals are tied for the most by a Colts kicker in a single game in franchise history and the most since Adam Vinatieri in Week 5 of 2016 vs. Chicago. McLaughlin has made a field goal of over 50 yards in four consecutive games, which marks the first time in franchise history a kicker has converted a 50-plus yard field goal in four consecutive games.

### **S-RODNEY McLEOD JR.**

- In **Week 3 vs. KC (9/25)**, he registered four tackles (two solo), two passes defended, one interception and one special teams stop.
- In **Week 6 vs. JAX (10/16)**, he registered five tackles (four solo) and a single-game career-high 2.0 tackles for loss.
- In **Week 8 vs. WAS (10/30)**, he accumulated a season-high eight tackles (two solo) and one special teams stop.
- In **Week 11 vs. PHI (11/20)**, he tallied six tackles (four solo), 1.0 tackle for loss and one pass defended.

### **CB-KENNY MOORE II**

- In **Week 7 at TEN (10/23)**, he registered four tackles (three solo), 1.0 tackle for loss and 1.0 sack.
- In **Week 8 vs. WAS (10/30)**, he tallied a team-high nine tackles (six solo) and 1.0 tackle for loss.
- In **Week 10 at LV (11/13)**, he tallied seven tackles (six solo), 1.0 tackle for loss and one pass defended. Moore II registered a tackle for loss on a fourth-and-two attempt and stuffed running back Josh Jacobs three yards behind the line of scrimmage.
- In **Week 12 vs. PIT (11/28)**, he tied his single-game career high in tackles (10) while also adding seven solo tackles and one pass defended.

### **RB-ZACK MOSS**

- In **Week 15 at MIN (12/17)**, he paced the team in rushing with 24 carries for 81 yards. He set a single-game career-high in carries and tied his single-game career high in rushing yards.

### **DE-YANNICK NGAKOUE**

- In **Week 3 vs. KC (9/25)**, he recorded two tackles (one solo), 1.0 tackle for loss and his first sack with the Colts. It marked his second consecutive game with a sack against Kansas City.
- In **Week 5 at DEN (10/6)**, he registered two tackles (one solo), 1.0 tackle for loss and 1.5 sacks. It marked his first multi-sack game since Week 9 of 2021.
- In **Week 7 at TEN (10/23)**, he recorded five tackles (three solo), 1.0 tackle for loss and 1.0 sack.
- In **Week 11 vs. PHI (11/20)**, he tallied three tackles (two solo), 1.5 sacks and one forced fumble. Ngakoue registered a sack-fumble on the first play of the second half. He has tallied at least half a sack in five consecutive games, which is the longest streak in his career. It also is the longest active streak in the NFL. He has recorded at least half a sack in six of his last seven games.
- In **Week 12 vs. PIT (11/28)**, he tallied four tackles (three solo), 2.0 tackles for loss and 2.0 sacks. Ngakoue has recorded at least half a sack in six consecutive games, which is tied for the longest active streak in the NFL. Ngakoue is the first Colts player to compile six consecutive games with half a sack in the same season since Justin Houston in 2019. He has recorded at least half a sack in seven of his last eight games. Ngakoue compiled 2.0 sacks in the same drive in the first quarter that pushed Pittsburgh out of field goal range. He set

a single-game season-high in sacks. He now has seven consecutive seasons with at least 8.0 sacks, which is the third-longest active streak in the NFL. He is one of five players in NFL history to record at least 8.0 sacks in their first seven seasons since sacks became an official statistic in 1982, joining Reggie White, Aaron Donald, Derrick Thomas and DeMarcus Ware.

### **DE-DAYO ODEYINGBO**

- In **Week 4 vs. TEN (10/2)**, he tallied two tackles (one solo), 1.0 tackle for loss and his first full sack.
- In **Week 15 at MIN (12/17)**, he registered five tackles (four solo), 1.0 tackle for loss and a single-game career-high 2.0 sacks.

### **LB-BOBBY OKEREKE**

- In **Week 2 at JAX (9/18)**, he tallied a team-high 11 tackles (nine solo) and 1.0 tackle for loss.
- In **Week 5 at DEN (10/6)**, he tied for the team high in tackles (nine) and added six solo tackles and 1.0 tackle for loss.
- In **Week 6 vs. JAX (10/16)**, he tallied a team-high 13 tackles (eight solo) and 1.0 tackle for loss.
- In **Week 9 at NE (11/6)**, he accumulated four solo tackles, 1.0 tackle for loss, one forced fumble and one fumble recovery. In the third quarter, he forced and then recovered a fumble on a completion to Jakobi Meyers.
- In **Week 10 at LV (11/13)**, he recorded nine tackles (six solo) and one pass defended. Okereke ripped the ball away from tight end Foster Moreau in the end zone with 52 seconds left in the game to force an incomplete pass.
- In **Week 15 at MIN (12/17)**, he had a team-high 12 tackles (six solo) and one pass defended.

### **DE-KWITY PAYE**

- In **Week 1 at HOU (9/11)**, he recorded single-game career highs in total tackles (seven), solo tackles (six), tackles for loss (2.0) and sacks (2.0). Paye tallied both of his sacks in the overtime period.
- In **Week 4 vs. TEN (10/2)**, he registered three tackles (one solo), 1.0 tackle for loss and 1.0 sack.
- In **Week 9 at NE (11/6)**, he tallied single-game career highs in tackles (eight) and solo tackles (seven) and added 1.0 tackle for loss and 1.0 sack.
- In **Week 13 at DAL (12/4)**, he registered a single-game career-high nine tackles (six solo), 1.0 tackle for loss and 1.0 sack.

### **WR-ALEC PIERCE**

- In **Week 3 vs. KC (9/25)**, he recorded three receptions for 61 yards (20.3 avg.).
- In **Week 4 vs. TEN (10/2)**, he tallied single-game career highs in receptions (four) and receiving yards (80).
- In **Week 5 at DEN (10/6)**, he led the team in receiving with eight receptions for 81 yards. Pierce set single-game career highs in receptions and receiving yards for the second consecutive week. He is the first Colts rookie wide receiver to tally at least eight receptions in a single game since Austin Collie in Week 5 of 2009.
- In **Week 8 vs. WAS (10/30)**, he registered three receptions for a team-high 65 yards. He hauled in a 47-yard reception in the third quarter, which is a career long.
- In **Week 13 at DAL (12/4)**, he led the team in receiving with four receptions for 86 yards and one touchdown.

### **WR-MICHAEL PITTMAN JR.**

- In **Week 1 at HOU (9/11)**, he led the team in receiving with nine receptions for 121 yards and one touchdown. Pittman Jr. is the first Colts player to hit at least 100 receiving yards in Week 1 since Reggie Wayne (135) in 2012. He recorded 80 receiving yards in the first half. That is the most by a Colts wide receiver in the first half since T.Y. Hilton in Week 13 of 2020 (100).
- In **Week 3 vs. KC (9/25)**, he led the team in receiving with eight receptions for 72 yards. It marked his second consecutive game with at least eight receptions.
- In **Week 6 vs. JAX (10/16)**, he led the team in receiving with a single-game career highs in receptions (13) and receiving yards (134). It marked his fifth career 100-yard receiving game. In a Colts player's first 35 games, he ranks second all-time in 100-yard receiving games, trailing only T.Y. Hilton (11). He tallied the most receptions by a Colts player in a single game since Reggie Wayne in Week 5 of 2012 vs. Green Bay (13).



# MILESTONES REACHED IN 2022

## MILESTONES REACHED IN 2022

- In **Week 12 vs. PIT (11/28)**, he recorded seven receptions for 61 yards and one touchdown. It marked his eighth game this season with at least six receptions, which is tied for the third-most such games in the NFL in 2022.
- In **Week 15 at MIN (12/17)**, he led the team in receiving with 10 receptions for 60 yards.

### QB-MATT RYAN

- In **Week 1 at HOU (9/11)**, he completed 32-of-50 passes for 352 yards and one touchdown with one interception. He also added four carries for 12 yards. Ryan eclipsed 60,000 career passing yards and became just the eighth player in NFL history to reach that plateau. Ryan (223 games) is the second-fastest player ever to accomplish the feat, trailing only Drew Brees (215 games). He passed Philip Rivers (73) for the fourth-most 300-yard passing games in NFL history. It was Ryan's most passing yards in a single game since Week 15 of 2020 vs. Tampa Bay (356).
- In **Week 2 at JAX (9/18)**, he passed Philip Rivers (5,277) for the sixth-most completions in NFL history.
- In **Week 3 vs. KC (9/25)**, he started his 225th NFL game and completed 27-of-37 passes for 222 yards and two touchdowns. Ryan passed Matthew Stafford (42) and tied Brett Favre (43) for the sixth-most game-winning drives in NFL history. He passed Eli Manning (8,119) for the eighth-most attempts in NFL history.
- In **Week 4 vs. TEN (10/2)**, he completed 27-of-37 passes for a season-high 356 yards and two touchdowns with one interception for a 109.7 passer rating. Ryan passed Philip Rivers (8,134) for the seventh-most passing attempts in NFL history.
- In **Week 5 at DEN (10/6)**, Ryan completed 26-of-41 passes for 251 yards and two interceptions. He led Indianapolis to a field goal in overtime that won the game. Ryan passed Brett Favre (43) for the sixth-most game-winning drives in NFL history.
- In **Week 6 vs. JAX (10/16)**, he completed 42-of-58 passes for 389 yards and three touchdowns for a 107.6 passer rating. He passed Dan Marino (61,361) for the seventh-most passing yards in NFL history. Ryan completed a 32-yard touchdown pass to Alec Pierce to seal the game. It marked his 45th-career game-winning drive and his third this season. He set a new franchise record in single-game completions (42). His 389 passing yards were the most by him in a single game since Week 1 of 2020 vs. Seattle (450).
- In **Week 7 at TEN (10/23)**, he completed 33-of-44 passes for 243 yards and one touchdown with two interceptions. Ryan passed Ben Roethlisberger (5,440) for the fifth-most completions in NFL history.
- In **Week 10 at LV (11/13)**, he completed 21-of-28 passes for 222 yards and one touchdown for a 109.5 passer rating. He also added four carries for a single-game career-high 38 yards and one touchdown. Ryan is 5-0 in his career against the Raiders. He recorded a career-long 39-yard rush in the fourth quarter. Ryan led a game-winning drive for the fourth time this season and the 46th time in his career.
- In **Week 11 vs. PHI (11/20)**, he completed 23-of-32 passes for 213 yards. Ryan passed Dan Marino (8,358) for the sixth-most attempts in NFL history.
- In **Week 15 at MIN (12/17)**, he completed 19-of-33 passes for 182 yards and one touchdown. Ryan eclipsed 3,000 passing yards and became the eighth quarterback in NFL history with 3,000-plus passing yards in 13 straight seasons. He reached 13 consecutive seasons with at least 300 completions and became only the fifth quarterback in NFL history to accomplish that feat. Ryan passed Ben Roethlisberger (8,443) for the fifth-most attempts in NFL history.

### LB-E.J. SPEED

- In **Week 1 at HOU (9/11)**, he compiled seven tackles (three solo), his first career sack and one forced fumble. Speed tallied a sack-fumble on Davis Mills in the fourth quarter that was recovered by DeForest Buckner.

### DT-GROVER STEWART

- In **Week 5 at DEN (10/6)**, he tallied three tackles (two solo) and also blocked a field goal in the third quarter. It marked Indianapolis' first blocked field goal since Denico Autry did it in Week 15 of 2018 vs. Dallas.
- In **Week 7 at TEN (10/23)**, he tallied single-game career highs in tackles (12) and solo tackles (six). Since at least 1994, his 12 tackles rank first by a Colts defensive tackle in a single game. Stewart led the team in tackles and it marked the most by a defensive tackle in the NFL in a single game this season. His six solo tackles also tied

- for the most by a defensive tackle in a single game this season.
- In **Week 10 at LV (11/13)**, he tallied four tackles (three solo), 2.0 tackles for loss and 1.0 sack. Stewart tied his single-season career high in sacks (3.0).
- In **Week 13 at DAL (12/4)**, he compiled five tackles (two solo) and blocked an extra point. It marked the first blocked extra point by the Colts since Denico Autry in Week 10 of 2018.

### RB-JONATHAN TAYLOR

- In **Week 1 at HOU (9/11)**, he led the team in rushing with 31 carries for 161 yards and one touchdown. He also added four receptions for 14 yards. Taylor eclipsed 3,000 career rushing yards. Taylor is the second-fastest player in team history (33 games) to reach that plateau (Edgerrin James did it in 30 games) and just the 11th player to do so in Colts history. He passed Edgerrin James and Marshall Faulk (29) for the most rushing touchdowns by a Colts player in their first three seasons. Taylor tied Marshall Faulk (33) for the third-most total touchdowns by a Colts player in their first three seasons. He tied Marshall Faulk (14) for the fourth-most 100-yard rushing games in team history. Taylor tied Eric Dickerson (13) for the second-most games with 100-plus rushing yards and at least one rushing touchdown in Colts history.
- In **Week 3 vs. KC (9/25)**, he led the team in rushing with 21 carries for 71 yards. Taylor also added three receptions for 20 yards. He extended his active streak of games (26) with at least 50 rushing yards, which is the longest active streak in the NFL.
- In **Week 10 at LV (11/13)**, he led the team in rushing with 22 carries for 147 yards and one touchdown. He passed Marshall Faulk (14) for the fourth-most 100-yard rushing games in team history. Taylor passed Marshall Faulk (33) and tied Lenny Moore (34) for the second-most total touchdowns by a Colts player in their first three seasons. He passed Marshall Faulk (198) for the sixth-most points by a Colts player in their first three seasons. Taylor passed Eric Dickerson (13) for the second-most games with 100-plus rushing yards and at least one touchdown in franchise history. He passed Curtis Dickey (3,490) for the 10th-most rushing yards in team history. Taylor recorded a 66-yard touchdown rush in the third quarter, which is the longest play by the Colts this season and was his longest rush since Week 15 of 2021 vs. New England. According to ESPN Stats & Info, it marked Taylor's fourth career rushing touchdown of at least 60 yards, which ties Lenny Moore for the most in franchise history.
- In **Week 11 vs. PHI (11/20)**, he led the team in rushing with 22 carries for 84 yards and one touchdown. He passed Lenny Moore (204) for the fifth-most points by a Colts player in their first three seasons. Taylor passed Lenny Moore (34) for the second-most total touchdowns by a Colts player in their first three seasons. He passed Marshall Faulk (4,372) for the second-most yards from scrimmage by a Colts player in their first three seasons.
- In **Week 12 vs. PIT (11/28)**, he led the team in rushing with 20 carries for 86 yards and one touchdown. He passed Eric Dickerson (32) for the eighth-most rushing touchdowns in team history. Taylor has recorded 317 yards since Week 10, which is the second-most by a player in that timeframe.
- In **Week 13 at DAL (12/4)**, he led the team in rushing with 21 carries for 82 yards as well as three receptions for 21 yards. Taylor has five consecutive games with at least 75 rushing yards, which is the longest active streak in the NFL.

### S-RODNEY THOMAS II

- In **Week 5 at DEN (10/6)**, he recorded five tackles (two solo), two passes defended and his first-career interception. He became the first Colts rookie to tally an interception since Julian Blackmon in Week 6 of 2020 vs. Cincinnati.

### TE-JELANI WOODS

- In **Week 3 vs. KC (9/25)**, he tallied two receptions for 13 yards and two touchdowns. Woods became the first Colts rookie tight end to register two receiving touchdowns in a single game since John Mackey in 1963.
- In **Week 12 vs. PIT (11/28)**, he recorded single-game career highs in receptions (eight) and receiving yards (98). Woods recorded the second-most receptions in a single game by an Indianapolis rookie tight end (Charles Arbuckle - nine in Week 13 of 1992). He registered the most receiving yards by a Colts rookie tight end since Dallas Clark in Week 11 of 2003 (100).

# TEAM/OFFENSIVE NOTES





# TEAM/OFFENSIVE NOTES

## RYAN HITS 60,000 PASSING YARDS

In **Week 1 at HOU (9/11)**, Colts quarterback **Matt Ryan** eclipsed 60,000 career passing yards. He became just the eighth player in NFL history to reach that plateau and is the second-fastest player ever to accomplish the feat (223 games).

### LEAST AMOUNT OF GAMES TO 60,000 PASSING YARDS, NFL HISTORY

Rank	Player	Games
1.	Drew Brees	215
2.	<b>Matt Ryan</b>	<b>223</b>
3.	Peyton Manning	226
4.	Philip Rivers	231

## RYAN MOVING UP IN NFL HISTORY

In **Week 1 at HOU (9/11)**, Indianapolis quarterback **Matt Ryan** completed 32-of-50 passes for 352 yards and one touchdown with one interception. He passed Philip Rivers (73) for the fourth-most 300-yard passing games in NFL history.

### 300-YARD PASSING GAMES, NFL HISTORY

Rank	Player	Games
1.	Drew Brees	123
2.	Tom Brady	112
3.	Peyton Manning	93
4.	<b>Matt Ryan</b>	<b>76</b>
5.	Philip Rivers	73

In **Week 7 at TEN (10/23)**, **Ryan** passed Ben Roethlisberger (5,440) for the fifth-most completions in NFL history

### MOST COMPLETIONS, NFL HISTORY

Rank	Player	Completions
1.	Tom Brady	7,674
2.	Drew Brees	7,142
3.	Brett Favre	6,300
4.	Peyton Manning	6,125
5.	<b>Matt Ryan</b>	<b>5,551</b>

In **Week 15 at MIN (12/17)**, **Ryan** passed Ben Roethlisberger (8,443) for the fifth-most passing attempts in NFL history.

### MOST ATTEMPTS, NFL HISTORY

Rank	Player	Attempts
1.	Tom Brady	11,940
2.	Drew Brees	10,551
3.	Brett Favre	10,169
4.	Peyton Manning	9,380
5.	<b>Matt Ryan</b>	<b>8,464</b>
6.	Ben Roethlisberger	8,443
7.	Dan Marino	8,358

## RYAN SETS FRANCHISE RECORD

In **Week 6 vs. JAX (10/16)**, Colts quarterback **Matt Ryan** completed 42-of-58 passes for 389 yards and three touchdowns for a 107.6 passer rating. He set the franchise record for single-game completions.

### MOST COMPLETIONS IN A SINGLE GAME, COLTS HISTORY

Rank	Player	Completions
1.	<b>Matt Ryan (10/16/22)</b>	<b>42</b>
2t.	Peyton Manning (9/12/10)	40
2t.	Andrew Luck (9/30/18)	40
4.	Andrew Luck (9/9/18)	39
5t.	Peyton Manning (11/21/10)	38
5t.	Peyton Manning (10/4/18)	38

## PASSING ATTACK AT TOP OF LEAGUE

In 2022, **Indianapolis** ranks seventh in the NFL in completions and completion percentage.

### MOST COMPLETIONS, 2022 SEASON

Rank	Team	Completions
1.	Tampa Bay	411
2.	Los Angeles Chargers	407
3.	Kansas City	372
4t.	Arizona	364
4t.	Minnesota	364
6.	Cincinnati	353
7.	<b>Indianapolis</b>	<b>341</b>

### BEST COMPLETION PERCENTAGE, 2022 SEASON

Rank	Team	Completion %
1.	Seattle	71.2
2.	Cincinnati	68.4
3.	Los Angeles Chargers	67.3
4.	Philadelphia	67.1
5.	New England	67.1
6.	Kansas City	67.0
7.	<b>Indianapolis</b>	<b>66.5</b>

## MATTY ICE

In **Week 5 at DEN (9/26)**, Colts quarterback **Matt Ryan** led Indianapolis to a game-winning drive in overtime, capped off by a field goal by kicker Chase McLaughlin. He passed Brett Favre (43) for the sixth-most game-winning drives in NFL history.

### GAME-WINNING DRIVES BY A QB, NFL HISTORY

Rank	Player	GW Drives
1.	Tom Brady	56
2.	Peyton Manning	54
3t.	Drew Brees	53
3t.	Ben Roethlisberger	53
5.	Dan Marino	47
6.	<b>Matt Ryan</b>	<b>46</b>
7.	Brett Favre	43

Ryan has quarterbacked four game-winning drives this season, which ranks tied for third in the NFL.

### GAME-WINNING DRIVES BY A QB, 2022 SEASON

Rank	Player	GW Drives
1.	Kirk Cousins (MIN)	7
2.	Daniel Jones (NYG)	5
3t.	<b>Matt Ryan (IND)</b>	<b>4</b>
3t.	Justin Herbert (LAC)	4
3t.	Joe Burrow (CIN)	4
3t.	Josh Allen (BUF)	4





## PIERCE PIECING IT TOGETHER

Indianapolis rookie wide receiver **Alec Pierce** has compiled 32 receptions for 510 yards and two touchdowns this season. He ranks fifth in the NFL in receiving yards among rookies.

### RECEIVING YARDS AMONG ROOKIES, 2022 SEASON

Rank	Player	Yards
2.	Garrett Wilson (NYJ)	966
1.	Chris Olave (IND)	940
3.	George Pickens (PIT)	643
4.	Drake London (ATL)	603
5.	<b>Alec Pierce (IND)</b>	<b>510</b>

He ranks second among rookies in yards per reception (15.9) with a minimum of 20 receptions.

### YARDS PER RECEPTION AMONG ROOKIES (MIN. 20 RECEPTIONS) 2022 SEASON

Rank	Player	Avg.
1.	Chrisitan Watson (GB)	16.0
2.	<b>Alec Pierce (IND)</b>	<b>15.9</b>
3.	George Pickens (PIT)	15.3

## 200-YARD RUSHING GAMES

Since 2018, the Colts have registered 12 games with at least 200 rushing yards, which is tied for the third most in the league.

### MOST 200-YARD RUSHING GAMES, SINCE 2018

Rank	Team	Games
1.	Baltimore	26
2.	Tennessee	14
3t.	<b>Indianapolis</b>	<b>12</b>
3t.	Cleveland	12
5.	Philadelphia	11
6t.	Seattle	9
6t.	Dallas	9
8t.	Minnesota	7
8t.	New Orleans	7

## JT HITS 3,000 RUSHING YARDS

In **Week 1 at HOU (9/11)**, Indianapolis running back **Jonathan Taylor** reached 3,000 career rushing yards. He became the 11th player to do so in Colts history and the second-fastest player in team history (33 games) to reach that plateau.

### LEAST AMOUNT OF GAMES TO 3,000 RUSHING YARDS, COLTS HISTORY

Rank	Player	Games
1.	Edgerrin James	30
2.	<b>Jonathan Taylor</b>	<b>33</b>
3.	Marshall Faulk	46

## JT LEADING THE WAY

Since 2021, Colts running back **Jonathan Taylor** ranks second in the NFL in scrimmage yards (3,175), first in rushing yards (2,672) and tied for second in rushing touchdowns (22). He ranks tied for third in total touchdowns (24) and tied for third in total points (144) among non-kickers.

### MOST SCRIMMAGE YARDS, SINCE 2021

Rank	Player	Yards
1.	Justin Jefferson (MIN)	3,277
2.	<b>Jonathan Taylor (IND)</b>	<b>3,175</b>
3.	Josh Jacobs (LV)	3,078
4.	Tyreek Hill (MIA)	2,894
5.	Austin Ekeler (LAC)	2,885

### MOST RUSHING YARDS, SINCE 2021

Rank	Player	Yards
1.	<b>Jonathan Taylor (IND)</b>	<b>2,672</b>
2.	Nick Chubb (CLE)	2,511
3.	Josh Jacobs (LV)	2,367
4.	Derrick Henry (TEN)	2,240
5.	Dalvin Cook (MIN)	2,204

### MOST RUSHING TOUCHDOWNS, SINCE 2021

Rank	Player	TDs
1.	Jalen Hurts (PHI)	23
2t.	<b>Jonathan Taylor (IND)</b>	<b>22</b>
2t.	Derrick Henry (TEN)	22
4t.	Austin Ekeler (LAC)	21
4t.	James Conner (ARI)	21

### MOST TOTAL TOUCHDOWNS, SINCE 2021

Rank	Player	TDs
1.	Austin Ekeler (LAC)	34
2.	James Conner (ARI)	25
3t.	<b>Jonathan Taylor (IND)</b>	<b>24</b>
3t.	Joe Mixon (CIN)	24

### MOST TOTAL POINTS AMONG NON-KICKERS, SINCE 2021

Rank	Player	Points
1.	Austin Ekeler (LAC)	208
2.	James Conner (ARI)	150
3t.	<b>Jonathan Taylor (IND)</b>	<b>144</b>
3t.	Joe Mixon (CIN)	144
5.	Jalen Hurts (PHI)	142

## MOVING THE CHAINS

Since 2021, Indianapolis running back **Jonathan Taylor** leads the NFL with 146 carries for a first down.

### MOST CARRIES FOR FIRST DOWN, SINCE 2021

Rank	Player	First Downs
1.	<b>Jonathan Taylor (IND)</b>	<b>146</b>
2.	Josh Jacobs (LV)	128
4.	Jalen Hurts (PHI)	120
3.	Nick Chubb (CLE)	117
5.	Derrick Henry (TEN)	107



# TEAM/OFFENSIVE NOTES

## 200-YARD GAMES

Colts running back **Jonathan Taylor** has tallied three career games with 200-plus scrimmage yards (fourth-most in team history) and one game of 200-plus rushing yards (second-most in franchise history).

### MOST 200-YARD SCRIMMAGE GAMES, COLTS HISTORY

Rank	Player	Games
1.	Edgerrin James	6
2t.	Marshall Faulk	4
2t.	Lenny Moore	4
4.	<b>Jonathan Taylor</b>	3
5t.	Joseph Addai	2
5t.	Eric Dickerson	2
5t.	Lydell Mitchell	2
5t.	Reggie Wayne	2

### MOST 200-YARD RUSHING GAMES, COLTS HISTORY

Rank	Player	Games
1.	Edgerrin James	2
2.	<b>Jonathan Taylor</b>	1

## 150+ RUSHING YARDS, MULTI-TD GAMES

Indianapolis running back **Jonathan Taylor** has tallied four career games with 150-plus rushing yards and multiple touchdowns, which is the most in franchise history.

### MOST 150-PLUS RUSHING YARD AND MULTI-TOUCHDOWN GAMES, COLTS HISTORY

Rank	Player	Games
1.	<b>Jonathan Taylor</b>	4
2t.	Eric Dickerson	2
2t.	Marshall Faulk	2
2t.	Edgerrin James	2
5t.	Joseph Addai	1
5t.	Alan Ameche	1
5t.	Lenny Moore	1
5t.	Dominic Rhodes	1

## 100-YARD GAMES

Colts running back **Jonathan Taylor** compiled 10 100-yard rushing games in 2021, which was the most in the NFL and tied for the most in single-season franchise history.

### MOST 100-YARD RUSHING GAMES IN A SINGLE-SEASON, COLTS HISTORY

Rank	Player	Games
1t.	<b>Jonathan Taylor (2021)</b>	10
1t.	Edgerrin James (1999)	10
3t.	Edgerrin James (2005)	9
3t.	Edgerrin James (2000)	9
5t.	Eric Dickerson (1988)	8
5t.	Edgerrin James (2004)	8

Taylor ranks fourth in 100-yard rushing games (15) in franchise history.

### MOST 100-YARD RUSHING GAMES, COLTS HISTORY

Rank	Player	Games
1.	Edgerrin James	49
2.	Eric Dickerson	24
3.	Lydell Mitchell	16
4.	<b>Jonathan Taylor</b>	15
5.	Marshall Faulk	14
6.	Joseph Addai	8

## FIRST THREE SEASONS

Indianapolis running back **Jonathan Taylor** ranks second in rushing yards, scrimmage yards and total touchdowns and fifth in points scored in a Colts player's first three seasons.

### MOST RUSHING YARDS IN FIRST THREE SEASONS, COLTS HISTORY

Rank	Player	Yards
1.	Edgerrin James	3,924
2.	<b>Jonathan Taylor</b>	3,841
3.	Marshall Faulk	2,947
4.	Joseph Addai	2,697

### MOST SCRIMMAGE YARDS IN FIRST THREE SEASONS, COLTS HISTORY

Rank	Player	Yards
1.	Edgerrin James	5,297
2.	<b>Jonathan Taylor</b>	4,643
3.	Marshall Faulk	4,372
4.	Joseph Addai	3,592
5.	Lenny Moore	3,462

### MOST TOUCHDOWNS IN FIRST THREE SEASONS, COLTS HISTORY

Rank	Player	Touchdowns
1.	Edgerrin James	38
2.	<b>Jonathan Taylor</b>	36
3.	Lenny Moore	34
4.	Marshall Faulk	33
5.	Joseph Addai	30

### MOST POINTS SCORED IN FIRST THREE SEASONS, COLTS HISTORY

Rank	Player	Points Scored
1.	Mike Vanderjagt	370
2.	Jim O'Brien	263
3.	Raul Allegre	243
4.	Edgerrin James	232
5.	<b>Jonathan Taylor</b>	216

## PROTECTING THE QB

Since 2018, the **Colts** rank tied for fifth in fewest sacks allowed in the league.

### FEWEST SACKS ALLOWED, SINCE 2018

Rank	Team	Sacks
1.	Kansas City	126
2.	New Orleans	141
3.	Pittsburgh	143
4.	New England	147
5t.	<b>Indianapolis</b>	152
5t.	Tampa Bay	152

## THE ROOKIE MAKING PLAYS

In **Week 12 vs. PIT (11/28)**, Indianapolis rookie tight end **Jelani Woods** recorded single-game career highs in receptions (eight) and receiving yards (98). It marked the second-most receptions in a single game by an Indianapolis rookie tight end (Charles Arbuckle - nine in Week 13 of 1992).

### MOST RECEPTIONS IN A SINGLE GAME BY A COLTS ROOKIE TIGHT END, COLTS HISTORY

Rank	Player	Receptions
1.	Charles Arbuckle (11/29/92)	9
2.	<b>Jelani Woods (11/28/22)</b>	8

It also marked the most receiving yards by a rookie tight end in the NFL this season.

### MOST RECEIVING YARDS BY A ROOKIE TIGHT END, 2022 SEASON

Rank	Player	Rec. Yds
1.	<b>Jelani Woods (IND, 11/28/22)</b>	98
2.	Greg Dulcich (DEN, 10/30/22)	87
3.	Greg Dulcich (DEN, 12/4/22)	85



## PITT MAKING PLAYS

In **Week 6 vs. JAX (10/16)**, Colts wide receiver **Michael Pittman Jr.** tallied single-game career highs in receptions (13) and receiving yards (134). He ranks tied for third in receptions in a single game this season. It also is tied for the sixth-most receptions in a single game in franchise history.

### MOST RECEPTIONS IN SINGLE GAME, 2022 SEASON

Rank	Player	Receptions
1t.	Marquise Brown (ARI, 9/25/22)	14
1t.	Cooper Kupp (LAR, 10/3/22)	14
<b>3t.</b>	<b>Michael Pittman Jr. (IND, 10/16/22)</b>	<b>13</b>
3t.	Cooper Kupp (LAR, 9/8/22)	13

### MOST RECEPTIONS IN SINGLE GAME, COLTS HISTORY

Rank	Player	Receptions
1.	Reggie Wayne (10/3/10)	15
2t.	Reggie Wayne (12/5/10)	14
2t.	Dallas Clark (11/8/09)	14
2t.	Marvin Harrison (11/17/02)	14
2t.	Marvin Harrison (12/26/99)	14
<b>6t.</b>	<b>Michael Pittman Jr. (10/16/22)</b>	<b>13</b>
6t.	Reggie Wayne (10/7/12)	13
6t.	Marvin Harrison (10/8/00)	13
6t.	Marvin Harrison (9/26/99)	13
6t.	Joe Washington (9/2/79)	13
6t.	Lydell Mitchell (12/15/74)	13

**Pittman Jr.** also ranks tied for fifth in the AFC in receptions.

### MOST RECEPTIONS IN AFC, 2022 SEASON

Rank	Player	Receptions
1.	Tyreek Hill (MIA)	109
2.	Stefon Diggs (BUF)	99
3.	Austin Ekeler (LAC)	95
4.	Travis Kelce (KC)	91
<b>5t.</b>	<b>Michael Pittman Jr. (IND)</b>	<b>86</b>
5t.	Davante Adams (LV)	86

## PITT HITS THE CENTURY MARK

In 2021, Indianapolis wide receiver **Michael Pittman Jr.** eclipsed 1,000 receiving yards (1,082) for the first time in his career. He became just the 10th player in team history to accomplish that feat in a single season.

### MOST 1,000-YARD RECEIVING SEASONS, COLTS HISTORY

Rank	Player	Seasons
1t.	Marvin Harrison	8
1t.	Reggie Wayne	8
3.	T.Y. Hilton	5
<b>4t.</b>	<b>Michael Pittman Jr.</b>	<b>1</b>
4t.	Raymond Berry	1
4t.	Bill Brooks	1
4t.	Roger Carr	1
4t.	Dallas Clark	1
4t.	Reggie Langhorne	1
4t.	Brandon Stokley	1



# JONATHAN TAYLOR NOTES

## RUNNING BACK JONATHAN TAYLOR 5-10 - 226 POUNDS - WISCONSIN 3RD NFL SEASON

- Has started 41-of-43 career games and has totaled 756 carries for 3,841 yards (5.1 avg.) and 33 touchdowns. Has also caught 104 passes for 802 yards and three touchdowns.
- His 15 career 100-yard rushing games are the fourth-most in team history. In 2021, he tied the franchise single-season record with 10 such games.
- His four career games with 150+ rushing yards and multi-rushing touchdowns are a franchise record.
- In 2021, became just the fourth player in team history to lead the NFL in rushing yards as he set franchise single-season records for rushing yards (1,811), rushing average (5.5 - minimum 200 carries) and rushing touchdowns (18).
- Set the franchise record for fewest carries to reach 1,000 rushing yards in a single season (173 in 2021).
- Became the youngest player (22 years and 348 days old) with at least 2,000 scrimmage yards and 20 touchdowns in a single season in NFL history. Also first Colts player to accomplish that feat.
- Became just the fourth player in team history to rush for 1,000 yards in each of their first two seasons. He also became just the fourth player in franchise history to eclipse 1,000 rushing yards in the first 11 weeks of a single season.
- Became the fourth player since 2000 and the first since Adrian Peterson (2007-08) to record at least 1,000 rushing yards and 10 rushing touchdowns in each of their first two seasons.
- Registered 30 career touchdowns in 28 games, becoming the third-fastest player to reach that mark in the Super Bowl era.
- The fourth player in franchise history to record multiple seasons with 10 rushing touchdowns.
- Became the fifth player ever with a rushing touchdown in 11 straight games within a season (Weeks 4-15 of 2021 season).
- Became the first player in NFL history to have a touchdown in 10 straight games before his 23rd birthday.
- Became the third player under the age of 23 to compile five touchdowns in a single game (Clinton Portis, Gale Sayers).
- Tied Earl Campbell and Billy Sims as the third-fastest player to reach 30 total touchdowns (28 games).
- One of four players in team history to reach 2,000 rushing yards in their first two seasons.
- The only player in NFL history to record 175-plus rushing yards, four rushing touchdowns and one receiving touchdown in a single game.
- Only the fifth player in NFL history to register at least four rushing touchdowns and one receiving touchdown in a single game.
- Registered a franchise-record 83-yard run on 10/17/21 vs. HOU.
- Tallied a 78-yard rushing touchdown on 11/4/21 vs. NYJ, which is the longest rushing touchdown and the second-longest run this season.
- In 2021, named AFC Offensive Player of the Month for October, becoming the first Indianapolis player to earn AFC Offensive Player of the Month honors since Andrew Luck in November 2018 and the first running back since Edgerrin James in October 2005.
- Only Colts player to win AFC Offensive Player of the Month twice in same season (October and November 2021).
- Named NFL Offensive Rookie of the Month in December 2020.

## TAYLOR'S CAREER HONORS

### 2022 SEASON

FedEx Ground Player of the Week (Week 1 at Houston – Sixth)  
AFC Offensive Player of the Week (Week 10 at Las Vegas – Second)  
Nickelodeon NVP (Week 10 at Las Vegas – Second)

### 2021 SEASON

Associated Press First Team All-Pro (First)  
Pro Bowl Selection (First)  
NFL 101 AFC Offensive Player of the Year (First)  
2021 Bert Bell Professional Player of the Year Award  
PFWA All-NFL Team (First)  
PFWA All-AFC Team (First)  
FedEx Ground Player of the Week (Week 6 vs. Houston – Second)  
AFC Offensive Player of the Month (October – First)  
FedEx Ground Player of the Week (Week 10 vs. Jacksonville – Third)  
AFC Offensive Player of the Week (Week 11 at Buffalo – First)  
Nickelodeon NVP (Week 11 at Buffalo – First)  
AFC Offensive Player of the Month (November – Second)  
FedEx Ground Player of the Week (Week 13 at Houston – Fourth)  
FedEx Ground Player of the Week (Week 15 vs. New England – Fifth)

### 2020 SEASON

PFWA All-Rookie Team  
NFL Offensive Rookie of the Month (December)  
FedEx Ground Player of the Week (Week 17 vs. Jacksonville – First)

## 100-YARD GAMES

Taylor has the fourth-most 100-yard rushing games (15) in franchise history.

### MOST 100-YARD RUSHING GAMES,

COLTS HISTORY		
Rank	Player	Games
1.	Edgerrin James	49
2.	Eric Dickerson	24
3.	Lydell Mitchell	16
4.	<b>Jonathan Taylor</b>	<b>15</b>
5.	Marshall Faulk	14

In 2021, he tied the franchise single-season record with 10 such games.

### MOST SINGLE-SEASON 100-YARD RUSHING GAMES, COLTS HISTORY

Rank	Player	Games
1t.	<b>Jonathan Taylor (2021)</b>	<b>10</b>
1t.	Edgerrin James (1999)	10
3t.	Edgerrin James (2005)	9
3t.	Edgerrin James (2000)	9
5t.	Eric Dickerson (1988)	8
5t.	Edgerrin James (2004)	8

## 30 TDs IN 28 GAMES

Taylor registered 30 career touchdowns (27 rushing, three receiving) in his first 28 career games, becoming the third-fastest player to reach that mark in the Super Bowl era.

### FASTEST PLAYERS TO 30 CAREER TOUCHDOWNS, SUPER BOWL ERA

Rank	Player	TDs	Games
1.	Edgerrin James (1999-2000)	25	25
2.	Curtis Dickey (1980-81)	27	27
3.	<b>Jonathan Taylor (2020-21)</b>	<b>30</b>	<b>28</b>

## TAYLOR'S REGULAR SEASON CAREER BEST GAMES

### RUSHING YARDS

253, vs. Jacksonville (1/3/21)  
185, at Buffalo (11/21/21)  
172, vs. NY Jets (11/4/21)

### RUSHING TOUCHDOWNS

4, at Buffalo (11/21/21)  
2, six times, last:  
at Houston (12/5/21)

### RECEIVING YARDS

116, at Baltimore (10/11/21)  
67, at Jacksonville (9/13/20)  
60, vs. Seattle (9/12/21)

### RECEIVING TOUCHDOWNS

1, at Buffalo (11/21/21)  
1, at Baltimore (10/11/21)  
1, at Houston (12/6/20)

### SCRIMMAGE YARDS

254, vs. Jacksonville (1/3/21)  
204, at Buffalo (11/21/21)  
200, vs. NY Jets (11/4/21)

### TOTAL TOUCHDOWNS

5, at Buffalo (11/21/21)  
2, seven times, last:  
at Houston (12/5/21)



## ANOTHER 1,000-YARD SEASON

Taylor accumulated 332 carries for 1,811 rushing yards (5.5 avg.) and 18 rushing touchdowns in 2021.

He set the franchise record for fewest carries to reach 1,000 rushing yards in a single season (173).

### FEWEST CARRIES TO 1,000 RUSHING YARDS IN A SINGLE SEASON, COLTS HISTORY

Rank	Player	Carries
1.	Jonathan Taylor (2021)	173
2.	Joseph Addai (2006)	201
3.	Edgerrin James (2005)	217
4.	Eric Dickerson (1988)	221

Taylor became just the fourth player in team history to rush for 1,000 yards in each of their first two seasons. He also became just the fourth player in franchise history to eclipse 1,000 rushing yards in the first 11 weeks of a single season.

He became the fourth player since 2000 and the first since Adrian Peterson (2007-08) to record at least 1,000 rushing yards and 10 rushing touchdowns in each of their first two seasons (per NFL Research).

Taylor is the fourth player in franchise history to record multiple seasons with 10 rushing touchdowns.

## TAYLOR JOINS SMALL GROUP

Taylor set the franchise single-season rushing record and became just the third player in team history to eclipse 1,500 rushing yards in a single season.

### MOST SINGLE-SEASON RUSHING YARDS, COLTS HISTORY

Rank	Player	Yards
1.	Jonathan Taylor (2021)	1,811
2.	Edgerrin James (2000)	1,709
3.	Eric Dickerson (1988)	1,659
4.	Edgerrin James (1999)	1,553
5.	Edgerrin James (2004)	1,548
6.	Edgerrin James (2005)	1,506

Taylor also became just the sixth player in team history to eclipse 2,000 scrimmage yards in a single season.

### MOST SINGLE-SEASON SCRIMMAGE YARDS, COLTS HISTORY

Rank	Player	Yards
1.	Edgerrin James (2000)	2,303
2.	Marshall Faulk (1998)	2,227
3.	Jonathan Taylor (2021)	2,171
4.	Edgerrin James (1999)	2,139
5.	Eric Dickerson (1988)	2,036
6.	Edgerrin James (2004)	2,031

## MOST RUSHING YARDS IN FIRST TWO SEASONS

Taylor registered 2,980 career rushing yards in his first two seasons, which ranks seventh in NFL history for a player in their first two seasons.

### MOST RUSHING YARDS IN FIRST TWO SEASONS, NFL HISTORY

Rank	Player	Yards
1.	Eric Dickerson (1983-84)	3,913
2.	Edgerrin James (1999-2000)	3,262
3.	Chris Johnson (2008-09)	3,234
4.	Earl Campbell (1978-79)	3,147
5.	Adrian Peterson (2007-08)	3,101
6.	Clinton Portis (2002-03)	3,099
7.	Jonathan Taylor (2020-21)	2,980
8.	Ottis Anderson (1979-80)	2,957
9.	LaDainian Tomlinson (2001-02)	2,919
10.	Alfred Morris (2012-13)	2,888

## MVP PERFORMANCE

In 2021, Taylor led the NFL in scrimmage yards (2,171), rushing yards (1,811) and rushing touchdowns (18) this season. He tied for first in total touchdowns (20) and ranked second in total points (120) among non-kickers.

### MOST SCRIMMAGE YARDS, 2021 SEASON

Rank	Player	Yards
1.	Jonathan Taylor (IND)	2,171
2.	Cooper Kupp (LAR)	1,965
3.	Deebo Samuel (SF)	1,770
4.	Najee Harris (PIT)	1,667
5.	Justin Jefferson (MIN)	1,630

### MOST RUSHING YARDS, 2021 SEASON

Rank	Player	Yards
1.	Jonathan Taylor (IND)	1,811
2.	Nick Chubb (CLE)	1,259
3.	Joe Mixon (CIN)	1,205
4.	Najee Harris (PIT)	1,200
5.	Dalvin Cook (MIN)	1,159

### MOST RUSHING TOUCHDOWNS, 2021 SEASON

Rank	Player	TDs
1.	Jonathan Taylor (IND)	18
2t.	James Conner (ARI)	15
2t.	Damien Harris (NE)	15
4.	Joe Mixon (CIN)	13
5.	Austin Ekeler (LAC)	12

### MOST TOTAL TOUCHDOWNS, 2021 SEASON

Rank	Player	TDs
1t.	Jonathan Taylor (IND)	20
1t.	Austin Ekeler (LAC)	20
3.	James Conner (ARI)	18
4t.	Cooper Kupp (LAR)	16
4t.	Joe Mixon (CIN)	16

### MOST TOTAL POINTS, 2021 SEASON

Rank	Player	Points
1.	Austin Ekeler (LAC)	124
2.	Jonathan Taylor (IND)	120
3.	James Conner (ARI)	109
4.	Cooper Kupp (LAR)	96
5.	Joe Mixon (CIN)	96



# JONATHAN TAYLOR NOTES

## JT CLIMBING THE RANKS

Taylor registered 3,639 scrimmage yards, including 2,980 rushing yards, 29 rushing touchdowns and three receiving touchdowns in his first two seasons.

Below is where he ranks in numerous categories for a Colts player in their first two seasons:

### MOST SCRIMMAGE YARDS IN FIRST TWO SEASONS, COLTS HISTORY

Rank	Player	Games	Yds.
1.	Edgerrin James (1999-2000)	32	4,442
2.	<b>Jonathan Taylor (2020-21)</b>	<b>32</b>	<b>3,639</b>
3.	Marshall Faulk (1994-95)	32	3,357
4.	Joseph Addai (2006-07)	31	2,842
5.	Curtis Dickey (1980-81)	30	2,202

### MOST RUSHING YARDS IN FIRST TWO SEASONS, COLTS HISTORY

Rank	Player	Games	Yds.
1.	Edgerrin James (1999-2000)	32	3,262
2.	<b>Jonathan Taylor (2020-21)</b>	<b>32</b>	<b>2,980</b>
3.	Marshall Faulk (1994-95)	32	2,360
4.	Joseph Addai (2006-07)	31	2,153
5.	Alan Ameche (1955-56)	24	1,819

### MOST RUSHING TOUCHDOWNS IN FIRST TWO SEASONS, COLTS HISTORY

Rank	Player	Games	TDs
1.	<b>Jonathan Taylor (2020-21)</b>	<b>32</b>	<b>29</b>
2.	Edgerrin James (1999-2000)	32	26
3.	Marshall Faulk (1994-95)	32	22
4.	Joseph Addai (2006-07)	31	19
5.	Curtis Dickey (1980-81)	30	18

### MOST TOTAL TOUCHDOWNS IN FIRST TWO SEASONS, COLTS HISTORY

Rank	Player	Games	TDs
1.	Edgerrin James (1999-2000)	32	35
2.	<b>Jonathan Taylor (2020-21)</b>	<b>32</b>	<b>32</b>
3.	Marshall Faulk (1994-95)	32	26
4t.	Joseph Addai (2006-07)	31	29
4t.	Curtis Dickey (1980-81)	30	23



## AN EPIC DAY

In **Week 11 at BUF (11/21) of the 2021 season**, Taylor finished with a career-high 32 carries for 185 yards and a career-high four rushing touchdowns. He also added three receptions for 19 yards and one receiving touchdown.

**Taylor is the only player in NFL history to record 175-plus rushing yards, four rushing touchdowns and one receiving touchdown in a single game.**

He set the franchise single-game record for total touchdowns (five) and total points (30). His five total touchdowns are tied for the fourth-most by a single player in NFL history.

### MOST SINGLE-GAME TOUCHDOWNS, COLTS HISTORY

Rank	Player	TDs
1.	<b>Jonathan Taylor (11/21/21 at BUF)</b>	<b>5</b>
2t.	Joseph Addai (11/26/06 vs. PHI)	4
2t.	Eric Dickerson (10/31/88 vs. DEN)	4
2t.	Lydell Mitchell (10/12/75 vs. BUF)	4
2t.	Lenny Moore (10/16/60 vs. LAR)	4
2t.	Lenny Moore (10/1/61 vs. MIN)	4

### MOST SINGLE-GAME RUSHING TOUCHDOWNS, COLTS HISTORY

Rank	Player	TDs
1t.	<b>Jonathan Taylor (11/21/21 at BUF)</b>	<b>4</b>
1t.	Joseph Addai (11/26/06 vs. PHI)	4
1t.	Eric Dickerson (10/31/88 vs. DEN)	4

### MOST SINGLE-GAME POINTS, COLTS HISTORY

Rank	Player	Points
1.	<b>Jonathan Taylor (11/21/21 at BUF)</b>	<b>30</b>
2t.	Joseph Addai (11/26/06 vs. PHI)	24
2t.	Eric Dickerson (10/31/88 vs. DEN)	24
2t.	Lydell Mitchell (10/12/75 vs. BUF)	24
2t.	Lenny Moore (10/16/60 vs. LAR)	24
2t.	Lenny Moore (10/1/61 vs. MIN)	24

Taylor is only the fifth player in NFL history to register at least four rushing touchdowns and one receiving touchdown in a single game (Shaun Alexander in 2002, Gale Sayers in 1965, Abner Haynes in 1961 and Dub Jones in 1951).

## JT'S FIRST QUARTER VS. JACKSONVILLE

In **Week 9 vs. JAX (11/14) of the 2021 season**, Taylor compiled 10 carries for 93 yards in the first quarter, which is the fourth-most in franchise history (since 1991).

### MOST RUSHING YARDS IN THE FIRST QUARTER, COLTS HISTORY (SINCE 1960)

Rank	Player	Yards
1.	Edgerrin James (11/21/99 at PHI)	117
2.	<b>Jonathan Taylor (1/3/21 vs. JAX)</b>	<b>106</b>
3.	Marshall Faulk (11/29/98 at BAL)	105
4.	<b>Jonathan Taylor (11/14/21 vs. JAX)</b>	<b>93</b>
5.	James Mungro (11/10/02 at PHI)	84

## JT'S DAY VS. HOUSTON

In **Week 6 vs. HOU (10/17) of the 2021 season**, Taylor registered 14 carries for 145 yards (10.4 avg.) and two touchdowns. His rushing average was the fifth-most in single-game franchise history (min. 10 carries).

### HIGHEST RUSHING AVERAGE, SINGLE GAME, COLTS HISTORY

Rank	Player	Rush	Yds.	Avg.
1.	Lenny Moore (10/28/56 vs. GB)	13	185	14.2
2.	Lenny Moore (10/19/58 at DET)	12	136	11.3
3.	Marshall Faulk (11/29/98 at BAL)	17	192	11.3
4.	Lenny Moore (11/11/56 at CLE)	11	120	10.9
5.	<b>Jonathan Taylor (10/17/21 vs. HOU)</b>	<b>14</b>	<b>145</b>	<b>10.4</b>



## TAYLOR'S HISTORIC RUNS

In **Week 6 vs. HOU (10/17)** of the 2021 season, Taylor registered an 83-yard run in the third quarter. It was the longest rush by a Colts player ever and the longest carry by an NFL player in 2021.

In **Week 9 vs. NYJ (11/4)** of the 2021 season, he recorded a 78-yard rushing touchdown, which is the longest rushing touchdown and the second-longest run in 2021.

### LONGEST RUSHING ATTEMPT, COLTS HISTORY

Rank	Player	Yards
1.	Jonathan Taylor (10/17/21 vs. HOU)	83
2t.	Tom Matte (10/12/64 vs. STL)	80t
2t.	Donald Brown (12/18/11 vs. TEN)	80t
4t.	Alan Ameche (9/25/55 vs. CHI)	79t
4t.	Lenny Moore (10/28/56 vs. GB)	79t
6.	Jonathan Taylor (11/4/21 vs. NYJ)	78t

## QUITE THE FEAT

From Weeks 4-11 of the 2021 season, Taylor compiled 100+ scrimmage yards and at least one rushing touchdown in eight consecutive games, which tied for the longest streak in NFL history.

### MOST CONSECUTIVE GAMES WITH 100+ SCRIMMAGE YARDS AND AT LEAST ONE RUSHING TOUCHDOWN, NFL HISTORY

Rank	Player	Games
1t.	Jonathan Taylor (IND, 2021)	8
1t.	Lydell Mitchell (BAL, 1975-76)	8
1t.	LaDainian Tomlinson (SD, 2006)	8
3t.	Larry Johnson (KC, 2005-06)	7
5t.	David Montgomery (CHI, 2020-21)	6
5t.	Edgerrin James (IND, 2005)	6
5t.	Larry Johnson (KC, 2004-05)	6
5t.	LaDainian Tomlinson (SD, 2004)	6
5t.	Priest Holmes (KC, 2002)	6
5t.	Eric Dickerson (LAR, 1983)	6
5t.	Franco Harris (PIT, 1972)	6

Taylor's eight games with at least 100 scrimmage yards was the longest by a Colts player since Edgerrin James in 2005.

### MOST CONSECUTIVE GAMES WITH AT LEAST 100 SCRIMMAGE YARDS, 2021 SEASON

Rank	Player	Games
1.	Jonathan Taylor (IND)	8
2.	Derrick Henry (TEN)	6
3.	Dalvin Cook (MIN)	5
4t.	Jonathan Taylor (IND)	4
4t.	Austin Ekeler (LAC)	4
4t.	Ezekiel Elliott (DAL)	4
4t.	Alvin Kamara (NO)	4
4t.	Cooper Kupp (LAR)	4

He finished the 2021 season with 13 games with at least 100 scrimmage yards, which tied for the second-most in single-season team history.

### MOST GAMES WITH AT LEAST 100 SCRIMMAGE YARDS IN A SINGLE SEASON, COLTS HISTORY

Rank	Player	Games
1.	Edgerrin James (2000)	15
2t.	Jonathan Taylor (2021)	13
2t.	Edgerrin James (2005)	13
2t.	Edgerrin James (2004)	13
2t.	Marshall Faulk (1998)	13

## FINDING THE END ZONE

Taylor registered 18 rushing touchdowns and two receiving touchdowns last season. He set the franchise single-season record for rushing touchdowns and tied for the most total touchdowns.

### MOST SINGLE-SEASON RUSHING TOUCHDOWNS, COLTS HISTORY

Rank	Player	TDs
1.	Jonathan Taylor (2021)	18
2.	Lenny Moore (1964)	16
3.	Eric Dickerson (1988)	14
4t.	Edgerrin James (2005)	13
4t.	Edgerrin James (2000)	13
4t.	Edgerrin James (1998)	13

### MOST SINGLE-SEASON TOTAL TOUCHDOWNS, COLTS HISTORY

Rank	Player	TDs
1t.	Jonathan Taylor (2021)	20
1t.	Lenny Moore (1964)	20
3.	Edgerrin James (2000)	18
4.	Edgerrin James (1999)	17
5t.	Joseph Addai (2007)	15
5t.	Eric Dickerson (1988)	15
5t.	Marvin Harrison (2004)	15
5t.	Marvin Harrison (2001)	15
5t.	Lydell Mitchell (1975)	15
5t.	Lenny Moore (1961)	15

Taylor's 120 total points this season tied for the most in single-season franchise history among non-kickers.

### MOST SINGLE-SEASON TOTAL POINTS (NON-KICKERS), COLTS HISTORY

Rank	Player	Points
1t.	Jonathan Taylor (2021)	120
1t.	Lenny Moore (1964)	120
3.	Edgerrin James (2000)	110
4.	Edgerrin James (1998)	102
5.	Joseph Addai (2007)	92

## ROOKIE IMPRESSED

In 2020, Taylor compiled three 100-yard rushing games, highlighted by his 253-yard performance in **Week 17 vs. JAX (1/3)**.

Taylor was one of 10 rookies to register a 100-yard rushing game last season and was one of two to have three-or-more such games.

Among rookies in the NFL, Taylor had the most scrimmage yards and rushing yards.

### MOST YARDS FROM SCRIMMAGE AMONG ROOKIES, 2020 SEASON

Rank	Player	Yards
1.	Jonathan Taylor (IND)	1,468
2.	James Robinson (JAX)	1,414
3.	Justin Jefferson (MIN)	1,402

### MOST RUSHING YARDS AMONG ROOKIES, 2020 SEASON

Rank	Player	Yards
1.	Jonathan Taylor (IND)	1,169
2.	James Robinson (JAX)	1,070
3.	J.K. Dobbins (BAL)	805



# JONATHAN TAYLOR NOTES

## TAYLOR'S STRONG START

In 2020, **Taylor** compiled 232 carries for 1,169 yards and 11 touchdowns. He also caught 36 passes for 299 yards and one touchdown. Taylor became just the fifth rookie in franchise history to reach 1,000 rushing yards in a single season.

Among Colts rookies in franchise history, Taylor ranks in the top-three in rushing yards (third), scrimmage yards (third), rushing touchdowns (tied-second) and total touchdowns (tied-third).

### MOST RUSHING YARDS BY A ROOKIE, COLTS HISTORY

Rank	Player	Yards
1.	Edgerrin James (1999)	1,553
2.	Marshall Faulk (1994)	1,282
3.	<b>Jonathan Taylor (2020)</b>	<b>1,169</b>

### MOST SCRIMMAGE YARDS BY A ROOKIE, COLTS HISTORY

Rank	Player	Yards
1.	Edgerrin James (1999)	2,139
2.	Marshall Faulk (1994)	1,804
3.	<b>Jonathan Taylor (2020)</b>	<b>1,468</b>

### MOST RUSHING TOUCHDOWNS BY A ROOKIE, COLTS HISTORY

Rank	Player	TDs
1.	Edgerrin James (1999)	17
2t.	<b>Jonathan Taylor (2020)</b>	<b>11</b>
2t.	Curtis Dickey (1980)	11
2t.	Marshall Faulk (1994)	11

### MOST TOTAL TOUCHDOWNS BY A ROOKIE, COLTS HISTORY

Rank	Player	TDs
1.	Edgerrin James (1999)	17
2.	Curtis Dickey (1980)	13
3t.	<b>Jonathan Taylor (2020)</b>	<b>12</b>
3t.	Marshall Faulk (1994)	12

## TAYLOR'S HISTORIC DAY

In **Week 17 vs. JAX (1/3)** of the 2020 season, **Taylor** compiled 30 carries for a single-game franchise-record 253 yards and two touchdowns. He also caught one pass for one yard.

Taylor became just the second player in franchise history to eclipse 200 rushing yards in a single game.

### MOST RUSHING YARDS IN A SINGLE GAME, COLTS HISTORY

Rank	Player	Yards
1.	<b>Jonathan Taylor (1/3/21 vs. JAX)</b>	<b>253</b>
2.	Edgerrin James (10/15/00 at SEA)	219
3.	Edgerrin James (11/21/04 at CHI)	204

Among rookies in NFL history, Taylor's 253 yards tied for the second-most in a single game.

### MOST RUSHING YARDS IN A SINGLE GAME BY A ROOKIE, NFL HISTORY

Rank	Player	Yards
1.	Adrian Peterson (11/4/07 vs. SD)	286
2t.	<b>Jonathan Taylor (1/3/21 vs. JAX)</b>	<b>253</b>
2t.	DeMarco Murray (10/23/11 vs. STL)	253
4t.	Mike Anderson (12/3/00 at NO)	251
4t.	Doug Martin (11/4/12 at OAK)	251

The rushing performance tied for the ninth-best in NFL history.

### MOST RUSHING YARDS IN A SINGLE GAME, NFL HISTORY

Rank	Player	Yards
1.	Adrian Peterson (11/4/07 vs. SD)	286
2.	Jamal Lewis (9/14/03 vs. CLE)	285
3.	Jerome Harrison (12/20/09 at KC)	286
4.	Corey Dillon (10/22/00 vs. DEN)	278
5.	Walter Payton (11/20/77 vs. MIN)	275
6.	D.J. Simpson (11/25/76 at DET)	273
7.	Shaun Alexander (11/11/01 vs. OAK)	266
8.	Jamaal Charles (1/3/10 at DEN)	259
9t.	<b>Jonathan Taylor (1/3/21 vs. JAX)</b>	<b>253</b>
9t.	DeMarco Murray (10/23/11 vs. STL)	253

## RACKING UP THE YARDS

**Taylor** finished with 1,468 scrimmage yards and 12 scrimmage touchdowns in 2020, which each ranked in the top-10 in the league.

### MOST SCRIMMAGE YARDS, 2020 SEASON

Rank	Player	Yards
1.	Derrick Henry (TEN)	2,141
2.	Dalvin Cook (MIN)	1,918
3.	Alvin Kamara (NO)	1,688
4.	Stefon Diggs (BUF)	1,536
5.	David Montgomery (CHI)	1,508
6.	<b>Jonathan Taylor (IND)</b>	<b>1,468</b>
7.	Aaron Jones (GB)	1,459
8.	Travis Kelce (KC)	1,416
9.	James Robinson (JAX)	1,414
10.	DeAndre Hopkins (ARZ)	1,408

### MOST SCRIMMAGE TOUCHDOWNS, 2020 SEASON

Rank	Player	TDs
1.	Alvin Kamara (NO)	21
2.	Davante Adams (GB)	18
3t.	Dalvin Cook (MIN)	17
3t.	Derrick Henry (TEN)	17
3t.	Tyreek Hill (KC)	17
6.	Adam Thielen (MIN)	14
7t.	Mike Evans (TB)	13
7t.	Cam Newton (NE)	13
9t.	<b>Jonathan Taylor (IND)</b>	<b>12</b>
9t.	Nick Chubb (CLE)	12
9t.	Josh Jacobs (LV)	12

## TOP RUSHER

**Taylor** finished the 2020 season with 232 carries for 1,169 yards (5.04 avg.) and 11 touchdowns. He ranked in the top-10 in numerous rushing categories.

### MOST RUSHING YARDS, 2020 SEASON

Rank	Player	Yards
1.	Derrick Henry (TEN)	2,027
2.	Dalvin Cook (MIN)	1,557
3.	<b>Jonathan Taylor (IND)</b>	<b>1,169</b>
4.	Aaron Jones (GB)	1,104
5t.	David Montgomery (CHI)	1,070
5t.	James Robinson (JAX)	1,070

### HIGHEST RUSHING AVERAGE, 2020 SEASON

Rank	Player	Avg.
1.	Lamar Jackson (BAL)	6.32
2.	Kylar Murray (ARZ)	6.16
3.	J.K. Dobbins (BAL)	6.01
4.	Nick Chubb (CLE)	5.62
5.	Aaron Jones (GB)	5.49
6.	Derrick Henry (TEN)	5.36
7.	Miles Sanders (PHI)	5.29
8.	Ronald Jones II (TB)	5.09
9.	Damien Harris (NE)	5.04
10.	<b>Jonathan Taylor (IND)</b>	<b>5.04</b>

### MOST RUSHING TOUCHDOWNS, 2020 SEASON

Rank	Player	TDs
1.	Derrick Henry (TEN)	17
2t.	Dalvin Cook (MIN)	16
2t.	Alvin Kamara (NO)	16
4t.	Nick Chubb (CLE)	12
4t.	Josh Jacobs (LV)	12
4t.	Cam Newton (NE)	12
7t.	<b>Jonathan Taylor (IND)</b>	<b>11</b>
7t.	Antonio Gibson (WAS)	11
7t.	Kylar Murray (ARZ)	11



## QUARTERBACK MATT RYAN 6-4 - 217 POUNDS - BOSTON COLLEGE 15TH NFL SEASON

- Has started 233 career regular season games in 15 seasons with the Colts (2022) and Falcons (2008-2021) and has completed 5,551-of-8,464 passes for 62,792 yards with 381 touchdowns and 183 interceptions for a 93.6 passer rating. He also has compiled 1,539 rushing yards, 13 rushing touchdowns and one receiving touchdown.
- Ranks in the top-10 in NFL history in numerous passing categories, including attempts (fifth), completions (fifth), yards (seventh) and touchdowns (ninth).
- He ranks fourth in 300-yard passing games (76) in NFL history.
- Ranks tied for fifth in 4,000-yard passing seasons (10) and is one of only two players to reach that mark in 10 consecutive seasons in NFL history.
- Through a player's first 14 seasons in the league, he ranks in the top-five in attempts (first), completions (first), passing yards (first) and passing touchdowns (fifth).
- His 43 career game-winning drives rank tied for sixth in NFL history.
- 4x Pro Bowl selection (2010, 2012, 2014, 2016).
- 3x NFC Offensive Player of the Month.
- 9x NFC Offensive Player of the Week.
- Named Associated Press NFL MVP, Offensive Player of the Year and First Team All-Pro in 2016.
- Atlanta's nominee for the Walter Payton NFL Man of the Year Award in 2016.
- Selected as the Associated Press Offensive Rookie of the Year in 2008.

### RYAN'S CAREER HONORS

#### 2020 SEASON

NFC Offensive Player of the Week (Week 6 at Minnesota – Ninth)

#### 2016 SEASON

Associated Press NFL MVP  
Associated Press First Team All-Pro (First)  
Associated Press Offensive Player of the Year  
Pro Bowl Selection (Fourth)  
Atlanta's Walter Payton Man of the Year Nominee  
NFC Offensive Player of the Month (September – Third)  
NFC Offensive Player of the Week (Week 9 at Tampa Bay – Seventh)  
NFC Offensive Player of the Week (Week 17 vs. New Orleans – Eighth)

#### 2014 SEASON

Pro Bowl Selection (Third)  
NFC Offensive Player of the Week (Week 1 vs. New Orleans – Fifth)  
NFC Offensive Player of the Week (Week 3 vs. Tampa Bay – Sixth)

#### 2013 SEASON

NFC Offensive Player of the Week (Week 7 vs. Tampa Bay – Fourth)

#### 2012 SEASON

Pro Bowl Selection (Second)  
NFC Offensive Player of the Month (September – Second)  
NFC Offensive Player of the Week (Week 16 at Detroit – Third)

#### 2011 SEASON

NFC Offensive Player of the Week (Week 14 at Carolina – Second)

#### 2010 SEASON

Pro Bowl Selection (First)  
NFC Offensive Player of the Month (November – First)

#### 2008 SEASON

Associated Press Offensive Rookie of the Year  
Sporting News Rookie of the Year  
NFC Rookie of the Month (October)  
NFC Offensive Player of the Week (Week 9 at Oakland – First)

### TOP-10 IN NFL HISTORY

Ryan ranks in the top-10 in NFL history in passing attempts (fifth), completions (fifth), yards (seventh) and touchdowns (ninth).

#### MOST PASSES ATTEMPTED, NFL HISTORY

Rank	Player	Attempts
1.	Tom Brady	11,940
2.	Drew Brees	10,551
3.	Brett Favre	10,169
4.	Peyton Manning	9,380
5.	<b>Matt Ryan</b>	<b>8,464</b>
6.	Ben Roethlisberger	8,443
7.	Dan Marino	8,358
8.	Philip Rivers	8,134

#### MOST COMPLETIONS, NFL HISTORY

Rank	Player	Completions
1.	Tom Brady	7,674
2.	Drew Brees	7,142
3.	Brett Favre	6,300
4.	Peyton Manning	6,125
5.	<b>Matt Ryan</b>	<b>5,551</b>
6.	Ben Roethlisberger	5,440
7.	Philip Rivers	5,277

#### MOST PASSING YARDS, NFL HISTORY

Rank	Player	Passing Yards
1.	Tom Brady	88,417
2.	Drew Brees	80,358
3.	Peyton Manning	71,940
4.	Brett Favre	71,838
5.	Ben Roethlisberger	64,088
6.	Philip Rivers	63,440
7.	<b>Matt Ryan</b>	<b>62,792</b>
8.	Dan Marino	61,361

#### MOST PASSING TOUCHDOWNS, NFL HISTORY

Rank	Player	Passing Touchdowns
1.	Tom Brady	644
2.	Drew Brees	571
3.	Peyton Manning	539
4.	Brett Favre	508
5.	Aaron Rodgers	471
6.	Philip Rivers	421
7.	Dan Marino	420
8.	Ben Roethlisberger	418
9.	<b>Matt Ryan</b>	<b>381</b>

### RYAN'S REGULAR SEASON CAREER BEST GAMES

#### COMPLETIONS

42, vs. Jacksonville (10/16/22)  
38, at Cleveland (11/11/18)  
37, three times, last:  
at San Francisco (12/23/13)

#### PASSING YARDS

503, vs. Carolina (10/2/16)  
450, vs. Seattle (9/13/20)  
448, vs. New Orleans (9/7/14)  
448, vs. New Orleans (9/7/14)

#### PASSING TOUCHDOWNS

5, vs. New Orleans (9/23/18)  
4, twelve times,  
last: vs. Washington (10/3/21)

#### COMPLETION PERCENTAGE

87.5, vs. Tampa Bay (9/18/14)  
85.7, vs. Green Bay (11/28/10)  
85.3, at Indianapolis (9/22/19)

#### PASSER RATING

155.9, vs. Tampa Bay (9/18/14)  
148.4, vs. Tampa Bay (10/20/13)  
148.1, vs. New Orleans (9/23/18)

#### RUSHING TOUCHDOWNS

2, vs. Carolina (9/16/18)  
1, 11 times,  
last: at Las Vegas (11/13/22)



# MATT RYAN NOTES

## TOP-FIVE IN NFL HISTORY

In a player's first 14 seasons, **Ryan** ranked in the top-five in attempts (8,003, first), completions (5,242, first), passing yards (59,735, first) and passing touchdowns (367, fifth)

### MOST ATTEMPTS IN FIRST 14 SEASONS, NFL HISTORY

Rank	Player	Completions
1.	<b>Matt Ryan</b>	<b>8,003</b>
2.	Peyton Manning	7,793
3.	Drew Brees	4,458
4.	Eli Manning	4,396
5.	Brett Favre	7,003

### MOST COMPLETIONS IN FIRST 14 SEASONS, NFL HISTORY

Rank	Player	Completions
1.	<b>Matt Ryan</b>	<b>5,242</b>
2.	Peyton Manning	5,082
3.	Drew Brees	4,937
4.	Eli Manning	4,424
5.	Brett Favre	4,306

### MOST PASSING YARDS IN FIRST 14 SEASONS, NFL HISTORY

Rank	Player	Passing Yards
1.	<b>Matt Ryan</b>	<b>59,735</b>
2.	Peyton Manning	59,487
3.	Drew Brees	56,033
4.	Eli Manning	51,682
5.	Dan Marino	51,636

### MOST PASSING TOUCHDOWNS IN FIRST 14 TOUCHDOWNS NFL HISTORY

Rank	Player	Touchdowns
1.	Peyton Manning	436
2.	Drew Brees	396
3.	Brett Favre	376
4.	Dan Marino	369
5.	<b>Matt Ryan</b>	<b>367</b>

## FRANCHISE RECORDS

**Ryan** owns Falcons' franchise records in completions (5,242), passing yards (59,735), completion percentage (65.5%, minimum 1,500 attempts) and passing touchdowns (367).

### MOST COMPLETIONS, FALCONS HISTORY

Rank	Player	Completions
1.	<b>Matt Ryan</b>	<b>5,242</b>
2.	Steve Bartkowski	1,871
3.	Chris Miller	1,129

### MOST PASSING YARDS, FALCONS HISTORY

Rank	Player	Passing Yards
1.	<b>Matt Ryan</b>	<b>59,735</b>
2.	Steve Bartkowski	23,470
3.	Chris Miller	14,066

### BEST COMPLETION %, FALCONS HISTORY

Rank	Player	Completion %
1.	<b>Matt Ryan</b>	<b>65.5</b>
2.	Chris Miller	58.7
3.	Steve Bartkowski	56.2

\*Minimum 1,500 passing attempts

### MOST PASSING TOUCHDOWNS, FALCONS HISTORY

Rank	Player	Passing TDs
1.	<b>Matt Ryan</b>	<b>367</b>
2.	Steve Bartkowski	154
3t.	Chris Miller	87
3t.	Chris Chandler	87

## SINGLE-SEASON FRANCHISE RECORDS

**Ryan** owns Atlanta's single-season franchise records in pass attempts (651), completions (439), passing yards (4,944), completion percentage (69.9), touchdown passes (38), and 300-yard games (11).

### MOST PASS ATTEMPTS IN A SINGLE SEASON, FALCONS HISTORY

Rank	Player	Attempts
1.	Matt Ryan (2013)	651
2.	Matt Ryan (2014)	628
3.	Matt Ryan (2020)	626
4.	Matt Ryan (2019)	616
5.	Matt Ryan (2012)	615

### MOST COMPLETIONS IN A SINGLE SEASON, FALCONS HISTORY

Rank	Player	Completions
1.	Matt Ryan (2013)	439
2t.	Matt Ryan (2012)	422
2t.	Matt Ryan (2018)	422
4.	Matt Ryan (2014)	415
5.	Matt Ryan (2019)	408

### MOST PASSING YARDS IN A SINGLE SEASON, FALCONS HISTORY

Rank	Player	Passing Yards
1.	Matt Ryan (2016)	4,944
2.	Matt Ryan (2018)	4,924
3.	Matt Ryan (2012)	4,719
4.	Matt Ryan (2014)	4,694
5.	Matt Ryan (2015)	4,591

### BEST COMPLETION PERCENTAGE IN A SINGLE SEASON, FALCONS HISTORY

Rank	Player	Completion %
1.	Matt Ryan (2016)	69.9%
2.	Matt Ryan (2018)	69.4%
3.	Matt Ryan (2012)	68.6%
4.	Matt Ryan (2013)	67.4%
5.	Steve Bartkowski (1984)	67.3%

### MOST PASSING TOUCHDOWNS IN A SINGLE SEASON, FALCONS HISTORY

Rank	Player	Passing TDs
1.	Matt Ryan (2016)	38
2.	Matt Ryan (2018)	35
3.	Matt Ryan (2012)	32
4.	Steve Bartkowski (1980)	31
5.	Steve Bartkowski (1981)	30

### MOST 300-YARD PASSING GAMES IN A SINGLE SEASON, FALCONS HISTORY

Rank	Player	300-Yard Games
1.	Matt Ryan (2019)	11
2.	Matt Ryan (2018)	9
3.	Matt Ryan (2013)	7
4.	Matt Ryan (2012)	7
5.	Matt Ryan (2016)	6
6.	Matt Ryan (2014)	6
7.	Matt Ryan (2011)	6

He also owns the Falcons' records in consecutive passes without an interception (272) and consecutive completions (22).



# **DEFENSIVE NOTES**





## LIMITING THE OFFENSE

The **Colts** rank ninth in the NFL in fewest opponent yards per play (5.12).

### FEWEST YARDS ALLOWED PER PLAY, 2022 SEASON

Rank	Team	Avg.
1.	Philadelphia	4.72
2.	San Francisco	4.76
3.	New York Jets	4.82
4.	Denver	4.86
5.	New England	4.93
6.	Dallas	5.03
7.	Tampa Bay	5.06
8.	New Orleans	5.11
9.	<b>Indianapolis</b>	<b>5.12</b>

## HARD TO PASS ON

The **Indianapolis defense** ranks 10th in the NFL in fewest opponent net passing yards per game (205.6).

### FEWEST NET PASSING YARDS ALLOWED PER GAME, 2022 SEASON

Rank	Team	Avg.
1.	Philadelphia	172.4
2.	Green Bay	185.1
3.	Dallas	191.6
4.	New York Jets	193.9
5t.	Denver	194.5
5t.	Tampa Bay	194.5
7.	New Orleans	195.1
8.	Washington	197.2
9.	New England	202.0
10.	<b>Indianapolis</b>	<b>205.6</b>

## STOPPING DRIVES

In 2022, the **Colts defense** ranks seventh in the NFL in opponent third down conversion percentage (36.8).

### OPPONENT THIRD DOWN CONVERSION PERCENTAGE, 2022 SEASON

Rank	Team	Conversion %
1.	Tennessee	31.6
2.	Denver	32.1
3.	Baltimore	32.3
4.	Washington	32.4
5.	New York Giants	34.9
6.	Cleveland	36.7
7.	<b>Indianapolis</b>	<b>36.8</b>

## TAKEAWAY TOTAL

Since 2018, the **Indianapolis defense** ranks third in the NFL in takeaways (122).

### MOST TAKEAWAYS, SINCE 2018

Rank	Team	Takeaways
1.	New England	138
2.	Buffalo	128
3.	<b>Indianapolis</b>	<b>122</b>
4.	Dallas	120
5t.	Pittsburgh	119
5t.	Seattle	119

## STOPPING THIRD-AND-LONG

In 2022, the **Colts defense** ranks eighth in the NFL in opponent third-and-long (six-or-more yards) conversion percentage (21.3).

### OPPONENT THIRD-AND-LONG CONVERSION PERCENTAGE, 2022 SEASON

Rank	Team	Conversion %
1.	San Francisco	12.6
2.	Denver	14.6
3.	Philadelphia	15.2
4.	Dallas	16.3
5.	Pittsburgh	17.0
6.	Washington	17.1
7.	Tennessee	21.3
8.	<b>Indianapolis</b>	<b>21.3</b>

## OPPONENT 3 & OUT PERCENTAGE

In 2022, the **Indianapolis defense** ranks tied for fourth in the NFL in opponent three-and-outs (40) and seventh in opponent three-and-out percentage (24.0).

### OPPONENT 3-&-OUTS, 2022 SEASON

Rank	Team	3-&-Outs
1.	Denver	49
2t.	Tampa Bay	43
2t.	San Francisco	43
4t.	<b>Indianapolis</b>	<b>40</b>
4t.	Washington	40

### OPPONENT 3-&-OUT PERCENTAGE, 2022 SEASON

Rank	Team	Percentage
1.	Denver	29.9
2.	San Francisco	29.3
3.	Tampa Bay	27.2
4.	Green Bay	26.4
5.	Washington	25.0
6.	Tennessee	24.8
7.	<b>Indianapolis</b>	<b>24.0</b>

## CREATING NEGATIVE PLAYS

In 2022, the **Colts defense** ranks second in the NFL in opponent negative rushes (excluding kneel downs).

### MOST OPPONENT NEGATIVE RUSHES, 2022 SEASON

Rank	Team	Negative Rushes
1.	Houston	49
2.	<b>Indianapolis</b>	<b>44</b>
3.	Carolina	41
4.	Buffalo	40

## ELIMINATING BIG PLAYS

In 2022, the **Indianapolis defense** ranks tied for eighth in the NFL in fewest opponent plays of 10+ yards (162).

### FEWEST OPPONENT BIG PLAYS, 2022 SEASON

Rank	Team	Plays of 10+ Yds
1.	San Francisco	133
2.	Denver	147
3.	Washington	151
4t.	Green Bay	156
4t.	New York Jets	156
6.	Philadelphia	158
7.	New England	160
8t.	<b>Indianapolis</b>	<b>162</b>
8t.	New Orleans	162



## TACKLES MAKING TACKLES

Colts defensive tackles **DeForest Buckner** and **Grover Stewart** each rank in the top-five in the NFL in total tackles and solo tackles.

### MOST TACKLES AMONG DEFENSIVE TACKLES,

2022 SEASON		
Rank	Player	Tackles
1.	Christian Wilkins (MIA)	81
2.	<b>Grover Stewart (IND)</b>	<b>62</b>
3t.	<b>DeForest Buckner (IND)</b>	<b>60</b>
3t.	B.J. Hill (CIN)	60
5t.	Jonathan Allen (WAS)	58
5t.	Zach Sieler (MIA)	58

### MOST SOLO TACKLES AMONG DEFENSIVE TACKLES,

2022 SEASON		
Rank	Player	Solo Tackles
1.	Christian Wilkins (MIA)	48
2t.	<b>Grover Stewart (IND)</b>	<b>42</b>
2t.	Jonathan Allen (WAS)	42
4.	Zach Sieler (MIA)	35
5.	<b>DeForest Buckner (IND)</b>	<b>34</b>

In **Week 7** at **TEN (10/23)**, **Stewart** tallied 12 tackles (six solo). It marked the most tackles by a Colts defensive tackle in a game since at least 1994, and is tied for the second-most by an NFL defensive tackle in a single game this season.

### MOST TACKLES AMONG DEFENSIVE TACKLES IN A GAME, COLTS HISTORY

Rank	Player	Tackles
1.	<b>Grover Stewart (10/23/22)</b>	<b>12</b>
2t.	Tony McCoy (11/15/98)	11
2t.	Steve Martin (11/24/96)	11
2t.	Tony Siragusa (11/27/94)	11

### MOST TACKLES AMONG DEFENSIVE TACKLES IN A GAME, 2022 SEASON

Rank	Player	Tackles
1.	Javon Hargrave (PHI, 11/14/22)	13
2t.	<b>Grover Stewart (IND, 10/23/22)</b>	<b>12</b>
2t.	Derrick Brown (CAR, 10/30/22)	12
2t.	Christian Wilkins (MIA, 12/4/22)	12

## OPPONENT RUSHING YARD AVERAGE

In 2022, the **Indianapolis defense** ranks seventh in the NFL in opponent rushing yards per carry (4.13).

### OPPONENT RUSHING YARD AVERAGE PER CARRY, 2022 SEASON

Rank	Team	Avg.
1.	San Francisco	3.44
2.	Tennessee	3.60
3.	Baltimore	3.84
4.	Los Angeles Rams	3.98
5.	New York Jets	4.08
6.	Pittsburgh	4.09
7.	<b>Indianapolis</b>	<b>4.13</b>

## OPPONENT RED ZONE DRIVES

In 2022, the **Colts defense** ranks tied for sixth in the NFL in fewest opponent drives that reach the red zone (40).

### OPPONENT RED ZONE DRIVES, 2022 SEASON

Rank	Team	Drives
1.	San Francisco	29
2.	Denver	32
3t.	Dallas	36
3t.	New York Jets	36
5.	Tennessee	39
6t.	<b>Indianapolis</b>	<b>40</b>
6t.	New Orleans	40

## 100-YARD RUSHERS

Since 2018, the **Indianapolis defense** has allowed a 100-yard rusher only eight times, which is tied for the second-fewest over that time frame.

### FEWEST 100-YARD RUSHERS ALLOWED, SINCE 2018

Rank	Team	Games
1.	New Orleans	5
2t.	<b>Indianapolis</b>	<b>8</b>
2t.	Baltimore	8
2t.	San Francisco	8

## FORCING INTERCEPTIONS

Since 2018, the **Colts defense** has forced 71 interceptions, which ranks seventh in the NFL.

### MOST INTERCEPTIONS, SINCE 2018

Rank	Team	INTs
1.	New England	98
2.	Buffalo	77
3.	Los Angeles Rams	74
4t.	Pittsburgh	73
4t.	Miami	73
6.	Minnesota	72
7.	<b>Indianapolis</b>	<b>71</b>

## ZAIRE STEPPING UP

Indianapolis linebacker **Zaire Franklin** ranks in the top-five in the NFL in tackles and solo tackles.

### MOST TACKLES, 2022 SEASON

Rank	Player	Tackles
1.	Foye Oluokun (JAX)	156
2.	Jordyn Brooks (SEA)	149
3.	Rashaan Evans (ATL)	145
4.	<b>Zaire Franklin (IND)</b>	<b>140</b>
5.	Nick Bolton (KC)	137

### MOST SOLO TACKLES, 2022 SEASON

Rank	Player	Solo Tackles
1.	Foye Oluokun (JAX)	111
2.	Jordyn Brooks (SEA)	96
3.	Nick Bolton (KC)	88
4.	<b>Zaire Franklin (IND)</b>	<b>85</b>
5t.	Rouan Smith (BAL)	80
5t.	Drue Tranquill (LAC)	80

**Franklin** also ranks tied for second in the NFL in 10+ tackle games this season (nine). He ranks first in single-season franchise history in 10-plus tackle games.

### 10+ TACKLE GAMES, 2022 SEASON

Rank	Player	Games
1.	Rashaan Evans (ATL)	10
2t.	<b>Zaire Franklin (IND)</b>	<b>9</b>
2t.	Jordyn Brooks (SEA)	9
4.	Foye Oluokun (JAX)	8

### 10+ TACKLE GAMES IN A SINGLE SEASON, COLTS HISTORY

Rank	Player	Games
1	<b>Zaire Franklin (2022)</b>	<b>9</b>
2t.	Shaquille Leonard (2020)	8
2t.	Jerrell Freeman (2012)	8
2t.	David Thornton (2003)	8
2t.	Mike Peterson (2000)	8



# DEFENSIVE NOTES

## LEONARD RACKING UP TACKLES

Since 2018, Colts linebacker **Shaquille Leonard** has registered 25 games with 10-or-more tackles, which is tied for the fourth-most in the NFL and is the most in team history (since at least 1987).

### MOST 10-OR-MORE TACKLE GAMES, SINCE 2018

Rank	Player	Games
1.	Bobby Wagner (LAR)	35
2.	Roquan Smith (BAL)	33
3.	Foye Oluokun (JAX)	29
4t.	<b>Shaquille Leonard (IND)</b>	25
4t.	Eric Kendricks (MIN)	25

### MOST 10-OR-MORE TACKLE GAMES, COLTS HISTORY, SINCE AT LEAST 1987

Rank	Player	Games
1.	<b>Shaquille Leonard</b>	25
2.	Gary Brackett	23
3.	Mike Peterson	21
4.	Jerrell Freeman	18
5.	Antoine Bethea	15

## PUNCHING IT OUT

In 2021, Indianapolis linebacker **Shaquille Leonard** led the league in forced fumbles (eight). His total tied for second-most in team history (since 1994).

### MOST FORCED FUMBLES, COLTS HISTORY, SINCE 1994

Rank	Player	FFs
1.	Dwight Freeney (2002)	9
2t.	<b>Shaquille Leonard (2021)</b>	8
2t.	Robert Mathis (2013)	8
4.	Robert Mathis (2005)	7
5t.	Jerrell Freeman (2013)	6
5t.	Dwight Freeney (2005)	6
5t.	Robert Mathis (2004)	6

Since 2018, Leonard ranks third among all players and ranks second among linebackers in forced fumbles (17).

### MOST FORCED FUMBLES, SINCE 2018

Rank	Player	FFs
1.	T.J. Watt (PIT)	22
2.	Chandler Jones (LV)	18
3.	<b>Shaquille Leonard (IND)</b>	17
4.	Khalil Mack (LAC)	16
5.	Aaron Donald (LAR)	15

### MOST FORCED FUMBLES AMONG LINEBACKERS, SINCE 2018

Rank	Player	FFs
1.	T.J. Watt (PIT)	22
2.	<b>Shaquille Leonard (IND)</b>	17
3.	Khalil Mack (LAC)	16
4.	Hasson Reddick (PHI)	13
5.	Shaquil Barrett (TB)	12

## THE MOORE YOU CAN DO

In 2021, Colts cornerback **Kenny Moore II** totaled 101 tackles (81 solo), 6.0 tackles for loss, 1.0 sack, 13 passes defended, four interceptions and one special teams stop. Since 1994, he became the first cornerback and just the third defensive back in Colts history to reach 100 tackles in a single season.

**Moore II** was one of just two NFL defensive backs to register at least 100 tackles and 10 passes defended last season. He finished with the third-most solo tackles among defensive backs in the league (most among cornerbacks).

### MOST SOLO TACKLES AMONG DEFENSIVE BACKS, 2021 SEASON

Rank	Player	Tackles
1.	Minkah Fitzpatrick (PIT)	84
2.	Harrison Smith (MIN)	83
3.	<b>Kenny Moore II (IND)</b>	81
4.	Jalen Thompson (ARI)	78
5.	Logan Ryan (NYG)	77

Since 2018, **Moore II** has registered the second-most sacks (8.0) among cornerbacks in the NFL.

### MOST SACKS AMONG CORNERBACKS, SINCE 2018

Rank	Player	Sacks
1.	Jourdan Lewis (DAL)	8.5
2.	<b>Kenny Moore II (IND)</b>	8.0
3.	L'Jarius Sneed (KC)	6.5
4.	Taron Johnson (BUF)	6.0
5t.	Mike Hilton (CIN)	5.5
5t.	Marlon Humphrey (BAL)	5.5

## BUCK'S CONSISTENCY

Indianapolis defensive tackle **DeForest Buckner** is one of just eight players (and one of just three defensive tackles) to register at least 7.0 sacks in each of the last four seasons (2018-21).

### MOST CONSECUTIVE SEASONS WITH AT LEAST 7.0 SACKS, 2018-2021

Rank	Player	Seasons
1.	Cameron Jordan (NO)	10
2.	Aaron Donald (LAR)	8
	Von Miller (BUF)	7
4.	<b>Yannick Ngakoue (IND)</b>	6
5t.	Myles Garrett (CLE)	5
5t.	T.J. Watt (PIT)	5
7t.	<b>DeForest Buckner (IND)</b>	4
7t.	Chris Jones (KC)	4

## YANNICK GETTING IT DONE

Colts defensive end **Yannick Ngakoue** ranks sixth in the NFL in sacks (65.0) since he entered the league in 2016.

### MOST SACKS, SINCE 2016

Rank	Player	Sacks
1.	Aaron Donald (LAR)	83.0
2t.	Chandler Jones (LV)	76.0
2t.	T.J. Watt (PIT)	76.0
4.	Cameron Jordan (NO)	73.5
5.	Myles Garrett (CLE)	72.0
<b>6.</b>	<b>Yannick Ngakoue (IND)</b>	<b>65.0</b>
7.	Khalil Mack (LAC)	64.5
8.	Von Miller (BUF)	63.5
9.	Danielle Hunter (MIN)	63.0
10.	Matthew Judon (NE)	61.5

## KEEPING THE STREAK ALIVE

Indianapolis defensive end **Yannick Ngakoue** tallied at least half a sack in six consecutive games, which is tied for the longest streak in the NFL this season.

### MOST CONSECUTIVE GAMES WITH HALF A SACK, ACTIVE STREAK

Rank	Player	Games
<b>1t.</b>	<b>Yannick Ngakoue (IND)</b>	<b>6</b>
1t.	Chris Jones (KAN)	6
1t.	Nick Bosa (SF)	6
1t.	Haason Reddick (PHI)	6

## IN ELITE COMPANY

Colts defensive end **Yannick Ngakoue** has registered at least 8.0 sacks in seven consecutive seasons, which is the third-longest active streak in the NFL.

### MOST CONSECUTIVE SEASONS WITH AT LEAST 8.0 SACKS, ACTIVE STREAK

Rank	Player	Seasons
1.	Aaron Donald (LAR)	10
2.	Von Miller (BUF)	9
<b>3.</b>	<b>Yannick Ngakoue (IND)</b>	<b>7</b>

He also is only one of five players in NFL history to record at least 8.0 sacks in their first seven seasons since sacks became an official statistic in 1982, joining Reggie White, Aaron Donald, Derrick Thomas and DeMarcus Ware.

### MOST 8.0-SACK SEASONS IN FIRST SEVEN SEASONS, NFL HISTORY

Rank	Player	Seasons
<b>1t.</b>	<b>Yannick Ngakoue</b>	<b>7</b>
1t.	Aaron Donald	7
1t.	DeMarcus Ware	7
1t.	Derrick Thomas	7
1t.	Reggie White	7



# DEFOREST BUCKNER NOTES

## DEFENSIVE TACKLE DEFOREST BUCKNER 6-7 - 295 POUNDS - OREGON 7TH NFL SEASON

- For his career, he has started 106-of-109 games he has competed in and has totaled 448 tackles (276 solo), 66.0 tackles for loss, 51.5 sacks, 20 passes defended, six forced fumbles, nine fumble recoveries (one returned for a touchdown) and one special teams stop.
- Is one of four defensive tackles to register 7.0+ sacks in each of the past four seasons (2018-21).
- In 2021, became the first Colts defensive tackle to lead the team in sacks in back-to-back seasons since 1982 (when sacks became an official statistic).
- Selected Associated Press First Team All-Pro in 2020 and Second Team All-Pro in 2019.
- Named to Pro Bowl in 2018 and 2021.

## BUCKNER'S CAREER HONORS

### 2021 SEASON

Pro Bowl Selection (Second)  
Art Rooney Sportsmanship Award (Colts Nominee)

### 2020 SEASON

Associated Press First Team All-Pro (First)  
PFWA All-NFL Team (First)  
PFWA All-AFC Team (First)  
2020 Polynesian Pro Football Player Of The Year  
AFC Defensive Player of the Week (Week 15 vs. Houston — First)  
AFC Defensive Player of the Month (December — First)

### 2019 SEASON

Associated Press Second Team All-Pro (First)

### 2018 SEASON

Pro Bowl Selection (First)

### 2016 SEASON

PFW/PFWA All-Rookie Team

## DEFO DOMINANT IN 2018

In 2018, Buckner was selected to his first career Pro Bowl after registering career highs in total tackles (67), tackles for loss (17.0) and sacks (12.0). Among defensive tackles, he ranked in the top-five in all three categories.

### MOST TOTAL TACKLES AMONG NFL DEFENSIVE TACKLES, 2018 SEASON

Rank	Player	Tackles
1.	Damon Harrison Sr.	81
2.	<b>DeForest Buckner</b>	<b>67</b>
3.	Jurrell Casey	62
4.	Jonathan Allen	61
5t.	Aaron Donald	59
5t.	Ndamukong Suh	59
5t.	Dalvin Tomlinson	59

### MOST TACKLES FOR LOSS AMONG NFL DEFENSIVE TACKLES, 2018 SEASON

Rank	Player	TFLs
1.	Aaron Donald	25.0
2.	Chris Jones	19.0
3.	<b>DeForest Buckner</b>	<b>17.0</b>
4t.	Geno Atkins	13.0
4t.	Denico Autry	13.0

### MOST SACKS AMONG NFL DEFENSIVE TACKLES, 2018 SEASON

Rank	Player	Sacks
1.	Aaron Donald	20.5
2.	Chris Jones	15.5
3.	<b>DeForest Buckner</b>	<b>12.0</b>
4t.	Fletcher Cox	10.5
4t.	Jarran Reed	10.5

## BUCKNER PRODUCING

Since entering the NFL in 2016, **Buckner** ranks in the top-10 among NFL defensive tackles in total tackles (first), solo tackles (first), tackles for loss (fourth), sacks (fourth), passes defended (fourth) and forced fumbles (tied-sixth).

### MOST TOTAL TACKLES AMONG NFL DEFENSIVE TACKLES, SINCE 2016

Rank	Player	Tackles
1.	<b>DeForest Buckner (IND)</b>	<b>448</b>
2.	Cameron Heyward (PIT)	398
3.	Grady Jarrett (ATL)	388
4.	Linval Joseph (PHI)	378
5.	Aaron Donald (LAR)	373

### MOST SOLO TACKLES AMONG NFL DEFENSIVE TACKLES, SINCE 2016

Rank	Player	Tackles
1.	<b>DeForest Buckner (IND)</b>	<b>276</b>
2.	Cameron Heyward (PIT)	240
3.	Calais Campbell (BAL)	236
4.	Aaron Donald (LAR)	230

### MOST TACKLES FOR LOSS AMONG NFL DEFENSIVE TACKLES, SINCE 2016

Rank	Player	TFLs
1.	Aaron Donald (LAR)	120.0
2.	Cameron Heyward (PIT)	71.0
3.	Calais Campbell (BAL)	70.0
4.	<b>DeForest Buckner (IND)</b>	<b>66.0</b>

### MOST SACKS AMONG NFL DEFENSIVE TACKLES, SINCE 2016

Rank	Player	Sacks
1.	Aaron Donald (LAR)	83.0
2.	Chris Jones (KC)	60.5
3.	Cameron Heyward (PIT)	52.5
4.	<b>DeForest Buckner (IND)</b>	<b>51.5</b>
4t.	Calais Campbell (BAL)	50.5

### MOST PASSES DEFENSED AMONG NFL DEFENSIVE TACKLES, SINCE 2016

Rank	Player	PDs
1.	Chris Jones (KC)	33
2.	Cameron Heyward (PIT)	30
3.	Calais Campbell (BAL)	21
4.	<b>DeForest Buckner (IND)</b>	<b>20</b>
5.	Jeffery Simmons (TEN)	19

### MOST FORCED FUMBLES AMONG NFL DEFENSIVE TACKLES, SINCE 2016

Rank	Player	FFs
1.	Aaron Donald (LAR)	22
2.	Chris Jones (KC)	12
3t.	Fletcher Cox (PHI)	10
3t.	Calais Campbell (BAL)	10
5.	Sheldon Richardson (FA)	7
6t.	<b>DeForest Buckner (IND)</b>	<b>6</b>
6t.	Cameron Heyward (PIT)	6
8t.	Akiem Hicks (TB)	5
8t.	David Irving (FA)	5
8t.	Grady Jarrett (ATL)	5
8t.	Linval Joseph (PHI)	5
8t.	Jarran Reed (GB)	5
8t.	A'Shawn Robinson (LAR)	5

## BUCKNER'S REGULAR SEASON CAREER BEST GAMES

### TACKLES

11, vs. Seattle (12/16/18)  
11, vs. NY Jets (12/11/18)  
10, vs. Pittsburgh (9/22/19)

### TACKLES FOR LOSS

4.0, vs. Seattle (12/16/18)  
3.0, at Minnesota (9/9/18)  
2.0, 10 times, last:  
vs. Houston (10/17/21)

### SACKS

3.0, vs. Houston (12/20/20)  
2.5, at Minnesota (9/9/18)  
2.0, seven times, last: at Denver (10/6/22)





## PICKING UP WHERE HE LEFT OFF

**Buckner** compiled 68 tackles (40 solo), 10.0 tackles for loss, 7.0 sacks and three passes defended last season.

Among NFL defensive tackles in 2021, he finished in the top-10 in total tackles (fifth), solo tackles (tied-fourth), tackles for loss (tied-fifth), sacks (tied-eighth) and passes defended (tied-10th).

### MOST TOTAL TACKLES AMONG DEFENSIVE TACKLES, 2021 SEASON

Rank	Player	Tackles
1t.	Cameron Heyward (PIT)	89
1t.	Christian Wilkins (MIA)	89
3.	Aaron Donald (LAR)	84
4.	Austin Johnson (NYG)	72
5.	<b>DeForest Buckner (IND)</b>	<b>68</b>

### MOST SOLO TACKLES AMONG DEFENSIVE TACKLES, 2021 SEASON

Rank	Player	Tackles
1.	Cameron Heyward (PIT)	53
2.	Christian Wilkins (MIA)	49
3.	Jeffery Simmons (TEN)	42
<b>4t.</b>	<b>DeForest Buckner (IND)</b>	<b>40</b>
4t.	D.J. Jones (SF)	40

### MOST TACKLES FOR LOSS AMONG DEFENSIVE TACKLES, 2021 SEASON

Rank	Player	TFLs
1.	Aaron Donald (LAR)	19.0
2.	Cameron Heyward (PIT)	15.0
3t.	Larry Ogunjobi (CIN)	12.0
3t.	Jeffery Simmons (TEN)	12.0
<b>5t.</b>	<b>DeForest Buckner (IND)</b>	<b>10.0</b>
5t.	Jonathan Allen (WAS)	10.0
5t.	Denico Autry (TEN)	10.0
5t.	D.J. Jones (SF)	10.0
5t.	Ed Oliver (BUF)	10.0
5t.	Christian Wilkins (MIA)	10.0

### MOST SACKS AMONG DEFENSIVE TACKLES, 2021 SEASON

Rank	Player	Sacks
1.	Aaron Donald (LAR)	12.5
2.	Cameron Heyward (PIT)	10.0
3t.	Jonathan Allen (WAS)	9.0
3t.	Denico Autry (TEN)	9.0
3t.	Chris Jones (KC)	9.0
6.	Jeffery Simmons (TEN)	8.5
7.	Javon Hargrave (PHI)	7.5
<b>8t.</b>	<b>DeForest Buckner (IND)</b>	<b>7.0</b>
8t.	Larry Ogunjobi (CIN)	7.0

### MOST PASSES DEFENDED AMONG DEFENSIVE TACKLES, 2021 SEASON

Rank	Player	PDs
1.	Cameron Heyward (PIT)	9
2t.	Denico Autry (TEN)	6
2t.	Jeffery Simmons (TEN)	6
4.	Chris Jones (KC)	5
5t.	Derrick Brown (CAR)	4
5t.	Aaron Donald (LAR)	4
5t.	Malik Jackson (CLE)	4
5t.	Sheldon Richardson (MIN)	4
5t.	Christian Wilkins (MIA)	4
<b>10t.</b>	<b>DeForest Buckner (IND)</b>	<b>3</b>
10t.	Adam Butler (MIA)	3
10t.	Leki Fotu (ARI)	3
10t.	Ed Oliver (BUF)	3
10t.	Zach Sieler (MIA)	3
10t.	Shy Tuttle (NO)	3
10t.	Brandon Williams (BAL)	3
10t.	Quinnen Williams (NYJ)	3
10t.	Al Woods (SEA)	3

## BUCKNER PRESSURING THE QB

**Buckner** finished with the second-most sacks (9.5) among NFL defensive tackles in 2020. He established the franchise single-season record for sacks by a defensive tackle.

### MOST SACKS AMONG DEFENSIVE TACKLES, 2020 SEASON

Rank	Player	Sacks
1.	Aaron Donald (LAR)	13.5
<b>2.</b>	<b>DeForest Buckner (IND)</b>	<b>9.5</b>
3.	Chris Jones (KC)	7.5
4.	Quinnen Williams (NYJ)	7.0
5t.	Fletcher Cox (PHI)	6.5
5t.	David Onyemata (NO)	6.5
5t.	Jarran Reed (SEA)	6.5

### MOST SACKS AMONG DEFENSIVE TACKLES, COLTS HISTORY

Rank	Player	Sacks
<b>1.</b>	<b>DeForest Buckner (2020)</b>	<b>9.5</b>
2.	Denico Autry (2018)	9.0
3.	Ellis Johnson (1998)	8.0
4t.	Sam Clancy (1990)	7.5
4t.	Ellis Johnson (1999)	7.5

Buckner compiled 10.0 tackles for loss in 2020, which tied for third-most among NFL defensive tackles.

### MOST TACKLES FOR LOSS AMONG DEFENSIVE TACKLES, 2020 SEASON

Rank	Player	TFLs
1.	Aaron Donald (LAR)	14.0
2.	Zach Sieler (MIA)	11.0
<b>3t.</b>	<b>DeForest Buckner (IND)</b>	<b>10.0</b>
3t.	David Onyemata (NO)	10.0
3t.	Quinnen Williams (NYJ)	10.0

## BUCKNER HAS CAREER DAY

In **Week 15 vs. HOU (12/20)** of the 2020 season, **Buckner** compiled four tackles (three solo), 2.0 tackles for loss, a career-high 3.0 sacks and one forced fumble.

He was one of four players to record at least four tackles, 2.0 tackles for loss, 3.0 sacks and one forced fumble in a single game in 2020.

### PLAYERS TO REGISTER AT LEAST FOUR TACKLES, 2.0 TACKLES FOR LOSS, 3.0 SACKS AND ONE FORCED FUMBLE IN A SINGLE GAME, 2020 SEASON

Player	Tackles	TFLs	Sacks	FFs
<b>DeForest Buckner (IND, 12/20/20 vs. HOU)</b>	<b>4</b>	<b>2.0</b>	<b>3.0</b>	<b>1</b>
Justin Houston (IND, 12/6/20 at HOU)	4	2.0	3.0	1
Haason Reddick (ARZ, 12/13/20 at NYG)	5	2.0	5.0	3
Aaron Donald (LAR, 10/11/20 at WAS)	4	3.0	4.0	1

## BUCKNER PLAYER OF THE MONTH

**Buckner** was named the **AFC Defensive Player of the Month for December of the 2020 season**. It marked the first time in his career that he had earned Player of the Month honors.

From Weeks 13-17, **Buckner** compiled 18 tackles (14 solo), 6.0 tackles for loss, 7.0 sacks, two passes defended and one forced fumble. He helped guide the Colts to a 4-1 record, including a playoff berth. **Buckner** recorded three games with at least 2.0 sacks. He was named AFC Defensive Player of the Week for Week 15 after totaling four tackles (three solo), 2.0 tackles for loss, a career-high 3.0 sacks and one forced fumble against Houston. **Buckner** was one of just four players in the NFL this season to register at least four tackles, 2.0 tackles for loss, 3.0 sacks and one forced fumble in a single game. His 3.0 sacks tied for the third-most by any player in a single game in 2020.

**Buckner** was the first Indianapolis player to earn AFC Defensive Player of the Month honors since linebacker Darius Leonard earned the distinction in 2018 for the month of December.



# SHAQUILLE LEONARD NOTES

## LINEBACKER SHAQUILLE LEONARD 6-2 - 230 POUNDS - SOUTH CAROLINA STATE 5TH NFL SEASON

- Has competed in 61 games (59 starts) and has compiled 549 tackles (351 solo), 30.0 tackles for loss, 15.0 sacks, 11 interceptions (one returned for a touchdown), 31 passes defended, 17 forced fumbles and seven fumble recoveries.
- Ranks fifth in Colts history in tackles (since 1994).
- Has registered at least 100 tackles in each of his four seasons. Since 1985, he is just the fifth player in franchise history to accomplish that feat and only the second player to do so in their first four seasons in the league.
- Is one of just two players to record at least 120 tackles in each of the past four seasons (joining Bobby Wagner).
- Since 2018, has registered 25 games with 10+ tackles (third-most over that time frame and most in team history since at least 1987).
- In 2021, became the first player in NFL history to register eight forced fumbles and four interceptions in a single season.
- From 2018-20, registered the most tackles (416) by a player in their first three seasons in team history.
- Since at least 1987, he is the only NFL player to register 300 total tackles in his first 30 career games.
- Since 2000, became the fastest player to reach 200 career tackles as he did it in 19 games.
- Became the first player to register at least 10.0 sacks and five interceptions in his first 25 career games since 1982, when the individual sack became an official statistic.
- In 2019, he became just the fifth player in NFL history to register 120-or-more tackles, five-or-more sacks and five-or-more interceptions in the same season.
- In 2018, led the NFL with 163 tackles as a rookie. He became the first Colts player since Mike Peterson (158) in 2000 to lead the NFL in tackles. Since 1970, he had the third-most tackles by an NFL rookie in a single season.
- Joins Dwight Freeney (five-time winner) and Robert Mathis (five-time winner) as the only Colts players to win Defensive Player of the Week at least four times.

### LEONARD'S CAREER HONORS

#### 2021 SEASON

Associated Press First Team All-Pro (Third)  
Pro Bowl Selection (Third)  
PFWA All-AFC Team (Third)  
NFLPA Community MVP (Week 12)  
AFC Defensive Player of the Week (Week 15 vs. New England – Fourth)

#### 2020 SEASON

Associated Press First Team All-Pro (Second)  
Pro Bowl Selection (Second)  
PFWA All-AFC Team (Second)  
AFC Defensive Player of the Week (Week 17 vs. Jacksonville – Third)  
NFL Way to Play Award (Week 17)

#### 2019 SEASON

Associated Press Second Team All-Pro (First)  
Pro Bowl Selection (First)  
PFWA All-AFC Team (Second)

#### 2018 SEASON

Associated Press First Team All-Pro (First)  
Associated Press Defensive Rookie of the Year  
PFWA Defensive Rookie of the Year  
PFWA All-AFC Team (First)  
PFWA All-Rookie Team  
AFC Defensive Player of the Week (Week 2 at Washington – First)  
Pepsi NFL Rookie of the Week (Week 2 at Washington – First)  
Defensive Rookie of the Month (September – First)  
Pepsi NFL Rookie of the Week (Week 8 at Oakland – Second)  
AFC Defensive Player of the Week (Week 17 at Tennessee – Second)  
AFC Defensive Player of the Month (December – Second)

### 400-CLUB

Leonard reached 400 career tackles in his 41st career game, which tied for the second-fastest in NFL history since at least 1987.

#### FEWEST GAMES TO 400 CAREER TACKLES, SINCE 1987, NFL HISTORY

Rank	Player	Games	Tackles
1.	Luke Kuechly (2012-14)	40	409
2t.	Shaquille Leonard (2018-20)	41	406
2t.	Patrick Willis (2007-09)	41	403
4.	Lavonte David (2012-14)	42	400
5.	Jerod Mayo (2008-2010)	45	405

### LEONARD AMONG BEST SINCE 2018

Since entering the NFL in 2018, Leonard ranks at the top in numerous defensive categories among linebackers, including total tackles (tied-eighth), solo tackles (tenth), forced fumbles (second) and interceptions (first).

#### MOST TOTAL TACKLES AMONG LINEBACKERS, SINCE 2018

Rank	Player	Tackles
1.	Bobby Wagner (LAR)	723
2.	Roquan Smith (BAL)	653
3.	Foye Oluokun (JAX)	610
4.	Fred Warner (SF)	601
5t.	Jordan Hicks (MIN)	587
5t.	Eric Kendricks (MIN)	587
7.	Lavonte David (TB)	558
8t.	Shaquille Leonard (IND)	549
8t.	Tremaine Edmunds (BUF)	549

#### MOST SOLO TACKLES AMONG LINEBACKERS, SINCE 2018

Rank	Player	Tackles
1.	Roquan Smith (BAL)	427
2.	Bobby Wagner (LAR)	409
3.	Fred Warner (SF)	393
4.	Jordan Hicks (MIN)	386
5.	Lavonte David (TB)	385
6.	Foye Oluokun (JAX)	378
7.	Eric Kendricks (MIN)	360
8.	DeVondre Campbell (GB)	354
9.	Demario Davis (NO)	352
10.	Shaquille Leonard (IND)	351

#### MOST FORCED FUMBLES AMONG LINEBACKERS, SINCE 2018

Rank	Player	FFs
1.	T.J. Watt (PIT)	22
2.	Shaquille Leonard (IND)	17
3.	Khalil Mack (LAC)	16
4.	Haason Reddick (PHI)	13
5.	Shaquill Barrett (TB)	12

#### MOST INTERCEPTIONS AMONG LINEBACKERS, SINCE 2018

Rank	Player	INTs
1.	Shaquille Leonard (IND)	12
2.	Joe Schobert (FA)	9
3.	Roquan Smith (BAL)	8
4t.	Eric Kendricks (MIN)	7
4t.	Logan Wilson (CIN)	7

### LEONARD'S REGULAR SEASON CAREER BEST GAMES

#### TACKLES

19, at Washington (9/18/18)  
17, vs. Buffalo (10/21/18)  
15, three times, last:  
vs. Tampa Bay (11/28/21)

#### TACKLES FOR LOSS

5.0, at Philadelphia (9/23/18)  
2.0, vs. Miami (11/10/19)  
1.0, 23 times, last:  
vs. New England (12/18/21)

#### SACKS

2.0, vs. Tennessee (12/1/19)  
2.0, at Philadelphia (9/23/18)  
1.0, 11 times, last:  
vs. Jacksonville (1/3/21)

#### INTERCEPTIONS

2, at Tampa Bay (12/8/19)  
1, nine times, last:  
vs. Las Vegas (1/2/22)



## LEONARD THROUGH 50

In his first 50 career games, **Leonard** compiled 476 tackles, which is the third-most in the NFL (since 1987).

### MOST TACKLES IN FIRST 50 CAREER GAMES, SINCE 1987

Rank	Player	Tackles
1.	Luke Kuechly (CAR, 2012-15)	494
2.	Patrick Willis (SF, 2007-2010)	486
3.	<b>Shaquille Leonard (IND, 2018-21)</b>	<b>476</b>
4.	Lavonte David (TB, 2012-15)	464
5.	Jon Beason (CAR, 2007-2010)	438

## FUMBLE RECOVERIES

From Weeks 3-5 of the 2021 season, **Leonard** recovered a fumble in three consecutive games, which tied for the longest streak in franchise history.

### MOST CONSECUTIVE GAMES WITH A FUMBLE RECOVERY, COLTS HISTORY

Rank	Player	Games
1t.	<b>Shaquille Leonard (2021)</b>	<b>3</b>
1t.	Fred Cook (1975)	3
3t.	42 times	2

## 100-TACKLE SEASONS

**Leonard** registered at least 100 tackles in each of his first four seasons in the NFL. Since 1985, he is just the fifth player in franchise history to accomplish that feat and only the second player to do so in their first four seasons in the league.

### MOST CONSECUTIVE SEASONS WITH 100-PLUS TACKLES, SINCE 1985, COLTS HISTORY

Rank	Player	Seasons
1t.	Duane Bickett (1985-91)	7
1t.	Jeff Herrod (1989-95)	7
3t.	<b>Shaquille Leonard (2018-21)</b>	<b>4</b>
3t.	Gary Brackett (2005-08)	4
3t.	Antoine Bethea (2010-13)	4

### MOST SEASONS WITH 100-PLUS TACKLES, SINCE 1985, COLTS HISTORY

Rank	Player	Seasons
1t.	Duane Bickett	7
1t.	Jeff Herrod	7
3.	Antoine Bethea	5
5t.	<b>Shaquille Leonard</b>	<b>4</b>
5t.	Gary Brackett	4

## 10-TACKLE GAMES

Since 2018, **Leonard** has registered 25 games with 10-or-more tackles, which is the third-most in the NFL. It is the most such games in team history (since at least 1987).

### MOST 10-OR-MORE TACKLE GAMES, SINCE 2018

Rank	Player	Games
1.	Bobby Wagner (LAR)	32
2.	Roquan Smith (BAL)	30
3.	<b>Shaquille Leonard (IND)</b>	<b>25</b>
4t.	Foye Oluokun (JAX)	24
4t.	Blake Martinez (LV)	23
4t.	Zach Cunningham (TEN)	23

### MOST 10-OR-MORE TACKLE GAMES, COLTS HISTORY, SINCE AT LEAST 1987

Rank	Player	Games
1.	<b>Shaquille Leonard</b>	<b>25</b>
2.	Gary Brackett	23
3.	Mike Peterson	21
4.	Jerrell Freeman	18
5.	Antoine Bethea	15

## LEONARD THROUGH THREE

From 2018-20, **Leonard** registered the most tackles (416) by a player in their first three seasons in team history (since 1987).

### MOST TOTAL TACKLES, COLTS HISTORY (SINCE 1987)

Rank	Player	Tackles
1.	<b>Shaquille Leonard (2018-20)</b>	<b>416</b>
2.	Duane Bickett (1985-87)	398
3.	Jerrell Freeman (2012-14)	366
4.	Jeff Herrod (1988-90)	331
5.	Mike Peterson (1999-2001)	330

## COLLECTING INTS

**Leonard** led all linebackers with five interceptions in 2019. Since 2018, his 11 interceptions are the most by all NFL linebackers.

**Leonard's** interception total (seven) in his first two seasons (2018-19) is tied for the fifth-most by a linebacker in league history.

### MOST INTERCEPTIONS BY NFL LINEBACKERS, 2019 SEASON

Rank	Player	INTs
1.	<b>Shaquille Leonard (IND)</b>	<b>5</b>
2.	Joe Schobert (CLE)	4
3t.	Jamie Collins Sr. (NE)	3
3t.	Jordan Hicks (ARZ)	3
3t.	K.J. Wright (SEA)	3

### MOST INTERCEPTIONS BY NFL LINEBACKERS, SINCE 2018

Rank	Player	INTs
1.	<b>Shaquille Leonard (IND)</b>	<b>11</b>
2.	Joe Schobert (TEN)	9
3.	Eric Kendricks (MIN)	7

### MOST INTERCEPTIONS BY NFL LINEBACKERS IN FIRST TWO SEASONS, NFL HISTORY

Rank	Player	INTs
1.	Archie Matsos (1960-61)	10
2t.	Jack Ham (1971-72)	9
2t.	Mike Stratton (1962-63)	9
4.	Al Richardson (1980-81)	8
5t.	<b>Shaquille Leonard (2018-19)</b>	<b>7</b>
5t.	Jordan Hicks (2015-16)	7

## 5+ INTS AND 5+ FORCED FUMBLES

Since 2000, **Leonard** is the third player and the first linebacker with at least five interceptions and five forced fumbles through his first two NFL seasons.

### PLAYERS WITH 5+ INTERCEPTIONS AND 5+ FORCED FUMBLES IN FIRST TWO NFL SEASONS, SINCE 2000

Player	Position	INTs	FFs
<b>Shaquille Leonard (IND, 2018-19)</b>	LB	<b>7</b>	<b>6</b>
Marshon Lattimore (NO, 2017-18)	CB	7	5
Roy Williams (DAL, 2002-03)	S	7	5

## LEONARD SINGLE-SEASON ALL-TIME TACKLER

**Leonard** compiled 163 total tackles in 2018, which is the most in Colts single-season history according to Stats Pass.

### MOST TOTAL TACKLES IN A SINGLE SEASON, COLTS HISTORY

Rank	Player	Tackles
1.	<b>Shaquille Leonard (2018)</b>	<b>163</b>
2.	Jeff Herrod (1991)	160
3.	Mike Peterson (2000)	158



## MANIAC IN THE FIRST 30

Since at least 1987, **Leonard** became the first NFL player to eclipse 300 total tackles in his first 30 career games.

### MOST TOTAL TACKLES IN FIRST 30 CAREER GAMES, SINCE AT LEAST 1987

Rank	Player	Games	Tackles
1.	<b>Shaquille Leonard (2018-20)</b>	<b>30</b>	<b>300</b>
2.	Patrick Willis (2007-08)	30	295
3.	Luke Kuechly (2012-13)	30	286
4.	Vontaze Burfict (2012-13)	30	278
5.	DeMeco Ryans (2006-07)	30	276

Since at least 1987, **Leonard** registered the most 10-plus tackle games (15) in a player's first 30 career games.

### MOST 10-PLUS TACKLE GAMES IN FIRST 30 CAREER GAMES, SINCE AT LEAST 1987

Rank	Player	Games
1.	<b>Shaquille Leonard (2018-20)</b>	<b>15</b>
2t.	Luke Kuechly (2012-13)	14
2t.	DeMeco Ryans (2006-07)	14
4t.	Jon Beason (2007-08)	13
4t.	Patrick Willis (2007-08)	13

## LEONARD TALLYING TACKLES

Despite missing one game in 2018, **Leonard** led the NFL in total tackles (163) and solo tackles (111) as a rookie.

### MOST TOTAL TACKLES, 2018 REGULAR SEASON

Rank	Player	Tackles
1.	<b>Shaquille Leonard (IND)</b>	<b>163</b>
2.	Blake Martinez (GB)	144
3t.	Leighton Vander Esch (DAL)	138
3t.	Bobby Wagner (SEA)	138

### MOST SOLO TACKLES, 2018 REGULAR SEASON

Rank	Player	Tackles
1.	<b>Shaquille Leonard (IND)</b>	<b>111</b>
2.	Leighton Vander Esch (DAL)	102
3.	Telvin Smith Sr. (JAX)	100



# **SPECIAL TEAMS NOTES**





# SPECIAL TEAMS NOTES

## NO. 1 IN THE LEAGUE

In 2022, **Indianapolis** ranks first in the NFL in kickoff return average.

### KICKOFF RETURN AVERAGE, 2022 SEASON

Rank	Team	Kickoff Return Avg.
1.	Indianapolis	28.4
2.	Detroit	26.2
3.	Chicago	25.4
4.	Minnesota	25.1
5.	New England	24.7

## TWO RETURNERS OVER 100

In **Week 12 vs. PIT (11/28)**, Colts returners **Dallis Flowers** (118) and **Isaiah Rodgers Sr.** (107) both recorded over 100 kickoff return yards. They became the first duo on the same team to each tally at least 100 kickoff return yards since Eric Decker and Cassius Vaughn for the Denver Broncos in Week 17 of 2010.

### TWO KICKOFF RETURNERS WITH OVER 100 YARDS EACH, SINCE 2000

Players	Team
<b>Dallis Flowers, Isaiah Rodgers (11/28/22)</b>	<b>IND</b>
Eric Decker, Cassius Vaughn (1/2/11)	DEN
Johnny Knox, Danieal Manning (11/29/09)	CHI
Adam Jennings, Jerrius Norwood (12/30/07)	ATL
Tim Dwight, Darrick Vaughn (9/10/20)	ATL

## OPPONENT STARTING INSIDE 20

In 2022, **Indianapolis** ranks sixth in opponent drives that start inside the 20-yard line (39).

### OPPONENT DRIVES STARTING INSIDE 20-YARD LINE, 2022 SEASON

Rank	Team	Opponent Drives
1.	Houston	51
2.	Carolina	43
3t.	Minnesota	42
3t.	Tennessee	42
5.	San Francisco	40
<b>6t.</b>	<b>Indianapolis</b>	<b>39</b>
6t.	Washington	39

## MCLAUGHLIN STEPPING UP

In **Week 15 at MIN (12/17)**, Colts kicker **Chase McLaughlin** converted 5-of-5 field goals and three extra points for 18 total points. He tied Lou Michaels (18) for the most kick-scoring points in a single game in franchise history (Week 3 of 1966). McLaughlin passed Adam Vinatieri (seven) for the most field goals of 50-or-more yards in single-season franchise history (2016).

### MOST KICK-SCORING POINTS IN SINGLE GAME, COLTS HISTORY

Rank	Player	Points
1.	<b>Chase McLaughlin (12/17/22 at MIN)</b>	<b>18</b>
2.	Lou Michaels (10/12/64 vs. STL)	18
3.	Five tied	17

### MOST 50+ YARD FIELD GOALS IN A SINGLE SEASON, COLTS HISTORY

Rank	Player	50+ Field Goals
1.	<b>Chase McLaughlin (2022)</b>	<b>8</b>
2.	Adam Vinatieri (2016)	7
3t.	Dean Biasucci (1988)	6
3t.	Mike Vanderjagt (1998)	6

## HAACK HAS CAREER DAY

In **Week 8 vs. WAS (10/30)**, Indianapolis punter **Matt Haack** recorded four punts for 227 yards (56.8 avg./51.0 net avg.) with three pinned inside the 20-yard line. His average is the sixth-most by a player in a single game this season and his net average ranks tied for fifth.

### PUNTING AVERAGE IN SINGLE GAME, 2022 SEASON

Rank	Player	Avg.
1.	Jake Camarda (TB, 11/6/22 vs. LAR)	59.5
2.	A.J. Cole (LV, 11/13/22 vs. IND)	58.8
3.	Ryan Stonehouse (TEN, 12/4/22 at PHI)	57.3
4.	Riley Dixon (LAR, 10/3/22 at SF)	57.3
5.	Ryan Stonehouse (TEN, 9/11/22 vs. NYG)	57.0
<b>6.</b>	<b>Matt Haack (IND, 10/30/22 vs. WAS)</b>	<b>56.8</b>

### NET PUNTING AVERAGE IN SINGLE GAME, 2022 SEASON

Rank	Player	Net Avg.
1.	Jake Camarda (TB, 11/6/22 vs. LAR)	54.2
2.	A.J. Cole (LV, 11/13/22 vs. IND)	53.4
3.	Trenton Gill (CHI, 10/2/22 at NYG)	51.8
4.	Corey Bojorquez (CLE, 12/11/22 at CIN)	51.5
<b>5t.</b>	<b>Matt Haack (IND, 10/30/22 vs. WAS)</b>	<b>51.0</b>
5t.	Johnny Hecker (CAR, 11/27/22 vs. DEN)	51.0

He also ranks second in Colts history in punting average and net punting average in a single game.

### PUNTING AVERAGE IN SINGLE GAME, COLTS HISTORY

Rank	Player	Avg.
1.	Rohn Stark (9/13/92 vs. HOU)	58.3
<b>2.</b>	<b>Matt Haack (10/30/22 vs. WAS)</b>	<b>56.8</b>
3.	Pat McAfee (9/18/16 at DEN)	56.5

### NET PUNTING AVERAGE IN SINGLE GAME, COLTS HISTORY

Rank	Player	Net Avg.
1.	Rohn Stark (9/13/92 vs. HOU)	59.5
<b>2.</b>	<b>Matt Haack (10/30/22 vs. WAS)</b>	<b>51.0</b>
3.	Pat McAfee (9/27/15 at TEN)	50.0

\*Minimum four punts

## HAACK HITS CAREER-HIGH PUNT

In **Week 1 at HOU (9/11)**, Colts punter **Matt Haack** tallied four punts for 179 yards (44.8 avg./44.8 net avg.) with three pinned inside the 20-yard line. In the third quarter, he registered a career-high 70-yard punt that was downed at the one-yard line. It is the fifth-longest punt in franchise history.

### LONGEST PUNTS, COLTS HISTORY

Rank	Player	Long
1.	Rigoberto Sanchez (10/24/21 at SF)	79
2.	Pat McAfee (10/9/16 vs. CHI)	74
3t.	Chris Gardocki (10/28/97 at SD)	72
3t.	Pat McAfee (9/18/16 at DEN)	72
<b>5.</b>	<b>Matt Haack (9/11/22 at HOU)</b>	<b>70</b>

## SPROUTING LIKE FLOWERS

In **Week 15 at MIN (12/17)**, Indianapolis cornerback recorded five kickoff returns for 175 yards (35.0 avg.). His 175 kickoff return yards are the second-most by a single player in an NFL game this season.

### MOST KICKOFF RETURN YARDS IN A SINGLE GAME, 2022 SEASON

Rank	Player	Yards
1.	Raheem Blackshear (CAR, 10/9/22 vs. SF)	200
<b>2.</b>	<b>Dallis Flowers (IND, 12/17/22 at MIN)</b>	<b>175</b>
3.	Keisean Nixon (GB, 11/27/22 at PHI)	172
4.	Kene Nwangwu (MIN, 11/24/22 vs. NE)	166
5.	Kene Nwangwu (MIN, 12/17/22 vs. IND)	159

**RYAN KELLY**

CENTER



ADMINISTRATION

# JIM IRSAY

**OWNER & CHIEF  
EXECUTIVE OFFICER**

**YEARS IN THE NFL:** 51 Years  
**COLLEGE:** Southern Methodist University



Indianapolis Colts Owner & CEO Jim Irsay this year embarks on his 51st season with the organization. His affiliation with the Colts dates back to 1972 when his father, Robert Irsay, acquired the team. His passion for winning and emphasis on sustained success has molded Indianapolis into one of the most successful and historic franchises in the NFL. In addition to his commitment to winning, Irsay and his family are recognized as leaders in the community, spearheading multiple philanthropic endeavors throughout Indiana.

Irsay took the helm of the franchise in 1995, becoming sole owner in 1997. Going into his 28th season as the leader of the Colts, Indianapolis has earned 10 division championships, two Super Bowl appearances and the team's fourth world championship with a victory in Super Bowl XLII. The team's 217-136 regular season record dating back to 2000 ranks fourth in the NFL. From 2000-09, the Colts produced 115 regular season wins, which at the time, was the most in a decade for any NFL club. Indianapolis also set an NFL record with 23 consecutive wins from 2008-09. Over the span of four seasons from 2012-15, the Colts won 16 consecutive games within the AFC South Division, also an NFL record.

Irsay grew up with the Colts and talks sentimentally about his years of living with the team during summer camp, riding the team bus and watching every game. After graduating from Southern Methodist University with a degree in broadcast journalism, he joined the franchise and worked in virtually every department, from ticket sales to public relations to football operations. When the Colts arrived in Indianapolis in 1984, Irsay was named general manager at age 24, the youngest to ever hold that job.

Over his many years with the team, winning always has been a priority for Irsay. In 2017, he hired Chris Ballard as general manager, who in five seasons has utilized both the NFL Draft and free agency to build the Colts roster. In 2018, Irsay and Ballard hired former Philadelphia Eagles Offensive Coordinator Frank Reich as head coach, bringing back a familiar face to the Colts family. Reich began his coaching career in Indianapolis under Hall of Fame Head Coach Tony Dungy and served on the Colts staff for six years (2006-2011). Under the leadership of Irsay, Ballard and Reich, the Colts in 2018 became just the second team in NFL history to start 1-5, yet still reach the playoffs and win a playoff game. Since then,

the Colts have produced 15 Associated Press All-Pro selections, 17 Pro Bowl selections, the 2018 "Defensive Rookie of the Year" and the 2018 "Comeback Player of the Year." Under Irsay, Ballard and Reich, the Colts will continue their commitment to building a strong, exciting and competitive team that is primed for success this season and into the future.



**Owner & CEO Jim Irsay hoists the Lombardi Trophy following the team's Super Bowl XLI victory over the Chicago Bears.**

A hallmark of Irsay's stewardship was the 2006 season, when the Colts won Super Bowl XLI with a 29-17 victory over Chicago. Following its triumphant return to Indianapolis, the team was welcomed by a raucous crowd lining downtown streets in below-freeze-



ing temperatures and filling the old RCA Dome. Irsay responded by sending the Lombardi Trophy on a 50-stop, 3,130-mile tour throughout Indiana, giving fans an opportunity to see, touch and take pictures with the iconic trophy. That fall, he also created a once-in-a-lifetime opportunity for fans to compete for one of five authentic Super Bowl rings. The effort raised more than \$225,000 for charity and entertained thousands who witnessed 10 finalists take their chance to pick one-of-five treasure chests that contained a ring inscribed with "Colts Fan."

All eyes were focused on Indianapolis in 2012 when Super Bowl XLVI came to town, and Irsay and the Colts were instrumental in leading the Super Bowl effort for the city. Largely regarded as one of the most successful Super Bowls ever, the event generated hundreds of millions of dollars in economic impact, as well as worldwide exposure, for the city and state.

A strong advocate of the NFL's history, tradition and principles, Irsay is an active team owner. In the 1980s, he was one of four NFL executives (including Pro Football Hall of Famers George Young and Bill Polian) appointed by Commissioner Pete Rozelle to design the league's modern day salary cap, which still governs player earnings in the NFL today. Irsay has served on the Executive Committee of the Management Council, the Pro-College Relations Committee, the Super Bowl Advisory Committee, the Realignment Working Group and the Working Club Executive Committee that authored the NFL's collective bargaining agreement in 1993. He currently chairs the league's Legislative Committee and is a member of the Finance Committee.

Irsay also oversees the team's extensive community and philanthropic efforts. Under his leadership, the Colts have been committed to improving the lives of people in their home city and state by helping build a healthy, inclusive and compassionate community through meaningful outreach, projects and partnerships.

At the outset of the COVID-19 pandemic in 2020, Irsay jumped into action and personally led a community fundraising drive, raising more than \$1.3 million in less than 48 hours to provide emergency meals to people in need. Irsay also helped fund e-learning materials and resources for Indianapolis students, led a fundraising drive

for Indianapolis' community centers and purchased thousands of protective masks for use by frontline workers. Over the past several years, Irsay also has reemphasized the franchise's commitment to diversity, equity and inclusion in the way the club operates internally and in the community. The team actively works with players, coaches, staff and community stakeholders on efforts to battle racism, provide more access to educational and economic opportunity and bring people from all walks of life together in support of dialogue and positive change. Irsay and his family also launched Kicking The Stigma, an initiative to raise awareness about mental health disorders and remove the shame and stigma often associated with these illnesses. Since starting the effort in late 2020, the Irsays have committed more than \$16 million toward expanding mental health treatment and research and raising awareness in Indiana and beyond.

The team also supports current and former players by engaging with them in charitable efforts and helping them leave a legacy of service to the community. The Irsays have been honored to give back through projects such as the Irsay Family YMCA, the downtown Colts Canal Playspace, Riley Hospital for Children, Wheeler Mission Center for Women & Children, Indiana University's Irsay Family Research Institute and Irsay Family Wellness Center and dozens of other important community initiatives.

Although football has been the focus of Irsay's professional life, he has a personal passion for rock music, American history and pop culture, which led him to assemble a robust collection of historic and culturally-significant artifacts over several decades that together make up The Jim Irsay Collection. The collection is highlighted by musical instruments and items owned and used



by some of the greatest artists in music history, including Bob Dylan, The Beatles, Prince, Sir Elton John, Eric Clapton, Jerry Garcia, Pete Townshend, Les Paul, David Gilmour, Jim Morrison, Jimi Hendrix, John Coltrane and other music icons. Outside of music, the collection includes an 1823 William J. Stone printing of the Declaration of Independence, one of the first exact facsimiles of the final signed document; renowned author Jack Kerouac's original 119-foot *On the Road* scroll; the original manuscript for Alcoholics Anonymous' *Big Book*, the organization's founding document; Muhammad Ali's boxing shoes from the 1975 "Thrilla" in Manila; artifacts and signed documents from numerous U.S. Presidents; and artifacts from women's suffrage pioneer Susan B. Anthony.

An active philanthropist, Irsay regularly loans items from the collection to museums, nonprofits and other organizations for display and research. Items have been displayed at the U.S.'s Rock & Roll Hall of Fame, The Lincoln Memorial, The Metropolitan Museum of Art (The Met), The Beverly Hills Hotel and the Indiana State Museum; as well as at The Centre Pompidou (Paris), the British Library (London), Auditorium Parco della Musica (Rome) and other locations around the world.

Irsay has three daughters, Carlie Irsay-Gordon, Casey Foyt and Kalen Jackson, as well as 10 grandchildren. All three daughters were promoted to the position of vice chair and owner in 2012 and represent the next generation of Colts ownership in Indianapolis.

**In reflecting on the organization, Irsay says, "One of the reasons I'm honored to be a steward of the Horseshoe is that we're able to use the enormous platform of pro football to bring joy into people's lives. Whether it's on the field on gamedays, serving our friends and neighbors off the field or other times throughout the year, our goal is to entertain, inspire and unite this community and Colts fans everywhere by not just winning, but by winning the right way."**

## THE INDIANAPOLIS COLTS UNDER JIM IRSAY (1995-2021)

### REGULAR SEASON RECORD

New England	298-135-0
Green Bay	279-152-2
Pittsburgh	271-159-3
<b>Indianapolis</b>	<b>254-179-0</b>
Denver	247-186-0

### REGULAR SEASON RECORD AT HOME

New England	165-52-0
Green Bay	164-50-2
Pittsburgh	153-62-2
Denver	144-73-0
Minnesota	144-72-0
Baltimore	143-65-1
<b>Indianapolis</b>	<b>142-75-0</b>
Seattle	142-74-0

### REGULAR SEASON RECORD ON THE ROAD

New England	133-83-0
Pittsburgh	118-97-1
Green Bay	115-102-0
<b>Indianapolis</b>	<b>112-104-0</b>

### COLTS RECORD VS. AFC SOUTH (2002-2021)

Houston	31-9-0
Tennessee	28-12-0
Jacksonville	24-16-0

### PLAYOFF APPEARANCES

Green Bay	20
New England	20
<b>Indianapolis</b>	<b>18</b>

### PLAYOFF WINS

New England	33-15
Green Bay	21-18
Pittsburgh	19-15
Baltimore	16-11
<b>Indianapolis</b>	<b>15-17</b>
Philadelphia	15-15
Denver	14-9
Seattle	14-14



## CARLIE IRSAY-GORDON

VICE CHAIR/OWNER

Carlie Irsay-Gordon is in her 11th season as vice chair/owner. She joined the Colts as vice president in 2008 and, along with sisters Casey Foyt and Kalen Jackson, represents the next generation of ownership of the club. Raised in and around the organization, Irsay-Gordon interned with the Colts football operations and marketing departments while pursuing her undergraduate degree in religious studies from Skidmore College. Irsay-Gordon is involved in all aspects of the organization and specifically helps direct the team's growing digital, social media, content and production operations. She is a member of the NFL's Media Owned & Operated Committee, which oversees the NFL Network, NFL.com, NFL Mobile and other league-owned media properties. As the only active female member of the committee, she is responsible for setting strategies and policy related to traditional and digital media initiatives across

the NFL and its clubs. She also has represented the Colts at NFL Owners' Meetings since 2004. Irsay-Gordon is involved in the Indianapolis community, serving on the boards of Visit Indy, the city's convention and tourism bureau, and Park Tudor School. She also has served as co-chair of the Indy Championships Fund, which was charged with raising private dollars to host the 2021 NCAA Men's Basketball Tournament, the 2022 College Football Playoffs Championship game and the upcoming 2024 NBA All-Star Game. Irsay-Gordon resides in Indianapolis with her husband, Zach Gordon, and three children.



## CASEY FOYT

VICE CHAIR/OWNER

Entering her 11th season as vice chair/owner, Casey Foyt represents the next generation of ownership of the Colts, along with her sisters Carlie Irsay-Gordon and Kalen Jackson. After graduating from Indiana University with a degree in sports marketing, Foyt worked for the NFL in London, England, planning the first regular season NFL game played outside North America, as well as special events associated with the game. The contest was played in October 2007, featuring the New York Giants and Miami Dolphins playing in Wembley Stadium. Foyt joined the Colts in 2007 and focuses her energy on marketing and community relations. She helped revitalize the Indianapolis Colts Women's Organization and planned the group's first major fundraiser in 2007. Foyt also helps represent the club at NFL Owners' Meetings and

other league events. Foyt resides in Carmel, Ind. with her husband, Anthony J. Foyt, IV, and five children.



## KALEN JACKSON

VICE CHAIR/OWNER

Kalen Jackson is entering her 11th season as vice chair/owner. Jackson joined the team in 2010 as vice president and, along with sisters Carlie Irsay-Gordon and Casey Foyt, represents the next generation of Colts ownership. Like her sisters, she grew up with the Colts organization as a significant part of her life since birth. Jackson is involved in various functions of the organization, including coordinating the Irsay family's community and philanthropic efforts. She currently leads Kicking The Stigma, the family's initiative to raise awareness about mental health disorders and remove the shame and stigma often associated with these illnesses. Jackson currently serves on the national board of Project Healthy Minds and locally on the board of the United Way of Central Indiana. She also is president of the Indianapolis

Colts Women's Organization. In addition, to representing the Colts at NFL Owners' Meetings, she serves on the league's Employee Benefits Committee. As the committee's youngest member, Jackson is responsible for administering club and league benefit plans, including plan design and amendment, benefit and administrative expense payments and employee eligibility issues. She graduated with honors in 2010 from Indiana University's School of Health, Physical Education & Recreation with a bachelor's degree in sports management and marketing. Jackson was born and resides in Indianapolis with her husband, Boyd Jackson, and their two daughters.



# CHRIS BALLARD

## GENERAL MANAGER

**JOINED COLTS:** 2017

**YEARS IN THE NFL:** 22nd Year

**COLLEGE:** Wisconsin

**HOMETOWN:** Texas City, Texas



Chris Ballard was hired as the general manager of the Indianapolis Colts on January 29, 2017. He is entering his 22nd NFL season and his sixth in his current role where he oversees all football operations.

In his first five years at the helm, Ballard has constructed teams that have won 41 games collectively, which includes three winning seasons and two playoff appearances. In 2020, Indianapolis made an AFC Wild Card appearance following an 11-5 regular season record. The 11 wins were the most for the team dating back to 2014. In 2021, the Colts narrowly missed the postseason, but the team recorded top 10 finishes in points per game (26.5), rushing offense (149.4 yards per game) and defensive takeaways (33). Running back Jonathan Taylor, a 2020 second round draft choice, became the first Colts player to lead the NFL in rushing (1,811 yards) since Edgerrin James in 2000. Indianapolis tied for first in the NFL with five Associated Press All-Pro selections and led the league with seven players named to the

Pro Bowl.

Following the season, Ballard and his staff immediately went to work and bolstered the roster, starting with a pair of trades. The first with the Las Vegas Raiders to acquire Pro Bowl defensive end Yannick Ngakoue, and the second with the Atlanta Falcons to bring in four-time Pro Bowl selection and 2016 Associated Press NFL MVP quarterback Matt Ryan. In addition to the trades for Ngakoue and Ryan, Ballard signed several free agents, including secondary additions – cornerback Brandon Facyson (Raiders), safety Rodney McLeod (Eagles), and five-time Pro Bowl selection, two-time Associated Press First Team All-Pro, and 2019 Associated Press Defensive Player of the Year cornerback Stephon Gilmore (Panthers). The Colts also re-signed many veterans who have played a significant role in the team’s success, including tight end Mo Alie-Cox, linebacker Zaire Franklin, defensive end Tyquan Lewis and offensive tackle Matt Pryor.



In the 2022 NFL Draft, Ballard added playmaking ability in the early rounds with the selections of wide receiver Alec Pierce (second round) and tight end Jelani Woods (third round). He added depth to an already experienced offensive line with the selection of the first Austrian born player taken in the NFL Draft, offensive tackle Bernhard Raimann (third round). Ballard then traded up to secure an athletic and speedy safety in Nick Cross (third

round) before continuing to address the defensive side of the ball with the selections of defensive tackle Eric Johnson II (fifth round), defensive tackle Curtis Brooks (sixth round) and lengthy defensive back Rodney Thomas II (seventh round). Ballard added another athletic presence on offense with the selection of wide receiver turned tight end Drew Ogletree (sixth round).

During 2020's COVID-19 season, the Colts won six of their last eight games to clinch the final playoff spot in the AFC. Veteran quarterback Philip Rivers, who was signed by Ballard as a free agent in the offseason, completed 369-of-543 passes for 4,169 yards and 24 touchdowns. His completion percentage (68.0) ranked eighth in the NFL and was the second-best single-season mark in franchise history. Jonathan Taylor ranked third in the NFL in rushing and became just the fifth rookie in franchise history to register a 1,000-yard season. Defensively, DeForest Buckner established a single-season franchise record for the most sacks by a defensive tackle (9.5) while Darius Leonard ranked eighth in the NFL in total tackles despite missing two games. On special teams, safety George Odum led the NFL with 20 special teams stops while kicker Rodrigo Blankenship set a new franchise rookie record for points scored (139), field goals made (32) and extra points made (43). In total Ballard's nine NFL draft selections in 2020 combined to play in 85 contests with 36 starts.

Since his arrival in Indianapolis, Ballard has stressed the importance of winning the battle in the trenches. His theory held true in 2019 as the Colts finished with a top-10 rushing offense for the first time since 2001. Running back Marlon Mack also became the team's first 1,000-yard rusher since 2016. That same year, Indianapolis' offensive line was the only unit in the NFL to start the same five linemen in all 16 regular season games while tying for the ninth-fewest sacks allowed. On the defensive side of the ball, Ballard

## COLTS ROSTER ADDITIONS FOLLOWING FIRST ROUND TRADES 2018-2020

**FIRST ROUND PICKS**

**BEFORE**

- 2018 ROUND 1 PICK 3
- 2019 ROUND 1 PICK 26
- 2020 ROUND 1 PICK 13

**AFTER**

- QUENTON NELSON
- BRADEN SMITH
- KEMOKO TURAY
- JORDAN WILKINS
- ROCK YA-SIN
- BEN BANOGU
- MARVELL TELL III
- DEFOREST BUCKNER
- MICHAEL PITTMAN JR.

signed free agent defensive end Justin Houston following eight seasons in Kansas City. Houston led the Colts with 11.0 sacks, which marked his fourth career double-digit sack season and his first since 2014. Houston also produced a streak of six consecutive games with a sack, the second-longest streak of his career. The team's 2019 draft class combined to play in 93 games.

In 2018, the Colts started the season with a 1-5 record, but won nine of their last 10 games to clinch a postseason berth. Indianapolis became the third team in NFL history to start the season with a 1-5 mark and reach the playoffs. The Colts then defeated the Houston Texans in a Wild Card contest and became the second team in league history to start 1-5 and win a playoff game. The team's success, due in part to Ballard's construction of the roster, earned him the Pro Football Writers of America Executive of the Year award.

Pivotal in the team's 2018 achievement was the 11-man NFL Draft class, which combined to play in 133 games (67 starts). The group was spearheaded by Nelson and Leonard who joined Pro Football Hall of Famers Dick Butkus and Gale Sayers (Chicago Bears, 1965) as the second pair

of rookie teammates to be selected First Team All-Pro since The Associated Press started selecting All-Pro teams in 1940. Nelson was also selected to the Pro Bowl and Leonard was named the NFL's Defensive Rookie of the Year. The duo also earned All-Pro and Pro Bowl honors following the 2019 season. Ballard made a trade with the New York Jets in March of 2018 to acquire the sixth overall pick (Nelson), in addition to two second round selections and a second round pick in 2019. Starting right tackle Braden Smith was selected with the acquired 37th overall selection and, following another trade during the draft, second round defensive end Kemoko Turay and fifth round running back Jordan Wilkins completed the Colts' picks in the trade.



Ballard navigated the organization through a challenging 2017 campaign. Through myriad injuries, the Colts witnessed the emergence of several free agents and draft selections. The team's 53-man roster for the regular season opener featured 30 new players compared to 2016's Week 1 roster. Ballard focused primarily on the defensive side of the ball in his first draft as six of the eight players selected competed on defense. In total, seven of Ballard's picks reached the active roster and combined to play in 82 games (17 starts). One of Ballard's first roster moves in Indianapolis came in early March, 2017 when he signed tight end Jack Doyle to a contract extension. Doyle went on to have a career year as he finished with 80 receptions for 690 yards and four touchdowns en route to his first career Pro Bowl. His reception total finished as the second-most in the league among tight ends and ranked as the second-most in franchise single-season history among players at his position. Doyle again made the Pro Bowl following the 2019 campaign. Ballard made one of his best roster moves eight days prior to the regular season opener when he acquired quarterback Jacoby Brissett in a trade with the New England Patriots. Brissett started 15 games and threw for 3,098 yards and 13 touchdowns. He ranked second in the league in passing touch-

downs of 60-plus yards and was part of an offense that tied for the fourth-fewest giveaways in the NFL in 2017.

Under Ballard, the Colts have witnessed eight players earn 15 first or second-team All-Pro honors and 11 players garner 19 Pro Bowl selections. Following his first year as general manager, Ballard was nominated for the Pro Football Writers of America Jack Horrigan Award, which is given to the league or club official for his or her qualities and professional style in helping the pro football writers do their job. He was nominated again following the 2018 campaign before winning the award following the 2019 season.

Ballard came to the Colts after a four-year stint with Kansas City, most recently as the director of football operations from 2015-16. He was promoted to the position after serving two seasons (2013-14) as the Chiefs director of player personnel. Ballard oversaw the college and pro scouting departments and worked directly with then-General Manager John Dorsey on player acquisition.

From 2013-16, the Chiefs won 43 games (fourth-most in the NFL), made three playoff appearances, won one AFC West Division title (2016) and had 15 players named to the Pro Bowl, including at least four in each season. Inheriting a team that went 2-14 in 2012, Ballard assisted in an overhaul of Kansas City's roster in 2013. By the end of the season, there were a total of 30 new players on the 53-man squad that went 11-5 and

reached the playoffs as a Wild Card contender after finishing second in the AFC West. Ballard helped the Chiefs draft four Pro Bowl players in addition to acquiring three-time Pro Bowl (2013, 2016-17) quarterback Alex Smith in free agency in 2013.

Prior to Kansas City, Ballard began his NFL career with the Chicago Bears. In 12 seasons with the Bears personnel department, under the tutelage of general manager Jerry Angelo, he served as the director of pro scouting (2012) and was the southwest area scout (2001-2011).

During Ballard’s tenure in Chicago, the Bears reached the playoffs four times, winning four NFC North titles (2001, 2005, 2006 and 2010) and appeared in two NFC Championship games (2006 and 2010). The Bears won the NFC Championship in 2006 and faced the Colts in Super Bowl XLI in Miami.

With the Bears, Ballard helped draft numerous Pro Bowl players, including running back Matt Forte (2008), wide receiver Johnny Knox (2009), cornerback Charles Tillman (2003), defensive tackle Tommie Harris (2004), cornerback Nathan Vasher (2004) and defensive tackle Henry Melton (2009). He also assisted in many notable acquisitions and trades, including the signings of wide receiver Brandon Marshall, guard Jermon Bushrod, tight end Martellus Bennett, linebacker D.J. Williams and linebacker James Anderson.

Before entering player personnel, Ballard spent seven seasons (1994-2000) on the coaching staff at Texas A&M-Kingsville under Head Coach and College Football Hall of Famer Ron Harms. In 2000, he served as defensive coordinator

after stints as the secondary coach (1995-99) and wide receivers coach (1994). During his time with the Javelinas, Ballard helped mentor future NFL players running back Richard Jones, wide receiver Karl Williams, cornerback Floyd Young and cornerback Al Harris. Texas A&M-Kingsville also produced 1996 first-round draft pick, guard Jermane Mayberry.

Ballard played four years of collegiate football at the University of Wisconsin, part of which was under former head coach and Badgers Athletics Director Barry Alvarez. He served as a student assistant his senior year after suffering multiple knee injuries prior to graduating with a Bachelor of Arts degree in 1993.

Ballard is a native of Texas City, Texas. He and his wife, Kristin, reside with their five children in Westfield, Ind. The Ballard family is active in the community and have worked with many organizations, including Books for Youth, Hands of Hope, Habitat for Humanity, Make-A-Wish and Gleaners Food Bank. In addition, the Ballards also host the “Huddle For Hope” community ticket block at Colts home games.

## CAREER EXPERIENCE:

<b>1994</b>	Texas A&M-Kingsville	Wide Receivers
<b>1995-1999</b>	Texas A&M-Kingsville	Secondary
<b>2000</b>	Texas A&M-Kingsville	Defensive Coordinator
<b>2001-2011</b>	Chicago Bears	Southwest Area Scout
<b>2012</b>	Chicago Bears	Director of Pro Scouting
<b>2013-2014</b>	Kansas City Chiefs	Director of Player Personnel
<b>2015-2016</b>	Kansas City Chiefs	Director of Football Operations
<b>2017-2022</b>	Indianapolis Colts	General Manager



## **PETE WARD**

### **CHIEF OPERATING OFFICER**

Pete Ward is entering his 42nd season with the Indianapolis Colts in 2022. Ward was promoted to chief operating officer in 2010 after serving as the club's senior executive vice president since 2001. His duties and experiences have been wide-ranging and diverse and touch all areas of the organization. Ward began his affiliation with the Colts in 1981 as a summer and seasonal intern in the team's public relations department. Following his graduation from the University of Virginia, he was hired as the club's administrative assistant. Ward was promoted to director of operations shortly after the team's arrival in Indianapolis in March 1984. He then was named vice president of administration in 1997. In addition to general administrative management,

Ward served as the point person for the team on the design and construction of Lucas Oil Stadium. In 2012, he was named the chairman of the Indiana University Melvin and Bren Simon Cancer Center development board, a 42-person panel charged with raising money for one of the nation's leading cancer centers. In addition, he serves on the boards of USA Football and the Indianapolis Zoo. Ward also served as the team's liaison with the City of Indianapolis as it hosted its first ever Super Bowl (XLVI). Ward and his wife, Lena, have a daughter, Mady, and a son, Sam. Ward was born in New Orleans and was raised in Carmel, Calif.



## **DAN EMERSON**

### **CHIEF LEGAL OFFICER**

Dan Emerson has represented the Colts since March 1984, when the club moved to Indianapolis. He enters his sixth season as the team's chief legal officer after being named to the position in 2016. Prior to that, he served four years as vice president and general counsel and nine years as general counsel. For nearly 35 years, Emerson practiced law with the Indianapolis firm Bose McKinney & Evans, where he chaired the Employment Law and Sports and Entertainment Law groups, and served on the firm's executive committee. After graduating from Macalester College, where he played football and baseball, Emerson attended law school at Indiana University in Bloomington. He is a member of the Sports Lawyers Association, as well as the Indianapolis, Indiana, American,

Federal, and Seventh Circuit bar associations, and is a past Chairman of both the Indiana and Indianapolis Bar Associations' Labor and Employment Law sections. Emerson is listed in Best Lawyers in America and is a Distinguished Fellow of the Indianapolis Bar Foundation. He is also active in various community and nonprofit organizations and served as board chair of the Indiana Repertory Theatre. Born in Wichita Falls, Texas, he resides near Indianapolis with his wife, Ginny. They have two daughters, Emily (married to Brian Ferris) and Ashley (married to Kevin Gilles), and five grandchildren, Riley Gilles, Caroline Gilles, Cameron Gilles, Reagan Ferris, and Isla Ferris.



## **DAN LUTHER**

### **SPECIAL COUNSEL**

Dan Luther enters his 20th season as special counsel to the Colts. Luther, a partner in the Chicago-based firm of Mayer Brown LLP, has represented Colts Owner & CEO Jim Irsay in legal matters since 1988 and represented the Colts in the negotiations that led to the construction of Lucas Oil Stadium. Luther was selected by his peers for inclusion in the 24th Edition of The Best Lawyers in America for his work in sports law and trusts and estates. He was also named the Best Lawyers' Chicago Sports Law "Lawyer of the Year" in both 2018 and 2020. Luther graduated magna cum laude from Georgetown University with a bachelor's degree in government and economics and a subsequent law degree. He was raised in Sayreville, N.J. Luther and his wife,

Cathy, have two adult children, Meg and Joe, and reside in River Forest, Ill.







## EJ TOLENTINO

CHIEF FINANCIAL OFFICER

EJ Tolentino is in his second season with the Colts as chief financial officer. He joined the Colts with 20 years of experience providing audit, risk management, strategic planning and consulting services for private and public clients and organizations. Most recently, Tolentino was a principal with CliftonLarsonAllen, where he served as leader of the firm's financial services group, as well as the Colts' outside auditor for 14 years. He previously worked as a senior associate with KPMG. A Hoosier native, Tolentino is a graduate of the Indiana University Kelley School of Business and a licensed Certified Public Accountant. Tolentino and his wife, Mandi, have two children, Olivia and Drew.



## ROGER VANDERSNICK

CHIEF SALES AND MARKETING OFFICER

Roger VanDerSnick enters his sixth season as the Colts' chief sales and marketing officer. VanDerSnick, an Indiana native and graduate of Rose-Hulman Institute of Technology, came to the Colts with more than 30 years of experience in the sales and marketing field. Before joining the Colts, he was with global sports marketing agency International Management Group (IMG), where he was the chief sales and marketing officer of IMG College for six years. In addition to driving significant annual sales growth, VanDerSnick developed and implemented IMG College's national sales platform, designed a regional sales management structure for 65 universities and implemented a CRM sales management system for the 325+ person sales and marketing organization. Before IMG, he spent five years at International Speedway Corporation in a variety of roles, including executive vice president and chief operating officer, senior vice president of marketing and business operations, and vice president and chief marketing officer. VanDerSnick was with NASCAR from 2000 to 2006, last serving as vice president of marketing. He participated in all strategic NASCAR initiatives, sponsorship sales, marketing plans, media rights negotiations, licensing and strategic new business initiatives. VanDerSnick also played an integral part in the sponsorship transition from the NASCAR Winston Cup Series to the NASCAR Sprint Cup Series. He began his career at Procter & Gamble in 1985 and held a number of manufacturing roles before transitioning into marketing. He earned all-conference honors as a football player at Rose-Hulman. VanDerSnick graduated cum laude with a degree in mechanical engineering. A board member of the Indy Chamber of Commerce, VanDerSnick has two daughters, Megan and Nicole, and resides in Indianapolis with his wife, Dawn.

# COLTS ADMINISTRATION



**Matthew Boothby**  
Vice President of  
Information Technology



**Steve Campbell**  
Vice President of  
Communications



**Larry Hall**  
Vice President of  
Special Projects &  
Historical Affairs



**Lindsey Hammond**  
Vice President of  
Finance



**Dave  
Knickerbocker**  
Vice President of  
Content & Production



**Ryan Lobsiger**  
Vice President of  
Corporate  
Partnerships



**Stephanie  
Pemberton**  
Vice President of  
Marketing



**Charlie Sungho Shin**  
Vice President of Data  
Strategy & Analytics



**Jim Van Dam**  
Vice President of Ticket  
Sales & Service

# COACHING STAFF



## JEFF SATURDAY

INTERIM HEAD COACH

**JOINED COLTS:** 2022

**COACHING EXP:** 6th year

**COLLEGE:** North Carolina

**HOMETOWN:** Atlanta, Ga.



- Saturday was named interim head coach of the Colts on November 7, 2022.
- Previously coached at Hebron Christian Academy in Dacula, Ga. for five seasons (2015-19). He served as the head coach his final three years at Hebron Christian and earned playoff berths each season.
- In 14 NFL seasons with the Green Bay Packers (2012) and Colts (1999-2011), he played in 211 career games (202 starts) and was a six-time Pro Bowl selection (2005-07, 2009-2010 and 2012). Saturday earned Associated Press First Team All-Pro honors twice (2005, 2007) and was named to the NFL's All-Decade Team (2000-09) by *The Sporting News*.
- Inducted into the Colts' Ring of Honor in 2015 and ranks tied for fifth in team history in games played (197). He also ranks third in franchise history

with 132 wins, sitting behind Reggie Wayne (143) and Peyton Manning (141).

- Following his NFL playing career, he got into broadcasting. Saturday joined ESPN in July of 2013 as an NFL Analyst and regularly appeared on various shows, including *Get Up*, *First Take*, *NFL Live* and *SportsCenter*.
- Attended the University of North Carolina-Chapel Hill and majored in business. He was named a First Team All-ACC selection twice (1996-97) and garnered All-Academic honors in 1997.

## GUS BRADLEY

DEFENSIVE COORDINATOR

**JOINED COLTS:** 2022

**COACHING EXP:** 33rd year

**COLLEGE:** North Dakota State

**HOMETOWN:** Zumbrota, Minn.



- Enters his first season as defensive coordinator for the Colts. Has 32 years of coaching experience, including the last 16 seasons in the NFL.
- Spent one season as the defensive coordinator with the Las Vegas Raiders (2021) after spending four seasons in the same role with the Los Angeles Chargers (2017-20).
- From 2017-20, his defensive unit ranked in the top-10 in pass defense each season and in total defense for three consecutive seasons (2018-20). He guided four players to the Pro Bowl, including defensive ends Joey Bosa (2017, 2019-20) and Melvin Ingram III (2017-19), who combined for six Pro Bowl selections and 61.5 sacks under Bradley.
- Prior to Los Angeles, he served as the head coach with the Jacksonville Jaguars (2013-16), the defensive coordinator for the Seattle Seahawks (2009-2012) and served in various roles with the Tampa Bay Buccaneers (2006-08).

- Preceding his NFL coaching career, he spent 12 seasons (1996-2005, 1990-91) at North Dakota State and four years at Fort Lewis College (1992-95).
- Was a safety and punter at North Dakota State from 1984-88. He helped the Bison win NCAA Division II Football Championships in 1985, 1987 and 1988, while garnering Academic All-North Central Conference honors four times.

## BUBBA VENTRONE


SPECIAL TEAMS COORDINATOR

**JOINED COLTS:** 2018

**COACHING EXP:** 8th year

**COLLEGE:** Villanova

**HOMETOWN:** Pittsburgh, Pa.



- Enters his fifth season with the Colts after serving as the assistant special teams coach with the New England Patriots for three seasons (2015-17). He has 17 years of NFL experience as a player and coach.
- During his Colts tenure, he's guided three players to Associated Press All-Pro accolades, including Ashton Dulin (2021), George Odum (2020) and Luke Rhodes (2020-21). Rhodes was also named to the Pro Bowl in 2021.
- In 2021, Ventrone's special teams unit was named the second-best in the NFL in Rick Gosselin's annual report. Coached George Odum (First Team) and Luke Rhodes (Second Team) in 2020, who became the first Indianapolis special teams players to earn All-Pro recognition since 2014. In 2019, the Colts led the NFL and set a single-season franchise record for punt return average (17.4). In 2018, Indianapolis ranked first in the NFL in punt return average allowed (4.4).

- Ranked fourth in the NFL in 2020 in Gosselin's annual report.
- Won Super Bowl LI with the Patriots following the 2016 season.
- Prior to coaching, spent 10 years in the NFL as a player with the 49ers, Browns, Patriots and the New York Jets. Played in 97 career games and totaled 13 tackles, one forced fumble, two fumble recoveries and 57 special teams stops. Was named a Pro Bowl alternate in 2011.



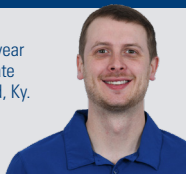
# COACHING STAFF



## TYLER BOYLES

MANAGER OF COACHING OPERATIONS

**JOINED COLTS:** 2020  
**COACHING EXP:** 10th year  
**COLLEGE:** Shawnee State  
**HOMETOWN:** Raceland, Ky.




- Enters his third season with the Colts and his first as manager of coaching operations. Served as assistant to the head coach for two seasons (2020-21).
- Spent five years at Middle Tennessee State as the school's offensive quality control coach (2017-19) and graduate assistant (2015-16).
- Served as the quarterbacks coach and director of football operations at LaGrange College in 2014 and began his coaching career in 2013 as an offense/football operations intern at Eastern Kentucky.
- Played guard on the Shawnee State basketball team and was voted team captain for two years. He received the 2013 Mid-South Conference Champions of Character award and was a three-time Academic All-Conference choice.

- Graduated from Shawnee State with a bachelor's degree in mathematical science. Also earned master's degrees from Eastern Kentucky and Middle Tennessee State.

## BRIAN BRATTON

OFFENSIVE QUALITY CONTROL

**JOINED COLTS:** 2022  
**COACHING EXP:** 10th year  
**COLLEGE:** Furman  
**HOMETOWN:** Martinez, Ga.




- Joins the Colts in his first season as offensive quality control coach. He has nine years of collegiate coaching experience.
- Spent the last seven seasons at his alma mater, Furman, in a variety of roles, including passing game coordinator/wide receivers coach (2021), special teams coordinator/wide receivers coach (2016-20) and wide receivers coach (2015).
- Participated in the Bill Walsh Diversity Coaching Fellowship with the Los Angeles Chargers (2019) and Baltimore Ravens (2017).
- Began his coaching career as the wide receivers coach/special teams coordinator at North Greenville University (2013-14).
- Played six seasons (2007-2012) in the Canadian Football League with the Montreal Alouettes and caught 263 passes for 3,127 yards and 23 touchdowns. Named the league's 2012 Tom Pate Award winner.

## ZANE FAKES

ASSISTANT STRENGTH AND CONDITIONING

**JOINED COLTS:** 2018  
**COACHING EXP:** 5th year  
**COLLEGE:** Ball State  
**HOMETOWN:** Plainfield, Ind.




- Enters his fifth season with the Colts and his fourth as the club's assistant strength and conditioning coach. He assists with all aspects of sports performance and the strength and conditioning program.
- Before Indianapolis, served as a strength and conditioning graduate assistant at his alma mater, Ball State, from 2015-17.
- Played tight end for five years (2009-2013) at Ball State and totaled 130 receptions for 1,185 yards and nine touchdowns. Earned First Team All-MAC twice (2012, 2013) and Capital One First Team Academic All-America honors in 2013.
- Graduated from Ball State with a degree in exercise science and a master's in sport administration. Is CSCS, USAW and FMS certified.

## JOHN FOX

SENIOR DEFENSIVE ASSISTANT

**JOINED COLTS:** 2022  
**COACHING EXP:** 41st year  
**COLLEGE:** San Diego State  
**HOMETOWN:** Virginia Beach, Va.



- Enters his first season with the Colts as senior defensive assistant. Has 40 years of coaching experience, including 29 seasons in the NFL.
- Has 16 years of NFL head coaching experience with the Chicago Bears (2015-17), Denver Broncos (2011-14) and Carolina Panthers (2002-2010).
- Led Denver to four division titles and joined Chuck Knox (Rams) as the only coaches in NFL history to lead their respective teams to four division championships in their first four seasons with a franchise.
- Guided Carolina to a postseason appearance in his second season and joined Vince Lombardi and Bill Parcells as the only coaches in NFL history to take over a one-win team and make the postseason in only two years.
- Fox served in a variety of roles at the collegiate level with Pittsburgh (1986-88), Iowa State (1984), Kansas (1983), Utah (1982), Long Beach

State (1981), Boise State (1980), U.S. International (1979) and his alma mater, San Diego State (1978).




# COACHING STAFF



## PARKS FRAZIER

**PASS GAME SPECIALIST/  
ASSISTANT QUARTERBACKS**

**JOINED COLTS:** 2018  
**COACHING EXP:** 8th year  
**COLLEGE:** Murray State  
**HOMETOWN:** Corinth, Miss.



- Enters his fifth season with the Colts and his first as pass game specialist/assistant quarterbacks coach after being promoted from assistant quarterbacks coach. He spent one season as offensive quality control coach (2020) and began his Colts tenure as assistant to the head coach (2018-19), providing assistance to Frank Reich by preparing the weekly practice plan, call sheets, scripts and assisting with the scout team.
- Served two seasons (2016-17) as an offensive graduate assistant at Arkansas State and helped lead the team to an 8-5 record and a Cure Bowl win in his first season.
- Spent 2015 at Middle Tennessee State as a quality control coach and the spring of 2015 at Samford as their defensive quality control coach.

- Played three seasons (2012-14) at Murray State following one season at Northeast Mississippi Community College.

## JOE HASTINGS

**ASSISTANT SPECIAL TEAMS**

**JOINED COLTS:** 2021  
**COACHING EXP:** 7th year  
**COLLEGE:** Washburn  
**HOMETOWN:** Wichita, Kan.



- Is in his second season with the Colts as assistant special teams coach. Has six years of coaching experience as well as two seasons in player personnel.
- Assisted a special teams unit in 2021 that was named second-best in the NFL in Rick Gosselin's annual report.
- Spent six seasons in the collegiate ranks with Mississippi (2020), Indiana State (2018-19) and Michigan (2015-17).
- Started his post-playing career working in pro personnel with the Eagles in 2014.
- Played three seasons in the NFL with the Miami Dolphins (2013) and San Francisco 49ers (2011-13).

- Competed in 34 games at Washburn University (2005-2010) and accumulated 119 receptions for 2,033 yards and 17 touchdowns. He was inducted into the school's Athletic Hall of Fame in 2021.

## RICHARD HOWELL

**HEAD STRENGTH AND CONDITIONING**

**JOINED COLTS:** 2000  
**COACHING EXP:** 29th year  
**COLLEGE:** Davidson  
**HOMETOWN:** Bladenboro, N.C.




- Is in his 23rd season on the Colts strength staff and his fifth as head strength and conditioning coach.
- Also assisted in coordinating player development programs, one of which was honored by the NFL in 2009 as the league's Outstanding Financial Education Program.
- Previously served as a graduate assistant at the University of North Carolina and was the head strength and conditioning coach for the Barcelona Dragons of NFL Europe in 1999.
- Started his coaching career as an assistant coach at his alma mater, Davidson, from 1994-98 and spent the summer of 1997 as an intern in the Carolina Panthers scouting department.

## RUSTY JONES

**DIRECTOR OF SPORTS PERFORMANCE**

**JOINED COLTS:** 2018  
**COACHING EXP:** 35th year  
**COLLEGE:** Springfield College  
**HOMETOWN:** Berwick, Maine



- Is in his fifth season with the Colts as director of sports performance. Has 32 years of NFL experience with the Colts (2018-21), Bears (2005-2012) and Bills (1985-2004).
- Was named the recipient of the 2016 NFL Strength and Conditioning Lifetime Achievement award.
- Was named the 2006 National Professional Strength and Conditioning Coach of the Year by the Professional Football Strength and Conditioning Coaches Society in February of 2007.
- One of the most well-respected strength, conditioning and nutrition experts in the business. His philosophy focuses on specific nutritional and workout programs for each player to maximize performance and maintain health.



# COACHING STAFF



## CATO JUNE

ASSISTANT LINEBACKERS

**JOINED COLTS:** 2022  
**COACHING EXP:** 12th year  
**COLLEGE:** Michigan  
**HOMETOWN:** Riverside, Calif.




- Enters his first season with the Colts as assistant linebackers coach.
- Prior to Indianapolis, he coached at the collegiate level at Bowling Green (2021), Massachusetts (2020) and Howard (2016-19).
- Started his coaching career at the high school level at Anacostia (Washington DC) High School (2011-14) and also served as the head coach at Charles Herbert Flowers (Md.) High School for one season (2015).
- Played seven seasons in the NFL with the Bears (2009), Buccaneers (2007-08) and Colts (2003-06) and compiled 490 tackles (343 solo), 3.0 tackles for loss, 1.0 sack, 26 passes defended, 12 interceptions (two returned for touchdowns), three forced fumbles and three fumble recoveries.
- Named AP Second Team All-Pro and a Pro Bowl selection in 2005.

- Selected by the Colts in the sixth round (198th overall) of the 2003 NFL Draft.

## SAM KHYM

FUNCTIONAL MOVEMENT THERAPIST/  
CONDITIONING

**JOINED COLTS:** 2022  
**COACHING EXP:** 1st year  
**COLLEGE:** Michigan  
**HOMETOWN:** Ardsley, N.Y.



- Enters his first season with the Colts as functional movement therapist/conditioning. He previously served as a summer intern for the Colts' sports medicine department prior to the 2021 season.
- Before Indianapolis, he completed two seasons as a graduate athletic training student with the University of Virginia football team (2020-21) where he also received his master's of science in athletic training.
- Prior to Virginia, he attended Columbia University (2017-2020) and received his Doctorate in Physical Therapy (DPT).
- Worked as a student manager with the Michigan football team (2015-2017).
- He is a certified physical therapist, a certified athletic trainer and a certified strength and conditioning specialist.

## KEVIN MAWAE

ASSISTANT OFFENSIVE LINE

**JOINED COLTS:** 2021  
**COACHING EXP:** 6th year  
**COLLEGE:** LSU  
**HOMETOWN:** Leesville, La.




- Enters his second season as the team's assistant offensive line coach. Has five years of coaching experience, including two seasons in the NFL.
- In 2021, the Indianapolis offense ranked second in rushing yards per game (149.4 avg.) and tied for ninth in points per game (26.5 avg.).
- Served as an offensive analyst at Arizona State from 2018-20 and spent one season (2016) with the Bears as assistant offensive line coach.
- Had a 16-year NFL playing career and appeared in 241 games (238 starts) in his time with the Titans (2006-09), Jets (1998-2005) and Seahawks (1994-97).
- Was a seven-time Associated Press All-Pro (1998-2002, 2004, 2008) and was voted to eight Pro Bowls (2000-05, 2009-2010).

- A member of the Pro Football Hall of Fame Class of 2019.

## DOUG MCKENNEY

APPLIED SPORTS SCIENCE/  
CONDITIONING

**JOINED COLTS:** 2018  
**COACHING EXP:** 35th year  
**COLLEGE:** Springfield College  
**HOMETOWN:** Dover, N.H.



- Is in his fifth season with the Colts and his second as applied sports science/conditioning. He has over 30 years of coaching experience in the NHL with the Buffalo Sabres, Hartford Whalers and Pittsburgh Penguins.
- Was named the first full-time head strength & conditioning coach in the NHL when he joined the Penguins in 1985.
- Served as a founding coach/sports performance specialist – strength & conditioning coach at CoachMePlus. He worked with sports performance programs across professional leagues to discuss programs and offer advice.
- In July of 1995, was named the first-ever head strength & conditioning coach of the Sabres and held that position until 2015.
- Earned a master's degree from Mississippi State and a bachelor's from Springfield College.




# COACHING STAFF



## SCOTT MILANOVICH

### QUARTERBACKS

**JOINED COLTS:** 2021  
**COACHING EXP:** 19th year  
**COLLEGE:** Maryland  
**HOMETOWN:** Butler, Pa.



- Enters his second season with the Colts as quarterbacks coach. Has 18 years of coaching experience, including four seasons in the NFL.
- In 2021, he assisted a Colts offense that tied for ninth in points per game (26.5) in the NFL.
- Served as the quarterbacks coach for Jacksonville from 2017-19 following five seasons (2012-16) as the head coach for the Toronto Argonauts.
- In 2012, he earned Coach of the Year honors and led the team to a Grey Cup championship.
- Served in multiple roles with the Montreal Alouettes from 2007-2011 and helped the team win the Grey Cup in 2009 and 2010.
- Collegiately, he set Maryland career records in pass attempts (982), completions (650), passing yards (7,301) and passing touchdowns (49).

## RON MILUS

### DEFENSIVE BACKS

**JOINED COLTS:** 2022  
**COACHING EXP:** 32nd year  
**COLLEGE:** Washington  
**HOMETOWN:** Tacoma, Wash.



- Joins the Colts in his first season as defensive backs coach. Has 31 years of coaching experience, including 22 seasons in the NFL.
- Spent the 2021 season as defensive backs coach for the Las Vegas Raiders.
- Worked for the Chargers for eight seasons coaching the defensive backs (2017-20) and secondary (2013-16).
- Prior to the Chargers, Milus worked for the Broncos (2011-12), Panthers (2009-2010), Rams (2006-08), Giants (2004-05), Cardinals (2003) and Broncos (2000-02).
- Started his coaching career at the collegiate level with Texas A&M (1999) and Washington (1991-98).

## MIKE MITCHELL

### ASSISTANT DEFENSIVE BACKS

**JOINED COLTS:** 2022  
**COACHING EXP:** 1st year  
**COLLEGE:** Ohio  
**HOMETOWN:** Fort Thomas, Ky.



- Enters his first season with Indianapolis as assistant defensive backs coach.
- Had a 10-year playing career with the Colts (2018), Pittsburgh Steelers (2014-17), Carolina Panthers (2013) and Oakland Raiders (2009-2012).
- Finished his career with 492 tackles (359 solo), 13.0 tackles for loss, 7.0 sacks, 42 passes defended, 11 interceptions, nine forced fumbles, eight fumble recoveries and 22 special teams stops.
- Collegiately, he played at Ohio (2005-08) and tallied 212 tackles (127 solo), 14.5 tackles for loss, 3.0 sacks, 13 passes defended, seven interceptions, five forced fumbles and one fumble recovery.
- Attended Highlands High School in Fort Thomas, Ky. and helped the team win the 2004 state championship.

## SCOTTIE MONTGOMERY

### RUNNING BACKS

**JOINED COLTS:** 2021  
**COACHING EXP:** 17th year  
**COLLEGE:** Duke  
**HOMETOWN:** Shelby, N.C.



- Enters his second season with the Colts as running backs coach. Has 16 years of coaching experience, including four seasons in the NFL.
- In 2021, he guided Jonathan Taylor to Associated Press First Team All-Pro and Pro Bowl honors after he led the league in rushing yards and rushing touchdowns.
- From 2019-20, he served as the offensive coordinator/quarterbacks coach at Maryland.
- Was head coach at East Carolina University for three seasons (2016-18) and in 2017, he led the team to the fifth-best passing yardage total (3,815) in program history.
- Coached at his alma mater, Duke during two different stints (2006-09, 2013-15).
- Served as wide receivers coach with the Pittsburgh Steelers from 2010-12 and guided Hines Ward, Mike Wallace and Antonio Brown.
- Prior to coaching, he spent time in the NFL as a player with the Oakland Raiders (2003) and Denver Broncos (2000-02).



# COACHING STAFF



## NATE OLLIE

### DEFENSIVE LINE

**JOINED COLTS:** 2022  
**COACHING EXP:** 9th year  
**COLLEGE:** Ball State  
**HOMETOWN:** Chicago, Ill.



- Joins the Colts in his first season as defensive line coach. Has eight years of coaching experience, including the last three seasons in the NFL.
- In 2021, he served as the assistant defensive line coach for the New York Jets and guided defensive end John Franklin-Myers to single-season career highs in tackles (35), solo tackles (17), tackles for loss (6.0) and sacks (6.0).
- Prior to New York, he was with Philadelphia for two seasons as their assistant defensive line coach (2019-20).
- Before entering the NFL ranks, Ollie coached collegiately at Eastern Kentucky (2018) and Tennessee (2015-17).
- Played at Ball State (2010-13) and was a three-time All-MAC selection.

## MATT RAICH

### ASSISTANT DEFENSIVE LINE

**JOINED COLTS:** 2019  
**COACHING EXP:** 27th year  
**COLLEGE:** Westminster College  
**HOMETOWN:** Monaca, Pa.



- Served as an offensive assistant with the Steelers and was a member of Pittsburgh's Super Bowl XL championship team.
- Has 10 years of collegiate coaching experience at Westminster College (1993-94), Robert Morris (1996-98, 2000-02), Glenview State (1999) and Duquesne (2013).

- Enters his third season with the Colts and his first as assistant defensive line coach. He previously served as special defensive assistant/assistant defensive line coach (2019-20). Has 26 years of coaching experience and was with the St. Louis BattleHawks of the XFL in 2020.
- Has 19 years of NFL experience with Indianapolis (2019-21), Cincinnati (2018), Detroit (2014-17), Arizona (2007-2012) and Pittsburgh (2002-06).
- In 2020, he worked with DeForest Buckner, who earned Associated Press First Team All-Pro honors and set the single-season franchise record for most sacks by a defensive tackle (9.5).
- From 2014-17, the Lions defense ranked in the top-10 in the NFL in yards per game allowed and rushing yards per game allowed.

## RICHARD SMITH

### LINEBACKERS

**JOINED COLTS:** 2022  
**COACHING EXP:** 44th year  
**COLLEGE:** Fresno State  
**HOMETOWN:** Los Angeles, Calif.



- Joins the Colts in his first season as linebackers coach. Has 43 years of coaching experience, including 34 seasons in the NFL.
- Has coached in the NFL in a variety of roles with the Las Vegas Raiders (2021), Los Angeles Chargers (2017-20), Atlanta Falcons (2015-16), Denver Broncos (1993-96, 2011-14), Carolina Panthers (2009-2010), Houston Texans (2006-08), Miami Dolphins (2005), Detroit Lions (2003-04), San Francisco 49ers (1997-2002) and Houston Oilers (1988-1992).
- Prior to entering the NFL ranks, he coached collegiately at Arizona (1987), California (1984-86), Cal State Fullerton (1981-83) and Rio Hondo Junior College (1979-1980).
- Played at Fresno State for one season (1977) after he competed at Rio Hondo for two years (1975-76).

## CHRIS STRAUSSER

### OFFENSIVE LINE

**JOINED COLTS:** 2019  
**COACHING EXP:** 34th year  
**COLLEGE:** Chico State  
**HOMETOWN:** Cleveland, Ohio



- Enters his fourth season with the Colts as the team's offensive line coach. Has 33 years of coaching experience, including 28 years at the collegiate level.
- In three seasons under Strausser, the Colts have allowed the fourth-fewest sacks in the NFL. In 2021, the Colts ranked second in rushing yards per game (149.4).
- Spent two seasons working with Denver's offensive line and guided a unit that tied for the 10th fewest sacks allowed in the NFL (34.0) in 2018.
- Prior to Denver, coached the offensive line at the collegiate level for 19 seasons and was the associate head coach/offensive line coach at Washington from 2014-16.
- Spent 12 years at Boise State coaching in a variety of roles. He also spent

a combined 16 seasons at Washington (2014-16), Colorado (2006), Portland State (1993-94, 2000), Foothill College (1997-99), San Jose State (1995-96), Sonoma State (1992), Oregon State (1990-91) and Menlo College (1989).







## REGGIE WAYNE

WIDE RECEIVERS

**JOINED COLTS:** 2022  
**COACHING EXP:** 1st year  
**COLLEGE:** Miami (FL)  
**HOMETOWN:** New Orleans, La.



- Enters his first season with the Colts as wide receivers coach.
- Competed in 211 games (197 starts) with the Colts, which are the most games played in franchise history, and tallied 1,070 receptions for 14,345 yards and 82 touchdowns. He currently ranks 10th all-time in NFL history in receptions and receiving yards.
- Was a six-time Pro Bowl selection (2006-2010, 2012) and was an Associated Press First Team All-Pro in 2010.
- A member of Indianapolis' Super Bowl XLI championship team.
- Inducted into the Colts Ring of Honor in 2018.
- Selected by Indianapolis in the first round (30th overall) of the 2001 NFL Draft.
- Collegiately, he played at Miami (FL) and left school with the all-time record in receptions (173).





## ED DODDS

ASSISTANT GENERAL MANAGER

JOINED COLTS: 2017  
NFL EXP: 20th year



- Enters his 20th year in the NFL, his sixth season with the Colts and his fifth as assistant general manager. Prior to Indianapolis, he spent 10 seasons (2007-2016) with the Seattle Seahawks.
- In 2022, Dodds assisted with the trades for Matt Ryan and Yannick Ngakoue, the signing of Stephon Gilmore and the eight-man draft class.
- In 2018, assisted with a draft class which included First Team All-Pro, Quenton Nelson (sixth overall) and Darius Leonard (36th overall).
- Served as Seattle's senior personnel executive and was responsible for evaluating both college and pro talent.
- With Seattle, was part of six winning seasons, five NFC West titles and 10 playoff wins in addition to two Super Bowl appearances (one win).
- Also spent time with the Raiders and his alma mater, Texas A&M-Kingsville.

## MOROCCO BROWN

CHIEF PERSONNEL EXECUTIVE

JOINED COLTS: 2017  
NFL EXP: 22nd year



- Is in his sixth year with the Colts and his first as the team's chief personnel executive. Has 21 years of NFL experience.
- Served as the vice president of player personnel for Cleveland (2014-15) following his role as director of player personnel for Washington (2008-2013) and director of pro personnel for Chicago (2001-07).
- Was an assistant scout for Washington in 2000 and originally entered the NFL in the spring of 2000 as a scouting intern with the Colts.
- Was a four-year letterman at North Carolina State and led the Wolfpack in tackles for three straight seasons, twice earning All-ACC honorable mention recognition.
- A native of Hampton, Va. and graduated from N.C. State in 1999.

## MIKE BLUEM

DIRECTOR OF FOOTBALL ADMINISTRATION

JOINED COLTS: 2012  
NFL EXP: 28th year



- Enters his 11th season with the Colts as the team's director of football administration and his 28th year in the NFL.
- Primary responsibilities include negotiating player contracts, managing the salary cap and player budgets, keeping the club in compliance with the Collective Bargaining Agreement and NFL player personnel rules.
- Spent 17 seasons with the Broncos beginning in 1995 as a college scouting assistant. Served in that capacity during Denver's back-to-back championships in Super Bowl XXXII and Super Bowl XXXIII.
- Served as a member of the NFL Management Council Club Services Committee from 2004-2014 and was invited to the 2014 NFL Career Development Symposium.
- Earned his bachelor's degree in sports management from Liberty University.

## KEVIN ROGERS

DIRECTOR OF PLAYER PERSONNEL

JOINED COLTS: 2001  
NFL EXP: 22nd year



- Enters his 22nd season with the Colts and his third as director of player personnel. He spent six seasons as the director of pro personnel following four years as the associate director of pro personnel from 2010-13.
- Initially joined the Colts as an operations intern during the team's 2001 training camp. Was a scouting assistant from 2001-05 and a pro scout from 2006-09. Was part of two Super Bowl teams as a pro scout, including the Colts' Super Bowl XLI championship.
- Graduated from Villanova University in 2001 with a bachelor's degree in finance and was a quarterback on the Wildcats football team.
- His father, Kevin Rogers Sr., has nearly 30 years of coaching experience at both the college and pro level and coached Brett Favre.

## TODD VASVARI

SENIOR PLAYER PERSONNEL SCOUT

JOINED COLTS: 1998  
NFL EXP: 28th year



- Enters his 25th season with the Colts and his seventh as the club's senior player personnel scout. From 2012-15, he served as the team's assistant director of college scouting.
- Served as Indianapolis' eastern regional scout from 2006-2011 following a stint as an area scout. Also worked as an area scout with the Carolina Panthers (1995-97) prior to joining the Colts.
- Worked three training camps (1989-1991) as an equipment assistant with Buffalo and then worked as a substitute teacher and assistant football coach at his alma mater, Phillipsburg (N.J.) High School, from 1992-94.
- Played tight end and earned a bachelor's degree in economics from Bloomsburg University in 1991.





## BRIAN DECKER

DIRECTOR OF TEAM DEVELOPMENT

JOINED COLTS: 2017  
NFL EXP: 8th year



- Enters his sixth season with the Colts and his third as director of team development. He spent two years as the team's director of player development after getting his start in the NFL with the Browns.
- Has consulted in all major professional sports on the selection and development of athletes.
- A military veteran who retired after 22 years of service and achieved the rank of Lieutenant Colonel in the Special Forces. His last assignment was commander of special forces assessment and selection.
- Oversaw the development and execution of the talent acquisition strategy to select future Green Berets.
- Graduated from Eastern Kentucky and then earned his master's degree in Defense Analysis from the Naval Postgraduate School.

## JON SHAW

DIRECTOR OF PRO SCOUTING

JOINED COLTS: 2006  
NFL EXP: 17th year



- Enters his 17th season with the Colts and his third as director of pro scouting after spending two seasons as assistant director of pro scouting (2018-19). In his role, he analyzes talent from other NFL rosters and practice squads as well as scouts future opponents.
- Spent six seasons (2011-17) as the Colts' pro scout/special projects following six years (2006-2011) as the team's scouting assistant. In 2011, he also served as a defensive assistant along with his scouting responsibilities.
- In 2006, earned his start with the team as the football operations intern.
- Was a four-year starter at defensive back for St. Lawrence University, lettered in lacrosse and graduated with a major in biology and a minor in sport studies.

## MATT TERPENING

DIRECTOR OF COLLEGE SCOUTING

JOINED COLTS: 1998  
NFL EXP: 25th year



- Is in his 25th season in the Colts scouting department and his first as the team's director of college scouting.
- Spent six seasons (2016-21) as the team's assistant director of college scouting.
- Graduated from Xavier University in 1998 with a bachelor's degree in sports management and was a member of the Xavier basketball team that reached the NCAA tournament in 1997 and 1998. The Musketeers also captured the Atlantic-10 Conference Tournament championship in 1998.
- Was a ball boy for the Colts in high school and served as a summer intern in the team's public relations office in 1997. His father, Bob, is a former Colts executive vice president.

## JAMIE MOORE

ASSISTANT DIRECTOR OF COLLEGE SCOUTING

JOINED COLTS: 2006  
NFL EXP: 17th year



- Is in his 17th season in the Colts scouting department and his first as assistant director of college scouting.
- Spent 13 seasons (2009-21) as an area scout with a focus on the Southeast region.
- Served as a Colts scouting assistant from 2006-08.
- Previously spent time as a recruiting assistant at Ball State from 2004-05.
- Was a football operations/player personnel intern with the Buffalo Bills in the summer of 2005.
- Was a defensive back at Tiffin University where he graduated with a bachelor's degree in sport management.

## JOEY ELLIOTT

PRO SCOUT

JOINED COLTS: 2017  
NFL EXP: 7th year



- Enters his seventh season with the Colts as a pro scout and works daily with the pro personnel department to manage the current roster, weekly workouts and advance scout opponents. In addition to his pro responsibilities, he scouts and fosters relationships with the Canadian Football League.
- Spent the previous six seasons in the CFL as a scout (2015) and player (2010-14). In 2015, served as the eastern scout for the Ottawa RedBlacks and covered the Big Ten, MAC and SEC conferences.
- Played five seasons as a quarterback with the RedBlacks (2014), BC Lions (2013) and Winnipeg Blue Bombers (2010-12). Also spent time with the Philadelphia Eagles during the 2010 offseason.
- Played collegiately at Purdue (2005-09) and was a team co-captain in 2009.






## ANTHONY COUGHLAN

AREA SCOUT

JOINED COLTS: 2017  
NFL EXP: 6th year



- Is in his sixth season with the Colts and his third as an area scout with a focus on the Southwest region. He previously spent two years as the team's college scouting coordinator after joining Indianapolis as a player personnel assistant in 2017.
- Prior to his role with the Colts, he worked as a recruiting assistant at Ohio State for the 2016 season.
- In 2015, served as a public relations intern for the Kansas City Chiefs after graduating from Ohio State with a degree in strategic communication.
- As an undergraduate student, worked as a student manager for the football program for one season and as a cornerbacks and special teams intern for two seasons.

## CHAD HENRY

AREA SCOUT

JOINED COLTS: 2016  
NFL EXP: 26th year



- Enters his seventh season with the Colts as an area scout after spending 21 years in various college scouting roles with the Detroit Lions.
- In May of 1996, received his bachelor's degree from Indiana University of Pennsylvania in English and completed his master's work in labor and industrial relations from the same school in May 1998.
- Was an undergraduate assistant coach at IUP upon transferring there in the spring of 1994.
- Although side effects from a bout with cancer during high school ended his promising playing career prematurely, he continued in football as a student assistant at Penn State from 1991-93.
- Is active with the charitable organization Homeboys Foundation.

## TYLER HUGHES

AREA SCOUT

JOINED COLTS: 2015  
NFL EXP: 8th year



- Enters his eighth season with the Colts and his fourth as an area scout.
- Previously served as the team's NFS Scout from 2017-18.
- From 2015-16, he was a personnel assistant for the team.
- Graduated from SUNY Cortland with a degree in sport management. He was a member of the Red Dragons football team for three years playing quarterback.

## MIKE LACY

AREA SCOUT

JOINED COLTS: 2016  
NFL EXP: 7th year



- Is in his seventh season with the Colts and his first as an area scout. Also served as a NFS scout (2019-21), player personnel scout (2018), scouting assistant (2016-17) and summer operations intern (2015).
- Served as the team's National Football Scouting representative at the annual NFL Scouting Combine and focused on timing, testing and grading players within the states of Indiana, Ohio and Michigan.
- Prior to the Colts, spent one season as the quarterbacks and wide receivers coach at Greece Arcadia High School in Rochester, N.Y.
- Spent time working as a player personnel assistant for the Arena Football League's Philadelphia Soul while finishing his sport management degree from SUNY Cortland in the spring of 2015.

## CHRIS MCGAHA

AREA SCOUT

JOINED COLTS: 2010  
NFL EXP: 13th year



- Enters his 13th year with the Colts and his sixth as an area scout with a focus on the West Coast.
- From 2015-16, served as the team's National Football Scouting representative at the annual NFL Scouting Combine.
- Spent two seasons (2013-14) as a personnel assistant following one year (2012) as assistant to the general counsel and director of football administration.
- Began his career as a marketing intern with the organization from 2010-11.
- Graduated from Indiana University with a bachelor's degree in sport marketing and management. Also graduated from law school at Indiana University in Indianapolis.





## KASIA OMILIAN

NFS SCOUT

JOINED COLTS: 2019

NFL EXP: 4th year



- Enters her fourth season with the Colts and her first as NFS scout. She is the first female to hold the role in national football scouting history.
- Serves as the team's National Football Scouting representative at the annual NFL Scouting Combine and focuses on timing, testing and grading players within the states of Indiana, Ohio and Michigan.
- Worked as a scouting assistant for the 2021 season.
- Got her start with the Colts in 2019 as a football operations intern supporting the team's offseason program.
- Served as a football recruiting assistant for four seasons (2016-19) while attending the University of Washington.
- Earned a bachelor's degree in business with a minor in law, societies and justice.
- A native of Atlanta, Ga.

## MITCH CHESTER

COLLEGE SCOUTING COORDINATOR

JOINED COLTS: 2018

NFL EXP: 5th year



- Enters his fifth season with the Colts and his third as college scouting coordinator. He spent two years (2018-19) as the team's football operations assistant.
- Was a football operations intern for the Colts during the 2017 offseason and a remote game charter for the Cleveland Browns from 2015-17.
- Coached Division III football at St. Norbert College, Carroll University and the University of Wisconsin – Stevens Point.
- Played defensive end for the University of Wisconsin – Stevens Point from 2010-2013 and was a co-captain his senior season.
- Graduated with a bachelor's degree in mathematics and a minor in coaching and earned a master's degree in general education.

## BOYD JACKSON

PRO PERSONNEL ASSISTANT

JOINED COLTS: 2017

NFL EXP: 6th year



- Enters his sixth season with the Colts as the team's pro personnel assistant.
- Prior to his current role, he worked in the NFL licensing and distribution business for All-Sport, an apparel company located in Zionsville, Ind.
- Graduated with a degree in general studies from Indiana University in 2009.
- A native of Angola, Ind.

## ANDREW HOYLE

SCOUTING ASSISTANT

JOINED COLTS: 2018

NFL EXP: 5th year



- Enters his fifth season with the Colts and his third as scouting assistant.
- Joined the Colts in 2018 as an equipment intern, prior to serving as an operations intern for 2019 training camp, and a sports science intern for the 2019 season.
- Served as a student equipment manager at Florida State in addition to an athletics business office assistant.
- Earned his bachelor's degree in business finance and sports management and his master's degree in sport management at Florida State.
- A native of Bradenton, Fla.

## JEFF BROWN

DIRECTOR OF OPERATIONS

JOINED COLTS: 1999

NFL EXP: 24th year



- Enters his 24th season with the Colts and his eighth as director of operations.
- Manages team logistics and training camp operations in addition to overseeing facility operations.
- From 2012-14, he served as the team's manager of operations. Prior to that position, he was the team's football operations assistant, as well as an equipment and public relations intern.
- Is a graduate of Butler University with a degree in public relations and advertising.





## DAVID THORNTON

DIRECTOR OF PLAYER ENGAGEMENT

JOINED COLTS: 2012  
NFL EXP: 20th year



- Is in his 11th season with the Colts as the club's director of player engagement.
- Responsible for the personal and professional growth of each player during and beyond their NFL experience. He tailors specific programs involving professional development, career exposure, financial education and higher learning for members of the Colts.
- Serves as the liaison between the team, club personnel and external resources. He provides evaluations for prospective college and professional players as well as assisting with game day operations.
- Played nine years in the NFL with the Colts and Titans. Was Indianapolis' Walter Payton Man of the Year on two occasions.

## GEORGE LI

SENIOR FOOTBALL STRATEGY ANALYST/GAME MANAGEMENT

JOINED COLTS: 2018  
NFL EXP: 12th year



- Enters his fifth season with the Colts in the club's senior football strategy analyst/game management position.
- Provides analytical research to the player personnel department, advises the head coach on game management situations and serves as a rule expert on rule changes, penalty trends and replay reviews.
- Worked for the Oakland Raiders in various roles for seven years (2011-17) most recently serving as the team's director of coaching analytics.
- Spent time as the lead researcher at NFL Network and as a researcher at ESPN.
- Graduated from UC Riverside with a degree in business administration in 2003.

## JOHN PARK

DIRECTOR OF FOOTBALL RESEARCH

JOINED COLTS: 2016  
NFL EXP: 7th year



- Enters his seventh season with the Colts leading the team's football research and strategic initiatives, and his second as director of football research.
- Responsible for identifying, developing and deploying resources to support and inform all of football operations.
- Formerly worked in the NFL Player Engagement department and for the Rutgers football team in both player development and recruiting roles.
- Previously served as a consultant for Alvarez & Marsal and PricewaterhouseCoopers. Was a member of the American Academy of Actuaries (MAAA) and an Associate of the Society of Actuaries (ASA).
- Earned his bachelor's degree in cultural anthropology from Duke University and his master's degree in Actuarial Science from Columbia University.

## DEBBIE FINN

ASSISTANT TO THE GENERAL MANAGER

JOINED COLTS: 1994  
NFL EXP: 29th year



- Enters her 29th season with the Colts and her fifth as assistant to the general manager.
- In her current role, she prepares scouting materials, coordinates football operations credentials and assists the general manager with administrative duties.
- She has previously held titles with the organization as assistant to the head coach (2017-18) and assistant to the vice president of football operations (1994-2017).
- Finn graduated from Anderson University with a bachelor's degree in elementary education.
- She has three kids, Brooke, Steve and Abby, and currently resides with her husband, Guy.

## MELAINNEY LOWE

FOOTBALL OPERATIONS ASSISTANT

JOINED COLTS: 2021  
NFL EXP: 2nd year



- Enters her second season with the Colts and her first as football operations assistant.
- In 2021, she served as a football operations intern and assisted in planning and executing all team and personnel logistics.
- Prior to Indianapolis, she served as a football equipment manager at the University of Notre Dame (2018-2020) working exclusively with wide receivers and tight ends. Lowe spent the 2020-21 season overseeing the equipment manager program and assisted the Irish's defensive staff.
- Earned a bachelor's degree in business administration from Saint Mary's College.





## LEIGH HULLETT

TEAM DIETITIAN

**JOINED COLTS:** 2022

**NFL EXP:** 1st year



- Enters her first season with the Colts as the team's dietitian.
- Before Indianapolis, she most recently was the director of sports nutrition at Notre Dame.
- Also served at Notre Dame as the associate director of sports nutrition (2021-22), co-director of sports nutrition, interim (2021), sports nutrition associate (2018-21) and sports nutrition intern (2018).
- Earned a bachelor's degree in applied health science, dietetics from Indiana.
- Graduated from Brebeuf Jesuit Preparatory School in Indianapolis.



# DARIUS LEONARD

LINEBACKER



ROSTERS



# ROSTER/DEPTH CHART



(As of December 20, 2022)

## OFFENSE

<b>WR</b>	14 Alec Pierce	16 Ashton Dulin	
<b>LT</b>	<u>79 Bernhard Raimann</u>	73 Dennis Kelly	
<b>LG</b>	56 Quenton Nelson		
<b>C</b>	78 Ryan Kelly	<u>62 Wesley French</u>	
<b>RG</b>	75 Will Fries	69 Matt Pryor	63 Danny Pinter
<b>RT</b>	72 Braden Smith		
<b>TE</b>	81 Mo Alie-Cox	48 Nikola Kalinic	
<b>TE</b>	83 Kylan Granson	<u>80 Jelani Woods</u>	
<b>WR</b>	1 Parris Campbell		
<b>WR</b>	11 Michael Pittman Jr.	17 Mike Strachan	
<b>QB</b>	2 Matt Ryan	9 Nick Foles	4 Sam Ehlinger
<b>RB</b>	35 Deon Jackson	21 Zack Moss	29 Jordan Wilkins

## DEFENSE

<b>DE</b>	51 Kwity Paye	54 Dayo Odeyingbo	55 Khalid Kareem
<b>DT</b>	99 DeForest Buckner	96 Byron Cowart	95 Chris Williams
<b>NT</b>	90 Grover Stewart	<u>93 Eric Johnson II</u>	
<b>DE</b>	91 Yannick Ngakoue	<u>52 Ben Banogu</u>	
<b>WLB</b>	58 Bobby Okereke	59 Cameron McGrone	41 Grant Stuard
<b>MLB</b>	44 Zaire Franklin		
<b>SAM</b>	45 E.J. Speed	<u>57 JoJo Domann</u>	
<b>CB</b>	34 Isaiah Rodgers Sr.	31 Brandon Facyson	
<b>FS</b>	32 Julian Blackmon	<u>25 Rodney Thomas II</u>	
<b>SS</b>	26 Rodney McLeod Jr.	<u>20 Nick Cross</u>	
<b>NCB</b>	23 Kenny Moore II	<u>38 Tony Brown</u>	
<b>CB</b>	5 Stephon Gilmore	<u>33 Dallis Flowers</u>	

## SPECIALISTS

<b>P</b>	6 Matt Haack	
<b>PK</b>	7 Chase McLaughlin	
<b>H</b>	6 Matt Haack	
<b>LS</b>	46 Luke Rhodes	
<b>KR</b>	34 Isaiah Rodgers Sr.	<u>33 Dallis Flowers</u>
<b>PR</b>	<u>33 Dallis Flowers</u>	

## PRONUNCIATION GUIDE

Ben Banogu .....	BANN-uh-goo	Rodney McLeod Jr. ....	muh-CLOUD
DeForest Buckner .....	duh-FORE-ist	Yannick Ngakoue .....	yah-NEEK in-GAH-kway
Byron Cowart .....	COW-ert	Dayo Odeyingbo .....	DIE-oh oh-DANG-boh
JoJo Domann .....	DOH-min	Bobby Okereke .....	oh-care-uh-KAY
Sam Ehlinger .....	EL-in-gurr	Kwity Paye .....	QWIT-tee PAY
Brandon Facyson .....	fay-SEN	Bernhard Raimann .....	BERR-nard RY-man
Zaire Franklin .....	ZI-air	Braden Smith .....	BRAY-den
Stephon Gilmore .....	steph-AHN	Mike Strachan .....	Strawn
Matt Haack .....	HAWK	Grant Stuard .....	Stew-urd
Nikola Kalinic .....	kaa-lee-nich	Jelani Woods .....	juh-LAW-nee
Khalid Kareem .....	KAH-lid kuh-REEM		



# ROSTER/POSITIONAL



NO.	NAME	POS.	HT.	WT.	AGE	EXP.	COLLEGE	HOMETOWN	HOW ACQ.
<b>QUARTERBACKS (3)</b>									
2	Ryan, Matt	QB	6-4	217	37	15	Boston College	Exton, PA	T-22 (ATL)
4	Ehlinger, Sam	QB	6-2	225	24	2	Texas	Austin, TX	D6-21
9	Foles, Nick	QB	6-6	243	33	11	Arizona	Austin, TX	FA-22
<b>RUNNING BACKS (3)</b>									
21	Moss, Zack	RB	5-9	205	25	3	Utah	Hallandale, FL	T-22 (BUF)
29	Wilkins, Jordan	RB	6-1	208	28	5	Mississippi	Cordova, TN	FA-22
35	Jackson, Dean	RB	5-11	216	23	2	Duke	Atlanta, GA	FA-21
<b>WIDE RECEIVERS (5)</b>									
1	Campbell, Parris	WR	6-1	208	25	4	Ohio State	Akron, OH	D2-19
11	Pittman Jr., Michael	WR	6-4	223	25	3	USC	Woodland Hills, CA	D2-20
14	Pierce, Alec	WR	6-3	211	22	R	Cincinnati	Glen Elyn, IL	D2-22
16	Dulin, Ashton	WR	6-2	215	25	4	Malone	Reynoldsburg, OH	FA-19
17	Strachan, Mike	WR	6-5	225	25	2	Charleston	Freeport, Bahamas	D7-21
<b>TIGHT ENDS (4)</b>									
48	Kalinic, Nikola	TE	6-4	245	25	R	York University	Toronto, Ontario	FA-22
80	Woods, Jelani	TE	6-7	253	24	R	Virginia	Ellenwood, GA	D3-22
81	Alie-Cox, Mo	TE	6-5	267	29	5	Virginia Commonwealth	Middleburg, VA	FA-17
83	Granson, Kyle	TE	6-3	242	24	2	SMU	Austin, TX	D4-21
<b>OFFENSIVE LINE (9)</b>									
56	Nelson, Quenton	G	6-5	330	26	5	Notre Dame	Holmdel, NJ	D1-18
62	French, Wesley	C	6-4	307	26	R	Western Michigan	Benton Harbor, MI	FA-22
63	Pinter, Danny	G	6-4	301	26	3	Ball State	South Bend, IN	D5-20
69	Pryor, Matt	G/T	6-7	332	28	5	TCU	Long Beach, CA	T-21 (PHI)
72	Smith, Braden	T	6-6	312	26	5	Auburn	Olathe, KS	D2-18
73	Kelly, Dennis	T	6-8	321	32	11	Purdue	Chicago Heights, IL	FA-22
75	Fries, Will	C/G	6-6	305	24	2	Penn State	Staten Island, NY	D7-21
78	Kelly, Ryan	C	6-4	307	29	7	Alabama	West Chester, OH	D1-16
79	Raimann, Bernhard	T	6-6	303	25	R	Central Michigan	Steinbrunn, Austria	D3-22
<b>LINEBACKERS (6)</b>									
41	Stuard, Grant	LB	5-11	230	24	2	Houston	Conroe, TX	T-22 (TB)
44	Franklin, Zaire	LB	6-0	235	26	5	Syracuse	Philadelphia, PA	D7-18
45	Speed, E.J.	LB	6-4	227	27	4	Tarleton State	Fort Worth, TX	D5-19
57	Domann, JoJo	LB	6-1	230	25	R	Nebraska	Colorado Springs, CO	FA-22
58	Okereke, Bobby	LB	6-2	235	26	4	Stanford	Santa Ana, CA	D3-19
59	McGrone, Cameron	LB	6-1	236	22	2	Michigan	Indianapolis, IN	FA-22
<b>DEFENSIVE BACKS (10)</b>									
5	Gilmore, Stephon	CB	6-0	190	32	11	South Carolina	Rock Hill, SC	UFA-22 (CAR)
20	Cross, Nick	S	6-0	212	21	R	Maryland	Bowie, MD	D3-22
23	Moore II, Kenny	CB	5-9	190	27	6	Valdosta State	Valdosta, GA	W-17 (NE)
25	Thomas II, Rodney	S	6-1	196	24	R	Yale	Pittsburgh, PA	D7-22
26	McLeod Jr., Rodney	S	5-10	195	32	11	Virginia	Hyattsville, MD	UFA-22 (PHI)
31	Facyson, Brandon	CB	6-2	197	28	5	Virginia Tech	Newnan, GA	UFA-22 (LV)
32	Blackmon, Julian	S	6-0	202	24	3	Utah	Layton, UT	D3-20
33	Flowers, Dallis	CB	6-1	196	25	R	Pittsburg State	Chicago, IL	FA-22
34	Rodgers Sr., Isaiah	CB	5-10	176	24	3	Massachusetts	Tampa, FL	D6-20
38	Brown, Tony	CB	6-0	199	27	4	Alabama	Beaumont, TX	FA-22
<b>DEFENSIVE LINE (10)</b>									
51	Paye, Kwity	DE	6-3	265	24	2	Michigan	Providence, RI	D1-21
52	Banogu, Ben	DE	6-4	250	26	4	TCU	McKinney, TX	D2-19
54	Odeyngbo, Dayo	DE	6-6	286	23	2	Vanderbilt	Brooklyn, NY	D2-21
55	Kareem, Khalid	DE	6-4	268	24	3	Notre Dame	Detroit, MI	FA-22
90	Stewart, Grover	DT	6-4	314	29	6	Albany State	Camilla, GA	D4-17
91	Ngakoue, Yannick	DE	6-2	246	27	7	Maryland	Washington, D.C.	T-22 (LV)
93	Johnson II, Eric	DT	6-4	299	24	R	Missouri State	Plainfield, IL	D5-22
95	Williams, Chris	DT	6-2	300	24	2	Wagner	Brooklyn, NY	FA-20
96	Cowart, Byron	DT	6-3	300	26	4	Maryland	Tampa, FL	W-22 (NE)
99	Buckner, DeForest	DT	6-7	295	28	7	Oregon	Waianae, HI	T-20 (SF)
<b>SPECIALISTS (3)</b>									
6	Haack, Matt	P	6-0	205	28	6	Arizona State	West Des Moines, IA	FA-22
7	McLaughlin, Chase	K	6-0	190	26	4	Illinois	Cypress, TX	FA-22
46	Rhodes, Luke	LS	6-2	238	30	6	William & Mary	Hollidaysburg, PA	FA-16



# ROSTER/ALPHABETICAL



NO.	NAME	POS	HT	WT	DOB	EXP	COLLEGE	HOMETOWN	HOW ACO
81	Alie-Cox, Mo	TE	6-5	267	9/19/1993	5	Virginia Commonwealth	Middleburg, VA	FA-17
52	Banogu, Ben	DE	6-4	250	1/19/1996	4	TCU	McKinney, TX	D2-19
32	Blackmon, Julian	S	6-0	202	8/24/1998	3	Utah	Layton, UT	O3-20
38	Brown, Tony	CB	6-0	199	7/13/1995	4	Alabama	Beaumont, TX	FA-22
99	Buckner, DeForest	DT	6-7	295	3/17/1994	7	Oregon	Waianae, HI	F-20 (SF)
1	Campbell, Paris	WR	6-1	208	7/16/1997	4	Ohio State	Akron, OH	D2-19
96	Cowart, Byron	DT	6-3	300	5/20/1996	4	Maryland	Bowie, MD	W-22 (NE)
20	Cross, Nick	S	6-0	212	9/10/2001	R	Maryland	Bowie, MD	D3-22
57	Domann, JoJo	LB	6-1	230	7/28/1997	R	Nebraska	Colorado Springs, CO	FA-22
16	Dulin, Astron	WR	6-2	215	5/15/1997	4	Malone	Reynoldsburg, OH	FA-19
4	Ehlinger, Sam	QB	6-2	225	9/30/1998	2	Texas	Austin, TX	D6-21
31	Facyson, Brandon	CB	6-2	197	9/8/1994	5	Virginia Tech	Newman, GA	UFA-22 (LV)
33	Flowers, Dallas	CB	6-1	196	6/4/1997	R	Pittsburg State	Chicago, IL	FA-22
9	Foles, Nick	QB	6-6	243	1/20/1989	11	Arizona	Austin, TX	FA-22
44	Franklin, Zaire	LB	6-0	235	7/2/1996	5	Syracuse	Philadelphia, PA	D7-18
62	French, Wesley	C	6-4	307	11/30/1996	R	Western Michigan	Benton Harbor, MI	FA-22
75	Fries, Will	C/G	6-6	305	4/4/1998	2	Penn State	Staten Island, NY	D7-21
5	Gilmore, Stephen	CB	6-0	190	9/19/1990	11	South Carolina	Rock Hill, SC	UFA-22 (CAR)
83	Granson, Kyle	TE	6-3	242	3/27/1998	2	SMU	Austin, TX	D4-21
6	Haack, Matt	P	6-0	205	7/25/1994	6	Arizona State	West Des Moines, IA	FA-22
35	Jackson, Deon	RB	5-11	216	2/18/1999	2	Duke	Atlanta, GA	FA-21
93	Johnson II, Eric	DT	6-4	299	7/16/1998	R	Missouri State	Plainfield, IL	D5-22
4	Kalinic, Nikola	TE	6-4	245	1/21/1997	R	York University	Toronto, Ontario	FA-22
55	Kareem, Khalid	DE	6-4	268	4/28/1998	3	Notre Dame	Detroit, MI	FA-22
73	Kelly, Dennis	T	6-8	321	1/16/1990	11	Purdue	Chicago Heights, IL	FA-22
78	Kelly, Ryan	C	6-4	307	5/30/1993	7	Alabama	West Chester, OH	D1-16
59	McGrone, Cameron	LB	6-1	236	6/22/2000	2	Michigan	Indianapolis, IN	FA-22
7	McLaughlin, Chase	K	6-0	190	4/9/1996	4	Illinois	Cypress, TX	FA-22
26	McLeod Jr., Rodney	S	5-10	195	6/23/1990	11	Virginia	Hyattsville, MD	UFA-22 (PHI)
23	Moore II, Kenny	CB	5-9	190	8/23/1995	6	Valdosta State	Valdosta, GA	W-17 (NE)
21	Moss, Zack	RB	5-9	205	12/15/1997	3	Utah	Hallandale, FL	T-22 (BUF)
96	Nelson, Quenton	G	6-5	330	3/19/1996	5	Notre Dame	Holmdel, NJ	D1-18
91	Ngakoue, Yannick	DE	6-2	246	3/31/1995	7	Maryland	Washington, D.C.	T-22 (LV)
54	Odeyimgbo, Dayo	DE	6-6	286	9/24/1999	2	Vanderbilt	Brooklyn, NY	D2-21
58	Okeavie, Bobby	LB	6-2	235	7/23/1996	4	Stanford	Santa Ana, CA	D3-19
51	Paye, Kwity	DE	6-3	265	11/19/1998	2	Michigan	Providence, RI	D1-21
14	Pierce, Alec	WR	6-3	211	5/2/2000	R	Cincinnati	Glen Ellyn, IL	D2-22
63	Pimter, Danny	G	6-4	301	6/19/1996	3	Ball State	South Bend, IN	D5-20
11	Pittman Jr., Michael	WR	6-4	233	10/5/1997	3	USC	Woodland Hills, CA	D2-20
69	Pryor, Matt	G/T	6-7	322	10/16/1994	5	TCU	Long Beach, CA	T-21 (PHI)
79	Raimann, Bernhard	T	6-6	303	9/23/1997	R	Central Michigan	Steinbrunn, Austria	D3-22
46	Rhodes, Luke	LS	6-2	238	12/2/1992	6	William & Mary	West Des Moines, IA	FA-16
34	Rodgers Sr., Isaiah	CB	5-10	176	1/7/1998	3	Massachusetts	Tampa, FL	D6-20
2	Ryan, Matt	QB	6-4	217	5/17/1985	15	Boston College	Exton, PA	T-22 (ATL)
72	Smith, Braden	T	6-6	312	3/23/1996	5	Auburn	Olathe, KS	D2-18
45	Speed, E.J.	LB	6-4	227	6/1/1995	6	Tarleton State	Fort Worth, TX	D5-19
90	Stewart, Grover	DT	6-4	314	10/20/1993	6	Albany State	Camilla, GA	D4-17
17	Strachan, Mike	WR	6-5	225	8/13/1997	2	Charleston	Freeport, Bahamas	D7-21
41	Stuard, Grant	LB	5-11	230	10/15/1998	2	Houston	Conroe, TX	T-22 (TB)
25	Thomas II, Rodney	S	6-1	196	6/26/1998	R	Yale	Pittsburgh, PA	D7-22
29	Wilkins, Jordan	RB	6-1	208	7/18/1994	5	Mississippi	Cordova, TN	FA-22
95	Williams, Chris	DT	6-2	300	6/16/1998	2	Wagner	Brooklyn, NY	FA-20
80	Woods, Jelani	TE	6-7	255	10/9/1998	R	Virginia	Ellenwood, GA	D3-22

## Practice Squad (17)

65	Aqim, McTelvin	DT	6-3	300	9/25/1997	3	Arkansas	Texarkana, TX	FA-22
39	Baker Jr., Darrell	CB	6-1	190	3/27/1998	R	Georgia Southern	Hephziba, GA	FA-22
36	Black, Henry	S	6-0	204	1/3/1997	3	Baylor	Shreveport, LA	FA-22
92	Cline, Kameron	DE	6-4	275	2/19/1998	2	South Dakota	San Diego, CA	FA-20
42	Dabo, Marcel	S	6-0	208	1/10/2000	R	Stuttgart	Reutlingen, Germany	FA-22
40	Dafney, Dominique	TE	6-2	235	6/3/1997	3	Indiana State	West Des Moines, IA	FA-22
43	Denbow, Trevor	S	5-10	208	8/26/1998	R	SMU	Coriscana, CA	FA-22
84	Ferneu, Ethan	WR	5-11	195	3/2/1998	R	UCLA	Dripping Springs, TX	FA-22
37	Funk, Jake	RB	5-10	205	1/11/1998	2	Maryland	Gaithersburg, MD	FA-22
64	Hambright, Arlington	G	6-5	300	1/30/1996	2	Colorado	Ypsilanti, MI	FA-22
71	Murray, Jordan	T	6-9	325	5/17/1997	R	North Texas	Coppell, TX	FA-22
50	Olubi, Segun	LB	6-2	220	11/1/1999	R	San Diego State	Philadelphia, PA	FA-22
10	Patmon, Dezmon	WR	6-4	225	8/6/1998	3	Washington State	San Diego, CA	D6-20
47	Rhyné, Forrest	LB	6-1	233	5/29/1999	R	Villanova	Waynesboro, PA	FA-22
3	Shampklin, Aaron	RB	5-10	195	10/18/1999	R	Harvard	West Branch, IA	FA-22
86	Smith, Vincint	WR	6-3	195	6/9/1996	4	Limestone	Bad Windsheim, Germany	FA-22
49	Wydermyer, Jalen	TE	6-5	255	12/20/2000	R	Texas A&M	Dickinson, TX	FA-22

## Injured Reserve (7)

53	Leonard, Shaquille	LB	6-2	230	7/27/1995	5	South Carolina State	Lake View, SC	D2-18
94	Lewis, Tyquan	DE	6-3	267	1/30/1995	5	Ohio State	Tarboro, NC	D2-19
61	O'Donnell, Carter	G/T	6-5	305	12/23/1998	1	Alberta	Calgary, Alberta	FA-20
85	Ogletree, Drew	TE	6-5	260	7/28/1998	R	Youngstown State	Dayton, OH	D6-22
8	Sanchez, Rigoberto	P	6-0	195	9/8/1994	6	Hawaii	Chico, CA	FA-17
28	Taylor, Jonathan	RB	5-10	226	1/19/1999	3	Wisconsin	Salem, NJ	D7-20
33	Watts, Armani	S	5-11	205	3/19/1996	5	Texas A&M	Forney, TX	UFA-22 (KC)



# ROSTER/NUMERICAL



NO.	NAME	POS	HT	WT	DOB	EXP	COLLEGE	HOMETOWN	HOW	ACO
1	Campbell, Parris	WR	6-1	208	7/16/1997	4	Ohio State	Akron, OH	D2-19	
2	Ryan, Matt	QB	6-4	217	5/17/1985	15	Boston College	Exton, PA	T-22 (ATL)	
4	Ehlinger, Sam	QB	6-2	225	9/30/1998	2	Texas	Austin, TX	D6-21	
5	Gilmore, Stephen	CB	6-0	190	9/19/1990	11	South Carolina	Rock Hill, SC	FA-22 (CAR)	
6	Haack, Matt	P	6-0	205	7/25/1994	6	Arizona State	West Des Moines, IA	UFA-22	
7	McLaughlin, Chase	K	6-0	190	4/9/1996	4	Illinois	Cypress, TX	FA-22	
9	Foles, Nick	QB	6-6	243	1/20/1999	11	Arizona	Austin, TX	FA-22	
11	Pittman Jr., Michael	WR	6-4	223	10/5/1997	3	USC	Woodland Hills, CA	D2-20	
14	Pierce, Alec	WR	6-3	211	5/2/2000	R	Cincinnati	Glen Ellyn, IL	D2-22	
16	Dulin, Ashton	WR	6-2	215	5/15/1997	4	Malone	Reynoldsburg, OH	FA-19	
17	Strachan, Mike	WR	6-5	225	8/13/1997	2	Charleston	Freeport, Bahamas	D7-21	
20	Cross, Nick	S	6-0	212	9/10/2001	R	Maryland	Bowie, MD	D3-22	
21	Moss, Zack	RB	5-9	205	12/15/1997	3	Utah	Hallandale, FL	T-22 (BUF)	
23	Moore II, Kenny	CB	5-9	190	8/23/1995	6	Valdosta State	Valdosta, GA	W-17 (NE)	
25	Thomas II, Rodney	S	6-1	196	6/26/1998	R	Yale	Pittsburgh, PA	D7-22	
26	McLeod Jr., Rodney	S	5-10	195	6/23/1990	11	Virginia	Hyattsville, MD	UFA-22 (PHI)	
29	Wilkins, Jordan	RB	6-1	208	7/18/1994	5	Mississippi	Cordova, TN	FA-22	
31	Facyson, Brandon	CB	6-2	197	9/8/1994	5	Virginia Tech	Newman, GA	UFA-22 (LV)	
32	Blackmon, Julian	S	6-0	202	8/24/1998	3	Utah	Layton, UT	D3-20	
33	Flowers, Dallas	CB	6-1	196	6/4/1997	R	Pittsburg State	Chicago, IL	FA-22	
34	Rodgers Sr., Isaiah	CB	5-10	176	1/7/1998	3	Massachusetts	Tampa, FL	D6-20	
35	Jackson, Deon	RB	5-11	216	2/18/1999	2	Duke	Atlanta, GA	FA-21	
38	Brown, Tony	CB	6-0	199	7/13/1995	4	Alabama	Beaumont, TX	FA-22	
41	Stuard, Grant	LB	5-11	230	10/15/1998	2	Houston	Conroe, TX	T-22 (TB)	
44	Franklin, Zaire	LB	6-0	235	7/2/1996	5	Syracuse	Philadelphia, PA	D7-18	
45	Speed, E.J.	LB	6-4	227	6/1/1995	4	Tarleton State	Fort Worth, TX	D5-19	
46	Rhodes, Luke	LS	6-2	238	12/21/1992	6	William & Mary	Hollidaysburg, PA	FA-16	
48	Kalinic, Nikola	TE	6-4	245	1/21/1997	R	York University	Toronto, Ontario	FA-22	
51	Paye, Kwity	DE	6-3	265	11/19/1998	2	Michigan	Providence, RI	FA-22	
52	Banogu, Ben	DE	6-4	250	1/19/1996	4	TCU	McKinney, TX	D2-19	
54	Odeyngbo, Dayo	DE	6-6	286	9/24/1999	2	Vanderbilt	Brooklyn, NY	D2-21	
55	Kareem, Khalid	DE	6-4	268	4/28/1998	3	Notre Dame	Detroit, MI	FA-22	
56	Nelson, Quentin	G	6-5	330	3/19/1996	5	Notre Dame	Holmdel, NJ	D1-18	
57	Dannan, Julio	LB	6-1	230	7/28/1997	R	Nebraska	Colorado Springs, CO	FA-22	
58	Okareke, Bobby	LB	6-2	235	7/23/1996	4	Stanford	Santa Ana, CA	D3-19	
59	McGrone, Cameron	LB	6-1	236	6/22/2000	2	Michigan	Indianapolis, IN	FA-22	
62	French, Wesley	C	6-4	307	11/30/1996	R	Western Michigan	Benton Harbor, MI	FA-22	
63	Pinter, Danny	G	6-4	301	6/19/1996	3	Ball State	South Bend, IN	D5-20	
69	Pryor, Matt	G/T	6-7	332	12/16/1994	5	TCU	Long Beach, CA	D2-21 (PHI)	
72	Smith, Braden	T	6-6	312	3/25/1996	5	Auburn	Olathe, KS	T-18	
73	Kelly, Dennis	T	6-8	321	1/16/1990	11	Purdue	Chicago Heights, IL	FA-22	
75	Fries, Will	C/G	6-6	305	4/4/1998	2	Penn State	Staten Island, NY	D7-21	
78	Kelly, Ryan	C	6-4	307	5/30/1993	7	Alabama	West Chester, OH	D1-16	
79	Raimann, Bernhard	T	6-6	303	9/23/1997	R	Central Michigan	Steinburg, Austria	D3-22	
80	Woods, Jelani	TE	6-7	253	10/9/1998	R	Virginia	Ellenwood, GA	D3-22	
81	Allie-Cox, Mo	TE	6-5	267	9/19/1993	5	Virginia Commonwealth	Middleburg, VA	FA-17	
83	Granson, Kylan	TE	6-3	242	3/27/1998	2	SMU	Austin, TX	D4-21	
90	Stewart, Grover	DT	6-4	314	10/20/1993	6	Albany State	Camilla, GA	D4-17	
91	Ngakoue, Yannick	DE	6-2	246	3/31/1995	7	Maryland	Washington, D.C.	T-22 (LV)	
93	Johnson II, Eric	DT	6-4	299	7/16/1998	R	Missouri State	Plainfield, IL	D5-22	
95	Williams, Chris	DT	6-2	300	6/16/1998	2	Wagner	Brooklyn, NY	FA-20	
96	Cowart, Byron	DT	6-3	300	5/20/1996	4	Maryland	Tampa, FL	W-22 (NE)	
99	Buckner, DeForest	DT	6-7	295	3/17/1994	7	Oregon	Waianae, HI	T-20 (SF)	

### Practice Squad (17)

3	Shamplin, Aaron	RB	5-10	195	10/18/1999	R	Harvard	Long Beach, CA	FA-22	
10	Patton, Dezmon	WR	6-4	225	8/6/1998	3	Washington State	San Diego, CA	D6-20	
36	Black, Henry	S	6-0	204	1/3/1997	3	Baylor	Shreveport, LA	FA-22	
37	Funk, Jake	RB	5-10	205	1/11/1998	2	Maryland	Gaithersburg, MD	FA-22	
39	Baker Jr., Darrell	CB	6-1	190	3/27/1998	R	Georgia Southern	Hephziba, GA	FA-22	
40	Dafney, Dominique	TE	6-2	235	6/3/1997	3	Indiana State	West Des Moines, IA	FA-22	
42	Dabo, Marcel	S	6-0	208	1/10/2000	R	Stuttgart	Reutlingen, Germany	FA-22	
43	Denbow, Trevor	S	5-10	208	8/26/1998	R	SMU	Corsicana, TX	FA-22	
47	Rhyné, Forrest	LB	6-1	233	5/23/1999	R	Villanova	Waynesboro, PA	FA-22	
49	Wydenmyer, Jalen	TE	6-5	255	12/20/2000	R	Texas A&M	Dickinson, TX	FA-22	
60	Oluibi, Segun	LB	6-2	220	11/1/1999	R	San Diego State	Philadelphia, PA	FA-22	
64	Hambricht, Arlington	G	6-5	300	1/30/1996	2	Colorado	Ypsilanti, MI	FA-22	
65	Agim, McTelvin	DT	6-3	300	9/25/1997	3	Arkansas	Texarkana, TX	FA-22	
71	Murray, Jordan	T	6-9	325	5/17/1997	R	North Texas	Coppell, TX	FA-22	
84	Ferneu, Ethan	WR	5-11	195	3/2/1998	R	UCLA	Dripping Springs, TX	FA-22	
86	Smith, Yvncint	WR	6-3	195	6/9/1996	4	Limestone	Bad Windsheim, Germany	FA-22	
92	Cline, Kameron	DE	6-4	275	2/19/1998	2	South Dakota	San Diego, CA	FA-20	

### Injured Reserve (7)

8	Sanchez, Rigoberto	P	6-0	195	9/8/1994	6	Hawaii	Chico, CA	FA-17	
28	Taylor, Jonathan	RB	5-10	226	1/19/1999	3	Wisconsin	Salem, NJ	D2-20	
33	Watts, Armani	S	5-11	205	3/19/1996	5	Texas A&M	Forney, TX	UFA-22 (KC)	
35	Leonard, Shaquille	LB	6-2	230	7/27/1995	5	South Carolina State	Lake View, SC	D8-12	
61	O'Donnell, Carter	G/T	6-5	305	12/23/1998	1	Alberta	Calgary, Alberta	FA-20	
85	Ogletree, Drew	TE	6-5	260	7/28/1998	R	Youngstown State	Dayton, OH	D6-22	
94	Lewis, Tyquan	DE	6-3	267	1/30/1995	5	Ohio State	Tarboro, NC	D2-18	



# ROSTER/HOW BUILT



YEAR	DRAFTEES (30)	FREE AGENTS (39)	TRADES/WAIVERS (8)
2016	C Ryan Kelly (1)	LS Luke Rhodes (FA-16)	
2017	DT Grover Stewart (4)	TE Mo Alie-Cox (FA-17) P Rigoberto Sanchez (FA-17) *	CB Kenny Moore II (W-17 NE)
2018	G Quenton Nelson (1) LB Shaquille Leonard (2) * DE Tyquan Lewis (2) * T Braden Smith (2) LB Zaire Franklin (7)		
2019	DE Ben Banogu (2b) WR Parris Campbell (2c) LB Bobby Okereke (3) LB E.J. Speed (5b)	WR Ashton Dulin (FA-19)	
2020	WR Michael Pittman Jr. (2) RB Jonathan Taylor (2) * S Julian Blackmon (3) G Danny Pinter (5) WR Dezmon Patmon (6) ^ CB Isaiah Rodgers Sr. (6)	DE Kameron Cline (FA-20) ^ G/T Carter O'Donnell (FA-20) * DT Chris Williams (FA-20)	DT DeForest Buckner (T-20 SF)
2021	DE Kwity Paye (1) DE Dayo Odeyingbo (2) TE Kylan Granson (4) QB Sam Ehlinger (6) C/G Will Fries (7) WR Mike Strachan (7)	RB Deon Jackson (FA-21)	G/T Matt Pryor (T-21 PHI)
2022	WR Alec Pierce (2) S Nick Cross (3) T Bernhard Raimann (3) TE Jelani Woods (3) DT Eric Johnson II (5) TE Drew Ogletree (6) * S Rodney Thomas II (7)	DT McTelvin Agim (FA-22) ^ CB Darrell Baker Jr. (FA-22) ^ S Henry Black (FA-22) ^ CB Tony Brown (FA-22) S Marcel Dabo (FA-22) ^ TE Dominique Dafney (FA-22) ^ S Trevor Denbow (FA-22) ^ LB JoJo Domann (FA-22) CB Brandon Facyson (UFA-22 LV) WR Ethan Fernea (FA-22) ^ CB Dallis Flowers (FA-22) QB Nick Foles (FA-22) C Wesley French (FA-22) RB Jake Funk (FA-22) ^ CB Stephon Gilmore (UFA-22 CAR) P Matt Haack (FA-22) G Arlington Highbright (FA-22) ^ TE Nikola Kalinic (FA-22) DE Khalid Kareem (FA-22) T Dennis Kelly (FA-22) LB Cameron McGrone (FA-22) K Chase McLaughlin (FA-22) S Rodney McLeod Jr. (UFA-22 PHI) T Jordan Murray (FA-22) ^ LB Segun Olubi (FA-22) ^ LB Forrest Rhyne (FA-22) ^ RB Aaron Shampklin (FA-22) ^ WR Vyncint Smith (FA-22) ^ S Armani Watts (UFA-22 KC) * RB Jordan Wilkins (FA-22) TE Jalen Wydermyer (FA-22) ^	DT Byron Cowart (W-22 NE) RB Zack Moss (T-22 BUF) DE Yannick Ngakoue (T-22 LV) QB Matt Ryan (T-22 ATL) LB Grant Stuard (T-22 TB)

Key: \* Injured Reserve, ^ Practice Squad



# ROSTER/TRANSACTIONS



DATE	POS.	PLAYER	TRANSACTION	POS.	PLAYER	TRANSACTION
12/20	LB	Cameron McGrone	Signed off of the New England Patriots practice squad	RB	Jordan Wilkins	Signed to the 53-man roster from the practice squad
	RB	Jonathan Taylor	Placed on Injured Reserve list	DE	Ifeadi Odenigbo	Waived
	TE	Dominique Dafney	Signed to the practice squad	RB	Aaron Sampkin	Signed to the practice squad
12/19	DT	Curtis Brooks	Released from the practice squad			
12/18	CB	Darrell Baker Jr.	Reverted back to the practice squad	LB	Forrest Rhyne	Reverted back to the practice squad
12/16	CB	Darrell Baker Jr.	Elevated to the active roster from the practice squad	LB	Forrest Rhyne	Elevated to the active roster from the practice squad
12/15	DT	McTelvin Agim	Signed to the practice squad	WR	Robert Foster	Released from the practice squad
12/13	WR	Robert Foster	Signed to the practice squad	TE	Nikola Kalinic	Signed to the 53-man roster from the practice squad
	WR	Keke Coutee	Waived			
12/5	LB	Forrest Rhyne	Reverted back to the practice squad			
12/3	LB	Forrest Rhyne	Elevated to the active roster from the practice squad			
11/29	TE	Nikola Kalinic	Reverted back to the practice squad	LB	Forrest Rhyne	Reverted back to the practice squad
11/28	LB	Forrest Rhyne	Elevated to the active roster from the practice squad	TE	Nikola Kalinic	Elevated to the active roster from the practice squad
11/23	S	Trevor Denbow	Signed to the practice squad			
11/22	DE	Khalid Kareem	Signed off of the Cincinnati Bengals practice squad	S	Trevor Denbow	Waived
	LB	Tyrell Adams	Released from the practice squad			
11/21	DE	Kameron Cline	Reverted back to the practice squad	TE	Nikola Kalinic	Reverted back to the practice squad
11/19	DE	Kameron Cline	Elevated to the active roster from the practice squad	TE	Nikola Kalinic	Elevated to the active roster from the practice squad
11/15	LB	Tyrell Adams	Signed to the practice squad	TE	Darrell Daniels	Released from the practice squad
11/14	TE	Nikola Kalinic	Reverted back to the practice squad	RB	Jordan Wilkins	Reverted back to the practice squad
11/12	TE	Nikola Kalinic	Elevated to the active roster from the practice squad	RB	Jordan Wilkins	Elevated to the active roster from the practice squad
	WR	Ashton Dulin	Placed on Injured Reserve list	LB	Shaquille Leonard	Placed on Injured Reserve list
11/10	RB	Jake Funk	Signed to the practice squad	RB	Phillip Lindsay	Released from the practice squad
11/9	TE	Darrell Daniels	Signed to the practice squad	RB	D'Vonte Price	Placed on Practice Squad Injured list
11/7	RB	Phillip Lindsay	Reverted back to the practice squad	RB	Jordan Wilkins	Reverted back to the practice squad
11/5	RB	Jordan Wilkins	Elevated to the active roster from the practice squad	RB	Phillip Lindsay	Elevated to the active roster from the practice squad
11/2	RB	Jordan Wilkins	Signed to the practice squad			
11/1	RB	Nyheim Hines	Traded to the Buffalo Bills in exchange for running back Zack Moss and a conditional sixth-round selection in the 2023 NFL Draft	RB	Zack Moss	Acquired with a conditional sixth-round selection in the 2023 NFL Draft from the Buffalo Bills in exchange for running back Nyheim Hines
10/31	S	Trevor Denbow	Activated from Injured Reserve list	P	Nolan Cooney	Released from the practice squad
	DE	Tyquan Lewis	Placed on Injured Reserve list			
10/25	WR	DeMichael Harris	Released from the practice squad	LB	Forrest Rhyne	Signed to the practice squad
	P	Nolan Cooney	Signed to the practice squad	CB	Ryan Smith	Released from the practice squad
10/24	WR	Ethan Fernea	Reverted back to the practice squad	WR	Dezmon Patmon	Reverted back to the practice squad
10/22	WR	Ethan Fernea	Elevated to the active roster from the practice squad	WR	Dezmon Patmon	Elevated to the active roster from the practice squad
10/18	WR	DeMichael Harris	Signed to the practice squad	T	Ty Nsekhe	Signed to the Los Angeles Rams' 53-man roster off of the Colts practice squad
10/17	RB	Phillip Lindsay	Reverted back to the practice squad	RB	D'Vonte Price	Reverted back to the practice squad
	WR	Vyncint Smith	Signed to the practice squad	TE	Jalen Wydermyer	Signed to the practice squad
	TE	Nakia Griffin-Stewart	Released from the practice squad			
10/15	WR	Keke Coutee	Signed to the 53-man roster from the practice squad	T	Luke Tenuta	Waived
	RB	Phillip Lindsay	Elevated to the active roster from the practice squad	RB	D'Vonte Price	Elevated to the active roster from the practice squad
10/11	WR	Ashton Dulin	Placed on Injured Reserve list	DT	Chris Williams	Signed to the 53-man roster from the practice squad
	T	Ty Nsekhe	Signed to the practice squad			
10/7	RB	Phillip Lindsay	Reverted back to the practice squad	DT	Chris Williams	Reverted back to the practice squad
10/6	RB	Phillip Lindsay	Elevated to the active roster from the practice squad	DT	Chris Williams	Elevated to the active roster from the practice squad
10/5	WR	Dezmon Patmon	Signed to the practice squad			
10/4	WR	Dezmon Patmon	Waived	K	Chase McLaughlin	Signed to the 53-man roster from the practice squad
10/3	K	Chase McLaughlin	Reverted back to the practice squad	DT	Chris Williams	Reverted back to the practice squad
10/1	DT	Chris Williams	Elevated to the active roster from the practice squad	K	Chase McLaughlin	Elevated to the active roster from the practice squad
9/27	CB	Ryan Smith	Signed to the practice squad	LB	Forrest Rhyne	Released from the practice squad
9/26	K	Chase McLaughlin	Reverted back to the practice squad			
9/24	K	Chase McLaughlin	Elevated to the active roster from the practice squad			
9/20	TE	Nakia Griffin-Stewart	Signed to the practice squad	G	Arlington Hambricht	Signed to the practice squad
	TE	Jared Scott	Released from the practice squad			
9/19	WR	Keke Coutee	Reverted back to the practice squad	K	Chase McLaughlin	Reverted back to the practice squad
9/17	K	Chase McLaughlin	Elevated to the active roster from the practice squad	WR	Keke Coutee	Elevated to the active roster from the practice squad
9/13	CB	Darrell Baker Jr.	Signed to the practice squad	S	Henry Brown	Signed to the practice squad
	K	Chase McLaughlin	Signed to the practice squad	CB	Tony Brown	Signed to the 53-man roster from the practice squad
	K	Rodrigo Blankenship	Waived	G	Arlington Hambricht	Released from the practice squad
	S	Will Redmond	Released from the practice squad	CB	Chris Wilcox	Released from the practice squad
9/12	CB	Tony Brown	Reverted back to the practice squad			
9/10	CB	Tony Brown	Elevated to the active roster from the practice squad	G	Quenton Nelson	Signed contract extension
9/6	RB	Phillip Lindsay	Signed to the practice squad			
9/1	G	Arlington Hambricht	Signed to the practice squad	LB	Segun Olubi	Signed to the practice squad
8/31	CB	Tony Brown	Released	T	Luke Tenuta	Claimed off waivers (from BUF)
	DT	Curtis Brooks	Signed to the practice squad	DE	Kameron Cline	Signed to the practice squad
	S	Marcel Dabo	Signed to the practice squad	WR	Ethan Fernea	Signed to the practice squad
	TE	Nikola Kalinic	Signed to the practice squad	T	Jordan Murray	Signed to the practice squad
	RB	D'Vonte Price	Signed to the practice squad	LB	Forrest Rhyne	Signed to the practice squad
	CB	Chris Wilcox	Signed to the practice squad	DT	Chris Williams	Signed to the practice squad
	WR	Keke Coutee	Signed to the practice squad	S	Will Redmond	Signed to the practice squad
	TE	Jared Scott	Signed to the practice squad	T	Dennis Kelly	Signed as a free agent



# ROSTER/TRANSACTIONS



	CB	Tony Brown	Signed to the practice squad	S	Trevor Denbow	Placed on Injured Reserve list
<b>8/30</b>	LB	Grant Stuard	Acquired in addition to a seventh-round pick in the 2023 NFL Draft from the Tampa Bay Buccaneers in exchange for a sixth-round pick in the 2023 NFL Draft	DT	Curtis Brooks	Waived
	CB	Anthony Chesley	Waived	DE	Kameron Cline	Waived
	QB	Jack Coan	Waived	DB	Marcel Dabo	Waived
	WR	Ethan Fernea	Waived	WR	DeMichael Harris	Waived
	TE	Michael Jacobson	Waived	TE	Nikola Kalinic	Waived
	T	Jordan Murray	Waived	WR	Samson Nacua	Waived
	RB	D'Vonte Price	Waived	LB	Forrest Rhyne	Waived
	G	Josh Seltzner	Waived	LB	James Skalski	Waived
	CB	Marvell Tell III	Waived	T	Ryan Van Demark	Waived
	LB	Sterling Weatherford	Waived	CB	Chris Wilcox	Waived
	DT	Chris Williams	Waived	RB	Ty'Son Williams	Waived
	WR	Keke Coutee	Released	T	Dennis Kelly	Released
	LB	Brandon King	Released	RB	Phillip Lindsay	Released
	DT	RJ McIntosh	Released	S	Will Redmond	Released
	LB	Shaquille Leonard	Removed from Active/Physically Unable to Perform list	P	Rigoberto Sanchez	Placed on Injured Reserve list
	S	Armani Watts	Placed on Injured Reserve list			
<b>8/25</b>	K	Jake Verity	Waived	P	Matt Haack	Signed as a free agent
<b>8/23</b>	C	Alex Mollette	Waived	RB	CJ Verdell	Waived
<b>8/22</b>	WR	D.J. Montgomery	Waived	DT	Caeveon Patton	Waived
<b>8/18</b>	TE	Drew Ogletree	Placed on Injured Reserve list			
<b>8/16</b>	WR	Isaiah Ford	Released	T	Brandon Kemp	Waived
	CB	Alexander Myres	Waived	WR	Michael Young Jr.	Waived
<b>8/15</b>	WR	Mike Strachan	Removed from Active/Physically Unable to Perform list			
<b>8/12</b>	T	Jason Spriggs	Released			
<b>8/9</b>	WR	John Hurst	Waived from the Injured Reserve list with an injury settlement			
<b>8/3</b>	WR	D.J. Montgomery	Signed as a free agent			
<b>8/2</b>	C	Alex Mollette	Signed as a free agent	WR	John Hurst	Placed on Injured Reserve list
	G/T	Carter O'Donnell	Placed on Injured Reserve list			
<b>7/29</b>	DE	Bryan Cox Jr.	Released	DT	Caeveon Patton	Signed as a free agent
<b>7/28</b>	DT	Eric Johnson II	Removed from Active/Non-Football Injury list			
<b>7/27</b>	DE	Tyquan Lewis	Removed from Active/Physically Unable to Perform list	S	Rodney McLeod	Removed from Active/Physically Unable to Perform list
<b>7/26</b>	DT	Caeveon Patton	Waived	WR	Kekoa Crawford	Waived
	WR	Isaiah Ford	Signed as a free agent	WR	John Hurst	Signed as a free agent
<b>7/24</b>	DT	Eric Johnson II	Placed on Active/Non-Football Injury list	LB	Shaquille Leonard	Placed on Active/Physically Unable to Perform list
	DE	Tyquan Lewis	Placed on Active/Physically Unable to Perform list	S	Rodney McLeod	Placed on Active/Physically Unable to Perform list
	WR	Mike Strachan	Placed on Active/Physically Unable to Perform list			
<b>7/23</b>	DE	Scott Patchan	Waived	DT	Byron Cowart	Claimed off waivers (from NE)
<b>6/15</b>	S	Khari Willis	Retired	DE	Headi Odenigbo	Signed as a free agent
<b>6/10</b>	DE	Cullen Wick	Waived	DE	Bryan Cox Jr.	Signed as a free agent
	T	Jason Spriggs	Signed as a free agent			
<b>6/9</b>	LB	Jordan Glasgow	Waived	DT	McKinley Williams III	Waived
<b>5/24</b>	RB	Ty'Son Williams	Signed as a free agent	C	Alex Mollette	Waived
<b>5/23</b>	QB	Nick Foles	Signed as a free agent	QB	James Morgan	Waived
<b>5/20</b>	T	Bernhard Raimann	Signed contract	TE	Jelani Woods	Signed contract
<b>5/18</b>	RB	Phillip Lindsay	Signed as a free agent	RB	Max Borghi	Waived
<b>5/16</b>	WR	Alec Pierce	Signed contract			
<b>5/13</b>	TE	Drew Ogletree	Signed contract	DT	Curtis Brooks	Signed contract
	DB	Rodney Thomas II	Signed contract	RB	Max Borghi	Signed as an undrafted free agent
	QB	Jack Coan	Signed as an undrafted free agent	WR	Kekoa Crawford	Signed as an undrafted free agent
	S	Nick Cross	Signed contract	S	Trevor Denbow	Signed as an undrafted free agent
	LB	JoJo Domann	Signed as an undrafted free agent	WR	Ethan Fernea	Signed as an undrafted free agent
	CB	Dallis Flowers	Signed as an undrafted free agent	C	Wesley French	Signed as an undrafted free agent
	DT	Eric Johnson II	Signed contract	C	Alex Mollette	Signed as an undrafted free agent
	WR	Samson Nacua	Signed as an undrafted free agent	DE	Scott Patchan	Signed as an undrafted free agent
	RB	D'Vonte Price	Signed as an undrafted free agent	LB	Forrest Rhyne	Signed as an undrafted free agent
	G	Josh Seltzner	Signed as an undrafted free agent	LB	James Skalski	Signed as an undrafted free agent
	T	Ryan Van Demark	Signed as an undrafted free agent	RB	CJ Verdell	Signed as an undrafted free agent
	LB	Sterling Weatherford	Signed as an undrafted free agent	DE	Cullen Wick	Signed as an undrafted free agent
	DT	McKinley Williams III	Signed as an undrafted free agent	WR	Michael Young Jr.	Signed as an undrafted free agent
	DB	Marcel Dabo	Signed as an undrafted free agent			
<b>5/10</b>	T	Dennis Kelly	Signed as a free agent	T	Shon Coleman	Released
	LB	Malik Jefferson	Released	TE	Farrod Green	Waived
	TE	Eli Wolf	Waived			
<b>4/19</b>	WR	Ashton Dulin	Signed tender			
<b>4/18</b>	CB	Stephon Gilmore	Signed as an unrestricted free agent (CAR)			
<b>4/15</b>	T	Brandon Kemp	Signed as a free agent			
<b>4/14</b>	S	Rodney McLeod	Signed as an unrestricted free agent (PHI)			
<b>4/13</b>	LB	Brandon King	Signed as an unrestricted free agent (NE)			
<b>4/5</b>	S	Armani Watts	Signed as an unrestricted free agent (KC)			
<b>3/21</b>	QB	Matt Ryan	Acquired from the Atlanta Falcons in exchange for a third-round selection (82nd overall) in the 2022 NFL Draft			
<b>3/18</b>	CB	Brandon Facyson	Signed as an unrestricted free agent (LV)			



# ROSTER/TRANSACTIONS



<b>3/16</b>	LB	Zaire Franklin	Signed contract extension	DE	Tyquan Lewis	Signed contract extension
	T	Matt Pryor	Signed contract extension	QB	Carson Wentz	Traded to Washington with a 2022 second-round selection (47th overall) in the 2022 NFL Draft and a seventh-round selection (240th overall) in the 2022 NFL Draft in exchange for a second-round selection (42nd overall) in the 2022 NFL Draft, a third-round selection (73rd overall) in the 2022 NFL Draft and a conditional third-round selection in the 2023 NFL Draft
	DE	Yannick Ngakoue	Acquired from Las Vegas in exchange for CB-Rock Ya-Sin	CB	Rock Ya-Sin	Traded to Las Vegas in exchange for DE-Yannick Ngakoue
<b>3/15</b>	TE	Mo Alie-Cox	Signed contract extension			
<b>3/8</b>	CB	Tony Brown	Signed as a free agent			
<b>3/7</b>	TE	Jack Doyle	Retired			
<b>2/21</b>	CB	Marvell Tell III	Re-signed			
<b>2/8</b>	DT	RJ McIntosh	Signed to reserve/future contract	K	Jake Verity	Signed to reserve/future contract
<b>1/26</b>	TE	Nikola Kalinic	Signed to reserve/future contract			
<b>1/20</b>	T	Jordan Murray	Signed to reserve/future contract			
<b>1/12</b>	CB	Alexander Myres	Signed to reserve/future contract			
<b>1/11</b>	S	Andrew Senjelo	Activated from the Reserve/COVID-19 list			
<b>1/10</b>	CB	Anthony Chesley	Reverted back to the practice squad	S	Will Redmond	Reverted back to the practice squad
	DT	Chris Williams	Reverted back to the practice squad	LB	Malik Jefferson	Signed to reserve/future contract
	CB	Anthony Chesley	Signed to reserve/future contract	DE	Kameron Cline	Signed to reserve/future contract
	T	Shon Coleman	Signed to reserve/future contract	WR	Keke Coutee	Signed to reserve/future contract
	TE	Farrod Green	Signed to reserve/future contract	WR	DeMichael Harris	Signed to reserve/future contract
	TE	Michael Jacobson	Signed to reserve/future contract	QB	James Morgan	Signed to reserve/future contract
	G/T	Carter O'Donnell	Signed to reserve/future contract	S	Will Redmond	Signed to reserve/future contract
	CB	Chris Wilcox	Signed to reserve/future contract	DT	Chris Williams	Signed to reserve/future contract
	TE	Eli Wolf	Signed to reserve/future contract			
<b>1/8</b>	WR	Parris Campbell	Activated from Injured Reserve list	S	Will Redmond	Elevated to the active roster from the practice squad as a COVID-19 replacement
	DT	Chris Williams	Elevated to the active roster from the practice squad	CB	Anthony Chesley	Elevated to the active roster from the practice squad
<b>1/6</b>	S	Andrew Senjelo	Placed on Reserve/COVID-19 list			
<b>1/5</b>	LS	Luke Rhodes	Activated from the Reserve/COVID-19 list			
<b>1/4</b>	LB	Malik Jefferson	Waived	T	Shon Coleman	Signed to the practice squad
<b>1/3</b>	LS	Kyle Nelson	Reverted back to the practice squad	S	Will Redmond	Reverted back to the practice squad
	DT	Chris Williams	Reverted back to the practice squad	QB	Brett Hundley	Reverted back to the practice squad
	LB	Malik Jefferson	Activated from the Reserve/COVID-19 list	QB	James Morgan	Restored to the practice squad from the Practice Squad/COVID-19 list
	LS	Kyle Nelson	Released from the practice squad	TE	Eli Wolf	Restored to the practice squad from the Practice Squad/COVID-19 list
<b>1/1</b>	CB	T.J. Carrie	Activated from the Reserve/COVID-19 list	T	Braden Smith	Activated from the Reserve/COVID-19 list
	QB	Carson Wentz	Activated from the Reserve/COVID-19 list	LS	Kyle Nelson	Elevated to the active roster from the practice squad
	S	Will Redmond	Elevated to the active roster from the practice squad	QB	Brett Hundley	Elevated to the active roster from the practice squad as a COVID-19 replacement
	DT	Chris Williams	Elevated to the active roster from the practice squad as a COVID-19 replacement	C/G	Joey Hunt	Waived
	T	Greg Senat	Waived	CB	Chris Wilcox	Restored to the practice squad from the Practice Squad/COVID-19 list







# ROSTER/GAME-BY-GAME CAPTAINS



2022 REGULAR SEASON - CAPTAINS				
DATE	OPPONENT	OFFENSE	DEFENSE	SPECIAL TEAMS
9/11	at Houston	Quenton Nelson	DeForest Buckner	NONE
9/18	at Jacksonville	Quenton Nelson	NONE	Zaire Franklin
9/25	Kansas City	Matt Ryan	NONE	Zaire Franklin
10/2	Tennessee	Matt Ryan	Kenny Moore II	NONE
10/6	at Denver	NONE	Kenny Moore II Grover Stewart	NONE
10/16	Jacksonville	NONE	Grover Stewart Yannick Ngakoue DeForest Buckner	NONE
10/23	at Tennessee	Quenton Nelson Ryan Kelly	NONE	Luke Rhodes
10/30	Washington	NONE	Kenny Moore II Rodney McLeod Jr.	Zaire Franklin
11/6	at New England	NONE	Stephon Gilmore Kenny Moore II	NONE
11/13	at Las Vegas	NONE	Zaire Franklin Grover Stewart DeForest Buckner	NONE
11/20	Philadelphia	Quenton Nelson	Grover Stewart DeForest Buckner	NONE
11/28	Pittsburgh	NONE	Zaire Franklin E.J. Speed Bobby Okereke	NONE
12/4	at Dallas	NONE	NONE	E.J. Speed
12/17	at Minnesota	Parris Campbell Quenton Nelson	Zaire Franklin	NONE
12/26	L.A. Chargers	--	--	--
1/1	at N.Y. Giants	--	--	--
1/8	Houston	--	--	--



# ROSTER/GAME-BY-GAME STARTERS



2022 REGULAR SEASON										
OFFENSE										
DATE	OPPONENT	LT	LG	C	RG	RT	TE	WR	QB	RB
9/11	at Houston	Matt Pryor	Quenton Nelson	Ryan Kelly	Danny Pinter	Braden Smith	Mo Alie-Cox	Alec Pierce/ Parris Campbell/ Michael Pittman Jr.	Matt Ryan	Jonathan Taylor
9/18	at Jacksonville	Matt Pryor	Quenton Nelson	Ryan Kelly	Danny Pinter	Braden Smith	Kylen Granson	Parris Campbell/ Ashton Dulin	Matt Ryan	Nyheim Hines/ Jonathan Taylor
9/25	Kansas City	Matt Pryor	Quenton Nelson	Ryan Kelly	Danny Pinter	Braden Smith	Kylen Granson	Parris Campbell/ Michael Pittman Jr.	Matt Ryan	Nyheim Hines/ Jonathan Taylor
10/2	Tennessee	Matt Pryor	Quenton Nelson	Ryan Kelly	Will Fries	Braden Smith	Mo Alie-Cox	Alec Pierce/ Michael Pittman Jr.	Matt Ryan	Nyheim Hines/ Jonathan Taylor
10/6	at Denver	Bernhard Raimann	Quenton Nelson	Ryan Kelly	Braden Smith	Matt Pryor	Mo Alie-Cox	Alec Pierce/ Parris Campbell/ Michael Pittman Jr.	Matt Ryan	Nyheim Hines
10/16	Jacksonville	Bernhard Raimann	Quenton Nelson	Ryan Kelly	Matt Pryor	Braden Smith	Kylen Granson	Alec Pierce/ Parris Campbell/ Michael Pittman Jr.	Matt Ryan	Deon Jackson
10/23	at Tennessee	Dennis Kelly	Quenton Nelson	Ryan Kelly	Matt Pryor	Braden Smith	Mo Alie-Cox	Alec Pierce/ Parris Campbell/ Michael Pittman Jr.	Matt Ryan	Jonathan Taylor
10/30	Washington	Dennis Kelly	Quenton Nelson	Ryan Kelly	Matt Pryor	Braden Smith	Mo Alie-Cox	Alec Pierce/ Parris Campbell/ Michael Pittman Jr.	Sam Ehlinger	Jonathan Taylor
11/6	at New England	Bernhard Raimann	Quenton Nelson	Ryan Kelly	Matt Pryor	Braden Smith	Mo Alie-Cox	Alec Pierce/ Parris Campbell/ Michael Pittman Jr.	Sam Ehlinger	Deon Jackson
11/13	at Las Vegas	Bernhard Raimann	Quenton Nelson	Ryan Kelly	Will Fries	Braden Smith	Mo Alie-Cox	Parris Campbell/ Ashton Dulin/ Michael Pittman Jr.	Matt Ryan	Jonathan Taylor
11/20	Philadelphia	Bernhard Raimann	Quenton Nelson	Ryan Kelly	Will Fries	Braden Smith	Mo Alie-Cox/ Nikola Kalinic	Parris Campbell/ Michael Pittman Jr.	Matt Ryan	Jonathan Taylor
11/28	Pittsburgh	Bernhard Raimann	Quenton Nelson	Ryan Kelly	Will Fries	Braden Smith	Mo Alie-Cox	Alec Pierce/ Parris Campbell/ Michael Pittman Jr.	Matt Ryan	Jonathan Taylor
12/4	at Dallas	Bernhard Raimann	Quenton Nelson	Ryan Kelly	Will Fries	Dennis Kelly	Kylen Granson	Alec Pierce/ Parris Campbell/ Michael Pittman Jr.	Matt Ryan	Jonathan Taylor
12/17	at Minnesota	Bernhard Raimann	Quenton Nelson	Ryan Kelly	Will Fries	Braden Smith	Nikola Kalinic	Alec Pierce/ Parris Campbell/ Michael Pittman Jr.	Matt Ryan	Jonathan Taylor
12/26	L.A. Chargers	--	--	--	--	--	--	--	--	--
1/1	at N.Y. Giants	--	--	--	--	--	--	--	--	--
1/8	Houston	--	--	--	--	--	--	--	--	--

2022 REGULAR SEASON											
DEFENSE											
DATE	OPPONENT	DE	DT	NT	DE	WLB	MLB	SAM	CB	FS	SS
9/11	at Houston	Yannick Ngakoue	DeForest Buckner	Grover Stewart	Kwity Paye	Bobby Okerere	Zaire Franklin	E.J. Speed	Stephon Gilmore/ Kenny Moore II	Julian Blackmon	Nick Cross
9/18	at Jacksonville	Yannick Ngakoue	DeForest Buckner	Grover Stewart	Kwity Paye	Bobby Okerere	Zaire Franklin	E.J. Speed	Stephon Gilmore/ Kenny Moore II	Julian Blackmon	Nick Cross
9/25	Kansas City	Yannick Ngakoue	DeForest Buckner	Grover Stewart	Kwity Paye	Bobby Okerere	Zaire Franklin	--	Stephon Gilmore/ Brandon Facyson/ Kenny Moore II	Julian Blackmon	Nick Cross
10/2	Tennessee	Yannick Ngakoue	Tyquan Lewis	Grover Stewart	Kwity Paye	Zaire Franklin	Shagulle Leonard	E.J. Speed	Stephon Gilmore/ Kenny Moore II	Rodney Thomas II	Rodney McLeod Jr.
10/6	at Denver	Yannick Ngakoue	DeForest Buckner	Grover Stewart	Kwity Paye	Bobby Okerere	Zaire Franklin	E.J. Speed	Stephon Gilmore/ Kenny Moore II	Rodney Thomas II	Rodney McLeod Jr.
10/16	Jacksonville	Yannick Ngakoue	DeForest Buckner	Grover Stewart	Tyquan Lewis	Bobby Okerere	Zaire Franklin	--	Stephon Gilmore/ Kenny Moore II/ Brandon Facyson	Rodney Thomas II	Rodney McLeod Jr.
10/23	at Tennessee	Yannick Ngakoue	DeForest Buckner	Grover Stewart	Tyquan Lewis	Bobby Okerere	Zaire Franklin	--	Stephon Gilmore/ Kenny Moore II/ Isaiah Rodgers Sr.	Rodney Thomas II	Rodney McLeod Jr.
10/30	Washington	Yannick Ngakoue	DeForest Buckner	Grover Stewart	Tyquan Lewis	Bobby Okerere	Zaire Franklin	--	Stephon Gilmore/ Kenny Moore II/ Isaiah Rodgers Sr.	Rodney Thomas II	Rodney McLeod Jr.
11/6	at New England	Yannick Ngakoue	DeForest Buckner	Grover Stewart	Kwity Paye	Bobby Okerere	Zaire Franklin	--	Stephon Gilmore/ Kenny Moore II/ Isaiah Rodgers Sr.	Rodney Thomas II	Rodney McLeod Jr.
11/13	at Las Vegas	Yannick Ngakoue	DeForest Buckner	Grover Stewart	Kwity Paye	Bobby Okerere	Zaire Franklin	--	Stephon Gilmore/ Kenny Moore II/ Isaiah Rodgers Sr.	Julian Blackmon	Rodney McLeod Jr.
11/20	Philadelphia	Yannick Ngakoue	DeForest Buckner	Grover Stewart	Dayo Odeyingbo	Bobby Okerere	Zaire Franklin	--	Stephon Gilmore/ Kenny Moore II/ Isaiah Rodgers Sr.	Julian Blackmon	Rodney McLeod Jr.
11/28	Pittsburgh	Yannick Ngakoue	DeForest Buckner	Grover Stewart	Dayo Odeyingbo	Bobby Okerere	Zaire Franklin	--	Stephon Gilmore/ Kenny Moore II/ Isaiah Rodgers Sr.	Julian Blackmon	Rodney McLeod Jr.
12/4	at Dallas	Yannick Ngakoue	DeForest Buckner	Grover Stewart	Kwity Paye	Bobby Okerere	Zaire Franklin	--	Stephon Gilmore/ Isaiah Rodgers Sr./ Julian Blackmon	Rodney Thomas II	Rodney McLeod Jr.
12/17	at Minnesota	Yannick Ngakoue	DeForest Buckner	Grover Stewart	Kwity Paye	Bobby Okerere	Zaire Franklin	E.J. Speed	Stephon Gilmore/ Isaiah Rodgers Sr.	Julian Blackmon	Rodney McLeod Jr.
12/26	L.A. Chargers	--	--	--	--	--	--	--	--	--	--
1/1	at N.Y. Giants	--	--	--	--	--	--	--	--	--	--
1/8	Houston	--	--	--	--	--	--	--	--	--	--





**C** COLTS STATS

**QUENTON NELSON**

GUARD



# DEFENSIVE STATS



## 2022 REGULAR SEASON INDIANAPOLIS COLTS DEFENSIVE STATS (THROUGH WEEK 15)

POS.	PLAYER	TKL.	AST.	COMB	SACKS	SACKS/YDS.	TFL	QBH	INT./YDS.	PD	FF	FR
LB	Z. Franklin	85	55	140	1.0	1.0/5.5	9	4	0/0	4	2	0
LB	B. Okereke	74	44	118	0.0	0.0/0.0	4	0	0/0	5	1	2
S	R. McLeod Jr.	47	25	72	0.0	0.0/0.0	7	0	1/0	7	0	0
CB	K. Moore II	50	15	65	1.0	1.0/7.0	4	1	0/0	4	0	0
DT	G. Stewart	42	20	62	4.0	4.0/11.0	9	6	0/0	3	0	1
DT	D. Buckner	34	26	60	6.5	6.5/41.5	8	17	0/0	3	1	1
CB	S. Gilmore	47	12	59	0.0	0.0/0.0	0	0	2/31	11	0	0
LB	E. Speed	24	17	41	1.0	1.0/7.0	6	1	0/0	1	1	0
DE	K. Paye	30	8	38	6.0	6.0/35.0	9	9	0/0	0	0	0
S	R. Thomas II	20	15	35	0.0	0.0/0.0	0	0	2/35	3	0	0
CB	I. Rodgers Sr.	24	9	33	0.0	0.0/0.0	1	0	0/0	3	1	1
DE	Y. Ngakoue	16	11	27	9.5	9.5/62.5	7	15	0/0	0	1	0
S	J. Blackmon	19	7	26	1.0	1.0/0.0	1	1	1/17	2	0	0
DE	D. Odeyngbo	13	11	24	3.5	3.5/23.5	3	9	0/0	0	0	0
CB	B. Facyson	18	2	20	0.0	0.0/0.0	0	0	0/0	5	0	0
DE	T. Lewis	8	6	14	1.0	1.0/8.0	2	4	0/0	2	1	0
DE	I. Odenigbo	7	5	12	3.5	3.5/28.0	3	6	0/0	0	1	0
LB	S. Leonard	8	3	11	0.0	0.0/0.0	0	0	1/15	1	0	0
DT	B. Cowart	4	7	11	0.0	0.0/0.0	2	0	0/0	0	0	0
S	N. Cross	8	1	9	0.0	0.0/0.0	0	0	0/0	0	0	1
DE	B. Banogu	3	1	4	0.0	0.0/0.0	0	0	0/0	0	0	0
DT	E. Johnson II	1	2	3	0.0	0.0/0.0	0	0	0/0	0	0	1
CB	D. Flowers	2	0	2	0.0	0.0/0.0	0	0	0/0	0	0	0
CB	T. Brown	1	0	1	1.0	1.0/6.0	1	1	0/0	0	0	0
DE	K. Cline	1	0	1	0.0	0.0/0.0	0	0	0/0	0	0	0
DT	C. Williams	1	0	1	0.0	0.0/0.0	0	1	0/0	0	0	0
<b>COLTS TOTALS</b>		<b>587</b>	<b>302</b>	<b>889</b>	<b>39.0</b>	<b>39.0/235.0</b>	<b>76</b>	<b>75</b>	<b>7/98</b>	<b>54</b>	<b>9</b>	<b>7</b>
<b>OPP. TOTALS</b>		<b>573</b>	<b>381</b>	<b>954</b>	<b>49.0</b>	<b>49.0/359.0</b>	<b>73</b>	<b>111</b>	<b>14/186</b>	<b>75</b>	<b>22</b>	<b>12</b>

Tkl=Tackle, Ast=Assist, Comb=Combined, Tfl=Tackle for a Loss, QBH=Quarterback Hits, Int=Interception, Pd=Pass Defense, Ff=Forced Fumble, Fr=Fumble Recovery

### 2022 COLTS SPECIAL TEAMS

POS.	PLAYER	TK	IS	ASST	TOTAL	FF	FR	BL
LB	Stuard, Grant	7	2	9	0	0	0	0
LB	Speed, E.J.	5	3	8	0	0	0	0
S	Cross, Nick	3	4	7	0	0	0	0
CB	Flowers, Dallis	4	2	6	1	1	0	0
LB	Domann, JoJo	3	3	6	0	0	0	0
CB	Brown, Tony	1	5	6	0	0	0	0
DE	Banogu, Ben	0	5	5	0	0	0	0
S	Blackmon, Julian	3	1	4	0	0	0	0
S	McLeod Jr., Rodney	3	1	4	0	0	0	0
WR	Dulin, Ashton	3	0	3	0	0	0	0
LS	Rhodes, Luke	2	1	3	0	0	0	0
P	Haack, Matt	2	0	2	0	0	0	0
LB	Okereke, Bobby	2	0	2	0	0	0	0
S	Thomas II, Rodney	1	1	2	0	0	0	0
TE	Granson, Kyle	1	0	1	0	1	0	0
LB	Rhyme, Forrest	1	0	1	0	0	0	0
LB	Franklin, Zaire	0	1	1	0	0	0	0
DE	Odenigbo, Ifeadi	0	0	0	0	0	1	1
DT	Stewart, Grover	0	0	0	0	0	2	2
<b>TOTALS</b>		<b>41</b>	<b>29</b>	<b>70</b>	<b>1</b>	<b>2</b>	<b>3</b>	<b>3</b>

### DEFENSIVE STATS BY RANK

SACKS		INTERCEPTIONS		TACKLES FOR LOSS		PASSES DEFENSED		QUARTERBACK HITS	
PLAYER	NO.	PLAYER	NO.	PLAYER	NO.	PLAYER	NO.	PLAYER	NO.
Y. Ngakoue	9.5	S. Gilmore	2	Z. Franklin	9	S. Gilmore	11	D. Buckner	17
D. Buckner	6.5	R. Thomas II	2	K. Paye	9	R. McLeod Jr.	7	Y. Ngakoue	15
K. Paye	6.0	J. Blackmon	1	G. Stewart	9	B. Facyson	5	D. Odeyngbo	9
G. Stewart	4.0	S. Leonard	1	D. Buckner	8	B. Okereke	5	K. Paye	9
I. Odenigbo	3.5	R. McLeod Jr.	1	R. McLeod Jr.	7	Z. Franklin	4	I. Odenigbo	6
D. Odeyngbo	3.5	Y. Ngakoue	7	K. Moore II	4	G. Stewart	4	G. Stewart	6
J. Blackmon	1.0	E. Speed	6	D. Buckner	3	Z. Franklin	4	J. Blackmon	4
T. Brown	1.0	K. Moore II	4	I. Rodgers Sr.	3	T. Lewis	4	T. Lewis	4
Z. Franklin	1.0	B. Okereke	4	G. Stewart	3	J. Blackmon	1	J. Blackmon	1
T. Lewis	1.0	I. Odenigbo	3	R. Thomas II	3	T. Brown	1	T. Brown	1
K. Moore II	1.0	D. Odeyngbo	3	J. Blackmon	2	K. Moore II	1	K. Moore II	1
E. Speed	1.0	B. Cowart	2	T. Lewis	2	E. Speed	1	E. Speed	1
		T. Lewis	2	S. Leonard	1	C. Williams	1	C. Williams	1
		J. Blackmon	1	E. Speed	1				
		T. Brown	1						
		I. Rodgers Sr.	1						



# WEEK-BY-WEEK LEADERS



2022 REGULAR SEASON INDIANAPOLIS COLTS WEEK-BY-WEEK LEADERS  
(THROUGH WEEK 15)

DATE	OPPONENT	SCORING		RUSHING		RECEPTIONS		RECEIVING		TACKLES	SOLO TACKLES	SACKS	INTERCEPTIONS	FORCED FUMBLES	RECOVERED FUMBLES	PASSING YARDS	CARRIES								
		PLAYER	NO.	PLAYER	YARDS	PLAYER	NO.	PLAYER	YARDS									PLAYER	NO.	PLAYER	NO.	PLAYER	NO.	PLAYER	NO.
09/11	at Texans	R. Blankenship	8	J. Taylor	161	M. Pittman Jr.	9	M. Pittman Jr.	121	Z. Franklin	8	Z. Franklin K. Moore II B. Okereke K. Payne	6	K. Payne	2.0	--	E. Speed	1	D. Buckner	1	M. Ryan	352	J. Taylor	31	
09/18	at Jaguars	--	--	J. Taylor	54	A. Dulin	5	A. Dulin	79	B. Okereke	11	B. Okereke	9	--	--	--	--	--	--	--	M. Ryan	195	J. Taylor	9	
09/25	Chiefs	J. Woods	12	J. Taylor	71	M. Pittman Jr.	8	M. Pittman Jr.	72	Z. Franklin	12	Z. Franklin	8	Y. Ngakoua	1.0	R. McLeod Jr.	1	--	--	--	M. Ryan	222	J. Taylor	21	
10/02	Titans	M. Alie-Cox	12	J. Taylor	42	M. Alie-Cox	6	M. Alie-Cox	85	Z. Franklin	15	Z. Franklin	8	G. Stewart K. Payne D. Odleyngbo	1.0	--	--	--	--	--	M. Ryan	356	J. Taylor	20	
10/06	at Broncos	C. McLaughlin	12	D. Jackson	62	A. Pierce	8	A. Pierce	81	B. Okereke Z. Franklin	9	B. Okereke K. Moore II	6	D. Buckner	2.0	S. Gilmore R. Thomas II	1	D. Buckner	1	--	M. Ryan	251	D. Jackson	13	
10/16	Jaguars	C. McLaughlin	8	D. Jackson	42	M. Pittman Jr.	13	M. Pittman Jr.	134	B. Okereke	13	B. Okereke	8	G. Stewart D. Buckner T. Lewis I. Odenigbo	1.0	--	T. Lewis	1	--	--	M. Ryan	389	D. Jackson	12	
10/23	at Titans	P. Campbell	6	J. Taylor	58	P. Campbell	10	P. Campbell	70	G. Stewart	12	G. Stewart	7	Y. Ngakoua K. Moore II	1.0	--	--	B. Okereke	1	M. Ryan	243	J. Taylor	10		
10/30	Commanders	C. McLaughlin	10	J. Taylor	76	M. Pittman Jr.	7	A. Pierce	65	K. Moore II	9	K. Moore II Z. Franklin G. Stewart	6	D. Buckner	1.0	S. Leonard	1	--	--	S. Ehlinger	201	J. Taylor	16		
11/06	at Patriots	C. McLaughlin	3	S. Ehlinger	39	J. Wilkins	4	A. Pierce	23	K. Payne	8	K. Payne	7	K. Payne J. Blackmon	1.0	--	B. Okereke I. Rodgers Sr.	1	B. Okereke	1	S. Ehlinger	103	D. Jackson	11	
11/13	at Raiders	C. McLaughlin	7	J. Taylor	147	M. Pittman Jr.	7	P. Campbell	76	Z. Franklin	10	Z. Franklin	7	G. Stewart	1.0	--	--	--	--	M. Ryan	222	J. Taylor	22		
11/20	Eagles	C. McLaughlin	10	J. Taylor	84	M. Pittman Jr.	6	M. Pittman Jr.	75	Z. Franklin	13	Z. Franklin	5	Y. Ngakoua	1.5	--	Z. Franklin Y. Ngakoua I. Odenigbo	1	G. Stewart	1	M. Ryan	213	J. Taylor	22	
11/28	Steelers	J. Taylor M. Pittman Jr.	6	J. Taylor	86	J. Woods	8	J. Woods	98	Z. Franklin	11	K. Moore II	7	Y. Ngakoua	2.0	--	--	--	--	M. Ryan	199	J. Taylor	20		
12/04	at Cowboys	C. McLaughlin	7	J. Taylor	82	K. Granson P. Campbell A. Pierce	4	A. Pierce	86	Z. Franklin	10	Z. Franklin K. Payne	6	K. Payne	1.0	S. Gilmore	1	--	--	--	M. Ryan	233	J. Taylor	21	
12/17	at Vikings	C. McLaughlin	18	Z. Moss	81	M. Pittman Jr.	10	M. Pittman Jr.	60	B. Okereke	12	B. Okereke Z. Franklin S. Gilmore	6	D. Odleyngbo	2.0	J. Blackmon R. Thomas II	1	Z. Franklin	1	I. Rodgers Sr.	1	M. Ryan	182	Z. Moss	24
12/26	Chargers	--	--	--	--	--	--	--	--	--	--	--	--	--	--	--	--	--	--	--	--	--	--	--	
01/01	at Giants	--	--	--	--	--	--	--	--	--	--	--	--	--	--	--	--	--	--	--	--	--	--	--	
01/08	Texans	--	--	--	--	--	--	--	--	--	--	--	--	--	--	--	--	--	--	--	--	--	--	--	
<b>MOST TIMES LED (INCLUDING TIES)</b>		<b>C. MCLAUGHLIN</b>	<b>8</b>	<b>J. TAYLOR</b>	<b>10</b>	<b>M. PITTMAN JR.</b>	<b>7</b>	<b>M. PITTMAN JR.</b>	<b>5</b>	<b>Z. FRANKLIN</b>	<b>8</b>	<b>Z. FRANKLIN</b>	<b>8</b>	<b>K. PAYE</b> <b>Y. NGAKOUE</b> <b>D. BUCKNER</b>	<b>4</b>	<b>S. GILMORE II</b>	<b>2</b>	<b>Z. FRANKLIN</b>	<b>2</b>	<b>B. OKEREKE</b>	<b>2</b>	<b>M. RYAN</b>	<b>12</b>	<b>J. TAYLOR</b>	<b>10</b>



# WEEK-BY-WEEK NFL RANKINGS



2022 REGULAR SEASON									
		OFFENSE				DEFENSE			
DATE	OPPONENT	TOTAL	RUSH	PASS	*POINTS SCORED	TOTAL	RUSH	PASS	*POINTS SCORED
09/11	at Houston	1	6	2	T-17	10	10	16	T-12
09/18	at Jacksonville	13	12	10	32	11	10	15	17
09/25	Kansas City	22	18	20	32	12	3	17	15
10/02	Tennessee	19	27	10	32	6	6	10	T-13
10/06	at Denver	24	26	14	32	8	4	16	10
10/16	Jacksonville	14	29	5	T-27	10	T-21	10	14
10/23	at Tennessee	16	30	7	30	9	23	7	13
10/30	Washington	18	29	9	30	9	17	8	T-7
11/06	at New England	27	30	12	32	5	12	6	13
11/13	at Las Vegas	24	28	14	30	4	10	7	11
11/20	Philadelphia	24	26	17	31	5	11	7	11
11/28	Pittsburgh	26	25	18	30	6	17	5	11
12/04	at Dallas	25	27	18	30	9	21	4	18
[bye]	--	25	26	19	31	8	21	3	T-18
12/17	at Minnesota	24	25	19	29	12	20	10	T-23

\*Points per game





# SCORING DRIVES



## COLTS 2022 REGULAR SEASON SCORING DRIVES

DATE	OPPONENT	ACQUIRED	DRIVE			Q/TIME	FIRST		IND	OPP
			START	PLAYS	YARDS		DOWNS	SCORING PLAY		
09/11	at Houston	Punt	IND 26	12	47	Q1 6:46	3	R. Blankenship: 45-yard FG	3	0
		Punt	IND 15	11	76	Q4 4:02	5	R. Blankenship: 27-yard FG	6	20
		Fumble	HOU 20	4	20	Q4 2:07	2	J. Taylor: 2-yard run	13	20
		Punt	IND 20	7	80	Q4 2:35	5	M. Pittman Jr.: 15-yard pass from M. Ryan	20	20
09/25	Kansas City	Muffed Punt	KC 4	3	4	Q1 1:23	1	J. Woods: 1-yard pass from M. Ryan	7	0
		Kickoff	IND 29	11	46	Q1 5:54	3	Q2: C. McLaughlin: 43-yard FG	10	6
		Kickoff	IND 25	10	42	Q3 5:03	3	C. McLaughlin: 51-yard FG	13	17
		Missed FG	IND 24	16	76	Q4 8:14	6	J. Woods: 12-yard pass from M. Ryan	20	17
10/02	Tennessee	Kickoff	IND 25	11	66	Q1 5:21	4	Q2: C. McLaughlin: 27-yard FG	3	14
		Kickoff	IND 25	9	75	Q2 5:27	4	M. Alie-Cox: 14-yard pass from M. Ryan	10	24
		Punt	IND 33	8	67	Q3 5:09	4	M. Alie-Cox: 7-yard pass from M. Ryan	17	24
10/06	at Denver	Punt	IND 15	14	52	Q2 3:36	5	C. McLaughlin: 52-yard FG	3	6
		Punt	IND 34	9	34	Q3 3:57	2	C. McLaughlin: 42-yard FG	6	6
		Interception	IND 20	10	67	Q4 2:08	4	C. McLaughlin: 31-yard FG	9	9
		Kickoff	IND 25	8	45	OT 4:10	2	C. McLaughlin: 48-yard FG	12	9
10/16	Jacksonville	Kickoff	IND 23	13	67	Q1 4:52	4	Q2: C. McLaughlin: 28-yard FG	3	7
		Punt	IND 46	8	54	Q2 4:28	4	P. Campbell: 4-yard pass from M. Ryan	10	14
		Punt	IND 39	9	37	Q2 1:10	2	C. McLaughlin: 51-yard FG	13	14
		Kickoff	IND 25	10	75	Q3 5:11	6	D. Jackson: 3-yard run	19	21
		Downs	IND 34	9	66	Q3 3:22	5	Q4: J. Woods: 10-yard pass from M. Ryan	26	21
		Kickoff	IND 34	11	66	Q4 2:27	4	A. Pierce: 32-yard pass from M. Ryan	34	27
10/23	at Tennessee	Punt	IND 42	12	58	Q3 6:20	4	P. Campbell: 4-yard pass from M. Ryan	7	13
		Fumble	IND 45	6	24	Q4 2:35	1	C. McLaughlin: 30-yard FG	10	16
10/30	Washington	Punt	IND 8	11	64	Q1 6:04	3	Q2: C. McLaughlin: 46-yard FG	3	0
		Downs	50 yard	10	29	Q3 4:58	2	C. McLaughlin: 39-yard FG	6	7
		Punt	line	7	60	Q3 3:40	2	Q4: C. McLaughlin: 20-yard FG	9	7
		Interception	IND 38	2	24	Q4 1:11	2	N. Hines: 6-yard run	16	7
		WAS	24							
11/06	at New England	Fumble	NE 40	8	18	Q3 4:40	2	C. McLaughlin: 40-yard FG	3	13
11/13	at Las Vegas	Punt	IND 30	11	70	Q1 6:34	5	M. Ryan: 1-yard run	7	0
		Punt	IND 20	10	50	Q1 4:46	3	Q2: C. McLaughlin: 48-yard FG	10	0
		Kickoff	IND 25	7	45	Q2 0:58	4	C. McLaughlin: 48-yard FG	13	7
		Kickoff	IND 30	2	70	Q3 0:50	1	J. Taylor: 66-yard run	19	14
		Punt	IND 18	5	82	Q4 2:53	2	P. Campbell: 35-yard pass from M. Ryan	25	20
11/20	Philadelphia	Kickoff	IND 25	10	75	Q1 5:23	4	J. Taylor: 1-yard run	7	0
		Punt	IND 45	5	22	Q2 1:30	1	C. McLaughlin: 51-yard FG	10	3
		Fumble	PHI 22	4	5	Q3 1:35	0	C. McLaughlin: 36-yard FG	13	3
		Fumble	IND 34	11	47	Q4 4:57	3	C. McLaughlin: 37-yard FG	16	10
11/28	Pittsburgh	Kickoff	IND 25	10	42	Q2 3:58	3	C. McLaughlin: 51-yard FG	3	13
		Kickoff	PIT 19	4	19	Q3 1:56	2	J. Taylor: 2-yard run	10	16
		Punt	IND 45	6	55	Q3 2:41	3	M. Pittman Jr.: 6-yard pass from M. Ryan	17	16
12/04	at Dallas	Punt	IND 47	6	20	Q1 2:42	1	C. McLaughlin: 52-yard FG	3	0
		Kickoff	IND 21	5	79	Q1 2:13	3	A. Dulin: 14-yard pass from M. Ryan	10	7
		Interception	DAL 19	4	3	Q2 0:57	0	C. McLaughlin: 34-yard FG	13	14
12/17	at Minnesota	Punt	IND 10	15	90	Q3 8:00	6	A. Pierce: 15-yard pass from M. Ryan	19	21
		Kickoff	IND 48	11	44	Q1 5:49	3	C. McLaughlin: 26-yard FG	3	0
		Fumble	IND 34	7	66	Q1 3:29	4	D. Jackson: 1-yard pass from M. Ryan	17	0
		Downs	MIN 31	6	21	Q1 3:03	1	Q2: C. McLaughlin: 28-yard FG	20	0
		Downs	MIN 31	4	0	Q2 0:20	0	C. McLaughlin: 49-yard FG	23	0
12/26	L.A. Chargers	Punt	IND 26	9	65	Q2 3:52	3	C. McLaughlin: 27-yard FG	33	0
		Kickoff	IND 40	6	26	Q3 3:29	2	C. McLaughlin: 52-yard FG	36	7
		--	--	--	--	--	--	--	--	--
01/01	at N.Y. Giants	--	--	--	--	--	--	--	--	
01/08	Houston	--	--	--	--	--	--	--	--	
<b>AVG</b>			<b>8.3</b>	<b>48.7</b>	<b>3:46</b>	<b>3.0</b>				
<b>TOTALS</b>			<b>417</b>	<b>2,435</b>	<b>188:45</b>	<b>148</b>				



# BIG PASS PLAYS (20+ YARDS)



2022 REGULAR SEASON - BIG PASS PLAYS (20+ YARDS)

DATE	OPP.	QTR	COLTS PLAYER	YDS	DOWN	RESULT	QTR	OPP. PLAYER	YDS	DOWN	RESULT	
09/11	at HOU	1	Matt Ryan -> Mike Strachan	20	1-10-IND 41	Downs	3	Davis Mills -> Brandin Cooks	42	1-10-HOU 25	Field Goal	
		2	Matt Ryan -> Michael Pittman Jr.	28	1-10-IND 25	Interception	3	<b>Davis Mills -&gt; O.J. Howard</b>	<b>22T</b>	2-5-IND 22	Touchdown	
		2	Matt Ryan -> Michael Pittman Jr.	23	2-2-IND 46	Punt						
		4	Matt Ryan -> Ashton Dulin	23	1-10-HOU 42	Field Goal	3					
		5	Matt Ryan -> Parris Campbell	20	2-9-IND 7	End Game						
09/18	at JAX	4	Matt Ryan -> Mike Strachan	23	2-14-JAX 31	Downs	2	Trevor Lawrence -> Christian Kirk	26	1-20-JAX 37	Touchdown	
		4	Matt Ryan -> Ashton Dulin	39	2-10-50	Downs	2	Trevor Lawrence -> Christian Kirk	21	1-10-50	Touchdown	
09/25	KC	2	Matt Ryan -> Alec Pierce	30	1-10-IND 1	Fumble	1	Patrick Mahomes -> Travis Kelce	29	3-7-IND 32	Touchdown	
		3	Matt Ryan -> Michael Pittman Jr.	26	1-10-IND 48	Field Goal	3	Patrick Mahomes -> Travis Kelce	29	3-4-KC 18	Downs	
		4	Matt Ryan -> Michael Pittman Jr.	25	1-10-IND 35	Downs	3	Patrick Mahomes -> Noah Gray	26	1-10-KC 38	Downs	
		4	Matt Ryan -> Alec Pierce	25	1-10-IND 35	Downs	4	Patrick Mahomes -> Juju Smith-Schuster	53	3-13-KC 28	Missed FG	
10/02	TEN	1	Matt Ryan -> Parris Campbell	20	2-11-TEN 46	Field Goal	1	Ryan Tannehill -> Derrick Henry	22	1-10-TEN 36	Touchdown	
		2	Matt Ryan -> Jelani Woods	33	1-10-TEN 38	Touchdown	1	Ryan Tannehill -> Chig Okonkwo	23	1-10-IND 42	Touchdown	
		3	Matt Ryan -> Alec Pierce	25	3-3-IND 40	Touchdown						
		3	Matt Ryan -> Kyle Granson	20	1-10-IND 21	Punt						
		4	Matt Ryan -> Mo Alie-Cox	34	1-10-IND 22	Fumble						
10/06	at DEN	1	Matt Ryan -> Alec Pierce	44	2-10-IND 34	Missed FG						
		1	Matt Ryan -> Deon Jackson	21	1-10-IND 25	Punt	3	Russell Wilson -> Courtland Sutton	51	2-8-DEN 27	Missed FG	
							3	Russell Wilson -> Mike Boone	34	2-10-DEN 34	Interception	
							5	Russell Wilson -> Melvin Gordon III	24	1-10-DEN 25	Downs	
							5	Russell Wilson -> Jerry Jeudy	37	1-10-DEN 49	Downs	
10/16	JAX	1	Matt Ryan -> Deon Jackson	20	2-10-IND 14	Punt	3	Trevor Lawrence -> Travis Etienne Jr.	22	1-10-IND 42	Touchdown	
		2	Matt Ryan -> Michael Pittman Jr.	20	2-10-IND 42	Punt	3	Trevor Lawrence -> Tim Jones	20	1-15-IND 22	Touchdown	
		2	Matt Ryan -> Deon Jackson	22	1-10-IND 46	Touchdown						
10/23	at TEN	2	Matt Ryan -> Alec Pierce	20	2-10-IND 16	Punt	1	Ryan Tannehill -> Cody Hollister	27	1-10-TEN 45	Field Goal	
							3	Ryan Tannehill -> Austin Hooper	23	1-10-IND 48	Field Goal	
10/30	WAS	3	Sam Ehlinger -> Alec Pierce	47	2-14-IND 19	Fumble	2	Taylor Heinicke -> Terry McLaurin	42	1-10-WAS 39	Touchdown	
		3	Sam Ehlinger -> Parris Campbell	38	2-11-IND 37	Field Goal	2	Taylor Heinicke -> Curtis Samuel	20	2-6-WAS 14	Punt	
		4	Sam Ehlinger -> Nyheim Hines	22	1-10-WAS 25	Field Goal	4	Taylor Heinicke -> Cam Sims	21	1-10-WAS 45	Touchdown	
							4	Taylor Heinicke -> Terry McLaurin	33	1-10-IND 34	Touchdown	
11/06	at NE	2	Sam Ehlinger -> Alec Pierce	23	1-10-NE 46	Missed FG	1	Mac Jones -> Jenu Smith	24	1-10-NE 27	Field Goal	
							4	Mac Jones -> Hunter Henry	30	3-9-IND 44	Field Goal	
11/13	at LV	1	Matt Ryan -> Kyle Granson	32	2-9-LV 43	Touchdown	2	Derek Carr -> Foster Moreau	21	1-10-LV 33	Touchdown	
		2	Matt Ryan -> Kabe Coubou	20	2-10-LV 42	Fumble	4	<b>Derek Carr -&gt; Davante Adams</b>	<b>48T</b>	3-10-IND 48	Touchdown	
		4	<b>Matt Ryan -&gt; Parris Campbell</b>	<b>35T</b>	2-9-LV 35	Touchdown						
11/20	PHI	1	Matt Ryan -> Michael Pittman Jr.	24	3-6-IND 29	Touchdown	1	Jalen Hurts -> A.J. Brown	29	1-10-PHI 16	Punt	
		4	Matt Ryan -> Parris Campbell	31	3-3-PHI 36	Field Goal	3	Jalen Hurts -> DeVonta Smith	24	2-9-PHI 26	Downs	
							4	<b>Jalen Hurts -&gt; Quez Watkins</b>	<b>22T</b>	2-10-IND 22	Touchdown	
							2	Kenny Pickett -> CeeDee Lamb	35	1-10-PIT 21	Touchdown	
11/28	PIT	3	Matt Ryan -> Jelani Woods	28	3-6-PIT 35	Touchdown						
		4	Matt Ryan -> Michael Pittman Jr.	28	1-10-IND 7	Downs						
		1	Matt Ryan -> Alec Pierce	45	1-10-IND 40	Touchdown	2	<b>Dak Prescott -&gt; CeeDee Lamb</b>	<b>20T</b>	3-9-IND 20	Touchdown	
		4	Matt Ryan -> Jelani Woods	27	1-10-IND 43	Interception	2	Dak Prescott -> GabeDee Lamb	22	3-2-IND 31	Touchdown	
12/04	at DAL	1	Matt Ryan -> Alec Pierce	45	1-10-IND 40	Touchdown	4	Dak Prescott -> Dalton Schultz	72	2-9-DAL 48	Touchdown	
		4	Matt Ryan -> Alec Pierce	27	1-10-IND 43	Interception	2					
							4					
							2					
							4					
12/17	at MIN	1	Matt Ryan -> Jelani Woods	36	1-10-IND 45	Touchdown	3	Kirk Cousins -> K.J. Osborn	63	2-12-MIN 33	Touchdown	
		2	Matt Ryan -> Kyle Granson	21	2-1-MIN 49	Field Goal	4	Kirk Cousins -> Justin Jefferson	20	2-17-MIN 32	Touchdown	
							4	<b>Kirk Cousins -&gt; Dalvin Cook</b>	<b>64T</b>	1-10-MIN 36	Touchdown	
							5	Kirk Cousins -> Adam Thielen	21	1-10-MIN 39	Field Goal	
12/26	LAC	--	--	--	--	--	--	--	--	--		
01/01	at NYG	--	--	--	--	--	--	--	--	--		
01/08	HOU	--	--	--	--	--	--	--	--	--		
<b>TOTALS</b>			<b>37 - 1,022 (27.6), 2 TDS</b>					<b>38 - 1,127 (29.7), 5 TDS</b>				





# BIG RUN PLAYS (10+ YARDS)



## 2022 REGULAR SEASON - BIG RUN PLAYS (10+ YARDS)

DATE	OPP.	QTR	COLTS PLAYER	YDS.	DOWN	RESULT	QTR	OPP. PLAYER	YDS.	DOWN	RESULT
09/11	at Houston	1	Jonathan Taylor	17	1-10-HOU 39	Downs		NONE			
		2	Jonathan Taylor	13	3-1-HOU 38	Interception					
		4	Jonathan Taylor	13	2-1-IND 45	Touchdown					
		4	Jonathan Taylor	13	1-10-HOU 42	Touchdown					
		4	Jonathan Taylor	14	1-10-HOU 29	Touchdown					
5	Matt Ryan	10	2-10-IND 31	Missed FG							
09/18	at Jacksonville	3	Jonathan Taylor	21	1-10-IND 23	Downs	2	<b>James Robinson</b>	<b>37T</b>	1-10-IND 37	Touchdown
		4	Jonathan Taylor	21	3-2-JAX 48	Downs					
09/25	Kansas City	4	Jonathan Taylor	13	1-20-KC 39	Touchdown	3	Patrick Mahomes	10	1-10-IND 13	Field Goal
10/02	Tennessee	1	Jonathan Taylor	10	2-9-IND 26	Fumble	1	Derrick Henry	12	1-10-IND 19	Touchdown
		3	Jonathan Taylor	11	1-5-TEN 30	Touchdown	1	<b>Derrick Henry</b>	<b>19T</b>	1-10-IND 19	Touchdown
						2	Derrick Henry	18	1-10-IND 22	Touchdown	
						2	Derrick Henry	12	1-10-TEN 44	End Half	
10/06	at Denver	2	Phillip Lindsay	15	2-6-DEN 39	Interception	1	Russell Wilson	18	2-10-IND 31	Field Goal
		3	Deon Jackson	13	2-9-DEN 44	Field Goal	4	Melvin Gordon III	17	1-10-DEN 15	Interception
		4	Deon Jackson	12	1-10-IND 39	Punt	4	Mike Boone	18	1-10-DEN 45	Interception
		4	Deon Jackson	17	2-1-DEN 34	Field Goal					
10/16	Jacksonville	3	Deon Jackson	11	1-10-JAX 14	Touchdown	1	Travis Etienne Jr.	48	1-10-JAX 25	Punt
							1	James Robinson	14	1-10-JAX 44	Touchdown
							1	Jamal Agnew	19	1-10-IND 20	Touchdown
							2	<b>JaMycal Hasty</b>	<b>61T</b>	3-1-JAX 39	Touchdown
							3	Travis Etienne Jr.	27	1-10-JAX 25	Touchdown
							3	James Robinson	11	1-10-JAX 19	Downs
					4	Trevor Lawrence	13	1-10-IND 28	Touchdown		
10/23	at Tennessee	1	Jonathan Taylor	11	3-1-IND 34	Punt	2	Derrick Henry	23	1-10-TEN 43	Field Goal
		2	Jonathan Taylor	14	2-6-IND 27	Interception	4	Derrick Henry	11	1-10-TEN 43	End Game
						4	Derrick Henry	21	2-8-IND 44	End Game	
10/30	Washington	1	Jonathan Taylor	27	3-2-IND 48	Field Goal	3	Curtis Samuel	11	2-4-WAS 31	Downs
		2	Parris Campbell	28	1-10-IND 19	Fumble					
11/06	at New England	4	Sam Ehlinger	19	2-10-IND 25	Downs	1	Rhamondre Stevenson	11	1-10-IND 49	Field Goal
							2	Rhamondre Stevenson	16	1-20-IND 42	Field Goal
							2	Rhamondre Stevenson	10	2-8-NE 26	Punt
11/13	at Las Vegas	2	Jonathan Taylor	13	2-6-50	Field Goal	2	Josh Jacobs	22	1-10-IND 35	Touchdown
		3	<b>Jonathan Taylor</b>	<b>66T</b>	2-6-IND 34	Touchdown					
		4	Matt Ryan	39	3-3-IND 25	Touchdown					
11/20	Philadelphia	1	Jonathan Taylor	28	1-10-PHI 47	Touchdown	2	Miles Sanders	10	1-10-IND 35	Field Goal
		2	Jonathan Taylor	11	2-10-IND 10	Punt	2	Jalen Hurts	12	1-10-IND 14	Field Goal
							4	Jalen Hurts	23	1-10-IND 45	Touchdown
							4	Jalen Hurts	11	1-10-PHI 43	Fumble
11/28	Pittsburgh	2	Jonathan Taylor	10	1-10-IND 25	Field Goal	1	Anthony McFarland Jr.	14	2-10-50	Field Goal
		3	Jonathan Taylor	13	1-10-IND 43	Fumble	2	Jr.	16	1-10-IND 49	Field Goal
		4	Matt Ryan	14	2-17-PIT 40	Downs	4	Benny Snell Jr.	13	2-1-IND 37	Touchdown
12/04	at Dallas	1	Jonathan Taylor	14	2-5-IND 26	Touchdown	1	Ezekiel Elliott	10	2-7-IND 46	Touchdown
		3	Jonathan Taylor	19	2-8-IND 12	Touchdown	2	Tony Pollard	17	1-10-DAL 44	Touchdown
							2	CeeDee Lamb	14	3-1-DAL 21	Interception
							3	Tony Pollard	22	2-6-DAL 29	Touchdown
							4	<b>Tony Pollard</b>	<b>30T</b>	1-10-IND 30	Touchdown
							4	Ezekiel Elliott	22	1-10-IND 27	Touchdown
					4	<b>Malik Davis</b>	<b>23T</b>	3-4-IND 23	Touchdown		
12/17	at Minnesota	1	Michael Pittman Jr.	19	1-10-IND 48	Field Goal	1	Dalvin Cook	40	1-10-MIN 25	Fumble
		2	Deon Jackson	16	1-10-IND 26	Field Goal	3	Dalvin Cook	19	1-10-MIN 25	Touchdown
		3	Zack Moss	11	1-10-IND 40	Field Goal					
		4	Michael Pittman Jr.	11	1-10-IND 17	Punt					
4	Zack Moss	11	1-10-IND 44	Downs							
12/26	L.A. Chargers	--	--	--	--	--	--	--	--	--	
01/01	at N.Y. Giants	--	--	--	--	--	--	--	--	--	
01/08	Houston	--	--	--	--	--	--	--	--	--	
<b>TOTALS</b>				<b>36 - 618 (17.2), 1 TDS</b>					<b>40 - 775 (19.4), 5 TDS</b>		



# GAME-BY-GAME DEFENSE



## 2022 REGULAR SEASON COLTS GAME-BY-GAME DEFENSE

	09/11 @ HOU	09/18 @ JAX	09/25 KC	10/02 TEN	10/06 @ DEN	10/16 JAX	10/23 @ TEN	10/30 WAS	11/06 @ NE	11/13 @ LV	11/20 PHI	11/28 PIT	12/04 @ DAL	12/17 @ MIN	12/26 LAC	01/01 @ NYG	01/08 HOU	Totals
<b>FIRST DOWNS</b>																		
Total	20	21	20	19	18	25	16	20	11	18	18	22	23	32				<b>283</b>
Rushing	4	6	6	6	6	13	8	7	5	7	10	11	10	4				<b>103</b>
Passing	12	14	12	9	11	8	6	13	6	10	6	10	11	22				<b>150</b>
Penalty	4	1	2	4	1	4	2	0	0	1	2	1	2	6				<b>30</b>
<b>THIRD DOWNS</b>																		
Attempts	15	15	10	12	15	10	12	12	17	13	12	14	13	15				<b>185</b>
Converted	5	6	3	5	2	5	5	2	6	5	5	7	7	5				<b>68</b>
Percentage	33.3%	40.0%	30.0%	41.7%	13.3%	50.0%	41.7%	16.7%	35.3%	38.5%	41.7%	50.0%	53.8%	33.3%				<b>36.8%</b>
<b>FOURTH DOWNS</b>																		
Attempts	0	3	2	0	2	2	0	3	0	3	2	0	1	3				<b>21</b>
Converted	0	2	1	0	1	1	0	2	0	1	1	0	1	0				<b>10</b>
Percentage	0	66.7%	50.0%	0	50.0%	50.0%	0	66.7%	0	33.3%	50.0%	0	100.0%	0.0%				<b>47.6%</b>
<b>TOT. OFFENSE</b>																		
Net Yards	299	331	315	243	375	379	254	362	203	309	314	323	385	518				<b>4,610</b>
Plays	68	67	60	52	71	59	57	61	62	64	61	67	65	86				<b>900</b>
Avg./Play	4.4	4.9	5.3	4.7	5.3	6.4	4.5	5.9	3.3	4.8	5.1	4.8	5.9	6.0				<b>5.1</b>
<b>RUSHING</b>																		
Net Yards	77	96	58	127	125	243	138	96	70	77	141	172	220	92				<b>1,732</b>
Rush. Att.	28	37	23	28	28	33	35	28	28	28	24	33	36	34	24			<b>419</b>
Avg./Att.	2.8	2.6	2.5	4.5	4.5	7.4	3.9	3.4	2.5	3.2	4.3	4.8	6.5	3.8				<b>4.1</b>
<b>PASSING</b>																		
Net Yards	222	235	257	116	250	136	116	266	133	232	173	151	165	426				<b>2,878</b>
Attempts	37	30	36	21	39	22	20	31	30	38	25	28	30	55				<b>442</b>
Completions	23	25	20	17	21	20	13	23	20	24	18	20	20	34				<b>298</b>
Intercepted	0	0	1	0	2	0	0	1	0	0	0	0	1	2				<b>7</b>
Gross Yards	240	235	262	137	274	165	132	279	147	248	190	174	170	460				<b>3,113</b>
Sacked	3.0	0.0	1.0	3.0	4.0	4.0	2.0	4.0	2.0	3.0	3.0	1.0	7.0	3.0				<b>39.0</b>
Yards Lost	18	0	5	21	24	29	16	13	14	16	17	23	5	34				<b>235</b>
<b>ADVANCES</b>																		
Rushes	28	37	23	28	28	33	35	28	28	24	33	36	34	24				<b>419</b>
Completions	23	25	20	17	21	20	13	23	20	24	18	20	20	34				<b>298</b>
Totals	51	62	43	45	49	53	48	51	48	48	51	56	54	58				<b>717</b>
Total Drives	14	11	10	10	14	10	10	11	14	10	12	10	12	19				<b>167</b>
<b>PENALTIES</b>																		
Number	6	3	6	6	7	4	2	3	4	10	7	3	3	9				<b>73</b>
Yards	40	19	45	40	49	44	15	52	35	74	55	19	43	74				<b>604</b>
<b>FUMBLES</b>																		
Number	1	0	2	0	2	2	1	0	2	0	4	0	0	1				<b>15</b>
Lost	1	0	1	0	0	1	1	0	1	0	2	0	0	1				<b>8</b>
<b>PUNTING</b>																		
Yards	318	228	170	211	229	151	164	294	271	294	167	182	198	231				<b>3,108</b>
Punts	7	5	3	4	5	3	3	6	7	5	4	4	4	6				<b>66</b>
Net Avg.	40.6	37.8	53.3	47.8	41.4	44.0	39.0	45.8	34.4	53.4	35.5	40.5	43.5	33.0				<b>42.0</b>
Gross Avg.	45.4	45.6	56.7	52.8	45.8	50.3	54.7	49.0	38.7	58.8	41.8	45.5	49.5	38.5				<b>47.1</b>
<b>SCORING</b>																		
Points	20	24	17	24	9	27	19	17	26	20	17	24	54	39				<b>337</b>
Q1	0	7	6	14	3	7	3	0	0	0	0	3	7	0				<b>50</b>
Q2	10	10	8	10	3	7	10	7	13	7	3	13	14	0				<b>115</b>
Q3	10	7	3	0	3	7	0	0	3	7	0	0	0	14				<b>54</b>
Q4	0	0	0	0	0	6	6	10	10	6	14	8	33	22				<b>115</b>
OT	0	0	0	0	0	0	0	0	0	0	0	0	0	3				<b>3</b>
TD Rushing	0	1	1	1	0	3	0	1	0	1	1	2	4	1				<b>16</b>
TD Passing	2	2	1	2	0	1	0	1	1	2	1	0	3	4				<b>20</b>
TD KO Returns	0	0	0	0	0	0	0	0	0	0	0	0	0	0				<b>0</b>
TD Punt Returns	0	0	0	0	0	0	0	0	0	0	0	0	0	0				<b>0</b>
TD Sp. Teams	0	0	0	0	0	0	0	0	0	0	0	0	0	0				<b>0</b>
TD Def. Returns	0	0	0	0	0	0	1	0	1	0	0	0	1	0				<b>3</b>
FG Attempts	2	1	2	1	4	0	4	1	4	0	1	3	0	1				<b>24</b>
FG Made	2	1	1	1	3	0	4	1	4	0	1	3	0	1				<b>22</b>
Safety	0	0	0	0	0	0	0	0	0	0	0	0	0	0				<b>0</b>
2-Pt Attempts	0	0	1	0	0	1	0	0	1	0	1	1	1	1				<b>6</b>
2-Pt Made	0	0	1	0	0	0	0	0	0	0	1	0	1	1				<b>3</b>
Time of Possession	30:23	38:15	26:28	26:03	32:51	31:11	31:33	30:40	31:06	30:59	29:22	34:22	28:41	33:20				<b>435:14</b>



# GAME-BY-GAME OFFENSE



## 2022 REGULAR SEASON COLTS GAME-BY-GAME OFFENSE

	09/11 @ HOU	09/18 @ JAX	09/25 KC	10/02 TEN	10/06 @ DEN	10/16 JAX	10/23 @ TEN	10/30 WAS	11/06 @ NE	11/13 @ LV	11/20 PHI	11/28 PIT	12/04 DAL	12/17 @ MIN	12/26 LAC	01/01 @ NYG	01/08 HOU	Totals
<b>FIRST DOWNS</b>																		
Total	33	9	19	21	19	29	17	15	8	20	14	19	18	20				<b>261</b>
Rushing	11	3	5	3	4	4	5	5	4	8	4	6	5	8				<b>75</b>
Passing	20	6	12	17	14	22	12	8	3	10	9	11	12	11				<b>167</b>
Penalty	2	0	2	1	1	3	0	2	1	2	1	2	1	1				<b>19</b>
<b>THIRD DOWNS</b>																		
Attempts	15	10	15	13	16	15	13	12	14	11	15	12	13	19				<b>193</b>
Converted	6	2	6	7	4	10	4	5	0	6	5	3	4	6				<b>68</b>
Percentage	40.0%	20.0%	40.0%	53.8%	25.0%	66.7%	30.8%	41.7%	0.0%	54.5%	33.3%	25.0%	30.8%	31.6%				<b>35.2%</b>
<b>FOURTH DOWNS</b>																		
Attempts	1	2	3	0	0	0	1	0	2	0	1	3	3	1				<b>17</b>
Converted	0	0	1	0	0	0	1	0	0	0	0	2	3	0				<b>7</b>
Percentage	0.0%	0.0%	33.3%	0	0	0	100.0%	0	0.0%	0	0.0%	66.7%	100.0%	0.0%				<b>41.2%</b>
<b>TOT. OFFENSE</b>																		
Net Yards	517	218	259	365	306	434	292	324	121	415	284	290	309	341				<b>4,475</b>
Plays	90	48	69	63	73	74	64	54	60	59	62	62	70	79				<b>927</b>
Avg./Play	5.7	4.5	3.8	5.8	4.2	5.9	4.6	6.0	2.0	7.0	4.6	4.7	4.4	4.3				<b>4.8</b>
<b>RUSHING</b>																		
Net Yards	177	54	82	38	106	45	65	135	78	207	99	110	106	171				<b>1,473</b>
Rush. Att.	38	13	27	23	26	16	17	29	22	30	26	25	30	43				<b>365</b>
Avg./Att.	4.7	4.2	3.0	1.7	4.1	2.8	3.8	4.7	3.5	6.9	3.8	4.4	3.5	4.0				<b>4.0</b>
<b>PASSING</b>																		
Net Yards	340	164	177	327	200	389	227	189	43	208	185	180	203	170				<b>3,002</b>
Attempts	50	30	37	37	41	58	44	23	29	28	32	34	37	33				<b>513</b>
Completions	32	16	27	27	26	42	33	17	15	21	23	22	21	19				<b>341</b>
Intercepted	1	3	0	1	2	0	2	0	1	0	0	1	3	0				<b>14</b>
Gross Yards	352	195	222	356	251	389	243	201	103	222	213	199	233	182				<b>3,361</b>
Sacked	2.0	5.0	5.0	3.0	6.0	0.0	3.0	2.0	9.0	1.0	4.0	3.0	3.0	3.0				<b>49.0</b>
Yards Lost	12	31	45	29	51	0	16	12	60	14	28	19	30	12				<b>359</b>
<b>ADVANCES</b>																		
Rushes	38	13	27	23	26	16	17	29	22	30	26	25	30	43				<b>365</b>
Completions	32	16	27	27	26	42	33	17	15	21	23	22	21	19				<b>341</b>
Totals	70	29	54	50	52	58	50	46	37	51	49	47	51	62				<b>706</b>
Total Drives	13	11	11	9	13	9	10	12	15	11	11	10	14	16				<b>165</b>
<b>PENALTIES</b>																		
Number	7	5	4	7	8	7	4	3	2	4	8	2	6	11				<b>78</b>
Yards	89	30	34	50	64	52	28	25	15	25	90	20	88	103				<b>713</b>
<b>FUMBLES</b>																		
Number	5	2	2	3	4	2	1	2	0	2	2	3	2	3				<b>33</b>
Lost	1	0	1	2	0	0	1	2	0	1	1	1	2	1				<b>13</b>
<b>PUNTING</b>																		
Yards	179	227	154	67	310	110	176	227	348	143	208	150	119	305				<b>2,723</b>
Punts	4	5	3	2	7	3	5	4	9	3	4	3	3	7				<b>62</b>
Net Avg.	44.8	44.0	47.3	33.5	40.6	34.0	31.2	51.0	31.4	42.0	43.8	44.0	39.7	41.7				<b>40.5</b>
Gross Avg.	44.8	45.4	51.3	33.5	44.3	36.7	35.2	56.8	38.7	47.7	52.0	50.0	39.7	43.6				<b>43.9</b>
<b>SCORING</b>																		
Points	20	0	20	17	12	34	10	16	3	25	16	17	19	36				<b>245</b>
Q1	3	0	7	0	0	0	0	0	0	7	7	0	10	17				<b>51</b>
Q2	0	0	3	10	3	13	0	3	0	6	3	3	3	16				<b>63</b>
Q3	0	0	3	7	3	6	7	3	3	6	3	14	6	3				<b>64</b>
Q4	17	0	7	0	3	15	3	10	0	6	3	0	0	0				<b>64</b>
OT	0	0	0	0	3	0	0	0	0	0	0	0	0	0				<b>3</b>
TD Rushing	1	0	0	0	1	0	1	0	2	1	1	1	0	0				<b>7</b>
TD Passing	1	0	2	2	0	3	1	0	0	1	0	1	2	1				<b>14</b>
TD KO Returns	0	0	0	0	0	0	0	0	0	0	0	0	0	0				<b>0</b>
TD Punt Returns	0	0	0	0	0	0	0	0	0	0	0	0	0	0				<b>0</b>
TD Sp. Teams	0	0	0	0	0	0	0	0	0	0	0	0	0	1				<b>1</b>
TD Def. Returns	0	0	0	0	0	0	0	0	0	0	0	0	0	1				<b>1</b>
FG Attempts	3	0	2	2	4	2	1	3	2	3	4	2	2	5				<b>35</b>
FG Made	2	0	2	1	4	2	1	3	1	2	3	1	2	5				<b>29</b>
Safety	0	0	0	0	0	0	0	0	0	0	0	0	0	0				<b>0</b>
2-Pt Attempts	0	0	0	0	0	2	0	0	2	0	0	0	1	0				<b>5</b>
2-Pt Made	0	0	0	0	0	1	0	0	0	0	0	0	0	0				<b>1</b>
Time of Possession	39:37	21:45	33:32	33:57	34:36	28:49	28:27	29:20	28:54	29:01	30:38	25:38	31:19	36:37				<b>432:10</b>



# GOAL TO GO SITUATIONS



DATE	OPPONENT	OFFENSE	DEFENSE
09/11	at Houston	Lost on Downs Field Goal - 27 yards TD - Run	NONE
09/18	at Jacksonville	Lost on Downs	NONE
09/25	Kansas City	TD - Pass	TD - Pass TD - Run Field Goal - 26 yards
10/02	Tennessee	Field Goal - 27 yards TD - Pass TD - Pass	TD - Pass
10/06	at Denver	NONE	Field Goal Blocked
10/16	Jacksonville	Field Goal - 28 yards TD - Pass TD - Run TD - Run TD - Pass	TD - Run TD - Run TD - Pass
10/23	at Tennessee	TD - Pass	NONE
10/30	Washington	Field Goal - 20 yards TD - Run	TD - Pass TD - Run
11/06	at New England	NONE	TD - Pass Field Goal - 28 yards
11/13	at Las Vegas	TD - Run	TD - Run
11/20	Philadelphia	TD - Run Field Goal - 37 yards	Field Goal - 22 yards TD - Run
11/28	Pittsburgh	TD - Run Fumble TD - Pass	TD - Run Field Goal - 25 yards TD - Run
12/04	at Dallas	NONE	TD - Run TD - Pass TD - Run
12/17	at Minnesota	Field Goal - 26 yards TD - Pass	TD - Pass TD - Run TD - Pass
12/26	L.A. Chargers	--	--
01/01	at N.Y. Giants	--	--
01/08	Houston	--	--

## OFFENSE DEFENSE

<b>Goal-To-Go Situations</b>	23	24
<b>Scores</b>	20	23
<b>Touchdowns</b>	14	19
<b>Field Goals</b>	6	4
<b>Total Points</b>	115	145
<b>Fumbles</b>	1	0
<b>Interceptions</b>	0	0
<b>Missed Field Goals</b>	0	0
<b>Missed Field Goals (G2G)</b>	0	1
<b>Lost on Downs</b>	2	0
<b>End of Half/Game</b>	0	0
<b>Goal-to-Go Percentage</b>	60.9	79.2



# GOAL TO GO/INSIDE THE 20



## 2022 REGULAR SEASON

		INSIDE THE 20		GOAL TO GO SITUATIONS	
DATE	OPPONENT	OFFENSE	DEFENSE	OFFENSE	DEFENSE
09/11	at Houston	Downs FG - 27 yards TD - Run TD - Pass Missed FG	TD - Pass	Lost on Downs FG - 27 yards TD - Run	NONE
09/18	at Jacksonville	Downs Downs	TD - Pass TD - Pass	Lost on Downs	NONE
09/25	Kansas City	TD - Pass FG - 51 yards TD - Pass	TD - Pass TD - Run FG - 26 yards Missed FG	TD - Pass	TD - Pass TD - Run FG - 26 yards
10/02	Tennessee	FG - 27 yards TD - Pass TD - Pass	TD - Pass TD - Run TD - Pass	FG - 27 yards TD - Pass TD - Pass	TD - Pass
10/06	at Denver	FG - 52 yards FG - 31 yards	FG - 33 yards Missed FG Interception Downs	NONE	FG Blocked
10/16	Jacksonville	FG - 28 yards TD - Pass TD - Run TD - Pass	TD - Run TD - Run TD - Pass	FG - 28 yards TD - Pass TD - Run TD - Pass	TD - Run TD - Run TD - Pass
10/23	at Tennessee	TD - Pass	FG - 27 yards FG - 28 yards	TD - Pass	NONE
10/30	Washington	Fumble FG - 20 yards TD - Run	TD - Pass FG - 28 yards TD - Run	FG - 20 yards TD - Run	TD - Pass TD - Run
11/06	at New England	Missed FG FG - 40 yards	TD - Pass FG - 28 yards	NONE	TD - Pass FG - 28 yards
11/13	at Las Vegas	TD - Run Missed FG	TD - Pass TD - Run Downs	TD - Run	TD - Run
11/20	Philadelphia	TD - Run FG - 36 yards FG - 37 yards	FG - 22 yards TD - Run	TD - Run FG - 37 yards	FG - 22 yards TD - Run
11/28	Pittsburgh	TD - Run Fumble TD - Pass	TD - Run FG - 25 yards TD - Run	TD - Run Fumble TD - Pass	TD - Run FG - 25 yards TD - Run
12/04	at Dallas	TD - Pass FG - 34 yards TD - Pass	TD - Run TD - Pass TD - Pass TD - Run	NONE	TD - Run TD - Pass TD - Run
12/17	at Minnesota	FG - 26 yards TD - Pass FG - 28 yards FG - 27 yards	TD - Pass TD - Run TD - Pass TD - Pass	FG - 26 yards TD - Pass	TD - Pass TD - Run TD - Pass
12/26	L.A. Chargers	--	--	--	--
01/01	at N.Y. Giants	--	--	--	--
01/08	Houston	--	--	--	--

### OFFENSE DEFENSE

### OFFENSE DEFENSE

<b>Inside the 20</b>	40	40	<b>Goal-To-Go Situations</b>	23	24
<b>Scores</b>	32	35	<b>Scores</b>	20	23
<b>Touchdowns</b>	18	27	<b>Touchdowns</b>	14	19
<b>Field Goals</b>	14	8	<b>Field Goals</b>	6	4
<b>Total Points in 20</b>	166	213	<b>Total Points</b>	115	145
<b>Fumbles</b>	2	0	<b>Fumbles</b>	1	0
<b>Interceptions</b>	0	1	<b>Interceptions</b>	0	0
<b>Missed Field Goals</b>	3	2	<b>Missed Field Goals (G2G)</b>	0	1
<b>Lost on Downs</b>	3	2	<b>Lost on Downs</b>	2	0
<b>End of Half/Game</b>	0	0	<b>End of Half/Game</b>	0	0
<b>TDs Outside</b>	3	9	<b>Goal-to-Go Percentage</b>	60.9	79.2
<b>Red-Zone Percentage</b>	45.0	67.5			





# INDIVIDUAL GXG STATS: PASSING



## 2022 REGULAR SEASON INDIVIDUAL GAME-BY-GAME STATS

PASSING:		MATT RYAN												
DATE	OPP.	ATT	CMP	YDS	CMP%	Y/A	Y/C	TD	TD%	INT	INT%	LG	SK/YD	RATE
09/11	at Houston	50	32	352	64.0%	7.0	11.0	1	2.0%	1	2.0%	28	2/12	83.1
09/18	at Jacksonville	30	16	195	53.3%	6.5	12.2	0	0.0%	3	10.0%	39	5/31	34.0
09/25	Kansas City	37	27	222	73.0%	6.0	8.2	2	5.4%	0	0.0%	30	5/45	105.9
10/02	Tennessee	37	27	356	73.0%	9.6	13.2	2	5.4%	1	2.7%	44	3/29	109.7
10/06	at Denver	41	26	251	63.4%	6.1	9.7	0	0.0%	2	4.9%	21	6/51	60.1
10/16	Jacksonville	58	42	389	72.4%	6.7	9.3	3	5.2%	0	0.0%	32t	0/0	107.6
10/23	at Tennessee	44	33	243	75.0%	5.5	7.4	1	2.3%	2	4.5%	20	3/16	76.2
10/30	Washington	ON INACTIVE LIST												
11/06	at New England	ON INACTIVE LIST												
11/13	at Las Vegas	28	21	222	75.0%	7.9	10.6	1	3.6%	0	0.0%	35t	1/14	109.5
11/20	Philadelphia	32	23	213	71.9%	6.7	9.3	0	0.0%	0	0.0%	31	4/28	89.7
11/28	Pittsburgh	34	22	199	64.7%	5.9	9.0	1	2.9%	1	2.9%	28	3/19	77.9
12/04	at Dallas	37	21	233	56.8%	6.3	11.1	2	5.4%	3	8.1%	45	3/30	59.9
12/17	at Minnesota	33	19	182	57.6%	5.5	9.6	1	3.0%	0	0.0%	36	3/12	83.1
12/26	L.A. Chargers													
01/01	at N.Y. Giants													
01/08	Houston													
<b>TOTALS</b>		<b>461</b>	<b>309</b>	<b>3,057</b>	<b>67.0%</b>	<b>6.6</b>	<b>9.9</b>	<b>14</b>	<b>3.0%</b>	<b>13</b>	<b>2.8%</b>	<b>45</b>	<b>38/287</b>	<b>83.9</b>

PASSING:		SAM EHLINGER												
DATE	OPP.	ATT	CMP	YDS	CMP%	Y/A	Y/C	TD	TD%	INT	INT%	LG	SK/YD	RATE
09/11	at Houston	ON INACTIVE LIST												
09/18	at Jacksonville	ON INACTIVE LIST												
09/25	Kansas City	ON INACTIVE LIST												
10/02	Tennessee	ON INACTIVE LIST												
10/06	at Denver	INACTIVE												
10/16	Jacksonville	DID NOT PLAY (NON-INJURY)												
10/23	at Tennessee	DID NOT PLAY (NON-INJURY)												
10/30	Washington	23	17	201	73.9%	8.7	11.8	0	0.0%	0	0.0%	47	2/12	100.1
11/06	at New England	29	15	103	51.7%	3.6	6.9	0	0.0%	1	3.4%	23	9/60	45.6
11/13	at Las Vegas	DID NOT PLAY (NON-INJURY)												
11/20	Philadelphia	DID NOT PLAY (NON-INJURY)												
11/28	Pittsburgh	DID NOT PLAY (NON-INJURY)												
12/04	at Dallas	ON INACTIVE LIST												
12/17	at Minnesota	ON INACTIVE LIST												
12/26	L.A. Chargers													
01/01	at N.Y. Giants													
01/08	Houston													
<b>TOTALS</b>		<b>52</b>	<b>32</b>	<b>304</b>	<b>61.5%</b>	<b>5.8</b>	<b>9.5</b>	<b>0</b>	<b>0.0%</b>	<b>1</b>	<b>1.9%</b>	<b>47</b>	<b>11/72</b>	<b>69.7</b>

PASSING:		NICK FOLE												
DATE	OPP.	ATT	CMP	YDS	CMP%	Y/A	Y/C	TD	TD%	INT	INT%	LG	SK/YD	RATE
09/11	at Houston	DID NOT PLAY (NON-INJURY)												
09/18	at Jacksonville	0	0	0	0.0%	0.0	0.0	0	0.0%	0	0.0%	0	0/0	0.0
09/25	Kansas City	DID NOT PLAY (NON-INJURY)												
10/02	Tennessee	DID NOT PLAY (NON-INJURY)												
10/06	at Denver	DID NOT PLAY (NON-INJURY)												
10/16	Jacksonville	ON INACTIVE LIST												
10/23	at Tennessee	ON INACTIVE LIST												
10/30	Washington	DID NOT PLAY (NON-INJURY)												
11/06	at New England	DID NOT PLAY (NON-INJURY)												
11/13	at Las Vegas	ON INACTIVE LIST												
11/20	Philadelphia	ON INACTIVE LIST												
11/28	Pittsburgh	ON INACTIVE LIST												
12/04	at Dallas	DID NOT PLAY (NON-INJURY)												
12/17	at Minnesota	DID NOT PLAY (NON-INJURY)												
12/26	L.A. Chargers													
01/01	at N.Y. Giants													
01/08	Houston													
<b>TOTALS</b>		<b>0</b>	<b>0</b>	<b>0</b>	<b>0.0%</b>	<b>0.0</b>	<b>0.0</b>	<b>0</b>	<b>0.0%</b>	<b>0</b>	<b>0.0%</b>	<b>--</b>	<b>0/0</b>	<b>0.0</b>



# INDIVIDUAL GXG STATS: RECEIVING



2022 REGULAR SEASON INDIVIDUAL GAME-BY-GAME STATS

RECEIVING:		MICHAEL PITTMAN JR.					PARRIS CAMPBELL					ALEC PIERCE				
DATE	OPP.	NO.	YDS	AVG	LG	TD	NO.	YDS	AVG	LG	TD	NO.	YDS	AVG	LG	TD
09/11	at Houston	9	121	13.4	28	1	3	37	12.3	20	0	0	0	0.0	--	0
09/18	at Jacksonville	<i>ON INACTIVE LIST</i>					0					<i>ON INACTIVE LIST</i>				
09/25	Kansas City	8	72	9.0	26	0	2	10	5.0	8	0	3	61	20.3	30	0
10/02	Tennessee	3	31	10.3	14	0	4	43	10.8	20	0	4	80	20.0	44	0
10/06	at Denver	5	59	11.8	19	0	2	22	11.0	12	0	8	81	10.1	17	0
10/16	Jacksonville	13	134	10.3	20	0	7	57	8.1	15	1	3	49	16.3	32t	1
10/23	at Tennessee	6	58	9.7	14	0	10	70	7.0	11	1	3	37	12.3	20	0
10/30	Washington	7	53	7.6	16	0	2	43	21.5	38	0	3	65	21.7	47	0
11/06	at New England	3	22	7.3	10	0	2	15	7.5	11	0	1	23	23.0	23	0
11/13	at Las Vegas	7	53	7.6	18	0	7	76	10.9	35t	1	0	0	0.0	--	0
11/20	Philadelphia	6	75	12.5	24	0	5	67	13.4	31	0	3	28	9.3	17	0
11/28	Pittsburgh	7	61	8.7	28	1	2	14	7.0	8	0	0	0	0.0	--	0
12/04	at Dallas	2	16	8.0	11	0	4	43	10.8	13	0	4	86	21.5	45	1
12/17	at Minnesota	10	60	6.0	15	0	2	13	6.5	7	0	0	0	0.0	--	0
12/26	L.A. Chargers															
01/01	at N.Y. Giants															
01/08	Houston															
<b>TOTALS</b>		<b>86</b>	<b>815</b>	<b>9.5</b>	<b>28</b>	<b>2</b>	<b>52</b>	<b>510</b>	<b>9.8</b>	<b>38</b>	<b>3</b>	<b>32</b>	<b>510</b>	<b>15.9</b>	<b>47</b>	<b>2</b>

RECEIVING:		KYLEN GRANSON					JELANI WOODS					ASHTON DULIN				
DATE	OPP.	NO.	YDS	AVG	LG	TD	NO.	YDS	AVG	LG	TD	NO.	YDS	AVG	LG	TD
09/11	at Houston	3	22	7.3	12	0	0	0	0.0	--	0	3	46	15.3	23	0
09/18	at Jacksonville	2	14	7.0	8	0	0	0	0.0	--	0	5	79	15.8	39	0
09/25	Kansas City	2	7	3.5	5	0	2	13	6.5	12t	2	1	7	7.0	7	0
10/02	Tennessee	4	62	15.5	20	0	1	33	33.0	33	0	2	18	9.0	10	0
10/06	at Denver	1	16	16.0	16	0	0	0	0.0	--	0	1	18	18.0	18	0
10/16	Jacksonville	4	38	9.5	17	0	2	27	13.5	17	1	<i>INJURED RESERVE</i>				
10/23	at Tennessee	1	6	6.0	6	0	1	4	4.0	4	0	<i>INJURED RESERVE</i>				
10/30	Washington	3	11	3.7	15	0	0	0	0.0	--	0	<i>INJURED RESERVE</i>				
11/06	at New England	0	0	0.0	--	0	1	2	2.0	2	0	<i>INJURED RESERVE</i>				
11/13	at Las Vegas	4	57	14.3	32	0	<i>ON INACTIVE LIST</i>					0				
11/20	Philadelphia	1	16	16.0	16	0	<i>ON INACTIVE LIST</i>					0				
11/28	Pittsburgh	<i>ON INACTIVE LIST</i>					8					98				
12/04	at Dallas	4	19	4.8	9	0	2	28	14.0	27	0	1	14	14.0	14t	1
12/17	at Minnesota	2	34	17.0	21	0	1	36	36.0	36	0	2	25	12.5	13	0
12/26	L.A. Chargers															
01/01	at N.Y. Giants															
01/08	Houston															
<b>TOTALS</b>		<b>31</b>	<b>302</b>	<b>9.7</b>	<b>32</b>	<b>0</b>	<b>18</b>	<b>241</b>	<b>13.4</b>	<b>36</b>	<b>3</b>	<b>15</b>	<b>207</b>	<b>13.8</b>	<b>39</b>	<b>1</b>

RECEIVING:		NYHEIM HINES					MO ALIE-COX					JONATHAN TAYLOR				
DATE	OPP.	NO.	YDS	AVG	LG	TD	NO.	YDS	AVG	LG	TD	NO.	YDS	AVG	LG	TD
09/11	at Houston	6	50	8.3	15	0	2	26	13.0	13	0	4	14	3.5	5	0
09/18	at Jacksonville	4	37	9.3	19	0	1	9	9.0	9	0	1	9	9.0	9	0
09/25	Kansas City	5	23	4.6	8	0	1	9	9.0	9	0	3	20	6.7	9	0
10/02	Tennessee	2	3	1.5	6	0	6	85	14.2	34	2	1	1	1.0	1	0
10/06	at Denver	1	5	5.0	5	0	1	7	7.0	7	0	<i>INACTIVE</i>				
10/16	Jacksonville	<i>ON INACTIVE LIST</i>					0					<i>ON INACTIVE LIST</i>				
10/23	at Tennessee	5	41	8.2	14	0	0	0	0.0	--	0	7	27	3.9	9	0
10/30	Washington	2	29	14.5	22	0	0	0	0.0	--	0	0	0	0.0	--	0
11/06	at New England	<i>NOT ON ROSTER</i>					2					<i>ON INACTIVE LIST</i>				
11/13	at Las Vegas	<i>NOT ON ROSTER</i>					0					2				
11/20	Philadelphia	<i>NOT ON ROSTER</i>					1					14				
11/28	Pittsburgh	<i>NOT ON ROSTER</i>					2					14				
12/04	at Dallas	<i>NOT ON ROSTER</i>					1					6				
12/17	at Minnesota	<i>NOT ON ROSTER</i>					0					1				
12/26	L.A. Chargers															
01/01	at N.Y. Giants															
01/08	Houston															
<b>TOTALS</b>		<b>25</b>	<b>188</b>	<b>7.5</b>	<b>22</b>	<b>0</b>	<b>17</b>	<b>183</b>	<b>10.8</b>	<b>34</b>	<b>2</b>	<b>28</b>	<b>143</b>	<b>5.1</b>	<b>19</b>	<b>0</b>



# INDIVIDUAL GXG STATS: RECEIVING



RECEIVING:		DEON JACKSON					MIKE STRACHAN					DEZMON PATMON				
DATE	OPP.	NO.	YDS	AVG	LG	TD	NO.	YDS	AVG	LG	TD	NO.	YDS	AVG	LG	TD
09/11	at Houston	0	0	0.0	--	0	2	36	18.0	23	0	ON INACTIVE LIST				
09/18	at Jacksonville	0	0	0.0	--	0	1	23	23.0	23	0	2	24	12.0	17	0
09/25	Kansas City	0	0	0.0	--	0	0	0	0.0	--	0	ON INACTIVE LIST				
10/02	Tennessee	0	0	0.0	--	0	0	0	0.0	--	0	ON INACTIVE LIST				
10/06	at Denver	4	29	7.3	21	0	0	0	0.0	--	0	PRACTICE SQUAD				
10/16	Jacksonville	10	79	7.9	22	0	0	0	0.0	--	0	PRACTICE SQUAD				
10/23	at Tennessee	0	0	0.0	--	0	0	0	0.0	--	0	PRACTICE SQUAD				
10/30	Washington	0	0	0.0	--	0	0	0	0.0	--	0	PRACTICE SQUAD				
11/06	at New England	2	13	6.5	8	0	0	0	0.0	--	0	PRACTICE SQUAD				
11/13	at Las Vegas	ON INACTIVE LIST					ON INACTIVE LIST					PRACTICE SQUAD				
11/20	Philadelphia	4	3	0.8	5	0	ON INACTIVE LIST					PRACTICE SQUAD				
11/28	Pittsburgh	0	0	0.0	--	0	DID NOT PLAY (NON-INJURY)					PRACTICE SQUAD				
12/04	at Dallas	0	0	0.0	--	0	0	0	0.0	--	0	PRACTICE SQUAD				
12/17	at Minnesota	1	1	1.0	1t	1	ON INACTIVE LIST					PRACTICE SQUAD				
12/26	L.A. Chargers															
01/01	at N.Y. Giants															
01/08	Houston															
<b>TOTALS</b>		<b>21</b>	<b>125</b>	<b>6.0</b>	<b>22</b>	<b>1</b>	<b>3</b>	<b>59</b>	<b>19.7</b>	<b>23</b>	<b>0</b>	<b>2</b>	<b>24</b>	<b>12.0</b>	<b>17</b>	<b>0</b>

RECEIVING:		KEKE COUTEE					PHILLIP LINDSAY									
DATE	OPP.	NO.	YDS	AVG	LG	TD	NO.	YDS	AVG	LG	TD					
09/11	at Houston	PRACTICE SQUAD					PRACTICE SQUAD									
09/18	at Jacksonville	PRACTICE SQUAD					PRACTICE SQUAD									
09/25	Kansas City	PRACTICE SQUAD					PRACTICE SQUAD									
10/02	Tennessee	PRACTICE SQUAD					PRACTICE SQUAD									
10/06	at Denver	PRACTICE SQUAD					3	14	4.7	7	0					
10/16	Jacksonville	0	0	0.0	--	0	PRACTICE SQUAD									
10/23	at Tennessee	ON INACTIVE LIST					PRACTICE SQUAD									
10/30	Washington	0	0	0.0	--	0	PRACTICE SQUAD									
11/06	at New England	0	0	0.0	--	0	PRACTICE SQUAD									
11/13	at Las Vegas	1	20	20.0	20	0	NOT ON ROSTER									
11/20	Philadelphia	0	0	0.0	--	0	NOT ON ROSTER									
11/28	Pittsburgh	ON INACTIVE LIST					NOT ON ROSTER									
12/04	at Dallas	ON INACTIVE LIST					NOT ON ROSTER									
12/17	at Minnesota	NOT ON ROSTER					NOT ON ROSTER									
12/26	L.A. Chargers															
01/01	at N.Y. Giants															
01/08	Houston															
<b>TOTALS</b>		<b>1</b>	<b>20</b>	<b>20.0</b>	<b>20</b>	<b>0</b>	<b>3</b>	<b>14</b>	<b>4.7</b>	<b>7</b>	<b>0</b>					



# INDIVIDUAL GXG STATS: RUSHING



2022 REGULAR SEASON INDIVIDUAL GAME-BY-GAME STATS

RUSHING:		JONATHAN TAYLOR					DEON JACKSON					ZACK MOSS				
DATE	OPP.	NO.	YDS	AVG	LG	TD	NO.	YDS	AVG	LG	TD	NO.	YDS	AVG	LG	TD
09/11	at Houston	31	161	5.2	17	1	0	0	0.0	--	0	<i>Bills</i>				
09/18	at Jacksonville	9	54	6.0	21	0	2	-3	-1.5	1	0	<i>Bills</i>				
09/25	Kansas City	21	71	3.4	13	0	0	0	0.0	--	0	<i>Bills</i>				
10/02	Tennessee	20	42	2.1	11	0	0	0	0.0	--	0	<i>Bills</i>				
10/06	at Denver	<i>INACTIVE</i>					13	62	4.8	17	0	<i>Bills</i>				
10/16	Jacksonville	<i>ON INACTIVE LIST</i>					12	42	3.5	11	1	<i>Bills</i>				
10/23	at Tennessee	10	58	5.8	14	0	2	3	1.5	4	0	<i>Bills</i>				
10/30	Washington	16	76	4.8	27	0	1	-4	-4.0	-4	0	<i>Bills</i>				
11/06	at New England	<i>ON INACTIVE LIST</i>					11	23	2.1	5	0	<i>INACTIVE</i>				
11/13	at Las Vegas	22	147	6.7	66t	1	<i>ON INACTIVE LIST</i>					1	4	4.0	4	0
11/20	Philadelphia	22	84	3.8	28	1	1	7	7.0	7	0	2	7	3.5	7	0
11/28	Pittsburgh	20	86	4.3	13	1	0	0	0.0	--	0	1	2	2.0	2	0
12/04	at Dallas	21	82	3.9	19	0	2	6	3.0	5	0	3	18	6.0	9	0
12/17	at Minnesota	0	0	0.0	--	0	13	55	4.2	16	0	24	81	3.4	11	0
12/26	L.A. Chargers															
01/01	at N.Y. Giants															
01/08	Houston															
<b>TOTALS</b>		<b>192</b>	<b>861</b>	<b>4.5</b>	<b>66T</b>	<b>4</b>	<b>57</b>	<b>191</b>	<b>3.4</b>	<b>17</b>	<b>1</b>	<b>31</b>	<b>112</b>	<b>3.6</b>	<b>43</b>	<b>0</b>

RUSHING:		MATT RYAN					SAM EHLINGER					PHILLIP LINDSAY				
DATE	OPP.	NO.	YDS	AVG	LG	TD	NO.	YDS	AVG	LG	TD	NO.	YDS	AVG	LG	TD
09/11	at Houston	4	12	3.0	10	0	<i>ON INACTIVE LIST</i>					<i>PRACTICE SQUAD</i>				
09/18	at Jacksonville	0	0	0.0	--	0	<i>ON INACTIVE LIST</i>					<i>PRACTICE SQUAD</i>				
09/25	Kansas City	3	4	1.3	3	0	<i>ON INACTIVE LIST</i>					<i>PRACTICE SQUAD</i>				
10/02	Tennessee	2	-4	-2.0	2	0	<i>ON INACTIVE LIST</i>					<i>PRACTICE SQUAD</i>				
10/06	at Denver	1	1	1.0	1	0	<i>INACTIVE</i>					11	40	3.6	15	0
10/16	Jacksonville	1	-4	-4.0	-4	0	<i>DID NOT PLAY (NON-INJURY)</i>					<i>PRACTICE SQUAD</i>				
10/23	at Tennessee	1	2	2.0	2	0	<i>DID NOT PLAY (NON-INJURY)</i>					<i>PRACTICE SQUAD</i>				
10/30	Washington	<i>ON INACTIVE LIST</i>					6	15	2.5	7	0	<i>PRACTICE SQUAD</i>				
11/06	at New England	<i>ON INACTIVE LIST</i>					5	39	7.8	19	0	<i>PRACTICE SQUAD</i>				
11/13	at Las Vegas	4	38	9.5	39	1	<i>DID NOT PLAY (NON-INJURY)</i>					<i>NOT ON ROSTER</i>				
11/20	Philadelphia	1	1	1.0	1	0	<i>DID NOT PLAY (NON-INJURY)</i>					<i>NOT ON ROSTER</i>				
11/28	Pittsburgh	4	22	5.5	14	0	<i>DID NOT PLAY (NON-INJURY)</i>					<i>NOT ON ROSTER</i>				
12/04	at Dallas	3	-2	-0.7	1	0	<i>ON INACTIVE LIST</i>					<i>NOT ON ROSTER</i>				
12/17	at Minnesota	3	0	0.0	1	0	<i>ON INACTIVE LIST</i>					<i>NOT ON ROSTER</i>				
12/26	L.A. Chargers															
01/01	at N.Y. Giants															
01/08	Houston															
<b>TOTALS</b>		<b>27</b>	<b>70</b>	<b>2.6</b>	<b>39</b>	<b>1</b>	<b>11</b>	<b>54</b>	<b>4.9</b>	<b>19</b>	<b>0</b>	<b>11</b>	<b>40</b>	<b>3.6</b>	<b>15</b>	<b>0</b>

RUSHING:		NYHEIM HINES					PARRIS CAMPBELL					MICHAEL PITTMAN JR.				
DATE	OPP.	NO.	YDS	AVG	LG	TD	NO.	YDS	AVG	LG	TD	NO.	YDS	AVG	LG	TD
09/11	at Houston	3	4	1.3	3	0	0	0	0.0	--	0	0	0	0.0	--	0
09/18	at Jacksonville	1	0	0.0	--	0	0	0	0.0	--	0	<i>ON INACTIVE LIST</i>				
09/25	Kansas City	3	7	2.3	7	0	0	0	0.0	--	0	0	0	0.0	--	0
10/02	Tennessee	1	0	0.0	--	0	0	0	0.0	--	0	0	0	0.0	--	0
10/06	at Denver	1	3	3.0	3	0	0	0	0.0	--	0	0	0	0.0	--	0
10/16	Jacksonville	<i>ON INACTIVE LIST</i>					0	0	0.0	--	0	0	0	0.0	--	0
10/23	at Tennessee	4	2	0.5	2	0	0	0	0.0	--	0	0	0	0.0	--	0
10/30	Washington	5	20	4.0	9	1	1	28	28.0	28	0	0	0	0.0	--	0
11/06	at New England	<i>NOT ON ROSTER</i>					1	1	1.0	1	0	0	0	0.0	--	0
11/13	at Las Vegas	<i>NOT ON ROSTER</i>					0	0	0.0	--	0	0	0	0.0	--	0
11/20	Philadelphia	<i>NOT ON ROSTER</i>					0	0	0.0	--	0	0	0	0.0	--	0
11/28	Pittsburgh	<i>NOT ON ROSTER</i>					0	0	0.0	--	0	0	0	0.0	--	0
12/04	at Dallas	<i>NOT ON ROSTER</i>					1	2	2.0	2	0	0	0	0.0	--	0
12/17	at Minnesota	<i>NOT ON ROSTER</i>					0	0	0.0	--	0	2	30	15.0	19	0
12/26	L.A. Chargers															
01/01	at N.Y. Giants															
01/08	Houston															
<b>TOTALS</b>		<b>18</b>	<b>36</b>	<b>2.0</b>	<b>9</b>	<b>1</b>	<b>3</b>	<b>31</b>	<b>10.3</b>	<b>28</b>	<b>0</b>	<b>2</b>	<b>30</b>	<b>15.0</b>	<b>19</b>	<b>0</b>



# INDIVIDUAL GXG STATS: RUSHING



RUSHING:		ASHTON DULIN					KYLEN GRANSON				
DATE	OPP.	NO.	YDS	AVG	LG	TD	NO.	YDS	AVG	LG	TD
09/11	at Houston	0	0	0.0	--	0	0	0	0.0	--	0
09/18	at Jacksonville	1	3	3.0	3	0	0	0	0.0	--	0
09/25	Kansas City	0	0	0.0	--	0	0	0	0.0	--	0
10/02	Tennessee	0	0	0.0	--	0	0	0	0.0	--	0
10/06	at Denver	0	0	0.0	--	0	0	0	0.0	--	0
10/16	Jacksonville	<i>INJURED RESERVE</i>					0	0	0.0	--	0
10/23	at Tennessee	<i>INJURED RESERVE</i>					0	0	0.0	--	0
10/30	Washington	<i>INJURED RESERVE</i>					0	0	0.0	--	0
11/06	at New England	<i>INJURED RESERVE</i>					1	0	0.0	--	0
11/13	at Las Vegas	0	0	0.0	--	0	0	0	0.0	--	0
11/20	Philadelphia	0	0	0.0	--	0	0	0	0.0	--	0
11/28	Pittsburgh	0	0	0.0	--	0	<i>ON INACTIVE LIST</i>				
12/04	at Dallas	0	0	0.0	--	0	0	0	0.0	--	0
12/17	at Minnesota	1	5	5.0	5	0	0	0	0.0	--	0
12/26	L.A. Chargers										
01/01	at N.Y. Giants										
01/08	Houston										
<b>TOTALS</b>		<b>2</b>	<b>8</b>	<b>4.0</b>	<b>5</b>	<b>0</b>	<b>1</b>	<b>0</b>	<b>0.0</b>	<b>--</b>	<b>0</b>







# INDIVIDUAL GXG STATS: FIELD GOALS



2022 REGULAR SEASON INDIVIDUAL GAME-BY-GAME STATS

FIELD GOALS:		CHASE MCLAUGHLIN									
DATE	OPP.	0-19	20-29	30-39	40-49	50+	TOTAL	FGM	FGA	PCT	LG
09/11	at Houston	NOT ON ROSTER									
09/18	at Jacksonville	0/0	0/0	0/0	0/0	0/0	0/0	0	0	0.0%	0
09/25	Kansas City	0/0	0/0	0/0	1/1	1/1	2/2	2	2	100.0%	51
10/02	Tennessee	PRACTICE SQUAD									
10/06	at Denver	0/0	0/0	1/1	1/1	2/2	4/4	4	4	100.0%	52
10/16	Jacksonville	0/0	1/1	0/0	1/1	0/0	2/2	2	2	100.0%	42
10/23	at Tennessee	0/0	0/0	0/0	0/0	1/1	1/1	1	1	100.0%	50
10/30	Washington	0/0	1/1	1/1	1/1	0/0	3/3	3	3	100.0%	46
11/06	at New England	0/0	0/0	0/1	1/1	0/0	1/2	1	2	50.0%	40
11/13	at Las Vegas	0/0	0/0	0/0	2/3	0/0	2/3	2	3	66.7%	48
11/20	Philadelphia	0/0	0/0	2/2	0/0	1/2	3/4	3	4	75.0%	51
11/28	Pittsburgh	0/0	0/0	0/0	0/0	1/2	1/2	1	2	50.0%	51
12/04	at Dallas	0/0	0/0	1/1	0/0	1/1	2/2	2	2	100.0%	52
12/17	at Minnesota	0/0	3/3	0/0	1/1	1/1	5/5	5	5	100.0%	52
12/26	L.A. Chargers										
01/01	at N.Y. Giants										
01/08	Houston										
<b>TOTALS</b>		<b>0/0</b>	<b>5/5</b>	<b>5/6</b>	<b>8/9</b>	<b>8/10</b>	<b>26/30</b>	<b>26</b>	<b>30</b>	<b>86.7%</b>	<b>52</b>

FIELD GOALS:		RODRIGO BLANKENSHIP									
DATE	OPP.	0-19	20-29	30-39	40-49	50+	TOTAL	FGM	FGA	PCT	LG
09/11	at Houston	0/0	1/1	0/0	1/2	0/0	2/3	2	3	66.7%	45
09/18	at Jacksonville	NOT ON ANY TEAM									
09/25	Kansas City	NOT ON ANY TEAM									
10/02	Tennessee	NOT ON ANY TEAM									
10/06	at Denver	NOT ON ANY TEAM									
10/16	Jacksonville	NOT ON ANY TEAM									
10/23	at Tennessee	Cardinals									
10/30	Washington	Cardinals									
11/06	at New England	NOT ON ROSTER									
11/13	at Las Vegas	NOT ON ROSTER									
11/20	Philadelphia	NOT ON ROSTER									
11/28	Pittsburgh	NOT ON ROSTER									
12/04	at Dallas	Cardinals									
12/17	at Minnesota	NOT ON ROSTER									
12/26	L.A. Chargers										
01/01	at N.Y. Giants										
01/08	Houston										
<b>TOTALS</b>		<b>0/0</b>	<b>1/1</b>	<b>0/0</b>	<b>1/2</b>	<b>0/0</b>	<b>2/3</b>	<b>2</b>	<b>3</b>	<b>66.7%</b>	<b>45</b>





# INDIVIDUAL GXG STATS: PUNTING



(AS OF DEC 20, 2022, 4:15 AM PST)

2022 : REGULAR SEASON

		MATT HAACK									
DATE	OPPONENT	NO	YDS	AVG	LG	IN 20	TB	BLK	50+	PR	NET
9/11	at Houston	4	179	44.8	70	3	0	0	1	0	44.8
9/18	at Jacksonville	5	227	45.4	53	3	0	0	2	7	44.0
9/25	Kansas City	3	154	51.3	57	2	0	0	2	12	47.3
10/2	Tennessee	2	67	33.5	48	0	0	0	0	0	33.5
10/6	at Denver	7	310	44.3	54	3	1	0	1	6	40.6
10/16	Jacksonville	3	110	36.7	45	2	0	0	0	8	34.0
10/23	at Tennessee	5	176	35.2	60	0	1	0	1	0	31.2
10/30	Washington	4	227	56.8	62	3	0	0	3	23	51.0
11/6	at New England	8	348	43.5	54	2	0	1	2	34	34.9
11/13	at Las Vegas	3	143	47.7	53	1	0	0	2	17	42.0
11/20	Philadelphia	4	208	52.0	59	2	1	0	3	13	43.8
11/28	Pittsburgh	3	150	50.0	59	0	0	0	1	18	44.0
12/4	at Dallas	3	119	39.7	40	1	0	0	0	0	39.7
12/17	at Minnesota	7	305	43.6	55	3	0	0	1	13	41.7
12/26	L.A. Chargers	--	--	--	--	--	--	--	--	--	--
1/1	at N.Y. Giants	--	--	--	--	--	--	--	--	--	--
1/8	Houston	--	--	--	--	--	--	--	--	--	--
	<b>2022 TOTALS</b>	<b>61</b>	<b>2,723</b>	<b>44.1</b>	<b>70</b>	<b>25</b>	<b>3</b>	<b>1</b>	<b>19</b>	<b>151</b>	<b>40.5</b>
	<b>CAREER TOTALS</b>	<b>66</b>	<b>2,976</b>	<b>45</b>	<b>70</b>	<b>29</b>	<b>3</b>	<b>1</b>	<b>21</b>	<b>164</b>	<b>41</b>
	<b>COLTS TOTALS</b>	<b>66</b>	<b>2,976</b>	<b>45</b>	<b>70</b>	<b>29</b>	<b>3</b>	<b>1</b>	<b>21</b>	<b>164</b>	<b>41</b>



# INDIVIDUAL GXG STATS: SPECIAL TEAMS



2022 REGULAR SEASON INDIVIDUAL SPECIAL TEAMS GAME-BY-GAME STATS

DATE	OPP.	BEN BANOUGU			JULIAN BLACKMON			TONY BROWN			KEKE COUTEE		
		TKL	AST	TOT	TKL	AST	TOT	TKL	AST	TOT	TKL	AST	TOT
09/11	at Houston	0	0	0	0	0	0	0	0	0			
09/18	at Jacksonville	0	0	0	0	0	0	1	0	1			
09/25	Kansas City	0	1	1	1	0	1	0	2	2			
10/02	Tennessee	0	3	3	ON INACTIVE LIST			0	0	0			
10/06	at Denver	0	0	0	INACTIVE			0	0	0			
10/16	Jacksonville	0	0	0	DID NOT PLAY (NON-INJURY)			0	1	1	0	0	0
10/23	at Tennessee	0	1	1	1	0	1	0	0	0	ON INACTIVE LIST		
10/30	Washington	0	0	0	1	0	1	0	0	0	0	0	0
11/06	at New England	0	0	0	0	1	1	ON INACTIVE LIST			0	0	0
11/13	at Las Vegas	0	0	0	0	0	0	0	1	1	0	0	0
11/20	Philadelphia	0	0	0	0	0	0	0	0	0	0	0	0
11/28	Pittsburgh	0	0	0	0	0	0	0	0	0	ON INACTIVE LIST		
12/04	at Dallas	0	0	0	0	0	0	0	1	1	ON INACTIVE LIST		
12/17	at Minnesota	ON INACTIVE LIST			0	0	0	0	0	0	NOT ON ROSTER		
12/26	L.A. Chargers												
01/01	at N.Y. Giants												
01/08	Houston												
<b>TOTALS</b>		<b>0</b>	<b>5</b>	<b>5</b>	<b>3</b>	<b>1</b>	<b>4</b>	<b>1</b>	<b>5</b>	<b>6</b>	<b>0</b>	<b>0</b>	<b>0</b>

DATE	OPP.	NICK CROSS			JOJO DOMANN			ASHTON DULIN			DALLIS FLOWERS		
		TKL	AST	TOT	TKL	AST	TOT	TKL	AST	TOT	TKL	AST	TOT
09/11	at Houston	0	0	0	0	0	0	0	0	0	ON INACTIVE LIST		
09/18	at Jacksonville	0	1	1	0	0	0	0	0	0	ON INACTIVE LIST		
09/25	Kansas City	0	0	0	0	0	0	0	0	0	ON INACTIVE LIST		
10/02	Tennessee	0	0	0	1	2	3	0	0	0	ON INACTIVE LIST		
10/06	at Denver	0	0	0	0	0	0	1	0	1	1	0	1
10/16	Jacksonville	0	0	0	1	0	1	INJURED RESERVE			0	0	0
10/23	at Tennessee	0	1	1	ON INACTIVE LIST			INJURED RESERVE			1	0	1
10/30	Washington	0	0	0	0	0	0	INJURED RESERVE			2	0	2
11/06	at New England	0	1	1	0	0	0	INJURED RESERVE			0	1	1
11/13	at Las Vegas	2	1	3	0	1	1	0	0	0	0	0	0
11/20	Philadelphia	0	0	0	0	0	0	1	0	1	0	0	0
11/28	Pittsburgh	0	0	0	0	0	0	1	0	1	0	0	0
12/04	at Dallas	0	0	0	0	0	0	0	0	0	0	1	1
12/17	at Minnesota	1	0	1	1	0	1	0	0	0	0	0	0
12/26	L.A. Chargers												
01/01	at N.Y. Giants												
01/08	Houston												
<b>TOTALS</b>		<b>3</b>	<b>4</b>	<b>7</b>	<b>3</b>	<b>3</b>	<b>6</b>	<b>3</b>	<b>0</b>	<b>3</b>	<b>4</b>	<b>2</b>	<b>6</b>

DATE	OPP.	ZAIRE FRANKLIN			KYLEN GRANSON			MATT HAACK			RODNEY MCLEOD JR.		
		TKL	AST	TOT	TKL	AST	TOT	TKL	AST	TOT	TKL	AST	TOT
09/11	at Houston	0	0	0	0	0	0	0	0	0	0	0	0
09/18	at Jacksonville	0	0	0	0	0	0	0	0	0	0	0	0
09/25	Kansas City	0	0	0	0	0	0	0	0	0	1	0	1
10/02	Tennessee	0	0	0	0	0	0	0	0	0	0	0	0
10/06	at Denver	0	0	0	0	0	0	0	0	0	0	0	0
10/16	Jacksonville	0	1	1	1	0	1	0	0	0	0	0	0
10/23	at Tennessee	0	0	0	0	0	0	0	0	0	0	0	0
10/30	Washington	0	0	0	0	0	0	0	0	0	1	0	1
11/06	at New England	0	0	0	0	0	0	1	0	1	0	1	1
11/13	at Las Vegas	0	0	0	0	0	0	0	0	0	0	0	0
11/20	Philadelphia	0	0	0	0	0	0	0	0	0	0	0	0
11/28	Pittsburgh	0	0	0	ON INACTIVE LIST			0	0	0	0	0	0
12/04	at Dallas	0	0	0	0	0	0	0	0	0	0	0	0
12/17	at Minnesota	0	0	0	0	0	0	1	0	1	1	0	1
12/26	L.A. Chargers												
01/01	at N.Y. Giants												
01/08	Houston												
<b>TOTALS</b>		<b>0</b>	<b>1</b>	<b>1</b>	<b>1</b>	<b>0</b>	<b>1</b>	<b>2</b>	<b>0</b>	<b>2</b>	<b>3</b>	<b>1</b>	<b>4</b>



# INDIVIDUAL GXG STATS: SPECIAL TEAMS



DATE	OPP.	IFEADI ODENIGBO			BOBBY OKEREKE			LUKE RHODES			ISAIAH RODGERS SR.		
		TKL	AST	TOT	TKL	AST	TOT	TKL	AST	TOT	TKL	AST	TOT
09/11	at Houston	0	0	0	0	0	0	0	0	0	0	0	0
09/18	at Jacksonville	0	0	0	0	0	0	0	0	0	0	0	0
09/25	Kansas City	0	0	0	0	0	0	0	1	1	0	0	0
10/02	Tennessee	0	0	0	0	0	0	0	0	0	0	0	0
10/06	at Denver	0	0	0	0	0	0	0	0	0	0	0	0
10/16	Jacksonville	0	0	0	0	0	0	0	0	0	0	0	0
10/23	at Tennessee	0	0	0	0	0	0	0	0	0	0	0	0
10/30	Washington	0	0	0	1	0	1	0	0	0	0	0	0
11/06	at New England	0	0	0	0	0	0	1	0	1	0	0	0
11/13	at Las Vegas	0	0	0	0	0	0	1	0	1	0	0	0
11/20	Philadelphia	0	0	0	0	0	0	0	0	0	0	0	0
11/28	Pittsburgh	<i>ON INACTIVE LIST</i>			1	0	1	0	0	0	0	0	0
12/04	at Dallas	0	0	0	0	0	0	0	0	0	0	0	0
12/17	at Minnesota	0	0	0	0	0	0	0	0	0	0	0	0
12/26	L.A. Chargers												
01/01	at N.Y. Giants												
01/08	Houston												
<b>TOTALS</b>		<b>0</b>	<b>0</b>	<b>0</b>	<b>2</b>	<b>0</b>	<b>2</b>	<b>2</b>	<b>1</b>	<b>3</b>	<b>0</b>	<b>0</b>	<b>0</b>

DATE	OPP.	E.J. SPEED			GROVER STEWART			GRANT STUARD			RODNEY THOMAS II		
		TKL	AST	TOT	TKL	AST	TOT	TKL	AST	TOT	TKL	AST	TOT
09/11	at Houston	0	0	0	0	0	0	0	0	0	0	0	0
09/18	at Jacksonville	0	0	0	0	0	0	0	1	1	0	0	0
09/25	Kansas City	1	0	1	0	0	0	1	0	1	0	0	0
10/02	Tennessee	0	0	0	0	0	0	0	0	0	1	0	1
10/06	at Denver	0	0	0	0	0	0	1	0	1	0	0	0
10/16	Jacksonville	0	2	2	0	0	0	1	1	2	0	0	0
10/23	at Tennessee	0	0	0	0	0	0	0	0	0	0	0	0
10/30	Washington	0	0	0	0	0	0	<i>ON INACTIVE LIST</i>			0	0	0
11/06	at New England	1	0	1	0	0	0	<i>ON INACTIVE LIST</i>			0	0	0
11/13	at Las Vegas	0	0	0	0	0	0	0	0	0	0	1	1
11/20	Philadelphia	0	0	0	0	0	0	0	0	0	0	0	0
11/28	Pittsburgh	1	0	1	0	0	0	0	0	0	0	0	0
12/04	at Dallas	1	0	1	0	0	0	1	0	1	0	0	0
12/17	at Minnesota	1	1	2	0	0	0	3	0	3	0	0	0
12/26	L.A. Chargers												
01/01	at N.Y. Giants												
01/08	Houston												
<b>TOTALS</b>		<b>5</b>	<b>3</b>	<b>8</b>	<b>0</b>	<b>0</b>	<b>0</b>	<b>7</b>	<b>2</b>	<b>9</b>	<b>1</b>	<b>1</b>	<b>2</b>



# INSIDE THE 20



DATE	OPPONENT	OFFENSE	DEFENSE
09/11	at Houston	Downs FG - 27 yards TD - Run TD - Pass Missed FG	TD - Pass
09/18	at Jacksonville	Downs Downs	TD - Pass TD - Pass
09/25	Kansas City	TD - Pass FG - 51 yards TD - Pass	TD - Pass TD - Run FG - 26 yards Missed FG
10/02	Tennessee	FG - 27 yards TD - Pass TD - Pass	TD - Pass TD - Run TD - Pass
10/06	at Denver	FG - 52 yards FG - 31 yards	FG - 33 yards Missed FG Interception Downs
10/16	Jacksonville	FG - 28 yards TD - Pass TD - Run TD - Pass	TD - Run TD - Run TD - Pass
10/23	at Tennessee	TD - Pass	FG - 27 yards FG - 28 yards
10/30	Washington	Fumble FG - 20 yards TD - Run	TD - Pass FG - 28 yards TD - Run
11/06	at New England	Missed FG FG - 40 yards	TD - Pass FG - 28 yards
11/13	at Las Vegas	TD - Run Missed FG	TD - Pass TD - Run Downs
11/20	Philadelphia	TD - Run FG - 36 yards FG - 37 yards	FG - 22 yards TD - Run
11/28	Pittsburgh	TD - Run Fumble TD - Pass	TD - Run FG - 25 yards TD - Run
12/04	at Dallas	TD - Pass FG - 34 yards TD - Pass	TD - Run TD - Pass TD - Pass TD - Run
12/17	at Minnesota	FG - 26 yards TD - Pass FG - 28 yards FG - 27 yards	TD - Pass TD - Run TD - Pass TD - Pass
12/26	L.A. Chargers	--	--
01/01	at N.Y. Giants	--	--
01/08	Houston	--	--



# INSIDE THE 20



## OFFENSE DEFENSE

<b>Inside the 20</b>	40	40
<b>Scores</b>	32	35
<b>Touchdowns</b>	18	27
<b>Field Goals</b>	14	8
<b>Total Points in 20</b>	166	213
<b>Fumbles</b>	2	0
<b>Interceptions</b>	0	1
<b>Missed Field Goals</b>	3	2
<b>Lost on Downs</b>	3	2
<b>End of Half/Game</b>	0	0
<b>TDs Outside</b>	3	9
<b>Red-Zone Percentage</b>	45.0	67.5



# INDIVIDUAL SINGLE-GAME HIGHS



## 2022 REGULAR SEASON COLTS INDIVIDUAL SINGLE-GAME HIGHS

<b>Touchdowns</b>	2	Mo Alie-Cox	vs. Titans	10/02
		Jelani Woods	vs. Chiefs	09/25
<b>Passes Attempted</b>	58	Matt Ryan	vs. Jaguars	10/16
<b>Passes Completed</b>	42	Matt Ryan	vs. Jaguars	10/16
<b>Completion Percentage</b>	75.0	Matt Ryan	at Raiders	11/13
		Matt Ryan	at Titans	10/23
<b>Passing Yards</b>	389	Matt Ryan	vs. Jaguars	10/16
<b>Yards Per Attempt</b>	9.6	Matt Ryan	vs. Titans	10/02
<b>Touchdown Passes</b>	3	Matt Ryan	vs. Jaguars	10/16
<b>Pass Receptions</b>	13	Michael Pittman Jr.	vs. Jaguars	10/16
<b>Receiving Yards</b>	134	Michael Pittman Jr.	vs. Jaguars	10/16
<b>Touchdown Receptions</b>	2	Mo Alie-Cox	vs. Titans	10/02
		Jelani Woods	vs. Chiefs	09/25
<b>Rushing Yards</b>	161	Jonathan Taylor	at Texans	09/11
<b>Rushing Attempts</b>	31	Jonathan Taylor	at Texans	09/11
<b>Rushing Average</b>	6.7	Jonathan Taylor	at Raiders	11/13
<b>Rushing Touchdowns</b>	1	Jonathan Taylor	vs. Steelers	11/28
		Jonathan Taylor	vs. Eagles	11/20
		Matt Ryan	at Raiders	11/13
		Jonathan Taylor	at Raiders	11/13
		Nyheim Hines	vs. Commanders	10/30
		Deon Jackson	vs. Jaguars	10/16
		Jonathan Taylor	at Texans	09/11
<b>Yards From Scrimmage</b>	175	Jonathan Taylor	at Texans	09/11
<b>Combined Net Yards</b>	175	Dallis Flowers	at Vikings	12/17
		Jonathan Taylor	at Texans	09/11
<b>Interceptions Made</b>	1	Julian Blackmon	at Vikings	12/17
		Rodney Thomas II	at Vikings	12/17
		Stephon Gilmore	at Cowboys	12/04
		Shaquille Leonard	vs. Commanders	10/30
		Stephon Gilmore	at Broncos	10/06
		Rodney Thomas II	at Broncos	10/06
		Rodney McLeod Jr.	vs. Chiefs	09/25
<b>Interceptions Thrown</b>	3	Matt Ryan	at Cowboys	12/04
		Matt Ryan	at Jaguars	09/18
<b>INT Return Yards</b>	35	Rodney Thomas II	at Broncos	10/06
<b>Tackles</b>	15	Zaire Franklin	vs. Titans	10/02
<b>Sacks</b>	2.0	Dayo Odeyingbo	at Vikings	12/17
		Yannick Ngakoue	vs. Steelers	11/28
		DeForest Buckner	at Broncos	10/06
		Kwity Paye	at Texans	09/11
<b>Punts</b>	8	Matt Haack	at Patriots	11/06
<b>Punts Inside the 20</b>	3	Matt Haack	at Vikings	12/17
		Matt Haack	vs. Commanders	10/30
		Matt Haack	at Broncos	10/06
		Matt Haack	at Jaguars	09/18
		Matt Haack	at Texans	09/11



# INDIVIDUAL SINGLE-GAME HIGHS



<b>Punting Average</b>	56.8	Matt Haack	vs. Commanders	10/30
<b>Punt Returns</b>	5	Nyheim Hines	at Texans	09/11
<b>Punt Return Yards</b>	47	Nyheim Hines	at Titans	10/23
<b>Kickoff Returns</b>	6	Dallis Flowers	at Cowboys	12/04
<b>Kickoff Return Yards</b>	175	Dallis Flowers	at Vikings	12/17
<b>Field Goals Attempted</b>	5	Chase McLaughlin	at Vikings	12/17
<b>Field Goals Made</b>	5	Chase McLaughlin	at Vikings	12/17

## 2022 REGULAR SEASON INDIANAPOLIS COLTS LONGEST PLAYS

<b>Run From Scrimmage</b>	66	Jonathan Taylor	at Raiders	11/13
<b>Touchdown Run</b>	66	Jonathan Taylor	at Raiders	11/13
<b>Passing Long</b>	47	Sam Ehlinger	vs. Commanders	10/30
<b>Touchdown Pass Long</b>	35	Matt Ryan	at Raiders	11/13
<b>Pass Reception</b>	47	Alec Pierce	vs. Commanders	10/30
<b>Touchdown Reception</b>	35	Parris Campbell	at Raiders	11/13
<b>Interception Return</b>	35	Rodney Thomas II	at Broncos	10/06
<b>Longest INT Return for TD</b>	17	Julian Blackmon	at Vikings	12/17
<b>Longest Own Fumble Return</b>	18	Isaiah Rodgers Sr.	vs. Jaguars	10/16
<b>Longest Opponent's Fumble Return</b>	4	Isaiah Rodgers Sr.	at Vikings	12/17
<b>Punt Return</b>	24	Nyheim Hines	at Titans	10/23
<b>Kickoff Return</b>	89	Dallis Flowers	vs. Steelers	11/28
<b>Punt</b>	70	Matt Haack	at Texans	09/11
<b>Field Goal</b>	52	Chase McLaughlin	at Vikings	12/17
		Chase McLaughlin	at Cowboys	12/04
		Chase McLaughlin	at Broncos	10/06
<b>Field Goal Attempt</b>	59	Chase McLaughlin	vs. Steelers	11/28



# OPPONENTS INDIVIDUAL SINGLE-GAME HIGHS



## 2022 REGULAR SEASON OPPONENTS INDIVIDUAL SINGLE-GAME HIGHS

<b>Touchdowns</b>	2	Michael Gallup	at Cowboys	12/04
		Tony Pollard	at Cowboys	12/04
		Trevor Lawrence	vs. Jaguars	10/16
		Christian Kirk	at Jaguars	09/18
		O.J. Howard	at Texans	09/11
<b>Passes Attempted</b>	54	Kirk Cousins	at Vikings	12/17
<b>Passes Completed</b>	34	Kirk Cousins	at Vikings	12/17
<b>Completion Percentage</b>	90.9	Trevor Lawrence	vs. Jaguars	10/16
<b>Passing Yards</b>	460	Kirk Cousins	at Vikings	12/17
<b>Yards Per Attempt</b>	9.0	Taylor Heinicke	vs. Commanders	10/30
<b>Touchdown Passes</b>	4	Kirk Cousins	at Vikings	12/17
<b>Pass Receptions</b>	12	Justin Jefferson	at Vikings	12/17
<b>Receiving Yards</b>	157	K.J. Osborn	at Vikings	12/17
<b>Touchdown Receptions</b>	2	Michael Gallup	at Cowboys	12/04
		Christian Kirk	at Jaguars	09/18
		O.J. Howard	at Texans	09/11
<b>Rushing Yards</b>	128	Derrick Henry	at Titans	10/23
<b>Rushing Attempts</b>	30	Derrick Henry	at Titans	10/23
<b>Rushing Average</b>	8.6	Travis Etienne Jr.	vs. Jaguars	10/16
<b>Rushing Touchdowns</b>	2	Tony Pollard	at Cowboys	12/04
		Trevor Lawrence	vs. Jaguars	10/16
<b>Yards From Scrimmage</b>	190	Dalvin Cook	at Vikings	12/17
<b>Combined Net Yards</b>	190	Dalvin Cook	at Vikings	12/17
<b>Interceptions Made</b>	2	DaRon Bland	at Cowboys	12/04
		Caden Sterns	at Broncos	10/06
<b>Interceptions Thrown</b>	2	Kirk Cousins	at Vikings	12/17
		Russell Wilson	at Broncos	10/06
<b>INT Return Yards</b>	76	Andrew Adams	at Titans	10/23
<b>Tackles</b>	18	Kamu Grugier-Hill	at Texans	09/11
<b>Sacks</b>	3.0	Matthew Judon	at Patriots	11/06
		Josh Uche	at Patriots	11/06
<b>Punts</b>	7	Jake Bailey	at Patriots	11/06
		Cameron Johnston	at Texans	09/11
<b>Punts Inside the 20</b>	4	Tress Way	vs. Commanders	10/30
<b>Punting Average</b>	58.8	AJ Cole	at Raiders	11/13
<b>Punt Returns</b>	3	Jalen Reagor	at Vikings	12/17
		Steven Sims	vs. Steelers	11/28
		Marcus Jones	at Patriots	11/06
		Dax Milne	vs. Commanders	10/30
<b>Punt Return Yards</b>	34	Marcus Jones	at Patriots	11/06
<b>Kickoff Returns</b>	6	Kene Nwangwu	at Vikings	12/17
<b>Kickoff Return Yards</b>	159	Kene Nwangwu	at Vikings	12/17
<b>Field Goals Attempted</b>	4	Nick Folk	at Patriots	11/06
		Randy Bullock	at Titans	10/23
		Brandon McManus	at Broncos	10/06
<b>Field Goals Made</b>	4	Nick Folk	at Patriots	11/06
		Randy Bullock	at Titans	10/23

## 2022 REGULAR SEASON OPPONENTS LONGEST PLAYS

<b>Run From Scrimmage</b>	61	JaMycal Hasty	vs. Jaguars	10/16
<b>Touchdown Run</b>	61	JaMycal Hasty	vs. Jaguars	10/16
<b>Passing Long</b>	64	Kirk Cousins	at Vikings	12/17
<b>Touchdown Pass Long</b>	64	Kirk Cousins	at Vikings	12/17





# OPPONENTS INDIVIDUAL SINGLE-GAME HIGHS



<b>Pass Reception</b>	64	Dalvin Cook	at Vikings	12/17
<b>Touchdown Reception</b>	64	Dalvin Cook	at Vikings	12/17
<b>Interception Return</b>	76	Andrew Adams	at Titans	10/23
<b>Longest INT Return for TD</b>	76	Andrew Adams	at Titans	10/23
<b>Longest Opponent's Fumble Return</b>	38	Malik Hooker	at Cowboys	12/04
<b>Punt Return</b>	23	Marcus Jones	at Patriots	11/06
<b>Kickoff Return</b>	37	Hassan Haskins	vs. Titans	10/02
<b>Punt</b>	67	AJ Cole	at Raiders	11/13
<b>Field Goal</b>	52	Matthew Wright	vs. Steelers	11/28
		Riley Patterson	at Jaguars	09/18
<b>Field Goal Attempt</b>	52	Matthew Wright	vs. Steelers	11/28
		Riley Patterson	at Jaguars	09/18



# OPPONENTS SCORING DRIVES



COLTS OPPONENTS 2022 REGULAR SEASON SCORING DRIVES

DATE	OPPONENT	ACQUIRED	DRIVE			Q/TIME	FIRST		IND	OPP
			START	PLAYS	YARDS		DOWNS	SCORING PLAY		
09/11	at Houston	Downs	HOU 4	14	69	Q2 6:20	5	K. Fairbairn: 45-yard FG	3	3
		Interception	HOU 42	4	58	Q2 1:49	3	O. Howard: 16-yard pass from D. Mills	3	10
		Kickoff	HOU 25	5	50	Q3 2:43	1	K. Fairbairn: 43-yard FG	3	13
		Fumble	HOU 42	4	58	Q3 1:40	3	O. Howard: 22-yard pass from D. Mills	3	20
09/18	at Jacksonville	Interception	JAX 32	15	68	Q1 9:11	5	C. Kirk: 10-yard pass from T. Lawrence	0	7
		Punt	JAX 21	6	79	Q2 3:40	4	J. Robinson: 37-yard run	0	14
		Punt	JAX 25	10	41	Q2 4:00	3	R. Patterson: 52-yard FG	0	17
		Punt	JAX 8	12	92	Q3 7:42	7	C. Kirk: 5-yard pass from T. Lawrence	0	24
09/25	Kansas City	Downs	IND 35	4	35	Q1 2:03	2	T. Kelce: 3-yard pass from P. Mahomes	7	6
		Fumble	IND 21	5	21	Q2 1:37	4	C. Edwards-Helaire: 1-yard run	10	14
		Kickoff	KC 31	15	62	Q3 7:04	5	M. Amendola: 26-yard FG	10	17
10/02	Tennessee	Fumble	IND 32	5	32	Q1 2:47	3	R. Woods: 7-yard pass from R. Tannehill	0	7
		Punt	TEN 25	6	75	Q1 3:19	4	D. Henry: 19-yard run	0	14
		Kickoff	TEN 33	9	41	Q2 3:46	3	R. Bullock: 44-yard FG	3	17
		Interception	IND 28	5	28	Q2 1:54	3	C. Okonkwo: 8-yard pass from R. Tannehill	3	24
10/06	at Denver	Punt	DEN 36	10	49	Q1 4:09	3	B. McManus: 33-yard FG	0	3
		Punt	DEN 34	10	40	Q1 4:14	3	Oz. B. McManus: 44-yard FG	0	6
		Interception	IND 27	4	0	Q3 0:19	0	B. McManus: 45-yard FG	6	9
10/16	Jacksonville	Punt	JAX 44	6	56	Q1 3:30	4	T. Lawrence: 1-yard run	0	7
		Kickoff	JAX 25	4	75	Q2 2:29	2	J. Hasty: 61-yard run	3	14
		Kickoff	JAX 25	7	75	Q3 4:05	5	T. Lawrence: 2-yard run	13	21
		Kickoff	JAX 16	18	84	Q4 0:03	8	C. Kirk: 4-yard pass from T. Lawrence	26	27
10/23	at Tennessee	Punt	TEN 28	11	62	Q1 5:32	3	R. Bullock: 27-yard FG	0	3
		Interception	TEN 38	8	52	Q2 3:44	3	R. Bullock: 28-yard FG	0	13
		Kickoff	TEN 25	11	55	Q3 5:20	3	Oz. R. Bullock: 38-yard FG	7	16
		Kickoff	TEN 29	9	41	Q4 3:44	2	R. Bullock: 48-yard FG	10	19
10/30	Washington	Kickoff	WAS 25	6	75	Q2 3:18	4	A. Gibson: 9-yard pass from T. Heinicke	3	7
		WAS 8	12	82	Q4 6:17	5	J. Slye: 28-yard FG	16	10	
		Punt	WAS 11	9	89	Q4 2:17	5	T. Heinicke: 1-yard run	16	17
11/06	at New England	Punt	NE 27	6	42	Q1 2:46	2	Oz. N. Folk: 49-yard FG	0	3
		Punt	IND 43	7	19	Q2 3:00	1	N. Folk: 43-yard FG	0	6
		Blocked Punt	IND 2	2	2	Q2 0:46	1	R. Stevenson: 3-yard pass from M. Jones	0	13
		Kickoff	NE 33	9	42	Q3 3:43	2	N. Folk: 43-yard FG	3	16
		Downs	IND 45	10	35	Q4 4:45	2	N. Folk: 28-yard FG	3	19
11/13	at Las Vegas	Fumble	LV 21	12	79	Q2 5:40	5	F. Moreau: 4-yard pass from D. Carr	10	7
		Missed FG	LV 38	12	62	Q3 7:11	6	J. Jacobs: 1-yard run	13	14
		Punt	IND 48	3	48	Q4 0:56	1	D. Adams: 48-yard pass from D. Carr	19	20
11/20	Philadelphia	Punt	PHI 42	15	54	Q2 7:08	5	J. Elliott: 22-yard FG	7	3
		Missed FG	PHI 40	5	60	Q3 2:04	3	Oz. Q. Watkins: 22-yard pass from J. Hurts	13	10
		Kickoff	PHI 25	11	75	Q4 3:17	4	J. Hurts: 7-yard run	16	17
11/28	Pittsburgh	Kickoff	PIT 25	10	48	Q1 5:33	3	M. Wright: 45-yard FG	0	3
		Punt	PIT 39	8	27	Q1 3:51	2	Oz. M. Wright: 52-yard FG	0	6
		Punt	PIT 21	10	79	Q2 5:31	5	N. Harris: 6-yard run	0	13
		Kickoff	PIT 25	12	68	Q2 2:52	5	M. Wright: 25-yard FG	3	16
		Kickoff	PIT 25	11	75	Q3 5:21	5	Oz. B. Snell, Jr.: 2-yard run	17	24
12/04	at Dallas	Kickoff	DAL 27	12	73	Q1 5:59	5	C. Lamb: 20-yard pass from D. Prescott	3	7
		Punt	DAL 44	6	56	Q2 2:58	3	T. Pollard: 2-yard run	10	14
		Interception	IND 26	5	26	Q2 0:42	2	M. Gallup: 13-yard pass from D. Prescott	13	21
		Kickoff	DAL 25	10	75	Q3 4:51	5	Oz. M. Gallup: 3-yard pass from D. Prescott	19	28
		Interception	DAL 47	3	53	Q4 1:17	2	T. Pollard: 30-yard run	19	40
		Interception	DAL 28	5	72	Q4 2:58	3	E. Elliott: 4-yard run	19	47
		Fumble	IND 29	3	29	Q4 1:34	1	M. Davis: 23-yard run	19	54
12/17	at Minnesota	Punt	MIN 12	7	88	Q3 2:54	4	K. Osborn: 2-yard pass from K. Cousins	33	7
		Kickoff	MIN 25	8	75	Q3 3:40	6	C. Ham: 1-yard run	36	14
		Punt	MIN 39	6	61	Q3 2:14	4	Oz. J. Jefferson: 8-yard pass from K. Cousins	36	21
		Punt	50 yard	5	50	Q4 1:36	4	A. Thielen: 1-yard pass from K. Cousins	36	28
		Downs	line	1	64	Q4 0:13	1	D. Cook: 64-yard pass from K. Cousins	36	36
		Punt	MIN 36	6	60	Q1 1:38	3	G. Joseph: 40-yard FG	36	39
		MIN 18								
12/26	L.A. Chargers	--	--	--	--	--	--	--	--	
01/01	at N.Y. Giants	--	--	--	--	--	--	--	--	
01/08	Houston	--	--	--	--	--	--	--	--	
<b>AVG</b>			<b>8.0</b>	<b>55.9</b>	<b>3:43</b>		<b>3.4</b>			
<b>TOTALS</b>			<b>464</b>	<b>3,241</b>	<b>215:34</b>		<b>200</b>			





# THE LAST TIME



## BY COLTS

## BY OPPONENT

### PASSING

44 att., Matt Ryan @ Tennessee, 10/23/22	40+ PASS ATTEMPTS	54 att., Kirk Cousins @ Minnesota, 12/17/22
58 att., Matt Ryan vs. Jacksonville, 10/16/22	50+ PASS ATTEMPTS	54 att., Kirk Cousins @ Minnesota, 12/17/22
389 yards, Matt Ryan vs. Jacksonville, 10/16/22	300 YARDS PASSING	317 yards, Josh Johnson vs. N.Y. Jets, 11/04/21
402 yards, Carson Wentz @ Baltimore, 10/11/21	400 YARDS PASSING	460 yards, Kirk Cousins @ Minnesota, 12/17/22
* Never Has Happened *	500 YARDS PASSING	522 yards, Ben Roethlisberger @ Pittsburgh, 10/26/14
3 tds, Matt Ryan: (4, 10, 32) vs. Jacksonville, 10/16/22	THREE TOUCHDOWN PASSES	3 tds, Dak Prescott: (20, 13, 3) @ Dallas, 12/04/22
4 tds, Jacoby Brissett: (11, 2, 4, 3) vs. Houston, 10/20/19	FOUR TOUCHDOWN PASSES	4 tds, Kirk Cousins: (2, 8, 1, 64) @ Minnesota, 12/17/22
5 tds, Andrew Luck: (30, 3, 48, 73, 79) vs. Washington, 11/30/14	FIVE TOUCHDOWN PASSES	5 tds, Drew Brees: (14, 4, 6, 4, 2) @ New Orleans, 10/23/11
6 tds, Peyton Manning: (4, 12, 25, 13, 10, 5) @ Detroit, 11/25/04	SIX TOUCHDOWN PASSES	6 tds, Ben Roethlisberger: (18, 5, 8, 47, 2, 11) @ Pittsburgh, 10/26/14
* Never Has Happened *	FOUR OR MORE INTERCEPTION GAME	* Never Has Happened *
3 ints, Matt Ryan @ Dallas, 12/04/22	THREE INTERCEPTIONS THROWN	3 ints, Sam Darnold vs. N.Y. Jets, 09/27/20
4 ints, Peyton Manning vs. Dallas, 12/05/10	FOUR INTERCEPTIONS THROWN	4 ints, Tom Brady @ New England, 11/05/06
* Never Has Happened *	FIVE INTERCEPTIONS THROWN	5 ints, Terry Bradshaw vs. Pittsburgh, 10/30/77
6 ints, Peyton Manning @ San Diego, 11/11/07	SIX INTERCEPTIONS THROWN	* Never Has Happened *

### RUSHING

31 att., Jonathan Taylor @ Houston, 09/11/22	30+ RUSHING ATTEMPTS	30 att., Derrick Henry @ Tennessee, 10/23/22
147 yards, Jonathan Taylor @ Las Vegas, 11/13/22	100 YARDS RUSHING	128 yards, Derrick Henry @ Tennessee, 10/23/22
161 yards, Jonathan Taylor @ Houston, 09/11/22	150 YARDS RUSHING	178 yards, Derrick Henry vs. Tennessee, 11/29/20
253 yards, Jonathan Taylor vs. Jacksonville, 01/03/21	200 YARDS RUSHING	201 yards, Jonas Gray vs. New England, 11/16/14
207 yards, Indianapolis 25, Las Vegas 20 @ Las Vegas, 11/13/22	200 YARDS RUSHING (TEAM)	220 yards, Dallas 54, Indianapolis 19 @ Dallas, 12/04/22
* Never Has Happened *	300 YARDS RUSHING (TEAM)	352 yards, Indianapolis 20, Kansas City 13 @ Kansas City, 12/23/12
Jacoby Brissett: (11) Jordan Wilkins: (11) Marlon Mack: (2) vs. Carolina, 12/22/19	THREE PLAYERS WITH ONE TD RUSHING	Joe Burrow: (2) Joe Mixon: (7) Giovani Bernard: (2) vs. Cincinnati, 10/18/20
116 yards/109 yards, Jonathan Williams/Marlon Mack vs. Jacksonville, 11/17/19	TWO 100-YARD RUSHERS	102 yards/102 yards, Russell Wilson/Marshawn Lynch vs. Seattle, 10/06/13
2 tds, Jonathan Taylor: (1, 3) @ Houston, 12/05/21	TWO TOUCHDOWNS RUSHING	2 tds, Tony Pollard: (2, 30) @ Dallas, 12/04/22
3 tds, Edgerrin James: (1, 8, 1) vs. St. Louis, 10/17/05	THREE TOUCHDOWNS RUSHING	3 tds, Leonard Fournette: (1, 4, 28) vs. Tampa Bay, 11/28/21
4 tds, Jonathan Taylor: (3, 2, 10, 1) @ Buffalo, 11/21/21	FOUR TOUCHDOWNS RUSHING	4 tds, Jonas Gray: (4, 2, 2, 1) vs. New England, 11/16/14
* Never Has Happened *	FIVE TOUCHDOWNS RUSHING	5 tds, Jim Brown vs. Cleveland, 11/01/59

### RECEIVING

134 yards, Michael Pittman Jr. vs. Jacksonville, 10/16/22	100 YARDS RECEIVING	157 yards/123 yards, K.J. Osborn/Justin Jefferson @ Minnesota, 12/17/22
199 yards, T.Y. Hilton @ Houston, 12/09/18	150 YARDS RECEIVING	157 yards, K.J. Osborn @ Minnesota, 12/17/22
223 yards, T.Y. Hilton @ Houston, 10/09/14	200 YARDS RECEIVING	229 yards, Andre Johnson @ Houston, 11/03/13
134 yards/127 yards, Donte Moncrief/Coby Fleener vs. Washington, 11/30/14	TWO 100-YARD RECEIVERS	157 yards/123 yards, K.J. Osborn/Justin Jefferson @ Minnesota, 12/17/22



# THE LAST TIME



10 , Michael Pittman Jr. @ Minnesota, 12/17/22	10 OR MORE RECEPTIONS	12 /10 , Justin Jefferson/K.J. Osborn @ Minnesota, 12/17/22
2 tds, Mo Alie-Cox: (14, 7) vs. Tennessee, 10/02/22	TWO TOUCHDOWN RECEPTIONS	2 tds, Michael Gallup: (13, 3) @ Dallas, 12/04/22
3 tds, Dwayne Allen: (7, 21, 23) @ N.Y. Jets, 12/05/16	THREE TOUCHDOWN RECEPTIONS	3 tds, Antonio Brown: (25, 33, 22) vs. Pittsburgh, 11/24/16
* Never Has Happened *	FOUR TOUCHDOWN RECEPTIONS	* Never Has Happened *
* Never Has Happened *	FIVE TOUCHDOWN RECEPTIONS	* Never Has Happened *
Donte Moncrief: (48, 79)/Coby Fleener: (30, 73) vs. Washington, 11/30/14	TWO PLAYERS WITH TWO TD RECEPTIONS	Mark Andrews: (6, 4)/Marquise Brown: (43, 5) @ Baltimore, 10/11/21

## COMBINED YARDS

161 yards/121 yards, Jonathan Taylor/Michael Pittman Jr. @ Houston, 09/11/22	100-YARD RUSHER AND 100-YARD RECEIVER	100 yards/123 yards, Leonard Fournette/Rob Gronkowski vs. Tampa Bay, 11/28/21
104 yards/128/124 yards, Edgerrin James/Marvin Harrison/Reggie Wayne @ New England, 11/07/05	100-YARD RUSHER/TWO 100-YARD RECEIVERS	134 yards/118/114 yards, DeAngelo Williams/Antonio Brown/Martavis Bryant @ Pittsburgh, 12/06/15
161 yards/352 yards, Jonathan Taylor/Matt Ryan @ Houston, 09/11/22	100-YARD RUSHER AND 300-YARD PASSER	122 yards/330 yards, T.J. Yeldon/Blake Bortles vs. Jacksonville, 10/22/17
134 yards/389 yards, Michael Pittman Jr./Matt Ryan vs. Jacksonville, 10/16/22	100-YARD RECEIVER AND 300-YARD PASSER	157/123 yards/460 yards, K.J. Osborn/Justin Jefferson/Kirk Cousins @ Minnesota, 12/17/22
161 yards/352 yards/121 yards, Jonathan Taylor/Matt Ryan Michael Pittman Jr. @ Houston, 09/11/22	100-YARD RUSHER, 300-YARD PASSER, 100-YARD RECEIVER	122 yards/330 yards/101 yards, T.J. Yeldon/Blake Bortles Allen Hurns vs. Jacksonville, 10/22/17
134/127 yards/370 yards, Donte Moncrief/Coby Fleener/Andrew Luck vs. Washington, 11/30/14	TWO 100-YARD RECEIVERS/300-YARD PASSER	157/123 yards/460 yards, K.J. Osborn/Justin Jefferson/Kirk Cousins @ Minnesota, 12/17/22

## TEAM/MISCELLANEOUS

Indianapolis 24, Houston 0 @ Houston, 10/09/14	20 FIRST-QUARTER POINTS	New Orleans 21, Indianapolis 0 @ New Orleans, 10/23/11
Indianapolis 21, Tampa Bay 14 vs. Tampa Bay, 11/28/21	20 SECOND-QUARTER POINTS	Tennessee 21, Indianapolis 7 vs. Tennessee, 11/29/20
Indianapolis 21, Washington 14 vs. Washington, 11/30/14	20 THIRD-QUARTER POINTS	Seattle 22, Indianapolis 3 @ Seattle, 10/01/17
Indianapolis 21, Detroit 7 @ Detroit, 11/01/20	20 FOURTH-QUARTER POINTS	Minnesota 22, Indianapolis 0 @ Minnesota, 12/17/22
(7, 7, 7, 10 Points), Indianapolis 31, Houston 0 @ Houston, 12/05/21	SCORE TOUCHDOWN IN EACH QUARTER	(7, 7, 7, 6 Points), Indianapolis 34, Jacksonville 27 vs. Jacksonville, 10/16/22
33 (first half), Minnesota 39, Indianapolis 36 @ Minnesota, 12/17/22	30 ONE-HALF POINTS	36 (second half), Minnesota 39, Indianapolis 36 @ Minnesota, 12/17/22
Indianapolis 41, Buffalo 15 @ Buffalo, 11/21/21	40 POINTS	Tennessee 45, Indianapolis 26 vs. Tennessee, 11/29/20
Indianapolis 51, Tennessee 24 vs. Tennessee, 12/05/04	50 POINTS	Dallas 54, Indianapolis 19 @ Dallas, 12/04/22
415 yards, Indianapolis 415, Las Vegas 309 @ Las Vegas, 11/13/22	400 TOTAL YARDS OF OFFENSE	486 yards, Indianapolis 532, N.Y. Jets 486 vs. N.Y. Jets, 11/04/21
517 yards, Indianapolis 517, Houston 299 @ Houston, 09/11/22	500 TOTAL YARDS OF OFFENSE	518 yards, Minnesota 518, Indianapolis 341 @ Minnesota, 12/17/22

ST: (5:57) (Shotgun) K.Cousins pass short middle intended for J.Reagor INTERCEPTED by J.Blackmon at MIN 17.  
 J.Blackmon for 17 yards, TOUCHDOWN.DEF: (3:55) M.Ryan pass short right to D.Jackson for 1 yard, TOUCHDOWN.OFF: (8:20) R.Wright punt is BLOCKED by I.Odenigbo, Center-A.DePaola, RECOVERED by IND-J.Domann at MIN 24.  
 J.Domann for 24 yards, TOUCHDOWN. @ Minnesota, 12/17/22

### TOUCHDOWN ON OFFENSE, DEFENSE AND

### SPECIAL TEAMS

ST: (13:45) (Shotgun) B.Bortles pass deep right to A.Hurns for 80 yards, TOUCHDOWN.ST: (6:03) (Shotgun) D.Robinson up the middle for 1 yard, TOUCHDOWN.ST: (4:55) (Shotgun) B.Bortles pass short middle to A.Robinson for 4 yards, TOUCHDOWN.ST: (2:00) B.Bortles up the middle for 1 yard, TOUCHDOWN.ST: (12:56) (Shotgun) B.Bortles pass short left to J.Thomas for 3 yards, TOUCHDOWN.DEF: (1:11) (Shotgun) M.Hasselbeck sacked at JAX 42 for -8 yards (A.Branch), FUMBLES (A.Branch), RECOVERED by JAX-A.Branch at IND 49. A.Branch for 49 yards, TOUCHDOWN.OFF: (12:06) P.McAfee punts 50 yards to JAX 27, Center-M.Overtton. R.Greene for 73 yards, TOUCHDOWN. @ Jacksonville, 12/13/15

Phillip Lindsay: TWO-POINT CONVERSION ATTEMPT. 30-P.Lindsay rushes up the middle. ATTEMPT SUCCEEDS. vs. Jacksonville, 10/16/22

### MADE TWO-POINT CONVERSION

Kirk Cousins: (Pass formation) TWO-POINT CONVERSION ATTEMPT. 8-K.Cousins pass to 87-T.Hockenson is complete. ATTEMPT SUCCEEDS. @ Minnesota, 12/17/22



# THE LAST TIME



Matt Ryan: TWO-POINT CONVERSION ATTEMPT. 2-M.Ryan pass to 1-P.Campbell is incomplete. ATTEMPT FAILS. Injury Update: 3-A.Brown has an ankle injury and will not return to the game. @ Dallas, 12/04/22

## FAILED TWO-POINT CONVERSION

CeeDee Lamb: TWO-POINT CONVERSION ATTEMPT. 88-C.Lamb pass to 85-N.Brown is incomplete. ATTEMPT FAILS. @ Dallas, 12/04/22

Indianapolis 12, Denver 9 @ Denver, 10/06/22	OVERTIME WIN	Minnesota 39, Indianapolis 36 @ Minnesota, 12/17/22
Minnesota 39, Indianapolis 36 @ Minnesota, 12/17/22	OVERTIME LOSS	Indianapolis 12, Denver 9 @ Denver, 10/06/22
Houston 20, Indianapolis 20 @ Houston, 09/11/22	TIE GAME	Houston 20, Indianapolis 20 @ Houston, 09/11/22
Indianapolis 23, Dallas 0 vs. Dallas, 12/16/18	SHUTOUT AT HOME	Jacksonville 27, Indianapolis 0 vs. Jacksonville, 10/22/17
Baltimore Colts 20, Green Bay Packers 20 (OT) @ New England, 12/06/92	SHUTOUT ON THE ROAD	Jacksonville 24, Indianapolis 0 @ Jacksonville, 09/18/22
Indianapolis 34, Green Bay 31 vs. Green Bay, 11/22/20	OVERTIME WIN AT HOME	Tennessee 34, Indianapolis 31 vs. Tennessee, 10/31/21
Indianapolis 12, Denver 9 @ Denver, 10/06/22	OVERTIME WIN ON THE ROAD	Minnesota 39, Indianapolis 36 @ Minnesota, 12/17/22
vs. Jacksonville, 10/16/22	NO SACKS/NO INTERCEPTIONS ALLOWED	@ Jacksonville, 09/18/22
41:35 TOP, Indianapolis 31, Houston 0 @ Houston, 12/05/21	OVER 40:00 TIME OF POSSESSION (NON-OT)	40:12 TOP, Philadelphia 20, Indianapolis 16 @ Philadelphia, 09/23/18
0 to, Indianapolis 34, Jacksonville 27 vs. Jacksonville, 10/16/22	NO TURNOVERS	0 to, Pittsburgh 24, Indianapolis 17 vs. Pittsburgh, 11/28/22

## DEFENSE

2 ints, Xavier Rhodes vs. N.Y. Jets, 09/27/20	TWO INTERCEPTIONS	2 ints, DaRon Bland @ Dallas, 12/04/22
3 tds, Mike Prior vs. Phoenix, 12/20/92	THREE INTERCEPTIONS	3 ints, Antonio Cromartie @ San Diego, 11/11/07
* Never Has Happened *	FOUR INTERCEPTIONS	* Never Has Happened *
3.0 sk, DeForest Buckner vs. Houston, 12/20/20	THREE SACK GAME	3.0 sk/3.0 sk, Matthew Judon/Josh Uche @ New England, 11/06/22
4.0 sacks, Chip Banks vs. Cleveland, 09/06/92	FOUR SACK GAME	4.0 sacks, Bruce Smith vs. Buffalo, 12/09/90
* Never Has Happened *	FIVE SACK GAME	* Never Has Happened *
1 yards, Dallas 42, Indianapolis 7 @ Dallas, 12/21/14	LESS THAN 25 RUSHING YARDS	22 yards, Pittsburgh 28, Indianapolis 24 @ Pittsburgh, 12/27/20
45 yards, Indianapolis 34, Jacksonville 27 vs. Jacksonville, 10/16/22	LESS THAN 50 RUSHING YARDS	35 yards, Indianapolis 27, Miami 17 @ Miami, 10/03/21
92 yards, Minnesota 39, Indianapolis 36 @ Minnesota, 12/17/22	LESS THAN 100 RUSHING YARDS	99 yards, Philadelphia 17, Indianapolis 16 vs. Philadelphia, 11/20/22
43 yards, New England 26, Indianapolis 3 @ New England, 11/06/22	LESS THAN 50 NET PASSING YARDS	42 yards, Indianapolis 23, Tennessee 0 vs. Tennessee, 12/28/08
43 yards, New England 26, Indianapolis 3 @ New England, 11/06/22	LESS THAN 100 NET PASSING YARDS	57 yards, Indianapolis 31, Houston 0 @ Houston, 12/05/21
141 yards, Indianapolis 31, Houston 0 @ Houston, 12/05/21	LESS THAN 150 YARDS NET OFFENSE	121 yards, New England 26, Indianapolis 3 @ New England, 11/06/22
141 yards, Indianapolis 31, Houston 0 @ Houston, 12/05/21	LESS THAN 200 YARDS NET OFFENSE	121 yards, New England 26, Indianapolis 3 @ New England, 11/06/22
4 to, N.Y. Jets 42, Indianapolis 34 @ N.Y. Jets, 10/14/18	FORCED FOUR TURNOVERS	4 to, Indianapolis 41, Buffalo 15 @ Buffalo, 11/21/21
5 to, Dallas 54, Indianapolis 19 @ Dallas, 12/04/22	FORCED FIVE+ TURNOVERS	5 to, Indianapolis 37, Buffalo 5 vs. Buffalo, 10/21/18
17 yards, Julian Blackmon: (5:57) (Shotgun) 8-K.Cousins pass short middle intended for 5-J.Reagar INTERCEPTED by 32-J.Blackmon at MIN 17. 32-J.Blackmon for 17 yards, TOUCHDOWN. @ Minnesota, 12/17/22	INTERCEPTED PASS RETURNED FOR A TOUCHDOWN	17 yards, Jonathan Jones: (4:07) (Shotgun) 4-S.Ehlinger pass short left intended for 83-K.Granson INTERCEPTED by 31-Jo.Jones at IND 17. 31-Jo.Jones for 17 yards, TOUCHDOWN. @ New England, 11/06/22
0 yards, Ashton Dulin: (14:17) (Punt formation) 6-J.Hekker aborted. 42-M.Orzech FUMBLES at LA 5, touched at LA 5, recovered by LA-6-J.Hekker at LA 1. 6-J.Hekker to LA 1 for no gain (45-E.Speed). FUMBLES (45-E.Speed), RECOVERED by IND-16-A.Dulin at LA -4. TOUCHDOWN. vs. L.A. Rams, 09/19/21	FUMBLE RETURNED FOR A TOUCHDOWN	38 yards, Malik Hooker: (13:46) 2-M.Ryan pass short right to 81-M.Alie-Cox to IND 33 for 6 yards (33-D.Clark). FUMBLES (33-D.Clark), RECOVERED by DAL-28-M.Hooker at IND 38. 28-M.Hooker for 38 yards, TOUCHDOWN. @ Dallas, 12/04/22



# THE LAST TIME



(4:25) (Shotgun) 1-K.Murray to ARZ 6 for -5 yards. FUMBLES, and recovers at ARZ -5. 1-K.Murray pass incomplete short right. PENALTY on ARZ-1-K.Murray, Intentional Grounding, 11 yards, enforced in End Zone, SAFETY. @ Arizona, 12/25/21	SAFETY SCORED	(14:44) 17-P.Rivers pass incomplete short left [95-M.Garrett]. PENALTY on IND-17-P.Rivers, Intentional Grounding, 4 yards, enforced in End Zone, SAFETY. @ Cleveland, 10/11/20
Indianapolis 31, Houston 0 @ Houston, 12/05/21	SHUTOUT	Jacksonville 24, Indianapolis 0 @ Jacksonville, 09/18/22
<b>SPECIAL TEAMS</b>		
4 fg, Chase McLaughlin: (62, 51, 31, 48) @ Denver, 10/06/22	FOUR FIELD GOALS	4 fg, Nick Folk (49, 43, 43, 28) @ New England, 11/06/22
5 fg, Chase McLaughlin: (26, 28, 49, 27, 52) @ Minnesota, 12/17/22	FIVE FIELD GOALS	7 fg, Jason Myers: (30, 48, 32, 37, 45, 37, 45) @ N.Y. Jets, 10/14/18
* Never Has Happened *	SIX FIELD GOALS	7 fg, Jason Myers: (30, 48, 32, 37, 45, 37, 45) @ N.Y. Jets, 10/14/18
52 yards, Chase McLaughlin: (4:59) 7-C.McLaughlin 52 yard field goal is GOOD, Center-46-L.Rhodes, Holder-6-M.Haack. @ Minnesota, 12/17/22	50-59 YARD FIELD GOAL	52 yards, Matthew Wright: (5:59) 4-M.Wright 25 yard field goal is GOOD, Center-46-C.Kuntz, Holder-6-P.Harvin. vs. Pittsburgh, 11/28/22
* Never Has Happened *	60+ YARD FIELD GOAL	60 yards, Rob Bironas: (1:21) (Field Goal formation) 2-R.Bironas 60 yard field goal is GOOD, Center-58-K.Amato, Holder-15-C.Henrich. @ Tennessee, 12/03/06
Brett Maher [Grover Stewart blocked]: 19-B.Maher extra point is Blocked (90-G.Stewart), Center-45-M.Overton, Holder-5-B.Anger. DEFENSIVE TWO-POINT ATTEMPT. 58-B.Okereke recovered the blocked kick. ATTEMPT FAILS. @ Dallas, 12/04/22	POINT AFTER TOUCHDOWN ATTEMPT BLOCKED	Adam Vinatieri [Cameron Heyward blocked]: 4-A.Vinatieri extra point is Blocked (97-C.Heyward), Center-46-L.Rhodes, Holder-8-R.Sanchez. @ Pittsburgh, 11/03/19
Rodrigo Blankenship: 3-R.Blankenship extra point is No Good, Wide Left, Center-46-L.Rhodes, Holder-8-R.Sanchez. @ Baltimore, 10/11/21	MISSED POINT AFTER TOUCHDOWN ATTEMPT	Matt Ammendola: 19-M.Ammendola extra point is No Good, Wide Left, Center-41-J.Winchester, Holder-5-T.Townsend. vs. Kansas City, 09/25/22
59 yards, Chase McLaughlin: (0:33) 7-C.McLaughlin 59 yard field goal is BLOCKED (92-L.Loudemilki), Center-46-L.Rhodes, Holder-6-M.Haack. vs. Pittsburgh, 11/28/22	BLOCKED FIELD GOAL	34 yards, Brandon McManus: (4:35) 8-B.McManus 34 yard field goal is BLOCKED (90-G.Stewart), Center-46-J.Bobenmoyer, Holder-17-C.Waitman. @ Denver, 10/06/22
Lawrence Guy: (13:20) 4-S.Hauschka 48 yard field goal is BLOCKED (67-L.Guy), Center-49-C.Gresham, Holder-9-J.Ryan, RECOVERED by IND-26-D.Howell at IND 39. 26-D.Howell for 61 yards, TOUCHDOWN. vs. Seattle, 10/06/13	BLOCKED FIELD GOAL RETURNED FOR A TOUCHDOWN	Dane Cruikshank: (5:12) 4-A.Vinatieri 46 yard field goal is BLOCKED (29-D.Cruikshank), Center-46-L.Rhodes, Holder-8-R.Sanchez, RECOVERED by TEN-23-T.Smith at TEN 37. 23-T.Smith for 63 yards, TOUCHDOWN. vs. Tennessee, 12/01/19
62 yds, Matt Haack vs. Washington, 10/30/22	60-69 YARD PUNT	63 yds, Ryan Wright @ Minnesota, 12/17/22
70 yds, Matt Haack @ Houston, 09/11/22	70+ YARD PUNT	78 yds, Brad Nortman @ Jacksonville, 10/02/16
10 punts, Pat McAfee vs. New Orleans, 10/25/15	PUNTED 10+ TIMES	10 punts, Thomas Morstead vs. New Orleans, 10/25/15
Matt Haack: (7:05) 6-M.Haack punt is BLOCKED by 31-Jo.Jones, Center-46-L.Rhodes, RECOVERED by NE-41-B.Schooler at IND 8. 41-B.Schooler to IND 2 for 6 yards (6-M.Haack). @ New England, 11/06/22	BLOCKED PUNT	Ryan Wright: (8:20) 14-R.Wright punt is BLOCKED by 59-I.Odenigbo, Center-42-A.DePaola, RECOVERED by IND-57-J.Domann at MIN 24. 57-J.Domann for 24 yards, TOUCHDOWN. @ Minnesota, 12/17/22
Ifeadi Odenigbo: (8:20) 14-R.Wright punt is BLOCKED by 59-I.Odenigbo, Center-42-A.DePaola, RECOVERED by IND-57-J.Domann at MIN 24. 57-J.Domann for 24 yards, TOUCHDOWN. @ Minnesota, 12/17/22	BLOCKED PUNT RETURNED FOR A TOUCHDOWN	Bryan Braman: (1:54) 1-P.McAfee punt is BLOCKED by 50-B.Braman, Center-45-M.Overton, TOUCHDOWN by HST-50-B.Braman at IND 8. 50-B.Braman for 8 yards, TOUCHDOWN. The Replay Assistant challenged the runner was down by contact ruling, and the play was Upheld. @ Houston, 12/16/12
Jacksonville 27, Indianapolis 20 @ Jacksonville, 09/13/20	NO PUNTS	Indianapolis 28, Jacksonville 25 vs. Jacksonville, 12/02/07
51 yards, Chester Rogers vs. Tennessee, 11/18/18	50-69 YARD PUNT RETURN	68t yards, Julian Edelman @ New England, 11/18/12
84t yards, Nyheim Hines vs. Carolina, 12/22/19	70-89 YARD PUNT RETURN	73t yards, Rashad Greene Sr. @ Jacksonville, 12/13/15
90t yards, T.J. Rushing @ Oakland, 12/16/07	90+ YARD PUNT RETURN	98t yards, Tavon Austin vs. St. Louis, 11/10/13
60 yards, Quan Bray @ Tennessee, 10/16/17	50-69 YARD KICKOFF RETURN	59 yards, Keelan Cole Sr. @ Jacksonville, 12/29/19
89 yards, Dallis Flowers vs. Pittsburgh, 11/28/22	70-89 YARD KICKOFF RETURN	76 yards, Kealoha Pilares vs. Carolina, 11/27/11
101t yards, Isaiah Rodgers Sr. @ Cleveland, 10/11/20	90+ YARD KICKOFF RETURN	99t yards, Jacoby Ford @ Oakland, 12/26/10



# THE LAST TIME



101 yards, Isaiah Rodgers Sr.: 2-C.Parkey kicks 66 yards from CLV 35 to IND -1. 34-L.Rodgers for 101 yards, TOUCHDOWN. @ Cleveland, 10/11/20

KICKOFF RETURNED FOR A TOUCHDOWN

42 yards, A.J. Brown: 8-R.Sanchez kicks inside 7 yards from IND 35 to IND 42. 11-A.Brown for 42 yards, TOUCHDOWN. vs. Tennessee, 11/29/20

71 yards, Nyheim Hines: (7:34) (Punt formation) 5-M.Palardy punts 53 yards to IND 29, Center-44-J.Jansen. 21-N.Hines for 71 yards, TOUCHDOWN. vs. Carolina, 12/22/19

PUNT RETURNED FOR A TOUCHDOWN

73 yards, Rashad Greene Sr.: (12:06) 1-P.McAfee punts 50 yards to JAX 27, Center-45-M.Overton. 13-R.Greene for 73 yards, TOUCHDOWN. @ Jacksonville, 12/13/15

Josh Ferguson: 1-P.McAfee kicks inside 30 yards from IND 35 to TEN 35. RECOVERED by IND-34-J.Ferguson. @ Tennessee, 10/23/16

SUCCESSFUL ONSIDE KICK

Tom Nelson: 2-M.Nugent kicks inside 15 yards from CIN 30 to CIN 45. RECOVERED by CIN-43-T.Nelson. PENALTY on IND-85-P.Garcon, Unsportsmanlike Conduct, 15 yards, enforced at CIN 45. vs. Cincinnati, 11/14/10

52 yards, Chase McLaughlin: (4:59) 7-C.McLaughlin 52 yard field goal is GOOD, Center-46-L.Rhodes, Holder-6-M.Haack. @ Minnesota, 12/17/22

MADE FIELD GOAL OF 50 YARDS OR LONGER

52 yards, Matthew Wright: (14:14) 4-M.Wright 52 yard field goal is GOOD, Center-46-C.Kuntz, Holder-6-P.Harvin. vs. Pittsburgh, 11/28/22







UPDATED PLAYER BIOS

**KENNY MOORE II**

CORNERBACK

# 81 MO ALIE-COX

TIGHT END



**MO ALIE-COX**: ORIGINALLY SIGNED BY THE COLTS AS AN UNDRAFTED FREE AGENT ON APRIL 20, 2017.



BIG  
MO

**6-5 • 267 LBS**  
**NFL EXP: 5**  
**(6TH YEAR WITH THE COLTS)**  
**BORN: 9/19/93**



COLLEGE:  
**VIRGINIA COMMONWEALTH**

## 4TH-AND-SHORT

- In his first five seasons, he accumulated 70 receptions for 936 yards and eight touchdowns.
- Tallied career highs in receptions (five) and receiving yards (111) in Week 2 of 2020 vs. MIN.
- As a college basketball player at VCU, he competed in 142 games (103 starts) and racked up 1,092 points, 663 rebounds, 87 steals, 112 assists and 255 blocks.
- Prior to the NFL, he hadn't played organized football since his freshman year of high school.

## DOWN THE STRETCH

**Favorite musician and/or song:** My favorite musician would probably be Future. Favorite song would probably be "Rotation."

**Hobbies outside of football:** Playing basketball, playing Xbox. I play a lot of Madden, NBA 2K and Grand Theft Auto.

**What is something interesting about you that most people may not know:** I'm an avid cartoon watcher. I watch a lot of cartoons.

**Favorite food:** Pasta – chicken parmesan or chicken alfredo.

**Favorite vacation spot:** Believe it or not, I've never been on vacation, but I'd probably say when I go out to Los Angeles to visit friends.

**Favorite television show:** "Dragon Ball Z"

**What's the one thing you couldn't live without:** My phone and my mom of course.

**Pregame ritual:** I listen to a variety of different artists such as Migos, Lil Uzi, Future - music that gets you hype. Then I do certain stretches just to make sure I'm loose in certain areas more than others.

**What's on your bucket list:** Skydiving. It looks interesting. Bungee jumping would be one too as well as traveling the world.

@MoAlie81

@MA\_XII\_



### THE TRANSITION

Alie-Cox grew up playing both football and basketball, but his opportunities in high school came on the hardwood, not the gridiron. After transferring to Middleburg (Va.) Academy, a school that didn't field a football team, he excelled on the basketball court and accepted a scholarship to play at VCU. In college, he starred as a forward for the Rams and became an accomplished shot blocker, posting the second-most blocks in school history (255). His athletic, 6-5, 267-pound frame with a 7-1 wingspan also caught the attention of NFL scouts and even players



like Jason Witten. "I always told myself if I ever had the chance to go play football again, I would probably take the opportunity to do it," Alie-Cox said.

### EMULATING MOSS

Alie-Cox was a football fanatic as a youngster. "I liked football more than basketball growing up as a kid. All I did was watch football. Me and my brothers played tackle football, one-on-one in the yard all the time." He grew up idolizing his favorite player, wide receiver Randy Moss. Now as a pro tight end, Alie-Cox still tries to emulate Moss' game. "I like going over people, catching the ball, 'Mossin' people."



### NFL HIGHLIGHTS

- Has played in 71 games (25 starts) and has tallied 87 receptions for 1,119 yards and 10 touchdowns. He has started one postseason contest and recorded four receptions for 32 yards.
- In 2022, he has appeared in 14 games (nine starts) and has recorded 17 receptions for 183 yards and two touchdowns. In Week 4 vs. Tennessee, he led the team in receiving with 85 yards on a single-game career-high six receptions with two touchdowns. He tied his single-game career high for touchdown receptions.
- Competed in all 17 games (seven starts) in 2021 and tallied 24 receptions for 316 yards and four touchdowns. In Week 4 at Miami, he recorded three receptions for 42 yards and a single-game career-high two touchdowns. He became the first Colts tight end to tally two receiving touchdowns in the same game since Week 2 of 2018.

### SMART MAN

Alie-Cox credits his college basketball coach, Shaka Smart, with helping him develop as person and as an athlete. Smart pushed him to graduate with higher than a 3.0 GPA. Alie-Cox met this goal in only three years before completing a master's program. Smart also helped Alie-Cox in the toughness and confidence departments. "I was good, but I couldn't do it for long spurts," Alie-Cox said. "He really challenged me, and I think that's helped me getting to this point, being able to fight through fatigue and focused in on being mentally tough." Alie-Cox would have to scream at the top of his lungs every time he entered Coach Smart's office. "It was his way of instilling confidence in me. I'm not a person that talks, so we'd do little things like that."



### NFL HIGHLIGHTS CONT...

- In Week 5 vs. Houston, he tallied a 28-yard touchdown reception, which set a single-season career high (three).
- In 2020, he appeared in 15 games (six starts) and tallied 31 receptions for 394 yards and two touchdowns. In Week 2 vs. Minnesota, he recorded career highs in receptions (five) and receiving yards (111). They were both game highs as well. In Week 3 vs. the New York Jets, he recorded three receptions for 50 yards and one touchdown. Started one postseason contest and registered four receptions for 32 yards.
- Played in all 16 games (two starts) in 2019 and had eight receptions for 93 yards.
- In 2018, he saw action in nine games (one start) and had seven receptions for 133 yards and two touchdowns. Scored his first touchdown in Week 8 at Oakland on a 26-yard reception. Appeared in two postseason games (one start) and helped the Colts rush for a postseason franchise record 200 yards during AFC Wild Card weekend.
- Spent 13 weeks on the Colts practice squad in 2017 after being signed by the team as an undrafted free agent.



## PERSONAL

- Attended Middleburg (Va.) Academy.
- Listed as the No. 9 basketball recruit in Virginia, according to *Rivals.com*.
- Averaged nearly 20 points and over 10 rebounds per game during his senior campaign at Middleburg and was named an all-state first-team selection.
- As a junior, led Middleburg Academy with 16 points, 12 rebounds and seven blocks per game and earned all-state first-team accolades.
- Completed an undergrad degree in criminal justice in three years and added a master's degree in criminal justice and homeland security at VCU.
- After football, he's considering going back to law school and pursuing a career with the United States Secret Service agency.
- Participated in the NFL's My Cause My Cleats initiative and represented Kicking The Stigma (2021), Hands Up United (2020) and Dream Alive (2019).
- In 2020, he participated in a Colts' mobile pantry distribution and also attended a Marion County Juvenile Detention Center activation event.
- A native of Alexandria, Va.

## ADDITIONAL TRANSACTIONS

- Re-signed by Indianapolis on May 3, 2021.
- Re-signed with the Colts on December 30, 2019.
- Signed to the Indianapolis active roster from the practice squad on October 12, 2018.
- Signed to the Colts practice squad on October 5, 2018.
- Waived by Indianapolis on October 3, 2018.
- Signed to the Colts active roster from the practice squad on September 28, 2018.
- Signed by the Colts to the practice squad on September 2, 2018.
- Waived by Indianapolis on September 1, 2018.
- Signed by the Colts to a reserve/future contract on January 1, 2018.
- Signed by the Colts to the practice squad on October 7, 2017.
- Waived by the Colts on August 11, 2017.

## MO ALIE-COX'S - NFL REGULAR SEASON STATISTICS

DATE	TEAM	GP	GS	RECEIVING					RUSHING				
				NO.	YDS.	AVG.	LG	TD	NO.	YDS.	AVG.	LG	TD
2017	Colts	0	0	0	0	0.0	0	0	0	0	0.0	0	0
2018	Colts	9	1	7	133	19.0	34	2	0	0	0.0	0	0
2019	Colts	16	2	8	93	11.6	21	0	0	0	0.0	0	0
2020	Colts	15	6	31	394	12.7	45	2	0	0	0.0	0	0
2021	Colts	17	7	24	316	13.2	37	4	0	0	0.0	0	0
2022	Colts	14	9	17	183	10.8	34	2	0	0	0.0	0	0
<b>TOTALS</b>		<b>71</b>	<b>25</b>	<b>87</b>	<b>1,119</b>	<b>12.9</b>	<b>45</b>	<b>10</b>	<b>0</b>	<b>0</b>	<b>0.0</b>	<b>0</b>	<b>0</b>

## MO ALIE-COX'S - NFL POSTSEASON STATISTICS

DATE	TEAM	GP	GS	RECEIVING					RUSHING				
				NO.	YDS.	AVG.	LG	TD	NO.	YDS.	AVG.	LG	TD
2018	Colts	2	1	0	0	0.0	0	0	0	0	0.0	0	0
2020	Colts	1	1	4	32	8.0	16	0	0	0	0.0	0	0
<b>TOTALS</b>		<b>3</b>	<b>2</b>	<b>4</b>	<b>32</b>	<b>8.0</b>	<b>16</b>	<b>0</b>	<b>0</b>	<b>0</b>	<b>0.0</b>	<b>0</b>	<b>0</b>



## SINGLE-GAME HIGHS: RECEIVING

<b>Receptions</b>	6 vs. Tennessee Titans, Oct 02, 2022 5 vs. Minnesota Vikings, Sep 20, 2020 3 vs. Las Vegas Raiders, Jan 02, 2022 ...8 more at 3.	<b>Receiving TDs</b>	2 vs. Tennessee Titans, Oct 02, 2022 ...1 more at 2.
<b>Receiving Yards</b>	111 vs. Minnesota Vikings, Sep 20, 2020 85 vs. Tennessee Titans, Oct 02, 2022 50 at Baltimore Ravens, Oct 11, 2021 ...1 more at 50.	<b>All-Purpose Yards</b>	111 vs. Minnesota Vikings, Sep 20, 2020 85 vs. Tennessee Titans, Oct 02, 2022 50 at Baltimore Ravens, Oct 11, 2021 ...1 more at 50.
<b>Receiving Average</b>	22.2 vs. Minnesota Vikings, Sep 20, 2020 16.7 at Baltimore Ravens, Oct 11, 2021 ...1 more at 16.7.	<b>Most TDs</b>	2 vs. Tennessee Titans, Oct 02, 2022 ...1 more at 2.
<b>Longest Receptions</b>	45 vs. New York Jets, Sep 27, 2020 37 at Arizona Cardinals, Dec 25, 2021 34 vs. Tennessee Titans, Oct 02, 2022 ...1 more at 34.	<b>Miscellaneous Tackles</b>	1 at Jacksonville Jaguars, Jan 09, 2022 ...4 more at 1.

## SINGLE-GAME HIGHS - POSTSEASON: RECEIVING

<b>Receptions</b>	4 at Buffalo Bills, Jan 09, 2021	<b>Longest Receptions</b>	16 at Buffalo Bills, Jan 09, 2021
<b>Receiving Yards</b>	32 at Buffalo Bills, Jan 09, 2021		6 at Buffalo Bills, Jan 09, 2021
<b>Receiving Average</b>	8.0 at Buffalo Bills, Jan 09, 2021		...1 more at 6.
		<b>All-Purpose Yards</b>	32 at Buffalo Bills, Jan 09, 2021

## 100-YARD RECEIVING GAMES (1): REGULAR SEASON

DATE	TEAM	NO.	YDS.	AVG.	LG	TD
09/20/20	VIKINGS	5	111	22.2	33	0

## 2017 GAME-BY-GAME REGULAR-SEASON STATISTICS (COLTS)

DATE	OPPONENT	P/S	RECEIVING				RUSHING				W/L	SCORE	
			NO.	YDS.	AVG.	LG	TD	NO.	YDS.	AVG.			LG
09/10	at Rams											L	9-46
09/17	Cardinals											L	13-16+
09/24	Browns											W	31-28
10/01	at Seahawks											L	18-46
10/08	49ers											W	26-23+
10/16	at Titans											L	22-36
10/22	Jaguars											L	0-27
11/05	at Texans											W	20-14
11/12	Steelers											L	17-20
11/26	Titans											L	16-20
12/03	at Jaguars											L	10-30
12/10	at Bills											L	7-13+
12/14	Broncos											L	13-25
12/23	at Ravens											L	16-23
12/31	Texans											W	22-13
<b>2017 TOTALS</b>		<b>0-0</b>	<b>0</b>	<b>0</b>	<b>0.0</b>	<b>0</b>	<b>0</b>	<b>0</b>	<b>0</b>	<b>0.0</b>	<b>0</b>	<b>0</b>	<b>4-11</b>

+- Overtime



@MoAlie81



@MA\_XII\_



## 2018 GAME-BY-GAME REGULAR-SEASON STATISTICS (COLTS)

DATE	OPPONENT	P/S	RECEIVING				RUSHING				W/L	SCORE	
			NO.	YDS.	AVG.	LG	TD	NO.	YDS.	AVG.			LG
09/09	Bengals											L	23-34
09/16	at Redskins											W	21-9
09/23	at Eagles											L	16-20
09/30	Texans	P	1	17	17.0	17	0	0	0.0	0	0	L	34-37+
10/04	at Patriots											L	24-38
10/14	at Jets	P	1	34	34.0	34	0	0	0.0	0	0	L	34-42
10/21	Bills	P	1	7	7.0	7	0	0	0.0	0	0	W	37-5
10/28	at Raiders	P	1	26	26.0	26t	1	0	0.0	0	0	W	42-28
11/11	Jaguars	P	2	28	14.0	27	1	0	0.0	0	0	W	29-26
11/18	Titans	P	0	0	0.0	0	0	0	0.0	0	0	W	38-10
11/25	Dolphins											W	27-24
12/02	at Jaguars											L	0-6
12/09	at Texans											W	24-21
12/16	Cowboys	P	0	0	0.0	0	0	0	0.0	0	0	W	23-0
12/23	Giants	S	0	0	0.0	0	0	0	0.0	0	0	W	28-27
12/30	at Titans	P	1	21	21.0	21	0	0	0.0	0	0	W	33-17
<b>2018 TOTALS</b>		<b>9-1</b>	<b>7</b>	<b>133</b>	<b>19.0</b>	<b>34</b>	<b>2</b>	<b>0</b>	<b>0.0</b>	<b>0</b>	<b>0</b>	<b>10-6</b>	

+ - Overtime

## 2019 GAME-BY-GAME REGULAR-SEASON STATISTICS (COLTS)

DATE	OPPONENT	P/S	RECEIVING				RUSHING				W/L	SCORE	
			NO.	YDS.	AVG.	LG	TD	NO.	YDS.	AVG.			LG
09/08	at Chargers	P	1	3	3.0	3	0	0	0.0	0	0	L	24-30+
09/15	at Titans	P	0	0	0.0	0	0	0	0.0	0	0	W	19-17
09/22	Falcons	P	2	25	12.5	16	0	0	0.0	0	0	W	27-24
09/29	Raiders	S	0	0	0.0	0	0	0	0.0	0	0	L	24-31
10/06	at Chiefs	P	1	10	10.0	10	0	0	0.0	0	0	W	19-13
10/20	Texans	P	0	0	0.0	0	0	0	0.0	0	0	W	30-23
10/27	Broncos	P	0	0	0.0	0	0	0	0.0	0	0	W	15-13
11/03	at Steelers	P	1	11	11.0	11	0	0	0.0	0	0	L	24-26
11/10	Dolphins	P	0	0	0.0	0	0	0	0.0	0	0	L	12-16
11/17	Jaguars	P	0	0	0.0	0	0	0	0.0	0	0	W	33-13
11/21	at Texans	P	0	0	0.0	0	0	0	0.0	0	0	L	17-20
12/01	Titans	P	0	0	0.0	0	0	0	0.0	0	0	L	17-31
12/08	at Buccaneers	P	1	8	8.0	8	0	0	0.0	0	0	L	35-38
12/16	at Saints	S	0	0	0.0	0	0	0	0.0	0	0	L	7-34
12/22	Panthers	P	1	21	21.0	21	0	0	0.0	0	0	W	38-6
12/29	at Jaguars	P	1	15	15.0	15	0	0	0.0	0	0	L	20-38
<b>2019 TOTALS</b>		<b>16-2</b>	<b>8</b>	<b>93</b>	<b>11.6</b>	<b>21</b>	<b>0</b>	<b>0</b>	<b>0.0</b>	<b>0</b>	<b>0</b>	<b>7-9</b>	

+ - Overtime

## 2020 GAME-BY-GAME REGULAR-SEASON STATISTICS (COLTS)

DATE	OPPONENT	P/S	RECEIVING				RUSHING				W/L	SCORE	
			NO.	YDS.	AVG.	LG	TD	NO.	YDS.	AVG.			LG
09/13	at Jaguars	P	2	20	10.0	13	0	0	0.0	0	0	L	20-27
09/20	Vikings	S	5	111	22.2	33	0	0	0.0	0	0	W	28-11
09/27	Jets	P	3	50	16.7	45	1	0	0.0	0	0	W	36-7
10/04	at Bears	S	1	13	13.0	13t	1	0	0.0	0	0	W	19-11
10/11	at Browns	P	0	0	0.0	0	0	0	0.0	0	0	L	23-32
10/18	Bengals											W	31-27
11/01	at Lions	P	3	37	12.3	15	0	0	0.0	0	0	W	41-21
11/08	Ravens	P	3	43	14.3	21	0	0	0.0	0	0	L	10-24
11/12	at Titans	P	3	19	6.3	11	0	0	0.0	0	0	W	34-17
11/22	Packers	S	2	16	8.0	8	0	0	0.0	0	0	W	34-31+
11/29	Titans	P	2	19	9.5	11	0	0	0.0	0	0	L	26-45
12/06	at Texans	S	3	23	7.7	17	0	0	0.0	0	0	W	26-20
12/13	at Raiders	S	1	9	9.0	9	0	0	0.0	0	0	W	44-27
12/20	Texans	S	2	14	7.0	10	0	0	0.0	0	0	W	27-20
12/27	at Steelers	P	1	20	20.0	20	0	0	0.0	0	0	L	24-28
01/03	Jaguars	P	0	0	0.0	0	0	0	0.0	0	0	W	28-14
<b>2020 TOTALS</b>		<b>15-6</b>	<b>31</b>	<b>394</b>	<b>12.7</b>	<b>45</b>	<b>2</b>	<b>0</b>	<b>0.0</b>	<b>0</b>	<b>0</b>	<b>11-5</b>	

+ - Overtime





## 2021 GAME-BY-GAME REGULAR-SEASON STATISTICS (COLTS)

DATE	OPPONENT	P/S	RECEIVING					RUSHING					W/L	SCORE
			NO.	YDS.	AVG.	LG	TD	NO.	YDS.	AVG.	LG	TD		
09/12	Seahawks	P	0	0	0.0	0	0	0	0	0.0	0	0	L	16-28
09/19	Rams	P	1	18	18.0	18	0	0	0	0.0	0	0	L	24-27
09/26	at Titans	P	2	14	7.0	11	0	0	0	0.0	0	0	L	16-25
10/03	at Dolphins	S	3	42	14.0	28	2	0	0	0.0	0	0	W	27-17
10/11	at Ravens	S	3	50	16.7	24	0	0	0	0.0	0	0	L	25-31+
10/17	Texans	P	1	28	28.0	28t	1	0	0	0.0	0	0	W	31-3
10/24	at 49ers	S	3	25	8.3	11t	1	0	0	0.0	0	0	W	30-18
10/31	Titans	P	0	0	0.0	0	0	0	0	0.0	0	0	L	31-34+
11/04	Jets	P	1	28	28.0	28	0	0	0	0.0	0	0	W	45-30
11/14	Jaguars	S	1	6	6.0	6	0	0	0	0.0	0	0	W	23-17
11/21	at Bills	P	0	0	0.0	0	0	0	0	0.0	0	0	W	41-15
11/28	Buccaneers	S	1	8	8.0	8	0	0	0	0.0	0	0	L	31-38
12/05	at Texans	S	1	0	0.0	0	0	0	0	0.0	0	0	W	31-0
12/18	Patriots	S	0	0	0.0	0	0	0	0	0.0	0	0	W	27-17
12/25	at Cardinals	P	2	42	21.0	37	0	0	0	0.0	0	0	W	22-16
01/02	Raiders	P	3	28	9.3	17	0	0	0	0.0	0	0	L	20-23
01/09	at Jaguars	P	2	27	13.5	18	0	0	0	0.0	0	0	L	11-26
<b>2021 TOTALS</b>		<b>17-7</b>	<b>24</b>	<b>316</b>	<b>13.2</b>	<b>37</b>	<b>4</b>	<b>0</b>	<b>0</b>	<b>0.0</b>	<b>0</b>	<b>0</b>	<b>9-8</b>	

+ - Overtime

## 2022 GAME-BY-GAME REGULAR-SEASON STATISTICS (COLTS)

DATE	OPPONENT	P/S	RECEIVING					RUSHING					W/L/T	SCORE
			NO.	YDS.	AVG.	LG	TD	NO.	YDS.	AVG.	LG	TD		
09/11	at Texans	S	2	26	13.0	13	0	0	0	0.0	0	0	T	20-20
09/18	at Jaguars	P	1	9	9.0	9	0	0	0	0.0	0	0	L	0-24
09/25	Chiefs	P	1	9	9.0	9	0	0	0	0.0	0	0	W	20-17
10/02	Titans	S	6	85	14.2	34	2	0	0	0.0	0	0	L	17-24
10/06	at Broncos	S	1	7	7.0	7	0	0	0	0.0	0	0	W	12-9+
10/16	Jaguars	P	0	0	0.0	0	0	0	0	0.0	0	0	W	34-27
10/23	at Titans	S	0	0	0.0	0	0	0	0	0.0	0	0	L	10-19
10/30	Commanders	S	0	0	0.0	0	0	0	0	0.0	0	0	L	16-17
11/06	at Patriots	S	2	13	6.5	8	0	0	0	0.0	0	0	L	3-26
11/13	at Raiders	S	0	0	0.0	0	0	0	0	0.0	0	0	W	25-20
11/20	Eagles	S	1	14	14.0	14	0	0	0	0.0	0	0	L	16-17
11/28	Steelers	S	2	14	7.0	11	0	0	0	0.0	0	0	L	17-24
12/04	at Cowboys	P	1	6	6.0	6	0	0	0	0.0	0	0	L	19-54
12/17	at Vikings	P	0	0	0.0	0	0	0	0	0.0	0	0	L	36-39+
<b>2022 TOTALS</b>		<b>14-9</b>	<b>17</b>	<b>183</b>	<b>10.8</b>	<b>34</b>	<b>2</b>	<b>0</b>	<b>0</b>	<b>0.0</b>	<b>0</b>	<b>0</b>	<b>4-9-1</b>	

+ - Overtime

## 2018 GAME-BY-GAME POSTSEASON STATISTICS (COLTS)

DATE	OPPONENT	P/S	RECEIVING					RUSHING					W/L	SCORE
			NO.	YDS.	AVG.	LG	TD	NO.	YDS.	AVG.	LG	TD		
01/05	at Texans	P	0	0	0.0	0	0	0	0	0.0	0	0	W	21-7
01/12	at Chiefs	S	0	0	0.0	0	0	0	0	0.0	0	0	L	13-31
<b>2018 TOTALS</b>		<b>2-1</b>	<b>0</b>	<b>0</b>	<b>0.0</b>	<b>0</b>	<b>0</b>	<b>0</b>	<b>0</b>	<b>0.0</b>	<b>0</b>	<b>0</b>	<b>1-1</b>	

## 2020 GAME-BY-GAME POSTSEASON STATISTICS (COLTS)

DATE	OPPONENT	P/S	RECEIVING					RUSHING					W/L	SCORE
			NO.	YDS.	AVG.	LG	TD	NO.	YDS.	AVG.	LG	TD		
01/09	at Bills	S	4	32	8.0	16	0	0	0	0.0	0	0	L	24-27
<b>2020 TOTALS</b>		<b>1-1</b>	<b>4</b>	<b>32</b>	<b>8.0</b>	<b>16</b>	<b>0</b>	<b>0</b>	<b>0</b>	<b>0.0</b>	<b>0</b>	<b>0</b>	<b>0-1</b>	



# 52 BEN BANOGU

DEFENSIVE END

(BANN-uh-goo)



**BEN BANOGU:** SELECTED BY THE COLTS IN THE SECOND ROUND (49TH OVERALL) OF THE 2019 NFL DRAFT.



**6-4 • 250 LBS**

**NFL EXP: 4**

**(4TH YEAR WITH THE COLTS)**

**BORN: 1/19/96**

**TCU** COLLEGE:  
**TEXAS CHRISTIAN**

## 4TH-AND-SHORT

- In his first three seasons, he played in 34 games and totaled 17 tackles (10 solo), 3.0 tackles for loss, 2.5 sacks, one pass defended, one forced fumble and two special teams stops.
- Two-time First Team All-Big-12 selection (2017-18).
- Began his college career at Louisiana-Monroe before transferring to TCU.
- Originally born in Nigeria before his family moved to Texas.

## DOWN THE STRETCH

**What is on your bucket list:** I would like to travel the world. I would like to achieve all the goals that I have set out for myself as far as football. I also want to skydive.

**Do you have any nicknames:** In college I got Bombay and Bennie and the Jets.

**Do you have a pregame ritual:** Usually I just make sure I get a lap around the field. I listen to a certain playlist that I would go through throughout the whole year. I usually play it right before the game starts.

**What is your favorite TV show:** Growing up it was either "Dragon Ball Z" or "Drake and Josh."

**What is the best advice that you have ever gotten:** Stay true to yourself, just be you and everything else will take care of itself.

**Who is your mentor:** On the field it would probably be my coaches at TCU and my coach at ULM. Also, my brothers Prince, Michael and Josh.

**What are your pet peeves:** When people mispronounce my last name. I know it seems hard, but it is only six letters. People always try and add a little flavor to it because they feel like they need to. Also, when people think they are better than everybody else.

**Do you have any hidden talents:** I picked up juggling my senior year to ease my mind throughout the day.

**What is one thing you can't live without:** My mom's spaghetti.

 @BENBANOGU

 @BENBANOGU



# 52 BEN BANOGU

## DEFENSIVE END

(BANN-uh-goo)



### FROM QB TO A HYBRID DEFENDER

Banogu didn't start playing defense until his sophomore year of high school. He played quarterback and had aspirations of being Prosper High School's starting quarterback until Davis Webb, who was selected by the New York Giants in the third round (87th overall) of the 2017 NFL Draft, won the starting job. "The coaches loved him obviously. So I was like, 'I need to find a way to get on the field somehow,'" Banogu said. He ended up switching to defensive end his sophomore year and the rest is history.

### NFL HIGHLIGHTS

- Has seen action in 47 career games and has totaled 21 tackles (13 solo), 3.0 tackles for loss, 2.5 sacks, one pass defended, one forced fumble and seven special teams stops.
- He has appeared in 13 games in 2022 and has recorded four tackles (three solo) and five special teams stops.
- In 2021, he competed in nine games and tallied two tackles (one solo).
- Appeared in nine games in 2020 and accumulated four tackles (two solo) and two special teams stops.
- In 2019, saw action in all 16 games and totaled 11 tackles (seven solo), 3.0 tackles for loss, 2.5 sacks, one pass defended and one forced fumble. In Week 8 vs. Denver, he had one solo tackle, 1.0 sack, one pass defended and one forced fumble.

### COLLEGE HIGHLIGHTS

- Started 40 games during his college career at TCU and Louisiana-Monroe and finished with 151 tackles, 49.0 tackles for loss, 22.0 sacks, one pass defended, five forced fumbles and two fumble recoveries. At TCU, he started 27 games and finished with 106 tackles (71 solo), 34.5 tackles for loss, 17.0 sacks, one pass defended, five forced fumbles and two fumble recoveries.
- In 2018, he was named a First Team All-Big 12 choice and Honorable Mention Big 12 Defensive Lineman of the Year after starting 13 games and recording 57 tackles (42 solo), 18.0 tackles for loss, 8.5 sacks, two forced fumbles and two fumble recoveries. He was also chosen as the Big 12 Defensive Player of the Week against Baylor.
- After transferring to TCU, he earned 2017 First Team All-Big 12 recognition and was Honorable Mention Big 12 Defensive Lineman of the Year after he accumulated 49 tackles (29 solo), 16.5 tackles for loss, 8.5 sacks, one pass defended and three forced fumbles.
- Sat out the 2016 season due to NCAA transfer rules.
- In 2015 with Louisiana-Monroe, he was named to the All-Sun Belt Newcomer Team after he started 13 games and recorded 45 tackles, 14.5 tackles for loss and 5.0 sacks.
- He redshirted the 2014 season at Louisiana-Monroe.

### FULFILLING HIS PROMISE

Banogu had a chance to declare for the NFL Draft after his junior year when he was named a First Team All-Big 12 choice after posting 49 tackles (29 solo), 16.5 tackles for loss, 8.5 sacks, one pass defended and three forced fumbles. He was projected to go as high as the first round, but he wanted to finish his career the right way. "I feel like it would of been a disservice if I left without finishing," Banogu said. It was an easy decision because when he decided to transfer to TCU, he promised his mom that he would get his degree from there. "At the end of the day I just went back to my roots and I knew it was something I had to do."



### PERSONAL

- Attended Prosper (Texas) High School and played under Head Coach Kent Scott.
- Earned third team all-district and third team all-state honors as a senior.
- As a senior, finished with 21.0 tackles for loss and 10.5 sacks.
- Earned three letters with the football program.
- Selected as one of *Dallas Morning News*' Top Five Players of the Week.
- Also earned all-district and all-area honors in track and field.
- Participated in the NFL's My Cause My Cleats initiative and represented STOMP OUT Bullying (2020) and Bilingual Education Institute (2019).
- In 2020, he attended a Colts' mobile pantry distribution as part of the No One Runs on Empty program.
- Participated in the Colts Youth Football Camp as well as the Lids for Kids event in 2019.
- Was born in Nigeria before his family moved to Texas.
- Last name is pronounced BANN-uh-goo.
- Grew up in McKinney, Texas.



### BEN BANOGU'S - NFL REGULAR SEASON STATISTICS

DATE	TEAM	GP	GS	TACKLES							INTERCEPTIONS							FUMBLES							ST				MISC						
				TK	S	A	TFL	YDS	SK	YDS	QBH	NO	YDS	LG	TD	PD	FF	FR	TD	YDS	TK	S	A	FF	FR	S	A								
2019	Colts	16	0	11	7	4	3	6	2.5	5.0	5	0	0	0	0	1	1	0	0	0	0	0	0	0	0	0	0	0	0	0	0	0	0	0	0
2020	Colts	9	0	4	2	2	0	0	0.0	0.0	0	0	0	0	0	0	0	0	0	0	0	0	0	0	0	2	0	2	0	0	0	0	0	0	
2021	Colts	9	0	2	1	1	0	0	0.0	0.0	1	0	0	0	0	0	0	0	0	0	0	0	0	0	0	0	0	0	0	0	0	0	0	0	0
2022	Colts	13	0	4	3	1	0	0	0.0	0.0	0	0	0	0	0	0	0	0	0	0	0	0	0	0	5	0	5	0	0	0	0	0	0	0	0
<b>TOTALS</b>		<b>47</b>	<b>0</b>	<b>21</b>	<b>13</b>	<b>8</b>	<b>3</b>	<b>6</b>	<b>2.5</b>	<b>5.0</b>	<b>6</b>	<b>0</b>	<b>0</b>	<b>0</b>	<b>0</b>	<b>1</b>	<b>1</b>	<b>0</b>	<b>0</b>	<b>0</b>	<b>0</b>	<b>0</b>	<b>0</b>	<b>0</b>	<b>7</b>	<b>0</b>	<b>7</b>	<b>0</b>	<b>0</b>	<b>0</b>	<b>0</b>	<b>0</b>	<b>0</b>	<b>0</b>	<b>0</b>

### BEN BANOGU'S - NFL POSTSEASON STATISTICS

DATE	TEAM	GP	GS	TACKLES							INTERCEPTIONS							FUMBLES							ST				MISC								
				TK	S	A	TFL	YDS	SK	YDS	QBH	NO	YDS	LG	TD	PD	FF	FR	TD	YDS	TK	S	A	FF	FR	S	A										
2020	Colts	0	0	0	0	0	0	0	0.0	0.0	0	0	0	0	0	0	0	0	0	0	0	0	0	0	0	0	0	0	0	0	0	0	0	0	0	0	0
<b>TOTALS</b>		<b>0</b>	<b>0</b>	<b>0</b>	<b>0</b>	<b>0</b>	<b>0</b>	<b>0</b>	<b>0.0</b>	<b>0.0</b>	<b>0</b>	<b>0</b>	<b>0</b>	<b>0</b>	<b>0</b>	<b>0</b>	<b>0</b>	<b>0</b>	<b>0</b>	<b>0</b>	<b>0</b>	<b>0</b>	<b>0</b>	<b>0</b>	<b>0</b>	<b>0</b>	<b>0</b>	<b>0</b>	<b>0</b>	<b>0</b>	<b>0</b>	<b>0</b>	<b>0</b>	<b>0</b>	<b>0</b>	<b>0</b>	<b>0</b>

### SINGLE-GAME HIGHS: DEFENSIVE

**Total Tackles** 2 vs. Pittsburgh Steelers, Nov 28, 2022  
...5 more at 2.

**Solo Tackles** 2 vs. Pittsburgh Steelers, Nov 28, 2022  
...1 more at 2.

**Sacks** 1.0 at Houston Texans, Nov 21, 2019  
...1 more at 1.0.

**Passes Defensed** 1 vs. Denver Broncos, Oct 27, 2019

**Forced Fumbles** 1 vs. Denver Broncos, Oct 27, 2019  
**Tackles For Loss** 1 at Houston Texans, Nov 21, 2019

...2 more at 1.  
**Special Teams Tackles** 3 vs. Tennessee Titans, Oct 02, 2022  
1 at Tennessee Titans, Oct 23, 2022  
...3 more at 1.

### 2019 GAME-BY-GAME REGULAR SEASON STATISTICS (COLTS)

DATE	OPPONENT	P/S	TACKLES							INTERCEPTIONS							FUMBLES							ST				MISC		W/L	SCORE			
			TK	S	A	SK	YDS	TFL	YDS	QBH	NO	YDS	LG	TD	PD	FF	FR	TD	YDS	TK	S	A	FF	FR	S	A								
09/08	at Chargers	P	1	0	1	0.5	3.0	0	0	2	0	0	0	0	0	0	0	0	0	0	0	0	0	0	0	0	0	0	0	0	0	0	L	24-30+
09/15	at Titans	P	0	0	0	0.0	0.0	0	0	0	0	0	0	0	0	0	0	0	0	0	0	0	0	0	0	0	0	0	0	0	0	0	W	19-17
09/22	Falcons	P	2	1	1	0.0	0.0	1	2	0	0	0	0	0	0	0	0	0	0	0	0	0	0	0	0	0	0	0	0	0	0	0	W	27-24
09/29	Raiders	P	2	1	1	0.0	0.0	0	0	0	0	0	0	0	0	0	0	0	0	0	0	0	0	0	0	0	0	0	0	0	0	0	L	24-31
10/06	at Chiefs	P	0	0	0	0.0	0.0	0	0	0	0	0	0	0	0	0	0	0	0	0	0	0	0	0	0	0	0	0	0	0	0	0	W	19-13
10/20	Texans	P	2	2	0	0.0	0.0	1	3	0	0	0	0	0	0	0	0	0	0	0	0	0	0	0	0	0	0	0	0	0	0	0	W	30-23
10/27	Broncos	P	1	1	0	1.0	1.0	0	0	1	0	0	0	0	1	1	0	0	0	0	0	0	0	0	0	0	0	0	0	0	0	0	W	15-13
11/03	at Steelers	P	0	0	0	0.0	0.0	0	0	1	0	0	0	0	0	0	0	0	0	0	0	0	0	0	0	0	0	0	0	0	0	0	L	24-26
11/10	Dolphins	P	0	0	0	0.0	0.0	0	0	0	0	0	0	0	0	0	0	0	0	0	0	0	0	0	0	0	0	0	0	0	0	0	L	12-16
11/17	Jaguars	P	1	1	0	0.0	0.0	0	0	0	0	0	0	0	0	0	0	0	0	0	0	0	0	0	0	0	0	0	0	0	0	0	W	33-13
11/21	at Texans	P	1	1	0	1.0	1.0	1	1	1	0	0	0	0	0	0	0	0	0	0	0	0	0	0	0	0	0	0	0	0	0	0	L	17-20
12/01	Titans	P	0	0	0	0.0	0.0	0	0	0	0	0	0	0	0	0	0	0	0	0	0	0	0	0	0	0	0	0	0	0	0	0	L	17-31
12/08	at Buccaneers	P	0	0	0	0.0	0.0	0	0	0	0	0	0	0	0	0	0	0	0	0	0	0	0	0	0	0	0	0	0	0	0	0	L	35-38
12/16	at Saints	P	1	0	1	0.0	0.0	0	0	0	0	0	0	0	0	0	0	0	0	0	0	0	0	0	0	0	0	0	0	0	0	0	L	7-34
12/22	Panthers	P	0	0	0	0.0	0.0	0	0	0	0	0	0	0	0	0	0	0	0	0	0	0	0	0	0	0	0	0	0	0	0	0	W	38-6
12/29	at Jaguars	P	0	0	0	0.0	0.0	0	0	0	0	0	0	0	0	0	0	0	0	0	0	0	0	0	0	0	0	0	0	0	0	0	L	20-38
<b>2019 TOTALS</b>		<b>16-0</b>	<b>11</b>	<b>7</b>	<b>4</b>	<b>2.5</b>	<b>5.0</b>	<b>3</b>	<b>6</b>	<b>5</b>	<b>0</b>	<b>0</b>	<b>0</b>	<b>0</b>	<b>1</b>	<b>1</b>	<b>0</b>	<b>0</b>	<b>0</b>	<b>0</b>	<b>0</b>	<b>0</b>	<b>0</b>	<b>0</b>	<b>0</b>	<b>0</b>	<b>0</b>	<b>0</b>	<b>0</b>	<b>0</b>	<b>0</b>	<b>0</b>	<b>7-9</b>	

+ - Overtime



# 52 BEN BANOGU

DEFENSIVE END

(BANN-uh-goo)



## 2020 GAME-BY-GAME REGULAR-SEASON STATISTICS (COLTS)

DATE	OPPONENT	P/S	TACKLES							INTERCEPTIONS				FUMBLES			ST				MISC		W/L	SCORE					
			TK	S	A	SK	YDS	TFL	YDS	QBH	NO	YDS	LG	TD	PD	FF	FR	TD	YDS	TK	S	A			FF	FR	S	A	
09/13	at Jaguars	P	1	0	1	0.0	0.0	0	0	0	0	0	0	0	0	0	0	0	0	0	0	0	0	0	0	L	20-27		
09/20	Vikings	P	2	1	1	0.0	0.0	0	0	0	0	0	0	0	0	0	0	0	0	0	0	0	0	0	0	W	28-11		
09/27	Jets	P	1	1	0	0.0	0.0	0	0	0	0	0	0	0	0	0	0	0	0	0	0	0	0	0	0	W	36-7		
10/04	at Bears	P	0	0	0	0.0	0.0	0	0	0	0	0	0	0	0	0	0	0	1	0	1	0	0	0	0	W	19-11		
10/11	at Browns	P	0	0	0	0.0	0.0	0	0	0	0	0	0	0	0	0	0	0	1	0	1	0	0	0	0	L	23-32		
10/18	Bengals	P	0	0	0	0.0	0.0	0	0	0	0	0	0	0	0	0	0	0	0	0	0	0	0	0	0	W	31-27		
11/01	at Lions	P	0	0	0	0.0	0.0	0	0	0	0	0	0	0	0	0	0	0	0	0	0	0	0	0	0	W	41-21		
11/08	Ravens		ON INACTIVE LIST																									L	10-24
11/12	at Titans		INACTIVE																									W	34-17
11/22	Packers		ON INACTIVE LIST																									W	34-31+
11/29	Titans		INACTIVE																									L	26-45
12/06	at Texans		INACTIVE																									W	26-20
12/13	at Raiders		ON INACTIVE LIST																									W	44-27
12/20	Texans	P	0	0	0	0.0	0.0	0	0	0	0	0	0	0	0	0	0	0	0	0	0	0	0	0	0	W	27-20		
12/27	at Steelers	P	0	0	0	0.0	0.0	0	0	0	0	0	0	0	0	0	0	0	0	0	0	0	0	0	0	L	24-28		
01/03	Jaguars		ON INACTIVE LIST																									W	28-14
<b>2021 TOTALS</b>	<b>9-0</b>		<b>4</b>	<b>2</b>	<b>2</b>	<b>0.0</b>	<b>0.0</b>	<b>0</b>	<b>0</b>	<b>0</b>	<b>0</b>	<b>0</b>	<b>0</b>	<b>0</b>	<b>0</b>	<b>0</b>	<b>0</b>	<b>0</b>	<b>2</b>	<b>0</b>	<b>2</b>	<b>0</b>	<b>0</b>	<b>0</b>	<b>0</b>	<b>11-5</b>			

+ - Overtime

## 2021 GAME-BY-GAME REGULAR-SEASON STATISTICS (COLTS)

DATE	OPPONENT	P/S	TACKLES							INTERCEPTIONS				FUMBLES			ST				MISC		W/L	SCORE					
			TK	S	A	SK	YDS	TFL	YDS	QBH	NO	YDS	LG	TD	PD	FF	FR	TD	YDS	TK	S	A			FF	FR	S	A	
09/12	Seahawks	P	0	0	0	0.0	0.0	0	0	0	0	0	0	0	0	0	0	0	0	0	0	0	0	0	0	L	16-28		
09/19	Rams	P	0	0	0	0.0	0.0	0	0	0	0	0	0	0	0	0	0	0	0	0	0	0	0	0	0	L	24-27		
09/26	at Titans	P	0	0	0	0.0	0.0	0	0	0	0	0	0	0	0	0	0	0	0	0	0	0	0	0	0	L	16-25		
10/03	at Dolphins	P	0	0	0	0.0	0.0	0	0	0	0	0	0	0	0	0	0	0	0	0	0	0	0	0	0	W	27-17		
10/11	at Ravens	P	2	1	1	0.0	0.0	0	0	1	0	0	0	0	0	0	0	0	0	0	0	0	0	0	0	L	25-31+		
10/17	Texans	P	0	0	0	0.0	0.0	0	0	0	0	0	0	0	0	0	0	0	0	0	0	0	0	0	0	W	31-3		
10/24	at 49ers	P	0	0	0	0.0	0.0	0	0	0	0	0	0	0	0	0	0	0	0	0	0	0	0	0	0	W	30-18		
10/31	Titans		ON INACTIVE LIST																									L	31-34+
11/04	Jets		INACTIVE																									W	45-30
11/14	Jaguars		ON INACTIVE LIST																									W	23-17
11/21	at Bills	P	0	0	0	0.0	0.0	0	0	0	0	0	0	0	0	0	0	0	0	0	0	0	0	0	0	W	41-15		
11/28	Buccaneers		ON INACTIVE LIST																									L	31-38
12/05	at Texans		ON INACTIVE LIST																									W	31-0
12/18	Patriots		INACTIVE																									W	27-17
12/25	at Cardinals	P	0	0	0	0.0	0.0	0	0	0	0	0	0	0	0	0	0	0	0	0	0	0	0	0	0	W	22-16		
01/02	Raiders		ON INACTIVE LIST																									L	20-23
01/09	at Jaguars		ON INACTIVE LIST																									L	11-26
<b>2021 TOTALS</b>	<b>9-0</b>		<b>2</b>	<b>1</b>	<b>1</b>	<b>0.0</b>	<b>0.0</b>	<b>0</b>	<b>0</b>	<b>1</b>	<b>0</b>	<b>0</b>	<b>0</b>	<b>0</b>	<b>0</b>	<b>0</b>	<b>0</b>	<b>0</b>	<b>0</b>	<b>0</b>	<b>0</b>	<b>0</b>	<b>0</b>	<b>0</b>	<b>0</b>	<b>9-8</b>			

+ - Overtime

## 2022 GAME-BY-GAME REGULAR-SEASON STATISTICS (COLTS)

DATE	OPPONENT	P/S	TACKLES							INTERCEPTIONS				FUMBLES			ST				MISC		W/L	SCORE					
			TK	S	A	SK	YDS	TFL	YDS	QBH	NO	YDS	LG	TD	PD	FF	FR	TD	YDS	TK	S	A			FF	FR	S	A	
09/11	at Texans	P	0	0	0	0.0	0.0	0	0	0	0	0	0	0	0	0	0	0	0	0	0	0	0	0	0	T	20-20		
09/18	at Jaguars	P	0	0	0	0.0	0.0	0	0	0	0	0	0	0	0	0	0	0	0	0	0	0	0	0	0	L	0-24		
09/25	Chiefs	P	0	0	0	0.0	0.0	0	0	0	0	0	0	0	0	0	0	0	1	0	1	0	0	0	0	W	20-17		
10/02	Titans	P	0	0	0	0.0	0.0	0	0	0	0	0	0	0	0	0	0	0	3	0	3	0	0	0	0	L	17-24		
10/06	at Broncos	P	1	0	1	0.0	0.0	0	0	0	0	0	0	0	0	0	0	0	0	0	0	0	0	0	0	W	12-9+		
10/16	Jaguars	P	0	0	0	0.0	0.0	0	0	0	0	0	0	0	0	0	0	0	0	0	0	0	0	0	0	W	34-27		
10/23	at Titans	P	1	1	0	0.0	0.0	0	0	0	0	0	0	0	0	0	0	0	1	0	1	0	0	0	0	L	10-19		
10/30	Commanders	P	0	0	0	0.0	0.0	0	0	0	0	0	0	0	0	0	0	0	0	0	0	0	0	0	0	L	16-17		
11/06	at Patriots	P	0	0	0	0.0	0.0	0	0	0	0	0	0	0	0	0	0	0	0	0	0	0	0	0	0	L	3-26		
11/13	at Raiders	P	0	0	0	0.0	0.0	0	0	0	0	0	0	0	0	0	0	0	0	0	0	0	0	0	0	W	25-20		
11/20	Eagles	P	0	0	0	0.0	0.0	0	0	0	0	0	0	0	0	0	0	0	0	0	0	0	0	0	0	L	16-17		
11/28	Steelers	P	2	2	0	0.0	0.0	0	0	0	0	0	0	0	0	0	0	0	0	0	0	0	0	0	0	L	17-24		
12/04	at Cowboys	P	0	0	0	0.0	0.0	0	0	0	0	0	0	0	0	0	0	0	0	0	0	0	0	0	0	L	19-54		
12/17	at Vikings		ON INACTIVE LIST																									L	36-39+
<b>2022 TOTALS</b>	<b>13-0</b>		<b>4</b>	<b>3</b>	<b>1</b>	<b>0.0</b>	<b>0.0</b>	<b>0</b>	<b>0</b>	<b>0</b>	<b>0</b>	<b>0</b>	<b>0</b>	<b>0</b>	<b>0</b>	<b>0</b>	<b>0</b>	<b>0</b>	<b>5</b>	<b>0</b>	<b>5</b>	<b>0</b>	<b>0</b>	<b>0</b>	<b>0</b>	<b>4-9-1</b>			

+ - Overtime



@BENBANOGU



@BENBANOGU

52

# BEN BANOUGU

DEFENSIVE END

(BANN-ohl-goo)



2020 GAME-BY-GAME POSTSEASON STATISTICS (COLTS)

DATE	OPPONENT	P/S	TACKLES						INTERCEPTIONS				FUMBLES			ST			MISC		SCORE							
			TK	S	A	SK	YDS	TFL	YDS	QBH	NO	YDS	LG	TD	PD	FF	FR	TD	YDS	TK		S	A	FF	FR	S	A	W/L
01/09	at Bills		INACTIVE																							L	24-27	
<b>2020 TOTALS</b>			0	0	0	0.0	0.0	0	0	0	0	0	0	0	0	0	0	0	0	0	0	0	0	0	0	0	0	0-1



@BENBANOUGU



@BENBANOUGU

# 32 JULIAN BLACKMON

SAFETY



**JULIAN BLACKMON:** SELECTED BY THE COLTS IN THE THIRD ROUND (85TH OVERALL) OF THE 2020 NFL DRAFT.

**6-0 • 202 LBS**  
**NFL EXP: 3**  
**(3RD YEAR WITH THE COLTS)**  
**BORN: 8/24/98**



**COLLEGE:**  
**UTAH**

## 4TH-AND-SHORT

- In his first two seasons, he saw action in 21 games (20 starts) and tallied 73 tackles (60 solo), 5.0 tackles for loss, seven passes defended, two interceptions, two forced fumbles and three special teams stops.
- In Week 11 of 2020 vs. GB, he forced a fumble in overtime that led to a Colts' win.
- Had the most passes defended by a Colts player in their first five games since at least 1999.
- Switched to safety his senior year of college after playing cornerback.

## DOWN THE STRETCH

**What is on your bucket list:** I'm trying to skydive.

**Do you have any pets:** I have a Siberian Husky named Achilles.

**Do you have any nicknames:** Juice, JumpManJu

**What is the best advice you've been given:** Many are called, few are chosen. Be thankful for everything. Regret nothing.

**Who was your favorite athlete growing up:** Michael Jordan

**Who is your favorite artist:** Young Thug, J. Cole and Roddy Ricch

**What is your favorite food:** Steak

**What is your favorite TV show:** "Stranger Things"

**What is your favorite movie:** "Major Payne"

**What are your pet peeves:** Disrespectful people

**Do you have any hidden talents:** I can sing, I've got pipes.

**What is one thing you can't live without:** Socks

**What are your hobbies off the field:** Making music, playing basketball and fishing



# BLACKMON



@JumpManJu32



@jumpmanjuice



### MAKING THE SWITCH

After excelling at cornerback and earning Second Team All-Pac-12 honors in back-to-back seasons, Blackmon switched to safety for his senior year. He wanted to help the team wherever he could and made the decision to bring it up to the coaches. "I felt like playing safety was one of my better fits," Blackmon said. "So I came to the coaches and I asked them if I could move just because I felt like we had a lot of guys that could play corner." He ended up starting 12 games and totaled 60 tackles (41 solo), eight passes defended, a team-high four interceptions and tied for a team-high with two forced fumbles on his way to Second Team All-America recognition and First Team All-Pac-12 honors. Even with success at both positions, he is open to do whatever is asked of him in the NFL. "I mean, I'll play any position. It doesn't really matter. I think that I just came off a good year playing safety so I don't see why I couldn't play it. But whatever happens is whatever I will be playing."

### NFL HIGHLIGHTS

- In three seasons with Indianapolis (2020-22), he has competed in 32 games (28 starts) and has tallied 99 tackles (79 solo), 6.0 tackles for loss, 1.0 sack, nine passes defended, three interceptions (one returned for a touchdown), two forced fumbles and seven special teams stops.
- In 2022, he has appeared in 11 games (eight starts) and has recorded 26 tackles (19 solo), 1.0 tackle for loss, 1.0 sack, two passes defended and one interception returned for a touchdown. He has also added four special teams stops. In Week 15 at Minnesota, he recorded four tackles (two solo), one pass defended and one interception returned for a touchdown.
- Started six games in 2021 and compiled 31 tackles (25 solo), 2.0 tackles for loss, one pass defended, one forced fumble and three special teams stops. In Week 3 at Tennessee, he tallied a single-game career-high 11 solo tackles. In Week 5 at Baltimore, he accumulated four tackles (three solo), one forced fumble and two special teams stops. Placed on Injured Reserve list on Oct. 23, 2021.
- In 2020, he appeared in 15 games (14 starts) and recorded 42 tackles (35 solo), 3.0 tackles for loss, six passes defended, two interceptions and one forced fumble. In Week 4 at Chicago, he tallied one solo tackle, three passes defended and his first career interception. In Week 6 vs. Cincinnati, he recorded two solo tackles, one pass defended and a game-clinching interception. Since at least 1999, his six passes defended are the most by a Colts player in their first five games. In Week 11 vs. Green Bay, he registered five solo tackles and one forced fumble. The forced fumble was on the Packers' first possession of overtime, which led to the game-winning kick by Rodrigo Blankenship. Started one postseason contest and tallied five solo tackles.

### COLLEGE HIGHLIGHTS CONT...

- Appeared in 48 games (39 starts) at Utah (2016-19) and totaled 158 tackles (118 solo), 8.5 tackles for loss, 1.5 sacks, 29 passes defended, nine interceptions and two forced fumbles.
- In 2019, he earned Second Team All-America recognition and First Team All-Pac-12 honors as well as First Team All-America honors from *Sports Illustrated*, *The Athletic* and Pro Football Focus after he started 12 games and tallied 60 tackles (41 solo), 4.0 tackles for loss, 1.5 sacks, eight passes defended, a team-high four interceptions and tied for a team-high with two forced fumbles. In his first season at strong safety, he tied for the Pac-12 lead in interceptions (four). He was a finalist for the Polynesian Player of the Year. Named Pac-12 Defensive Player of the Week after recording a career-high 12 tackles (nine solo), 1.5 tackles for loss, 1.5 sacks, one interception and one forced fumble vs. UCLA.
- As a junior, he received Second Team All-Pac-12 honors after he started all 14 games at cornerback and totaled 48 tackles (38 solo), 4.0 tackles for loss, a team-high 11 passes defended and one interception. His 11 passes defended ranked fifth in the Pac-12. Recorded a season-high seven tackles (four solo) and one pass defended against Washington in the Pac-12 Championship.
- In 2017, he earned Second Team All-Pac-12 honors after he started all 14 games and totaled 48 tackles (38 solo), half a tackle for loss and had team highs in passes defended (10) and interceptions (four). In the Pac-12, his passes defended tied for third most and his interceptions ranked ninth. Named the MVP of the Heart of Dallas Bowl after he recorded two solo tackles and two interceptions. He was selected to The Associated Press and ESPN All-Bowl teams and also received Pac-12 All-Academic honorable mention honors.
- As a true freshman, he saw action in nine games on special teams and defense and tallied two tackles. He also contributed two kickoff returns for 26 yards.

### PERSONAL

- Attended Layton (Utah) High School and was a two-time Second Team All-Region selection after recording 52 tackles, six interceptions and 51 receptions for 940 yards and nine touchdowns for his career.
- He played both wide receiver and cornerback.
- Rated a three-star wide receiver by *Rivals.com*.
- Also played basketball and helped his team win the 2015 5A Utah State Championship and earned first-team All-State honors as a senior.
- Also ran track.
- He gave up Division I offers to play point guard for football.
- Participated in the NFL's My Cause My Cleats initiative and represented ShelterKids (2020).
- In 2020, he participated in multiple Colts' mobile pantry distributions and also met with kids from Riley Hospital for Children virtually.
- Majored in sociology.
- A native of Layton, Utah.





### JULIAN BLACKMON'S - NFL REGULAR SEASON STATISTICS

DATE	TEAM	GP	GS	TACKLES							INTERCEPTIONS					FUMBLES				ST			MISC					
				TK	S	A	TFL	YDS	SK	YDS	QBH	NO	YDS	LG	TD	PD	FF	FR	TD	YDS	TK	S	A	FF	FR	S	A	
2020	Colts	15	14	42	35	7	3	7	0.0	0.0	0	2	19	15	0	6	1	0	0	0	0	0	0	0	0	0	0	0
2021	Colts	6	6	31	25	6	2	4	0.0	0.0	0	0	0	0	0	1	1	0	0	0	0	3	2	1	0	0	0	
2022	Colts	11	8	26	19	7	1	8	1.0	0.0	1	1	17	17	1	2	0	0	0	0	0	4	3	1	0	0	0	
<b>TOTALS</b>		<b>32</b>	<b>28</b>	<b>99</b>	<b>79</b>	<b>20</b>	<b>6</b>	<b>19</b>	<b>1.0</b>	<b>0.0</b>	<b>1</b>	<b>3</b>	<b>36</b>	<b>17T</b>	<b>1</b>	<b>9</b>	<b>2</b>	<b>0</b>	<b>0</b>	<b>0</b>	<b>0</b>	<b>7</b>	<b>5</b>	<b>2</b>	<b>0</b>	<b>0</b>	<b>0</b>	

### JULIAN BLACKMON'S - NFL POSTSEASON STATISTICS

DATE	TEAM	GP	GS	TACKLES							INTERCEPTIONS					FUMBLES				ST			MISC				
				TK	S	A	TFL	YDS	SK	YDS	QBH	NO	YDS	LG	TD	PD	FF	FR	TD	YDS	TK	S	A	FF	FR	S	A
2020	Colts	1	1	5	5	0	0	0	0.0	0.0	0	0	0	0	0	0	0	0	0	0	0	0	0	0	0	0	0
<b>TOTALS</b>		<b>1</b>	<b>1</b>	<b>5</b>	<b>5</b>	<b>0</b>	<b>0</b>	<b>0</b>	<b>0.0</b>	<b>0.0</b>	<b>0</b>	<b>0</b>	<b>0</b>	<b>0</b>	<b>0</b>	<b>0</b>	<b>0</b>	<b>0</b>	<b>0</b>	<b>0</b>	<b>0</b>	<b>0</b>	<b>0</b>	<b>0</b>	<b>0</b>	<b>0</b>	

### SINGLE-GAME HIGHS: DEFENSIVE

- Total Tackles** 11 at Tennessee Titans, Sep 26, 2021  
5 vs. Philadelphia Eagles, Nov 20, 2022  
...3 more at 5.
- Solo Tackles** 11 at Tennessee Titans, Sep 26, 2021  
5 vs. Jacksonville Jaguars, Jan 03, 2021  
...1 more at 5.
- Sacks** 1.0 at New England Patriots, Nov 06, 2022
- Passes Defensed** 3 at Chicago Bears, Oct 04, 2020  
2 vs. Minnesota Vikings, Sep 20, 2020  
1 at Minnesota Vikings, Dec 17, 2022  
...3 more at 1.
- Forced Fumbles** 1 at Baltimore Ravens, Oct 11, 2021  
...1 more at 1.
- Tackles For Loss** 1 vs. Houston Texans, Oct 17, 2021  
...4 more at 1.
- Interceptions** 1 at Minnesota Vikings, Dec 17, 2022  
...2 more at 1.
- Interception Return Yards** 15 at Chicago Bears, Oct 04, 2020  
4 vs. Cincinnati Bengals, Oct 18, 2020
- Special Teams Tackles** 2 at Baltimore Ravens, Oct 11, 2021  
1 at New England Patriots, Nov 06, 2022  
...4 more at 1.

### SINGLE-GAME HIGHS - POSTSEASON: DEFENSIVE

- Total Tackles** 5 at Buffalo Bills, Jan 09, 2021
- Solo Tackles** 5 at Buffalo Bills, Jan 09, 2021

### 2020 GAME-BY-GAME REGULAR-SEASON STATISTICS (COLTS)

DATE	OPPONENT	P/S	TACKLES							INTERCEPTIONS					FUMBLES				ST			MISC			W/L	SCORE				
			TK	S	A	SK	YDS	TFL	YDS	QBH	NO	YDS	LG	TD	PD	FF	FR	TD	YDS	TK	S	A	FF	FR			S	A		
09/13	at Jaguars																											L	20-27	
09/20	Vikings	P	2	2	0	0	0	0	0	0	0	0	0	0	2	0	0	0	0	0	0	0	0	0	0	0	0	0	W	28-11
09/27	Jets	S	1	1	0	0	0	0	0	0	0	0	0	0	0	0	0	0	0	0	0	0	0	0	0	0	0	W	36-7	
10/04	at Bears	S	1	1	0	0	0	0	0	0	0	1	15	15	3	0	0	0	0	0	0	0	0	0	0	0	0	W	19-11	
10/11	at Browns	S	4	3	1	0	0	0	0	0	0	0	0	0	0	0	0	0	0	0	0	0	0	0	0	0	0	L	23-32	
10/18	Bengals	S	2	2	0	0	0	0	0	0	0	1	4	4	1	0	0	0	0	0	0	0	0	0	0	0	0	W	31-27	
11/01	at Lions	S	4	3	1	0	0	0	0	0	0	0	0	0	0	0	0	0	0	0	0	0	0	0	0	0	0	W	41-21	
11/08	Ravens	S	3	3	0	0	0	1	1	0	0	0	0	0	0	0	0	0	0	0	0	0	0	0	0	0	0	L	10-24	
11/12	at Titans	S	4	3	1	0	0	0	1	4	0	0	0	0	0	0	0	0	0	0	0	0	0	0	0	0	0	W	34-17	
11/22	Packers	S	5	5	0	0	0	0	0	0	0	0	0	0	0	1	0	0	0	0	0	0	0	0	0	0	0	W	34-31+	
11/29	Titans	S	2	1	1	0	0	0	0	0	0	0	0	0	0	0	0	0	0	0	0	0	0	0	0	0	0	L	26-45	
12/06	at Texans	S	4	3	1	0	0	0	0	0	0	0	0	0	0	0	0	0	0	0	0	0	0	0	0	0	0	W	26-20	
12/13	at Raiders	S	2	1	1	0	0	0	0	0	0	0	0	0	0	0	0	0	0	0	0	0	0	0	0	0	0	W	44-27	
12/20	Texans	S	1	0	1	0	0	0	0	0	0	0	0	0	0	0	0	0	0	0	0	0	0	0	0	0	0	W	27-20	
12/27	at Steelers	S	2	2	0	0	0	0	0	0	0	0	0	0	0	0	0	0	0	0	0	0	0	0	0	0	0	L	24-28	
01/03	Jaguars	S	5	5	0	0	0	1	2	0	0	0	0	0	0	0	0	0	0	0	0	0	0	0	0	0	0	W	28-14	
<b>2020 TOTALS</b>		<b>15-14</b>	<b>42</b>	<b>35</b>	<b>7</b>	<b>0</b>	<b>0</b>	<b>3</b>	<b>7</b>	<b>0</b>	<b>2</b>	<b>19</b>	<b>15</b>	<b>0</b>	<b>6</b>	<b>1</b>	<b>0</b>	<b>0</b>	<b>0</b>	<b>0</b>	<b>0</b>	<b>0</b>	<b>0</b>	<b>0</b>	<b>0</b>	<b>0</b>	<b>0</b>	<b>11-5</b>		

+ - Overtime





### 2021 GAME-BY-GAME REGULAR-SEASON STATISTICS (COLTS)

DATE	OPPONENT	P/S	TACKLES						INTERCEPTIONS				FUMBLES			ST			MISC		W/L	SCORE							
			TK	S	A	SK	YDS	TFL	YDS	QBH	NO	YDS	LG	TD	PD	FF	FR	TD	YDS	TK			S	A	FF	FR	S	A	
09/12	Seahawks	S	5	3	2	0.0	0.0	1	3	0	0	0	0	0	0	0	0	0	0	0	0	0	0	0	0	L	16-28		
09/19	Rams	S	4	2	2	0.0	0.0	0	0	0	0	0	0	0	1	0	0	0	0	0	0	0	0	0	0	L	24-27		
09/26	at Titans	S	11	11	0	0.0	0.0	0	0	0	0	0	0	0	0	0	0	0	0	0	0	0	0	0	0	L	16-25		
10/03	at Dolphins	S	3	2	1	0.0	0.0	0	0	0	0	0	0	0	0	0	0	0	0	0	0	0	0	0	0	W	27-17		
10/11	at Ravens	S	4	3	1	0.0	0.0	0	0	0	0	0	0	0	0	1	0	0	0	0	0	0	2	1	1	0	0	L	25-31+
10/17	Texans	S	4	4	0	0.0	0.0	1	1	0	0	0	0	0	0	0	0	0	0	1	1	0	0	0	0	0	W	31-3	
10/24	at 49ers																									W	30-18		
10/31	Titans																									L	31-34+		
11/04	Jets																									W	45-30		
11/14	Jaguars																									W	23-17		
11/21	at Bills																									W	41-15		
11/28	Buccaneers																									L	31-38		
12/05	at Texans																									W	31-0		
12/18	Patriots																									W	27-17		
12/25	at Cardinals																									W	22-16		
01/02	Raiders																									L	20-23		
01/09	at Jaguars																									L	11-26		
<b>2021 TOTALS</b>		<b>6-6</b>	<b>31</b>	<b>25</b>	<b>6</b>	<b>0.0</b>	<b>0.0</b>	<b>2</b>	<b>4</b>	<b>0</b>	<b>0</b>	<b>0</b>	<b>0</b>	<b>0</b>	<b>1</b>	<b>1</b>	<b>0</b>	<b>0</b>	<b>0</b>	<b>0</b>	<b>3</b>	<b>2</b>	<b>1</b>	<b>0</b>	<b>0</b>	<b>0</b>	<b>0</b>	<b>9-8</b>	

+ - Overtime

### 2022 GAME-BY-GAME REGULAR-SEASON STATISTICS (COLTS)

DATE	OPPONENT	P/S	TACKLES						INTERCEPTIONS				FUMBLES			ST			MISC		W/L	SCORE						
			TK	S	A	SK	YDS	TFL	YDS	QBH	NO	YDS	LG	TD	PD	FF	FR	TD	YDS	TK			S	A	FF	FR	S	A
09/11	at Texans	S	1	1	0	0.0	0.0	0	0	0	0	0	0	0	0	0	0	0	0	0	0	0	0	0	0	T	20-20	
09/18	at Jaguars	S	1	0	1	0.0	0.0	0	0	0	0	0	0	0	0	1	0	0	0	0	0	0	0	0	0	0	L	0-24
09/25	Chiefs	S	0	0	0	0.0	0.0	0	0	0	0	0	0	0	0	0	0	0	0	1	1	0	0	0	0	0	W	20-17
10/02	Titans																									L	17-24	
10/06	at Broncos																									W	12-9+	
10/16	Jaguars																									W	34-27	
10/23	at Titans	P	2	2	0	0.0	0.0	0	0	0	0	0	0	0	0	0	0	0	0	1	1	0	0	0	0	0	L	10-19
10/30	Commanders	P	2	2	0	0.0	0.0	0	0	0	0	0	0	0	0	0	0	0	0	1	1	0	0	0	0	0	L	16-17
11/06	at Patriots	P	3	2	1	1.0	0.0	0	0	1	0	0	0	0	0	0	0	0	0	0	1	0	1	0	0	0	L	3-26
11/13	at Raiders	S	1	1	0	0.0	0.0	0	0	0	0	0	0	0	0	0	0	0	0	0	0	0	0	0	0	0	W	25-20
11/20	Eagles	S	5	4	1	0.0	0.0	1	8	0	0	0	0	0	0	0	0	0	0	0	0	0	0	0	0	0	L	16-17
11/28	Steelers	S	4	2	2	0.0	0.0	0	0	0	0	0	0	0	0	0	0	0	0	0	0	0	0	0	0	0	L	17-24
12/04	at Cowboys	S	3	3	0	0.0	0.0	0	0	0	0	0	0	0	0	0	0	0	0	0	0	0	0	0	0	0	L	19-54
12/17	at Vikings	S	4	2	2	0.0	0.0	0	0	0	1	17	17	1	1	0	0	0	0	0	0	0	0	0	0	0	L	36-39+
<b>2022 TOTALS</b>		<b>11-8</b>	<b>26</b>	<b>19</b>	<b>7</b>	<b>1.0</b>	<b>0.0</b>	<b>1</b>	<b>8</b>	<b>1</b>	<b>1</b>	<b>17</b>	<b>17T</b>	<b>1</b>	<b>2</b>	<b>0</b>	<b>0</b>	<b>0</b>	<b>0</b>	<b>4</b>	<b>3</b>	<b>1</b>	<b>0</b>	<b>0</b>	<b>0</b>	<b>0</b>	<b>4-9-1</b>	

+ - Overtime

### 2020 GAME-BY-GAME POSTSEASON STATISTICS (COLTS)

DATE	OPPONENT	P/S	TACKLES						INTERCEPTIONS				FUMBLES			ST			MISC		W/L	SCORE						
			TK	S	A	SK	YDS	TFL	YDS	QBH	NO	YDS	LG	TD	PD	FF	FR	TD	YDS	TK			S	A	FF	FR	S	A
01/09	at Bills	S	5	5	0	0.0	0.0	0	0	0	0	0	0	0	0	0	0	0	0	0	0	0	0	0	0	0	L	24-27
<b>2020 TOTALS</b>		<b>1-1</b>	<b>5</b>	<b>5</b>	<b>0</b>	<b>0.0</b>	<b>0.0</b>	<b>0</b>	<b>0</b>	<b>0</b>	<b>0</b>	<b>0</b>	<b>0</b>	<b>0</b>	<b>0</b>	<b>0</b>	<b>0</b>	<b>0</b>	<b>0</b>	<b>0</b>	<b>0</b>	<b>0</b>	<b>0</b>	<b>0</b>	<b>0</b>	<b>0</b>	<b>0-1</b>	





# 38 TONY BROWN

CORNERBACK



**TONY BROWN:** ORIGINALLY SIGNED BY THE COLTS AS A FREE AGENT ON MARCH 8, 2022.

**6-0 • 199** LBS

**NFL EXP: 4**

**(1ST YEAR WITH THE COLTS)**

**BORN: 7/13/95**



**COLLEGE:  
ALABAMA**

## 4TH-AND-SHORT

- In his first four seasons, he played in 33 career games (four starts) in his time with the Raiders (2021), Bengals (2020-21), Packers (2018-19) and Los Angeles Chargers (2018) and totaled 50 tackles (39 solo), 3.0 tackles for loss, six passes defended, two forced fumbles and eight special teams stops.
- Also competed in track and field at Alabama and earned First Team All-America honors in the outdoor 110-meter hurdles in 2016 and in the 4x400 meter relay in 2015.
- Represented the United States at the 2013 Pan American Junior Athletic Championships in track and field in Medellin, Columbia.
- Won the 2013 Texas Class 4A state championship in the 110-meter hurdles with a time of 13.40 seconds, which was a 4A state record.



# 38 TONY BROWN

## CORNERBACK



### NFL HIGHLIGHTS

- Has appeared in 46 career games (four starts) in his time with the Colts (2022), Las Vegas Raiders (2021), Cincinnati Bengals (2020-21), Green Bay Packers (2018-19) and Los Angeles Chargers (2018) and has totaled 51 tackles (40 solo), 4.0 tackles for loss, 1.0 sack six passes defended, two forced fumbles and 14 special teams stops.
- Has seen action in 13 games in 2022 and has registered one solo tackle, 1.0 tackle for loss and 1.0 sack. He has also tallied six special teams tackles.
- In 2021, he spent time on the practice squads of the Raiders and Bengals.
- He saw action in 13 games (one start) in 2020 and tallied 11 tackles (seven solo), 2.0 tackles for loss, one pass defended and two special teams stops.
- In 2019, he appeared in nine games and recorded 10 tackles (seven solo) and one special teams tackle.
- He competed in 11 games (three starts) in 2018 and compiled 29 tackles (25 solo), 1.0 tackle for loss, five passes defended and two forced fumbles. He also added five special teams stops.

### COLLEGE HIGHLIGHTS

- Appeared in 51 games at Alabama (2014-17) and totaled 89 tackles (58 solo), 5.5 tackles for loss, half a sack, five passes defended, three interceptions and one forced fumble. Part of two National Championship teams (2015 and 2017) with the Crimson Tide.
- As a senior, he appeared in all 14 games and tallied 31 tackles (18 solo), 1.0 tackle for loss, two passes defended and one interception.
- In 2016, he played in 11 games and compiled 32 tackles (21 solo), 2.5 tackles for loss, half a sack and two interceptions.
- As a sophomore, he saw action in 13 games and accumulated 16 tackles (12 solo), 1.0 tackle for loss, two passes defended and one forced fumble.
- In 2014, he appeared in 13 games and recorded 10 tackles (seven solo), 1.0 tackle for loss and one pass defended.

### PERSONAL

- Attended Ozen High School in Beaumont, Texas.
- Named a 2014 Under Armour All-America game participant.
- Earned Second Team All-USA accolades by USA Today in 2013.
- Listed as the No. 2 cornerback nationally by ESPN, *247Sports* and *Scout.com*.
- Also competed in track and field at Alabama and earned First Team All-America honors in the outdoor 110-meter hurdles in 2016 and in the 4x400 meter relay in 2015.
- Represented the United States at the 2013 Pan American Junior Athletic Championships in track and field in Medellin, Columbia.
- Won the 2013 Texas Class 4A state championship in the 110-meter hurdles with a time of 13.40 seconds, which

### PERSONAL CONT...

- was a 4A state record.
- He won the 110-meter hurdles at the 2013 USATF National Junior Olympics.
- His father, Tony, played football at Texas Tech and his mother, Tammy, played basketball at Texas Tech.
- Earned his bachelor's degree in communication studies.

### ADDITIONAL TRANSACTIONS

- Signed to the Colts active roster on September 13, 2022.
- Signed to the Colts practice squad on September 12, 2022.
- Signed to the Colts active roster on September 10, 2022.
- Signed to the Colts practice squad on August 31, 2022.
- Waived by the Colts on August 30, 2022.
- Signed by the Colts as a free agent on March 8, 2022.
- Released from the Las Vegas Raiders practice squad on January 24, 2022.
- Signed to the Raiders practice squad on December 23, 2021.
- Released from the Las Vegas practice squad on November 1, 2021.
- Signed to the Raiders practice squad on October 13, 2021.
- Released from the Cincinnati Bengals practice squad on October 5, 2021.
- Signed to the Bengals practice squad on September 1, 2021.
- Waived by Cincinnati on August 31, 2021.
- Signed by the Bengals as an unrestricted free agent on March 18, 2021.
- Signed by Cincinnati as a free agent on August 7, 2020.
- Waived by the Bengals on July 31, 2020.
- Re-signed by Cincinnati on March 12, 2020.
- Claimed by the Bengals off waivers from Green Bay on February 3, 2020.
- Waived by Green Bay on December 28, 2019.
- Signed to the Packers active roster from the practice squad on September 29, 2018.
- Signed to the Green Bay practice squad on September 3, 2018.
- Waived by the Los Angeles Chargers on September 1, 2018.
- Signed by the Chargers as an undrafted free agent on May 11, 2018.

# 38 TONY BROWN

## CORNERBACK



### TONY BROWN'S - NFL REGULAR SEASON STATISTICS

DATE	TEAM	GP	GS	TACKLES							INTERCEPTIONS							FUMBLES					ST			MISC		
				TK	S	A	TFL	YDS	SK	YDS	QBH	NO	YDS	LG	TD	PD	FF	FR	TD	YDS	TK	S	A	FF	FR	S	A	
2018	Chargers	0	0	0	0	0	0	0	0	0.0	0.0	0	0	0	0	0	0	0	0	0	0	0	0	0	0	0	0	
Went from <b>L.A. Chargers</b> to <b>Green Bay</b> .																												
2018	Packers	11	3	29	25	4	1	3	0.0	0.0	0	0	0	0	0	5	2	0	0	0	0	0	5	5	0	0	0	0
2018	TOTAL	11	3	29	25	4	1	3	0.0	0.0	0	0	0	0	0	5	2	0	0	0	0	0	5	5	0	0	0	0
2019	Packers	9	0	10	7	3	0	0	0.0	0.0	0	0	0	0	0	0	0	0	0	0	0	0	1	0	1	0	0	0
2020	Bengals	13	1	11	7	4	2	6	0.0	0.0	0	0	0	0	0	1	0	0	0	0	0	0	2	0	2	0	0	0
2021	Bengals	0	0	0	0	0	0	0	0.0	0.0	0	0	0	0	0	0	0	0	0	0	0	0	0	0	0	0	0	0
Went from <b>Cincinnati</b> to <b>Las Vegas</b> .																												
2021	Raiders	0	0	0	0	0	0	0	0.0	0.0	0	0	0	0	0	0	0	0	0	0	0	0	0	0	0	0	0	0
2021	TOTAL	0	0	0	0	0	0	0	0.0	0.0	0	0	0	0	0	0	0	0	0	0	0	0	0	0	0	0	0	0
2022	Colts	13	0	1	1	0	1	6	1.0	6.0	1	0	0	0	0	0	0	0	0	0	0	0	6	1	5	0	0	0
<b>TOTALS</b>		<b>46</b>	<b>4</b>	<b>51</b>	<b>40</b>	<b>11</b>	<b>4</b>	<b>15</b>	<b>1.0</b>	<b>6.0</b>	<b>1</b>	<b>0</b>	<b>0</b>	<b>0</b>	<b>0</b>	<b>6</b>	<b>2</b>	<b>0</b>	<b>0</b>	<b>0</b>	<b>0</b>	<b>14</b>	<b>6</b>	<b>8</b>	<b>0</b>	<b>0</b>	<b>0</b>	<b>0</b>

### TONY BROWN'S - NFL POSTSEASON STATISTICS

DATE	TEAM	GP	GS	TACKLES							INTERCEPTIONS							FUMBLES					ST			MISC		
				TK	S	A	TFL	YDS	SK	YDS	QBH	NO	YDS	LG	TD	PD	FF	FR	TD	YDS	TK	S	A	FF	FR	S	A	
2019	Packers	0	0	0	0	0	0	0	0.0	0.0	0	0	0	0	0	0	0	0	0	0	0	0	0	0	0	0	0	0
2021	Raiders	0	0	0	0	0	0	0	0.0	0.0	0	0	0	0	0	0	0	0	0	0	0	0	0	0	0	0	0	0
<b>TOTALS</b>		<b>0</b>	<b>0</b>	<b>0</b>	<b>0</b>	<b>0</b>	<b>0</b>	<b>0</b>	<b>0.0</b>	<b>0.0</b>	<b>0</b>	<b>0</b>	<b>0</b>	<b>0</b>	<b>0</b>	<b>0</b>	<b>0</b>	<b>0</b>	<b>0</b>	<b>0</b>	<b>0</b>	<b>0</b>	<b>0</b>	<b>0</b>	<b>0</b>	<b>0</b>	<b>0</b>	<b>0</b>

### SINGLE-GAME HIGHS: DEFENSIVE

- Total Tackles** 9 at Pittsburgh Steelers, Nov 15, 2020  
...1 more at 9.
- Solo Tackles** 7 vs. Detroit Lions, Dec 30, 2018  
6 at Pittsburgh Steelers, Nov 15, 2020  
...1 more at 6.
- Passes Defensed** 1 at Pittsburgh Steelers, Nov 15, 2020  
...5 more at 1.
- Forced Fumbles** 1 vs. Atlanta Falcons, Dec 09, 2018  
...1 more at 1.
- Tackles For Loss** 2 at Pittsburgh Steelers, Nov 15, 2020  
1 at New York Jets, Dec 23, 2018
- Special Teams Tackles** 2 vs. Kansas City Chiefs, Sep 25, 2022  
...1 more at 2.

### 2018 GAME-BY-GAME REGULAR-SEASON STATISTICS (CHARGERS/PACKERS)

DATE	OPPONENT	P/S	TACKLES							INTERCEPTIONS							FUMBLES					ST			MISC			
			TK	S	A	SK	YDS	TFL	YDS	QBH	NO	YDS	LG	TD	PD	FF	FR	TD	YDS	TK	S	A	FF	FR	S	A	W/L	SCORE
09/09	Chiefs																									L	28-38	
09/16	at Bills																									W	31-20	
09/23	at Rams																									L	23-35	
Went from <b>Chargers</b> to <b>Packers</b> .																												
09/30	Bills	P	0	0	0	0.0	0.0	0	0	0	0	0	0	0	0	0	0	0	0	0	0	0	0	0	0	0	W	22-0
10/07	at Lions	P	0	0	0	0.0	0.0	0	0	0	0	0	0	0	1	0	0	0	0	0	0	0	0	0	0	0	L	23-31
10/15	49ers	P	0	0	0	0.0	0.0	0	0	0	0	0	0	0	0	0	0	0	0	0	0	2	2	0	0	0	W	33-30
10/28	at Rams																									L	27-29	
11/04	at Patriots																									L	17-31	
11/11	Dolphins	P	2	2	0	0.0	0.0	0	0	0	0	0	0	0	1	0	0	0	0	0	0	1	1	0	0	0	W	31-12
11/15	at Seahawks	P	3	3	0	0.0	0.0	0	0	0	0	0	0	0	1	1	0	0	0	0	0	0	0	0	0	0	L	24-27
11/25	at Vikings	P	1	1	0	0.0	0.0	0	0	0	0	0	0	0	0	0	0	0	0	0	0	0	0	0	0	0	L	17-24
12/02	Cardinals	P	1	1	0	0.0	0.0	0	0	0	0	0	0	0	0	0	0	0	0	0	0	1	1	0	0	0	L	17-20
12/09	Falcons	S	5	3	2	0.0	0.0	0	0	0	0	0	0	0	1	0	0	0	0	0	0	0	0	0	0	0	W	34-20
12/16	at Bears	P	2	2	0	0.0	0.0	0	0	0	0	0	0	0	0	0	0	0	0	0	0	1	1	0	0	0	L	17-24
12/23	at Jets	S	6	6	0	0.0	0.0	1	3	0	0	0	0	0	1	0	0	0	0	0	0	0	0	0	0	0	W	44-38+
12/30	Lions	S	9	7	2	0.0	0.0	0	0	0	0	0	0	0	1	0	0	0	0	0	0	0	0	0	0	0	L	0-31
<b>2018 TOTALS</b>		<b>11-3</b>	<b>29</b>	<b>25</b>	<b>4</b>	<b>0.0</b>	<b>0.0</b>	<b>1</b>	<b>3</b>	<b>0</b>	<b>0</b>	<b>0</b>	<b>0</b>	<b>0</b>	<b>5</b>	<b>2</b>	<b>0</b>	<b>0</b>	<b>0</b>	<b>0</b>	<b>0</b>	<b>5</b>	<b>5</b>	<b>0</b>	<b>0</b>	<b>0</b>	<b>6-10</b>	

+ - Overtime

# 38 TONY BROWN

## CORNERBACK



### 2019 GAME-BY-GAME REGULAR-SEASON STATISTICS (PACKERS)

DATE	OPPONENT	P/S	TACKLES							INTERCEPTIONS				FUMBLES			ST			MISC		W/L	SCORE				
			TK	S	A	SK	YDS	TFL	YDS	QBH	NO	YDS	LG	TD	PD	FF	FR	TD	YDS	TK	S			A	FF	FR	S
09/05	at Bears	P	5	3	2	0.0	0.0	0	0	0	0	0	0	0	0	0	0	0	0	0	0	0	0	0	0	W	10-3
09/15	Vikings	P	0	0	0	0.0	0.0	0	0	0	0	0	0	0	0	0	0	0	0	0	0	0	0	0	0	W	21-16
09/22	Broncos	P	0	0	0	0.0	0.0	0	0	0	0	0	0	0	0	0	0	0	0	0	0	0	0	0	0	W	27-16
09/26	Eagles	P	0	0	0	0.0	0.0	0	0	0	0	0	0	0	0	0	0	0	0	0	0	0	0	0	0	L	27-34
10/06	at Cowboys																								W	34-24	
10/14	Lions																								W	23-22	
10/20	Raiders	P	0	0	0	0.0	0.0	0	0	0	0	0	0	0	0	0	0	0	0	0	0	0	0	0	0	W	42-24
10/27	at Chiefs	P	0	0	0	0.0	0.0	0	0	0	0	0	0	0	0	0	0	0	0	0	0	0	0	0	0	W	31-24
11/03	at Chargers	P	5	4	1	0.0	0.0	0	0	0	0	0	0	0	0	0	0	0	0	0	0	0	0	0	0	L	11-26
11/10	Panthers	P	0	0	0	0.0	0.0	0	0	0	0	0	0	0	0	0	0	0	0	0	0	0	0	0	0	W	24-16
11/24	at 49ers	P	0	0	0	0.0	0.0	0	0	0	0	0	0	0	0	0	0	0	0	0	0	0	0	0	0	L	8-37
12/01	at Giants																								W	31-13	
12/08	Redskins																								W	20-15	
12/15	Bears																								W	21-13	
12/23	at Vikings																								W	23-10	
12/29	at Lions																								W	23-20	
<b>2019 TOTALS</b>			<b>9-0</b>	<b>10</b>	<b>7</b>	<b>3</b>	<b>0.0</b>	<b>0.0</b>	<b>0</b>	<b>0</b>	<b>0</b>	<b>0</b>	<b>0</b>	<b>0</b>	<b>0</b>	<b>0</b>	<b>0</b>	<b>0</b>	<b>0</b>	<b>0</b>	<b>0</b>	<b>0</b>	<b>0</b>	<b>0</b>	<b>0</b>	<b>13-3</b>	

### 2020 GAME-BY-GAME REGULAR-SEASON STATISTICS (BENGALS)

DATE	OPPONENT	P/S	TACKLES							INTERCEPTIONS				FUMBLES			ST			MISC		W/L	SCORE				
			TK	S	A	SK	YDS	TFL	YDS	QBH	NO	YDS	LG	TD	PD	FF	FR	TD	YDS	TK	S			A	FF	FR	S
09/13	Chargers	P	0	0	0	0.0	0.0	0	0	0	0	0	0	0	0	0	0	0	0	0	0	0	0	0	0	L	13-16
09/17	at Browns	P	0	0	0	0.0	0.0	0	0	0	0	0	0	0	0	0	0	0	0	0	0	0	0	0	0	L	30-35
09/27	at Eagles	P	0	0	0	0.0	0.0	0	0	0	0	0	0	0	0	0	0	0	0	0	0	0	0	0	0	T	23-23
10/04	Jaguars	P	0	0	0	0.0	0.0	0	0	0	0	0	0	0	0	0	0	0	0	0	0	0	0	0	0	W	33-25
10/11	at Ravens	P	0	0	0	0.0	0.0	0	0	0	0	0	0	0	0	0	0	0	0	1	0	1	0	0	0	L	3-27
10/18	at Colts	P	0	0	0	0.0	0.0	0	0	0	0	0	0	0	0	0	0	0	0	0	0	0	0	0	0	L	27-31
10/25	Browns	P	0	0	0	0.0	0.0	0	0	0	0	0	0	0	0	0	0	0	0	0	0	0	0	0	0	L	34-37
11/01	Titans	P	0	0	0	0.0	0.0	0	0	0	0	0	0	0	0	0	0	0	0	1	0	1	0	0	0	W	31-20
11/15	at Steelers	S	9	6	3	0.0	0.0	2	6	0	0	0	0	0	1	0	0	0	0	0	0	0	0	0	0	L	10-36
11/22	at Football Team	P	0	0	0	0.0	0.0	0	0	0	0	0	0	0	0	0	0	0	0	0	0	0	0	0	0	L	9-20
11/29	Giants	P	0	0	0	0.0	0.0	0	0	0	0	0	0	0	0	0	0	0	0	0	0	0	0	0	0	L	17-19
12/06	at Dolphins																									L	7-19
12/13	Cowboys																									L	7-30
12/21	Steelers																								W	27-17	
12/27	at Texans																								W	37-31	
01/03	Ravens																								L	3-38	
<b>2020 TOTALS</b>			<b>11-1</b>	<b>9</b>	<b>6</b>	<b>3</b>	<b>0.0</b>	<b>0.0</b>	<b>2</b>	<b>6</b>	<b>0</b>	<b>0</b>	<b>0</b>	<b>0</b>	<b>0</b>	<b>0</b>	<b>0</b>	<b>0</b>	<b>0</b>	<b>0</b>	<b>0</b>	<b>0</b>	<b>0</b>	<b>0</b>	<b>0</b>	<b>4-11-1</b>	

### 2021 GAME-BY-GAME REGULAR-SEASON STATISTICS (BENGALS/RAIDERS)

DATE	OPPONENT	P/S	TACKLES							INTERCEPTIONS				FUMBLES			ST			MISC		W/L	SCORE					
			TK	S	A	SK	YDS	TFL	YDS	QBH	NO	YDS	LG	TD	PD	FF	FR	TD	YDS	TK	S			A	FF	FR	S	A
09/12	Vikings																									W	27-24+	
09/19	at Bears																									L	17-20	
09/26	at Steelers																									W	24-10	
09/30	Jaguars																									W	24-21	
10/10	Packers																									L	22-25+	
															Went from <b>Bengals</b> to <b>Raiders</b> .													
10/17	at Broncos																									W	34-24	
10/24	Eagles																									W	33-22	
12/26	Broncos																									W	17-13	
01/02	at Colts																									W	23-20	
01/09	Chargers																									W	35-32+	
<b>2021 TOTALS</b>			<b>0</b>	<b>0</b>	<b>0</b>	<b>0.0</b>	<b>0.0</b>	<b>0</b>	<b>0</b>	<b>0</b>	<b>0</b>	<b>0</b>	<b>0</b>	<b>0</b>	<b>0</b>	<b>0</b>	<b>0</b>	<b>0</b>	<b>0</b>	<b>0</b>	<b>0</b>	<b>0</b>	<b>0</b>	<b>0</b>	<b>0</b>	<b>8-2</b>		

+ - Overtime



## 2022 GAME-BY-GAME REGULAR-SEASON STATISTICS (COLTS)

DATE	OPPONENT	P/S	TACKLES						INTERCEPTIONS					FUMBLES			ST				MISC		W/L	SCORE				
			TK	S	A	SK	YDS	TFL	YDS	QBH	NO	YDS	LG	TD	PD	FF	FR	TD	YDS	TK	S	A			FF	FR	S	A
09/11	at Texans	P	0	0	0	0.0	0.0	0	0	0	0	0	0	0	0	0	0	0	0	0	0	0	0	0	0	T	20-20	
09/18	at Jaguars	P	0	0	0	0.0	0.0	0	0	0	0	0	0	0	0	0	0	0	1	1	0	0	0	0	0	L	0-24	
09/25	Chiefs	P	0	0	0	0.0	0.0	0	0	0	0	0	0	0	0	0	0	0	2	0	2	0	0	0	0	W	20-17	
10/02	Titans	P	0	0	0	0.0	0.0	0	0	0	0	0	0	0	0	0	0	0	0	0	0	0	0	0	0	L	17-24	
10/06	at Broncos	P	0	0	0	0.0	0.0	0	0	0	0	0	0	0	0	0	0	0	0	0	0	0	0	0	0	W	12-9+	
10/16	Jaguars	P	0	0	0	0.0	0.0	0	0	0	0	0	0	0	0	0	0	0	1	0	1	0	0	0	0	W	34-27	
10/23	at Titans	P	0	0	0	0.0	0.0	0	0	0	0	0	0	0	0	0	0	0	0	0	0	0	0	0	0	L	10-19	
10/30	Commanders	P	0	0	0	0.0	0.0	0	0	0	0	0	0	0	0	0	0	0	0	0	0	0	0	0	0	L	16-17	
11/06	at Patriots		ON INACTIVE LIST																								L	3-26
11/13	at Raiders	P	0	0	0	0.0	0.0	0	0	0	0	0	0	0	0	0	0	0	1	0	1	0	0	0	0	W	25-20	
11/20	Eagles	P	0	0	0	0.0	0.0	0	0	0	0	0	0	0	0	0	0	0	0	0	0	0	0	0	0	L	16-17	
11/28	Steelers	P	1	1	0	1.0	6.0	1	6	1	0	0	0	0	0	0	0	0	0	0	0	0	0	0	0	L	17-24	
12/04	at Cowboys	P	0	0	0	0.0	0.0	0	0	0	0	0	0	0	0	0	0	0	1	0	1	0	0	0	0	L	19-54	
12/17	at Vikings	P	0	0	0	0.0	0.0	0	0	0	0	0	0	0	0	0	0	0	0	0	0	0	0	0	0	L	36-39+	
<b>2022 TOTALS</b>			<b>13-0</b>	<b>1</b>	<b>1</b>	<b>0</b>	<b>1.0</b>	<b>6.0</b>	<b>1</b>	<b>6</b>	<b>1</b>	<b>0</b>	<b>0</b>	<b>0</b>	<b>0</b>	<b>0</b>	<b>0</b>	<b>0</b>	<b>0</b>	<b>0</b>	<b>0</b>	<b>0</b>	<b>0</b>	<b>0</b>	<b>0</b>	<b>0</b>	<b>4-9-1</b>	

+ - Overtime

## 2019 GAME-BY-GAME POSTSEASON STATISTICS (PACKERS)

DATE	OPPONENT	P/S	TACKLES						INTERCEPTIONS					FUMBLES			ST				MISC		W/L	SCORE				
			TK	S	A	SK	YDS	TFL	YDS	QBH	NO	YDS	LG	TD	PD	FF	FR	TD	YDS	TK	S	A			FF	FR	S	A
01/12	Seahawks		DID NOT PLAY																								W	28-23
01/19	at 49ers		DID NOT PLAY																								L	20-37
<b>2019 TOTALS</b>			<b>0</b>	<b>0</b>	<b>0</b>	<b>0.0</b>	<b>0.0</b>	<b>0</b>	<b>0</b>	<b>0</b>	<b>0</b>	<b>0</b>	<b>0</b>	<b>0</b>	<b>0</b>	<b>0</b>	<b>0</b>	<b>0</b>	<b>0</b>	<b>0</b>	<b>0</b>	<b>0</b>	<b>0</b>	<b>0</b>	<b>0</b>	<b>0</b>	<b>1-1</b>	

## 2021 GAME-BY-GAME POSTSEASON STATISTICS (RAIDERS)

DATE	OPPONENT	P/S	TACKLES						INTERCEPTIONS					FUMBLES			ST				MISC		W/L	SCORE				
			TK	S	A	SK	YDS	TFL	YDS	QBH	NO	YDS	LG	TD	PD	FF	FR	TD	YDS	TK	S	A			FF	FR	S	A
01/15	at Bengals		PRACTICE SQUAD																								L	19-26
<b>2021 TOTALS</b>			<b>0</b>	<b>0</b>	<b>0</b>	<b>0.0</b>	<b>0.0</b>	<b>0</b>	<b>0</b>	<b>0</b>	<b>0</b>	<b>0</b>	<b>0</b>	<b>0</b>	<b>0</b>	<b>0</b>	<b>0</b>	<b>0</b>	<b>0</b>	<b>0</b>	<b>0</b>	<b>0</b>	<b>0</b>	<b>0</b>	<b>0</b>	<b>0</b>	<b>0-1</b>	

# 99 DEFOREST BUCKNER

DEFENSIVE TACKLE

(dub-FORE-ist)



**DEFOREST BUCKNER. ACQUIRED BY THE COLTS IN A TRADE WITH THE SAN FRANCISCO 49ERS ON MARCH 18, 2020.**

**6-7 • 295 LBS**

**NFL EXP: 7**

**(3RD YEAR WITH THE COLTS)**

**BORN: 3/17/94**



**O COLLEGE: OREGON**

## 4TH-AND-SHORT

- 2x Associated Press All-Pro selection (2020, First Team; 2019, Second Team).
- 2x Pro Bowl selection (2018, 2021).
- In his first six seasons, he compiled 388 tackles (242 solo), 58.0 tackles for loss, 45.0 sacks, 17 passes defended, five forced fumbles, eight fumble recoveries and one safety in 95 games (93 starts).
- Owns the Colts' single-season franchise record for most sacks by a defensive tackle (9.5 in 2020).
- In 2020, selected AFC Defensive Player of the Month (December) and AFC Defensive Player of the Week (Week 15).
- Named the 2020 Polynesian Pro Football Player of the Year.

## DOWN THE STRETCH

- What is on your bucket list:** Travel to at least 10 countries
- Do you have any pets:** We have a little Cavalier Poodle mix named Kimmo.
- Do you have a pregame ritual:** Hot tub/cold tub
- Do you have any nicknames:** DeFo or Buck
- What is the best advice you've been given:** Be the best version of yourself.
- Who is your mentor:** My father-in-law, Lance Shebelut.
- Who is your favorite artist:** Drake
- What is your favorite food:** Hawaiian Food
- What is your favorite vacation spot:** Italy
- What is your favorite TV show:** "The Office"
- What are your pet peeves:** Laziness
- What are your hobbies off the field:** Hunting, fishing, golfing, video games

# 99 DEFOREST BUCKNER

DEFENSIVE TACKLE

(dub-FORE-ist)



## GROWING UP FAST

Growing up in Hawaii, Buckner was never a child who caused trouble. However, he had to mature quickly as a 13-year-old when an accident changed his family's lifestyle. His father, George, was in a motorcycle accident that required him to have heart surgery. After falling into a coma, George rehabbed and recovered. Buckner knew that he had to step up for his family by doing chores around the house to help while he also continued to mentor his brother. All the while, he was starting to become a standout in football and basketball. He credits that experience to how he developed as a man both on and off the field.



## FIRST YEAR IN INDY? FIRST TEAM ALL-PRO

Buckner wanted to prove to Indy that they made the right choice acquiring him for the 13th overall pick in the 2020 NFL Draft. In his first season, he showed he belonged. He earned First Team All-Pro honors after he played in 15 games (14 starts) and compiled 58 tackles (37 solo), 10.0 tackles for loss, 9.5 sacks, three passes defended, two forced fumbles and one fumble recovery. Among NFL defensive tackles, he ranked in the top-five in tackles (fourth), solo tackles (second), tackles for loss (tied-third), sacks (second) and forced fumbles (tied-third). Buckner established a single-season franchise record for most sacks by a defensive tackle. He became just the third Colts defensive tackle to be named First Team All-Pro, joining Art Donovan (1954-57) and Gene Lipscomb (1958-59).



## Dr. DeFo

While at Oregon, Buckner started to dive into art and took the class "Art of the Athlete" which provides engagement for the student athletes through visual arts. His professor gave him the nickname, "Dr. DeFo" because of his passion and focus with his art. At the end of his time in the class, he was awarded the breakout artist award for his piece titled "King of Pop" that featured himself imitating Michael Jackson performing music, which was spray painted on vinyl.

## DeFo DPOM

Buckner earned AFC Defensive Player of the Month for December after he compiled 18 tackles (14 solo), 6.0 tackles for loss, 7.0 sacks, two passes defended and one forced fumble. He helped guide the Colts to a 4-1 record, including a playoff berth. Buckner recorded three games with at least 2.0 sacks.



## DeFo DPOW

In Week 15 vs. Houston, Buckner earned AFC Defensive Player of the Week after he totaled four tackles (three solo), 2.0 tackles for loss, a career-high 3.0 sacks and one forced fumble. He was one of just four players in the NFL in 2020 to register at least four tackles, 2.0 tackles for loss, 3.0 sacks and one forced fumble in a single game. Buckner's 3.0 sacks tied for the third-most by any player in a single game last season. It marked the first time he had earned Player of the Week honors.



@DeForestBuckner



@dubuck\_99

# 99 DEFOREST BUCKNER

DEFENSIVE TACKLE

(dub-FORE-ist)



## NFL HIGHLIGHTS

- Has competed in 109 games (106 starts) in seven seasons (2016-22) with the Colts (2020-22) and 49ers (2016-19) and has recorded 448 tackles (276 solo), 66.0 tackles for loss, 51.5 sacks, 20 passes defended, six forced fumbles, nine fumble recoveries and one safety. Has started four postseason contests and has registered 14 tackles (11 solo), 2.0 tackles for loss, 2.5 sacks, one forced fumble and one fumble recovery.
- Has appeared in 14 games (13 starts) in 2022 and has recorded 60 tackles (34 solo), 8.0 tackles for loss, 6.5 sacks, three passes defended, one forced fumble and one fumble recovery. In Week 5 at Denver, he compiled eight tackles (four solo), 1.0 tackle for loss, 2.0 sacks, one pass defended and one forced fumble. He became the first NFL player to register at least eight tackles, 2.0 sacks, one pass defended and one forced fumble in a single game this season, and is the first to do so since Marcus Maye in Week 1 of 2020. In Week 6 vs. Jacksonville, he compiled five tackles (three solo), 1.0 tackle for loss and 1.0 sack. He tallied sacks in back-to-back games for the first time since Weeks 7 and 8 of 2021. In Week 8 vs. Washington, he tallied three tackles (two solo), 1.0 tackle for loss and 1.0 sack. In Week 9 at New England, he reached 50.0 career sacks. In Week 15 at Minnesota, he compiled three tackles (two solo), 2.0 tackles for loss, 1.0 sack and one pass defended.
- In 2021, he competed in all 17 games (16 starts and compiled 68 tackles (40 solo), 10.0 tackles for loss, 7.0 sacks and three passes defended en route to his second career Pro Bowl selection. In Week 6 vs. Houston, he registered five tackles (four solo), 2.0 tackles for loss and 1.0 sack. In Week 7 at San Francisco, he tallied six tackles (five solo), 1.0 tackle for loss and 1.0 sack. In Week 8 vs. Tennessee, he tallied two sack tackles, 1.0 tackle for loss and 1.0 sack. It was his third consecutive game with a sack. In Week 12 vs. Tampa Bay, he registered three solo tackles, 1.0 tackle for loss, 1.0 sack and one pass defended. In Week 15 vs. New England, he recorded four tackles (three solo), 1.0 tackle for loss and 1.0 sack. In Week 17 vs. Las Vegas, he had a season-high eight tackles (four solo), 1.0 tackle for loss and half a sack. It was the most tackles he has recorded in a single game as a Colt.
- Earned Associated Press First Team All-Pro and PFWA All-NFL Team honors after he appeared in 15 games (14 starts) in 2020 and accumulated 58 tackles (37 solo), 10.0 tackles for loss, 9.5 sacks, three passes defended, two forced fumbles and one fumble recovery. In Week 2 vs. Minnesota, he recorded three tackles (one solo), 1.0 tackle for loss and 1.5 sacks. He registered his first-career safety with a sack on Kirk Cousins. In Week 15 vs. Houston, he accumulated four tackles (three solo), a career-high 3.0 sacks, 2.0 tackles for loss and one forced fumble. He registered 2.0 sacks in the first quarter and became the first Colts player to do so since Robert Mathis in Week 10 of 2013. He became one of four players in 2020 to record at least four tackles, 2.0 tackles for

## NFL HIGHLIGHTS CONT...

- loss, 3.0 sacks and one forced fumble in a single game, joining Justin Houston, Aaron Donald and Haason Reddick. Started one postseason contest and tallied two solo tackles.
- In 2019, was named an Associated Press Second Team All-Pro after he started all 16 games and totaled 61 tackles (33 solo), 9.0 tackles for loss, 7.5 sacks, two passes defended, two forced fumbles and a single-season career-high four fumble recoveries (one returned for a touchdown). According to the Elias Sports Bureau, he became the first 49er to tally four-or-more fumble recoveries in a single season since 1988. Started three postseason games and recorded 12 tackles (nine solo), 2.0 tackles for loss, 2.5 sacks, one forced fumble and one fumble recovery. In Super Bowl LIV, he tallied six tackles (three solo), 1.0 tackle for loss and a game-high 1.5 sacks. In Week 3, he had a team-high 10 tackles (six solo), 1.0 sack, one forced fumble and one fumble recovery vs. Pittsburgh.
- Selected to his first career Pro Bowl after he started 16 games in 2018 and compiled 67 tackles (44 solo), 17.0 tackles for loss, a single-season career-high 12.0 sacks, three passes defended and one fumble recovery. His 12.0 sacks ranked third in the NFL among defensive tackles and were the fourth-most by a 49er in a single season since 2000. Tallied seven tackles (three solo), 3.0 tackles for loss and a single-game career-high 2.5 sacks in Week 1 at Minnesota, which also tied for the third-most sacks in a single game by a 49er since 2010. Registered a career-high 11 tackles (seven solo), 4.0 tackles for loss and 2.0 sacks in Week 15 vs. Seattle. It was his third game with 2.0-or-more sacks on the season.
- In 2017, started all 16 games and accumulated 61 tackles (45 solo), 5.0 tackles for loss, 3.0 sacks, five passes defended and one forced fumble. Recorded five solo tackles and his first-career forced fumble in Week 3 vs. the Los Angeles Rams.
- Selected to the PFWA All-Rookie Team after he started 15 games and totaled 73 tackles (43 solo), 7.0 tackles for loss, 6.0 sacks, one pass defended and two fumble recoveries. His 73 tackles ranked second among all NFL defensive tackles. His 6.0 sacks tied for a team high, ranked fourth among rookies and tied for the sixth-most sacks by a 49er rookie in franchise history. Recorded nine tackles (five solo), 2.0 sacks and one fumble recovery in Week 6 at Buffalo. It was his first-career game with 2.0 sacks.



@DeForestBuckner



@dubuck\_99





### COLLEGE HIGHLIGHTS CONT...

- Appeared in 54 games at Oregon and registered 232 tackles (106 solo), 36.0 tackles for loss, 18.0 sacks and nine passes defended.
- In 2015, he was named First Team All-America by *USA Today* and Second Team All-America by The Associated Press after he appeared in all 13 games and totaled 83 tackles (43 solo), 17.0 tackles for loss, 10.5 sacks and five passes defended. Also was named the PAC-12 Defensive Player of the Year and was the recipient of the Morris Trophy, which is an honor voted on by opposing PAC-12 offensive linemen.
- As a junior, he was named a Second Team All-PAC-12 choice after he started 15 games and tallied 81 tackles (36 solo), 13.0 tackles for loss, 4.0 sacks and four passes defended.
- In 2013, he played in 13 games (eight starts) and accumulated 39 tackles (12 solo), 3.5 tackles for loss and 2.5 sacks.
- As a freshman, he appeared in 13 games (two starts) and recorded 29 tackles (15 solo), 2.5 tackles for loss and 1.0 sack. He received the Casanova Award, which is awarded to the team's top first-year player.

### PERSONAL

- Attended Punahou (Hawaii) High School and was named first-team all-state his senior year.
- Was a four-year letterman in basketball and earned first-team all-state and First Team All-ILH (Interscholastic League of Honolulu) as a senior after averaging 11.3 points and 8.9 rebounds a game.
- In 2020, he participated in three Colts' mobile pantry distributions as part of the No One Runs on Empty program.
- Supported Head Coach Frank Reich's foundation, KNOT Today, for the 2021 and 2020 My Cause My Cleats campaign.
- Represented 'Beyond Differences' for the 2019 My Cause My Cleats campaign.
- Received the 2019 Bill Walsh Award, which was established in 2004 and is voted on by the coaching staff and given to the 49er who best represented the standard of professional excellence established by Walsh.
- In 2018, he was the recipient of the 49ers Len Eshmont Award, which is voted on by the team and given to the player who best exemplifies inspirational and courageous play.
- Participated in many community events with the 49ers, including the Crucial Catch Fashion Show, serving Thanksgiving dinner to people in need and taking local youth on a holiday shopping spree.
- Majored in criminology.
- Married to his wife, Ashlyn, and they have two sons, Dominic and Jordan.

### PERSONAL CONT...

- Last name is pronounced duh-FORE-ist.
- A native of Honolulu, Hawaii.

### ADDITIONAL TRANSACTIONS

- Selected by the San Francisco 49ers in the first round (seventh overall) of the 2016 NFL Draft.





## DEFOREST BUCKNER'S - NFL REGULAR SEASON STATISTICS

DATE	TEAM	GP	GS	TK	S	TACKLES						INTERCEPTIONS				FUMBLES			ST			MISC									
						A	TFL	YDS	SK	YDS	QBH	NO	YDS	LG	TD	PD	FF	FR	TD	YDS	TK	S	A	FF	FR	S	A				
2016	49ers	15	15	73	43	30	7	34	6.0	26.0	18	0	0	0	1	0	2	0	0	0	0	0	0	0	0	0	0	0	0	0	0
2017	49ers	16	16	61	45	16	5	19	3.0	21.0	22	0	0	0	5	1	0	0	0	0	0	0	0	0	0	0	0	0	0	0	
2018	49ers	16	16	67	44	23	17	77	12.0	71.0	20	0	0	0	3	0	1	0	0	0	0	0	0	0	0	0	0	0	0	0	
2019	49ers	16	16	61	33	28	9	39	7.5	47.0	14	0	0	0	2	2	4	1	12	1	1	0	0	0	0	0	0	0	0	0	
2020	Colts	15	14	58	37	21	10	49	9.5	58.0	26	0	0	0	3	2	1	0	0	0	0	0	0	0	0	0	0	0	0	0	
2021	Colts	17	16	68	40	28	10	58	7.0	55.5	18	0	0	0	3	0	0	0	0	0	0	0	0	0	0	0	0	0	0	0	
2022	Colts	14	13	60	34	26	8	32	6.5	41.5	17	0	0	0	3	1	1	0	0	0	0	0	0	0	0	0	0	0	0	0	
<b>TOTALS</b>		<b>109</b>	<b>106</b>	<b>448</b>	<b>276</b>	<b>172</b>	<b>66</b>	<b>308</b>	<b>51.5</b>	<b>320.0</b>	<b>135</b>	<b>0</b>	<b>0</b>	<b>0</b>	<b>20</b>	<b>6</b>	<b>9</b>	<b>1</b>	<b>12</b>	<b>1</b>	<b>1</b>	<b>0</b>	<b>0</b>	<b>0</b>	<b>0</b>	<b>0</b>	<b>0</b>	<b>0</b>	<b>0</b>	<b>0</b>	

## DEFOREST BUCKNER'S - NFL POSTSEASON STATISTICS

DATE	TEAM	GP	GS	TK	S	TACKLES						INTERCEPTIONS				FUMBLES			ST			MISC							
						A	TFL	YDS	SK	YDS	QBH	NO	YDS	LG	TD	PD	FF	FR	TD	YDS	TK	S	A	FF	FR	S	A		
2019	49ers	3	3	12	9	3	2	10	2.5	17.5	4	0	0	0	0	1	1	0	0	0	0	0	0	0	0	0	0	0	0
2020	Colts	1	1	2	2	0	0	0	0.0	0.0	1	0	0	0	0	0	0	0	0	0	0	0	0	0	0	0	0	0	0
<b>TOTALS</b>		<b>4</b>	<b>4</b>	<b>14</b>	<b>11</b>	<b>3</b>	<b>2</b>	<b>10</b>	<b>2.5</b>	<b>17.5</b>	<b>5</b>	<b>0</b>	<b>0</b>	<b>0</b>	<b>0</b>	<b>1</b>	<b>1</b>	<b>0</b>	<b>0</b>	<b>0</b>	<b>0</b>	<b>0</b>	<b>0</b>	<b>0</b>	<b>0</b>	<b>0</b>	<b>0</b>	<b>0</b>	<b>0</b>

## SINGLE-GAME HIGHS: DEFENSIVE

**Total Tackles** 11 vs. Seattle Seahawks, Dec 16, 2018  
...1 more at 11.

**Solo Tackles** 10 vs. New York Jets, Dec 11, 2016  
7 vs. Seattle Seahawks, Dec 16, 2018  
...1 more at 7.

**Sacks** 3.0 vs. Houston Texans, Dec 20, 2020  
2.5 at Minnesota Vikings, Sep 09, 2018  
2.0 at Denver Broncos, Oct 06, 2022  
...6 more at 2.0.

**Passes Defensed** 2 vs. Dallas Cowboys, Oct 22, 2017  
1 at Minnesota Vikings, Dec 17, 2022  
...17 more at 1.

**Forced Fumbles** 1 at Denver Broncos, Oct 06, 2022  
...5 more at 1.

**Fumble Recoveries** 2 vs. Seattle Seahawks, Nov 11, 2019  
1 at Houston Texans, Sep 11, 2022  
...6 more at 1.

**Tackles For Loss** 4 vs. Seattle Seahawks, Dec 16, 2018  
2 at Minnesota Vikings, Dec 17, 2022  
...10 more at 2.

**Safeties** 1 vs. Minnesota Vikings, Sep 20, 2020

**Special Teams Tackles** 1 vs. Cleveland Browns, Oct 07, 2019

**Longest Opponent's Fumble Return** 12 vs. Seattle Seahawks, Nov 11, 2019

## SINGLE-GAME HIGHS - POSTSEASON: DEFENSIVE

**Total Tackles** 6 at Kansas City Chiefs, Feb 02, 2020  
4 vs. Green Bay Packers, Jan 19, 2020  
2 at Buffalo Bills, Jan 09, 2021  
...1 more at 2.

**Solo Tackles** 4 vs. Green Bay Packers, Jan 19, 2020  
3 at Kansas City Chiefs, Feb 02, 2020  
2 at Buffalo Bills, Jan 09, 2021  
...1 more at 2.

**Sacks** 1.5 at Kansas City Chiefs, Feb 02, 2020  
1.0 vs. Minnesota Vikings, Jan 11, 2020

**Forced Fumbles** 1 vs. Minnesota Vikings, Jan 11, 2020

**Fumble Recoveries** 1 vs. Green Bay Packers, Jan 19, 2020

**Tackles For Loss** 1 at Kansas City Chiefs, Feb 02, 2020  
...1 more at 1.







### 2019 GAME-BY-GAME REGULAR-SEASON STATISTICS (49ERS)

DATE	OPPONENT	P/S	TACKLES							INTERCEPTIONS				FUMBLES			ST			MISC		W/L	SCORE					
			TK	S	A	SK	YDS	TFL	YDS	QBH	NO	YDS	LG	TD	PD	FF	FR	TD	YDS	TK	S			A	FF	FR	S	A
09/08	at Buccaneers	S	2	2	0	0	0	0	1	2	1	0	0	0	0	0	0	0	0	0	0	0	0	0	0	0	W	31-17
09/15	at Bengals	S	1	1	0	1	0	6	0	6	2	0	0	0	0	0	0	0	0	0	0	0	0	0	0	W	41-17	
09/22	Steelers	S	10	6	4	1	0	9	0	0	2	0	0	0	0	0	1	1	0	0	0	0	0	0	0	W	24-20	
10/07	Browns	S	4	2	2	1	0	12	0	0	1	0	0	0	0	1	1	0	0	0	0	0	0	0	0	W	31-3	
10/13	at Rams	S	4	2	2	0	0	1	3	0	0	0	0	0	0	0	0	0	0	0	0	0	0	0	0	W	20-7	
10/20	at Redskins	S	6	3	3	0	0	0	0	0	0	0	0	0	0	0	0	0	0	0	0	0	0	0	0	W	9-0	
10/27	Panthers	S	2	1	1	0	0	0	0	1	0	0	0	0	1	0	0	0	0	0	0	0	0	0	0	W	51-13	
10/31	at Cardinals	S	4	3	1	1	0	6	0	2	9	1	0	0	0	0	0	0	0	0	0	0	0	0	0	W	28-25	
11/11	Seahawks	S	5	1	4	0	0	0	0	0	0	0	0	0	0	2	1	12	0	0	0	0	0	0	0	L	24-27+	
11/17	Cardinals	S	2	2	0	1	0	3	1	3	1	0	0	0	0	0	0	0	0	0	0	0	0	0	0	W	36-26	
11/24	Packers	S	5	1	4	0	5	1	0	0	2	0	0	0	0	0	0	0	0	0	0	0	0	0	0	W	37-8	
12/01	at Ravens	S	6	4	2	1	0	0	0	0	1	0	0	0	0	0	0	0	0	0	0	0	0	0	0	L	17-20	
12/08	at Saints	S	4	1	3	0	0	1	5	0	0	0	0	0	0	0	1	0	0	0	0	0	0	0	0	W	48-46	
12/15	Falcons	S	1	1	0	0	0	0	0	0	0	0	0	0	0	0	0	0	0	0	0	0	0	0	0	L	22-29	
12/21	Rams	S	1	1	0	0	0	0	1	1	0	0	0	0	0	0	0	0	0	0	0	0	0	0	0	W	34-31	
12/29	at Seahawks	S	4	2	2	1	0	10	1	10	2	0	0	0	0	0	0	0	0	0	0	0	0	0	0	W	26-21	
<b>2019 TOTALS</b>			<b>16-16</b>	<b>61</b>	<b>33</b>	<b>28</b>	<b>7</b>	<b>47.0</b>	<b>9</b>	<b>39</b>	<b>14</b>	<b>0</b>	<b>0</b>	<b>0</b>	<b>0</b>	<b>2</b>	<b>2</b>	<b>4</b>	<b>1</b>	<b>12</b>	<b>1</b>	<b>1</b>	<b>0</b>	<b>0</b>	<b>0</b>	<b>0</b>	<b>13-3</b>	

+ - Overtime

### 2020 GAME-BY-GAME REGULAR-SEASON STATISTICS (COLTS)

DATE	OPPONENT	P/S	TACKLES							INTERCEPTIONS				FUMBLES			ST			MISC		W/L	SCORE					
			TK	S	A	SK	YDS	TFL	YDS	QBH	NO	YDS	LG	TD	PD	FF	FR	TD	YDS	TK	S			A	FF	FR	S	A
09/13	at Jaguars	S	6	4	2	0	0	1	2	0	0	0	0	0	0	0	0	0	0	0	0	0	0	0	0	L	20-27	
09/20	Vikings	S	3	1	2	1	5	0	1	5	4	0	0	0	0	0	0	0	0	0	0	0	0	0	0	W	28-11	
09/27	Jets	S	6	4	2	0	0	0	0	0	1	0	0	0	0	0	0	0	0	0	0	0	0	0	0	W	36-7	
10/04	at Bears	S	3	1	2	0	0	0	0	3	0	0	0	0	1	0	0	0	0	0	0	0	0	0	0	W	19-11	
10/11	at Browns	S	5	3	2	0	0	0	0	1	0	0	0	0	0	0	0	0	0	0	0	0	0	0	0	L	23-32	
10/18	Bengals	S	5	4	1	1	0	8	0	2	8	4	0	0	0	0	0	0	0	0	0	0	0	0	0	W	31-27	
11/01	at Lions	S	1	0	1	0	0	0	0	0	0	0	0	0	0	0	0	0	0	0	0	0	0	0	0	W	41-21	
11/08	Ravens	S	5	2	3	0	0	0	0	0	0	0	0	0	0	1	0	0	0	0	0	0	0	0	0	L	10-24	
11/12	at Titans	S	5	3	2	0	0	0	0	0	3	0	0	0	0	0	0	0	0	0	0	0	0	0	0	W	34-17	
11/22	Packers	S	1	1	0	0	0	0	0	0	0	0	0	0	0	0	1	0	0	0	0	0	0	0	0	W	34-31+	
11/29	Titans																									L	26-45	
12/06	at Texans	S	4	4	0	2	0	8	0	2	8	3	0	0	0	0	0	0	0	0	0	0	0	0	0	W	26-20	
12/13	at Raiders	S	4	3	1	0	0	0	0	0	1	0	0	0	0	0	0	0	0	0	0	0	0	0	0	W	44-27	
12/20	Texans	P	4	3	1	3	0	19	0	2	12	4	0	0	0	0	1	0	0	0	0	0	0	0	0	W	27-20	
12/27	at Steelers	S	2	1	1	0	0	0	0	0	0	0	0	0	0	1	0	0	0	0	0	0	0	0	0	L	24-28	
01/03	Jaguars	S	4	3	1	2	0	14	0	2	14	2	0	0	0	0	1	0	0	0	0	0	0	0	0	W	28-14	
<b>2020 TOTALS</b>			<b>15-14</b>	<b>58</b>	<b>37</b>	<b>21</b>	<b>9.5</b>	<b>58.0</b>	<b>10</b>	<b>49</b>	<b>26</b>	<b>0</b>	<b>0</b>	<b>0</b>	<b>0</b>	<b>3</b>	<b>2</b>	<b>1</b>	<b>0</b>	<b>0</b>	<b>0</b>	<b>0</b>	<b>0</b>	<b>0</b>	<b>0</b>	<b>0</b>	<b>11-5</b>	

+ - Overtime





### 2021 GAME-BY-GAME REGULAR-SEASON STATISTICS (COLTS)

DATE	OPPONENT	P/S	TACKLES							INTERCEPTIONS				FUMBLES			ST			MISC		W/L	SCORE				
			TK	S	A	SK	YDS	TFL	YDS	QBH	NO	YDS	LG	TD	PD	FF	FR	TD	YDS	TK	S			A	FF	FR	S
09/12	Seahawks	S	6	5	1	1.0	7.0	1	7	2	0	0	0	0	0	0	0	0	0	0	0	0	0	0	0	L	16-28
09/19	Rams	S	6	2	4	0.0	0.0	0	0	2	0	0	0	0	1	0	0	0	0	0	0	0	0	0	0	L	24-27
09/26	at Titans	S	4	1	3	0.0	0.0	0	0	1	0	0	0	0	0	0	0	0	0	0	0	0	0	0	0	L	16-25
10/03	at Dolphins	S	3	0	3	0.0	0.0	0	0	0	0	0	0	0	0	0	0	0	0	0	0	0	0	0	0	W	27-17
10/11	at Ravens	S	4	2	2	0.0	0.0	0	0	0	0	0	0	0	0	0	0	0	0	0	0	0	0	0	0	L	25-31+
10/17	Texans	S	5	4	1	1.0	9.0	2	10	1	0	0	0	0	0	0	0	0	0	0	0	0	0	0	0	W	31-3
10/24	at 49ers	S	6	5	1	1.0	4.0	1	4	1	0	0	0	0	0	0	0	0	0	0	0	0	0	0	0	W	30-18
10/31	Titans	S	2	2	0	1.0	8.0	1	8	1	0	0	0	0	0	0	0	0	0	0	0	0	0	0	0	L	31-34+
11/04	Jets	S	6	3	3	0.0	0.0	1	2	1	0	0	0	0	1	0	0	0	0	0	0	0	0	0	0	W	45-30
11/14	Jaguars	S	3	0	3	0.5	0.0	0	0	2	0	0	0	0	0	0	0	0	0	0	0	0	0	0	0	W	23-17
11/21	at Bills	S	1	0	1	0.0	0.0	0	0	0	0	0	0	0	0	0	0	0	0	0	0	0	0	0	0	W	41-15
11/28	Buccaneers	S	3	3	0	1.0	7.0	1	7	1	0	0	0	0	1	0	0	0	0	0	0	0	0	0	0	L	31-38
12/05	at Texans	S	2	2	0	0.0	0.0	0	0	2	0	0	0	0	0	0	0	0	0	0	0	0	0	0	0	W	31-0
12/18	Patriots	S	4	3	1	1.0	15.0	1	15	2	0	0	0	0	0	0	0	0	0	0	0	0	0	0	0	W	27-17
12/25	at Cardinals	S	2	1	1	0.0	0.0	0	0	0	0	0	0	0	0	0	0	0	0	0	0	0	0	0	0	W	22-16
01/02	Raiders	S	8	4	4	0.5	5.5	1	4	2	0	0	0	0	0	0	0	0	0	0	0	0	0	0	0	L	20-23
01/09	at Jaguars	P	3	3	0	0.0	0.0	1	1	0	0	0	0	0	0	0	0	0	0	0	0	0	0	0	0	L	11-26
<b>2021 TOTALS</b>			<b>17-16</b>	<b>68</b>	<b>40</b>	<b>28</b>	<b>7.0</b>	<b>55.5</b>	<b>10</b>	<b>58</b>	<b>18</b>	<b>0</b>	<b>0</b>	<b>0</b>	<b>0</b>	<b>3</b>	<b>0</b>	<b>0</b>	<b>0</b>	<b>0</b>	<b>0</b>	<b>0</b>	<b>0</b>	<b>0</b>	<b>0</b>	<b>0</b>	<b>9-8</b>

+ - Overtime

### 2022 GAME-BY-GAME REGULAR-SEASON STATISTICS (COLTS)

DATE	OPPONENT	P/S	TACKLES							INTERCEPTIONS				FUMBLES			ST			MISC		W/L	SCORE				
			TK	S	A	SK	YDS	TFL	YDS	QBH	NO	YDS	LG	TD	PD	FF	FR	TD	YDS	TK	S			A	FF	FR	S
09/11	at Texans	S	4	2	2	0.0	0.0	0	0	0	0	0	0	0	0	1	0	0	0	0	0	0	0	0	0	T	20-20
09/18	at Jaguars	S	4	2	2	0.0	0.0	1	1	0	0	0	0	0	0	0	0	0	0	0	0	0	0	0	0	L	0-24
09/25	Chiefs	S	4	2	2	0.0	0.0	0	0	2	0	0	0	0	0	0	0	0	0	0	0	0	0	0	0	W	20-17
10/02	Titans	P	0	0	0	0.0	0.0	0	0	0	0	0	0	0	0	0	0	0	0	0	0	0	0	0	0	L	17-24
10/06	at Broncos	S	8	4	4	2.0	13.0	1	6	2	0	0	0	0	1	1	0	0	0	0	0	0	0	0	0	W	12-9+
10/16	Jaguars	S	5	3	2	1.0	14.0	1	14	1	0	0	0	0	0	0	0	0	0	0	0	0	0	0	0	W	34-27
10/23	at Titans	S	3	0	3	0.0	0.0	0	0	3	0	0	0	0	0	0	0	0	0	0	0	0	0	0	0	L	10-19
10/30	Commanders	S	3	2	1	1.0	1.0	1	1	2	0	0	0	0	0	0	0	0	0	0	0	0	0	0	0	L	16-17
11/06	at Patriots	S	7	4	3	1.0	4.0	1	2	3	0	0	0	0	0	0	0	0	0	0	0	0	0	0	0	L	3-26
11/13	at Raiders	S	5	3	2	0.5	3.5	0	0	1	0	0	0	0	1	0	0	0	0	0	0	0	0	0	0	W	25-20
11/20	Eagles	S	5	3	2	0.0	0.0	0	0	0	0	0	0	0	0	0	0	0	0	0	0	0	0	0	0	L	16-17
11/28	Steelers	S	6	5	1	0.0	0.0	1	0	0	0	0	0	0	0	0	0	0	0	0	0	0	0	0	0	L	17-24
12/04	at Cowboys	S	3	2	1	0.0	0.0	0	0	0	0	0	0	0	0	0	0	0	0	0	0	0	0	0	0	L	19-54
12/17	at Vikings	S	3	2	1	1.0	6.0	2	8	3	0	0	0	0	1	0	0	0	0	0	0	0	0	0	0	L	36-39+
<b>2022 TOTALS</b>			<b>14-13</b>	<b>60</b>	<b>34</b>	<b>26</b>	<b>6.5</b>	<b>41.5</b>	<b>8</b>	<b>32</b>	<b>17</b>	<b>0</b>	<b>0</b>	<b>0</b>	<b>0</b>	<b>3</b>	<b>1</b>	<b>1</b>	<b>0</b>	<b>0</b>	<b>0</b>	<b>0</b>	<b>0</b>	<b>0</b>	<b>0</b>	<b>4-9-1</b>	

+ - Overtime

### 2019 GAME-BY-GAME POSTSEASON STATISTICS (49ERS)

DATE	OPPONENT	P/S	TACKLES							INTERCEPTIONS				FUMBLES			ST			MISC		W/L	SCORE				
			TK	S	A	SK	YDS	TFL	YDS	QBH	NO	YDS	LG	TD	PD	FF	FR	TD	YDS	TK	S			A	FF	FR	S
01/11	Vikings	S	2	2	0	1.0	8.0	1	1	1	0	0	0	0	0	1	0	0	0	0	0	0	0	0	0	W	27-10
01/19	Packers	S	4	4	0	0.0	0.0	0	0	0	0	0	0	0	0	0	1	0	0	0	0	0	0	0	0	W	37-20
02/02	at Chiefs	S	6	3	3	1.5	9.5	1	9	3	0	0	0	0	0	0	0	0	0	0	0	0	0	0	0	L	20-31
<b>2019 TOTALS</b>			<b>3-3</b>	<b>12</b>	<b>9</b>	<b>3</b>	<b>2.5</b>	<b>17.5</b>	<b>2</b>	<b>10</b>	<b>4</b>	<b>0</b>	<b>0</b>	<b>0</b>	<b>0</b>	<b>1</b>	<b>1</b>	<b>0</b>	<b>0</b>	<b>0</b>	<b>0</b>	<b>0</b>	<b>0</b>	<b>0</b>	<b>0</b>	<b>2-1</b>	

### 2020 GAME-BY-GAME POSTSEASON STATISTICS (COLTS)

DATE	OPPONENT	P/S	TACKLES							INTERCEPTIONS				FUMBLES			ST			MISC		W/L	SCORE				
			TK	S	A	SK	YDS	TFL	YDS	QBH	NO	YDS	LG	TD	PD	FF	FR	TD	YDS	TK	S			A	FF	FR	S
01/09	at Bills	S	2	2	0	0.0	0.0	0	0	1	0	0	0	0	0	0	0	0	0	0	0	0	0	0	0	L	24-27
<b>2020 TOTALS</b>			<b>1-1</b>	<b>2</b>	<b>2</b>	<b>0</b>	<b>0.0</b>	<b>0.0</b>	<b>0</b>	<b>0</b>	<b>1</b>	<b>0</b>	<b>0</b>	<b>0</b>	<b>0</b>	<b>0</b>	<b>0</b>	<b>0</b>	<b>0</b>	<b>0</b>	<b>0</b>	<b>0</b>	<b>0</b>	<b>0</b>	<b>0</b>	<b>0-1</b>	





**PARRIS CAMPBELL:** SELECTED BY THE COLTS IN THE SECOND ROUND (59TH OVERALL) OF THE 2019 NFL DRAFT.



CAMPBELL

**6-1 · 208 LBS**  
**NFL EXP: 4**  
**(4TH YEAR WITH THE COLTS)**  
**BORN: 7/16/97**



COLLEGE:  
**OHIO STATE**

## 4TH-AND-SHORT

- In his first three seasons, he recorded 34 receptions for 360 yards and two touchdowns in 15 games (eight starts).
- In Week 1 of 2020 at JAX, he had career highs in receptions (six) and receiving yards (71).
- Set the OSU single-season record for the most receptions (90) in 2018.
- Attended St. Vincent-St. Mary, where LeBron James went to high school.

## DOWN THE STRETCH

**What is on your bucket list:** I definitely want to travel to Paris, mostly because of my first name. But no, I want to have dinner at the Eiffel Tower.

**Do you have any nicknames:** Everybody just calls me "P"

**Do you have a pregame ritual:** In college I always ate pasta before the game. When we got dressed in our pregame suits I always had to wear the same underwear.

**Who is your favorite artist:** Juice Wrld

**What is your favorite food:** Baked Ziti

**What is your favorite TV show:** "Prison Break"

**What is your favorite movie:** "Polar Express"

**What is the best advice that you have ever gotten:** My mom said, "Never give up no matter how hard it gets. There is always a light at the end of the tunnel."

**Who is your mentor:** I would say my mom. She has always been the one that has been in my corner and someone I can always talk to.

**What are your pet peeves:** I hate being lied to, I hate people that have headphones but play their music out loud. Also people that invade your space.

**What are your hobbies outside of football:** I like to play video games, listen to music. I'm also into fashion.

**Who was your favorite athlete growing up:** LeBron James



@PCAMPBELL21



@PCAMPBELL21



### RESPECT FROM A KING

While at St. Vincent-St. Mary High School in Akron, Ohio, Campbell dominated on the football field and earned all-state honors as a senior after rushing for 1,584 yards and 22 touchdowns to lead the team to a second-straight state championship. Earlier in his high school career, he garnered the attention of one of the most famous athletes in the world and a St. Vincent-St. Mary alum, LeBron James. "Our relationship started right around my sophomore, junior year of high school," Campbell said. James has tweeted about Campbell multiple times throughout his career and Campbell says the two keep in touch. Campbell represented Akron and James' I Promise School the past three seasons for My Cause My Cleats.



### NFL HIGHLIGHTS

- Has appeared in 29 games (21 starts) and has totaled 86 receptions for 870 yards and five touchdowns as well as nine rushes for 81 yards. Also has returned seven kickoffs for 175 yards.
- In 2022, he has appeared in 14 games (13 starts) and has recorded 52 receptions for 510 yards and three touchdowns as well as three rushes for 31 yards. In Week 7 at Tennessee, he recorded a single-game career-high 10 receptions for 70 yards and one touchdown. He recorded a touchdown in back-to-back weeks for the first time in his career. In Week 8 vs. Washington, he recorded two receptions for 43 yards and one carry for a career-high 28 yards. In Week 10 at Las Vegas, he led the team in receiving with seven receptions for a single-game career-high 76 yards and one touchdown.
- Appeared in six games (three starts) in 2021 and tallied 10 receptions for 162 yards and one touchdown. In Week 5 at Baltimore, he recorded four receptions for 56 yards. In Week 6 vs. Houston, he tallied a 51-yard touchdown reception, which was the longest of his career. Placed on Injured Reserve list on Oct. 19, 2021.
- In 2020, he started two games and registered six receptions for 71 yards as well as two rushes for 16 yards. In Week 1 at Jacksonville, he registered single-game career highs in receptions (six) and receiving yards (71). Was placed on Injured Reserve on September 22.
- Played in seven games (three starts) in 2019 and totaled 18 receptions for 127 yards and one touchdown as well as four rushes for 34 yards. Also returned seven kickoffs for 175 yards. In Week 2 at Tennessee, he scored his first touchdown on a 12-yard pass from Jacoby Brissett. In Week 9 at Pittsburgh, he totaled five receptions for 53 yards as well as three carries for 27 yards. Also added two kickoff returns for 64 yards.

### COLLEGE HIGHLIGHTS

- Played in 48 games (38 starts) at Ohio State and finished with 143 receptions for 1,768 yards and 15 touchdowns. His receptions and receiving yards ranked seventh and 15th, respectively, in school history.
- In 2018, he was named a First Team All-Big Ten Conference selection after playing in 14 games and totaling an Ohio State single-season record 90 receptions for 1,063 yards and 12 touchdowns. He became the fifth Buckeye to top 1,000 receiving yards in a season. Also added nine rushing attempts.
- As a junior, he was named a Third Team All-Big Ten selection by the league's coaches and a Second Team All-Big Ten return specialist by the media after appearing in 13 games and finishing with 40 receptions for 584 yards and three touchdowns. Also added nine kickoff returns for 329 yards.
- In 2016, he played in 13 games and accumulated 13 receptions for 121 yards. Also added four rushes for 54 yards and one touchdown. He was named a Third Team All-Big Ten return specialist by the league's coaches after posting 21 kickoff returns for 584 yards.
- As a redshirt freshman in 2015, he appeared in eight games and had seven tackles on special teams.
- He redshirted as a true freshman in 2014.



@PCAMPBELL21



@PCAMPBELL21



## PERSONAL

- Attended St. Vincent-St. Mary High School in Akron, Ohio and played under Head Coach Dan Boarman.
- Rated as the No. 14 running back by *Scout.com*, the No. 15 athlete by *Rivals.com* and the No. 19 wide receiver by *247Sports*.
- He earned all-state honors as a senior after rushing for 1,584 yards and 22 touchdowns to help lead St. Vincent-St. Mary to a repeat state championship.
- In 2012, he helped lead his team to a state championship after finishing with 1,353 yards and 28 touchdowns.
- Broke the Ohio state record in the 60-meter dash at the 2014 indoor championships (6.85).
- Helped St. Vincent-St. Mary to the 2013 Ohio outdoor track and field championship.
- Participated in the NFL's My Cause My Cleats initiative and represented the I Promise Foundation (2019-21).
- In 2020, he volunteered at a Colts' mobile pantry distribution event as part of the No One Runs on Empty program and also met virtually with kids from Riley Hospital for Children.
- Participated in the Colts Youth Football Camp in July of 2019.
- Majored in sociology.

## PARRIS CAMPBELL'S - NFL REGULAR SEASON STATISTICS

DATE	TEAM	RECEIVING							RUSHING				
		GP	GS	NO.	YDS.	AVG.	LG	TD	NO.	YDS.	AVG.	LG	TD
2019	Colts	7	3	18	127	7.1	27	1	4	34	8.5	22	0
2020	Colts	2	2	6	71	11.8	21	0	2	16	8.0	9	0
2021	Colts	6	3	10	162	16.2	51t	1	0	0	0.0	0	0
2022	Colts	14	13	52	510	9.8	38	3	3	31	10.3	28	0
<b>TOTALS</b>		<b>29</b>	<b>21</b>	<b>86</b>	<b>870</b>	<b>10.1</b>	<b>51T</b>	<b>5</b>	<b>9</b>	<b>81</b>	<b>9.0</b>	<b>28</b>	<b>0</b>

## PARRIS CAMPBELL'S - NFL POSTSEASON STATISTICS

DATE	TEAM	RECEIVING							RUSHING				
		GP	GS	NO.	YDS.	AVG.	LG	TD	NO.	YDS.	AVG.	LG	TD
2020	Colts	0	0	0	0	0.0	0	0	0	0	0.0	0	0
<b>TOTALS</b>		<b>0</b>	<b>0</b>	<b>0</b>	<b>0</b>	<b>0.0</b>	<b>0</b>	<b>0</b>	<b>0</b>	<b>0</b>	<b>0.0</b>	<b>0</b>	<b>0</b>

## PARRIS CAMPBELL'S - NFL REGULAR SEASON STATISTICS

DATE	TEAM	KICKOFF RETURNS					PUNT RETURNS					
		RET.	YDS.	AVG.	LG	TD	NO.	FC	YDS.	AVG.	LG	TD
2019	Colts	7	175	25.0	36	0	0	0	0	0.0	0	0
2020	Colts	0	0	0.0	0	0	0	0	0	0.0	0	0
2021	Colts	0	0	0.0	0	0	0	0	0	0.0	0	0
2022	Colts	0	0	0.0	0	0	0	0	0	0.0	0	0
<b>TOTALS</b>		<b>7</b>	<b>175</b>	<b>25.0</b>	<b>36</b>	<b>0</b>	<b>0</b>	<b>0</b>	<b>0</b>	<b>0.0</b>	<b>0</b>	<b>0</b>







## PARRIS CAMPBELL'S - NFL POSTSEASON STATISTICS

DATE	TEAM	KICKOFF RETURNS					PUNT RETURNS					
		RET.	YDS.	AVG.	LG	TD	NO.	FC	YDS.	AVG.	LG	TD
2020	Colts	0	0	0.0	0	0	0	0	0	0.0	0	0
<b>TOTALS</b>		<b>0</b>	<b>0</b>	<b>0.0</b>	<b>0</b>	<b>0</b>	<b>0</b>	<b>0</b>	<b>0</b>	<b>0.0</b>	<b>0</b>	<b>0</b>

## SINGLE-GAME HIGHS: RUSHING/RECEIVING

<b>Rush Attempts</b>	3 at Pittsburgh Steelers, Nov 03, 2019 1 vs. Minnesota Vikings, Sep 20, 2020 ...2 more at 1.	<b>Receiving TDs</b>	1 at Las Vegas Raiders, Nov 13, 2022 ...4 more at 1.
<b>Rushing Yards</b>	27 at Pittsburgh Steelers, Nov 03, 2019 9 at Jacksonville Jaguars, Sep 13, 2020 7 vs. Minnesota Vikings, Sep 20, 2020 ...1 more at 7.	<b>All-Purpose Yards</b>	142 at Pittsburgh Steelers, Nov 03, 2019 80 at Jacksonville Jaguars, Sep 13, 2020 76 at Las Vegas Raiders, Nov 13, 2022
<b>Longest Runs</b>	28 vs. Washington Commanders, Oct 30, 2022 22 at Pittsburgh Steelers, Nov 03, 2019 9 at Jacksonville Jaguars, Sep 13, 2020 10 at Tennessee Titans, Oct 23, 2022 7 at Las Vegas Raiders, Nov 13, 2022 ...1 more at 7.	<b>Kickoff Returns</b>	2 at Pittsburgh Steelers, Nov 03, 2019 ...2 more at 2.
<b>Receptions</b>	76 at Las Vegas Raiders, Nov 13, 2022 71 at Jacksonville Jaguars, Sep 13, 2020 70 at Tennessee Titans, Oct 23, 2022	<b>Kickoff Return Yards</b>	62 at Pittsburgh Steelers, Nov 03, 2019 44 at Los Angeles Chargers, Sep 08, 2019 38 at Tennessee Titans, Sep 15, 2019
<b>Receiving Yards</b>	14.0 at Baltimore Ravens, Oct 11, 2021 13.4 vs. Philadelphia Eagles, Nov 20, 2022 12.3 at Houston Texans, Sep 11, 2022	<b>Longest Kickoff Return</b>	36 at Pittsburgh Steelers, Nov 03, 2019 31 vs. Atlanta Falcons, Sep 22, 2019 26 at Pittsburgh Steelers, Nov 03, 2019
<b>Receiving Average</b>	51t vs. Houston Texans, Oct 17, 2021 38 vs. Washington Commanders, Oct 30, 2022 35t at Las Vegas Raiders, Nov 13, 2022	<b>Most TDs</b>	1 at Las Vegas Raiders, Nov 13, 2022 ...4 more at 1.
<b>Longest Receptions</b>		<b>Miscellaneous Tackles</b>	1 at Jacksonville Jaguars, Sep 13, 2020

## 2019 GAME-BY-GAME REGULAR-SEASON STATISTICS (COLTS)

DATE	OPPONENT	P/S	RECEIVING					RUSHING					W/L	SCORE
			NO.	YDS.	AVG.	LG	TD	NO.	YDS.	AVG.	LG	TD		
09/08	at Chargers	P	1	1	1.0	1	0	1	7	7.0	7	0	L	24-30+
09/15	at Titans	P	1	12	12.0	12t	1	0	0	0.0	0	0	W	19-17
09/22	Falcons	P	3	24	8.0	11	0	0	0	0.0	0	0	W	27-24
09/29	Raiders	S	5	25	5.0	15	0	0	0	0.0	0	0	L	24-31
10/06	at Chiefs						INACTIVE						W	19-13
10/20	Texans						INACTIVE						W	30-23
10/27	Broncos	P	0	0	0.0	0	0	0	0	0.0	0	0	W	15-13
11/03	at Steelers	S	5	53	10.6	27	0	3	27	9.0	22	0	L	24-26
11/10	Dolphins						INACTIVE						L	12-16
11/17	Jaguars						INACTIVE						W	33-13
11/21	at Texans						INACTIVE						L	17-20
12/01	Titans						INACTIVE						L	17-31
12/08	at Buccaneers	S	3	12	4.0	9	0	0	0	0.0	0	0	L	35-38
12/16	at Saints						INJURED RESERVE						L	7-34
12/22	Panthers						INJURED RESERVE						W	38-6
12/29	at Jaguars						INJURED RESERVE						L	20-38
<b>2019 TOTALS</b>		<b>7-3</b>	<b>18</b>	<b>127</b>	<b>7.1</b>	<b>27</b>	<b>1</b>	<b>4</b>	<b>34</b>	<b>8.5</b>	<b>22</b>	<b>0</b>	<b>7-9</b>	

+ - Overtime



@PCAMPBELL21



@PCAMPBELL21



## 2020 GAME-BY-GAME REGULAR-SEASON STATISTICS (COLTS)

DATE	OPPONENT	P/S	RECEIVING				RUSHING				TD	W/L	SCORE	
			NO.	YDS.	AVG.	LG	NO.	YDS.	AVG.	LG				
09/13	at Jaguars	S	6	71	11.8	21	0	1	9	9.0	9	0	L	20-27
09/20	Vikings	S	0	0	0.0	0	0	1	7	7.0	7	0	W	28-11
09/27	Jets												W	36-7
10/04	at Bears												W	19-11
10/11	at Browns												L	23-32
10/18	Bengals												W	31-27
11/01	at Lions												W	41-21
11/08	Ravens												L	10-24
11/12	at Titans												W	34-17
11/22	Packers												W	34-31+
11/29	Titans												L	26-45
12/06	at Texans												W	26-20
12/13	at Raiders												W	44-27
12/20	Texans												W	27-20
12/27	at Steelers												L	24-28
01/03	Jaguars												W	28-14
<b>2020 TOTALS</b>		<b>2-2</b>	<b>6</b>	<b>71</b>	<b>11.8</b>	<b>21</b>	<b>0</b>	<b>2</b>	<b>16</b>	<b>8.0</b>	<b>9</b>	<b>0</b>	<b>11-5</b>	

+ - Overtime

## 2021 GAME-BY-GAME REGULAR-SEASON STATISTICS (COLTS)

DATE	OPPONENT	P/S	RECEIVING				RUSHING				TD	W/L	SCORE	
			NO.	YDS.	AVG.	LG	NO.	YDS.	AVG.	LG				
09/12	Seahawks	S	1	24	24.0	24	0	0	0	0.0	0	0	L	16-28
09/19	Rams												L	24-27
09/26	at Titans	S	2	9	4.5	5	0	0	0	0.0	0	0	L	16-25
10/03	at Dolphins	S	2	22	11.0	12	0	0	0	0.0	0	0	W	27-17
10/11	at Ravens	P	4	56	14.0	23	0	0	0	0.0	0	0	L	25-31+
10/17	Texans	P	1	51	51.0	51t	1	0	0	0.0	0	0	W	31-3
10/24	at 49ers												W	30-18
10/31	Titans												L	31-34+
11/04	Jets												W	45-30
11/14	Jaguars												W	23-17
11/21	at Bills												W	41-15
11/28	Buccaneers												L	31-38
12/05	at Texans												W	31-0
12/18	Patriots												W	27-17
12/25	at Cardinals												W	22-16
01/02	Raiders												L	20-23
01/09	at Jaguars	P	0	0	0.0	0	0	0	0	0.0	0	0	L	11-26
<b>2021 TOTALS</b>		<b>6-3</b>	<b>10</b>	<b>162</b>	<b>16.2</b>	<b>51T</b>	<b>1</b>	<b>0</b>	<b>0</b>	<b>0.0</b>	<b>0</b>	<b>0</b>	<b>9-8</b>	

+ - Overtime

## 2022 GAME-BY-GAME REGULAR-SEASON STATISTICS (COLTS)

DATE	OPPONENT	P/S	RECEIVING				RUSHING				TD	W/L/T	SCORE	
			NO.	YDS.	AVG.	LG	NO.	YDS.	AVG.	LG				
09/11	at Texans	S	3	37	12.3	20	0	0	0	0.0	0	0	T	20-20
09/18	at Jaguars	S	0	0	0.0	0	0	0	0	0.0	0	0	L	0-24
09/25	Chiefs	S	2	10	5.0	8	0	0	0	0.0	0	0	W	20-17
10/02	Titans	P	4	43	10.8	20	0	0	0	0.0	0	0	L	17-24
10/06	at Broncos	S	2	22	11.0	12	0	0	0	0.0	0	0	W	12-9+
10/16	Jaguars	S	7	57	8.1	15	1	0	0	0.0	0	0	W	34-27
10/23	at Titans	S	10	70	7.0	11	1	0	0	0.0	0	0	L	10-19
10/30	Commanders	S	2	43	21.5	38	0	1	28	28.0	28	0	L	16-17
11/06	at Patriots	S	2	15	7.5	11	0	1	1	1.0	1	0	L	3-26
11/13	at Raiders	S	7	76	10.9	35t	1	0	0	0.0	0	0	W	25-20
11/20	Eagles	S	5	67	13.4	31	0	0	0	0.0	0	0	L	16-17
11/28	Steelers	S	2	14	7.0	8	0	0	0	0.0	0	0	L	17-24
12/04	at Cowboys	S	4	43	10.8	13	0	1	2	2.0	2	0	L	19-54
12/17	at Vikings	S	2	13	6.5	7	0	0	0	0.0	0	0	L	36-39+
<b>2022 TOTALS</b>		<b>14-13</b>	<b>52</b>	<b>510</b>	<b>9.8</b>	<b>38</b>	<b>3</b>	<b>3</b>	<b>31</b>	<b>10.3</b>	<b>28</b>	<b>0</b>	<b>4-9-1</b>	

+ - Overtime



# 1

# PARRIS CAMPBELL

WIDE RECEIVER



## 2020 GAME-BY-GAME POSTSEASON STATISTICS (COLTS)

DATE	OPPONENT	P/S	RECEIVING				RUSHING				TD	W/L	SCORE	
			NO.	YDS.	AVG.	LG	NO.	YDS.	AVG.	LG				
01/09	at Bills													
								INJURED RESERVE						24-27
<b>2020 TOTALS</b>		<b>0-0</b>	<b>0</b>	<b>0</b>	<b>0.0</b>	<b>0</b>	<b>0</b>		<b>0</b>	<b>0.0</b>	<b>0</b>	<b>0</b>	<b>0-1</b>	



@PCAMPBELL21



@PCAMPBELL21

# 96 BYRON COWART

DEFENSIVE TACKLE

(COW-ert)



**BYRON COWART**: CLAIMED BY THE COLTS OFF WAIVERS FROM NEW ENGLAND ON JULY 23, 2022

**6-3 • 300 LBS**

**NFL EXP: 4**

**(1ST YEAR WITH THE COLTS)**

**BORN: 5/20/96**

**M** COLLEGE:  
**MARYLAND**

## 4TH-AND-SHORT

- In his first three seasons, he competed in 19 games (14 starts) with the Patriots (2019-21) and recorded 29 tackles (15 solo), 3.0 tackles for loss, 1.0 sack and one pass defended.
- Helped lead Armwood High School to two state championships.
- Was named Florida's 2014 6A Player of the Year.

### NFL HIGHLIGHTS

- Has appeared in 33 games (14 starts) with the Colts (2022) and the New England Patriots and has recorded 40 tackles (19 solo), 5.0 tackles for loss, 1.0 sack and one pass defended.
- In 2022, he has seen action in 14 games and has compiled 11 tackles (four solo) and 2.0 tackles for loss.
- Spent the 2021 season on New England's Physically Unable to Perform list.
- In 2020, he started all 14 games he saw action in and tallied 27 tackles (14 solo), 3.0 tackles for loss, 1.0 sack and one pass defended.
- Appeared in five games in 2019 and compiled two tackles (one solo).

### COLLEGE HIGHLIGHTS

- Saw action in 39 total games (12 starts) at Maryland (2018) and Auburn (2015-17) and accumulated 52 tackles (24 solo), 6.0 tackles for loss, 3.0 sacks, two passes defended, two interceptions and two forced fumbles.
- As a senior at Maryland, he started all 12 games and registered 38 tackles (17 solo), 5.0 tackles for loss, two passes defended, two interceptions and one forced fumble.
- In 2017 at Auburn, he saw action in three games and tallied three tackles (one solo).
- As a sophomore, he appeared in 10 games and compiled six tackles (five solo), 1.0 tackle for loss and one forced fumble.
- In 2015, he competed in all 13 games and recorded six tackles (one solo).



# 96 BYRON COWART

DEFENSIVE TACKLE

(COW-ert)



## PERSONAL

- Attended Armwood High School in Seffner, Fla.
- Helped lead the Hawks to state championships as a junior and senior.
- During his high school career, he tallied 185 tackles and 29.0 sacks.
- Named Florida's 2014 6A Player of the Year.
- Also lettered in basketball and track.
- Rated the No. 1 recruit in the nation by ESPN and *Rivals*.
- A native of Tampa, Fla.

## ADDITIONAL TRANSACTIONS

- Waived by the New England Patriots on July 22, 2022.
- Selected by the Patriots in the fifth round (159th overall) of the 2019 NFL Draft.

# 96 BYRON COWART

DEFENSIVE TACKLE

(COW-ert)



## BYRON COWART'S - NFL REGULAR SEASON STATISTICS

DATE	TEAM	GP	GS	TK	TACKLES					INTERCEPTIONS					FUMBLES					ST			MISC								
					S	A	TFL	YDS	SK	YDS	QBH	NO	YDS	LG	TD	PD	FF	FR	TD	YDS	TK	S	A	FF	FR	S	A				
2019	Patriots	5	0	2	1	1	0	0	0.0	0.0	0	0	0	0	0	0	0	0	0	0	0	0	0	0	0	0	0	0	0	0	0
2020	Patriots	14	14	27	14	13	3	7	1.0	5.0	3	0	0	0	0	1	0	0	0	0	0	0	0	0	0	0	0	0	0	0	0
2021	Patriots	0	0	0	0	0	0	0	0.0	0.0	0	0	0	0	0	0	0	0	0	0	0	0	0	0	0	0	0	0	0	0	0
2022	Colts	14	0	11	4	7	2	2	0.0	0.0	0	0	0	0	0	0	0	0	0	0	0	0	0	0	0	0	0	0	0	0	0
<b>TOTALS</b>		<b>33</b>	<b>14</b>	<b>40</b>	<b>19</b>	<b>21</b>	<b>5</b>	<b>9</b>	<b>1.0</b>	<b>5.0</b>	<b>3</b>	<b>0</b>	<b>0</b>	<b>0</b>	<b>0</b>	<b>1</b>	<b>0</b>	<b>0</b>	<b>0</b>	<b>0</b>	<b>0</b>	<b>0</b>	<b>0</b>	<b>0</b>	<b>0</b>	<b>0</b>	<b>0</b>	<b>0</b>	<b>0</b>	<b>0</b>	<b>0</b>

## BYRON COWART'S - NFL POSTSEASON STATISTICS

DATE	TEAM	GP	GS	TK	TACKLES					INTERCEPTIONS					FUMBLES					ST			MISC								
					S	A	TFL	YDS	SK	YDS	QBH	NO	YDS	LG	TD	PD	FF	FR	TD	YDS	TK	S	A	FF	FR	S	A				
2019	Patriots	0	0	0	0	0	0	0	0.0	0.0	0	0	0	0	0	0	0	0	0	0	0	0	0	0	0	0	0	0	0	0	0
2021	Patriots	0	0	0	0	0	0	0	0.0	0.0	0	0	0	0	0	0	0	0	0	0	0	0	0	0	0	0	0	0	0	0	0
<b>TOTALS</b>		<b>0</b>	<b>0</b>	<b>0</b>	<b>0</b>	<b>0</b>	<b>0</b>	<b>0</b>	<b>0.0</b>	<b>0.0</b>	<b>0</b>	<b>0</b>	<b>0</b>	<b>0</b>	<b>0</b>	<b>0</b>	<b>0</b>	<b>0</b>	<b>0</b>	<b>0</b>	<b>0</b>	<b>0</b>	<b>0</b>	<b>0</b>	<b>0</b>	<b>0</b>	<b>0</b>	<b>0</b>	<b>0</b>	<b>0</b>	<b>0</b>

### SINGLE-GAME HIGHS: DEFENSIVE

**Total Tackles** 4 at Houston Texans, Nov 22, 2020  
...1 more at 4.

**Passes Defended** 1 at Los Angeles Chargers, Dec 06, 2020  
**Tackles For Loss** 1 vs. Philadelphia Eagles, Nov 20, 2022

**Solo Tackles** 2 at Houston Texans, Nov 22, 2020  
...2 more at 2.

...4 more at 1.

**Sacks** 1.0 at Los Angeles Rams, Dec 10, 2020

### 2019 GAME-BY-GAME REGULAR-SEASON STATISTICS (PATRIOTS)

DATE	OPPONENT	P/S	TACKLES					INTERCEPTIONS					FUMBLES					ST			MISC		W/L	SCORE				
			TK	S	A	SK	YDS	TFL	YDS	QBH	NO	YDS	LG	TD	PD	FF	FR	TD	YDS	TK	S	A			FF	FR	S	A
09/08	Steelers																									W	33-3	
09/15	at Dolphins	P	1	0	1	0.0	0.0	0	0	0	0	0	0	0	0	0	0	0	0	0	0	0	0	0	0	0	W	43-0
09/22	Jets	P	0	0	0	0.0	0.0	0	0	0	0	0	0	0	0	0	0	0	0	0	0	0	0	0	0	W	30-14	
09/29	at Bills																									W	16-10	
10/06	at Redskins																									W	33-7	
10/10	Giants																									W	35-14	
10/21	at Jets	P	0	0	0	0.0	0.0	0	0	0	0	0	0	0	0	0	0	0	0	0	0	0	0	0	0	W	33-0	
10/27	Browns																									W	27-13	
11/03	at Ravens	P	1	1	0	0.0	0.0	0	0	0	0	0	0	0	0	0	0	0	0	0	0	0	0	0	0	L	20-37	
11/17	at Eagles																									W	17-10	
11/24	Cowboys	P	0	0	0	0.0	0.0	0	0	0	0	0	0	0	0	0	0	0	0	0	0	0	0	0	0	W	13-9	
12/01	at Texans																									L	22-28	
12/08	Chiefs																									L	16-23	
12/15	at Bengals																									W	34-13	
12/21	Bills																									W	24-17	
12/29	Dolphins																									L	24-27	
<b>2019 TOTALS</b>		<b>5-0</b>	<b>2</b>	<b>1</b>	<b>1</b>	<b>0.0</b>	<b>0.0</b>	<b>0</b>	<b>0</b>	<b>0</b>	<b>0</b>	<b>0</b>	<b>0</b>	<b>0</b>	<b>0</b>	<b>0</b>	<b>0</b>	<b>0</b>	<b>0</b>	<b>0</b>	<b>0</b>	<b>0</b>	<b>0</b>	<b>0</b>	<b>0</b>	<b>12-4</b>		

# 96 BYRON COWART

DEFENSIVE TACKLE

(COW-ert)



## 2020 GAME-BY-GAME REGULAR-SEASON STATISTICS (PATRIOTS)

DATE	OPPONENT	P/S	TACKLES							INTERCEPTIONS				FUMBLES			ST			MISC		W/L	SCORE					
			TK	S	A	SK	YDS	TFL	YDS	QBH	NO	YDS	LG	TD	PD	FF	FR	TD	YDS	TK	S			A	FF	FR	S	A
09/13	Dolphins	S	2	1	1	0.0	0.0	0	0	0	0	0	0	0	0	0	0	0	0	0	0	0	0	0	0	0	W	21-11
09/20	at Seahawks	S	2	1	1	0.0	0.0	0	0	0	0	0	0	0	0	0	0	0	0	0	0	0	0	0	0	L	30-35	
09/27	Raiders	S	1	1	0	0.0	0.0	0	0	0	0	0	0	0	0	0	0	0	0	0	0	0	0	0	0	W	36-20	
10/05	at Chiefs	S	3	0	3	0.0	0.0	0	0	0	0	0	0	0	0	0	0	0	0	0	0	0	0	0	0	L	10-26	
10/18	Broncos		DID NOT PLAY																				L	12-18				
10/25	49ers	S	3	2	1	0.0	0.0	0	0	0	0	0	0	0	0	0	0	0	0	0	0	0	0	0	0	L	6-33	
11/01	at Bills	S	4	2	2	0.0	0.0	1	0	1	0	0	0	0	0	0	0	0	0	0	0	0	0	0	0	L	21-24	
11/09	at Jets	S	2	1	1	0.0	0.0	0	0	0	0	0	0	0	0	0	0	0	0	0	0	0	0	0	0	W	30-27	
11/15	Ravens	S	2	1	1	0.0	0.0	1	2	0	0	0	0	0	0	0	0	0	0	0	0	0	0	0	0	W	23-17	
11/22	at Texans	S	4	2	2	0.0	0.0	0	0	0	0	0	0	0	0	0	0	0	0	0	0	0	0	0	0	L	20-27	
11/29	Cardinals		INACTIVE																				W	20-17				
12/06	at Chargers	S	0	0	0	0.0	0.0	0	0	1	0	0	0	0	1	0	0	0	0	0	0	0	0	0	0	W	45-0	
12/10	at Rams	S	2	1	1	1.0	5.0	1	5	1	0	0	0	0	0	0	0	0	0	0	0	0	0	0	0	L	3-24	
12/20	at Dolphins	S	1	1	0	0.0	0.0	0	0	0	0	0	0	0	0	0	0	0	0	0	0	0	0	0	0	L	12-22	
12/28	Bills	S	1	1	0	0.0	0.0	0	0	0	0	0	0	0	0	0	0	0	0	0	0	0	0	0	0	L	9-38	
01/03	Jets	S	0	0	0	0.0	0.0	0	0	0	0	0	0	0	0	0	0	0	0	0	0	0	0	0	0	W	28-14	
<b>2020 TOTALS</b>			<b>14-14</b>	<b>27</b>	<b>14</b>	<b>13</b>	<b>1.0</b>	<b>5.0</b>	<b>3</b>	<b>7</b>	<b>3</b>	<b>0</b>	<b>0</b>	<b>0</b>	<b>0</b>	<b>1</b>	<b>0</b>	<b>0</b>	<b>0</b>	<b>0</b>	<b>0</b>	<b>0</b>	<b>0</b>	<b>0</b>	<b>0</b>	<b>0</b>	<b>7-9</b>	

## 2021 GAME-BY-GAME REGULAR-SEASON STATISTICS (PATRIOTS)

DATE	OPPONENT	P/S	TACKLES							INTERCEPTIONS				FUMBLES			ST			MISC		W/L	SCORE			
			TK	S	A	SK	YDS	TFL	YDS	QBH	NO	YDS	LG	TD	PD	FF	FR	TD	YDS	TK	S			A	FF	FR
09/12	Dolphins		DID NOT PLAY																				L	16-17		
09/19	at Jets		DID NOT PLAY																				W	25-6		
09/26	Saints		DID NOT PLAY																				L	13-28		
10/03	Buccaneers		INJURED RESERVE																				L	17-19		
10/10	at Texans		INJURED RESERVE																				W	25-22		
10/17	Cowboys		INJURED RESERVE																				L	29-35+		
10/24	Jets		INJURED RESERVE																				W	54-13		
10/31	at Chargers		INJURED RESERVE																				W	27-24		
11/07	at Panthers		INJURED RESERVE																				W	24-6		
11/14	Browns		INJURED RESERVE																				W	45-7		
11/18	at Falcons		INJURED RESERVE																				W	25-0		
11/28	Titans		INJURED RESERVE																				W	36-13		
12/06	at Bills		INJURED RESERVE																				W	14-10		
12/18	at Colts		NOT ON ROSTER																				L	17-27		
12/26	Bills		NOT ON ROSTER																				L	21-33		
01/02	Jaguars		NOT ON ROSTER																				W	50-10		
01/09	at Dolphins		NOT ON ROSTER																				L	24-33		
<b>2021 TOTALS</b>			<b>0</b>	<b>0</b>	<b>0</b>	<b>0.0</b>	<b>0.0</b>	<b>0</b>	<b>0</b>	<b>0</b>	<b>0</b>	<b>0</b>	<b>0</b>	<b>0</b>	<b>0</b>	<b>0</b>	<b>0</b>	<b>0</b>	<b>0</b>	<b>0</b>	<b>0</b>	<b>0</b>	<b>0</b>	<b>0</b>	<b>0</b>	<b>10-7</b>

2021 TOTALS

+ - Overtime

## 2022 GAME-BY-GAME REGULAR-SEASON STATISTICS (COLTS)

DATE	OPPONENT	P/S	TACKLES							INTERCEPTIONS				FUMBLES			ST			MISC		W/L	SCORE				
			TK	S	A	SK	YDS	TFL	YDS	QBH	NO	YDS	LG	TD	PD	FF	FR	TD	YDS	TK	S			A	FF	FR	S
09/11	at Texans	P	0	0	0	0.0	0.0	0	0	0	0	0	0	0	0	0	0	0	0	0	0	0	0	0	0	T	20-20
09/18	at Jaguars	P	1	1	0	0.0	0.0	1	2	0	0	0	0	0	0	0	0	0	0	0	0	0	0	0	0	L	0-24
09/25	Chiefs	P	0	0	0	0.0	0.0	0	0	0	0	0	0	0	0	0	0	0	0	0	0	0	0	0	0	W	20-17
10/02	Titans	P	0	0	0	0.0	0.0	0	0	0	0	0	0	0	0	0	0	0	0	0	0	0	0	0	0	L	17-24
10/06	at Broncos	P	1	1	0	0.0	0.0	0	0	0	0	0	0	0	0	0	0	0	0	0	0	0	0	0	0	W	12-9+
10/16	Jaguars	P	2	0	2	0.0	0.0	0	0	0	0	0	0	0	0	0	0	0	0	0	0	0	0	0	0	W	34-27
10/23	at Titans	P	1	0	1	0.0	0.0	0	0	0	0	0	0	0	0	0	0	0	0	0	0	0	0	0	0	L	10-19
10/30	Commanders	P	0	0	0	0.0	0.0	0	0	0	0	0	0	0	0	0	0	0	0	0	0	0	0	0	0	L	16-17
11/06	at Patriots	P	0	0	0	0.0	0.0	0	0	0	0	0	0	0	0	0	0	0	0	0	0	0	0	0	0	L	3-26
11/13	at Raiders	P	1	0	1	0.0	0.0	0	0	0	0	0	0	0	0	0	0	0	0	0	0	0	0	0	0	W	25-20
11/20	Eagles	P	2	1	1	0.0	0.0	1	0	0	0	0	0	0	0	0	0	0	0	0	0	0	0	0	0	L	16-17
11/28	Steelers	P	1	1	0	0.0	0.0	0	0	0	0	0	0	0	0	0	0	0	0	0	0	0	0	0	0	L	17-24
12/04	at Cowboys	P	1	0	1	0.0	0.0	0	0	0	0	0	0	0	0	0	0	0	0	0	0	0	0	0	0	L	19-54
12/17	at Vikings	P	1	0	1	0.0	0.0	0	0	0	0	0	0	0	0	0	0	0	0	0	0	0	0	0	0	L	36-39+
<b>2022 TOTALS</b>			<b>14-0</b>	<b>11</b>	<b>4</b>	<b>7</b>	<b>0.0</b>	<b>0.0</b>	<b>2</b>	<b>2</b>	<b>0</b>	<b>0</b>	<b>0</b>	<b>0</b>	<b>0</b>	<b>0</b>	<b>0</b>	<b>0</b>	<b>0</b>	<b>0</b>	<b>0</b>	<b>0</b>	<b>0</b>	<b>0</b>	<b>0</b>	<b>4-9-1</b>	

2022 TOTALS

+ - Overtime







**NICK CROSS:** SELECTED BY THE COLTS IN THE THIRD ROUND (96TH OVERALL) OF THE 2022 NFL DRAFT.



CROSS

6-0 • 212 LBS  
NFL EXP: ROOKIE  
BORN: 9/10/01

**M** COLLEGE:  
MARYLAND

## 4TH-AND-SHORT

- Appeared in 29 games (21 starts) at Maryland (2019-21) and compiled 135 tackles (89 solo), 5.5 tackles for loss, 4.0 sacks, 18 passes defended, six interceptions and three forced fumbles.
- Three-time All-Big Ten honorable mention selection (2019-21).
- Ranked the No. 4 safety in the country coming out of high school.
- His father, Michael, emigrated from Jamaica and his mother, Anna Awah-Cross, is from Trinidad and Tobago.

## DOWN THE STRETCH

**What is on your bucket list:** Go on a European vacation.

**Do you have a pregame ritual:** I watch Sean Taylor and Brian Dawkins highlights.

**Who is your favorite artist:** I don't really have one specific artist. I like a bunch of different genres.

**What is your favorite TV show:** The Walking Dead

**What is your favorite food:** General Tso Chicken

**What is your favorite vacation spot:** Montego Bay, Jamaica

**Do you have any hidden talents:** I play the saxophone.

**What are your hobbies off the field:** I enjoy traveling, sneaker shopping, watching Netflix and reading.



@Nick\_Cross26



@nickcross



## THE WAIT WAS WORTH IT

Cross always knew he wanted to play football. He would watch highlights on the computer and cry when his favorite NFL team lost. He wanted to play youth football and emulate his favorite players, but his father wanted him to wait. His father, Michael, told Cross that he could start playing when he got to high school. Cross stayed with soccer and basketball until high school, and then made the transition to football. He flourished and finished his high school career as the No. 4 ranked safety in the nation.

## NFL HIGHLIGHTS

- Has appeared in 13 games (two starts) in 2022 and has registered eight tackles (seven solo) and seven special teams stops. In Week 1 against Houston, Cross became the youngest player in Colts history to start a game in the Super Bowl era and the second-youngest player to ever play in a Colts uniform.

## COLLEGE HIGHLIGHTS

- Appeared in 29 games (21 starts) at Maryland (2019-21) and compiled 135 tackles (89 solo), 5.5 tackles for loss, 4.0 sacks, 18 passes defended, six interceptions and three forced fumbles. He was a three-time All-Big Ten honorable mention selection (2019-21).
- In 2021, he garnered All-Big Ten honorable mention accolades after he started all 13 games and tallied 67 tackles (45 solo), 3.5 tackles for loss, 3.0 sacks, seven passes defended, a team-high three interceptions and a team-high two forced fumbles. In the New Era Pinstripe Bowl vs. Virginia, he forced a fumble that was returned for a touchdown by a teammate.
- As a true sophomore, he appeared in four games (three starts) and recorded 23 tackles (14 solo), 1.0 tackle for loss, 1.0 sack, four passes defended, a team-high one interception and one forced fumble. Named an All-Big Ten honorable mention selection. In a win against Penn State, he had a team-high eight tackles (four solo), 1.0 tackle for loss, 1.0 sack, two passes defended, one interception and his first career forced fumble.
- In 2019, he saw action in 12 games (five starts) and accumulated 45 tackles (30 solo), 1.0 tackle for loss, seven passes defended and two interceptions. Registered team highs in passes defended (seven) and interceptions (two). Against No. 1 Ohio State, he recorded a then single-game career-high nine tackles (six solo).

## PERSONAL

- Attended DeMatha Catholic High School in Hyattsville, Md.
- Ranked the No. 4 safety in the 2019 recruiting class.
- Rated a four-star recruit coming out of high school and the top ranked player in Maryland.
- Named a First Team Washington Post All-Metro selection and a two-time First Team WCAC choice.
- Received almost 40 scholarship offers coming out of high school.
- As a senior, he tallied 94 tackles and four interceptions.
- Was roommates at Maryland with Dino Tomlin, the son of Steelers Head Coach Mike Tomlin.
- Also competed on the indoor track team at Maryland.
- Plays the saxophone.
- His father, Michael, emigrated from Jamaica and his mother, Anna Awah-Cross, is from Trinidad and Tobago.
- Majored in business.
- A native of Bowie, Md.





## NICK CROSS' - NFL REGULAR SEASON STATISTICS

DATE	TEAM	GP	GS	TACKLES							INTERCEPTIONS					FUMBLES				ST				MISC					
				TK	S	A	TFL	YDS	SK	YDS	QBH	NO	YDS	LG	TD	PD	FF	FR	TD	YDS	TK	S	A	FF	FR	S	A		
2022	Colts	14	2	9	8	1	0	0	0.0	0.0	0	0	0	0	0	0	0	0	0	7	3	4	0	0	0	0			
<b>TOTALS</b>		<b>14</b>	<b>2</b>	<b>9</b>	<b>8</b>	<b>1</b>	<b>0</b>	<b>0</b>	<b>0.0</b>	<b>0.0</b>	<b>0</b>	<b>0</b>	<b>0</b>	<b>0</b>	<b>0</b>	<b>0</b>	<b>0</b>	<b>0</b>	<b>1</b>	<b>0</b>	<b>0</b>	<b>0</b>	<b>7</b>	<b>3</b>	<b>4</b>	<b>0</b>	<b>0</b>	<b>0</b>	<b>0</b>

### SINGLE-GAME HIGHS: DEFENSIVE

**Total Tackles** 4 at Jacksonville Jaguars, Sep 18, 2022  
...1 more at 4.

**Solo Tackles** 4 at Houston Texans, Sep 11, 2022  
3 at Jacksonville Jaguars, Sep 18, 2022  
1 at Minnesota Vikings, Dec 17, 2022

**Fumble Recoveries** 1 vs. Jacksonville Jaguars, Oct 16, 2022

**Special Teams Tackles** 3 at Las Vegas Raiders, Nov 13, 2022  
1 at New England Patriots, Nov 06, 2022  
...2 more at 1.

### 2022 GAME-BY-GAME REGULAR-SEASON STATISTICS (COLTS)

DATE	OPPONENT	P/S	TACKLES							INTERCEPTIONS					FUMBLES				ST				MISC			SCORE			
			TK	S	A	SK	YDS	TFL	YDS	QBH	NO	YDS	LG	TD	PD	FF	FR	TD	YDS	TK	S	A	FF	FR	S		A	W/L	
09/11	at Texans	S	4	4	0	0.0	0.0	0	0	0	0	0	0	0	0	0	0	0	0	0	0	0	0	0	0	T	20-20		
09/18	at Jaguars	S	4	3	1	0.0	0.0	0	0	0	0	0	0	0	0	0	0	0	1	0	1	0	0	0	0	L	0-24		
09/25	Chiefs	P	0	0	0	0.0	0.0	0	0	0	0	0	0	0	0	0	0	0	0	0	0	0	0	0	0	W	20-17		
10/02	Titans	P	0	0	0	0.0	0.0	0	0	0	0	0	0	0	0	0	0	0	0	0	0	0	0	0	0	L	17-24		
10/06	at Broncos	P	0	0	0	0.0	0.0	0	0	0	0	0	0	0	0	0	0	0	0	0	0	0	0	0	0	W	12-9+		
10/16	Jaguars	P	0	0	0	0.0	0.0	0	0	0	0	0	0	0	0	0	0	0	0	0	0	0	0	0	0	W	34-27		
10/23	at Titans	P	0	0	0	0.0	0.0	0	0	0	0	0	0	0	0	0	0	0	1	0	1	0	0	0	0	L	10-19		
10/30	Commanders	P	0	0	0	0.0	0.0	0	0	0	0	0	0	0	0	0	0	0	0	0	0	0	0	0	0	L	16-17		
11/06	at Patriots	P	0	0	0	0.0	0.0	0	0	0	0	0	0	0	0	0	0	0	1	0	1	0	0	0	0	L	3-26		
11/13	at Raiders	P	0	0	0	0.0	0.0	0	0	0	0	0	0	0	0	0	0	0	3	2	1	0	0	0	0	W	25-20		
11/20	Eagles	P	0	0	0	0.0	0.0	0	0	0	0	0	0	0	0	0	0	0	0	0	0	0	0	0	0	L	16-17		
11/28	Steelers	P	0	0	0	0.0	0.0	0	0	0	0	0	0	0	0	0	0	0	0	0	0	0	0	0	0	L	17-24		
12/04	at Cowboys	P	0	0	0	0.0	0.0	0	0	0	0	0	0	0	0	0	0	0	0	0	0	0	0	0	0	L	19-54		
12/17	at Vikings	P	1	1	0	0.0	0.0	0	0	0	0	0	0	0	0	0	0	0	1	1	0	0	0	0	0	L	36-39+		
<b>2022 TOTALS</b>		<b>14-2</b>	<b>9</b>	<b>8</b>	<b>1</b>	<b>0.0</b>	<b>0.0</b>	<b>0</b>	<b>0</b>	<b>0</b>	<b>0</b>	<b>0</b>	<b>0</b>	<b>0</b>	<b>0</b>	<b>0</b>	<b>0</b>	<b>1</b>	<b>0</b>	<b>0</b>	<b>0</b>	<b>0</b>	<b>7</b>	<b>3</b>	<b>4</b>	<b>0</b>	<b>0</b>	<b>0</b>	<b>4-9-1</b>

+ - Overtime



# 57 JOJO DOMANN

LINEBACKER

(DOH-min)



**JOJO DOMANN: SIGNED BY THE COLTS AS AN UNDRAFTED FREE AGENT ON MAY 13, 2022.**

**6-1 • 230 LBS**  
**NFL EXP: ROOKIE**  
**BORN: 8/26/98**

**N** COLLEGE:  
**NEBRASKA**

## 4TH-AND-SHORT

- Named Nebraska's Defensive MVP in 2021.
- Earned All-Big Ten honorable mention accolades in 2020.

### NFL HIGHLIGHTS

- Has appeared in 13 games in 2022 and has recorded six special teams tackles. In Week 15 at Minnesota, Ifeadi Odenigbo blocked a punt that was recovered by Domann and returned 24 yards for a touchdown. It marked the first Colts blocked punt returned for a touchdown since Week 15 of 2021.

### COLLEGE HIGHLIGHTS

- Saw action in 51 games (26 starts) at Nebraska (2016-21) and recorded 209 tackles (133 solo), 25.5 tackles for loss, 5.5 sacks, 18 passes defended, two interceptions, nine forced fumbles and two fumble recoveries.
- In 2021, he earned Second Team All-Big Ten honors after he started all 10 games he played in and compiled 72 tackles (45 solo), 2.0 sacks, five passes defended, two interceptions and two forced fumbles. Selected as the team's Defensive MVP.
- As a redshirt senior, he garnered All-Big Ten honorable mention accolades after he started all eight games and tallied 58 tackles (35 solo), 6.5 tackles for loss, five passes defended, two forced fumbles and one fumble recovery.
- In 2019, he appeared in 12 games (six starts) after he converted to linebacker and recorded 52 tackles (38 solo), 11.0 tackles for loss, 2.5 sacks, six passes defended and two forced fumbles.
- As a redshirt sophomore, he saw action in eight games (two starts) at both safety and linebacker and recorded 19 tackles (10 solo), 1.0 tackle for loss, 1.0 sack, two passes defended, two forced fumbles and one fumble recovery.
- Redshirted the 2017 season and earned Academic All-Big Ten honors.
- As a freshman, he appeared in 13 games on special teams and tallied eight special teams tackles.



 @TheDomannator

 @jojodomann



### PERSONAL

- Attended Pine Creek High School in Colorado Springs, Colo.
- Ranked as the top prospect in Colorado by *247Sports*.
- Was a two-time Class 4A state champion (2014, 2015).
- Selected as the Prep Colorado Player of the Year in 2015.
- In 2015, he was named a First Team *USA Today* All-Colorado selection.
- Garnered first team all-area honors in 2013.
- Named to the Colorado academic all-state team three times (2013-15).
- Volunteered time at Make-A-Wish, a Day of Service and the Nebraska Football Road Race. Also spent time volunteering at local hospitals.
- Majored in advertising and public relations.
- Last name is pronounced DOH-min.
- A native of Colorado Springs, Colo.

### JOJO DOMANN'S - NFL REGULAR SEASON STATISTICS

DATE	TEAM	GP	GS	TACKLES							INTERCEPTIONS					FUMBLES				ST			MISC							
				TK	S	A	TFL	YDS	SK	QBH	NO	YDS	LG	TD	PD	FF	FR	TD	YDS	TK	S	A	FF	FR	S	A				
2022	Colts	13	0	0	0	0	0	0	0.0	0.0	0	0	0	0	0	0	0	0	0	0	0	0	0	6	3	3	0	0	0	0
<b>TOTALS</b>		<b>13</b>	<b>0</b>	<b>0</b>	<b>0</b>	<b>0</b>	<b>0</b>	<b>0</b>	<b>0.0</b>	<b>0.0</b>	<b>0</b>	<b>0</b>	<b>0</b>	<b>0</b>	<b>0</b>	<b>0</b>	<b>0</b>	<b>0</b>	<b>0</b>	<b>0</b>	<b>0</b>	<b>0</b>	<b>6</b>	<b>3</b>	<b>3</b>	<b>0</b>	<b>0</b>	<b>0</b>	<b>0</b>	

### SINGLE-GAME HIGHS: DEFENSIVE

#### Special Teams Tackles

3 vs. Tennessee Titans, Oct 02, 2022  
 1 at Las Vegas Raiders, Nov 13, 2022  
 ...1 more at 1.

### 2022 GAME-BY-GAME REGULAR-SEASON STATISTICS (COLTS)

DATE	OPPONENT	P/S	TACKLES							INTERCEPTIONS					FUMBLES				ST			W/L	SCORE					
			TK	S	A	SK	YDS	TFL	QBH	NO	YDS	LG	TD	PD	FF	FR	TD	YDS	TK	S	A			FF	FR			
09/11	at Texans	P	0	0	0	0	0	0	0	0	0	0	0	0	0	0	0	0	0	0	0	0	0	0	0	T	20-20	
09/18	at Jaguars	P	0	0	0	0	0	0	0	0	0	0	0	0	0	0	0	0	0	0	0	0	0	0	0	L	0-24	
09/25	Chiefs	P	0	0	0	0	0	0	0	0	0	0	0	0	0	0	0	0	0	0	0	0	0	0	0	W	20-17	
10/02	Titans	P	0	0	0	0	0	0	0	0	0	0	0	0	0	0	0	3	1	2	0	0	0	0	0	L	17-24	
10/06	at Broncos	P	0	0	0	0	0	0	0	0	0	0	0	0	0	0	0	0	0	0	0	0	0	0	0	W	12-9+	
10/16	Jaguars	P	0	0	0	0	0	0	0	0	0	0	0	0	0	0	0	1	1	0	0	0	0	0	0	W	34-27	
10/23	at Titans		ON INACTIVE LIST																								L	10-19
10/30	Commanders	P	0	0	0	0	0	0	0	0	0	0	0	0	0	0	0	0	0	0	0	0	0	0	0	0	L	16-17
11/06	at Patriots	P	0	0	0	0	0	0	0	0	0	0	0	0	0	0	0	0	0	0	0	0	0	0	0	0	L	3-26
11/13	at Raiders	P	0	0	0	0	0	0	0	0	0	0	0	0	0	0	0	1	0	1	0	0	0	0	0	W	25-20	
11/20	Eagles	P	0	0	0	0	0	0	0	0	0	0	0	0	0	0	0	0	0	0	0	0	0	0	0	0	L	16-17
11/28	Steelers	P	0	0	0	0	0	0	0	0	0	0	0	0	0	0	0	0	0	0	0	0	0	0	0	0	L	17-24
12/04	at Cowboys	P	0	0	0	0	0	0	0	0	0	0	0	0	0	0	0	0	0	0	0	0	0	0	0	0	L	19-54
12/17	at Vikings	P	0	0	0	0	0	0	0	0	0	0	0	0	0	0	0	1	1	0	0	0	0	0	0	L	36-39+	
<b>2022 TOTALS</b>		<b>13-0</b>	<b>0</b>	<b>0</b>	<b>0</b>	<b>0</b>	<b>0</b>	<b>0</b>	<b>0</b>	<b>0</b>	<b>0</b>	<b>0</b>	<b>0</b>	<b>0</b>	<b>0</b>	<b>0</b>	<b>0</b>	<b>6</b>	<b>3</b>	<b>3</b>	<b>0</b>	<b>0</b>	<b>0</b>	<b>0</b>	<b>0</b>	<b>4-9-1</b>		

+ - Overtime



# 16 ASHTON DULIN

WIDE RECEIVER



AP  
2ND YEAR

**ASHTON DULIN:** ORIGINALLY SIGNED BY THE COLTS AS AN UNDRAFTED FREE AGENT ON MAY 3, 2019.



**6-2 • 215 LBS**

**NFL EXP: 4  
(4TH YEAR WITH THE COLTS)  
BORN: 5/15/97**



**COLLEGE:  
MALONE**

## 4TH-AND-SHORT

- 1x Associated Press Second Team All-Pro Selection (2021).
- In his first three seasons, he accumulated 18 receptions for 243 yards and two touchdowns and 31 special teams stops in 43 games.
- Owns school records in receptions, receiving yards and all-purpose yards at Malone University.
- He earned All-America honors running track at Malone.

## DOWN THE STRETCH

**What is on your bucket list:** I want to go skydiving.

**Pets:** I want to get a dog in the offseason.

**What is your favorite food:** Crab legs

**Who is your favorite artist:** Kendrick Lamar

**What is your favorite movie:** "Roll Bounce"

**What is your favorite TV show:** I only watch ESPN, that's it.

**What are your hobbies off the field:** I like playing Fortnite and Call of Duty.

**What is your favorite vacation spot:** Myrtle Beach

**Who is your mentor:** My dad and as far as coaches, Coach Fred Thomas, my college coach.

**What is the best advice you have been given:** My high school coach helped influence me on where to go for college, which has got me here.

**What are your hidden talents:** I can juggle

**Who was your favorite athlete growing up:** Pat White and Steve Slaton



@AshtonDulin

# 16 ASHTON DULIN

WIDE RECEIVER

AP  
2021 TEAM



## TWO-SPORT COLLEGIATE ATHLETE

Dulin not only shined on the gridiron but also on the track. After being a football and track star at Reynoldsburg (Ohio) High School, he committed to play football and run track at Malone University. In his junior year of collegiate football, he earned First Team All-Great Midwest Athletic Conference honors. As a senior, he was named First Team All-Great Midwest Athletic Conference and both the Offensive and Special Teams Player of the Year. In track, he set conference records in the 100 meter, the 110 meter hurdles, the 200 meters, the 400 meter hurdles and the long jump and was the G-MAC Indoor Track Athlete of the Year.



## NFL HIGHLIGHTS

- Has seen action in 53 games (three starts) and has tallied 33 receptions for 450 yards and three touchdowns, seven carries for 52 yards and 31 special teams tackles. Also has 17 kickoff returns for 439 yards. He has two fumble recoveries (one returned for a touchdown). Has appeared in one postseason contest.
- In 2022, he has appeared in 10 games (two starts) and has recorded 15 receptions for 207 yards and one touchdown as well as two rushes for eight yards. In Week 2 at Jacksonville, Dulin sets single-game career highs in receptions (five) and receiving yards (79).
- Selected Second Team Associated Press All-Pro after he appeared in all 17 games (one start) in 2021 and tallied 13 receptions for 173 yards and two touchdowns, three carries for 3 yards, 17 special teams tackles and two fumble recoveries (one returned for a touchdown). He finished second in the NFL in special teams tackles. He also added eight kickoff returns for 206 yards. In Week 1 vs. Seattle, he tied his single-game career-high in special teams tackles (two). In Week 2 vs. the Los Angeles Rams, he recovered a fumble recovery on a punt for his first-career touchdown. In Week 3 at Tennessee, he tied his single-game career-high in special teams tackles (two). In Week 4 at Miami, he recorded one reception for 17 yards, a special teams stop and one fumble recovery. In Week 12 vs. Tampa Bay, he a career-long 62-yard touchdown reception. It marked the first receiving touchdown of his career. In Week 15 vs. New England, he had two carries for 39 yards. He registered a 37-yard rush in the first quarter. It marked the longest rush by a Colts wide receiver in the Indianapolis era and the third-longest rush by a wide receiver in 2021.
- In 2020, he played in 13 games and accumulated three receptions for 53 yards, two carries for 11 yards, six kickoff returns for 143 yards and seven special teams tackles. Appeared in one postseason contest but did not record any statistics.
- Appeared in 13 games as a rookie in 2019 and had two receptions for 17 yards and seven special teams tackles. Also had three kickoff returns for 90 yards.

## COLLEGE HIGHLIGHTS

- Appeared in 39 games and set school records in career receptions (189), receiving yards (3,188) and all-purpose yards (5,455) at Malone Added 28 receiving touchdowns and contributed with 53 rushes for 387 yards and three touchdowns.
- In 2018, he started 10 games and recorded team highs in receptions (61), receiving yards (984) and touchdowns (11). Also had 13 rushes for 120 yards and one touchdown. Led NCAA Division II with three kickoff return touchdowns. Was named the G-MAC Special Teams Player of the Year as well as G-MAC Offensive Back of the Year.
- As a junior, he started 10 games and finished with 59 receptions for 1,050 yards and 10 touchdowns. Also added 14 rushing attempts for 137 yards and one touchdown.
- Started nine games in 2016 and accumulated 50 receptions for 825 yards and four touchdowns.
- As a freshman, he appeared in 10 games and had 19 receptions for 329 yards and three touchdowns. Added 21 rushes for 106 yards and one touchdown.

## PERSONAL

- Attended Reynoldsburg (Ohio) High School.
- He was one of just five Division II athletes invited to the 2019 NFL Combine.
- Also participated in track at Malone, where he was a 2017 Division II First Team All-America choice in the outdoor 400-meter hurdles and a 2018 First Team All-America selection in the indoor 60-meter hurdles.
- Named a two-time G-MAC Indoor and Outdoor Track Athlete of the Year.
- Participated in the NFL's My Cause My Cleats initiative and represented the National Cancer Society (2020-21) and the National Pancreatic Cancer Foundation (2019).
- In 2020, he participated in a Colts' mobile pantry distribution event as part of the No One Runs on Empty program.
- Volunteered at the Colts Youth Football Camp and the Pros vs. GI Joes event in 2019.
- A native of Reynoldsburg, Ohio.

## ADDITIONAL TRANSACTIONS

- Signed tender with the Colts on April 19, 2022.
- Re-signed with Indianapolis on January 10, 2021.
- Signed to the Colts active roster from the practice squad on September 27, 2019.
- Signed to the Indianapolis practice squad on September 1, 2019.
- Waived by the Colts on August 31, 2019.
- Signed by Indianapolis as an undrafted free agent on May 3, 2019.



### ASHTON DULIN'S - NFL REGULAR SEASON STATISTICS

DATE	TEAM	GP	GS	RECEIVING						RUSHING			
				NO.	YDS.	AVG.	LG	TD	NO.	YDS.	AVG.	LG	TD
2019	Colts	13	0	2	17	8.5	13	0	0	0	0.0	0	0
2020	Colts	13	0	3	53	17.7	34	0	2	11	5.5	8	0
2021	Colts	17	1	13	173	13.3	62t	2	3	32	10.7	37	0
2022	Colts	10	2	15	207	13.8	39	1	2	8	4.0	5	0
<b>TOTALS</b>		<b>53</b>	<b>3</b>	<b>33</b>	<b>450</b>	<b>13.6</b>	<b>62T</b>	<b>3</b>	<b>7</b>	<b>51</b>	<b>7.3</b>	<b>37</b>	<b>0</b>

### ASHTON DULIN'S - NFL POSTSEASON STATISTICS

DATE	TEAM	GP	GS	RECEIVING						RUSHING			
				NO.	YDS.	AVG.	LG	TD	NO.	YDS.	AVG.	LG	TD
2020	Colts	1	0	0	0	0.0	0	0	0	0	0.0	0	0
<b>TOTALS</b>		<b>1</b>	<b>0</b>	<b>0</b>	<b>0</b>	<b>0.0</b>	<b>0</b>	<b>0</b>	<b>0</b>	<b>0</b>	<b>0.0</b>	<b>0</b>	<b>0</b>

### ASHTON DULIN'S - NFL REGULAR SEASON STATISTICS

DATE	TEAM	KICKOFF RETURNS						PUNT RETURNS					
		RET.	YDS.	AVG.	LG	TD	NO.	FC	YDS.	AVG.	LG	TD	
2019	Colts	3	90	30.0	46	0	0	0	0	0.0	0	0	
2020	Colts	6	143	23.8	41	0	0	0	0	0.0	0	0	
2021	Colts	8	206	25.8	31	0	0	0	0	0.0	0	0	
2022	Colts	0	0	0.0	0	0	0	0	0	0.0	0	0	
<b>TOTALS</b>		<b>17</b>	<b>439</b>	<b>25.8</b>	<b>46</b>	<b>0</b>	<b>0</b>	<b>0</b>	<b>0</b>	<b>0.0</b>	<b>0</b>	<b>0</b>	

### ASHTON DULIN'S - NFL POSTSEASON STATISTICS

DATE	TEAM	KICKOFF RETURNS						PUNT RETURNS					
		RET.	YDS.	AVG.	LG	TD	NO.	FC	YDS.	AVG.	LG	TD	
2020	Colts	0	0	0.0	0	0	0	0	0	0.0	0	0	
<b>TOTALS</b>		<b>0</b>	<b>0</b>	<b>0.0</b>	<b>0</b>	<b>0</b>	<b>0</b>	<b>0</b>	<b>0</b>	<b>0.0</b>	<b>0</b>	<b>0</b>	

### ASHTON DULIN'S - NFL REGULAR SEASON STATISTICS

DATE	TEAM	GP	GS	TACKLES								INTERCEPTIONS					FUMBLES					ST				MISC			
				TK	S	A	TFL	YDS	SK	YDS	QBH	NO	YDS	LG	TD	PD	FF	FR	TD	YDS	TK	S	A	FF	FR	S	A		
2019	Colts	13	0	0	0	0	0	0	0	0.0	0	0	0	0	0	0	0	0	0	7	7	0	0	0	0	0			
2020	Colts	13	0	0	0	0	0	0	0	0.0	0	0	0	0	0	0	0	0	0	7	4	3	0	0	0	0			
2021	Colts	17	1	0	0	0	0	0	0	0.0	0	0	0	0	0	0	2	1	0	17	12	5	0	1	0	0			
2022	Colts	10	2	0	0	0	0	0	0	0.0	0	0	0	0	0	0	0	0	0	3	3	0	0	1	0	0			
<b>TOTALS</b>		<b>53</b>	<b>3</b>	<b>0</b>	<b>0</b>	<b>0</b>	<b>0</b>	<b>0</b>	<b>0</b>	<b>0.0</b>	<b>0</b>	<b>0</b>	<b>0</b>	<b>0</b>	<b>0</b>	<b>0</b>	<b>2</b>	<b>1</b>	<b>0</b>	<b>34</b>	<b>26</b>	<b>8</b>	<b>0</b>	<b>1</b>	<b>1</b>	<b>0</b>			

### ASHTON DULIN'S - NFL POSTSEASON STATISTICS

DATE	TEAM	GP	GS	TACKLES								INTERCEPTIONS					FUMBLES					ST				MISC			
				TK	S	A	TFL	YDS	SK	YDS	QBH	NO	YDS	LG	TD	PD	FF	FR	TD	YDS	TK	S	A	FF	FR	S	A		
2020	Colts	1	0	0	0	0	0	0	0	0.0	0	0	0	0	0	0	0	0	0	0	0	0	0	0	0	0			
<b>TOTALS</b>		<b>1</b>	<b>0</b>	<b>0</b>	<b>0</b>	<b>0</b>	<b>0</b>	<b>0</b>	<b>0</b>	<b>0.0</b>	<b>0</b>	<b>0</b>	<b>0</b>	<b>0</b>	<b>0</b>	<b>0</b>	<b>0</b>	<b>0</b>	<b>0</b>	<b>0</b>	<b>0</b>	<b>0</b>	<b>0</b>	<b>0</b>	<b>0</b>	<b>0</b>			







### SINGLE-GAME HIGHS: RUSHING/RECEIVING

<b>Rush Attempts</b>	2 vs. New England Patriots, Dec 18, 2021 1 at Tennessee Titans, Sep 26, 2021 ...2 more at 1.	<b>All-Purpose Yards</b>	90 at Jacksonville Jaguars, Dec 29, 2019 82 at Jacksonville Jaguars, Sep 18, 2022 76 vs. Tennessee Titans, Oct 31, 2021
<b>Rushing Yards</b>	39 vs. New England Patriots, Dec 18, 2021 8 at Pittsburgh Steelers, Dec 27, 2020 3 at Cleveland Browns, Oct 11, 2020	<b>Kickoff Returns</b>	3 vs. Tennessee Titans, Oct 31, 2021 ...1 more at 3.
<b>Longest Runs</b>	37 vs. New England Patriots, Dec 18, 2021 8 at Pittsburgh Steelers, Dec 27, 2020 5 at Minnesota Vikings, Dec 17, 2022	<b>Kickoff Return Yards</b>	90 at Jacksonville Jaguars, Dec 29, 2019 76 vs. Tennessee Titans, Oct 31, 2021 66 at Jacksonville Jaguars, Sep 13, 2020
<b>Receptions</b>	5 at Jacksonville Jaguars, Sep 18, 2022 3 at Houston Texans, Sep 11, 2022 2 at Minnesota Vikings, Dec 17, 2022 ...4 more at 2.	<b>Longest Kickoff Return</b>	46 at Jacksonville Jaguars, Dec 29, 2019 41 at Jacksonville Jaguars, Sep 13, 2020 31 vs. Tennessee Titans, Oct 31, 2021 ...1 more at 31.
<b>Receiving Yards</b>	79 at Jacksonville Jaguars, Sep 18, 2022 62 vs. Tampa Bay Buccaneers, Nov 28, 2021 46 at Houston Texans, Sep 11, 2022	<b>Kickoff Return Average</b>	30.0 at Jacksonville Jaguars, Dec 29, 2019 25.3 vs. Tennessee Titans, Oct 31, 2021
<b>Receiving Average</b>	15.8 at Jacksonville Jaguars, Sep 18, 2022 15.3 at Houston Texans, Sep 11, 2022	<b>Special Teams Tackles</b>	2 at Houston Texans, Dec 05, 2021 ...6 more at 2.
<b>Longest Receptions</b>	62t vs. Tampa Bay Buccaneers, Nov 28, 2021 39 at Jacksonville Jaguars, Sep 18, 2022 34 at Cleveland Browns, Oct 11, 2020	<b>Most TDs</b>	1 at Dallas Cowboys, Dec 04, 2022 ...3 more at 1.
<b>Receiving TDs</b>	1 at Houston Texans, Dec 05, 2021 ...1 more at 1.		

### 2019 GAME-BY-GAME REGULAR-SEASON STATISTICS (COLTS)

DATE	OPPONENT	P/S	RECEIVING				RUSHING				W/L	SCORE		
			NO.	YDS.	AVG.	LG	TD	NO.	YDS.	AVG.			LG	TD
09/08	at Chargers											L	24-30+	
09/15	at Titans											W	19-17	
09/22	Falcons											W	27-24	
09/29	Raiders	P	0	0	0.0	0	0	0	0.0	0	0	L	24-31	
10/06	at Chiefs	P	0	0	0.0	0	0	0	0.0	0	0	W	19-13	
10/20	Texans	P	0	0	0.0	0	0	0	0.0	0	0	W	30-23	
10/27	Broncos	P	0	0	0.0	0	0	0	0.0	0	0	W	15-13	
11/03	at Steelers	P	0	0	0.0	0	0	0	0.0	0	0	L	24-26	
11/10	Dolphins	P	0	0	0.0	0	0	0	0.0	0	0	L	12-16	
11/17	Jaguars	P	0	0	0.0	0	0	0	0.0	0	0	W	33-13	
11/21	at Texans	P	0	0	0.0	0	0	0	0.0	0	0	L	17-20	
12/01	Titans	P	1	13	13.0	13	0	0	0.0	0	0	L	17-31	
12/08	at Buccaneers	P	0	0	0.0	0	0	0	0.0	0	0	L	35-38	
12/16	at Saints	P	1	4	4.0	4	0	0	0.0	0	0	L	7-34	
12/22	Panthers	P	0	0	0.0	0	0	0	0.0	0	0	W	38-6	
12/29	at Jaguars	P	0	0	0.0	0	0	0	0.0	0	0	L	20-38	
<b>2019 TOTALS</b>		<b>13-0</b>	<b>2</b>	<b>17</b>	<b>8.5</b>	<b>13</b>	<b>0</b>	<b>0</b>	<b>0</b>	<b>0.0</b>	<b>0</b>	<b>0</b>	<b>7-9</b>	

+ - Overtime





### 2020 GAME-BY-GAME REGULAR-SEASON STATISTICS (COLTS)

DATE	OPPONENT	P/S	RECEIVING					RUSHING					W/L	SCORE
			NO.	YDS.	AVG.	LG	TD	NO.	YDS.	AVG.	LG	TD		
09/13	at Jaguars	P	0	0	0.0	0	0	0	0	0.0	0	0	L	20-27
09/20	Vikings	P	1	6	6.0	6	0	0	0	0.0	0	0	W	28-11
09/27	Jets	P	0	0	0.0	0	0	0	0	0.0	0	0	W	36-7
10/04	at Bears	P	0	0	0.0	0	0	0	0	0.0	0	0	W	19-11
10/11	at Browns	P	1	34	34.0	34	0	1	3	3.0	3	0	L	23-32
10/18	Bengals	P	0	0	0.0	0	0	0	0	0.0	0	0	W	31-27
11/01	at Lions	P	1	13	13.0	13	0	0	0	0.0	0	0	W	41-21
11/08	Ravens												L	10-24
11/12	at Titans												W	34-17
11/22	Packers												W	34-31+
11/29	Titans	P	0	0	0.0	0	0	0	0	0.0	0	0	L	26-45
12/06	at Texans	P	0	0	0.0	0	0	0	0	0.0	0	0	W	26-20
12/13	at Raiders	P	0	0	0.0	0	0	0	0	0.0	0	0	W	44-27
12/20	Texans	P	0	0	0.0	0	0	0	0	0.0	0	0	W	27-20
12/27	at Steelers	P	0	0	0.0	0	0	1	8	8.0	8	0	L	24-28
01/03	Jaguars	P	0	0	0.0	0	0	0	0	0.0	0	0	W	28-14
<b>2020 TOTALS</b>		<b>13-0</b>	<b>3</b>	<b>53</b>	<b>17.7</b>	<b>34</b>	<b>0</b>	<b>2</b>	<b>11</b>	<b>5.5</b>	<b>8</b>	<b>0</b>	<b>11-5</b>	

+ - Overtime

### 2021 GAME-BY-GAME REGULAR-SEASON STATISTICS (COLTS)

DATE	OPPONENT	P/S	RECEIVING					RUSHING					W/L	SCORE
			NO.	YDS.	AVG.	LG	TD	NO.	YDS.	AVG.	LG	TD		
09/12	Seahawks	P	0	0	0.0	0	0	0	0	0.0	0	0	L	16-28
09/19	Rams	S	1	10	10.0	10	0	0	0	0.0	0	0	L	24-27
09/26	at Titans	P	0	0	0.0	0	0	1	-7	-7.0	-7	0	L	16-25
10/03	at Dolphins	P	1	17	17.0	17	0	0	0	0.0	0	0	W	27-17
10/11	at Ravens	P	2	13	6.5	15	0	0	0	0.0	0	0	L	25-31+
10/17	Texans	P	1	7	7.0	7	0	0	0	0.0	0	0	W	31-3
10/24	at 49ers	P	2	0	0.0	2	0	0	0	0.0	0	0	W	30-18
10/31	Titans	P	0	0	0.0	0	0	0	0	0.0	0	0	L	31-34+
11/04	Jets	P	2	23	11.5	17	0	0	0	0.0	0	0	W	45-30
11/14	Jaguars	P	1	16	16.0	16	0	0	0	0.0	0	0	W	23-17
11/21	at Bills	P	0	0	0.0	0	0	0	0	0.0	0	0	W	41-15
11/28	Buccaneers	P	1	62	62.0	62t	1	0	0	0.0	0	0	L	31-38
12/05	at Texans	P	1	2	2.0	2t	1	0	0	0.0	0	0	W	31-0
12/18	Patriots	P	0	0	0.0	0	0	2	39	19.5	37	0	W	27-17
12/25	at Cardinals	P	1	23	23.0	23	0	0	0	0.0	0	0	W	22-16
01/02	Raiders	P	0	0	0.0	0	0	0	0	0.0	0	0	L	20-23
01/09	at Jaguars	P	0	0	0.0	0	0	0	0	0.0	0	0	L	11-26
<b>2021 TOTALS</b>		<b>17-1</b>	<b>13</b>	<b>173</b>	<b>13.3</b>	<b>62T</b>	<b>2</b>	<b>3</b>	<b>32</b>	<b>10.7</b>	<b>37</b>	<b>0</b>	<b>9-8</b>	

+ - Overtime

### 2022 GAME-BY-GAME REGULAR-SEASON STATISTICS (COLTS)

DATE	OPPONENT	P/S	RECEIVING					RUSHING					W/L/T	SCORE
			NO.	YDS.	AVG.	LG	TD	NO.	YDS.	AVG.	LG	TD		
09/11	at Texans	P	3	46	15.3	23	0	0	0	0.0	0	0	T	20-20
09/18	at Jaguars	S	5	79	15.8	39	0	1	3	3.0	3	0	L	0-24
09/25	Chiefs	P	1	7	7.0	7	0	0	0	0.0	0	0	W	20-17
10/02	Titans	P	2	18	9.0	10	0	0	0	0.0	0	0	L	17-24
10/06	at Broncos	P	1	18	18.0	18	0	0	0	0.0	0	0	W	12-9+
10/16	Jaguars												W	34-27
10/23	at Titans												L	10-19
10/30	Commanders												L	16-17
11/06	at Patriots												L	3-26
11/13	at Raiders	S	0	0	0.0	0	0	0	0	0.0	0	0	W	25-20
11/20	Eagles	P	0	0	0.0	0	0	0	0	0.0	0	0	L	16-17
11/28	Steelers	P	0	0	0.0	0	0	0	0	0.0	0	0	L	17-24
12/04	at Cowboys	P	1	14	14.0	14t	1	0	0	0.0	0	0	L	19-54
12/17	at Vikings	P	2	25	12.5	13	0	1	5	5.0	5	0	L	36-39+
<b>2022 TOTALS</b>		<b>10-2</b>	<b>15</b>	<b>207</b>	<b>13.8</b>	<b>39</b>	<b>1</b>	<b>2</b>	<b>8</b>	<b>4.0</b>	<b>5</b>	<b>0</b>	<b>4-9-1</b>	

+ - Overtime

# 16

# ASHTON DULIN

WIDE RECEIVER



### 2020 GAME-BY-GAME POSTSEASON STATISTICS (COLTS)

DATE	OPPONENT	P/S	RECEIVING					RUSHING					W/L	SCORE
			NO.	YDS.	AVG.	LG	TD	NO.	YDS.	AVG.	LG	TD		
01/09	at Bills	P	0	0	0.0	0	0	0	0	0.0	0	0	L	24-27
<b>2020 TOTALS</b>		<b>1-0</b>	<b>0</b>	<b>0</b>	<b>0.0</b>	<b>0</b>	<b>0</b>	<b>0</b>	<b>0</b>	<b>0.0</b>	<b>0</b>	<b>0</b>	<b>0-1</b>	



@AshtonDulin



**SAM EHLINGER:** SELECTED BY THE COLTS IN THE SIXTH ROUND (218TH OVERALL) OF THE 2021 NFL DRAFT.



EHLINGER

**6-2 • 225 LBS**  
**NFL EXP: 2**  
**(2ND YEAR WITH THE COLTS)**  
**BORN: 9/30/98**



COLLEGE:  
**TEXAS**

## 4TH-AND-SHORT

- In his rookie season, he competed in three games and recorded three carries for nine yards.
- Only the seventh two-time captain (2019-20) in Texas history.
- Holds the school record for most game-winning drives (seven).
- One of just three players in Division I history to throw for 11,000 yards and rush for 1,500 yards.
- Attended Westlake (Texas) High School, where Drew Brees and Nick Foles attended, and holds the school records for total yards (9,886) and passing yards (7,491).

### TEXAS FOREVER

Most kids in Austin, Texas dream of playing quarterback for the Texas Longhorns someday. Ehlinger fulfilled that dream – and set records while doing it. After being a three-year starter at Westlake (Texas) High School and finishing as the school's all-time passing yards and passing touchdown leader, he had the opportunity to continue his football career in his hometown of Austin at Texas. He made an immediate impact on the program, starting six games as a true freshman and becoming the first Longhorn to lead the team in passing and rushing since Colt McCoy in 2008. Ehlinger finished his historic collegiate career having the fourth-most wins (27) as a Texas quarterback, serving as only the seventh two-time team captain in history. He concluded his career being selected as the Jason Witten Collegiate Man of the Year. A true Friday Night Lights story.





### NFL HIGHLIGHTS

- In two seasons with the Colts (2021-22), he has appeared in five games (two starts) and has completed 32-of-52 passes for 304 yards and has thrown one interception for a passer rating of 69.7 and has added 14 rushes for 63 yards.
- Has started two games in 2022 and has completed 32-of-52 passes for 304 yards with one interception for a passer rating of 69.7. He also added 11 rushes for 54 yards. In Week 8 vs. Washington, he made his first career start and registered the third-best passer rating by a Colts quarterback in his first career start. His 73.9 percent completion percentage is the second-best mark by a Colts quarterback in their first career start.
- In 2021, he saw action in three games and recorded three rushes for nine yards.

### COLLEGE HIGHLIGHTS

- Appeared in 46 games (43 starts) at Texas (2017-20) and completed 923-of-1,476 passes for 11,436 yards and 94 touchdowns with 27 interceptions. He also added 554 carries for 1,907 yards and 33 touchdowns. He was voted a two-time team captain (2019, 2020), becoming only the seventh player in team history. Led Texas to 27 wins as the starting quarterback, which is the fourth-most in school history. Ranks fourth in Big 12 history in total touchdowns. Ehlinger was also a three-time Academic First Team All-Big 12 selection (2018-20).
- As a senior team captain, he earned Second Team All-Big 12 honors after he started all 10 games and completed 194-of-322 passes for 2,566 yards and 26 touchdowns with five interceptions. Also contributed 377 yards on 113 carries with eight touchdowns. Named the Co-Big 12 Football Scholar-Athlete of the Year. Selected the 2020 Jason Witten Collegiate Man of the Year. His 208 total points scored ranked sixth in the country. His 26 passing touchdowns were the seventh-most in single-season school history. He did not throw an interception in his last 139 passing attempts of his career.
- In 2019, he started all 13 games as a team captain and completed 296-of-454 passes for 3,663 yards and a single-season career-high 32 touchdowns with 10 interceptions. He added 163 carries for 663 yards and seven touchdowns. Ehlinger tallied the second-most total yards (4,326) in single-season school history. Named a semifinalist for the Maxwell Award and Davey O'Brien Award. He became the first Texas quarterback to throw at least three touchdown passes in four-straight games since 2008 (Colt McCoy). Selected as the 2019 Big 12 Preseason Offensive Player of the Year.

### COLLEGE HIGHLIGHTS CONT...

- As a sophomore, he started all 14 games and completed 275-of-425 passes for 3,292 yards and 25 touchdowns as well as five interceptions. Contributed to the ground game with 482 rushing yards on 164 carries and a single-season career-high 16 touchdowns. Recorded the most rushing touchdowns by a quarterback in Texas single-season history. He became the only player in Texas history to pass for at least 25 touchdowns and rush for at least 15 in the same season. His 3,292 passing yards were the fifth-most in single-season school history. Became only the fourth quarterback in school history to start the season with six straight 200-yard passing games.
- In 2017, he saw action in nine games (six starts) and completed 158-of-275 passes for 1,915 yards and 11 touchdowns with seven interceptions as well as 114 carries for 385 yards and two touchdowns. Led the team in both passing yards and rushing yards, becoming the first Longhorn to do so since Colt McCoy in 2008. He became only the eighth Texas true freshman starting quarterback to win at least one game.

### PERSONAL

- Attended Westlake High School in Austin, Texas and finished as the school's all-time leader in total yards (9,886) and passing yards (7,491).
- Was high school teammates with fellow 2021 Colts draft pick Kylan Granson.
- Selected as the 2015 Texas State Player of the Year.
- As a junior, he led Westlake to the state championship game and earned Offensive Player of the Year accolades after he tallied 4,041 passing yards and 1,325 rushing yards.
- As a sophomore, he earned District Newcomer honors after tallying 2,543 passing yards and 42 total touchdowns.
- Rated the No. 4 dual-threat quarterback recruit in the country.
- Participated in the 2021 Senior Bowl.
- His brother, Jake, played linebacker at Texas.
- Last name is pronounced EL-in-gurr.
- Married to his wife, Cami Jo.
- A native of Austin, Texas.





## SAM EHLINGER'S - NFL REGULAR SEASON STATISTICS

DATE	TEAM	GP	GS	ATT.	CMP.	PCT.	YDS	AVG.	TD	INT.	LG	SK	LST	RATE
2021	Colts	3	0	0	0	0.0	0	0.0	0	0	0	0	0	0.0
2022	Colts	2	2	52	32	61.5	304	5.8	0	1	47	11	72	69.7
<b>TOTALS</b>		<b>5</b>	<b>2</b>	<b>52</b>	<b>32</b>	<b>61.5</b>	<b>304</b>	<b>5.8</b>	<b>0</b>	<b>1</b>	<b>47</b>	<b>11</b>	<b>72</b>	<b>69.7</b>

## SAM EHLINGER'S - NFL REGULAR SEASON STATISTICS

DATE	TEAM	NO.	YDS.	AVG.	LG	TD
2021	Colts	3	9	3.0	9	0
2022	Colts	11	54	4.9	19	0
<b>TOTALS</b>		<b>14</b>	<b>63</b>	<b>4.5</b>	<b>19</b>	<b>0</b>

## SAM EHLINGER'S - NFL REGULAR SEASON STATISTICS

DATE	TEAM	GP	GS	ATT.	CMP.	PCT.	YDS	PASSING							RUSHING				
								AVG.	TD	INT.	LG	SK	LST	RATE	NO.	YDS.	AVG.	LG	TD
2021	Colts	3	0	0	0	0.0	0	0.0	0	0	0	0	0	0.0	3	9	3.0	9	0
2022	Colts	2	2	52	32	61.5	304	5.8	0	1	47	11	72	69.7	11	54	4.9	19	0
<b>TOTALS</b>		<b>5</b>	<b>2</b>	<b>52</b>	<b>32</b>	<b>61.5</b>	<b>304</b>	<b>5.8</b>	<b>0</b>	<b>1</b>	<b>47</b>	<b>11</b>	<b>72</b>	<b>69.7</b>	<b>14</b>	<b>63</b>	<b>4.5</b>	<b>19</b>	<b>0</b>

## SINGLE-GAME HIGHS: QUARTERBACK

<b>Pass Attempts</b>	29 at New England Patriots, Nov 06, 2022 23 vs. Washington Commanders, Oct 30, 2022	<b>Passer Rating</b>	100.1 vs. Washington Commanders, Oct 30, 2022 45.6 at New England Patriots, Nov 06, 2022
<b>Pass Completions</b>	17 vs. Washington Commanders, Oct 30, 2022 15 at New England Patriots, Nov 06, 2022	<b>Rush Attempts</b>	6 vs. Washington Commanders, Oct 30, 2022 1 at Houston Texans, Dec 05, 2021 ...2 more at 1.
<b>Yards Passing</b>	201 vs. Washington Commanders, Oct 30, 2022 103 at New England Patriots, Nov 06, 2022	<b>Rushing Yards</b>	39 at New England Patriots, Nov 06, 2022 15 vs. Washington Commanders, Oct 30, 2022 9 at Buffalo Bills, Nov 21, 2021
<b>Long Passes</b>	47 vs. Washington Commanders, Oct 30, 2022 40 vs. Washington Commanders, Oct 30, 2022 38 vs. Washington Commanders, Oct 30, 2022	<b>Longest Runs</b>	19 at New England Patriots, Nov 06, 2022 9 at New England Patriots, Nov 06, 2022 ...1 more at 9.
<b>Completion Percentage</b>	73.9 vs. Washington Commanders, Oct 30, 2022 51.7 at New England Patriots, Nov 06, 2022		





## 2021 GAME-BY-GAME REGULAR-SEASON STATISTICS (COLTS)

DATE	OPPONENT	P/S	PASSING										RUSHING				W/L	SCORE			
			ATT	CMP	YDS	PCT	Y/A	Y/C	TD	INT	LG	SK/YD	RATE	ATT	YDS	LG			TD		
09/12	Seahawks																			L	16-28
09/19	Rams																			L	24-27
09/26	at Titans																			L	16-25
10/03	at Dolphins																			W	27-17
10/11	at Ravens																			L	25-31+
10/17	Texans																			W	31-3
10/24	at 49ers																			W	30-18
10/31	Titans																			L	31-34+
11/04	Jets	P	0	0	0	0.0	0.0	0.0	0	0	0	0/0	0.0	1	1	1	0			W	45-30
11/14	Jaguars																			W	23-17
11/21	at Bills	P	0	0	0	0.0	0.0	0.0	0	0	0	0/0	0.0	1	9	9	0			W	41-15
11/28	Buccaneers																			L	31-38
12/05	at Texans	P	0	0	0	0.0	0.0	0.0	0	0	0	0/0	0.0	1	-1	-1	0			W	31-0
12/18	Patriots																			W	27-17
12/25	at Cardinals																			W	22-16
01/02	Raiders																			L	20-23
01/09	at Jaguars																			L	11-26
<b>2021 TOTALS</b>		<b>3-0</b>	<b>0</b>	<b>0</b>	<b>0</b>	<b>0.0</b>	<b>0.0</b>	<b>0.0</b>	<b>0</b>	<b>0</b>	<b>0</b>	<b>0/0</b>	<b>0.0</b>	<b>3</b>	<b>9</b>	<b>9</b>	<b>0</b>			<b>9-8</b>	

+ - Overtime

## 2022 GAME-BY-GAME REGULAR-SEASON STATISTICS (COLTS)

DATE	OPPONENT	P/S	PASSING										RUSHING				W/L/T	SCORE				
			ATT	CMP	YDS	PCT	Y/A	Y/C	TD	INT	LG	SK/YD	RATE	ATT	YDS	LG			TD			
09/11	at Texans																				T	20-20
09/18	at Jaguars																				L	0-24
09/25	Chiefs																				W	20-17
10/02	Titans																				L	17-24
10/06	at Broncos																				W	12-9+
10/16	Jaguars																				W	34-27
10/23	at Titans																				L	10-19
10/30	Commanders	S	23	17	201	73.9	8.7	11.8	0	0	47	2/12	100.1	6	15	7	0			L	16-17	
11/06	at Patriots	S	29	15	103	51.7	3.6	6.9	0	1	23	9/60	45.6	5	39	19	0			L	3-26	
11/13	at Raiders																				W	25-20
11/20	Eagles																				L	16-17
11/28	Steelers																				L	17-24
12/04	at Cowboys																				L	19-54
12/17	at Vikings																				L	36-39+
<b>2022 TOTALS</b>		<b>2-2</b>	<b>52</b>	<b>32</b>	<b>304</b>	<b>61.5</b>	<b>5.8</b>	<b>9.5</b>	<b>0</b>	<b>1</b>	<b>47</b>	<b>11/72</b>	<b>69.7</b>	<b>11</b>	<b>54</b>	<b>19</b>	<b>0</b>			<b>4-9-1</b>		

+ - Overtime



# 31

# BRANDON FACYSON

CORNERBACK

(fay-SEN)



**BRANDON FACYSON:** SIGNED BY THE COLTS AS AN UNRESTRICTED FREE AGENT ON MARCH 18, 2022.

**6-2 • 197 LBS**

**NFL EXP: 5**

**(1ST YEAR WITH THE COLTS)**

**BORN: 9/8/94**



**COLLEGE:  
VIRGINIA TECH**

## 4TH-AND-SHORT

- Has played in 56 career games (13 starts) in his time with the Raiders (2021) and Chargers (2018-21) and has compiled 95 tackles (71 solo), 4.0 tackles for loss, 14 passes defended, one interception, one forced fumble, two fumble recoveries and 20 special teams stops.
- In 2021, he registered a single-season career-high 13 passes defended.
- Last name is pronounced FAY-sen.
- His father, Frederick, is a retired Navy pilot.

### PLANS AFTER FOOTBALL

While excelling on the football field at Virginia Tech, Facyson was also pursuing excellence in the class room. He majored in biology and took the MCATs with hopes to be a cardiologist in the future. He knew the workload would be a lot, and so did his parents. His father, Frederick, is a retired Navy veteran and would ask coaches when they came to recruit Brandon, 'What did they believe was the toughest part about transitioning to college?' The answer in Frederick's eyes was what he preached to Brandon throughout his college career and something he still utilizes to this day – time management.







## NFL HIGHLIGHTS

- Has played in 69 career games (15 starts) in his time with the Colts (2022), Las Vegas Raiders (2021) and Los Angeles Chargers (2018-21) and has compiled 115 tackles (89 solo), 4.0 tackles for loss, 19 passes defended, one interception, one forced fumble, two fumble recoveries and 20 special teams stops. He has also appeared in three postseason contests (one start) and has recorded wo solo tackles.
- In 2022, he has seen action in 13 games (two starts) and has registered 20 tackles (18 solo) and five passes defended. In Week 11 vs. Philadelphia, he registered four tackles (two solo) and a single-game season-high two passes defended.
- Appeared in 12 games (nine starts) in 2021 and tallied 53 tackles (40 solo), 2.0 tackles for loss, a single-season career-high 13 passes defended and one interception. Also contributed two special teams tackles.
- In 2020, he saw action in 13 games and compiled seven tackles (six solo), one forced fumble and a single-season career-high nine special teams stops.
- Competed in 16 games (four starts) in 2019 and accumulated 35 tackles (25 solo), 2.0 tackles for loss, one pass defended and one fumble recovery. Also added six special teams tackles.
- In 2018, he appeared in 15 games and compiled one fumble recovery and three special teams stops.

## COLLEGE HIGHLIGHTS

- Played in 55 games (47 starts) in five seasons at Virginia Tech (2013-17) and registered 131 tackles (91 solo), 9.0 tackles for loss, 39 passes defended, five interceptions, three forced fumbles and one fumble recovery.
- In 2017, he saw action in 13 games (11 starts) and tallied 19 tackles (14 solo), 2.0 tackles for loss and five passes defended.
- Started all 14 games in 2016 and recorded a single-season career highs in tackles (48), solo tackles (32), passes defended (11) and forced fumbles (two). Also added 4.0 tackles for loss.
- In 2015, he competed in 13 games (10 starts) and tallied 31 tackles (20 solo), 1.0 tackle for loss and 10 passes defended.
- As a sophomore, he started three games and registered six tackles (five solo) and five passes defended. He suffered a broken leg in December and was granted a medical hardship waiver.
- In 2013, he earned Third Team All-ACC honors after he appeared in 12 games (nine starts) and tallied 27 tackles (20 solo), eight passes defended, a single-season career-high five interceptions, one forced fumble and one fumble recovery.

## PERSONAL

- Attended Northgate High School in Newnan, Ga.
- As a senior, he played on both sides of the ball and earned all-region honors as a cornerback and all-county accolades as a wide receiver.
- Rated the No. 26 cornerback in the country by ESPN.
- Also lettered in track and field.
- His father, Frederick, is a retired Navy pilot.
- While with the Chargers, he participated in multiple community initiatives including distributing bikes, helmets and shoes.
- In 2018, he participated in the NFL's My Cause My Cleats initiative and represented uterine cancer.
- Last name is pronounced fay-SEN.
- A native of Newnan, Ga.

## ADDITIONAL TRANSACTIONS

- Signed by the Las Vegas Raiders as a free agent on October 6, 2021.
- Released from the Los Angeles Chargers practice squad on October 5, 2021.
- Signed to the Chargers practice squad on September 2, 2021.
- Waived by the Los Angeles Chargers on September 1, 2021.
- Re-signed by the Chargers as an unrestricted free agent on March 19, 2021.
- Signed by the Los Angeles Chargers as an undrafted free agent on May 11, 2018.



### BRANDON FACYSON'S - NFL REGULAR SEASON STATISTICS

DATE	TEAM	GP	GS	TACKLES								INTERCEPTIONS					FUMBLES					ST				MISC				
				TK	S	A	TFL	YDS	SK	YDS	QBH	NO	YDS	LG	TD	PD	FF	FR	TD	YDS	TK	S	A	FF	FR	S	A			
2018	Chargers	15	0	0	0	0	0	0	0	0.0	0.0	0	0	0	0	0	0	0	0	0	0	0	0	3	2	1	0	1	0	0
2019	Chargers	16	4	35	25	10	2	8	0.0	0.0	0	0	0	0	0	1	0	0	0	0	0	0	0	6	5	1	0	1	0	0
2020	Chargers	13	0	7	6	1	0	0	0.0	0.0	0	0	0	0	0	1	0	0	0	0	0	0	0	9	7	2	0	0	0	0
2021	Chargers	0	0	0	0	0	0	0	0.0	0.0	0	0	0	0	0	0	0	0	0	0	0	0	0	0	0	0	0	0	0	0
Went from L.A. Chargers to Las Vegas.																														
2021	Raiders	12	9	53	40	13	2	3	0.0	0.0	1	1	0	0	0	13	0	0	0	0	0	0	0	2	2	0	0	0	0	0
2021	TOTAL	12	9	53	40	13	2	3	0.0	0.0	1	1	0	0	0	13	0	0	0	0	0	0	0	2	2	0	0	0	0	0
2022	Colts	13	2	20	18	2	0	0	0.0	0.0	0	0	0	0	0	5	0	0	0	0	0	0	0	0	0	0	0	0	0	0
<b>TOTALS</b>		<b>69</b>	<b>15</b>	<b>115</b>	<b>89</b>	<b>26</b>	<b>4</b>	<b>11</b>	<b>0.0</b>	<b>0.0</b>	<b>1</b>	<b>1</b>	<b>0</b>	<b>0</b>	<b>0</b>	<b>19</b>	<b>1</b>	<b>0</b>	<b>0</b>	<b>0</b>	<b>0</b>	<b>0</b>	<b>0</b>	<b>20</b>	<b>16</b>	<b>4</b>	<b>0</b>	<b>2</b>	<b>0</b>	<b>0</b>

### BRANDON FACYSON'S - NFL POSTSEASON STATISTICS

DATE	TEAM	GP	GS	TACKLES								INTERCEPTIONS					FUMBLES					ST				MISC				
				TK	S	A	TFL	YDS	SK	YDS	QBH	NO	YDS	LG	TD	PD	FF	FR	TD	YDS	TK	S	A	FF	FR	S	A			
2018	Chargers	2	0	0	0	0	0	0	0.0	0.0	0	0	0	0	0	0	0	0	0	0	0	0	0	0	0	0	0	0	0	0
2021	Raiders	1	1	2	2	0	0	0	0.0	0.0	0	0	0	0	0	0	0	0	0	0	0	0	0	0	0	0	0	0	0	0
<b>TOTALS</b>		<b>3</b>	<b>1</b>	<b>2</b>	<b>2</b>	<b>0</b>	<b>0</b>	<b>0</b>	<b>0.0</b>	<b>0.0</b>	<b>0</b>	<b>0</b>	<b>0</b>	<b>0</b>	<b>0</b>	<b>0</b>	<b>0</b>	<b>0</b>	<b>0</b>	<b>0</b>	<b>0</b>	<b>0</b>	<b>0</b>	<b>0</b>	<b>0</b>	<b>0</b>	<b>0</b>	<b>0</b>	<b>0</b>	<b>0</b>

#### SINGLE-GAME HIGHS: DEFENSIVE

- Total Tackles** 9 at Denver Broncos, Dec 01, 2019  
...1 more at 9
- Solo Tackles** 7 vs. Los Angeles Chargers, Jan 09, 2022  
...2 more at 7.
- Passes Defensed** 3 at Cleveland Browns, Dec 20, 2021  
...2 more at 3.
- Forced Fumbles** 1 at New Orleans Saints, Oct 12, 2020
- Tackles For Loss** 1 vs. Los Angeles Chargers, Jan 09, 2022  
...3 more at 1.
- Interceptions** 1 at Denver Broncos, Oct 17, 2021
- Special Teams Tackles** 2 vs. Denver Broncos, Dec 27, 2020  
...2 more at 2.
- Special Teams Fumble Recoveries** 1 vs. Kansas City Chiefs, Nov 18, 2019  
...1 more at 1.

#### SINGLE-GAME HIGHS - POSTSEASON: DEFENSIVE

- Total Tackles** 2 at Cincinnati Bengals, Jan 15, 2022
- Solo Tackles** 2 at Cincinnati Bengals, Jan 15, 2022

#### 2018 GAME-BY-GAME REGULAR-SEASON STATISTICS (CHARGERS)

DATE	OPPONENT	P/S	TACKLES								INTERCEPTIONS					FUMBLES					ST				MISC		SCORE					
			TK	S	A	SK	YDS	TFL	YDS	QBH	NO	YDS	LG	TD	PD	FF	FR	TD	YDS	TK	S	A	FF	FR	S	A		W/L/T				
09/09	Chiefs		INACTIVE																												L	28-38
09/16	at Bills	P	0	0	0	0.0	0.0	0	0	0	0	0	0	0	0	0	0	0	0	0	0	0	0	0	0	0	0	0	0	0	W	31-20
09/23	at Rams	P	0	0	0	0.0	0.0	0	0	0	0	0	0	0	0	0	0	0	0	0	0	0	0	0	0	0	0	0	0	L	23-35	
09/30	49ers	P	0	0	0	0.0	0.0	0	0	0	0	0	0	0	0	0	0	0	0	0	0	0	0	0	0	0	0	0	0	W	29-27	
10/07	Raiders	P	0	0	0	0.0	0.0	0	0	0	0	0	0	0	0	0	0	0	0	0	0	0	0	0	0	0	0	0	W	26-10		
10/14	at Browns	P	0	0	0	0.0	0.0	0	0	0	0	0	0	0	0	0	0	0	0	0	0	0	0	0	0	0	0	0	W	38-14		
10/21	Titans	P	0	0	0	0.0	0.0	0	0	0	0	0	0	0	0	0	0	0	0	0	0	0	0	0	0	0	0	0	W	20-19		
11/04	at Seahawks	P	0	0	0	0.0	0.0	0	0	0	0	0	0	0	0	0	0	0	0	0	0	0	0	0	0	0	0	0	W	25-17		
11/11	at Raiders	P	0	0	0	0.0	0.0	0	0	0	0	0	0	0	0	0	0	0	0	0	0	0	0	0	0	0	0	0	W	20-6		
11/18	Broncos	P	0	0	0	0.0	0.0	0	0	0	0	0	0	0	0	0	0	0	0	0	0	0	0	1	0	1	0	0	L	22-23		
11/25	Cardinals	P	0	0	0	0.0	0.0	0	0	0	0	0	0	0	0	0	0	0	0	0	0	0	0	0	0	0	0	0	W	45-10		
12/02	at Steelers	P	0	0	0	0.0	0.0	0	0	0	0	0	0	0	0	0	0	0	0	0	0	0	0	0	0	0	0	0	W	33-30		
12/09	Bengals	P	0	0	0	0.0	0.0	0	0	0	0	0	0	0	0	0	0	0	0	0	0	0	0	1	1	0	0	0	W	26-21		
12/13	at Chiefs	P	0	0	0	0.0	0.0	0	0	0	0	0	0	0	0	0	0	0	0	0	0	0	0	0	0	0	0	0	W	29-28		
12/22	Ravens	P	0	0	0	0.0	0.0	0	0	0	0	0	0	0	0	0	0	0	0	0	0	0	0	0	0	0	0	0	L	10-22		
12/30	at Broncos	P	0	0	0	0.0	0.0	0	0	0	0	0	0	0	0	0	0	0	0	0	0	0	0	0	0	0	1	0	W	23-9		
<b>2018 TOTALS</b>		<b>15-0</b>	<b>0</b>	<b>0</b>	<b>0</b>	<b>0.0</b>	<b>0.0</b>	<b>0</b>	<b>0</b>	<b>0</b>	<b>0</b>	<b>0</b>	<b>0</b>	<b>0</b>	<b>0</b>	<b>0</b>	<b>0</b>	<b>0</b>	<b>0</b>	<b>0</b>	<b>0</b>	<b>0</b>	<b>0</b>	<b>0</b>	<b>0</b>	<b>0</b>	<b>0</b>	<b>0</b>	<b>12-4</b>			



### 2019 GAME-BY-GAME REGULAR-SEASON STATISTICS (CHARGERS)

DATE	OPPONENT	P/S	TACKLES							INTERCEPTIONS				FUMBLES			ST			MISC		W/L/T	SCORE								
			TK	S	A	SK	YDS	TFL	YDS	QBH	NO	YDS	LG	TD	PD	FF	FR	TD	YDS	TK	S			A	FF	FR	S	A			
09/08	Colts	P	9	7	2	0.0	0.0	0	0	0	0	0	0	0	0	0	0	0	0	0	0	0	0	0	0	W	30-24+				
09/15	at Lions	S	8	6	2	0.0	0.0	0	0	0	0	0	0	0	0	0	0	0	0	0	0	0	0	0	L	10-13					
09/22	Texans	S	3	2	1	0.0	0.0	1	3	0	0	0	0	0	0	1	0	0	0	0	0	0	0	0	L	20-27					
09/29	at Dolphins	P	0	0	0	0.0	0.0	0	0	0	0	0	0	0	0	0	0	0	0	0	0	0	0	0	W	30-10					
10/06	Broncos	P	0	0	0	0.0	0.0	0	0	0	0	0	0	0	0	0	0	0	0	0	0	0	0	0	L	13-20					
10/13	Steelers	P	0	0	0	0.0	0.0	0	0	0	0	0	0	0	0	0	0	0	0	0	0	0	0	0	L	17-24					
10/20	at Titans	P	0	0	0	0.0	0.0	0	0	0	0	0	0	0	0	0	0	0	0	0	0	0	0	0	L	20-23					
10/27	at Bears	P	0	0	0	0.0	0.0	0	0	0	0	0	0	0	0	0	0	0	0	0	0	0	0	0	W	17-16					
11/03	Packers	P	0	0	0	0.0	0.0	0	0	0	0	0	0	0	0	0	0	0	0	0	0	0	0	0	W	26-11					
11/07	at Raiders	P	0	0	0	0.0	0.0	0	0	0	0	0	0	0	0	0	0	0	0	0	0	0	0	0	L	24-26					
11/18	Chiefs	P	0	0	0	0.0	0.0	0	0	0	0	0	0	0	0	0	0	0	0	0	0	0	0	0	L	17-24					
12/01	at Broncos	S	9	5	4	0.0	0.0	0	0	0	0	0	0	0	0	0	0	0	0	0	0	0	0	0	L	20-23					
12/08	at Jaguars	S	5	4	1	0.0	0.0	1	5	0	0	0	0	0	0	0	0	0	0	0	0	0	0	0	W	45-10					
12/15	Vikings	P	1	1	0	0.0	0.0	0	0	0	0	0	0	0	0	0	0	0	0	0	0	0	0	0	L	10-39					
12/22	Raiders	P	0	0	0	0.0	0.0	0	0	0	0	0	0	0	0	0	0	0	0	0	0	0	0	0	L	17-24					
12/29	at Chiefs	P	0	0	0	0.0	0.0	0	0	0	0	0	0	0	0	0	0	0	0	0	0	0	0	0	L	21-31					
<b>2019 TOTALS</b>			<b>16-4</b>	<b>35</b>	<b>25</b>	<b>10</b>	<b>0.0</b>	<b>0.0</b>	<b>2</b>	<b>8</b>	<b>0</b>	<b>0</b>	<b>0</b>	<b>0</b>	<b>0</b>	<b>1</b>	<b>0</b>	<b>0</b>	<b>0</b>	<b>0</b>	<b>0</b>	<b>0</b>	<b>6</b>	<b>5</b>	<b>1</b>	<b>0</b>	<b>0</b>	<b>0</b>	<b>0</b>	<b>0</b>	<b>5-11</b>

+ - Overtime

### 2020 GAME-BY-GAME REGULAR-SEASON STATISTICS (CHARGERS)

DATE	OPPONENT	P/S	TACKLES							INTERCEPTIONS				FUMBLES			ST			MISC		W/L	SCORE								
			TK	S	A	SK	YDS	TFL	YDS	QBH	NO	YDS	LG	TD	PD	FF	FR	TD	YDS	TK	S			A	FF	FR	S	A			
09/13	at Bengals	P	0	0	0	0.0	0.0	0	0	0	0	0	0	0	0	0	0	0	0	0	0	0	0	0	0	W	16-13				
09/20	Chiefs	P	0	0	0	0.0	0.0	0	0	0	0	0	0	0	0	0	0	0	0	0	0	0	0	0	0	L	20-23+				
09/27	Panthers	P	0	0	0	0.0	0.0	0	0	0	0	0	0	0	0	0	0	0	0	0	0	0	0	0	0	L	16-21				
10/04	at Buccaneers	P	0	0	0	0.0	0.0	0	0	0	0	0	0	0	0	0	0	0	0	0	0	0	0	0	0	L	31-38				
10/12	at Saints	P	5	4	1	0.0	0.0	0	0	0	0	0	0	0	1	0	0	0	0	0	0	0	0	0	0	L	27-30+				
10/25	Jaguars	P	0	0	0	0.0	0.0	0	0	0	0	0	0	0	0	0	0	0	0	0	0	0	0	0	0	W	39-29				
11/01	at Broncos	P	2	2	0	0.0	0.0	0	0	0	0	0	0	0	0	0	0	0	0	0	0	0	0	0	0	L	30-31				
11/08	Raiders																									L	26-31				
11/15	at Dolphins																									L	21-29				
11/22	Jets																								W	34-28					
11/29	at Bills	P	0	0	0	0.0	0.0	0	0	0	0	0	0	0	0	0	0	0	0	0	0	0	0	0	0	L	17-27				
12/06	Patriots	P	0	0	0	0.0	0.0	0	0	0	0	0	0	0	0	0	0	0	0	0	0	0	0	0	0	L	0-45				
12/13	Falcons	P	0	0	0	0.0	0.0	0	0	0	0	0	0	0	0	0	0	0	0	0	0	0	0	0	0	W	20-17				
12/17	at Raiders	P	0	0	0	0.0	0.0	0	0	0	0	0	0	0	0	0	0	0	0	0	0	0	0	0	0	W	30-27+				
12/27	Broncos	P	0	0	0	0.0	0.0	0	0	0	0	0	0	0	0	0	0	0	0	0	0	0	0	0	0	W	19-16				
01/03	at Chiefs	P	0	0	0	0.0	0.0	0	0	0	0	0	0	0	0	0	0	0	0	0	0	0	0	0	0	W	38-21				
<b>2020 TOTALS</b>			<b>13-0</b>	<b>7</b>	<b>6</b>	<b>1</b>	<b>0.0</b>	<b>0.0</b>	<b>0</b>	<b>0</b>	<b>0</b>	<b>0</b>	<b>0</b>	<b>0</b>	<b>0</b>	<b>0</b>	<b>0</b>	<b>0</b>	<b>0</b>	<b>0</b>	<b>0</b>	<b>0</b>	<b>0</b>	<b>0</b>	<b>0</b>	<b>0</b>	<b>0</b>	<b>0</b>	<b>0</b>	<b>0</b>	<b>7-9</b>

+ - Overtime



# 33

# DALLIS FLOWERS

CORNERBACK



**DALLIS FLOWERS:** SIGNED BY THE COLTS AS AN UNDRAFTED FREE AGENT ON MAY 13, 2022.



**6-1 • 230 LBS**  
**NFL EXP: ROOKIE**  
**BORN: 8/26/98**



**COLLEGE:**  
**PITTSBURG STATE**

## 4TH-AND-SHORT

- Was a two-time NAIA All-American (2019-20) at Grand View.
- Earned First Team All-MIAA honors at Pittsburg State in 2021.

### NFL HIGHLIGHTS

- In 2022, he has appeared in 10 games and has recorded two tackles, one forced fumble, one fumble recovery and six special teams stops. He also has returned three punts for 13 yards and 13 kickoff returns for 443 yards. In Week 12 vs. Pittsburgh, he returned an 89-yard kickoff to begin the second half. It marked the longest kickoff return by a Colts player since Isaiah Rodgers Sr. in Week 5 of 2020 (101) and was the longest kickoff return by a rookie this season. It was also the longest non-scoring kickoff return by an Indianapolis player since Brad Pyatt in Week 5 of 2003 (90). Flowers (118) and Isaiah Rodgers Sr. (107) recorded over 100 kickoff return yards. They are the first duo on the same team to each tally at least 100 kickoff return yards since Eric Decker and Cassius Vaughn for the Denver Broncos in Week 17 of 2010. In Week 13 at Dallas, he returned six kickoffs for 150 yards which is tied for the fourth most kickoffs returned and sixth most kickoff return yards by a rookie in franchise history. In Week 15 at Minnesota, he recorded five kickoff returns for 175 yards (35.0 avg.). His 175 return yards are the second-most by a single player in an NFL game this season.



@21degrees21



@\_dallo21



## COLLEGE HIGHLIGHTS

- He saw action in 11 games (nine starts) in one season (2021) at Pittsburg State and tallied 21 tackles (16 solo), 1.5 tackles for loss, 10 passes defended and four interceptions. He also returned 17 kicks for 573 yards and two touchdowns. Before Pittsburgh State, he attended Grand View (2018-20) and was a two-time NAIA All-America selection. Flowers also attended Robert Morris (Ill.) and Tiffin prior to Grand View.
- In 2021, he earned First Team All-MIAA honors at Pittsburg State.
- Prior to Pittsburg State, he was a two-time NAIA All-America selection as a kick returner and cornerback at Grand View (2019-20). He was also a member of the basketball team at Grand View. At Robert Morris, Flowers was a member of the football and basketball teams.

## PERSONAL

- Attended Oak Park-River Forest High School in Oak Park, Ill.
- Was an all-conference and all-area honoree at Oak Park-River Forest
- Received an invitation to the 2022 East-West Shrine Bowl.
- Received his master's degree in health, human performance and recreation.
- A native of Chicago, Ill.

## DALLIS FLOWERS' - NFL REGULAR SEASON STATISTICS

DATE	TEAM	GP	GS	TACKLES							INTERCEPTIONS					FUMBLES			ST				MISC			
				TK	S	A	TFL	YDS	SK	YDS	QBH	NO	YDS	LG	TD	PD	FF	FR	TD	YDS	TK	S	A	FF	FR	S
2022	Colts	10	0	2	2	0	0	0	0.0	0.0	0	0	0	0	0	0	0	0	0	6	4	2	1	1	0	0
<b>TOTALS</b>		<b>10</b>	<b>0</b>	<b>2</b>	<b>2</b>	<b>0</b>	<b>0</b>	<b>0</b>	<b>0.0</b>	<b>0.0</b>	<b>0</b>	<b>0</b>	<b>0</b>	<b>0</b>	<b>0</b>	<b>0</b>	<b>0</b>	<b>0</b>	<b>0</b>	<b>6</b>	<b>4</b>	<b>2</b>	<b>1</b>	<b>1</b>	<b>0</b>	<b>0</b>

## DALLIS FLOWERS' - NFL REGULAR SEASON STATISTICS

DATE	TEAM	GP	GS	RUSHING					RECEIVING				
				NO.	YDS.	AVG.	LG	TD	NO.	YDS.	AVG.	LG	TD
2022	Colts	10	0	0	0	0.0	0	0	0	0	0.0	0	0
<b>TOTALS</b>		<b>10</b>	<b>0</b>	<b>0</b>	<b>0</b>	<b>0.0</b>	<b>0</b>	<b>0</b>	<b>0</b>	<b>0</b>	<b>0.0</b>	<b>0</b>	<b>0</b>

## DALLIS FLOWERS' - NFL REGULAR SEASON STATISTICS

DATE	TEAM	KICKOFF RETURNS					PUNT RETURNS					
		RET.	YDS.	AVG.	LG	TD	NO.	FC	YDS.	AVG.	LG	TD
2022	Colts	13	443	34.1	89	0	3	6	13	4.3	9	0
<b>TOTALS</b>		<b>13</b>	<b>443</b>	<b>34.1</b>	<b>89</b>	<b>0</b>	<b>3</b>	<b>6</b>	<b>13</b>	<b>4.3</b>	<b>9</b>	<b>0</b>





SINGLE-GAME HIGHS: DEFENSIVE

**Total Tackles** 2 at Minnesota Vikings, Dec 17, 2022  
**Solo Tackles** 2 at Minnesota Vikings, Dec 17, 2022

**Special Teams Tackles** 2 vs. Washington Commanders, Oct 30, 2022  
 1 at Tennessee Titans, Oct 23, 2022  
 ...1 more at 1.

2022 GAME-BY-GAME REGULAR-SEASON STATISTICS (COLTS)

DATE	OPPONENT	P/S	TACKLES							INTERCEPTIONS					FUMBLES				ST			MISC		SCORE						
			TK	S	A	SK	YDS	TFL	YDS	QBH	NO	YDS	LG	TD	PD	FF	FR	TD	YDS	TK	S	A	FF		FR	S	A	W/L/T		
09/11	at Texans									ON INACTIVE LIST																		T	20-20	
09/18	at Jaguars									ON INACTIVE LIST																			L	0-24
09/25	Chiefs									ON INACTIVE LIST																			W	20-17
10/02	Titans									ON INACTIVE LIST																			L	17-24
10/06	at Broncos	P	0	0	0	0.0	0.0	0	0	0	0	0	0	0	0	0	0	0	0	1	1	0	1	0	0	0	0	W	12-9+	
10/16	Jaguars	P	0	0	0	0.0	0.0	0	0	0	0	0	0	0	0	0	0	0	0	0	0	0	0	0	0	0	0	W	34-27	
10/23	at Titans	P	0	0	0	0.0	0.0	0	0	0	0	0	0	0	0	0	0	0	0	1	1	0	0	0	0	0	0	L	10-19	
10/30	Commanders	P	0	0	0	0.0	0.0	0	0	0	0	0	0	0	0	0	0	0	2	2	0	0	0	0	0	0	0	L	16-17	
11/06	at Patriots	P	0	0	0	0.0	0.0	0	0	0	0	0	0	0	0	0	0	0	0	1	0	1	0	0	0	0	0	L	3-26	
11/13	at Raiders	P	0	0	0	0.0	0.0	0	0	0	0	0	0	0	0	0	0	0	0	0	0	0	0	0	0	0	0	W	25-20	
11/20	Eagles	P	0	0	0	0.0	0.0	0	0	0	0	0	0	0	0	0	0	0	0	0	0	0	0	0	0	0	0	L	16-17	
11/28	Steelers	P	0	0	0	0.0	0.0	0	0	0	0	0	0	0	0	0	0	0	0	0	0	0	0	0	0	0	0	L	17-24	
12/04	at Cowboys	P	0	0	0	0.0	0.0	0	0	0	0	0	0	0	0	0	0	0	1	0	1	0	0	0	0	0	0	L	19-54	
12/17	at Vikings	P	2	2	0	0.0	0.0	0	0	0	0	0	0	0	0	0	0	0	0	0	0	0	1	0	0	0	0	L	36-39+	
<b>2022 TOTALS</b>		<b>10-0</b>	<b>2</b>	<b>2</b>	<b>0</b>	<b>0.0</b>	<b>0.0</b>	<b>0</b>	<b>0</b>	<b>0</b>	<b>0</b>	<b>0</b>	<b>0</b>	<b>0</b>	<b>0</b>	<b>0</b>	<b>0</b>	<b>0</b>	<b>6</b>	<b>4</b>	<b>2</b>	<b>1</b>	<b>1</b>	<b>0</b>	<b>0</b>	<b>0</b>	<b>4-9-1</b>			

+ - Overtime

2022 GAME-BY-GAME REGULAR-SEASON STATISTICS (COLTS)

DATE	OPPONENT	P/S	KICKOFF RETURNS					PUNT RETURNS					W/L	SCORE	
			RET	YDS	AVG	LG	TD	NO	FC	YDS	AVG	LG			TD
09/11	at Texans							ON INACTIVE LIST					T	20-20	
09/18	at Jaguars							ON INACTIVE LIST					L	0-24	
09/25	Chiefs							ON INACTIVE LIST					W	20-17	
10/02	Titans							ON INACTIVE LIST					L	17-24	
10/06	at Broncos	P	0	0	0.0	0	0	1	0	9	9.0	9	0	W	12-9+
10/16	Jaguars	P	0	0	0.0	0	0	0	0	0	0.0	0	0	W	34-27
10/23	at Titans	P	0	0	0.0	0	0	0	0	0	0.0	0	0	L	10-19
10/30	Commanders	P	0	0	0.0	0	0	0	0	0	0.0	0	0	L	16-17
11/06	at Patriots	P	0	0	0.0	0	0	0	0	0	0.0	0	0	L	3-26
11/13	at Raiders	P	0	0	0.0	0	0	0	0	0	0.0	0	0	W	25-20
11/20	Eagles	P	0	0	0.0	0	0	0	0	0	0.0	0	0	L	16-17
11/28	Steelers	P	2	118	59.0	89	0	0	1	0	0.0	0	0	L	17-24
12/04	at Cowboys	P	6	150	25.0	27	0	1	2	4	4.0	4	0	L	19-54
12/17	at Vikings	P	5	175	35.0	49	0	1	3	0	0.0	0	0	L	36-39+
<b>2022 TOTALS</b>		<b>10-0</b>	<b>13</b>	<b>443</b>	<b>34.1</b>	<b>89</b>	<b>0</b>	<b>3</b>	<b>6</b>	<b>13</b>	<b>4.3</b>	<b>9</b>	<b>0</b>	<b>4-9</b>	

+ - Overtime

9

NICK FOLES

QUARTERBACK



**NICK FOLES:** SIGNED BY THE COLTS  
AS A FREE AGENT ON MAY 23, 2022.

**6-6 • 243 LBS**  
**NFL EXP: 11**  
**(1ST YEAR WITH THE COLTS)**  
**BORN: 1/20/89**



COLLEGE:  
ARIZONA

## 4TH-AND-SHORT

- 1x Pro Bowl selection (2013).
- 1x Super Bowl MVP (Super Bowl LII).
- Has played in 68 career games (56 starts) in his time with the Bears (2020-21), Jaguars (2019), Eagles (2012-14, 2017-18), Chiefs (2016) and Rams (2015) and has completed 1,277-of-2,045 passes for 14,003 yards with 82 touchdowns and 43 interceptions.
- One of six quarterbacks in NFL history to throw an NFL-record seven touchdown passes in a single game.
- Wrote the book, *Believe It*, which discusses his journey of success, failure and overcoming the odds. Donated all profits from the book to charity.
- Played alongside current Ravens kicker Justin Tucker at Westlake High School.







## WESTLAKE HIGH SCHOOL LEGACIES

Foles knew exactly what he was getting into when he decided to attend Westlake High School, the once stomping grounds of former New Orleans quarterback Drew Brees who held numerous records including passing yards and passing touchdowns. Foles would soon shatter those records throwing for 5,658 yards and 56 touchdowns in his two-year career which would soon be broken by Sam Ehlinger who went on to throw for 5,721 yards and 69 touchdowns. The two never shared a classroom but now Foles and Ehlinger share a quarterback room with Matt Ryan getting to carry on the Westlake High School quarterback legacy.

## NFL HIGHLIGHTS CONT...

games and tallied the highest completion percentage in NFL single-postseason history (72.6). He became the third player in NFL history to tally a passing touchdown, rushing touchdown and receiving touchdown in the same postseason (Kordell Stewart, Freeman McNeil). Named Super Bowl LII MVP after he completed 28-of-43 passes for 373 yards and three touchdowns with one interception for a 106.1 passer rating. He also recorded a one-yard receiving touchdown.

- Saw action in three games (one start) in 2016 with Kansas City and completed 36-of-55 passes for 410 yards and three touchdowns for a 105.9 passer rating.
- In 2015, he started all 11 games he saw action in and completed 190-of-337 passes for 2,052 yards and seven touchdowns with 10 interceptions. On the ground, he contributed 17 carries for 20 yards and one touchdown.
- Started all eight games he appeared in during the 2014 season and completed 186-of-311 passes for 2,163 yards and 13 touchdowns with 10 interceptions. Added 16 carries for 68 yards. He was placed on the Injured Reserve list on Sept. 9, 2019 after suffering a broken collarbone.
- In 2013, he was selected to the Pro Bowl after he appeared in 13 games (10 starts) and completed 203-of-317 passes for a single-season career-high 2,891 yards and 27 touchdowns with only two interceptions. Set single-season career highs in carries (57), rushing yards (221) and rushing touchdowns (three). Named the NFC Offensive Player of the Month in November after he led Philadelphia to a 3-0 record and completed 51-of-72 passes for 932 yards and 10 touchdowns with zero interceptions for a 152.8 passer rating. Selected as the NFC Offensive Player of the Week twice (Week 6 and Week 9). In a Week 9 win at Oakland, he completed 22-of-28 passes for 406 yards and a single-game career-high seven touchdowns with no interceptions for a 158.3 passer rating. He is one of six quarterbacks to throw an NFL-record seven touchdown passes in a single game. Started one postseason contest and completed 23-of-33 passes for 195 yards and two touchdowns.
- Saw action in seven games (six starts) in 2012 and completed 161-of-265 passes for 1,699 yards and six touchdowns with five interceptions. On the ground, he registered 11 carries for 42 yards and one touchdown.

## NFL HIGHLIGHTS

- Has played in 69 career games (56 starts) in his time with the Colts (2022), Chicago Bears (2020-21), Jacksonville Jaguars (2019), Philadelphia Eagles (2012-14, 2017-18), Kansas City Chiefs (2016) and St. Louis Rams (2015) and has completed 1,277-of-2,045 passes for 14,003 yards with 82 touchdowns and 43 interceptions. He has also registered 149 carries for 399 yards and six touchdowns. Foles has started six postseason contests and has completed 143-of-210 passes for 1,633 yards with 11 touchdowns and five interceptions. He has also recorded one receiving touchdown and one rushing touchdown.
- Has appeared in one game in 2022, but did not record any statistics.
- In 2021, he started one game and completed 24-of-35 passes for 250 yards and one touchdown. Added four carries for eight yards.
- Saw action in nine games (seven starts) in 2020 and completed 202-of-312 passes for 1,852 yards and 10 touchdowns with eight interceptions. On the ground, he registered 16 carries for one yard and one touchdown.
- In 2019, he started all four games he saw action in and completed 77-of-117 passes for 736 yards and three touchdowns with two interceptions. Also contributed four carries for 23 yards. Spent part of the season on the Injured Reserve list.
- Started the final five games of the 2018 regular season and led the Eagles to a 4-1 record after he completed 141-of-195 passes for 1,413 yards and seven touchdowns with four interceptions. Added nine carries for 17 yards and one touchdown. Named NFC Offensive Player of the Week in a Week 16 win after he completed 35-of-49 passes for 471 yards and four touchdowns with one interception for a 120.4 passer rating. Started two postseason games and completed 43-of-71 passes for 467 yards and three touchdowns with four interceptions. Also registered a rushing touchdown.
- In 2017, he appeared in seven games (three starts) and completed 57-of-101 passes for 537 yards and five touchdowns with two interceptions. Started three postseason contests, including Super Bowl LII, and completed 77-of-106 passes for 971 yards and six touchdowns with only one interception for a 115.7 passer rating. He also recorded a one-yard receiving touchdown. He posted 100-plus passer ratings in all three playoff



### COLLEGE HIGHLIGHTS

- Appeared in 36 total games (32 starts) at Arizona (2008-11) and Michigan State (2007) and completed 935-of-1,394 passes for 10,047 yards and 67 touchdowns with 33 interceptions. He finished as Arizona's all-time leader in completions, attempts, passing yards and passing touchdowns.
- As a redshirt senior, he earned All-PAC 12 honorable mention accolades after he saw action in 12 games (11 starts) and completed 387-of-560 passes for single-season school-record 4,334 yards and 28 touchdowns with 14 interceptions. He set a school record with 208 pass attempts without an interception.
- In 2010, he garnered All-PAC 12 honorable mention honors after he started all 11 games he competed in and completed 286-of-426 passes for 3,191 yards and 20 touchdowns with 10 interceptions.
- As a redshirt sophomore, he appeared in 12 games (10 starts) and completed 257-of-400 passes for 2,465 yards and 19 touchdowns with nine interceptions.
- Redshirted the 2008 season.
- In 2007 at Michigan State, he saw action in one game and completed 5-of-8 passes for 57 yards.

### PERSONAL

- Attended Westlake (Texas) High School and set school records for passing yards and passing touchdowns.
- At Westlake High School, he was teammates with current Ravens kicker Justin Tucker.
- Also played basketball and was recruited by multiple Division I programs.
- Wrote the book, *Believe It*, which discusses his journey of success, failure and overcoming the odds. Appeared on the *Publishers Weekly* and *USA Today* best-seller lists. Donated all proceeds from the book's profits to charity.
- Co-hosts a podcast called Mission of Truth with former teammate Chris Maragos.
- Married to his wife, Tori, and they have a daughter, Lily, and a son, Duke.
- Majored in communication.
- A native of Austin, Texas.

### ADDITIONAL TRANSACTIONS

- Released by the Chicago Bears on May 1, 2022.
- Acquired by the Bears in a trade with the Jacksonville Jaguars on March 18, 2020.
- Signed by Jacksonville as an unrestricted free agent on March 14, 2019.
- Signed by the Philadelphia Eagles as an unrestricted free agent on March 13, 2017.
- Signed by the Kansas City Chiefs as a free agent on August 5, 2016.
- Released by the Los Angeles Rams on July 27, 2016.
- Acquired by the St. Louis Rams in a trade with Philadelphia on March 10, 2015.
- Selected by the Eagles in third round (88th overall) of the 2012 NFL Draft.



## NICK FOLES' - NFL REGULAR SEASON STATISTICS

DATE	TEAM	GP	GS	ATT.	CMP.	PCT.	YDS	AVG.	TD	INT.	LG	SK	LST	RATE
2012	Eagles	7	6	265	161	60.8	1,699	6.4	6	5	46	20	131	79.1
2013	Eagles	13	10	317	203	64.0	2,891	9.1	27	2	63t	28	173	119.2
2014	Eagles	8	8	311	186	59.8	2,163	7.0	13	10	68t	9	74	81.4
2015	Rams	11	11	337	190	56.4	2,052	6.1	7	10	68	14	98	69.0
2016	Chiefs	3	1	55	36	65.5	410	7.5	3	0	49	4	34	105.9
2017	Eagles	7	3	101	57	56.4	537	5.3	5	2	35	5	44	79.5
2018	Eagles	5	5	195	141	72.3	1,413	7.2	7	4	83t	9	47	96.0
2019	Jaguars	4	4	117	77	65.8	736	6.3	3	2	39	8	60	84.6
2020	Bears	9	7	312	202	64.7	1,852	5.9	10	8	50	18	145	80.8
2021	Bears	5	2	35	24	68.6	250	7.1	1	0	30	4	21	98.5
2022	Colts	1	0	0	0	0.0	0	0.0	0	0	0	0	0	0.0
<b>TOTALS</b>		<b>73</b>	<b>57</b>	<b>2,045</b>	<b>1,277</b>	<b>62.4</b>	<b>14,003</b>	<b>6.8</b>	<b>82</b>	<b>43</b>	<b>83T</b>	<b>119</b>	<b>827</b>	<b>87.3</b>

## NICK FOLES' - NFL POSTSEASON STATISTICS

DATE	TEAM	GP	GS	ATT.	CMP.	PCT.	YDS	AVG.	TD	INT.	LG	SK	LST	RATE
2013	Eagles	1	1	33	23	69.7	195	5.9	2	0	40	2	19	105.0
2016	Chiefs	0	0	0	0	0.0	0	0.0	0	0	0	0	0	0.0
2017	Eagles	3	3	106	77	72.6	971	9.2	6	1	55	2	14	115.7
2018	Eagles	2	2	71	43	60.6	467	6.6	3	4	37t	1	8	70.6
2020	Bears	0	0	0	0	0.0	0	0.0	0	0	0	0	0	0.0
<b>TOTALS</b>		<b>6</b>	<b>6</b>	<b>210</b>	<b>143</b>	<b>68.1</b>	<b>1,633</b>	<b>7.8</b>	<b>11</b>	<b>5</b>	<b>55</b>	<b>5</b>	<b>41</b>	<b>98.8</b>

## NICK FOLES' - NFL REGULAR SEASON STATISTICS

DATE	TEAM	NO.	YDS.	AVG.	LG	TD
2012	Eagles	11	42	3.8	14	1
2013	Eagles	57	221	3.9	21	3
2014	Eagles	16	68	4.3	14	0
2015	Rams	17	20	1.2	10	1
2016	Chiefs	4	-4	-1.0	0	0
2017	Eagles	11	3	0.3	9	0
2018	Eagles	9	17	1.9	4	0
2019	Jaguars	4	23	5.8	13	0
2020	Bears	15	2	0.1	7	1
2021	Bears	4	8	2.0	8	0
2022	Colts	0	0	0.0	0	0
<b>TOTALS</b>		<b>148</b>	<b>400</b>	<b>2.7</b>	<b>21</b>	<b>6</b>

## NICK FOLES' - NFL POSTSEASON STATISTICS

DATE	TEAM	NO.	YDS.	AVG.	LG	TD
2013	Eagles	1	3	3.0	3	0
2016	Chiefs	0	0	0.0	0	0
2017	Eagles	5	-2	-0.4	1	0
2018	Eagles	3	-1	-0.3	1t	1
2020	Bears	0	0	0.0	0	0
<b>TOTALS</b>		<b>9</b>	<b>0</b>	<b>0.0</b>	<b>3</b>	<b>1</b>



## NICK FOLES' - NFL REGULAR SEASON STATISTICS

DATE	TEAM	GP	GS	PASSING											RUSHING				
				ATT.	CMP.	PCT.	YDS	AVG.	TD	INT.	LG	SK	LST	RATE	NO.	YDS.	AVG.	LG	TD
2012	Eagles	7	6	265	161	60.8	1,699	6.4	6	5	46	20	131	79.1	11	42	3.8	14	1
2013	Eagles	13	10	317	203	64.0	2,891	9.1	27	2	63t	28	173	119.2	57	221	3.9	21	3
2014	Eagles	8	8	311	186	59.8	2,163	7.0	13	10	68t	9	74	81.4	16	68	4.3	14	0
2015	Rams	11	11	337	190	56.4	2,052	6.1	7	10	68	14	98	69.0	17	20	1.2	10	1
2016	Chiefs	3	1	55	36	65.5	410	7.5	3	0	49	4	34	105.9	4	-4	-1.0	0	0
2017	Eagles	7	3	101	57	56.4	537	5.3	5	2	35	5	44	79.5	11	3	0.3	9	0
2018	Eagles	5	5	195	141	72.3	1,413	7.2	7	4	83t	9	47	96.0	9	17	1.9	4	0
2019	Jaguars	4	4	117	77	65.8	736	6.3	3	2	39	8	60	84.6	4	23	5.8	13	0
2020	Bears	9	7	312	202	64.7	1,852	5.9	10	8	50	18	145	80.8	15	2	0.1	7	1
2021	Bears	5	2	35	24	68.6	250	7.1	1	0	30	4	21	98.5	4	8	2.0	8	0
2022	Colts	1	0	0	0	0.0	0	0.0	0	0	0	0	0	0.0	0	0	0.0	0	0
<b>TOTALS</b>		<b>73</b>	<b>57</b>	<b>2,045</b>	<b>1,277</b>	<b>62.4</b>	<b>14,003</b>	<b>6.8</b>	<b>82</b>	<b>43</b>	<b>83T</b>	<b>119</b>	<b>827</b>	<b>87.3</b>	<b>148</b>	<b>400</b>	<b>2.7</b>	<b>21</b>	<b>6</b>

## NICK FOLES' - NFL POSTSEASON STATISTICS

DATE	TEAM	GP	GS	PASSING											RUSHING				
				ATT.	CMP.	PCT.	YDS	AVG.	TD	INT.	LG	SK	LST	RATE	NO.	YDS.	AVG.	LG	TD
2013	Eagles	1	1	33	23	69.7	195	5.9	2	0	40	2	19	105.0	1	3	3.0	3	0
2016	Chiefs	0	0	0	0	0.0	0	0.0	0	0	0	0	0	0.0	0	0	0.0	0	0
2017	Eagles	3	3	106	77	72.6	971	9.2	6	1	55	2	14	115.7	5	-2	-0.4	1	0
2018	Eagles	2	2	71	43	60.6	467	6.6	3	4	37t	1	8	70.6	3	-1	-0.3	1t	1
2020	Bears	0	0	0	0	0.0	0	0.0	0	0	0	0	0	0.0	0	0	0.0	0	0
<b>TOTALS</b>		<b>6</b>	<b>6</b>	<b>210</b>	<b>143</b>	<b>68.1</b>	<b>1,633</b>	<b>7.8</b>	<b>11</b>	<b>5</b>	<b>55</b>	<b>5</b>	<b>41</b>	<b>98.8</b>	<b>9</b>	<b>0</b>	<b>0.0</b>	<b>3</b>	<b>1</b>

## SINGLE-GAME HIGHS: QUARTERBACK

<b>Pass Attempts</b>	62 at Arizona Cardinals, Oct 26, 2014 52 at Tennessee Titans, Nov 08, 2020 51 at Tampa Bay Buccaneers, Dec 09, 2012	<b>Passer Rating</b>	158.3 at Oakland Raiders, Nov 03, 2013 149.3 at Green Bay Packers, Nov 10, 2013 135.2 at Indianapolis Colts, Oct 30, 2016
<b>Pass Completions</b>	36 at Tennessee Titans, Nov 08, 2020 ...1 more at 36.	<b>Rush Attempts</b>	9 vs. Arizona Cardinals, Dec 01, 2013 ...1 more at 9.
<b>Yards Passing</b>	471 vs. Houston Texans, Dec 23, 2018 428 at Minnesota Vikings, Dec 15, 2013 411 at Arizona Cardinals, Oct 26, 2014	<b>Rushing Yards</b>	47 vs. Washington Redskins, Nov 17, 2013 41 at Minnesota Vikings, Dec 15, 2013 38 at Green Bay Packers, Nov 10, 2013
<b>TD Passes</b>	7 at Oakland Raiders, Nov 03, 2013 4 vs. Houston Texans, Dec 23, 2018 ...1 more at 4.	<b>Rushing Average</b>	5.2 vs. Washington Redskins, Nov 17, 2013 4.8 at Green Bay Packers, Nov 10, 2013 2.4 vs. Arizona Cardinals, Dec 01, 2013
<b>Long Passes</b>	83t vs. Houston Texans, Dec 23, 2018 68 at Green Bay Packers, Oct 11, 2015 ...1 more at 68.	<b>Longest Runs</b>	21 at Minnesota Vikings, Dec 15, 2013 20 vs. Detroit Lions, Dec 08, 2013 16 at Green Bay Packers, Nov 10, 2013
<b>Completion Percentage</b>	84.8 at Washington Redskins, Dec 30, 2018 84.0 vs. Chicago Bears, Dec 22, 2013 78.6 at Oakland Raiders, Nov 03, 2013	<b>Rushing TDs</b>	1 at Carolina Panthers, Oct 18, 2020 ...5 more at 1.



## SINGLE-GAME HIGHS - POSTSEASON: QUARTERBACK

<b>Pass Attempts</b>	43 at New England Patriots, Feb 04, 2018 40 at Chicago Bears, Jan 06, 2019 33 vs. Minnesota Vikings, Jan 21, 2018 ...1 more at 33.	<b>Passer Rating</b>	141.4 vs. Minnesota Vikings, Jan 21, 2018 106.1 at New England Patriots, Feb 04, 2018 105.0 vs. New Orleans Saints, Jan 04, 2014
<b>Pass Completions</b>	28 at New England Patriots, Feb 04, 2018 26 vs. Minnesota Vikings, Jan 21, 2018 25 at Chicago Bears, Jan 06, 2019	<b>Rush Attempts</b>	5 vs. Atlanta Falcons, Jan 13, 2018 2 at New Orleans Saints, Jan 13, 2019 1 at Chicago Bears, Jan 06, 2019 ...1 more at 1.
<b>Yards Passing</b>	373 at New England Patriots, Feb 04, 2018 352 vs. Minnesota Vikings, Jan 21, 2018 266 at Chicago Bears, Jan 06, 2019	<b>Rushing Yards</b>	3 vs. New Orleans Saints, Jan 04, 2014 3 vs. New Orleans Saints, Jan 04, 2014
<b>TD Passes</b>	3 at New England Patriots, Feb 04, 2018 ...1 more at 3.	<b>Longest Runs</b>	1t at New Orleans Saints, Jan 13, 2019 ...1 more at 1.
<b>Long Passes</b>	55 at New England Patriots, Feb 04, 2018 53t vs. Minnesota Vikings, Jan 21, 2018 50 vs. Minnesota Vikings, Jan 21, 2018	<b>Rushing TDs</b>	1 at New Orleans Saints, Jan 13, 2019
<b>Completion Percentage</b>	78.8 vs. Minnesota Vikings, Jan 21, 2018 76.7 vs. Atlanta Falcons, Jan 13, 2018 69.7 vs. New Orleans Saints, Jan 04, 2014		

## 300-YARD PASSING GAMES (11): REGULAR SEASON

DATE	TEAM	NO.	YDS.	AVG.	LG	TD
12/09/12	at Buccaneers	32	381	11.9	39	2
12/23/12	COMMANDER S	32	345	10.8	38	1
11/03/13	at Raiders	22	406	18.5	63t	7
12/15/13	at Vikings	30	428	14.3	51	3
09/07/14	JAGUARS	27	322	11.9	68t	2
09/15/14	at Colts	21	331	15.8	57	1
09/21/14	COMMANDER S	27	325	12.0	50	3
10/26/14	at Cardinals	36	411	11.4	54t	2
09/16/18	at Buccaneers	35	334	9.5	50	1
12/23/18	TEXANS	35	471	13.5	83t	4
11/08/20	at Titans	36	335	9.3	34	2

## 300-YARD PASSING GAMES (2): POSTSEASON

DATE	TEAM	NO.	YDS.	AVG.	LG	TD
01/21/18	VIKINGS	26	352	13.5	53t	3
02/04/18	at Patriots	28	373	13.3	55	3

## 2012 GAME-BY-GAME REGULAR-SEASON STATISTICS (EAGLES)

DATE	OPPONENT	P/S	PASSING										RUSHING				W/L	SCORE		
			ATT	CMP	YDS	PCT	Y/A	Y/C	TD	INT	LG	SK/YD	RATE	ATT	YDS	LG			TD	
09/09	at Browns																		W	17-16
09/16	Ravens																		W	24-23
09/23	at Cardinals																		L	6-27
09/30	Giants																		W	19-17
10/07	at Steelers																		L	14-16
10/14	Lions																		L	23-26+
10/28	Falcons																		L	17-30
11/05	at Saints																		L	13-28
11/11	Cowboys	P	32	22	219	68.8	6.8	10.0	1	1	44t	2/11	85.3	0	0	0	0	0	L	23-38
11/18	at Redskins	S	46	21	204	45.7	4.4	9.7	0	2	25	4/27	40.5	1	0	0	0	0	L	6-31
11/26	Panthers	S	21	16	119	76.2	5.7	7.4	0	0	16	1/12	89.2	1	0	0	0	0	L	22-30
12/02	at Cowboys	S	34	22	251	64.7	7.4	11.4	1	0	29	1/11	96.6	0	0	0	0	0	L	33-38
12/09	at Buccaneers	S	51	32	381	62.7	7.5	11.9	2	0	39	6/43	98.6	3	27	14	1	W	23-21	
12/13	Bengals	S	33	16	180	48.5	5.5	11.3	1	1	46	1/3	62.7	2	5	5	0	L	13-34	
12/23	Redskins	S	48	32	345	66.7	7.2	10.8	1	1	38	5/24	85.9	4	10	5	0	L	20-27	
12/30	at Giants																		L	7-42
<b>2012 TOTALS</b>			<b>7-6</b>	<b>265</b>	<b>161</b>	<b>1,699</b>	<b>60.8</b>	<b>6.4</b>	<b>10.6</b>	<b>6</b>	<b>5</b>	<b>46</b>	<b>20/131</b>	<b>79.1</b>	<b>11</b>	<b>42</b>	<b>14</b>	<b>1</b>	<b>4-12</b>	

+ - Overtime



## 2013 GAME-BY-GAME REGULAR-SEASON STATISTICS (EAGLES)

DATE	OPPONENT	P/S	PASSING											RUSHING				W/L	SCORE		
			ATT	CMP	YDS	PCT	Y/A	Y/C	TD	INT	LG	SK/YD	RATE	ATT	YDS	LG	TD				
09/09	at Redskins		DID NOT PLAY (NON-INJURY)																	W	33-27
09/15	Chargers	P	1	0	0	0.0	0.0	0.0	0	0	0	0/0	39.6	0	0	0	0	L	30-33		
09/19	Chiefs		DID NOT PLAY (NON-INJURY)																	L	16-26
09/29	at Broncos	P	4	3	49	75.0	12.3	16.3	1	0	37	0/0	155.2	0	0	0	0	L	20-52		
10/06	at Giants	P	25	16	197	64.0	7.9	12.3	2	0	28	1/3	114.9	3	1	3	0	W	36-21		
10/13	at Buccaneers	S	31	22	296	71.0	9.5	13.5	3	0	47t	1/9	133.3	3	2	4t	1	W	31-20		
10/20	Cowboys	S	29	11	80	37.9	2.8	7.3	0	0	16	3/15	46.2	3	25	12	0	L	3-17		
10/27	Giants		ON INACTIVE LIST																	L	7-15
11/03	at Raiders	S	28	22	406	78.6	14.5	18.5	7	0	63t	1/1	158.3	4	10	9	0	W	49-20		
11/10	at Packers	S	18	12	228	66.7	12.7	19.0	3	0	55t	3/17	149.3	8	38	16	0	W	27-13		
11/17	Redskins	S	26	17	298	65.4	11.5	17.5	0	0	49	3/22	104.3	9	47	14	1	W	24-16		
12/01	Cardinals	S	34	21	237	61.8	7.0	11.3	3	0	25	5/35	112.0	9	22	9	0	W	24-21		
12/08	Lions	S	22	11	179	50.0	8.1	16.3	1	1	44	0/0	73.9	6	23	20	1	W	34-20		
12/15	at Vikings	S	48	30	428	62.5	8.9	14.3	3	1	51	4/32	103.5	5	41	21	0	L	30-48		
12/22	Bears	S	25	21	230	84.0	9.2	11.0	2	0	32	2/5	131.7	2	17	10	0	W	54-11		
12/29	at Cowboys	S	26	17	263	65.4	10.1	15.5	2	0	35	5/34	124.4	5	-5	0	0	W	24-22		
<b>2013 TOTALS</b>		<b>13-10</b>	<b>317</b>	<b>203</b>	<b>2,891</b>	<b>64.0</b>	<b>9.1</b>	<b>14.2</b>	<b>27</b>	<b>2</b>	<b>63T</b>	<b>28/173</b>	<b>119.2</b>	<b>57</b>	<b>221</b>	<b>21</b>	<b>3</b>	<b>10-6</b>			

## 2014 GAME-BY-GAME REGULAR-SEASON STATISTICS (EAGLES)

DATE	OPPONENT	P/S	PASSING											RUSHING				W/L	SCORE		
			ATT	CMP	YDS	PCT	Y/A	Y/C	TD	INT	LG	SK/YD	RATE	ATT	YDS	LG	TD				
09/07	Jaguars	S	45	27	322	60.0	7.2	11.9	2	1	68t	5/47	87.5	0	0	0	0	W	34-17		
09/15	at Colts	S	37	21	331	56.8	8.9	15.8	1	1	57	0/0	84.4	4	22	7	0	W	30-27		
09/21	Redskins	S	41	27	325	65.9	7.9	12.0	3	0	50	0/0	114.4	4	12	9	0	W	37-34		
09/28	at 49ers	S	43	21	195	48.8	4.5	9.3	0	2	22	1/4	42.3	1	1	1	0	L	21-26		
10/05	Rams	S	37	24	207	64.9	5.6	8.6	2	1	24t	0/0	86.2	2	13	14	0	W	34-28		
10/12	Giants	S	34	21	248	61.8	7.3	11.8	2	2	26t	1/3	79.0	2	5	4	0	W	27-0		
10/26	at Cardinals	S	62	36	411	58.1	6.6	11.4	2	2	54t	0/0	75.4	2	14	11	0	L	20-24		
11/02	at Texans	S	12	9	124	75.0	10.3	13.8	1	1	59t	2/20	100.7	1	1	1	0	W	31-21		
11/10	Panthers		INACTIVE																	W	45-21
11/16	at Packers		ON INACTIVE LIST																	L	20-53
11/23	Titans		INACTIVE																	W	43-24
11/27	at Cowboys		INACTIVE																	W	33-10
12/07	Seahawks		INACTIVE																	L	14-24
12/14	Cowboys		INACTIVE																	L	27-38
12/20	at Redskins		INACTIVE																	L	24-27
12/28	at Giants		INACTIVE																	W	34-26
<b>2014 TOTALS</b>		<b>8-8</b>	<b>311</b>	<b>186</b>	<b>2,163</b>	<b>59.8</b>	<b>7.0</b>	<b>11.6</b>	<b>13</b>	<b>10</b>	<b>68T</b>	<b>9/74</b>	<b>81.4</b>	<b>16</b>	<b>68</b>	<b>14</b>	<b>0</b>	<b>10-6</b>			

## 2015 GAME-BY-GAME REGULAR-SEASON STATISTICS (RAMS)

DATE	OPPONENT	P/S	PASSING											RUSHING				W/L	SCORE		
			ATT	CMP	YDS	PCT	Y/A	Y/C	TD	INT	LG	SK/YD	RATE	ATT	YDS	LG	TD				
09/13	Seahawks	S	27	18	297	66.7	11.0	16.5	1	0	42	2/21	115.8	4	11	9	1	W	34-31+		
09/20	at Redskins	S	32	17	150	53.1	4.7	8.8	1	0	40t	1/4	76.3	1	1	1	0	L	10-24		
09/27	Steelers	S	28	19	197	67.9	7.0	10.4	0	1	26	2/10	73.1	1	10	10	0	L	6-12		
10/04	at Cardinals	S	24	16	171	66.7	7.1	10.7	3	0	47	1/7	126.9	1	-1	-1	0	W	24-22		
10/11	at Packers	S	30	11	141	36.7	4.7	12.8	1	4	68	3/18	23.8	1	2	2	0	L	10-24		
10/25	Browns	S	23	15	163	65.2	7.1	10.9	0	0	41	2/13	86.0	2	-2	-1	0	W	24-6		
11/01	49ers	S	23	14	191	60.9	8.3	13.6	1	0	66t	0/0	101.9	3	-3	-1	0	W	27-6		
11/08	at Vikings	S	33	18	168	54.5	5.1	9.3	0	0	55	1/8	68.8	1	2	2	0	L	18-21+		
11/15	Bears	S	36	17	200	47.2	5.6	11.8	0	1	37	1/9	53.0	0	0	0	0	L	13-37		
11/22	at Ravens		INACTIVE																	L	13-16
11/29	at Bengals	S	46	30	228	65.2	5.0	7.6	0	3	25	1/8	49.9	1	2	2	0	L	7-31		
12/06	Cardinals	S	35	15	146	42.9	4.2	9.7	0	1	30	0/0	43.3	2	-2	-1	0	L	3-27		
12/13	Lions		INACTIVE																	W	21-14
12/17	Buccaneers		DID NOT PLAY (NON-INJURY)																	W	31-23
12/27	at Seahawks		INACTIVE																	W	23-17
01/03	at 49ers		INACTIVE																	L	16-19+
<b>2015 TOTALS</b>		<b>11-11</b>	<b>337</b>	<b>190</b>	<b>2,052</b>	<b>56.4</b>	<b>6.1</b>	<b>10.8</b>	<b>7</b>	<b>10</b>	<b>68</b>	<b>14/98</b>	<b>69.0</b>	<b>17</b>	<b>20</b>	<b>10</b>	<b>1</b>	<b>7-9</b>			

+ - Overtime



## 2016 GAME-BY-GAME REGULAR-SEASON STATISTICS (CHIEFS)

DATE	OPPONENT	P/S	PASSING										RUSHING				W/L	SCORE	
			ATT	CMP	YDS	PCT	Y/A	Y/C	TD	INT	LG	SK/YD	RATE	ATT	YDS	LG			TD
09/11	Chargers		INACTIVE/LEAGUE SUSP.																
09/18	at Texans		INACTIVE																
09/25	Jets		INACTIVE																
10/02	at Steelers		INACTIVE																
10/16	at Raiders		INACTIVE																
10/23	Saints		INACTIVE																
10/30	at Colts	P	22	16	223	72.7	10.1	13.9	2	0	49	2/16	135.2	1	-1	-1	0	W	30-14
11/06	Jaguars	S	33	20	187	60.6	5.7	9.4	1	0	24	2/18	86.3	3	-3	-1	0	W	19-14
11/13	at Panthers		INACTIVE																
11/20	Buccaneers		INACTIVE																
11/27	at Broncos		INACTIVE																
12/04	at Falcons		INACTIVE																
12/08	Raiders		INACTIVE																
12/18	Titans		INACTIVE																
12/25	Broncos		DID NOT PLAY (NON-INJURY)																
01/01	at Chargers	P	0	0	0	0.0	0.0	0.0	0	0	0	0/0	0.0	0	0	0	0	W	37-27
<b>2016 TOTALS</b>		<b>3-1</b>	<b>55</b>	<b>36</b>	<b>410</b>	<b>65.5</b>	<b>7.5</b>	<b>11.4</b>	<b>3</b>	<b>0</b>	<b>49</b>	<b>4/34</b>	<b>105.9</b>	<b>4</b>	<b>-4</b>	<b>-1</b>	<b>0</b>	<b>12-4</b>	

+ - Overtime

## 2017 GAME-BY-GAME REGULAR-SEASON STATISTICS (EAGLES)

DATE	OPPONENT	P/S	PASSING										RUSHING				W/L	SCORE	
			ATT	CMP	YDS	PCT	Y/A	Y/C	TD	INT	LG	SK/YD	RATE	ATT	YDS	LG			TD
09/10	at Redskins		DID NOT PLAY (NON-INJURY)																
09/17	at Chiefs		DID NOT PLAY (NON-INJURY)																
09/24	Giants		DID NOT PLAY (NON-INJURY)																
10/01	at Chargers		DID NOT PLAY (NON-INJURY)																
10/08	Cardinals		DID NOT PLAY (NON-INJURY)																
10/12	at Panthers		DID NOT PLAY (NON-INJURY)																
10/23	Redskins		DID NOT PLAY (NON-INJURY)																
10/29	49ers	P	0	0	0	0.0	0.0	0.0	0	0	0	0/0	0.0	2	-2	-1	0	W	33-10
11/05	Broncos	P	1	1	35	100.0	35.0	35.0	0	0	35	1/8	118.8	1	-1	-1	0	W	51-23
11/19	at Cowboys		DID NOT PLAY (NON-INJURY)																
11/26	Bears	P	3	3	21	100.0	7.0	7.0	0	0	8	0/0	95.8	4	-3	0	0	W	31-3
12/03	at Seahawks		DID NOT PLAY (NON-INJURY)																
12/10	at Rams	P	10	6	42	60.0	4.2	7.0	0	0	16	1/7	69.6	1	9	9	0	W	43-35
12/17	at Giants	S	38	24	237	63.2	6.2	9.9	4	0	32	1/4	115.8	2	0	1	0	W	34-29
12/25	Raiders	S	38	19	163	50.0	4.3	8.6	1	1	25	2/25	59.4	0	0	0	0	W	19-10
12/31	Cowboys	S	11	4	39	36.4	3.5	9.8	0	1	15	0/0	9.3	1	0	0	0	L	0-6
<b>2017 TOTALS</b>		<b>7-3</b>	<b>101</b>	<b>57</b>	<b>537</b>	<b>56.4</b>	<b>5.3</b>	<b>9.4</b>	<b>5</b>	<b>2</b>	<b>35</b>	<b>5/44</b>	<b>79.5</b>	<b>11</b>	<b>3</b>	<b>9</b>	<b>0</b>	<b>13-3</b>	

## 2018 GAME-BY-GAME REGULAR-SEASON STATISTICS (EAGLES)

DATE	OPPONENT	P/S	PASSING										RUSHING				W/L	SCORE	
			ATT	CMP	YDS	PCT	Y/A	Y/C	TD	INT	LG	SK/YD	RATE	ATT	YDS	LG			TD
09/06	Falcons	S	34	19	117	55.9	3.4	6.2	0	1	18	2/13	50.7	1	-1	-1	0	W	18-12
09/16	at Buccaneers	S	48	35	334	72.9	7.0	9.5	1	0	50	3/13	98.8	3	8	4	0	L	21-27
09/23	Colts		DID NOT PLAY (NON-INJURY)																
09/30	at Titans		DID NOT PLAY (NON-INJURY)																
10/07	Vikings		DID NOT PLAY (NON-INJURY)																
10/11	at Giants		DID NOT PLAY (NON-INJURY)																
10/21	Panthers		DID NOT PLAY (NON-INJURY)																
10/28	at Jaguars		DID NOT PLAY (NON-INJURY)																
11/11	Cowboys		DID NOT PLAY (NON-INJURY)																
11/18	at Saints		DID NOT PLAY (NON-INJURY)																
11/25	Giants		DID NOT PLAY (NON-INJURY)																
12/03	Redskins		DID NOT PLAY (NON-INJURY)																
12/09	at Cowboys		DID NOT PLAY (NON-INJURY)																
12/16	at Rams	S	31	24	270	77.4	8.7	11.3	0	1	50	0/0	89.4	2	5	3	0	W	30-23
12/23	Texans	S	49	35	471	71.4	9.6	13.5	4	1	83t	1/9	120.4	1	1	1	0	W	32-30
12/30	at Redskins	S	33	28	221	84.8	6.7	7.9	2	1	25	3/12	102.1	2	4	2	0	W	24-0
<b>2018 TOTALS</b>		<b>5-5</b>	<b>195</b>	<b>141</b>	<b>1,413</b>	<b>72.3</b>	<b>7.2</b>	<b>10.0</b>	<b>7</b>	<b>4</b>	<b>83T</b>	<b>9/47</b>	<b>96.0</b>	<b>9</b>	<b>17</b>	<b>4</b>	<b>0</b>	<b>9-7</b>	

+ - Overtime



2019 GAME-BY-GAME REGULAR-SEASON STATISTICS (JAGUARS)

DATE	OPPONENT	P/S	PASSING											RUSHING				W/L	SCORE
			ATT	CMP	YDS	PCT	Y/A	Y/C	TD	INT	LG	SK/YD	RATE	ATT	YDS	LG	TD		
09/08	Chiefs	S	8	5	75	62.5	9.4	15.0	1	0	35t	0/0	132.8	0	0	0	0	L	26-40
09/15	at Texans		INJURED RESERVE - DESIGNATED FOR RETURN															L	12-13
09/19	Titans		INJURED RESERVE - DESIGNATED FOR RETURN															W	20-7
09/29	at Broncos		INJURED RESERVE - DESIGNATED FOR RETURN															W	26-24
10/06	at Panthers		INJURED RESERVE - DESIGNATED FOR RETURN															L	27-34
10/13	Saints		INJURED RESERVE - DESIGNATED FOR RETURN															L	6-13
10/20	at Bengals		INJURED RESERVE - DESIGNATED FOR RETURN															W	27-17
10/27	Jets		INJURED RESERVE - DESIGNATED FOR RETURN															W	29-15
11/03	Texans		INJURED RESERVE - DESIGNATED FOR RETURN															L	3-26
11/17	at Colts	S	47	33	296	70.2	6.3	9.0	2	1	34t	2/17	92.2	0	0	0	0	L	13-33
11/24	at Titans	S	48	32	272	66.7	5.7	8.5	0	0	27	3/20	81.2	3	20	13	0	L	20-42
12/01	Buccaneers	S	14	7	93	50.0	6.6	13.3	0	1	39	3/23	41.7	1	3	3	0	L	11-28
12/08	Chargers		DID NOT PLAY (NON-INJURY)															L	10-45
12/15	at Raiders		DID NOT PLAY (NON-INJURY)															W	20-16
12/22	at Falcons		DID NOT PLAY (NON-INJURY)															L	12-24
12/29	Colts		DID NOT PLAY (NON-INJURY)															W	38-20
<b>2019 TOTALS</b>		<b>4-4</b>	<b>117</b>	<b>77</b>	<b>736</b>	<b>65.8</b>	<b>6.3</b>	<b>9.6</b>	<b>3</b>	<b>2</b>	<b>39</b>	<b>8/60</b>	<b>84.6</b>	<b>4</b>	<b>23</b>	<b>13</b>	<b>0</b>	<b>6-10</b>	

2020 GAME-BY-GAME REGULAR-SEASON STATISTICS (BEARS)

DATE	OPPONENT	P/S	PASSING											RUSHING				W/L	SCORE
			ATT	CMP	YDS	PCT	Y/A	Y/C	TD	INT	LG	SK/YD	RATE	ATT	YDS	LG	TD		
09/13	at Lions		DID NOT PLAY (NON-INJURY)															W	27-23
09/20	Giants		DID NOT PLAY (NON-INJURY)															W	17-13
09/27	at Falcons	P	29	16	188	55.2	6.5	11.8	3	1	37t	0/0	95.2	3	-3	-1	0	W	30-26
10/04	Colts	S	42	26	249	61.9	5.9	9.6	1	1	33	1/8	76.4	2	-1	0	0	L	11-19
10/08	Buccaneers	S	42	30	243	71.4	5.8	8.1	1	1	25	3/35	83.7	1	-1	-1	0	W	20-19
10/18	at Panthers	S	39	23	198	59.0	5.1	8.6	1	1	23	0/0	70.2	5	4	7	1	W	23-16
10/26	at Rams	S	40	28	261	70.0	6.5	9.3	0	2	42	4/31	66.8	0	0	0	0	L	10-24
11/01	Saints	S	41	28	272	68.3	6.6	9.7	2	1	50	5/39	92.7	0	0	0	0	L	23-26+
11/08	at Titans	S	52	36	335	69.2	6.4	9.3	2	0	34	3/16	99.4	2	2	2	0	L	17-24
11/16	Vikings	S	26	15	106	57.7	4.1	7.1	0	1	24	2/16	51.1	1	2	2	0	L	13-19
11/29	at Packers		INACTIVE															L	25-41
12/06	Lions		DID NOT PLAY (NON-INJURY)															L	30-34
12/13	Texans		DID NOT PLAY (NON-INJURY)															W	36-7
12/20	at Vikings		DID NOT PLAY (NON-INJURY)															W	33-27
12/27	at Jaguars	P	1	0	0	0.0	0.0	0.0	0	0	0	0/0	39.6	1	-1	-1	0	W	41-17
01/03	Packers		DID NOT PLAY (NON-INJURY)															L	16-35
<b>2020 TOTALS</b>		<b>9-7</b>	<b>312</b>	<b>202</b>	<b>1,852</b>	<b>64.7</b>	<b>5.9</b>	<b>9.2</b>	<b>10</b>	<b>8</b>	<b>50</b>	<b>18/145</b>	<b>80.8</b>	<b>15</b>	<b>2</b>	<b>7</b>	<b>1</b>	<b>8-8</b>	

+ - Overtime

2021 GAME-BY-GAME REGULAR-SEASON STATISTICS (BEARS)

DATE	OPPONENT	P/S	PASSING											RUSHING				W/L	SCORE
			ATT	CMP	YDS	PCT	Y/A	Y/C	TD	INT	LG	SK/YD	RATE	ATT	YDS	LG	TD		
09/12	at Rams		ON INACTIVE LIST															L	14-34
09/19	Bengals		ON INACTIVE LIST															W	20-17
09/26	at Browns	P	0	0	0	0.0	0.0	0.0	0	0	0	0/0	0.0	0	0	0	0	L	6-26
10/03	Lions		DID NOT PLAY (NON-INJURY)															W	24-14
10/10	at Raiders		ON INACTIVE LIST															W	20-9
10/17	Packers		ON INACTIVE LIST															L	14-24
10/24	at Buccaneers		ON INACTIVE LIST															L	3-38
10/31	49ers		ON INACTIVE LIST															L	22-33
11/08	at Steelers		ON INACTIVE LIST															L	27-29
11/21	Ravens		ON INACTIVE LIST															L	13-16
11/25	at Lions		DID NOT PLAY (NON-INJURY)															W	16-14
12/05	Cardinals		DID NOT PLAY (NON-INJURY)															L	22-33
12/12	at Packers	P	0	0	0	0.0	0.0	0.0	0	0	0	0/0	0.0	0	0	0	0	L	30-45
12/20	Vikings		DID NOT PLAY (NON-INJURY)															L	9-17
12/26	at Seahawks	S	35	24	250	68.6	7.1	10.4	1	0	30	4/21	98.5	4	8	8	0	W	25-24
01/02	Giants	S	0	0	0	0.0	0.0	0.0	0	0	0	0/0	0.0	0	0	0	0	W	29-3
01/09	at Vikings	P	0	0	0	0.0	0.0	0.0	0	0	0	0/0	0.0	0	0	0	0	L	17-31
<b>2021 TOTALS</b>		<b>5-2</b>	<b>35</b>	<b>24</b>	<b>250</b>	<b>68.6</b>	<b>7.1</b>	<b>10.4</b>	<b>1</b>	<b>0</b>	<b>30</b>	<b>4/21</b>	<b>98.5</b>	<b>4</b>	<b>8</b>	<b>8</b>	<b>0</b>	<b>6-11</b>	





## 2022 GAME-BY-GAME REGULAR-SEASON STATISTICS (COLTS)

DATE	OPPONENT	P/S	PASSING											RUSHING				W/L/T	SCORE	
			ATT	CMP	YDS	PCT	Y/A	Y/C	TD	INT	LG	SK/YD	RATE	ATT	YDS	LG	TD			
09/11	at Texans		DID NOT PLAY (NON-INJURY)															T	20-20	
09/18	at Jaguars	P	0	0	0	0.0	0.0	0.0	0	0	0	0	0/0	0.0	0	0	0	0	L	0-24
09/25	Chiefs		DID NOT PLAY (NON-INJURY)															W	20-17	
10/02	Titans		DID NOT PLAY (NON-INJURY)															L	17-24	
10/06	at Broncos		DID NOT PLAY (NON-INJURY)															W	12-9+	
10/16	Jaguars		ON INACTIVE LIST															W	34-27	
10/23	at Titans		ON INACTIVE LIST															L	10-19	
10/30	Commanders		DID NOT PLAY (NON-INJURY)															L	16-17	
11/06	at Patriots		DID NOT PLAY (NON-INJURY)															L	3-26	
11/13	at Raiders		ON INACTIVE LIST															W	25-20	
11/20	Eagles		ON INACTIVE LIST															L	16-17	
11/28	Steelers		ON INACTIVE LIST															L	17-24	
12/04	at Cowboys		DID NOT PLAY (NON-INJURY)															L	19-54	
12/17	at Vikings		DID NOT PLAY (NON-INJURY)															L	36-39+	
<b>2022 TOTALS</b>		<b>1-0</b>	<b>0</b>	<b>0</b>	<b>0</b>	<b>0.0</b>	<b>0.0</b>	<b>0.0</b>	<b>0</b>	<b>0</b>	<b>0</b>	<b>0</b>	<b>0/0</b>	<b>0.0</b>	<b>0</b>	<b>0</b>	<b>0</b>	<b>0</b>	<b>4-9-1</b>	

+ - Overtime

## 2013 GAME-BY-GAME POSTSEASON STATISTICS (EAGLES)

DATE	OPPONENT	P/S	PASSING											RUSHING				W/L	SCORE
			ATT	CMP	YDS	PCT	Y/A	Y/C	TD	INT	LG	SK/YD	RATE	ATT	YDS	LG	TD		
01/04	Saints	S	33	23	195	69.7	5.9	8.5	2	0	40	2/19	105.0	1	3	3	0	L	24-26
<b>2013 TOTALS</b>		<b>1-1</b>	<b>33</b>	<b>23</b>	<b>195</b>	<b>69.7</b>	<b>5.9</b>	<b>8.5</b>	<b>2</b>	<b>0</b>	<b>40</b>	<b>2/19</b>	<b>105.0</b>	<b>1</b>	<b>3</b>	<b>3</b>	<b>0</b>	<b>0-1</b>	

## 2016 GAME-BY-GAME POSTSEASON STATISTICS (CHIEFS)

DATE	OPPONENT	P/S	PASSING											RUSHING				W/L	SCORE
			ATT	CMP	YDS	PCT	Y/A	Y/C	TD	INT	LG	SK/YD	RATE	ATT	YDS	LG	TD		
01/15	Steelers		INACTIVE															L	16-18
<b>2016 TOTALS</b>		<b>0-0</b>	<b>0</b>	<b>0</b>	<b>0</b>	<b>0.0</b>	<b>0.0</b>	<b>0.0</b>	<b>0</b>	<b>0</b>	<b>0</b>	<b>0/0</b>	<b>0.0</b>	<b>0</b>	<b>0</b>	<b>0</b>	<b>0</b>	<b>0-1</b>	

## 2017 GAME-BY-GAME POSTSEASON STATISTICS (EAGLES)

DATE	OPPONENT	P/S	PASSING											RUSHING				W/L	SCORE
			ATT	CMP	YDS	PCT	Y/A	Y/C	TD	INT	LG	SK/YD	RATE	ATT	YDS	LG	TD		
01/13	Falcons	S	30	23	246	76.7	8.2	10.7	0	0	32	1/8	100.1	5	-2	1	0	W	15-10
01/21	Vikings	S	33	26	352	78.8	10.7	13.5	3	0	53t	1/6	141.4	0	0	0	0	W	38-7
02/04	at Patriots	S	43	28	373	65.1	8.7	13.3	3	1	55	0/0	106.1	0	0	0	0	W	41-33
<b>2017 TOTALS</b>		<b>3-3</b>	<b>106</b>	<b>77</b>	<b>971</b>	<b>72.6</b>	<b>9.2</b>	<b>12.6</b>	<b>6</b>	<b>1</b>	<b>55</b>	<b>2/14</b>	<b>115.7</b>	<b>5</b>	<b>-2</b>	<b>1</b>	<b>0</b>	<b>3-0</b>	

## 2018 GAME-BY-GAME POSTSEASON STATISTICS (EAGLES)

DATE	OPPONENT	P/S	PASSING											RUSHING				W/L	SCORE
			ATT	CMP	YDS	PCT	Y/A	Y/C	TD	INT	LG	SK/YD	RATE	ATT	YDS	LG	TD		
01/06	at Bears	S	40	25	266	62.5	6.7	10.6	2	2	30	1/8	77.7	1	-1	-1	0	W	16-15
01/13	at Saints	S	31	18	201	58.1	6.5	11.2	1	2	37t	0/0	61.4	2	0	1t	1	L	14-20
<b>2018 TOTALS</b>		<b>2-2</b>	<b>71</b>	<b>43</b>	<b>467</b>	<b>60.6</b>	<b>6.6</b>	<b>10.9</b>	<b>3</b>	<b>4</b>	<b>37T</b>	<b>1/8</b>	<b>70.6</b>	<b>3</b>	<b>-1</b>	<b>1T</b>	<b>1</b>	<b>1-1</b>	

## 2020 GAME-BY-GAME POSTSEASON STATISTICS (BEARS)

DATE	OPPONENT	P/S	PASSING											RUSHING				W/L	SCORE
			ATT	CMP	YDS	PCT	Y/A	Y/C	TD	INT	LG	SK/YD	RATE	ATT	YDS	LG	TD		
01/10	at Saints		DID NOT PLAY (NON-INJURY)															L	9-21
<b>2020 TOTALS</b>		<b>0-0</b>	<b>0</b>	<b>0</b>	<b>0</b>	<b>0.0</b>	<b>0.0</b>	<b>0.0</b>	<b>0</b>	<b>0</b>	<b>0</b>	<b>0/0</b>	<b>0.0</b>	<b>0</b>	<b>0</b>	<b>0</b>	<b>0</b>	<b>0-1</b>	

# 44 ZAIRE FRANKLIN

LINEBACKER

(Z-air)



**ZAIRE FRANKLIN:** SELECTED BY THE COLTS IN THE SEVENTH ROUND (235TH OVERALL) OF THE 2018 NFL DRAFT.



**6-0 • 235 LBS**

**NFL EXP: 5**

**(5TH YEAR WITH THE COLTS)**

**BORN: 7/2/96**

**S** COLLEGE:  
**SYRACUSE**

## 4TH-AND-SHORT

- In his first four seasons, he tallied 64 tackles (31 solo), 1.0 tackle for loss, three passes defended, one fumble recovery, 30 special teams stops and one blocked punt in 65 games (15 starts).
- Two-time team captain (2020 and 2021).
- Started his own nonprofit, Shelice's Angels, that supports teens and young adults with resources as well as experiences that allow them to see further than the communities they reside in.
- Was only the second three-time captain in Syracuse football history.

## DOWN THE STRETCH

**Bucket list item:** Travel

**Who do you try to mold your game after:** Bobby Wagner. I had a chance to watch him train and just the way he plays the game is elite. He's a guy I try to model myself after.

**Motto you live by:** Excellence is not an instance, it's a habit.

**Favorite meal:** Cheesesteaks

**Favorite snack:** I love Hot Cheetos.

**Favorite TV show:** "Game of Thrones"

**Favorite movie:** "Do the Right Thing"

**Favorite artist:** Meek Mill

**Biggest obstacle you've had to overcome:** Loss of family

**Proudest achievement outside of football:** Getting my degree in finance at Syracuse.

**If you could have dinner with three people, who would you invite:** Jay-Z, Kevin Hart and Barack Obama.

@ZiggySmalls\_

@ZAIRE\_

# 44 ZAIRE FRANKLIN

LINEBACKER

(ZL-III)



## FOLLOW THE LEADER

Franklin's legacy at Syracuse University transcends the game of football, as he is one of the best leaders the school has ever produced. He became the first sophomore football player to be named a captain at Syracuse since the 1940s and was the first player to be a three-time Orange captain since 1896. He served as the president of his fraternity, Omega Psi Phi, and organized community-driven initiatives for the group that included donating 100-plus new backpacks filled with school supplies to children in need. In 2016, Franklin helped organize and lead a campus-wide discussion, 'Real Men Real Talk: Locker Room Talk Edition,' to open up dialogue on the role men can play in preventing sexual violence and how athletes can contribute positively to society. "Anything to give back to the less fortunate and helping kids in Philly or Indy is something I want to do."



## WON'T LOOK BACK

Franklin's mother, Shelice, dropped out of college as a junior to raise him and made a promise to herself that Zaire would be the first one in the family to earn a college degree. For years, she suffered from a recurring brain tumor on the occipital nerve at the base of her brain and eventually died from heart failure in February of 2013. Roughly two months later, his grandmother and other primary caretaker, Juanita Highsmith-Bailey, died from sepsis-induced kidney failure. Despite the adversity, Franklin persevered and was able to land a scholarship and excel both on the football field and in the classroom. In 2017, he fulfilled his mother's promise and graduated from Syracuse University with a degree in finance – even doing so a semester early.



## SHELICE'S ANGELS

Indianapolis' seventh-round pick in the 2018 draft has already shown to be a productive member on the field, being named a captain for the 2020 and 2021 seasons. Off the field, Zaire Franklin is just as productive. Organized in 2019 and named after his mother, Shelice's Angels aims to help young women see the many opportunities available to them outside of their current environments. From food drives to uniform drives, Franklin has provided to his community in more ways than one. Two of his latest excursions included taking a group of young girls to HB Sports & Entertainment where they got a tour and had the opportunity to meet influential females in the sports world including Brittanie Boyd (Senior Vice President, Marketing, Philadelphia 76ers) and Natasha Moody (Senior Vice President, Business Operations, Prudential Center). He also took a group of middle schoolers who were interested in coding to the Google headquarters in New York City where they got to participate in a Q&A session with a female panel of members of the Google team and learned about opportunities that could be available to them.



## HOME IS WHERE THE HEART IS

Franklin made an immediate impact in his hometown community when he visited Kenderton School, located in North Philadelphia, in July of 2018. Working with the Colts, Philly's Finest and French Toast, a school uniform outfitter, Franklin was able to donate a uniform to every child in kindergarten through fifth grade at Kenderton. His donation provided over 300 school children a uniform for the 2018-19 school year. On his Instagram page, Franklin said, "This city will always hold a special place in my heart. I'm blessed I can give back to the place I called home for so many years and the place that helped shaped me into the man I am today." He did another uniform donation in the summer of 2019.



## NFL HIGHLIGHTS

- Has played in 79 games (29 starts) and totaled 204 tackles (116 solo), 10.0 tackles for loss, 1.0 sack, seven passes defended, one interception, two forced fumbles, one fumble recovery and 31 special teams stops. He also has blocked one punt. Has appeared in three postseason games (two starts) and has one special teams stop.
- In 2022, he has started 14 games and has tallied 140 tackles (85 solo), 9.0 tackles for loss, 1.0 sack, four passes defended and two forced fumbles. In Week 3 vs. Kansas City, he compiled a then single-game career-high 12 tackles (eight solo), 1.0 tackle for loss and one pass defended. In Week 4 vs. Tennessee, he recorded a single-game career high 15 tackles (eight solo) and became the first Colts player to tally three consecutive games with at least 10 tackles since Shaquille Leonard from Weeks 14-17 of the 2020 season. In Week 6 vs. Jacksonville, he recorded 11 tackles (seven solo) and 1.0 tackle for loss. It marked his fourth 10-plus tackle game the season. In Week 10 at Las Vegas, he accumulated 10 tackles (seven solo) and 1.0 tackle for loss. It marked his fifth double-digit tackle game this season. Entering today, he ranked tied for sixth in the NFL in 10-plus tackle games. In Week 11 vs. Philadelphia, he accumulated a team-high 12 tackles (seven solo), half a sack and one forced fumble. In Week 12 vs. Pittsburgh, he accumulated a team-high 11 tackles (five solo). He tallied his seventh double-digit tackle game this season, which is tied for the third-most such games this season. In Week 13 at Dallas, he accumulated a team-high 10 tackles (six solo), 1.0 tackle for loss and one pass defended. He tallied his eighth double-digit tackle game this season. He is tied for the most 10-plus tackle games in Colts single-season history (Shaquille Leonard, Jerrell Freeman, David Thornton and Mike Peterson). In Week 15 at Minnesota, he tallied 10 tackles (six solo) and one pass defended. He Registered his ninth double-digit tackle game this season, which is the most 10-plus tackle games in Colts single-season history.
- Competed in all 17 games (11 starts) in 2021 and compiled 29 tackles (14 solo), 1.0 tackle for loss, two passes defended, one interception, one fumble recovery, 12 special teams stops and one blocked punt. In Week 10 vs. Jacksonville, he registered a blocked punt that was then returned for a touchdown by E.J. Speed. In Week 11 at Buffalo, he recorded his first-career interception.
- In 2020, he saw action in all 16 games (two starts) and tallied 10 tackles (seven solo) and nine special teams stops. Saw action in one postseason contest and had one special teams stop.
- Appeared in all 16 games in 2019 and had six special teams stops.
- In 2018, he played in all 16 games (two starts) and totaled 25 tackles (10 solo), one pass defended and four special teams stops. Started two postseason games.

## COLLEGE HIGHLIGHTS CONT...

- Played in all 48 games during his four seasons (2014-17) at Syracuse and started the final 39 games of his career beginning with the last three games of his freshman season.
- Became the second three-time captain in the history of Syracuse football (Robert Adams, 1894-96) and the first in the modern era.
- Earned All-ACC honors twice (2016-17).
- Tallied 311 tackles, the most for a Syracuse defender since Kelvin Smith notched 325 from 2003-06.
- Finished his career tied for ninth in program history with 31.5 tackles for loss.
- In addition, recorded 8.5 sacks, 10 passes defended, two interceptions and five forced fumbles.
- In 2016, teamed with Parris Bennett to become the first set of Orange teammates with more than 100 tackles in the same season since 2003.
- Started all 12 games at middle linebacker in 2017 and ranked second on the team with 85 tackles (41 solo), including 5.5 tackles for loss and 1.5 sacks.
- For the second consecutive season, started all 12 games at middle linebacker in 2016 and was named one of the team captains. Finished second on the team with 101 tackles (56 solo) and tied for the team lead with 10.0 tackles for loss.
- Started all 12 games at middle linebacker in 2015 and was voted the fourth sophomore captain in team history and the first since Angelo Accocella in 1945. Led the team with 81 tackles (59 solo) and was second on the team in tackles for loss (11.0).
- As a freshman in 2014, played in 12 games (three starts) and finished sixth on the team with 44 tackles (31 solo). Also tallied 5.0 tackles for loss, 2.0 sacks, two passes defended and one forced fumble.

## PERSONAL

- Attended La Salle College (Pa.) High School and was selected to the 2013 PIAA AAAA All-State Team and to the AAAA All-Catholic League first-team.
- Played in the 2014 Big 33 Football Classic.
- Dual majored in finance and marketing management at Syracuse.
- Participated in the NFL's My Cause My Cleats initiative and represented Shelice's Angels (2021) and Uplifting Athletes (2018-20).
- In 2020, he volunteered in many Colts community initiatives, including three mobile pantry distributions, attending a Marion County Juvenile Detention Center activation event and participating at the Colts' Election Day tent outside of Lucas Oil Stadium, which included passing out stickers, masks and shirts.
- Has volunteered at numerous events with the Colts, including the Colts Youth Football Camp, Uniform Blitz and the Colts Simon Cancer Center visit.
- First name is pronounced Zl-air.



@ZiggySmalls\_



@ZAIRE\_



### ZAIRE FRANKLIN'S - NFL REGULAR SEASON STATISTICS

DATE	TEAM	GP	GS	TACKLES								INTERCEPTIONS					FUMBLES				ST			MISC			
				TK	S	A	TFL	YDS	SK	YDS	QBH	NO	YDS	LG	TD	PD	FF	FR	TD	YDS	TK	S	A	FF	FR	S	A
2018	Colts	16	2	25	10	15	0	0	0.0	0.0	0.0	0	0	0	0	0	1	0	0	0	0	4	4	0	0	0	0
2019	Colts	16	0	0	0	0	0	0	0.0	0.0	0.0	0	0	0	0	0	0	0	0	0	6	4	2	0	0	0	
2020	Colts	16	2	10	7	3	0	0	0.0	0.0	0.0	0	0	0	0	0	0	0	0	0	9	7	2	0	0	0	
2021	Colts	17	11	29	14	15	1	2	0.0	0.0	0.0	0	1	8	8	0	2	0	0	0	11	7	4	0	1	0	
2022	Colts	14	14	140	85	55	9	12	1.0	5.5	4	0	0	0	0	4	2	0	0	0	1	0	1	0	0		
<b>TOTALS</b>		<b>79</b>	<b>29</b>	<b>204</b>	<b>116</b>	<b>88</b>	<b>10</b>	<b>14</b>	<b>1.0</b>	<b>5.5</b>	<b>4</b>	<b>1</b>	<b>8</b>	<b>8</b>	<b>0</b>	<b>7</b>	<b>2</b>	<b>0</b>	<b>0</b>	<b>0</b>	<b>31</b>	<b>22</b>	<b>9</b>	<b>0</b>	<b>1</b>	<b>0</b>	

### ZAIRE FRANKLIN'S - NFL POSTSEASON STATISTICS

DATE	TEAM	GP	GS	TACKLES								INTERCEPTIONS					FUMBLES				ST			MISC		
				TK	S	A	TFL	YDS	SK	YDS	QBH	NO	YDS	LG	TD	PD	FF	FR	TD	YDS	TK	S	A	FF	FR	S
2018	Colts	2	2	0	0	0	0	0	0.0	0.0	0.0	0	0	0	0	0	0	0	0	0	0	0	0	0	0	0
2020	Colts	1	0	0	0	0	0	0	0.0	0.0	0.0	0	0	0	0	0	0	0	0	0	1	0	1	0	0	0
<b>TOTALS</b>		<b>3</b>	<b>2</b>	<b>0</b>	<b>0</b>	<b>0</b>	<b>0</b>	<b>0</b>	<b>0.0</b>	<b>0.0</b>	<b>0.0</b>	<b>0</b>	<b>0</b>	<b>0</b>	<b>0</b>	<b>0</b>	<b>0</b>	<b>0</b>	<b>0</b>	<b>0</b>	<b>1</b>	<b>0</b>	<b>1</b>	<b>0</b>	<b>0</b>	<b>0</b>

### SINGLE-GAME HIGHS: DEFENSIVE

- Total Tackles** 15 vs. Tennessee Titans, Oct 02, 2022  
13 vs. Philadelphia Eagles, Nov 20, 2022  
12 vs. Kansas City Chiefs, Sep 25, 2022
- Solo Tackles** 8 vs. Tennessee Titans, Oct 02, 2022  
...2 more at 8.
- Sacks** 0.5 vs. Philadelphia Eagles, Nov 20, 2022  
...1 more at 0.5.
- Passes Defensed** 1 at Dallas Cowboys, Dec 04, 2022  
...6 more at 1.
- Forced Fumbles** 1 vs. Philadelphia Eagles, Nov 20, 2022
- Tackles For Loss** 2 at New England Patriots, Nov 06, 2022  
1 at Dallas Cowboys, Dec 04, 2022  
...7 more at 1.
- Interceptions** 1 at Buffalo Bills, Nov 21, 2021  
8 at Buffalo Bills, Nov 21, 2021  
2 at Arizona Cardinals, Dec 25, 2021  
...3 more at 2.
- Special Teams Fumble Recoveries** 1 at Jacksonville Jaguars, Jan 09, 2022

### SINGLE-GAME HIGHS - POSTSEASON: DEFENSIVE

- Special Teams Tackles** 1 at Buffalo Bills, Jan 09, 2021

### 2018 GAME-BY-GAME REGULAR-SEASON STATISTICS (COLTS)

DATE	OPPONENT	P/S	TACKLES								INTERCEPTIONS					FUMBLES				ST			MISC			W/L	SCORE
			TK	S	A	SK	YDS	TFL	YDS	QBH	NO	YDS	LG	TD	PD	FF	FR	TD	YDS	TK	S	A	FF	FR	S		
09/09	Bengals	P	0	0	0	0.0	0.0	0	0	0	0	0	0	0	0	0	0	0	1	1	0	0	0	0	L	23-34	
09/16	at Redskins	P	0	0	0	0.0	0.0	0	0	0	0	0	0	0	0	0	0	0	1	1	0	0	0	0	W	21-9	
09/23	at Eagles	S	2	0	2	0.0	0.0	0	0	0	0	0	0	0	0	0	0	0	1	1	0	0	0	0	L	16-20	
09/30	Texans	P	0	0	0	0.0	0.0	0	0	0	0	0	0	0	0	0	0	0	0	0	0	0	0	0	L	34-37+	
10/04	at Patriots	S	11	1	10	0.0	0.0	0	0	0	0	0	0	0	0	0	0	0	0	0	0	0	0	0	L	24-38	
10/14	at Jets	P	1	1	0	0.0	0.0	0	0	0	0	0	0	0	0	0	0	0	0	0	0	0	0	0	L	34-42	
10/21	Bills	P	0	0	0	0.0	0.0	0	0	0	0	0	0	0	0	0	0	0	0	0	0	0	0	0	W	37-5	
10/28	at Raiders	P	2	2	0	0.0	0.0	0	0	0	0	0	0	1	0	0	0	0	0	0	0	0	0	0	W	42-28	
11/11	Jaguars	P	0	0	0	0.0	0.0	0	0	0	0	0	0	0	0	0	0	0	0	0	0	0	0	0	W	29-26	
11/18	Titans	P	0	0	0	0.0	0.0	0	0	0	0	0	0	0	0	0	0	0	0	0	0	0	0	0	W	38-10	
11/25	Dolphins	P	0	0	0	0.0	0.0	0	0	0	0	0	0	0	0	0	0	0	0	0	0	0	0	0	W	27-24	
12/02	at Jaguars	P	0	0	0	0.0	0.0	0	0	0	0	0	0	0	0	0	0	0	0	0	0	0	0	0	L	0-6	
12/09	at Texans	P	0	0	0	0.0	0.0	0	0	0	0	0	0	0	0	0	0	0	1	1	0	0	0	0	W	24-21	
12/16	Cowboys	P	0	0	0	0.0	0.0	0	0	0	0	0	0	0	0	0	0	0	0	0	0	0	0	0	W	23-0	
12/23	Giants	P	6	5	1	0.0	0.0	0	0	0	0	0	0	0	0	0	0	0	0	0	0	0	0	0	W	28-27	
12/30	at Titans	P	3	1	2	0.0	0.0	0	0	0	0	0	0	0	0	0	0	0	0	0	0	0	0	0	W	33-17	
<b>2018 TOTALS</b>		<b>16-2</b>	<b>25</b>	<b>10</b>	<b>15</b>	<b>0.0</b>	<b>0.0</b>	<b>0</b>	<b>0</b>	<b>0</b>	<b>0</b>	<b>0</b>	<b>0</b>	<b>0</b>	<b>1</b>	<b>0</b>	<b>0</b>	<b>0</b>	<b>4</b>	<b>4</b>	<b>0</b>	<b>0</b>	<b>0</b>	<b>0</b>	<b>0</b>	<b>10-6</b>	

+ - Overtime





### 2019 GAME-BY-GAME REGULAR-SEASON STATISTICS (COLTS)

DATE	OPPONENT	P/S	TACKLES							INTERCEPTIONS				FUMBLES			ST			MISC		W/L	SCORE				
			TK	S	A	SK	YDS	TFL	YDS	QBH	NO	YDS	LG	TD	PD	FF	FR	TD	YDS	TK	S			A	FF	FR	S
09/08	at Chargers	P	0	0	0	0	0	0	0	0	0	0	0	0	0	0	0	0	0	0	0	0	0	0	0	L	24-30+
09/15	at Titans	P	0	0	0	0	0	0	0	0	0	0	0	0	0	0	0	0	0	0	0	0	0	0	0	W	19-17
09/22	Falcons	P	0	0	0	0	0	0	0	0	0	0	0	0	0	0	0	0	0	0	0	0	0	0	0	W	27-24
09/29	Raiders	P	0	0	0	0	0	0	0	0	0	0	0	0	0	0	0	0	1	1	0	0	0	0	0	L	24-31
10/06	at Chiefs	P	0	0	0	0	0	0	0	0	0	0	0	0	0	0	0	0	1	0	1	0	0	0	0	W	19-13
10/20	Texans	P	0	0	0	0	0	0	0	0	0	0	0	0	0	0	0	0	0	0	0	0	0	0	0	W	30-23
10/27	Broncos	P	0	0	0	0	0	0	0	0	0	0	0	0	0	0	0	0	0	0	0	0	0	0	0	W	15-13
11/03	at Steelers	P	0	0	0	0	0	0	0	0	0	0	0	0	0	0	0	0	0	0	0	0	0	0	0	L	24-26
11/10	Dolphins	P	0	0	0	0	0	0	0	0	0	0	0	0	0	0	0	0	0	0	0	0	0	0	0	L	12-16
11/17	Jaguars	P	0	0	0	0	0	0	0	0	0	0	0	0	0	0	0	0	1	0	1	0	0	0	0	W	33-13
11/21	at Texans	P	0	0	0	0	0	0	0	0	0	0	0	0	0	0	0	0	0	0	0	0	0	0	0	L	17-20
12/01	Titans	P	0	0	0	0	0	0	0	0	0	0	0	0	0	0	0	0	0	0	0	0	0	0	0	L	17-31
12/08	at Buccaneers	P	0	0	0	0	0	0	0	0	0	0	0	0	0	0	0	0	0	0	0	0	0	0	0	L	35-38
12/16	at Saints	P	0	0	0	0	0	0	0	0	0	0	0	0	0	0	0	0	0	0	0	0	0	0	0	L	7-34
12/22	Panthers	P	0	0	0	0	0	0	0	0	0	0	0	0	0	0	0	0	1	1	0	0	0	0	0	W	38-6
12/29	at Jaguars	P	0	0	0	0	0	0	0	0	0	0	0	0	0	0	0	0	2	2	0	0	0	0	0	L	20-38
<b>2019 TOTALS</b>		<b>16-0</b>	<b>0</b>	<b>0</b>	<b>0</b>	<b>0</b>	<b>0</b>	<b>0</b>	<b>0</b>	<b>0</b>	<b>0</b>	<b>0</b>	<b>0</b>	<b>0</b>	<b>0</b>	<b>0</b>	<b>0</b>	<b>0</b>	<b>6</b>	<b>4</b>	<b>2</b>	<b>0</b>	<b>0</b>	<b>0</b>	<b>0</b>	<b>0</b>	<b>7-9</b>

+ - Overtime

### 2020 GAME-BY-GAME REGULAR-SEASON STATISTICS (COLTS)

DATE	OPPONENT	P/S	TACKLES							INTERCEPTIONS				FUMBLES			ST			MISC		W/L	SCORE				
			TK	S	A	SK	YDS	TFL	YDS	QBH	NO	YDS	LG	TD	PD	FF	FR	TD	YDS	TK	S			A	FF	FR	S
09/13	at Jaguars	P	0	0	0	0	0	0	0	0	0	0	0	0	0	0	0	0	1	1	0	0	0	0	0	L	20-27
09/20	Vikings	P	0	0	0	0	0	0	0	0	0	0	0	0	0	0	0	0	1	1	0	0	0	0	0	W	28-11
09/27	Jets	P	1	1	0	0	0	0	0	0	0	0	0	0	0	0	0	0	0	0	0	0	0	0	0	W	36-7
10/04	at Bears	P	0	0	0	0	0	0	0	0	0	0	0	0	0	0	0	0	0	0	0	0	0	0	0	W	19-11
10/11	at Browns	P	7	4	3	0	0	0	0	0	0	0	0	0	0	0	0	0	0	0	0	0	0	0	0	L	23-32
10/18	Bengals	P	0	0	0	0	0	0	0	0	0	0	0	0	0	0	0	0	0	0	0	0	0	0	0	W	31-27
11/01	at Lions	P	0	0	0	0	0	0	0	0	0	0	0	0	0	0	0	0	0	0	0	0	0	0	0	W	41-21
11/08	Ravens	P	0	0	0	0	0	0	0	0	0	0	0	0	0	0	0	0	1	1	0	0	0	0	0	L	10-24
11/12	at Titans	P	0	0	0	0	0	0	0	0	0	0	0	0	0	0	0	0	0	0	0	0	0	0	0	W	34-17
11/22	Packers	P	0	0	0	0	0	0	0	0	0	0	0	0	0	0	0	0	1	0	1	0	0	0	0	W	34-31+
11/29	Titans	S	2	2	0	0	0	0	0	0	0	0	0	0	0	0	0	0	1	1	0	0	0	0	0	L	26-45
12/06	at Texans	S	0	0	0	0	0	0	0	0	0	0	0	0	0	0	0	0	2	2	0	0	0	0	0	W	26-20
12/13	at Raiders	P	0	0	0	0	0	0	0	0	0	0	0	0	0	0	0	0	0	0	0	0	0	0	0	W	44-27
12/20	Texans	P	0	0	0	0	0	0	0	0	0	0	0	0	0	0	0	0	1	1	0	0	0	0	0	W	27-20
12/27	at Steelers	P	0	0	0	0	0	0	0	0	0	0	0	0	0	0	0	0	0	0	0	0	0	0	0	L	24-28
01/03	Jaguars	P	0	0	0	0	0	0	0	0	0	0	0	0	0	0	0	0	1	0	1	0	0	0	0	W	28-14
<b>2020 TOTALS</b>		<b>16-2</b>	<b>10</b>	<b>7</b>	<b>3</b>	<b>0</b>	<b>0</b>	<b>0</b>	<b>0</b>	<b>0</b>	<b>0</b>	<b>0</b>	<b>0</b>	<b>0</b>	<b>0</b>	<b>0</b>	<b>0</b>	<b>0</b>	<b>9</b>	<b>7</b>	<b>2</b>	<b>0</b>	<b>0</b>	<b>0</b>	<b>0</b>	<b>11-5</b>	

+ - Overtime





### 2021 GAME-BY-GAME REGULAR-SEASON STATISTICS (COLTS)

DATE	OPPONENT	P/S	TACKLES							INTERCEPTIONS				FUMBLES			ST			MISC		W/L/T	SCORE				
			TK	S	A	SK	YDS	TFL	YDS	QBH	NO	YDS	LG	TD	PD	FF	FR	TD	YDS	TK	S			A	FF	FR	S
09/12	Seahawks	S	1	1	0	0.0	0.0	0	0	0	0	0	0	0	0	0	0	0	0	0	0	0	0	0	0	L	16-28
09/19	Rams	P	0	0	0	0.0	0.0	0	0	0	0	0	0	0	0	0	0	0	0	0	0	0	0	0	0	L	24-27
09/26	at Titans	P	2	2	0	0.0	0.0	0	0	0	0	0	0	0	0	0	0	0	0	0	0	0	0	0	0	L	16-25
10/03	at Dolphins	S	2	0	2	0.0	0.0	0	0	0	0	0	0	0	0	0	0	0	1	1	0	0	0	0	0	W	27-17
10/11	at Ravens	P	0	0	0	0.0	0.0	0	0	0	0	0	0	0	0	0	0	0	1	0	1	0	0	0	0	L	25-31+
10/17	Texans	S	2	1	1	0.0	0.0	0	0	0	0	0	0	0	0	0	0	0	0	0	0	0	0	0	0	W	31-3
10/24	at 49ers	S	3	0	3	0.0	0.0	0	0	0	0	0	0	0	0	0	0	0	2	1	1	0	0	0	0	W	30-18
10/31	Titans	P	2	1	1	0.0	0.0	0	0	0	0	0	0	0	0	0	0	0	1	1	0	0	0	0	0	L	31-34+
11/04	Jets	S	0	0	0	0.0	0.0	0	0	0	0	0	0	0	1	0	0	0	0	0	0	0	0	0	0	W	45-30
11/14	Jaguars	S	1	1	0	0.0	0.0	0	0	0	0	0	0	0	0	0	0	0	0	0	0	0	0	0	0	W	23-17
11/21	at Bills	S	2	2	0	0.0	0.0	0	0	0	1	8	8	0	1	0	0	0	0	1	0	1	0	0	0	W	41-15
11/28	Buccaneers	S	2	2	0	0.0	0.0	0	0	0	0	0	0	0	0	0	0	0	1	1	0	0	0	0	0	L	31-38
12/05	at Texans	P	2	0	2	0.0	0.0	0	0	0	0	0	0	0	0	0	0	0	1	0	1	0	0	0	0	W	31-0
12/18	Patriots	S	2	0	2	0.0	0.0	0	0	0	0	0	0	0	0	0	0	0	0	0	0	0	0	0	0	W	27-17
12/25	at Cardinals	S	1	1	0	0.0	0.0	0	0	0	0	0	0	0	0	0	0	0	2	2	0	0	0	0	0	W	22-16
01/02	Raiders	P	4	2	2	0.0	0.0	1	2	0	0	0	0	0	0	0	0	0	1	1	0	0	0	0	0	L	20-23
01/09	at Jaguars	S	3	1	2	0.0	0.0	0	0	0	0	0	0	0	0	0	0	0	0	0	0	0	1	0	0	L	11-26
<b>2021 TOTALS</b>			<b>17-11</b>	<b>29</b>	<b>14</b>	<b>15</b>	<b>0.0</b>	<b>0.0</b>	<b>1</b>	<b>2</b>	<b>0</b>	<b>1</b>	<b>8</b>	<b>8</b>	<b>0</b>	<b>2</b>	<b>0</b>	<b>0</b>	<b>0</b>	<b>11</b>	<b>7</b>	<b>4</b>	<b>0</b>	<b>1</b>	<b>0</b>	<b>0</b>	<b>9-8</b>

+ - Overtime

### 2022 GAME-BY-GAME REGULAR-SEASON STATISTICS (COLTS)

DATE	OPPONENT	P/S	TACKLES							INTERCEPTIONS				FUMBLES			ST			MISC		W/L	SCORE				
			TK	S	A	SK	YDS	TFL	YDS	QBH	NO	YDS	LG	TD	PD	FF	FR	TD	YDS	TK	S			A	FF	FR	S
09/11	at Texans	S	8	6	2	0.0	0.0	0	0	0	0	0	0	0	0	0	0	0	0	0	0	0	0	0	0	T	20-20
09/18	at Jaguars	S	10	8	2	0.0	0.0	1	1	0	0	0	0	0	0	0	0	0	0	0	0	0	0	0	0	L	0-24
09/25	Chiefs	S	12	8	4	0.0	0.0	1	3	1	0	0	0	0	1	0	0	0	0	0	0	0	0	0	0	W	20-17
10/02	Titans	S	15	8	7	0.0	0.0	0	0	1	0	0	0	0	0	0	0	0	0	0	0	0	0	0	0	L	17-24
10/06	at Broncos	S	9	4	5	0.0	0.0	0	0	0	0	0	0	0	1	0	0	0	0	0	0	0	0	0	0	W	12-9+
10/16	Jaguars	S	11	7	4	0.0	0.0	1	0	0	0	0	0	0	0	0	0	0	1	0	1	0	0	0	0	W	34-27
10/23	at Titans	S	7	4	3	0.0	0.0	1	0	0	0	0	0	0	0	0	0	0	0	0	0	0	0	0	0	L	10-19
10/30	Commanders	S	8	6	2	0.0	0.0	1	3	0	0	0	0	0	1	0	0	0	0	0	0	0	0	0	0	L	16-17
11/06	at Patriots	S	6	5	1	0.5	2.5	2	4	1	0	0	0	0	0	0	0	0	0	0	0	0	0	0	0	L	3-26
11/13	at Raiders	S	10	7	3	0.0	0.0	1	1	0	0	0	0	0	0	0	0	0	0	0	0	0	0	0	0	W	25-20
11/20	Eagles	S	13	5	8	0.5	3.0	0	0	1	0	0	0	0	0	1	0	0	0	0	0	0	0	0	0	L	16-17
11/28	Steelers	S	11	5	6	0.0	0.0	0	0	0	0	0	0	0	0	0	0	0	0	0	0	0	0	0	0	L	17-24
12/04	at Cowboys	S	10	6	4	0.0	0.0	1	0	0	0	0	0	0	1	0	0	0	0	0	0	0	0	0	0	L	19-54
12/17	at Vikings	S	10	6	4	0.0	0.0	0	0	0	0	0	0	0	0	1	0	0	0	0	0	0	0	0	0	L	36-39+
<b>2022 TOTALS</b>			<b>14-14</b>	<b>140</b>	<b>85</b>	<b>55</b>	<b>1.0</b>	<b>5.5</b>	<b>9</b>	<b>12</b>	<b>4</b>	<b>0</b>	<b>0</b>	<b>0</b>	<b>0</b>	<b>4</b>	<b>2</b>	<b>0</b>	<b>0</b>	<b>10</b>	<b>1</b>	<b>0</b>	<b>0</b>	<b>0</b>	<b>0</b>	<b>4-9-1</b>	

+ - Overtime

### 2018 GAME-BY-GAME POSTSEASON STATISTICS (COLTS)

DATE	OPPONENT	P/S	TACKLES							INTERCEPTIONS				FUMBLES			ST			MISC		W/L	SCORE				
			TK	S	A	SK	YDS	TFL	YDS	QBH	NO	YDS	LG	TD	PD	FF	FR	TD	YDS	TK	S			A	FF	FR	S
01/05	at Texans	S	0	0	0	0.0	0.0	0	0	0	0	0	0	0	0	0	0	0	0	0	0	0	0	0	0	W	21-7
01/12	at Chiefs	S	0	0	0	0.0	0.0	0	0	0	0	0	0	0	0	0	0	0	0	0	0	0	0	0	0	L	13-31
<b>2018 TOTALS</b>			<b>2-2</b>	<b>0</b>	<b>0</b>	<b>0.0</b>	<b>0.0</b>	<b>0</b>	<b>0</b>	<b>0</b>	<b>0</b>	<b>0</b>	<b>0</b>	<b>0</b>	<b>0</b>	<b>0</b>	<b>0</b>	<b>0</b>	<b>0</b>	<b>0</b>	<b>0</b>	<b>0</b>	<b>0</b>	<b>0</b>	<b>0</b>	<b>1-1</b>	

### 2020 GAME-BY-GAME POSTSEASON STATISTICS (COLTS)

DATE	OPPONENT	P/S	TACKLES							INTERCEPTIONS				FUMBLES			ST			MISC		W/L	SCORE				
			TK	S	A	SK	YDS	TFL	YDS	QBH	NO	YDS	LG	TD	PD	FF	FR	TD	YDS	TK	S			A	FF	FR	S
01/09	at Bills	P	0	0	0	0.0	0.0	0	0	0	0	0	0	0	0	0	0	0	0	1	0	1	0	0	0	L	24-27
<b>2020 TOTALS</b>			<b>1-0</b>	<b>0</b>	<b>0</b>	<b>0.0</b>	<b>0.0</b>	<b>0</b>	<b>0</b>	<b>0</b>	<b>0</b>	<b>0</b>	<b>0</b>	<b>0</b>	<b>0</b>	<b>0</b>	<b>0</b>	<b>0</b>	<b>0</b>	<b>1</b>	<b>0</b>	<b>1</b>	<b>0</b>	<b>0</b>	<b>0</b>	<b>0-1</b>	



# 62 WESLEY FRENCH

CENTER



**WESLEY FRENCH:** SIGNED BY THE COLTS AS AN UNDRAFTED FREE AGENT ON MAY 13, 2022.

**6-4 • 307 LBS**  
**NFL EXP: ROOKIE**  
**BORN: 11/30/96**



**COLLEGE:**  
**WESTERN MICHIGAN**

## 4TH-AND-SHORT

- Earned CoSIDA Academic All-District accolades in 2020.
- Earned Academic All-MAC honors in 2018.

### NFL HIGHLIGHTS

- In 2022, he has been active for two games, but did not see game action.

### COLLEGE HIGHLIGHTS

- Saw action in 39 games (23 starts) at Western Michigan (2015-21) along the offensive and defensive lines. He earned starts at left tackle (13), center (six) and nose guard (four). French also compiled 22 tackles (13 solo) and 1.5 tackles for loss.
- In 2021, he started all 13 games at left tackle.
- Started all six games at center in 2020 and helped Western Michigan rank in the top-10 in the nation in points per game (41.7). He was named CoSIDA Academic All-District accolades.
- Did not see game action in 2019 after suffering a foot injury.
- In 2018, he appeared in 13 games (four starts) and tallied 22 tackles (13 solo) and 1.5 tackles for loss. Earned Academic All-MAC honors.
- Appeared in three games in 2017 and didn't register any statistics.
- In 2016, he saw action in four games and didn't record any statistics.
- Did not see game action in the 2015 season.

### PERSONAL

- Attended St. Joseph (Mich.) High School and was named first team all-state in 2014.
- Ranked the No. 10 prospect in Michigan by *Rivals*.
- Majored in interdisciplinary health services.
- A native of Benton Harbor, Mich.







## WESLEY FRENCH'S - NFL REGULAR SEASON STATISTICS

DATE	TEAM	GP	GS
2022	Colts	0	0
<b>TOTALS</b>		<b>0</b>	<b>0</b>

## 2022 GAME-BY-GAME REGULAR-SEASON STATISTICS (COLTS)

DATE	OPPONENT	P/S		W/L/T	SCORE
09/11	at Texans		ON INACTIVE LIST	T	20-20
09/18	at Jaguars		ON INACTIVE LIST	L	0-24
09/25	Chiefs		DID NOT PLAY (NON-INJURY)	W	20-17
10/02	Titans		ON INACTIVE LIST	L	17-24
10/06	at Broncos		INACTIVE	W	12-9+
10/16	Jaguars		ON INACTIVE LIST	W	34-27
10/23	at Titans		ON INACTIVE LIST	L	10-19
10/30	Commanders		ON INACTIVE LIST	L	16-17
11/06	at Patriots		ON INACTIVE LIST	L	3-26
11/13	at Raiders		ON INACTIVE LIST	W	25-20
11/20	Eagles		DID NOT PLAY (NON-INJURY)	L	16-17
11/28	Steelers		ON INACTIVE LIST	L	17-24
12/04	at Cowboys		DID NOT PLAY (NON-INJURY)	L	19-54
12/17	at Vikings		ON INACTIVE LIST	L	36-39+
<b>2022 TOTALS</b>		<b>0-0</b>		<b>4-9-1</b>	

+- Overtime

# 75 WILL FRIES

CENTER/GUARD



**WILL FRIES:** SELECTED BY THE COLTS IN THE SEVENTH ROUND (248TH OVERALL) OF THE 2021 NFL DRAFT.



**6-6 • 305 LBS**  
**NFL EXP: 2**  
**(2ND YEAR WITH THE COLTS)**  
**BORN: 4/4/98**



**COLLEGE:**  
**PENN STATE**

## 4TH-AND-SHORT

- As a rookie, he saw action in two games.
- Selected as Penn State's Big Ten Sportsmanship Award winner in 2020.
- In 2020, he earned Second Team All-Big Ten honors.
- Garnered All-Big Ten honorable mention accolades from the coaches and media in 2019.

## DOWN THE STRETCH

**What is on your bucket list:** I want to go shark fishing.

**Do you have a pregame ritual:** I take a lap around the field.

**What is the best advice you've been given:** How you do one thing is how you do everything.

**Who is your mentor:** My dad

**Who is your favorite artist:** Blake Shelton

**What is your favorite TV show:** "The Sopranos"

**What is your favorite movie:** "Interstellar"

**What are your pet peeves:** Loud chewing

**What is one thing you can't live without:** Floss picks

**Who was your favorite athlete growing up:** Nick Mangold

**What are your hobbies off the field:** Fishing and barbecue

# 75 WILL FRIES

CENTER/GUARD



## NFL HIGHLIGHTS

- In two seasons with the Colts (2021-22), he has seen action in 15 games (six starts) on offense and special teams and has also added one fumble recovery.
- Has appeared in 13 games (six starts) in 2022. In Week 4 vs. Tennessee, he recorded his first career start at right guard. In Week 10 at Las Vegas, he was part of an offensive line that paved the way for the Colts to rush for 207 yards.
- In 2021, he appeared in two games on offense.

## COLLEGE HIGHLIGHTS

- Played in 48 games (42 starts) at Penn State (2016-20). He started 26 games at right tackle, nine at left tackle, six at right guard and one at left guard. Selected as Penn State's Big Ten Sportsmanship Award winner in 2020.
- As a redshirt senior, he earned Second Team All-Big Ten honors after he started all nine games on the offensive line. Started the first three games at right tackle before starting the final six at right guard. He was named to Phil Steele's Second Team All-Big Ten list after he helped pave the way for a Penn State offense that ranked second in the Big Ten in total offense (430.3).
- In 2019, he garnered All-Big Ten honorable mention accolades by the coaches and media after he started all 13 games at right tackle. In the Cotton Bowl, he was part of an offensive line that set a school bowl-game program record in points scored (53) and registered the second-most total yards (529) in school bowl-game history. He also was one of 11 players on the roster to earn their degree before the Cotton Bowl.
- As a redshirt sophomore, he saw action in 13 games (11 starts). He made seven starts at right tackle and four at left tackle. Against Michigan State's No. 1 rush defense, he helped the Penn State offense register 205 yards on the ground.
- In 2017, he competed in 13 games (nine starts) as a redshirt freshman. He recorded starts at left tackle (five), right tackle (three) and left guard (one). He was named Honorable Mention All-Freshman Team by Big Ten Network.
- Redshirted the 2016 season.

## PERSONAL

- Attended Cranford (N.J.) High School and played on both the offensive line and defensive line.
- As a senior, he was a team captain at right guard and defensive lineman and helped lead the team to an undefeated season and a state championship.
- Rated a four-star prospect by *Rivals*.
- Also lettered on the track and field team in the shot put and lettered one year in basketball.
- Participated in the NFL's My Cause My Cleats initiative and represented Headstrong (2021).
- Invited to the 2021 East-West Shrine Bowl and the NFLPA Collegiate Bowl, but both events were canceled due to the COVID-19 pandemic.
- Majored in economics.
- A native of Cranford, N.J.



@willfries55



@willfries55

# 75

# WILL FRIES

CENTER/GUARD



## WILL FRIES' - NFL REGULAR SEASON STATISTICS

DATE	TEAM	GP	GS
2021	Colts	2	0
2022	Colts	13	6
<b>TOTALS</b>		<b>15</b>	<b>6</b>

### 2021 GAME-BY-GAME REGULAR-SEASON STATISTICS (COLTS)

DATE	OPPONENT	P/S		W/L	SCORE
09/12	Seahawks		ON INACTIVE LIST	L	16-28
09/19	Rams		ON INACTIVE LIST	L	24-27
09/26	at Titans		ON INACTIVE LIST	L	16-25
10/03	at Dolphins		DID NOT PLAY (NON-INJURY)	W	27-17
10/11	at Ravens		DID NOT PLAY (NON-INJURY)	L	25-31+
10/17	Texans		DID NOT PLAY (NON-INJURY)	W	31-3
10/24	at 49ers		ON INACTIVE LIST	W	30-18
10/31	Titans		ON INACTIVE LIST	L	31-34+
11/04	Jets		INACTIVE	W	45-30
11/14	Jaguars		ON INACTIVE LIST	W	23-17
11/21	at Bills		ON INACTIVE LIST	W	41-15
11/28	Buccaneers		ON INACTIVE LIST	L	31-38
12/05	at Texans	P		W	31-0
12/18	Patriots		DID NOT PLAY (NON-INJURY)	W	27-17
12/25	at Cardinals	P		W	22-16
01/02	Raiders		ON INACTIVE LIST	L	20-23
01/09	at Jaguars		ON INACTIVE LIST	L	11-26
<b>2021 TOTALS</b>		<b>2-0</b>		<b>9-8</b>	

+ - Overtime

### 2022 GAME-BY-GAME REGULAR-SEASON STATISTICS (COLTS)

DATE	OPPONENT	P/S		W/L/T	SCORE
09/11	at Texans	P		T	20-20
09/18	at Jaguars		DID NOT PLAY (NON-INJURY)	L	0-24
09/25	Chiefs	P		W	20-17
10/02	Titans	S		L	17-24
10/06	at Broncos	P		W	12-9+
10/16	Jaguars	P		W	34-27
10/23	at Titans	P		L	10-19
10/30	Commanders	P		L	16-17
11/06	at Patriots	P		L	3-26
11/13	at Raiders	S		W	25-20
11/20	Eagles	S		L	16-17
11/28	Steelers	S		L	17-24
12/04	at Cowboys	S		L	19-54
12/17	at Vikings	S		L	36-39+
<b>2022 TOTALS</b>		<b>13-6</b>		<b>4-9-1</b>	

+ - Overtime



@willfries55



@willfries55

5

## STEPHON GILMORE

CORNERBACK

(steph-AHN)

AP AP  
2ND TEAM

**STEPHON GILMORE:** SIGNED BY  
THE COLTS AS AN UNRESTRICTED FREE  
AGENT ON APRIL 18, 2022.

6-0 • 190 LBS

NFL EXP: 11

(1ST YEAR WITH THE COLTS)

BORN: 9/19/90



COLLEGE:  
SOUTH CAROLINA

## 4TH-AND-SHORT

- 1x Associated Press Defensive Player of the Year (2019).
- 2x Associated Press First Team All-Pro selection (2018-19).
- 5x Pro Bowl selection (2016, 2018-21).
- In his first 10 seasons, he played in 132 games (125 starts) with the Panthers (2021), Patriots (2017-21) and Bills (2012-16) and compiled 427 tackles (374 solo), 8.0 tackles for loss, 1.0 sack, 116 passes defended, 27 interceptions (two returned for touchdowns), seven forced fumbles and three fumble recoveries.
- First defensive back to win AP Defensive Player of the Year since Troy Polamalu in 2010.
- Intercepted a pass with less than five minutes left in Super Bowl LIII to help seal the victory.
- Has his own apparel company, Gilly Lock Apparel.

## DOWN THE STRETCH

**Bucket list item:** Travel to different countries

**Nickname:** Gilly lock... on any block

**Pregame ritual:** Prayer is the only thing that's consistent

**Favorite meal:** Salmon

**Wife and kids:** Gabriëlle Gilmore, Sebastian Gilmore, Gisele Gilmore, Storey Gilmore

**Favorite TV show:** Power

**Off the field hobbies** Playing sports with my kids

**Favorite artist:** Burna Boy



@BumpNrunGilm0re



@bumpnrungilmore




### BROTHER FOLLOWING STEPHON'S LEAD

As a 10-year NFL vet, Stephon is someone a lot of corners want to model their game after. Stephon's little brother, Steven, has been able to ask for his advice since he was born. Even though Steven is nine years younger than Stephon, he has followed his lead by playing Division I football at Marshall and earning all-conference accolades. Steven earned First Team honors in 2020 and Second Team accolades as a senior in 2021.



### 2019 DEFENSIVE PLAYER OF THE YEAR

Gilmore was voted the NFL's best defender in 2019. He registered 53 tackles (44 solo), an NFL-high 20 passes defended, six interceptions (two returned for touchdowns) and one fumble recovery. His six interceptions ranked tied for first in the NFL. He became the first cornerback to win Associated Press Defensive Player of the Year since Charles Woodson in 2009 and the first defensive back since Troy Polamalu in 2010.



### NFL HIGHLIGHTS

- Has played in 146 career games (139 starts) in his time with the Colts (2022), Carolina Panthers (2021), New England Patriots (2017-21) and Buffalo Bills (2012-16) and has compiled 486 tackles (421 solo), 8.0 tackles for loss, 1.0 sack, 127 passes defended, 29 interceptions (two returned for touchdowns), seven forced fumbles and three fumble recoveries. He has started seven postseason contests, including Super Bowls LIII and LII, and totaled 19 tackles (18 solo), 11 passes defended, two interceptions and one forced fumble.
- In 2022, he has started 14 games and has compiled 59 tackles (47 solo), 11 passes defended and two interceptions. In Week 5 at Denver, he tallied five tackles (four solo), two passes defended and one interception. In Week 13 at Dallas, he tallied six tackles (five solo), two passes defended and one interception. In Week 15 at Minnesota, he finished with seven tackles (six solo) and a single-game season-high three passes defended. It marked his most passes defended in a single game since Week 15 of the 2019 season at Cincinnati.
- Selected to the Pro Bowl after he competed in eight games in 2021 with the Panthers and tallied 16 tackles (15 solo), 1.0 tackle for loss, two passes defended and two interceptions. He spent the first seven weeks of the season on the Physically Unable to Perform list.
- In 2020, he started all 11 games he saw action in and compiled 37 tackles (30 solo), 1.0 tackle for loss, three passes defended, one interception and one forced fumble. Selected to the Pro Bowl.
- Started all 16 games in 2019 and registered 53 tackles (44 solo), an NFL-high 20 passes defended, six interceptions (two returned for touchdowns) and one fumble recovery. His six interceptions ranked tied for first in the NFL. Selected as the Defensive Player of the Year by the Associated Press, PFWA and *The Sporting News*. He was the first defensive back to win AP Defensive Player of the Year since Troy Polamalu in 2010. Named an Associated Press First Team All-Pro selection and to the Pro Bowl. Selected as the AFC Defensive Player of the Month in October after he registered 11 tackles (10 solo), seven passes defended and two interceptions. Also started one

### NFL HIGHLIGHTS CONT...

- postseason contest and tallied two solo tackles.
- In 2018, he was named an Associated Press First Team All-Pro and to the Pro Bowl after he started all 16 games and accumulated 45 tackles (40 solo), 1.0 tackle for loss, 1.0 sack, 20 passes defended, two interceptions, two forced fumbles and one fumble recovery. Started three postseason contests, including Super Bowl LIII, and tallied seven solo tackles, five passes defended, two interceptions and one forced fumble. He intercepted a pass with less than five minutes remaining in the Super Bowl to help seal a New England victory.
- Started all 13 games he saw action in during the 2017 season and recorded 50 tackles (47 solo), 1.0 tackle for loss, nine passes defended and two interceptions. Started three postseason contests, including Super Bowl LII, and accumulated 10 tackles (nine solo) and six passes defended.
- In 2016, he was named to his first career Pro Bowl and to the PFWA All-NFL team after he started all 15 games he appeared in and compiled 48 tackles (42 solo), 12 passes defended and five interceptions.
- Started all 12 games he saw action in during the 2015 season and tallied 36 solo tackles, 18 passes defended and three interceptions.
- In 2014, he started all 14 games he saw action in and registered 46 tackles (38 solo), 3.0 tackles for loss, six passes defended, three interceptions and one forced fumble.
- Saw action in 11 games (nine starts) in 2013 and tallied 35 tackles (30 solo), 10 passes defended, two interceptions and one fumble recovery.
- In 2012, he started all 16 games as a rookie and accumulated 61 tackles (52 solo), 1.0 tackle for loss, 16 passes defended, one interception and three forced fumbles. Became the first Bills rookie cornerback to start the season-opener since 1987.





## COLLEGE HIGHLIGHTS

- Started all 40 games he appeared in at South Carolina (2009-2011) and recorded 181 tackles (140 solo), 15.0 tackles for loss, 7.0 sacks, 17 passes defended, eight interceptions (one returned for a touchdown), four forced fumbles and four fumble recoveries. Also added 28 punt returns for 206 yards, two kickoff returns for 47 yards and seven carries for 37 yards.
- As a junior, he was named a First Team All-SEC selection after he started all 13 games and tallied 46 tackles (35 solo), 1.0 sack, seven passes defended, four interceptions, one forced fumble and one fumble recovery. Named to the Fall Academic Honor Roll.
- In 2010, he was named First Team All-SEC and a Third Team All-America honoree after he started all 14 games and compiled 79 tackles (66 solo), 3.0 sacks, two passes defended, three interceptions, one forced fumble and one fumble recovery. Named to the Fall Academic Honor Roll.
- As a freshman, he was named to the Freshman All-SEC team after he started all 13 games and accumulated 56 tackles (39 solo), 3.0 sacks, eight passes defended, one interception, two forced fumbles and two fumble recoveries.

## PERSONAL

- Attended South Pointe High School in Rock Hill, S.C.
- As a senior, he was named first team all-state and helped his team to a 15-0 record and a state title after rushing for 1,331 yards and 23 touchdowns while passing for 1,771 yards and 14 touchdowns.
- Named a First Team All-America selection by EA Sports in 2008.
- Selected as Mr. Football for the state of South Carolina as a senior.
- Rated a five-star prospect by *Scout*.
- Has his own apparel company, Gilly Lock Apparel.
- Nickname is Gilly Lock.
- Majored in sport and entertainment management at South Carolina.
- Married to his wife, Gabrielle, and they have three children, Sebastian, Gisele and Storey.
- First name is pronounced steph-AHN.
- A native of Rock Hill, S.C.

## ADDITIONAL TRANSACTIONS

- Acquired by the Carolina Panthers in a trade with the New England Patriots on October 6, 2021.
- Signed by the Patriots as an unrestricted free agent on March 9, 2017.
- Selected by the Buffalo Bills in the first round (10th overall) of the 2012 NFL Draft.





### STEPHON GILMORE'S - NFL REGULAR SEASON STATISTICS

DATE	TEAM	GP	GS	TACKLES									INTERCEPTIONS					FUMBLES			ST		MISC				
				TK	S	A	TFL	YDS	SK	YDS	QBH	NO	YDS	LG	TD	PD	FF	FR	TD	YDS	TK	S	A	FF	FR	S	A
2012	Bills	16	16	61	52	9	1	0	0.0	0.0	0	1	23	23	0	16	3	0	0	0	0	0	0	0	0	0	0
2013	Bills	11	9	35	30	5	0	0	0.0	0.0	0	2	0	0	0	10	0	0	0	0	0	0	0	0	1	0	
2014	Bills	14	14	46	38	8	3	5	0.0	0.0	0	3	61	27	0	6	1	0	0	0	0	0	0	0	0	0	
2015	Bills	12	12	36	36	0	0	0	0.0	0.0	0	3	33	29	0	18	0	0	0	0	0	0	0	0	0	0	
2016	Bills	15	15	48	42	6	0	0	0.0	0.0	0	5	135	49	0	12	0	0	0	0	0	0	0	0	0	0	
2017	Patriots	13	13	50	47	3	1	1	0.0	0.0	0	2	59	39	0	9	0	0	0	0	0	0	0	0	0	0	
2018	Patriots	16	16	45	40	5	1	7	1.0	7.0	1	2	0	0	0	20	2	1	0	0	0	0	0	0	0	0	
2019	Patriots	16	16	53	44	9	0	0	0.0	0.0	0	6	126	64t	2	20	1	1	0	0	0	0	0	0	0	0	
2020	Patriots	11	11	37	30	7	1	2	0.0	0.0	0	1	15	15	0	3	1	0	0	0	0	0	0	0	0	0	
2021	Patriots	0	0	0	0	0	0	0	0.0	0.0	0	0	0	0	0	0	0	0	0	0	0	0	0	0	0	0	
Went from <b>New England</b> to <b>Carolina</b> .																											
2021	Panthers	8	3	16	15	1	1	2	0.0	0.0	0	2	13	13	0	2	0	0	0	0	0	0	0	0	0	0	0
2021	TOTAL	8	3	16	15	1	1	2	0.0	0.0	0	2	13	13	0	2	0	0	0	0	0	0	0	0	0	0	0
2022	Colts	14	14	59	47	12	0	0	0.0	0.0	0	2	31	31	0	11	0	0	0	0	0	0	0	0	0	0	0
<b>TOTALS</b>		<b>146</b>	<b>139</b>	<b>486</b>	<b>421</b>	<b>65</b>	<b>8</b>	<b>17</b>	<b>1.0</b>	<b>7.0</b>	<b>1</b>	<b>29</b>	<b>496</b>	<b>64T</b>	<b>2</b>	<b>127</b>	<b>7</b>	<b>2</b>	<b>0</b>	<b>0</b>	<b>0</b>	<b>0</b>	<b>0</b>	<b>0</b>	<b>0</b>	<b>1</b>	<b>0</b>

### STEPHON GILMORE'S - NFL POSTSEASON STATISTICS

DATE	TEAM	GP	GS	TACKLES									INTERCEPTIONS					FUMBLES			ST		MISC				
				TK	S	A	TFL	YDS	SK	YDS	QBH	NO	YDS	LG	TD	PD	FF	FR	TD	YDS	TK	S	A	FF	FR	S	A
2017	Patriots	3	3	10	9	1	0	0	0.0	0.0	0	0	0	0	6	0	0	0	0	0	0	0	0	0	0	0	0
2018	Patriots	3	3	7	7	0	0	0	0.0	0.0	0	2	0	0	5	1	0	0	0	0	0	0	0	0	0	0	0
2019	Patriots	1	1	2	2	0	0	0	0.0	0.0	0	0	0	0	0	0	0	0	0	0	0	0	0	0	0	0	0
<b>TOTALS</b>		<b>7</b>	<b>7</b>	<b>19</b>	<b>18</b>	<b>1</b>	<b>0</b>	<b>0</b>	<b>0.0</b>	<b>0.0</b>	<b>0</b>	<b>2</b>	<b>0</b>	<b>0</b>	<b>0</b>	<b>11</b>	<b>1</b>	<b>0</b>	<b>0</b>	<b>0</b>	<b>0</b>	<b>0</b>	<b>0</b>	<b>0</b>	<b>0</b>	<b>0</b>	<b>0</b>

#### SINGLE-GAME HIGHS: DEFENSIVE

**Total Tackles** 8 vs. Miami Dolphins, Dec 29, 2019  
...2 more at 8.

**Solo Tackles** 8 at Pittsburgh Steelers, Dec 17, 2017  
7 vs. Miami Dolphins, Dec 29, 2019  
...2 more at 7.

**Sacks** 1.0 at Tennessee Titans, Nov 11, 2018

**Passes Defensed** 5 vs. New York Giants, Oct 10, 2019  
4 at Cincinnati Bengals, Dec 15, 2019  
...4 more at 4.

**Forced Fumbles** 1 at Kansas City Chiefs, Oct 05, 2020  
...6 more at 1.

**Fumble Recoveries** 1 vs. Kansas City Chiefs, Dec 08, 2019  
...1 more at 1.

**Tackles For Loss** 2 vs. New England Patriots, Oct 12, 2014  
1 vs. Atlanta Falcons, Dec 12, 2021  
...5 more at 1.

**Interceptions** 2 at Cincinnati Bengals, Dec 15, 2019  
...2 more at 2.

**Interception Return Yards** 64 at Cincinnati Bengals, Dec 15, 2019  
56 at Cincinnati Bengals, Nov 20, 2016  
54 at Miami Dolphins, Sep 15, 2019

**Special Teams Fumble Recoveries** 1 vs. Miami Dolphins, Dec 22, 2013

#### SINGLE-GAME HIGHS - POSTSEASON: DEFENSIVE

**Total Tackles** 5 at Los Angeles Rams, Feb 03, 2019  
...1 more at 5.

**Solo Tackles** 5 at Los Angeles Rams, Feb 03, 2019  
...1 more at 5.

**Passes Defensed** 3 at Los Angeles Rams, Feb 03, 2019  
2 vs. Los Angeles Chargers, Jan 13, 2019  
...3 more at 2.

**Forced Fumbles** 1 at Los Angeles Rams, Feb 03, 2019

**Interceptions** 1 at Los Angeles Rams, Feb 03, 2019  
...1 more at 1.













# 5

# STEPHON GILMORE

## CORNERBACK

(steph-AHN)

AP AP  
2ND TEACHING TEAM



### 2019 GAME-BY-GAME POSTSEASON STATISTICS (PATRIOTS)

DATE	OPPONENT	P/S	TACKLES							INTERCEPTIONS				FUMBLES			ST			MISC		W/L	SCORE					
			TK	S	A	SK	YDS	TFL	YDS	QBH	NO	YDS	LG	TD	PD	FF	FR	TD	YDS	TK	S			A	FF	FR	S	A
01/04	Titans	S	2	2	0	0	0	0	0	0	0	0	0	0	0	0	0	0	0	0	0	0	0	0	0	0	L	13-20
<b>2019 TOTALS</b>		<b>1-1</b>	<b>2</b>	<b>2</b>	<b>0</b>	<b>0</b>	<b>0</b>	<b>0</b>	<b>0</b>	<b>0</b>	<b>0</b>	<b>0</b>	<b>0</b>	<b>0</b>	<b>0</b>	<b>0</b>	<b>0</b>	<b>0</b>	<b>0</b>	<b>0</b>	<b>0</b>	<b>0</b>	<b>0</b>	<b>0</b>	<b>0</b>	<b>0</b>	<b>0-1</b>	



@BumpNrunGilm0re



@bumpnrungilmore

# 83

# KYLEN GRANSON

TIGHT END



**KYLEN GRANSON:** SELECTED BY THE COLTS IN THE FOURTH ROUND (127TH OVERALL) OF THE 2021 NFL DRAFT.



**6-3 • 242 LBS**  
**NFL EXP: 2**  
(2ND YEAR WITH THE COLTS)  
**BORN: 3/27/98**



**COLLEGE:**  
**SMU**

## 4TH-AND-SHORT

- In his rookie season, he saw action in all 17 games and recorded 11 receptions for 106 yards.
- Holds the SMU school record for the most career receiving touchdowns (14) by a tight end and finished his career at SMU second in receptions (78) and receiving yards (1,257) by a tight end.
- In 2020, he garnered First Team All-AAC honors.
- Held the last name of Skonning until his senior season of college, when he took the last name of his stepdad, David Granson.

## DOWN THE STRETCH

**What is on your bucket list:** Skydiving, drive a monster truck

**Do you have any nicknames:** KG, Granny

**Do you have any hidden talents:** I can do moderately accurate impersonations

**What is one thing you can't live without:** Food

**Who was your favorite athlete growing up:** Walter Payton, Brian Urlacher

**What are your hobbies off the field:** Reading, video games and napping

@theKCG18

@k\_granson18



### KG'S KIDS

When Granson was little, he loved playing video games so his mom cut him a deal. For every minute he spent reading a book, he could earn an equal amount of time to play video games. It was supposed to be a form of discipline, but it led to Granson starting to enjoy reading instead of dreading it. It developed into a passion of his, and he created his own 501 (c) (3) to help spread his love of reading to kids. KG's Kids works to expose students to the importance of reading by providing opportunities and supplies to help support student's reading careers. The foundation has donated books to classrooms, helped teachers build racially inclusive classroom libraries, and delivered backpacks to students with materials inside that keep students engaged with reading over the summer.



### NFL HIGHLIGHTS

- In two seasons with the Colts (2021-22), he has appeared in 30 games (four starts) and recorded 42 receptions for 408 yards.
- In 2022, he has seen action in 13 games (four starts) and has compiled 31 receptions for 302 yards. He also has returned one kickoff for 15 yards. Made his first career start in Week 2 at Jacksonville. In Week 4 vs. Tennessee, he compiled a single-game career-high 62 receiving yards on four receptions.
- Played in all 17 games in 2021 and tallied 11 receptions for 106 yards.

### COLLEGE HIGHLIGHTS

- Appeared in 41 total games (30 starts) at SMU (2019-20) and Rice (2016-17) and recorded 129 receptions for 1,879 yards and 16 touchdowns. Holds the SMU school record for the most career receiving touchdowns (14) by a tight end. Finished his career at SMU second in receptions (78) and receiving yards (1,257) by a tight end.
- In 2020, he earned First Team All-AAC honors and was named to Dave Campbell's All-Texas College Second Team after he started all 10 games and recorded 35 receptions for 536 yards and a team-high five touchdowns. His yards per reception (15.31) ranked 10th in the AAC. At Temple, he registered six receptions for a single-game career-high 149 yards and one touchdown.
- As a junior at SMU, he was named Second Team All-AAC after he started all 13 games and tallied 43 receptions for 721 yards and nine touchdowns (a single-season career high by an SMU tight end). Also added

### COLLEGE HIGHLIGHTS CONT...

two carries for 11 yards. Selected to Dave Campbell's All Texas College Offense. His nine receiving touchdowns were the 10th-most in a single season in school history. Tallied four consecutive games with a touchdown reception.

- Sat out the 2018 season due to NCAA transfer rules.
- In 2017 at Rice, he appeared in 10 games (five starts) and recorded 18 receptions for 241 yards as well as six carries for 51 yards.
- As a true freshman, he competed in eight games (two starts) and accumulated 33 receptions for a team-high 381 yards and two touchdowns. Also contributed 41 yards on four carries. His 33 receptions ranked second on the team.

### PERSONAL

- Attended Westlake High School in Austin, Texas and tallied 48 receptions for 739 yards and 11 touchdowns during his career.
- Was high school teammates with fellow 2021 Colts draft pick Sam Ehlinger.
- As a senior, he earned second team all-district honors after he recorded 39 receptions for 630 yards and 10 touchdowns while also rushing for 100 yards after missing the first seven games of the season.
- Qualified for regionals in the 4x200 relay in track.
- Garnered academic all-state honorable mention honors.
- Participated in the NFL's My Cause My Cleats initiative and represented KG's Kids (2021).
- Was a member of FCA and the National Honor Society.
- Held the last name of Skonning until his senior season of college, when he took the last name of his stepdad, David Granson.
- Grew up in Austin, Texas.





## KYLEN GRANSON'S - NFL REGULAR SEASON STATISTICS

DATE	TEAM	GP	GS	RECEIVING					RUSHING				
				NO.	YDS.	AVG.	LG	TD	NO.	YDS.	AVG.	LG	TD
2021	Colts	17	0	11	106	9.6	27	0	0	0	0.0	0	0
2022	Colts	13	4	31	302	9.7	32	0	1	0	0.0	0	0
<b>TOTALS</b>		<b>30</b>	<b>4</b>	<b>42</b>	<b>408</b>	<b>9.7</b>	<b>32</b>	<b>0</b>	<b>1</b>	<b>0</b>	<b>0.0</b>	<b>0</b>	<b>0</b>

## KYLEN GRANSON'S - NFL REGULAR SEASON STATISTICS

DATE	TEAM	KICKOFF RETURNS					PUNT RETURNS					
		RET.	YDS.	AVG.	LG	TD	NO.	FC	YDS.	AVG.	LG	TD
2021	Colts	0	0	0.0	0	0	0	0	0	0.0	0	0
2022	Colts	1	15	15.0	15	0	0	0	0	0.0	0	0
<b>TOTALS</b>		<b>1</b>	<b>15</b>	<b>15.0</b>	<b>15</b>	<b>0</b>	<b>0</b>	<b>0</b>	<b>0</b>	<b>0.0</b>	<b>0</b>	<b>0</b>

## SINGLE-GAME HIGHS: RUSHING/RECEIVING

<b>Receptions</b>	4 at Dallas Cowboys, Dec 04, 2022 ...3 more at 4.	<b>Longest Receptions</b>	32 at Las Vegas Raiders, Nov 13, 2022 27 vs. New York Jets, Nov 04, 2021
<b>Receiving Yards</b>	62 vs. Tennessee Titans, Oct 02, 2022 57 at Las Vegas Raiders, Nov 13, 2022 38 vs. Jacksonville Jaguars, Oct 16, 2022	<b>All-Purpose Yards</b>	21 at Minnesota Vikings, Dec 17, 2022 62 vs. Tennessee Titans, Oct 02, 2022 57 at Las Vegas Raiders, Nov 13, 2022 38 vs. Jacksonville Jaguars, Oct 16, 2022
<b>Receiving Average</b>	15.5 vs. Tennessee Titans, Oct 02, 2022 14.3 at Las Vegas Raiders, Nov 13, 2022 9.5 vs. Jacksonville Jaguars, Oct 16, 2022	<b>Longest Kickoff Return</b>	15 at Jacksonville Jaguars, Sep 18, 2022

## 2021 GAME-BY-GAME REGULAR-SEASON STATISTICS (COLTS)

DATE	OPPONENT	P/S	RECEIVING					RUSHING					W/L	SCORE
			NO.	YDS.	AVG.	LG	TD	NO.	YDS.	AVG.	LG	TD		
09/12	Seahawks	P	0	0	0.0	0	0	0	0	0.0	0	0	L	16-28
09/19	Rams	P	0	0	0.0	0	0	0	0	0.0	0	0	L	24-27
09/26	at Titans	P	0	0	0.0	0	0	0	0	0.0	0	0	L	16-25
10/03	at Dolphins	P	1	3	3.0	3	0	0	0	0.0	0	0	W	27-17
10/11	at Ravens	P	2	19	9.5	15	0	0	0	0.0	0	0	L	25-31+
10/17	Texans	P	0	0	0.0	0	0	0	0	0.0	0	0	W	31-3
10/24	at 49ers	P	0	0	0.0	0	0	0	0	0.0	0	0	W	30-18
10/31	Titans	P	1	0	0.0	0	0	0	0	0.0	0	0	L	31-34+
11/04	Jets	P	1	27	27.0	27	0	0	0	0.0	0	0	W	45-30
11/14	Jaguars	P	1	15	15.0	15	0	0	0	0.0	0	0	W	23-17
11/21	at Bills	P	1	8	8.0	8	0	0	0	0.0	0	0	W	41-15
11/28	Buccaneers	P	2	22	11.0	15	0	0	0	0.0	0	0	L	31-38
12/05	at Texans	P	1	6	6.0	6	0	0	0	0.0	0	0	W	31-0
12/18	Patriots	P	0	0	0.0	0	0	0	0	0.0	0	0	W	27-17
12/25	at Cardinals	P	1	6	6.0	6	0	0	0	0.0	0	0	W	22-16
01/02	Raiders	P	0	0	0.0	0	0	0	0	0.0	0	0	L	20-23
01/09	at Jaguars	P	0	0	0.0	0	0	0	0	0.0	0	0	L	11-26
<b>2021 TOTALS</b>		<b>17-0</b>	<b>11</b>	<b>106</b>	<b>9.6</b>	<b>27</b>	<b>0</b>	<b>0</b>	<b>0</b>	<b>0.0</b>	<b>0</b>	<b>0</b>	<b>9-8</b>	

+ - Overtime





# 83

# KYLEN GRANSON

## TIGHT END



### 2022 GAME-BY-GAME REGULAR-SEASON STATISTICS (COLTS)

DATE	OPPONENT	P/S	RECEIVING					RUSHING					TD	W/L/T	SCORE
			NO.	YDS.	AVG.	LG	TD	NO.	YDS.	AVG.	LG	TD			
09/11	at Texans	P	3	22	7.3	12	0	0	0	0.0	0	0	0	T	20-20
09/18	at Jaguars	S	2	14	7.0	8	0	0	0	0.0	0	0	0	L	0-24
09/25	Chiefs	S	2	7	3.5	5	0	0	0	0.0	0	0	0	W	20-17
10/02	Titans	P	4	62	15.5	20	0	0	0	0.0	0	0	0	L	17-24
10/06	at Broncos	P	1	16	16.0	16	0	0	0	0.0	0	0	0	W	12-9+
10/16	Jaguars	S	4	38	9.5	17	0	0	0	0.0	0	0	0	W	34-27
10/23	at Titans	P	1	6	6.0	6	0	0	0	0.0	0	0	0	L	10-19
10/30	Commanders	P	3	11	3.7	15	0	0	0	0.0	0	0	0	L	16-17
11/06	at Patriots	P	0	0	0.0	0	0	1	0	0.0	0	0	0	L	3-26
11/13	at Raiders	P	4	57	14.3	32	0	0	0	0.0	0	0	0	W	25-20
11/20	Eagles	P	1	16	16.0	16	0	0	0	0.0	0	0	0	L	16-17
11/28	Steelers													L	17-24
12/04	at Cowboys	S	4	19	4.8	9	0	0	0	0.0	0	0	0	L	19-54
12/17	at Vikings	P	2	34	17.0	21	0	0	0	0.0	0	0	0	L	36-39+
<b>2022 TOTALS</b>		<b>13-4</b>	<b>31</b>	<b>302</b>	<b>9.7</b>	<b>32</b>	<b>0</b>	<b>1</b>	<b>0</b>	<b>0.0</b>	<b>0</b>	<b>0</b>	<b>0</b>	<b>4-9-1</b>	

ON INACTIVE LIST

+ - Overtime



@theKCG18



@k\_granson18



**MATT HAACK**: SIGNED BY THE COLTS  
AS A FREE AGENT ON AUGUST 26, 2022.

**6-0 • 205 LBS**

**NFL EXP: 6**  
**(1ST YEAR WITH THE COLTS)**  
**BORN: 7/25/94**



**COLLEGE:**  
**ARIZONA STATE**

## 4TH-AND-SHORT

- In his first five seasons, he appeared in 81 games in his time with Buffalo (2021) and Miami (2017-20) and has totaled 359 punts for 15,954 yards (44.4 avg./39.6 net avg.) with 132 punts pinned inside the 20-yard line.
- He finished his career in Miami as the Dolphins' all-time leader in career net punting average (39.9) and holds the single-season record for most punts downed inside the 20-yard line (35 in 2018).
- Became the 19th punter in NFL history to throw a touchdown pass and the first to do so on a one-yard scoring play against Philadelphia in 2019.
- Finished his career at Arizona State ranked fourth all-time in punt average (43.0).

### THE MOUNTAINEER SHOT

A play that would not only go down in Miami Dolphins' history, but also make its way into NFL record books was simply known in the playbook as "Mountaineer Shot." Down 13-7 with time winding down in the first half, Miami had failed to convert on seven previous "and-goal" plays and needed a score. After failing on third-and-goal from the one-yard line, Miami trotted out an unusual formation that found Matt Haack all alone with nothing but a center to block two defenders. As the ball was snapped, Haack looked to throw a screen pass before finding kicker Jason Sanders, who slipped through the defense and the two became the first punter-kicker duo to throw and catch a touchdown in NFL history. Haack also became the 19th punter in league history to throw a touchdown pass and the first to throw it on a one-yard scoring play. The play went on to win the NFL Play of the Year at the NFL Honors in 2019.





## NFL HIGHLIGHTS

- Has played in 95 career games in his time with the Colts (2022), Buffalo Bills (2021) and Miami Dolphins (2017-20) and has totaled 420 punts for 18,677 yards (44.5 avg./39.7 net avg.) with 157 punts pinned inside the 20-yard line.
- Has appeared in 14 games in 2022 and has recorded 61 punts for 2,723 yards (44.6 avg./40.5 net avg.) with 25 punts pinned inside the 20-yard line. In Week 1 against Houston, he had a single-game career-high 70-yard punt that was downed at the one-yard line. In Week 8 vs. Washington, he recorded four punts for 227 yards (56.8 avg./51.0 net avg.) with three pinned inside the 20-yard line. His 56.8 avg. (since at least 1939) and 51.0 net avg. (since at least 1976) both rank as the second-most by a Colts player in a single game with a minimum four punts.
- In 2021, he saw action in all 17 games and registered 52 punts for 2,230 yards (42.9 avg./37.6 net avg.) with 18 pinned inside the 20-yard line. He also appeared in two postseason contests and recorded four punts for 175 yards (43.8 avg./28.8 net avg.).
- He competed in all 16 games in 2020 and tallied 68 punts for 3,040 yards (44.7 avg./39.8 net avg.) and 26 downed inside the 20-yard line and finished as the Dolphins' all-time leader in career net punting average (39.9).
- In 2019, he appeared in all 16 games and compiled 69 punts for 3,105 yards (45.0 avg./41.1 net avg.) with 23 pinned inside the 20-yard line. Haack also completed a one-yard touchdown pass to kicker Jason Sanders. He became the 19th punter in NFL history to throw a touchdown.
- He saw action in all 16 games in 2018 and registered 87 punts for 3,384 yards (44.6 avg./38.4 net avg.) and 35 downed inside the 20-yard line. Haack was named AFC Special Teams Player of the Week in Week 9 after he tallied nine punts for 402 yards (44.7 avg./42.8 net avg.). He tied his Dolphins single-game record with seven punts inside the 20. He also set the Dolphins single-season franchise record with 34 punts downed inside the 20.
- In 2017, he competed in all 16 games and accumulated 83 punts for 3,695 yards (44.5 avg./40.7 net avg.) and 30 pinned inside the 20-yard line. In Week 13 vs. Denver, he set the Dolphins single-game record with seven punts downed inside the 20-yard line.

## COLLEGE HIGHLIGHTS

- Appeared in 44 games at Arizona State (2013-16) and compiled 209 punts for 8,891 yards (43.0 avg.). He also added one pass completion for 27 yards and one carry for seven yards. He finished with a 43.0 punt average, which ranked tied for fourth all-time in Arizona State history.
- In 2016, he competed in 12 games and recorded 66 punts for 2,897 yards (43.9 avg.). He also added one carry for seven yards.
- As a junior, he saw action in all 13 games and tallied 74 punts for 3,186 yards (43.1 avg.). He also completed one pass for 27 yards.
- In 2014, he appeared in all 13 games and registered 53 punts for 2,296 yards (43.3 avg.).
- As a freshman, he competed in six games and totaled 16 punts for 612 yards (38.3 avg.).

## PERSONAL

- Attended Dowling High School in West Des Moines, Iowa.
- Ranked by Rivals as the No. 15 kicker in the nation and Iowa's No. 10 prospect.
- Also competed as a wide receiver in high school.
- Named first team all-state 4A as a punter in 2012 by the *Des Moines Register*.
- Named first team all-state 4A as a wide receiver by the Iowa Newspaper Association.
- Earned his degree in sports business.
- A native of West Des Moines, Iowa.

## ADDITIONAL TRANSACTIONS

- Released by the Buffalo Bills on August 22, 2022.
- Signed by the Bills as an unrestricted free agent on March 18, 2021.
- Re-signed by the Miami Dolphins as a restricted free agent on April 1, 2020.
- Signed by the Dolphins as an undrafted free agent on May 5, 2017.



## REGULAR SEASON COMPARISON: PUNTING - LOS ANGELES CHARGERS

DATE	OPP	W/L	GP/GS	NO.	YDS.	AVG.	TB	IN20	LG
9/17/17	MIA @ LAC	W	P	3	130	43.3	1	0	58
9/29/19	MIA vs. LAC	L	P	2	103	51.5	0	1	57
11/15/20	MIA vs. LAC	W	P	2	104	52.0	0	1	62
<b>TOTALS</b>		<b>2/1</b>	<b>3/0</b>	<b>7</b>	<b>337</b>	<b>48.1</b>	<b>1</b>	<b>2</b>	<b>62</b>

## MATT HAACK'S - NFL REGULAR SEASON STATISTICS

DATE	TEAM	GP	NO.	YDS.	AVG.	OPP. RET.	YDS.	NET YDS.	AVG.	TB	IN20	LG	BK
2017	Dolphins	16	83	3,695	44.5	33	220	3,375	40.7	5	30	64	0
2018	Dolphins	16	87	3,884	44.6	37	384	3,380	38.4	6	35	65	1
2019	Dolphins	16	69	3,105	45.0	29	229	2,836	41.1	2	23	62	0
2020	Dolphins	16	68	3,040	44.7	24	297	2,703	39.8	2	26	63	0
2021	Bills	17	52	2,230	42.9	18	96	1,994	37.6	7	18	63	1
2022	Colts	14	61	2,723	44.6	22	151	2,512	40.5	3	25	70	1
<b>TOTALS</b>		<b>95</b>	<b>420</b>	<b>18,677</b>	<b>44.5</b>	<b>163</b>	<b>1,377</b>	<b>16,800</b>	<b>39.7</b>	<b>25</b>	<b>157</b>	<b>70</b>	<b>3</b>

## MATT HAACK'S - NFL POSTSEASON STATISTICS

DATE	TEAM	GP	NO.	YDS.	AVG.	OPP. RET.	YDS.	NET YDS.	AVG.	TB	IN20	LG	BK
2021	Bills	2	4	175	43.8	2	60	115	28.8	0	2	50	0
<b>TOTALS</b>		<b>2</b>	<b>4</b>	<b>175</b>	<b>43.8</b>	<b>2</b>	<b>60</b>	<b>115</b>	<b>28.8</b>	<b>0</b>	<b>2</b>	<b>50</b>	<b>0</b>

## SINGLE-GAME HIGHS: PUNTER

<b>Punts</b>	9 vs. Los Angeles Rams, Nov 01, 2020 ...3 more at 9.	<b>Pass Completions</b>	1 vs. Philadelphia Eagles, Dec 01, 2019
<b>Gross Punting Yards</b>	459 vs. Tennessee Titans, Oct 08, 2017 402 vs. New York Jets, Nov 04, 2018 386 vs. Denver Broncos, Dec 03, 2017	<b>Yards Passing</b>	1 vs. Philadelphia Eagles, Dec 01, 2019
<b>Gross Punting Avg</b>	56.8 vs. Washington Commanders, Oct 30, 2022 55.0 vs. Indianapolis Colts, Nov 21, 2021 53.8 vs. Tennessee Titans, Sep 09, 2018	<b>TD Passes</b>	1 vs. Philadelphia Eagles, Dec 01, 2019
<b>Net Punting Yards</b>	445 vs. Tennessee Titans, Oct 08, 2017 385 vs. New York Jets, Nov 04, 2018 378 vs. Los Angeles Rams, Nov 01, 2020	<b>Rush Attempts</b>	1 at Buffalo Bills, Oct 20, 2019
<b>Net Punting Avg</b>	52.0 vs. Los Angeles Chargers, Nov 15, 2020 51.0 vs. Washington Commanders, Oct 30, 2022 ...2 more at 51.0.	<b>Rushing Yards</b>	2 at Buffalo Bills, Oct 20, 2019
<b>Longest Punts</b>	70 at Houston Texans, Sep 11, 2022 65 vs. Tennessee Titans, Sep 09, 2018 64 vs. Tampa Bay Buccaneers, Nov 19, 2017 ...1 more at 64.	<b>Longest Runs</b>	2 at Buffalo Bills, Oct 20, 2019
<b>Inside the 20</b>	7 vs. New York Jets, Nov 04, 2018 ...1 more at 7.	<b>Special Teams Tackles</b>	1 at New York Giants, Dec 15, 2019 ...2 more at 1.
<b>Pass Attempts</b>	1 at New England Patriots, Dec 29, 2019 ...2 more at 1.		

## SINGLE-GAME HIGHS - POSTSEASON: PUNTER

<b>Punts</b>	4 at Kansas City Chiefs, Jan 23, 2022	<b>Net Punting Avg</b>	28.8 at Kansas City Chiefs, Jan 23, 2022
<b>Gross Punting Yards</b>	175 at Kansas City Chiefs, Jan 23, 2022	<b>Longest Punts</b>	50 at Kansas City Chiefs, Jan 23, 2022
<b>Gross Punting Avg</b>	43.8 at Kansas City Chiefs, Jan 23, 2022	<b>Inside the 20</b>	2 at Kansas City Chiefs, Jan 23, 2022
<b>Net Punting Yards</b>	115 at Kansas City Chiefs, Jan 23, 2022	<b>Special Teams Tackles</b>	1 at Kansas City Chiefs, Jan 23, 2022



## 2017 GAME-BY-GAME REGULAR-SEASON STATISTICS (DOLPHINS)

DATE	OPPONENT		NO.	YDS.	AVG.	OPP. RET.	YDS.	NET YDS.	AVG	TB	IN20	LG	BK	W/L	SCORE
11/19	Buccaneers	P	2	106	53.0	1	7	99	49.5	0	1	64	0	L	20-30
09/17	at Chargers	P	3	130	43.3	1	23	87	29.0	1	0	58	0	W	19-17
09/24	at Jets	P	7	333	47.6	4	31	282	40.3	1	1	64	0	L	6-20
10/01	Saints	P	6	263	43.8	3	26	237	39.5	0	2	49	0	L	0-20
10/08	Titans	P	9	459	51.0	2	14	445	49.4	0	5	62	0	W	16-10
10/15	at Falcons	P	2	80	40.0	0	0	60	30.0	1	1	42	0	W	20-17
10/22	Jets	P	6	267	44.5	4	24	243	40.5	0	2	58	0	W	31-28
10/26	at Ravens	P	8	328	41.0	3	9	319	39.9	0	0	50	0	L	0-40
11/05	Raiders	P	5	221	44.2	2	21	200	40.0	0	2	54	0	L	24-27
11/13	at Panthers	P	4	167	41.8	2	10	157	39.3	0	3	48	0	L	21-45
11/26	at Patriots	P	5	208	41.6	3	4	204	40.8	0	2	56	0	L	17-35
12/03	Broncos	P	9	386	42.9	1	-3	369	41.0	1	7	56	0	W	35-9
12/11	Patriots	P	7	315	45.0	5	37	278	39.7	0	2	56	0	W	27-20
12/17	at Bills	P	4	187	46.8	1	2	165	41.3	1	1	58	0	L	16-24
12/24	at Chiefs	P	2	59	29.5	1	1	58	29.0	0	0	34	0	L	13-29
12/31	Bills	P	4	186	46.5	2	14	172	43.0	0	1	55	0	L	16-22
<b>2017 TOTALS</b>			<b>16</b>	<b>83</b>	<b>3,695</b>	<b>44.5</b>	<b>35</b>	<b>220</b>	<b>3,375</b>	<b>40.7</b>	<b>5</b>	<b>30</b>	<b>64</b>	<b>0</b>	<b>6-10</b>

## 2018 GAME-BY-GAME REGULAR-SEASON STATISTICS (DOLPHINS)

DATE	OPPONENT		NO.	YDS.	AVG.	OPP. RET.	YDS.	NET YDS.	AVG	TB	IN20	LG	BK	W/L	SCORE
09/09	Titans	P	4	215	53.8	2	44	131	32.8	2	0	65	0	W	27-20
09/16	at Jets	P	6	295	49.2	1	4	291	48.5	0	5	63	0	W	20-12
09/23	Raiders	P	6	282	47.0	3	11	251	41.8	1	3	63	0	W	28-20
09/30	at Patriots	P	7	293	41.9	5	45	248	35.4	0	0	52	0	L	7-38
10/07	at Bengals	P	5	209	41.8	2	19	190	38.0	0	4	58	0	L	17-27
10/14	Bears	P	4	162	40.5	1	5	137	34.3	1	2	47	0	W	31-28+
10/21	Lions	P	4	182	45.5	2	15	167	41.8	0	2	51	0	L	21-32
10/25	at Texans	P	4	188	47.0	1	13	175	43.8	0	3	60	0	L	23-42
11/04	Jets	P	9	402	44.7	2	17	385	42.8	0	7	58	0	W	13-6
11/11	at Packers	P	2	77	38.5	1	19	38	19.0	1	0	39	0	L	12-31
11/25	at Colts	P	6	285	47.5	3	14	271	45.2	0	3	62	0	L	24-27
12/02	Bills	P	7	320	45.7	1	0	320	45.7	0	2	56	0	W	21-17
12/09	Patriots	P	5	170	34.0	2	7	163	27.2	0	0	57	1	W	34-33
12/16	at Vikings	P	7	351	50.1	5	116	215	30.7	1	0	63	0	L	17-41
12/23	Jaguars	P	6	278	46.3	4	46	232	38.7	0	3	54	0	L	7-17
12/30	at Bills	P	5	175	35.0	2	9	166	33.2	0	1	54	0	L	17-42
<b>2018 TOTALS</b>			<b>16</b>	<b>87</b>	<b>3,884</b>	<b>44.6</b>	<b>37</b>	<b>384</b>	<b>3,380</b>	<b>38.4</b>	<b>6</b>	<b>35</b>	<b>65</b>	<b>1</b>	<b>7-9</b>

+- Overtime

## 2019 GAME-BY-GAME REGULAR-SEASON STATISTICS (DOLPHINS)

DATE	OPPONENT		NO.	YDS.	AVG.	OPP. RET.	YDS.	NET YDS.	AVG	TB	IN20	LG	BK	W/L	SCORE
09/08	Ravens	P	6	322	53.7	2	29	293	48.8	0	2	58	0	L	10-59
09/15	Patriots	P	7	298	42.6	3	9	289	41.3	0	2	54	0	L	0-43
09/22	at Cowboys	P	5	219	43.8	1	13	206	41.2	0	1	62	0	L	6-31
09/29	Chargers	P	2	103	51.5	1	1	102	51.0	0	1	57	0	L	10-30
10/13	Redskins	P	7	310	44.3	2	14	296	42.3	0	3	60	0	L	16-17
10/20	at Bills	P	4	196	49.0	3	22	154	38.5	1	0	57	0	L	21-31
10/28	at Steelers	P	2	93	46.5	1	2	91	45.5	0	2	58	0	L	14-27
11/03	Jets	P	4	166	41.5	0	0	166	41.5	0	3	57	0	W	26-18
11/10	at Colts	P	5	227	45.4	3	38	169	33.8	1	0	55	0	W	16-12
11/17	Bills	P	6	262	43.7	3	21	241	40.2	0	3	59	0	L	20-37
11/24	at Browns	P	4	178	44.5	3	10	168	42.0	0	0	53	0	L	24-41
12/01	Eagles	P	3	96	32.0	0	0	96	32.0	0	0	41	0	W	37-31
12/08	at Jets	P	1	45	45.0	1	12	33	33.0	0	0	45	0	L	21-22
12/15	at Giants	P	3	126	42.0	1	9	117	39.0	0	2	50	0	L	20-36
12/22	Bengals	P	6	294	49.0	4	42	252	42.0	0	2	60	0	W	38-35+
12/29	at Patriots	P	4	170	42.5	1	7	163	40.8	0	2	55	0	W	27-24
<b>2019 TOTALS</b>			<b>16</b>	<b>69</b>	<b>3,105</b>	<b>45.0</b>	<b>29</b>	<b>229</b>	<b>2,836</b>	<b>41.1</b>	<b>2</b>	<b>23</b>	<b>62</b>	<b>0</b>	<b>5-11</b>

+- Overtime



## 2020 GAME-BY-GAME REGULAR-SEASON STATISTICS (DOLPHINS)

DATE	OPPONENT		NO.	YDS.	AVG.	OPP. RET.	YDS.	NET YDS.	AVG	TB	IN20	LG	BK	W/L	SCORE
09/13	at Patriots	P	3	152	50.7	1	0	132	44.0	1	0	58	0	L	11-21
09/20	Bills	P	5	262	52.4	2	18	244	48.8	0	3	63	0	L	28-31
09/24	at Jaguars	P	4	164	41.0	1	8	156	39.0	0	2	47	0	W	31-13
10/04	Seahawks	P	1	51	51.0	0	0	51	51.0	0	0	51	0	L	23-31
10/11	at 49ers	P	2	84	42.0	1	17	67	33.5	0	0	53	0	W	43-17
10/18	Jets	P	7	282	40.3	0	0	282	40.3	0	5	46	0	W	24-0
11/01	Rams	P	9	385	42.8	3	7	378	42.0	0	5	63	0	W	28-17
11/08	at Cardinals	P	3	125	41.7	1	-4	129	43.0	0	1	44	0	W	34-31
11/15	Chargers	P	2	104	52.0	0	0	104	52.0	0	1	62	0	W	29-21
11/22	at Broncos	P	6	284	47.3	3	10	274	45.7	0	1	54	0	L	13-20
11/29	at Jets	P	4	142	35.5	1	0	142	35.5	0	1	43	0	W	20-3
12/06	Bengals	P	4	180	45.0	2	13	167	41.8	0	2	55	0	W	19-7
12/13	Chiefs	P	5	234	46.8	1	67	147	29.4	1	1	54	0	L	27-33
12/20	Patriots	P	3	140	46.7	2	16	124	41.3	0	1	54	0	W	22-12
12/26	at Raiders	P	5	233	46.6	5	61	172	34.4	0	1	51	0	W	26-25
01/03	at Bills	P	5	218	43.6	1	84	134	26.8	0	2	55	0	L	26-56
<b>2020 TOTALS</b>			<b>16</b>	<b>68</b>	<b>3,040</b>	<b>44.7</b>	<b>24</b>	<b>297</b>	<b>2,703</b>	<b>39.8</b>	<b>2</b>	<b>26</b>	<b>63</b>	<b>0</b>	<b>10-6</b>

## 2021 GAME-BY-GAME REGULAR-SEASON STATISTICS (BILLS)

DATE	OPPONENT		NO.	YDS.	AVG.	OPP. RET.	YDS.	NET YDS.	AVG	TB	IN20	LG	BK	W/L	SCORE
09/12	Steelers	P	3	137	45.7	1	5	112	28.0	1	2	55	1	L	16-23
09/19	at Dolphins	P	4	184	46.0	2	1	163	40.8	1	0	54	0	W	35-0
09/26	Football Team	P	2	97	48.5	0	0	97	48.5	0	2	60	0	W	43-21
10/03	Texans	P	1	44	44.0	1	6	38	38.0	0	0	44	0	W	40-0
10/10	at Chiefs	P	4	160	40.0	0	0	140	35.0	1	1	48	0	W	38-20
10/18	at Titans	P	2	93	46.5	1	0	93	46.5	0	0	53	0	L	31-34
10/31	Dolphins	P	4	163	40.8	3	12	151	37.8	0	1	55	0	W	26-11
11/07	at Jaguars	P	3	148	49.3	1	14	114	38.0	1	0	59	0	L	6-9
11/14	at Jets	P	2	78	39.0	1	8	70	35.0	0	1	41	0	W	45-17
11/21	Colts	P	1	55	55.0	1	7	48	48.0	0	0	55	0	L	15-41
11/25	at Saints	P	3	127	42.3	1	12	115	38.3	0	2	48	0	W	31-6
12/06	Patriots	P	5	233	46.6	1	0	193	38.6	2	2	59	0	L	10-14
12/12	at Buccaneers	P	6	286	47.7	1	10	276	46.0	0	4	63	0	L	27-33+
12/19	Panthers	P	5	188	37.6	1	16	172	34.4	0	1	43	0	W	31-14
12/26	at Patriots	P	0	0	0.0	0	0	0	0.0	0	0	0	0	W	33-21
01/02	Falcons	P	0	0	0.0	0	0	0	0.0	0	0	0	0	W	29-15
01/09	Jets	P	7	237	33.9	2	5	212	30.3	1	2	53	0	W	27-10
<b>2021 TOTALS</b>			<b>17</b>	<b>52</b>	<b>2,230</b>	<b>42.9</b>	<b>17</b>	<b>96</b>	<b>1,994</b>	<b>37.6</b>	<b>7</b>	<b>18</b>	<b>63</b>	<b>1</b>	<b>11-6</b>

+- Overtime

## 2022 GAME-BY-GAME REGULAR-SEASON STATISTICS (COLTS)

DATE	OPPONENT		NO.	YDS.	AVG.	OPP. RET.	YDS.	NET YDS.	AVG	TB	IN20	LG	BK	W/L/T	SCORE
09/11	at Texans	P	4	179	44.8	0	0	179	44.8	0	3	70	0	T	20-20
09/18	at Jaguars	P	5	227	45.4	2	7	220	44.0	0	3	53	0	L	0-24
09/25	Chiefs	P	3	154	51.3	2	12	142	47.3	0	2	57	0	W	20-17
10/02	Titans	P	2	67	33.5	0	0	67	33.5	0	0	48	0	L	17-24
10/06	at Broncos	P	7	310	44.3	2	6	284	40.6	1	3	54	0	W	12-9+
10/16	Jaguars	P	3	110	36.7	1	8	102	34.0	0	2	45	0	W	34-27
10/23	at Titans	P	5	176	35.2	0	0	156	31.2	1	0	60	0	L	10-19
10/30	Commanders	P	4	227	56.8	3	23	204	51.0	0	3	62	0	L	16-17
11/06	at Patriots	P	8	348	43.5	3	34	314	34.9	0	2	54	1	L	3-26
11/13	at Raiders	P	3	143	47.7	2	17	126	42.0	0	1	53	0	W	25-20
11/20	Eagles	P	4	208	52.0	1	13	175	43.8	1	2	59	0	L	16-17
11/28	Steelers	P	3	150	50.0	3	18	132	44.0	0	0	59	0	L	17-24
12/04	at Cowboys	P	3	119	39.7	0	0	119	39.7	0	1	40	0	L	19-54
12/17	at Vikings	P	7	305	43.6	3	13	292	41.7	0	3	55	0	L	36-39+
<b>2022 TOTALS</b>			<b>14</b>	<b>61</b>	<b>2,723</b>	<b>44.6</b>	<b>22</b>	<b>151</b>	<b>2,512</b>	<b>40.5</b>	<b>3</b>	<b>25</b>	<b>70</b>	<b>1</b>	<b>4-9-1</b>

+- Overtime

# 6

# MATT HAACK

## PUNTER

(HAWK)



### 2021 GAME-BY-GAME POSTSEASON STATISTICS (BILLS)

DATE	OPPONENT		NO.	YDS.	AVG.	OPP. RET.	YDS.	NET YDS.	AVG	TB	IN20	LG	BK	W/L	SCORE	
01/15	Patriots	P	0	0	0.0	0	0	0	0.0	0	0	0	0	W	47-17	
01/23	at Chiefs	P	4	175	43.8	2	60	115	28.8	0	2	50	0	L	36-42+	
<b>2021 TOTALS</b>			<b>2</b>	<b>4</b>	<b>175</b>	<b>43.8</b>	<b>2</b>	<b>60</b>	<b>115</b>	<b>28.8</b>	<b>0</b>	<b>2</b>	<b>50</b>	<b>0</b>	<b>1-1</b>	

+ - Overtime

# 35 DEON JACKSON

RUNNING BACK



**DEON JACKSON:** ORIGINALLY  
SIGNED BY THE COLTS AS AN UNDRAFTED  
FREE AGENT ON MAY 6, 2021.

**5-11 • 216 LBS**

**NFL EXP: 2**

**(2ND YEAR WITH THE COLTS)**

**BORN: 2/18/99**



**COLLEGE:  
DUKE**

## 4TH-AND-SHORT

- In his rookie season, he saw action in nine games and compiled 13 carries for 31 yards and one touchdown.
- Ranks sixth in Duke history in career rushing attempts and rushing yards.
- His father played running back at The Citadel (1996-99) and his mother earned All-America honors as a track athlete at Miami (FL).

### NFL HIGHLIGHTS

- In two seasons with the Colts (2021-22) he has competed in 22 games (two starts) and recorded 70 carries for 222 yards and two touchdowns as well as 21 receptions for 125 yards and one touchdown.
- In 2022, he has appeared in 13 games (two starts) and has tallied 57 carries for 191 yards and one touchdown as well as 21 receptions for 125 yards and one touchdown. In Week 5 at Denver, he led the team in rushing with 62 yards on 13 carries. In Week 6 vs. Jacksonville, he recorded his first career start and led the team in rushing with 12 carries for 42 yards and one touchdown. He also tallied single-game career-highs in receptions (10) and receiving yards (79). He and Michael Pittman Jr. ended the game with 10-plus receptions each. It marks the first time two Colts players have accomplished that feat since Reggie Wayne and Jacob Tamme in Week 9 of 2010 at Philadelphia.
- Appeared in nine games and tallied 13 carries for 31 yards and one touchdown.





# 35 DEON JACKSON

RUNNING BACK



## COLLEGE HIGHLIGHTS

- Appeared in 48 games (31 starts) at Duke (2017-20) and registered 526 carries for 2,267 yards and 18 touchdowns as well as 61 receptions for 534 yards and four touchdowns. He finished sixth in school history in career rushing attempts and rushing yards.
- As a senior team captain, he started all 11 games and tallied 161 carries for 682 yards and five touchdowns. He also added 10 receptions for 85 yards. He completed one pass for a 29-yard touchdown.
- In 2019, he recorded a team-high 641 yards on 172 carries with six touchdowns while also adding 21 receptions for 192 yards and two touchdowns. He also contributed 70 yards on three kickoff returns.
- As a sophomore, he earned Second Team All-ACC honors after he saw action in 13 games (eight starts) and totaled 161 carries for a team-high 847 yards and seven touchdowns. Also contributed 26 receptions for 253 yards and two touchdowns. On special teams, he returned 23 kickoffs for 502 yards. His rushing yards ranked 10th in single-season school history. At Pittsburgh, he set the Duke single-game record with 403 all-purpose yards (162 rushing, 89 receiving and 152 kickoff return).
- In 2017, he competed in 12 games and tallied 97 yards on 32 carries. Added four receptions for four yards as well as two kickoffs for 39 yards.

## PERSONAL

- Attended Pace Academy in Atlanta.
- As a junior, he led the team to the 2015 state championship after he rushed for 1,562 yards and 10 touchdowns.
- Ranked a three-star prospect by ESPN, *Rivals* and *Scout*.
- Also played basketball.
- Participated in the NFL's My Cause My Cleats initiative and represented Kicking The Stigma (2021).
- His father played running back at The Citadel (1996-99) and his mother earned All-America honors as a track athlete at Miami (FL).
- His brother, DarQuez, played wide receiver at Presbyterian College (2014-17).
- A native of Atlanta.

## ADDITIONAL TRANSACTIONS

- Signed to the Indianapolis active roster from the practice squad on November 1, 2021.
- Signed to the Colts practice squad on November 1, 2021.
- Signed to the Indianapolis active roster from the practice squad on October 30, 2021.
- Signed to the Colts practice squad on September 1, 2021.
- Waived by Indianapolis on August 31, 2021.
- Signed by the Colts as an undrafted free agent on May 6, 2021.

# 35

# DEON JACKSON

RUNNING BACK



## DEON JACKSON'S - NFL REGULAR SEASON STATISTICS

DATE	TEAM	RUSHING							RECEIVING				
		GP	GS	NO.	YDS.	AVG.	LG	TD	NO.	YDS.	AVG.	LG	TD
2021	Colts	9	0	13	31	2.4	10	1	0	0	0.0	0	0
2022	Colts	13	2	57	191	3.4	17	1	21	125	6.0	22	1
<b>TOTALS</b>		<b>22</b>	<b>2</b>	<b>70</b>	<b>222</b>	<b>3.2</b>	<b>17</b>	<b>2</b>	<b>21</b>	<b>125</b>	<b>6.0</b>	<b>22</b>	<b>1</b>

## DEON JACKSON'S - NFL REGULAR SEASON STATISTICS

DATE	TEAM	KICKOFF RETURNS					PUNT RETURNS					
		RET.	YDS.	AVG.	LG	TD	NO.	FC	YDS.	AVG.	LG	TD
2021	Colts	0	0	0.0	0	0	0	0	0	0.0	0	0
2022	Colts	0	0	0.0	0	0	0	0	0	0.0	0	0
<b>TOTALS</b>		<b>0</b>	<b>0</b>	<b>0.0</b>	<b>0</b>	<b>0</b>	<b>0</b>	<b>0</b>	<b>0</b>	<b>0.0</b>	<b>0</b>	<b>0</b>

### SINGLE-GAME HIGHS: RUSHING/RECEIVING

<b>Rush Attempts</b>	13 at Minnesota Vikings, Dec 17, 2022 ...1 more at 13.	<b>Receiving Yards</b>	79 vs. Jacksonville Jaguars, Oct 16, 2022 29 at Denver Broncos, Oct 06, 2022
<b>Rushing Yards</b>	62 at Denver Broncos, Oct 06, 2022 55 at Minnesota Vikings, Dec 17, 2022 42 vs. Jacksonville Jaguars, Oct 16, 2022	<b>Receiving Average</b>	13 at New England Patriots, Nov 06, 2022 7.9 vs. Jacksonville Jaguars, Oct 16, 2022 7.3 at Denver Broncos, Oct 06, 2022
<b>Rushing Average</b>	4.8 at Denver Broncos, Oct 06, 2022 4.2 at Minnesota Vikings, Dec 17, 2022 3.5 vs. Jacksonville Jaguars, Oct 16, 2022	<b>Longest Receptions</b>	22 vs. Jacksonville Jaguars, Oct 16, 2022 0.8 vs. Philadelphia Eagles, Nov 20, 2022
<b>Longest Runs</b>	17 at Denver Broncos, Oct 06, 2022 16 at Minnesota Vikings, Dec 17, 2022 13 at Denver Broncos, Oct 06, 2022	<b>All-Purpose Yards</b>	21 at Denver Broncos, Oct 06, 2022 20 vs. Jacksonville Jaguars, Oct 16, 2022 121 vs. Jacksonville Jaguars, Oct 16, 2022
<b>Rushing TDs</b>	1 vs. Jacksonville Jaguars, Oct 16, 2022 ...1 more at 1.	<b>Most TDs</b>	91 at Denver Broncos, Oct 06, 2022 56 at Minnesota Vikings, Dec 17, 2022 1 at Minnesota Vikings, Dec 17, 2022 ...2 more at 1.
<b>Receptions</b>	10 vs. Jacksonville Jaguars, Oct 16, 2022 4 vs. Philadelphia Eagles, Nov 20, 2022 ...1 more at 4.		

### 2021 GAME-BY-GAME REGULAR-SEASON STATISTICS (COLTS)

DATE	OPPONENT	P/S	RUSHING					RECEIVING					W/L	SCORE
			NO.	YDS.	AVG.	LG	TD	NO.	YDS.	AVG.	LG	TD		
09/12	Seahawks												L	16-28
09/19	Rams												L	24-27
09/26	at Titans												L	16-25
10/03	at Dolphins												W	27-17
10/11	at Ravens												L	25-31+
10/17	Texans												W	31-3
10/24	at 49ers												W	30-18
10/31	Titans	P	0	0	0.0	0	0	0	0	0.0	0	0	L	31-34+
11/04	Jets	P	0	0	0.0	0	0	0	0	0.0	0	0	W	45-30
11/14	Jaguars	P	0	0	0.0	0	0	0	0	0.0	0	0	W	23-17
11/21	at Bills	P	6	12	2.0	4	0	0	0	0.0	0	0	W	41-15
11/28	Buccaneers	P	0	0	0.0	0	0	0	0	0.0	0	0	L	31-38
12/05	at Texans	P	6	19	3.2	10	1	0	0	0.0	0	0	W	31-0
12/18	Patriots	P	0	0	0.0	0	0	0	0	0.0	0	0	W	27-17
12/25	at Cardinals	P	0	0	0.0	0	0	0	0	0.0	0	0	W	22-16
01/02	Raiders	P	1	0	0.0	0	0	0	0	0.0	0	0	L	20-23
01/09	at Jaguars												L	11-26
<b>2021 TOTALS</b>													<b>9-0</b>	

+ - Overtime

DID NOT PLAY (NON-INJURY)

# 35

# DEON JACKSON

## RUNNING BACK



### 2022 GAME-BY-GAME REGULAR-SEASON STATISTICS (COLTS)

DATE	OPPONENT	P/S	RUSHING					RECEIVING					TD	W/L/T	SCORE
			NO.	YDS.	AVG.	LG	TD	NO.	YDS.	AVG.	LG	TD			
09/11	at Texans	P	0	0	0.0	0	0	0	0	0.0	0	0	0	T	20-20
09/18	at Jaguars	P	2	-3	-1.5	1	0	0	0	0.0	0	0	0	L	0-24
09/25	Chiefs	P	0	0	0.0	0	0	0	0	0.0	0	0	0	W	20-17
10/02	Titans	P	0	0	0.0	0	0	0	0	0.0	0	0	0	L	17-24
10/06	at Broncos	P	13	62	4.8	17	0	4	29	7.3	21	0	0	W	12-9+
10/16	Jaguars	S	12	42	3.5	11	1	10	79	7.9	22	0	0	W	34-27
10/23	at Titans	P	2	3	1.5	4	0	0	0	0.0	0	0	0	L	10-19
10/30	Commanders	P	1	-4	-4.0	-4	0	0	0	0.0	0	0	0	L	16-17
11/06	at Patriots	S	11	23	2.1	5	0	2	13	6.5	8	0	0	L	3-26
11/13	at Raiders							ON INACTIVE LIST						W	25-20
11/20	Eagles	P	1	7	7.0	7	0	4	3	0.8	5	0	0	L	16-17
11/28	Steelers	P	0	0	0.0	0	0	0	0	0.0	0	0	0	L	17-24
12/04	at Cowboys	P	2	6	3.0	5	0	0	0	0.0	0	0	0	L	19-54
12/17	at Vikings	P	13	55	4.2	16	0	1	1	1.0	1t	1	1	L	36-39+
<b>2022 TOTALS</b>		<b>13-2</b>	<b>57</b>	<b>191</b>	<b>3.4</b>	<b>17</b>	<b>1</b>	<b>21</b>	<b>125</b>	<b>6.0</b>	<b>22</b>	<b>1</b>	<b>4-9-1</b>		

+ - Overtime

# 93 ERIC JOHNSON II

DEFENSIVE TACKLE



**ERIC JOHNSON II:** SELECTED BY THE COLTS IN THE FIFTH ROUND (159TH OVERALL) OF THE 2022 NFL DRAFT.



JOHNSON II

**6-4 · 299 LBS**  
**NFL EXP: ROOKIE**  
**BORN: 7/16/98**



**COLLEGE:**  
**MISSOURI STATE**

## 4TH-AND-SHORT

- Appeared in 55 games (47 starts) at Missouri State (2016-21) and compiled 131 tackles (56 solo), 19.5 tackles for loss, 6.5 sacks, two forced fumbles, three fumble recoveries, two passes defended, two blocked field goals and two blocked extra points.
- Was named Second Team All-Missouri Valley Football Conference twice in his career (2020, 2021).
- His father, Eric Johnson, was an All-MVFC defensive lineman at Illinois State in 1996 and participated in training camp with the New York Jets in 1997. He played professionally in the CFL, XFL and indoor football league for 10 seasons.

### *FOLLOWING DAD'S LEAD*

Eric Johnson II's father gave him the blueprint for a successful football career. Eric Johnson was an All-MVFC defensive lineman at Illinois State in 1996 and participated in training camp with the New York Jets in 1997. He played professionally in the CFL, XFL and indoor football league for 10 seasons. Johnson II earned all-conference honors as a junior in high school, but saw his production soar after his dad decided to join the coaching staff and coach him and the defensive line. Johnson II took all of his dad's advice and finished with 17.0 sacks en route to an opportunity at Missouri State and then becoming the first defensive player selected in the NFL Draft in school history.

### **NFL HIGHLIGHTS**

- In 2022, he has appeared in 12 games and has compiled three tackles (one solo) and one fumble recovery.



## COLLEGE HIGHLIGHTS

- Appeared in 55 games (47 starts) at Missouri State (2016-21) and compiled 131 tackles (56 solo), 19.5 tackles for loss, 6.5 sacks, two forced fumbles, three fumble recoveries, two passes defended, two blocked field goals and two blocked extra points. Played in a school-record 55 consecutive games as a five-year starter.
- In 2021, he earned Second Team All-MVFC honors after he started all 12 games and compiled 43 tackles (19 solo), 6.5 tackles for loss, 1.5 sacks, two passes defended, one forced fumble, one fumble recovery and two blocked extra points.
- Started 10 games in 2020 and registered 27 tackles (15 solo), 6.0 tackles for loss, 1.5 sacks, one fumble recovery and one blocked field goal. Earned Second Team All-MVFC honors.
- In 2019, he played in all 11 games (seven starts) and finished with 18 tackles (three solo).
- Saw action in all 11 games (nine starts) in 2018 and registered 25 tackles (13 solo), 4.0 tackles for loss, 2.5 sacks, one forced fumble, one fumble recovery and one blocked field goal.
- In 2017, he played in all 11 games (nine starts) and tallied 18 tackles (six solo), 3.0 tackles for loss and 1.0 sack.
- Redshirted the 2016 season.

## PERSONAL

- Attended Plainfield South (Ill.) High School.
- Compiled 29.0 tackles for loss and 17.0 sacks for the Cougars en route to earning his second straight all-conference recognition in 2015.
- Successful wrestler, who finished second at the 2015 IHSA Class 3A state tournament and carried the top ranking in his weight class into his senior year.
- Also lettered in track.
- Participated in the NFLPA Collegiate Bowl and Senior Bowl.
- His father, Eric Johnson, was an All-MVFC defensive lineman at Illinois State in 1996 and participated in training camp with the New York Jets in 1997. He played professionally in the CFL, XFL and indoor football league for 10 seasons.
- His younger brother, Marcellus, is a rising redshirt senior offensive lineman at Eastern Michigan.
- Born in Normal, Ill. and raised in Plainfield, Ill.

## ERIC JOHNSON II'S - NFL REGULAR SEASON STATISTICS

DATE	TEAM	GP	GS	TACKLES							INTERCEPTIONS					FUMBLES				ST				MISC			
				TK	S	A	TFL	YDS	SK	YDS	QBH	NO	YDS	LG	TD	PD	FF	FR	TD	YDS	TK	S	A	FF	FR	S	A
2022	Colts	12	0	3	1	2	0	0	0.0	0.0	0	0	0	0	0	0	1	0	0	0	0	0	0	0	0	0	0
<b>TOTALS</b>		<b>12</b>	<b>0</b>	<b>3</b>	<b>1</b>	<b>2</b>	<b>0</b>	<b>0</b>	<b>0.0</b>	<b>0.0</b>	<b>0</b>	<b>0</b>	<b>0</b>	<b>0</b>	<b>0</b>	<b>0</b>	<b>1</b>	<b>0</b>	<b>0</b>	<b>0</b>	<b>0</b>	<b>0</b>	<b>0</b>	<b>0</b>	<b>0</b>	<b>0</b>	<b>0</b>

## SINGLE-GAME HIGHS: DEFENSIVE

## Total Tackles

2 vs. Pittsburgh Steelers, Nov 28, 2022

1 at Las Vegas Raiders, Nov 13, 2022



### 2022 GAME-BY-GAME REGULAR-SEASON STATISTICS (COLTS)

DATE	OPPONENT	P/S	TACKLES						INTERCEPTIONS				FUMBLES			ST			MISC		W/L	SCORE						
			TK	S	A	SK	YDS	TFL	YDS	QBH	NO	YDS	LG	TD	PD	FF	FR	TD	YDS	TK			S	A	FF	FR	S	A
09/11	at Texans	P	0	0	0	0.0	0.0	0	0	0	0	0	0	0	0	0	0	0	0	0	0	0	0	0	0	0	T	20-20
09/18	at Jaguars	P	0	0	0	0.0	0.0	0	0	0	0	0	0	0	0	0	0	0	0	0	0	0	0	0	0	0	L	0-24
09/25	Chiefs	P	0	0	0	0.0	0.0	0	0	0	0	0	0	0	0	0	0	0	0	0	0	0	0	0	0	0	W	20-17
10/02	Titans	P	0	0	0	0.0	0.0	0	0	0	0	0	0	0	0	0	0	0	0	0	0	0	0	0	0	0	L	17-24
10/06	at Broncos	P	0	0	0	0.0	0.0	0	0	0	0	0	0	0	0	0	0	0	0	0	0	0	0	0	0	0	W	12-9+
10/16	Jaguars		ON INACTIVE LIST																				W	34-27				
10/23	at Titans		ON INACTIVE LIST																				L	10-19				
10/30	Commanders	P	0	0	0	0.0	0.0	0	0	0	0	0	0	0	0	0	0	0	0	0	0	0	0	0	0	0	L	16-17
11/06	at Patriots	P	0	0	0	0.0	0.0	0	0	0	0	0	0	0	0	0	0	0	0	0	0	0	0	0	0	0	L	3-26
11/13	at Raiders	P	1	0	1	0.0	0.0	0	0	0	0	0	0	0	0	0	0	0	0	0	0	0	0	0	0	0	W	25-20
11/20	Eagles	P	0	0	0	0.0	0.0	0	0	0	0	0	0	0	0	1	0	0	0	0	0	0	0	0	0	0	L	16-17
11/28	Steelers	P	2	1	1	0.0	0.0	0	0	0	0	0	0	0	0	0	0	0	0	0	0	0	0	0	0	0	L	17-24
12/04	at Cowboys	P	0	0	0	0.0	0.0	0	0	0	0	0	0	0	0	0	0	0	0	0	0	0	0	0	0	0	L	19-54
12/17	at Vikings	P	0	0	0	0.0	0.0	0	0	0	0	0	0	0	0	0	0	0	0	0	0	0	0	0	0	0	L	36-39+
<b>2022 TOTALS</b>		<b>12-0</b>	<b>3</b>	<b>1</b>	<b>2</b>	<b>0.0</b>	<b>0.0</b>	<b>0</b>	<b>0</b>	<b>0</b>	<b>0</b>	<b>0</b>	<b>0</b>	<b>0</b>	<b>0</b>	<b>1</b>	<b>0</b>	<b>0</b>	<b>0</b>	<b>0</b>	<b>0</b>	<b>0</b>	<b>0</b>	<b>0</b>	<b>0</b>	<b>0</b>	<b>4-9-1</b>	

+ - Overtime

# 48 NIKOLA KALINIC

TIGHT END

(kaa-lee-nich)



**NIKOLA KALINIC**: ORIGINALLY SIGNED BY THE COLTS TO A RESERVE/FUTURE ON JANUARY 26, 2022.

**6-4 • 245 LBS**  
**NFL EXP: ROOKIE**  
**BORN: 1/21/97**



COLLEGE:  
**YORK**

## 4TH-AND-SHORT

- Played in 30 regular season games in two seasons (2019, 2021) with the Hamilton Tiger-Cats of the Canadian Football League.
- Named Silverthorn Collegiate Institute's Athlete of the Year in 2015.
- Represented Canada at the 2016 U19 International Bowl in Texas.

## DOWN THE STRETCH

**What is on your bucket list:** Skydiving, flying a plane and climbing Mount Everest.

**Favorite musician:** Robin Banks, Pressa, Drake, Justin Bieber, Relja, Sasa Kovacevic and Zeljko Vasic are a few of my favourite artists

**Favorite food:** My favourite food would be a Karadjordjeva schnitzel and/or Cevapi

**Hidden talents:** I used to be a Serbian folk dancer.

**Who is your mentor:** Kamau Peterson has played a huge role in mentoring and preparing me to get to the next level.

**Who was your favorite athlete growing up?:** Dusan Belic when I played soccer, Vince Carter and LeBron James when I played basketball, Rob Gronkowski and Tony Gonzalez while playing football.

## NFL HIGHLIGHTS

- In 2022, he appeared in four games (two starts) but has not recorded any statistics.



@NidzoKalinic



## COLLEGE HIGHLIGHTS

- Appeared in 31 games (15 starts) at York University (2015-18) at tight end, fullback and wide receiver.
- In 2018, he started all seven games at fullback and recorded 14 catches for 145 yards. Named an OUA First Team All-Star twice, once for special teams and once for fullback.
- As a junior, he earned OUA Second Team All-Star honors after he started all eight games at tight end and registered seven receptions for 58 yards. Also had five tackles.
- In 2016, he appeared in eight games mostly at tight end and recorded six receptions for 104 yards and two touchdowns.
- As a freshman, he appeared in all eight games at wide receiver and compiled 11 receptions for 109 yards. Also had three tackles, one forced fumble and one blocked kick on special teams.

## PERSONAL

- Attended Silverthorn Collegiate Institute in Toronto.
- Named Silverthorn's Athlete of the Year in 2015.
- Also competed in basketball, volleyball, soccer and tennis.
- Represented Canada at the 2016 U19 International Bowl in Texas.
- A native of Toronto.

## ADDITIONAL TRANSACTIONS

- Signed to the Colts active roster from the practice squad on December 13, 2022.
- Signed to the Colts practice squad on November 29, 2022.
- Signed to the Colts active roster from the practice squad on November 27, 2022.
- Signed to the Colts practice squad on November 21, 2022.
- Signed to the Colts active roster from the practice squad on November 19, 2022.
- Signed to the Colts practice squad on November 14, 2022.
- Signed to the Colts active roster from the practice squad on November 12, 2022.
- Signed to the Colts practice squad on August 31, 2022.
- Waived by the Colts on August 30, 2022.
- Originally signed by the Colts to a reserve/future contract on January 26, 2022.

## NIKOLA KALINIC'S - NFL REGULAR SEASON STATISTICS

DATE	TEAM	GP	GS	RECEIVING					RUSHING				
				NO.	YDS.	AVG.	LG	TD	NO.	YDS.	AVG.	LG	TD
2022	Colts	4	2	0	0	0.0	0	0	0	0	0.0	0	0
<b>TOTALS</b>		<b>4</b>	<b>2</b>	<b>0</b>	<b>0</b>	<b>0.0</b>	<b>0</b>	<b>0</b>	<b>0</b>	<b>0</b>	<b>0.0</b>	<b>0</b>	<b>0</b>

## NIKOLA KALINIC'S - NFL REGULAR SEASON STATISTICS

DATE	TEAM	KICKOFF RETURNS					PUNT RETURNS					
		RET.	YDS.	AVG.	LG	TD	NO.	FC	YDS.	AVG.	LG	TD
2022	Colts	0	0	0.0	0	0	0	0	0	0.0	0	0
<b>TOTALS</b>		<b>0</b>	<b>0</b>	<b>0.0</b>	<b>0</b>	<b>0</b>	<b>0</b>	<b>0</b>	<b>0</b>	<b>0.0</b>	<b>0</b>	<b>0</b>





# 48

# NIKOLA KALINIC

## TIGHT END

(kaa-'lee-nich)



### 2022 GAME-BY-GAME REGULAR-SEASON STATISTICS (COLTS)

DATE	OPPONENT	P/S	RECEIVING					RUSHING					W/L/T	SCORE
			NO.	YDS.	AVG.	LG	TD	NO.	YDS.	AVG.	LG	TD		
09/11	at Texans												T	20-20
09/18	at Jaguars												L	0-24
09/25	Chiefs												W	20-17
10/02	Titans												L	17-24
10/06	at Broncos												W	12-9+
10/16	Jaguars												W	34-27
10/23	at Titans												L	10-19
10/30	Commanders												L	16-17
11/06	at Patriots												L	3-26
11/13	at Raiders												W	25-20
11/20	Eagles												L	16-17
11/28	Steelers												L	17-24
12/04	at Cowboys												L	19-54
12/17	at Vikings	S	0	0	0.0	0	0	0	0.0	0	0	0	L	36-39+
<b>2022 TOTALS</b>		<b>1-1</b>	<b>0</b>	<b>0</b>	<b>0.0</b>	<b>0</b>	<b>0</b>	<b>0</b>	<b>0.0</b>	<b>0</b>	<b>0</b>	<b>0</b>	<b>0</b>	<b>4-9-1</b>

+ - Overtime



@NidzoKalinic

# 55 KHALID KAREEM

DEFENSIVE END

(KAH-ih kuh-REEM)



**KHALID KAREEM:** SIGNED TO THE COLTS ACTIVE ROSTER FROM THE CINCINNATI BENGALS PRACTICE SQUAD ON NOVEMBER 22, 2022.

**6-4 • 268 LBS**  
**NFL EXP: 3**  
**(1ST YEAR WITH THE COLTS)**  
**BORN: 4/28/98**



COLLEGE:  
**NOTRE DAME**

## 4TH-AND-SHORT

- In his first two seasons with the Bengals (2020-21), he has appeared in 23 games (one start) and has recorded 28 tackles (14 solo), 2.0 tackles for loss, 1.0 sack, one forced fumble and one fumble recovery.
- Rated as Michigan's No. 1 ranked player by ESPN coming out of high school.

### NFL HIGHLIGHTS

- He has appeared in 23 games (one start) in three seasons with the Cincinnati Bengals (2020-22) and has tallied 28 tackles (14 solo), 2.0 tackles for loss, 1.0 sack, one forced fumble and one fumble recovery. He has also seen action in four postseason contests and registered three tackles (two solo)
- In 2022, he has been active for one game with the Colts but did not record any statistics. He spent the first nine games of the season on Cincinnati's Injured Reserve list before being added to the practice squad.
- Competed in seven games (one start) in 2021 and compiled nine tackles (five solo), 1.0 tackle for loss, one forced fumble and one fumble recovery.
- In 2020, he saw action in all 16 games and registered 19 tackles (nine solo), 1.0 tackle for loss and 1.0 sack.







### KHALID KAREEM'S - NFL POSTSEASON STATISTICS

DATE	TEAM	GP	GS	TACKLES							INTERCEPTIONS				FUMBLES				ST			MISC													
				TK	S	A	TFL	YDS	SK	YDS	QBH	NO	YDS	LG	TD	PD	FF	FR	TD	YDS	TK	S	A	FF	FR	S	A	FF	FR	S	A				
2021	Bengals	4	0	3	2	1	0	0	0.0	0.0	0.0	0	0	0	0	0	0	0	0	0	0	0	0	0	0	0	0	0	0	0	0	0	0	0	0
<b>TOTALS</b>		<b>4</b>	<b>0</b>	<b>3</b>	<b>2</b>	<b>1</b>	<b>0</b>	<b>0</b>	<b>0.0</b>	<b>0.0</b>	<b>0.0</b>	<b>0</b>	<b>0</b>	<b>0</b>	<b>0</b>	<b>0</b>	<b>0</b>	<b>0</b>	<b>0</b>	<b>0</b>	<b>0</b>	<b>0</b>	<b>0</b>	<b>0</b>	<b>0</b>	<b>0</b>	<b>0</b>	<b>0</b>	<b>0</b>	<b>0</b>	<b>0</b>	<b>0</b>	<b>0</b>	<b>0</b>	

### SINGLE-GAME HIGHS: DEFENSIVE

<b>Total Tackles</b>	5 at Cleveland Browns, Jan 09, 2022	<b>Fumble Recoveries</b>	1 at Denver Broncos, Dec 19, 2021
	3 vs. New York Giants, Nov 29, 2020	<b>Tackles For Loss</b>	1 at Denver Broncos, Dec 19, 2021
	...2 more at 3.		...1 more at 1.
<b>Solo Tackles</b>	3 at Cleveland Browns, Jan 09, 2022	<b>Longest Opponent's Fumble Return</b>	4 at Denver Broncos, Dec 19, 2021
	...1 more at 3.		
<b>Sacks</b>	1.0 at Washington Football Team, Nov 22, 2020		
<b>Forced Fumbles</b>	1 at Denver Broncos, Dec 19, 2021		

### SINGLE-GAME HIGHS - POSTSEASON: DEFENSIVE

<b>Total Tackles</b>	2 vs. Los Angeles Rams, Feb 13, 2022	<b>Solo Tackles</b>	1 vs. Los Angeles Rams, Feb 13, 2022
	1 at Kansas City Chiefs, Jan 30, 2022		...1 more at 1.

### 2020 GAME-BY-GAME REGULAR-SEASON STATISTICS (BENGALS)

DATE	OPPONENT	P/S	TACKLES							INTERCEPTIONS				FUMBLES				ST			MISC			W/L	SCORE							
			TK	S	A	SK	YDS	TFL	YDS	QBH	NO	YDS	LG	TD	PD	FF	FR	TD	YDS	TK	S	A	FF			FR	S	A				
09/13	Chargers	P	1	0	1	0	0	0	0	0	0	0	0	0	0	0	0	0	0	0	0	0	0	0	0	L	13-16					
09/17	at Browns	P	1	1	0	0	0	0	0	0	0	0	0	0	0	0	0	0	0	0	0	0	0	0	0	L	30-35					
09/27	at Eagles	P	2	0	2	0	0	0	0	0	0	0	0	0	0	0	0	0	0	0	0	0	0	0	0	T	23-23					
10/04	Jaguars	P	0	0	0	0	0	0	0	0	0	0	0	0	0	0	0	0	0	0	0	0	0	0	0	W	33-25					
10/11	at Ravens	P	1	0	1	0	0	0	0	0	0	0	0	0	0	0	0	0	0	0	0	0	0	0	0	L	3-27					
10/18	at Colts	P	0	0	0	0	0	0	0	0	0	0	0	0	0	0	0	0	0	0	0	0	0	0	0	L	27-31					
10/25	Browns	P	3	0	3	0	0	0	0	0	0	0	0	0	0	0	0	0	0	0	0	0	0	0	0	L	34-37					
11/01	Titans	P	1	1	0	0	0	0	0	1	0	0	0	0	0	0	0	0	0	0	0	0	0	0	0	W	31-20					
11/15	at Steelers	P	3	3	0	0	0	1	6	0	0	0	0	0	0	0	0	0	0	0	0	0	0	0	0	L	10-36					
11/22	at Football Team	P	1	1	0	1	0	0	0	1	0	0	0	0	0	0	0	0	0	0	0	0	0	0	0	L	9-20					
11/29	Giants	P	3	1	2	0	0	0	0	0	0	0	0	0	0	0	0	0	0	0	0	0	0	0	0	L	17-19					
12/06	at Dolphins	P	1	0	1	0	0	0	0	0	0	0	0	0	0	0	0	0	0	0	0	0	0	0	0	L	7-19					
12/13	Cowboys	P	1	1	0	0	0	0	0	0	0	0	0	0	0	0	0	0	0	0	0	0	0	0	0	L	7-30					
12/21	Steelers	P	0	0	0	0	0	0	0	0	0	0	0	0	0	0	0	0	0	0	0	0	0	0	0	W	27-17					
12/27	at Texans	P	0	0	0	0	0	0	0	0	0	0	0	0	0	0	0	0	0	0	0	0	0	0	0	W	37-31					
01/03	Ravens	P	1	1	0	0	0	0	0	0	0	0	0	0	0	0	0	0	0	0	0	0	0	0	0	L	3-38					
<b>2020 TOTALS</b>		<b>16-0</b>	<b>19</b>	<b>9</b>	<b>10</b>	<b>1.0</b>	<b>0.0</b>	<b>1</b>	<b>6</b>	<b>2</b>	<b>0</b>	<b>0</b>	<b>0</b>	<b>0</b>	<b>0</b>	<b>0</b>	<b>0</b>	<b>0</b>	<b>0</b>	<b>0</b>	<b>0</b>	<b>0</b>	<b>0</b>	<b>0</b>	<b>0</b>	<b>0</b>	<b>4-11-1</b>					

### 2021 GAME-BY-GAME REGULAR-SEASON STATISTICS (BENGALS)

DATE	OPPONENT	P/S	TACKLES							INTERCEPTIONS				FUMBLES				ST			MISC			W/L	SCORE						
			TK	S	A	SK	YDS	TFL	YDS	QBH	NO	YDS	LG	TD	PD	FF	FR	TD	YDS	TK	S	A	FF			FR	S	A			
09/12	Vikings																									W	27-24+				
09/19	at Bears																									L	17-20				
09/26	at Steelers																									W	24-10				
09/30	Jaguars																									W	24-21				
10/10	Packers																									L	22-25+				
10/17	at Lions																									W	34-11				
10/24	at Ravens																									W	41-17				
10/31	at Jets																									L	31-34				
11/07	Browns																									L	16-41				
11/21	at Raiders	P	1	0	1	0	0	0	0	0	0	0	0	0	0	0	0	0	0	0	0	0	0	0	0	W	32-13				
11/28	Steelers	P	1	0	1	0	0	0	0	1	0	0	0	0	0	0	0	0	0	0	0	0	0	0	0	W	41-10				
12/05	Chargers																									L	22-41				
12/12	49ers																									L	23-26+				
12/19	at Broncos	P	2	2	0	0	0	0	1	1	1	0	0	0	0	1	1	0	4	0	0	0	0	0	0	W	15-10				
12/26	Ravens																									W	41-21				
01/02	Chiefs	P	0	0	0	0	0	0	0	0	0	0	0	0	0	0	0	0	0	0	0	0	0	0	0	W	34-31				
01/09	at Browns	S	5	3	2	0	0	0	0	0	0	0	0	0	0	0	0	0	0	0	0	0	0	0	0	L	16-21				
<b>2021 TOTALS</b>		<b>5-1</b>	<b>9</b>	<b>5</b>	<b>4</b>	<b>0.0</b>	<b>0.0</b>	<b>1</b>	<b>1</b>	<b>2</b>	<b>0</b>	<b>0</b>	<b>0</b>	<b>0</b>	<b>0</b>	<b>1</b>	<b>1</b>	<b>0</b>	<b>4</b>	<b>0</b>	<b>0</b>	<b>0</b>	<b>0</b>	<b>0</b>	<b>0</b>	<b>10-7</b>					

+ - Overtime



### 2022 GAME-BY-GAME REGULAR-SEASON STATISTICS (BENGALS/COLTS)

DATE	OPPONENT	P/S	TACKLES						INTERCEPTIONS				FUMBLES			ST				MISC		W/L	SCORE					
			TK	S	A	SK	YDS	TFL	YDS	QBH	NO	YDS	LG	TD	PD	FF	FR	TD	YDS	TK	S			A	FF	FR	S	A
09/11	Steelers		INJURED RESERVE																				L	20-23+				
10/16	at Saints		DID NOT PLAY																				W	30-26				
11/20	at Steelers		PRACTICE SQUAD																				W	37-30				
Went from <b>Bengals</b> to <b>Colts</b> .																												
11/28	Steelers		INACTIVE																				L	17-24				
12/04	at Cowboys		INACTIVE																				L	19-54				
12/17	at Vikings	P	0	0	0	0	0	0	0	0	0	0	0	0	0	0	0	0	0	0	0	0	0	0	0	0	L	36-39+
<b>2022 TOTALS</b>		<b>1-0</b>	<b>0</b>	<b>0</b>	<b>0</b>	<b>0</b>	<b>0</b>	<b>0</b>	<b>0</b>	<b>0</b>	<b>0</b>	<b>0</b>	<b>0</b>	<b>0</b>	<b>0</b>	<b>0</b>	<b>0</b>	<b>0</b>	<b>0</b>	<b>0</b>	<b>0</b>	<b>0</b>	<b>0</b>	<b>0</b>	<b>0</b>	<b>0</b>	<b>2-4</b>	

+ - Overtime

### 2021 GAME-BY-GAME POSTSEASON STATISTICS (BENGALS)

DATE	OPPONENT	P/S	TACKLES						INTERCEPTIONS				FUMBLES			ST				MISC		W/L	SCORE					
			TK	S	A	SK	YDS	TFL	YDS	QBH	NO	YDS	LG	TD	PD	FF	FR	TD	YDS	TK	S			A	FF	FR	S	A
01/15	Raiders	P	0	0	0	0	0	0	0	0	0	0	0	0	0	0	0	0	0	0	0	0	0	0	0	0	W	26-19
01/22	at Titans	P	0	0	0	0	0	0	0	0	0	0	0	0	0	0	0	0	0	0	0	0	0	0	0	0	W	19-16
01/30	at Chiefs	P	1	1	0	0	0	0	0	0	0	0	0	0	0	0	0	0	0	0	0	0	0	0	0	0	W	27-24+
02/13	Rams	P	2	1	1	0	0	0	0	0	0	0	0	0	0	0	0	0	0	0	0	0	0	0	0	0	L	20-23
<b>2021 TOTALS</b>		<b>4-0</b>	<b>3</b>	<b>2</b>	<b>1</b>	<b>0</b>	<b>0</b>	<b>0</b>	<b>0</b>	<b>0</b>	<b>0</b>	<b>0</b>	<b>0</b>	<b>0</b>	<b>0</b>	<b>0</b>	<b>0</b>	<b>0</b>	<b>0</b>	<b>0</b>	<b>0</b>	<b>0</b>	<b>0</b>	<b>0</b>	<b>0</b>	<b>3-1</b>		

+ - Overtime

# 73 DENNIS KELLY

TACKLE



**DENNIS KELLY**: ORIGINALLY SIGNED BY THE COLTS AS A FREE AGENT ON MAY 10, 2022.

**6-8 • 321 LBS**  
**NFL EXP: 11**  
**(1ST YEAR WITH THE COLTS)**  
**BORN: 1/16/90**

**P** COLLEGE:  
**PURDUE**

## 4TH-AND-SHORT

- In his first 10 seasons, he played in 114 career games (51 starts) in his time with the Packers (2021), Titans (2016-20) and Eagles (2012-15).
- Named Purdue's offensive MVP in 2010 and 2011.
- His brother, Tim, serves as the passing game coordinator for the Tennessee Titans.

## NFL HIGHLIGHTS

- Has played in 127 career games (54 starts) in his time with the Colts (2022), Packers (2021), Titans (2016-20) and Eagles (2012-15). He has also appeared in seven postseason contests (two starts).
- He has appeared in 12 games (three starts) in 2022.
- In 2021, he appeared in 11 games (four starts at right tackle). He started the last four games of the regular season. Started one postseason contest at right tackle.
- Started all 16 games in 2020 and helped pave the way for Derrick Henry, who rushed for 2,027 yards and was named the Associated Press Offensive Player of the Year. Started one postseason contest at right tackle.
- In 2019, he saw action in 15 games (four starts at left tackle) and was part of an offensive line that helped Derrick Henry eclipse 1,500 rushing yards. In a Week 12 win vs. Jacksonville, he tallied his first career receiving touchdown. Saw action in three postseason contests.
- Competed in 11 games (five starts at right tackle) in 2018 and helped Tennessee hit the 2,000-yard rushing mark.
- In 2017, he appeared in all 16 games (one start as an extra offensive lineman). Competed in in two postseason contests.
- Appeared in all 16 games (six starts as an extra offensive lineman) in 2016.
- In 2015, he competed in 14 games (two starts at right tackle).
- Started all three games he saw action in during the 2014 season with two starts at left guard and one at right guard.



# 73 DENNIS KELLY

TACKLE



## COLLEGE HIGHLIGHTS

- Appeared in 42 games (37 starts) on the offensive line at Purdue (2008-2011) and earned All-Big Ten honorable mention accolades and was named the team's offensive MVP in 2010 and 2011.
- As a senior team captain, he started all 13 games at left tackle and was named All-Big Ten honorable mention. He was part of an offensive line that helped produced 11 100-yard rushing games.
- In 2010, he earned All-Big Ten honorable mention honors after he started all 12 games and was part of an offensive line that helped set a school record of five consecutive games with 200-plus rushing yards.
- As a sophomore, he started all 12 games at left tackle. Garnered Academic All-Big Ten accolades.
- In 2008, he saw action in five games.

### *IN THE FAMILY'S BLOOD*

Dennis and his older brother, Tim, have been around the game of football their entire lives. Both grew up in Chicago Heights, Ill. and moved onto the next level of Division I football at Purdue and Eastern Illinois, respectively. Tim played defensive tackle and was named a team captain as a senior. Right after his playing days, he transitioned to coaching and began his career coaching the defensive line at Illinois-Wesleyan. He served at the collegiate level for six seasons before entering the NFL ranks in 2014. He currently serves as the passing game coordinator for the Titans, meaning the two brothers will face off at least twice this season.



## PERSONAL

- Attended Marian Catholic High School in Chicago Heights, Ill.
- Was a three-year starter at tight end and was named an all-area selection and a team captain as a senior.
- As a junior, he earned honorable mention all-area honors.
- Also played basketball in high school.
- Graduated with a degree in organizational leadership and supervision.
- His brother, Tim, serves as the passing game coordinator for the Tennessee Titans.
- Married to his wife, Jeriana, and they have three daughters, Eden, Isla and Emilia.
- A native of Chicago Heights, Ill.

## ADDITIONAL TRANSACTIONS

- Signed by the Colts as a free agent on August 31, 2022.
- Released by the Colts on August 30, 2022.
- Signed by the Green Bay Packers as a free agent on July 29, 2021.
- Released by the Tennessee Titans on March 16, 2021.
- Acquired by the Titans in a trade with the Philadelphia Eagles on August 16, 2016.
- Selected by Philadelphia in the fifth round (153rd overall) of the 2012 NFL Draft.



## DENNIS KELLY'S - NFL REGULAR SEASON STATISTICS

DATE	TEAM	GP	GS
2012	Eagles	13	10
2013	Eagles	0	0
2014	Eagles	3	3
2015	Eagles	14	2
2016	Titans	16	6
2017	Titans	16	1
2018	Titans	11	5
2019	Titans	15	4
2020	Titans	16	16
2021	Packers	10	4
2022	Colts	13	3
<b>TOTALS</b>		<b>127</b>	<b>54</b>

## DENNIS KELLY'S - NFL POSTSEASON STATISTICS

DATE	TEAM	GP	GS
2013	Eagles	0	0
2017	Titans	2	0
2019	Titans	3	0
2020	Titans	1	1
2021	Packers	1	1
<b>TOTALS</b>		<b>7</b>	<b>2</b>

## 2012 GAME-BY-GAME REGULAR-SEASON STATISTICS (EAGLES)

DATE	OPPONENT	P/S		W/L	SCORE
09/09	at Browns		INACTIVE	W	17-16
09/16	Ravens		INACTIVE	W	24-23
09/23	at Cardinals	P		L	6-27
09/30	Giants	P		W	19-17
10/07	at Steelers		INACTIVE	L	14-16
10/14	Lions	P		L	23-26+
10/28	Falcons	S		L	17-30
11/05	at Saints	S		L	13-28
11/11	Cowboys	S		L	23-38
11/18	at Redskins	S		L	6-31
11/26	Panthers	S		L	22-30
12/02	at Cowboys	S		L	33-38
12/09	at Buccaneers	S		W	23-21
12/13	Bengals	S		L	13-34
12/23	Redskins	S		L	20-27
12/30	at Giants	S		L	7-42
<b>2012 TOTALS</b>		<b>13-10</b>		<b>4-12</b>	

+ - Overtime





## 2013 GAME-BY-GAME REGULAR-SEASON STATISTICS (EAGLES)

DATE	OPPONENT	P/S		W/L	SCORE
09/09	at Redskins		ON INACTIVE LIST	W	33-27
09/15	Chargers		INACTIVE	L	30-33
09/19	Chiefs		ON INACTIVE LIST	L	16-26
09/29	at Broncos		INACTIVE	L	20-52
10/06	at Giants		INACTIVE	W	36-21
10/13	at Buccaneers		INACTIVE	W	31-20
10/20	Cowboys		ON INACTIVE LIST	L	3-17
10/27	Giants		ON INACTIVE LIST	L	7-15
11/03	at Raiders		INACTIVE	W	49-20
11/10	at Packers		INACTIVE	W	27-13
11/17	Redskins		INACTIVE	W	24-16
12/01	Cardinals		INACTIVE	W	24-21
12/08	Lions		INACTIVE	W	34-20
12/15	at Vikings		INACTIVE	L	30-48
12/22	Bears		INACTIVE	W	54-11
12/29	at Cowboys		INACTIVE	W	24-22
<b>2013 TOTALS</b>		<b>0-0</b>		<b>10-6</b>	

## 2014 GAME-BY-GAME REGULAR-SEASON STATISTICS (EAGLES)

DATE	OPPONENT	P/S		W/L	SCORE
09/07	Jaguars		INACTIVE	W	34-17
09/15	at Colts	S		W	30-27
09/21	Redskins	S		W	37-34
09/28	at 49ers	S		L	21-26
10/05	Rams		INACTIVE	W	34-28
10/12	Giants		INACTIVE	W	27-0
10/26	at Cardinals		INACTIVE	L	20-24
11/02	at Texans		INACTIVE	W	31-21
11/10	Panthers		INACTIVE	W	45-21
11/16	at Packers		ON INACTIVE LIST	L	20-53
11/23	Titans		INACTIVE	W	43-24
11/27	at Cowboys		INACTIVE	W	33-10
12/07	Seahawks		INACTIVE	L	14-24
12/14	Cowboys		INACTIVE	L	27-38
12/20	at Redskins		INACTIVE	L	24-27
12/28	at Giants		INACTIVE	W	34-26
<b>2014 TOTALS</b>		<b>3-3</b>		<b>10-6</b>	

## 2015 GAME-BY-GAME REGULAR-SEASON STATISTICS (EAGLES)

DATE	OPPONENT	P/S		W/L	SCORE
09/14	at Falcons		INACTIVE	L	24-26
09/20	Cowboys		INACTIVE	L	10-20
09/27	at Jets	P		W	24-17
10/04	at Redskins	P		L	20-23
10/11	Saints	P		W	39-17
10/19	Giants	P		W	27-7
10/25	at Panthers	P		L	16-27
11/08	at Cowboys	S		W	33-27+
11/15	Dolphins	S		L	19-20
11/22	Buccaneers	P		L	17-45
11/26	at Lions	P		L	14-45
12/06	at Patriots	P		W	35-28
12/13	Bills	P		W	23-20
12/20	Cardinals	P		L	17-40
12/26	Redskins	P		L	24-38
01/03	at Giants	P		W	35-30
<b>2015 TOTALS</b>		<b>14-2</b>		<b>7-9</b>	

+ - Overtime



## 2016 GAME-BY-GAME REGULAR-SEASON STATISTICS (TITANS)

DATE	OPPONENT	P/S	W/L	SCORE
09/11	Vikings	P	L	16-25
09/18	at Lions	P	W	16-15
09/25	Raiders	P	L	10-17
10/02	at Texans	P	L	20-27
10/09	at Dolphins	P	W	30-17
10/16	Browns	S	W	28-26
10/23	Colts	S	L	26-34
10/27	Jaguars	P	W	36-22
11/06	at Chargers	S	L	35-43
11/13	Packers	P	W	47-25
11/20	at Colts	S	L	17-24
11/27	at Bears	S	W	27-21
12/11	Broncos	P	W	13-10
12/18	at Chiefs	P	W	19-17
12/24	at Jaguars	P	L	17-38
01/01	Texans	S	W	24-17
<b>2016 TOTALS</b>		<b>16-6</b>	<b>9-7</b>	

## 2017 GAME-BY-GAME REGULAR-SEASON STATISTICS (TITANS)

DATE	OPPONENT	P/S	W/L	SCORE
09/10	Raiders	P	L	16-26
09/17	at Jaguars	P	W	37-16
09/24	Seahawks	P	W	33-27
10/01	at Texans	S	L	14-57
10/08	at Dolphins	P	L	10-16
10/16	Colts	P	W	36-22
10/22	at Browns	P	W	12-9+
11/05	Ravens	P	W	23-20
11/12	Bengals	P	W	24-20
11/16	at Steelers	P	L	17-40
11/26	at Colts	P	W	20-16
12/03	Texans	P	W	24-13
12/10	at Cardinals	P	L	7-12
12/17	at 49ers	P	L	23-25
12/24	Rams	P	L	23-27
12/31	Jaguars	P	W	15-10
<b>2017 TOTALS</b>		<b>16-1</b>	<b>9-7</b>	

+ - Overtime

## 2018 GAME-BY-GAME REGULAR-SEASON STATISTICS (TITANS)

DATE	OPPONENT	P/S	W/L	SCORE
09/09	at Dolphins	S	L	20-27
09/16	Texans		W	20-17
09/23	at Jaguars		W	9-6
09/30	Eagles		W	26-23+
10/07	at Bills		L	12-13
10/14	Ravens		L	0-21
10/21	at Chargers	P	L	19-20
11/05	at Cowboys	P	W	28-14
11/11	Patriots	S	W	34-10
11/18	at Colts	P	L	10-38
11/26	at Texans	P	L	17-34
12/02	Jets	P	W	26-22
12/06	Jaguars	P	W	30-9
12/16	at Giants	S	W	17-0
12/22	Redskins	S	W	25-16
12/30	Colts	S	L	17-33
<b>2018 TOTALS</b>		<b>11-5</b>	<b>9-7</b>	

+ - Overtime



## 2019 GAME-BY-GAME REGULAR-SEASON STATISTICS (TITANS)

DATE	OPPONENT	P/S	W/L	SCORE
09/08	at Browns	S	W	43-13
09/15	Colts	S	L	17-19
09/19	at Jaguars	S	L	7-20
09/29	at Falcons	S	W	24-10
10/06	Bills	P	L	7-14
10/13	at Broncos		L	0-16
10/20	Chargers	P	W	23-20
10/27	Buccaneers	P	W	27-23
11/03	at Panthers	P	L	20-30
11/10	Chiefs	P	W	35-32
11/24	Jaguars	P	W	42-20
12/01	at Colts	P	W	31-17
12/08	at Raiders	P	W	42-21
12/15	Texans	P	L	21-24
12/22	Saints	P	L	28-38
12/29	at Texans	P	W	35-14
<b>2019 TOTALS</b>		<b>15-4</b>	<b>9-7</b>	

## 2020 GAME-BY-GAME REGULAR-SEASON STATISTICS (TITANS)

DATE	OPPONENT	P/S	W/L	SCORE
09/14	at Broncos	S	W	16-14
09/20	Jaguars	S	W	33-30
09/27	at Vikings	S	W	31-30
10/13	Bills	S	W	42-16
10/18	Texans	S	W	42-36+
10/25	Steelers	S	L	24-27
11/01	at Bengals	S	L	20-31
11/08	Bears	S	W	24-17
11/12	Colts	S	L	17-34
11/22	at Ravens	S	W	30-24+
11/29	at Colts	S	W	45-26
12/06	Browns	S	L	35-41
12/13	at Jaguars	S	W	31-10
12/20	Lions	S	W	46-25
12/27	at Packers	S	L	14-40
01/03	at Texans	S	W	41-38
<b>2020 TOTALS</b>		<b>16-16</b>	<b>11-5</b>	

+ - Overtime

## 2021 GAME-BY-GAME REGULAR-SEASON STATISTICS (PACKERS)

DATE	OPPONENT	P/S	W/L	SCORE
09/12	at Saints	P	L	3-38
09/20	Lions	P	W	35-17
09/26	at 49ers	P	W	30-28
10/03	Steelers	P	W	27-17
10/10	at Bengals		W	25-22+
10/17	at Bears		W	24-14
10/24	Football Team		W	24-10
10/28	at Cardinals		W	24-21
11/07	at Chiefs	P	L	7-13
11/14	Seahawks		W	17-0
11/21	at Vikings		L	31-34
11/28	Rams		W	36-28
12/12	Bears	P	W	45-30
12/19	at Ravens	S	W	31-30
12/25	Browns	S	W	24-22
01/02	Vikings		W	37-10
01/09	at Lions	S	L	30-37
<b>2021 TOTALS</b>		<b>9-3</b>	<b>13-4</b>	

+ - Overtime



## 2022 GAME-BY-GAME REGULAR-SEASON STATISTICS (COLTS)

DATE	OPPONENT	P/S		W/L/T	SCORE
09/11	at Texans	P		T	20-20
09/18	at Jaguars		DID NOT PLAY (NON-INJURY)	L	0-24
09/25	Chiefs	P		W	20-17
10/02	Titans	P		L	17-24
10/06	at Broncos	P		W	12-9+
10/16	Jaguars	P		W	34-27
10/23	at Titans	S		L	10-19
10/30	Commanders	S		L	16-17
11/06	at Patriots	P		L	3-26
11/13	at Raiders	P		W	25-20
11/20	Eagles	P		L	16-17
11/28	Steelers	P		L	17-24
12/04	at Cowboys	S		L	19-54
12/17	at Vikings	P		L	36-39+
<b>2022 TOTALS</b>		<b>13-3</b>		<b>4-9-1</b>	

+ - Overtime

## 2013 GAME-BY-GAME POSTSEASON STATISTICS (EAGLES)

DATE	OPPONENT	P/S		W/L	SCORE
01/04	Saints		INACTIVE	L	24-26
<b>2013 TOTALS</b>		<b>0-0</b>		<b>0-1</b>	

## 2017 GAME-BY-GAME POSTSEASON STATISTICS (TITANS)

DATE	OPPONENT	P/S		W/L	SCORE
01/06	at Chiefs	P		W	22-21
01/13	at Patriots	P		L	14-35
<b>2017 TOTALS</b>		<b>2-0</b>		<b>1-1</b>	

## 2019 GAME-BY-GAME POSTSEASON STATISTICS (TITANS)

DATE	OPPONENT	P/S		W/L	SCORE
01/04	at Patriots	P		W	20-13
01/11	at Ravens	P		W	28-12
01/19	at Chiefs	P		L	24-35
<b>2019 TOTALS</b>		<b>3-0</b>		<b>2-1</b>	

## 2020 GAME-BY-GAME POSTSEASON STATISTICS (TITANS)

DATE	OPPONENT	P/S		W/L	SCORE
01/10	Ravens	S		L	13-20
<b>2020 TOTALS</b>		<b>1-1</b>		<b>0-1</b>	

## 2021 GAME-BY-GAME POSTSEASON STATISTICS (PACKERS)

DATE	OPPONENT	P/S		W/L	SCORE
01/22	49ers	S		L	10-13
<b>2021 TOTALS</b>		<b>1-1</b>		<b>0-1</b>	

# 78 RYAN KELLY

CENTER



**RYAN KELLY**: SELECTED BY THE COLTS IN THE FIRST ROUND (8TH OVERALL) OF THE 2016 NFL DRAFT.

**6-4 • 307 LBS**  
**NFL EXP: 7**  
**(7TH YEAR WITH THE COLTS)**  
**BORN: 5/30/93**



COLLEGE:  
**ALABAMA**

## 4TH-AND-SHORT

- In his first six seasons, he started all 80 games he has competed in.
- 3x Pro Bowler (2019, 2020, 2021).
- 1x All-Pro Selection (2020, Second Team).
- Part of a Colts offensive line that is tied for the fewest sacks allowed since 2018.

## DOWN THE STRETCH

**Favorite team and/or athlete outside of football:**  
Cincinnati Reds and Nashville Predators

**Favorite musician and/or song:** George Strait - "Clear Blue Sky"

**Hobbies outside of football:** Golfing, fishing and hunting

**If you could have lunch with someone, living or dead, who would it be:** Johnny Cash

**What is your pregame ritual:** I get to the stadium a little early. I drink a 20-ounce coffee. Kind of relax a little bit, and then I start getting treatment. I'll listen to music until about five minutes before.

**What's on your bucket list:** I always wanted to go to Ireland. One of my uncles actually went over there and met some of our distant cousins through Ancestry.com. I always wanted to do that. And then, honestly, I eventually just want to have a farm with a pond and do whatever I want.

**What was your "welcome to the NFL" moment:** My rookie year, preseason, I was blocking the Eagles front seven. I was trying to block Fletcher Cox and all these big name dudes, and I was kind of holding my own. Then you kind of learn how more relaxed preseason is than the actual season, but that was a cool moment for me playing against a lot of guys that I've been watching since I was a kid.

**Who was your mentor:** Bob Odum was my offensive line coach in high school. He ultimately made me move from guard to center, so I have a lot to thank him for. He taught me how to lift weights, how to play with strength and how to play bigger than what you actually are.

**What is the best piece of advice you have received:** "What you do speaks so loudly that I can't hear what you say." And that's from Nick Saban. He uses that all the time. I love that piece.



@RYAN\_KELLY70



@RYANKELLY70

# 78 RYAN KELLY

CENTER



### PRO BOWLER RYAN KELLY

Kelly was named to Pro Bowl in 2019, 2020 and 2021. He joined guard Quenton Nelson in all three all-star games and they became the first Indianapolis offensive linemen to be represented in three consecutive Pro Bowls since 1987-89 (Ray Donaldson and Chris Hinton).



In 2016, Kelly became the first center selected by Indianapolis in the first round of any NFL Draft. He was 1-of-11 rookies in the NFL to start all 16 games and was 1-of-2 rookie centers to start every contest. Kelly joined Steve McKinney (1998, LG), Tarik Glenn (1997, RG), Adam Meadows (1997, LT) and Ron Solt (1984, RG) as the only Colts offensive linemen to start all 16 games as a rookie. Quenton Nelson joined the group during the 2018 season. Kelly is also the only Colts center to start all 16 games as a rookie in team



### THREE-TIME NATIONAL CHAMPION

# 2015

With Alabama from 2011-15, Kelly was part of three Crimson Tide national championships. Kelly won BCS Championships as a redshirt freshman in 2011 and again the following season where he competed in 10 games. Kelly and Alabama were College Football Playoff National Champions in 2015 concluding his career with the Crimson Tide.

### CONCERNS OF POLICE SURVIVORS

Ryan was raised in a police family. His father, Dave, served on the force for nearly 30 years. "I grew up in that community, met a lot of great people in that community and also have seen the struggle," Ryan said. "It's the toughest job that you could have right now." This first-hand experience inspired Ryan to get involved with the Concerns of Police Survivors organization. He has promoted the group through the NFL's My Cause My Cleats initiative each of the last five years (2017-21) and was a guest speaker at the Indiana chapter's 2018 banquet. "Any time they can get good exposure in the media, I think that helps them out a lot. For those men and women who have laid their lives on the line, I just want to give back for them."

### FOOTBALL IN THE FAMILY

Ryan's brother, Mike, attended the Naval Academy and competed as a linebacker on the football team. Following the 2016 season, he became a commissioned Second Lieutenant in the United States Marine Corps.



@RYAN\_KELLY70



@RYANKELLY70

# 78 RYAN KELLY

CENTER



## NFL HIGHLIGHTS

- In seven seasons with the Colts, has started all 93 games he has played in at center. Has started three postseason contests.
- Has started 14 games at center in 2022 and helped Jonathan Taylor rush for 161 yards in Week 1 at Houston. In Week 6 vs. Jacksonville, he was part of an offensive line that did not allow a sack in 58 pass attempts, which marks the most pass attempts in franchise history without allowing a sack. In Week 10 at Las Vegas, he was part of an offensive line that paved the way for the Colts to rush for 207 yards.
- In 2021, he garnered Pro Bowl honors after he started 14 games and helped pave the way for seven of Jonathan Taylor's 100-yard rushing games. He helped block for Taylor, who led the NFL in rushing yards and rushing touchdowns
- Earned Associated Press Second Team All-Pro and PFWA All-AFC Team honors after he started 15 games in 2020 and helped the offensive line allow zero sacks in four different games. He was selected to his second consecutive Pro Bowl. In Week 6 vs. Cincinnati, he helped block for Philip Rivers, who threw for a season-best 371 yards. In Week 14 at Las Vegas, he helped the offense allow zero sacks and the offense rush for 212 yards. In Week 17 vs. Jacksonville, he helped pave the way for Jonathan Taylor who rushed for a franchise-record 253 yards. Started one postseason game and helped the offensive line not allow a sack.
- Started all 16 games in 2019 and was named to his first career Pro Bowl after he helped Marlon Mack become the first Colts 1,000-yard single-season rusher since 2016. In Week 1, he helped Mack rush for a career-high 174 yards. It was the most by a Colts running back since Dominic Rhodes rushed for 177 yards against Atlanta in 2001. In Week 11 vs. Jacksonville, he helped the Colts rush for 264 yards, which is the 12th-highest total in team history and the most for the Colts since 11/21/04 against Chicago (275).
- Started 12 games in 2018 and was part of an offensive line that ranked first in the NFL in fewest sacks allowed. He helped protect Andrew Luck during a 464-yard, four touchdown performance in Week 4. In Weeks 7 and 8, he started both games and helped the Colts rush for over 200 yards in back-to-back games, which was the first time in the same season since 1985. Was part of an offensive line that didn't allow a sack in five straight games, which tied the New York Giants (2010) and Tennessee Titans (2008) for the third-longest streak since 1982. Started two postseason games and helped the Colts rush for a postseason franchise-record 200 yards during AFC Wild Card weekend.
- In 2017, started all seven games he competed in at center and was inactive for another nine contests. Blocked for a Colts offense that averaged 284.6 yards per game as Jacoby Brissett threw for 3,098 yards and 13 touchdowns. Placed on Injured Reserve on December 18, 2017.

## NFL HIGHLIGHTS CONT...

- Started all 16 games at center in his rookie season and blocked for a Colts offense that ranked tied for fifth in the NFL in passing yards per game (262.6), seventh in points scored (397) and 10th in yards per game (364.4). Opened rushing lanes for running back Frank Gore who logged the team's first 1,000-yard rushing season since 2007.
- Was 1-of-11 rookies in the NFL to start all 16 games, 1-of-5 rookie offensive linemen to start all 16 and 1-of-2 rookie centers to start all 16.
- Joined Steve McKinney (1998, LG), Tarik Glenn (1997, RG), Adam Meadows (1997, LT) and Ron Solt (1984, RG) as the only Colts offensive linemen to start all 16 games as a rookie. He is also the only Colts center to start all 16 games as a rookie.

## COLLEGE HIGHLIGHTS

- Played in 46 games (36 starts) at the University of Alabama where he was a three-year starter at center and helped lead the Crimson Tide to the 2015 National Championship.
- Did not allow a sack during his final two seasons while missing just 15 assignments on 1,818 snaps during that span.
- Was named the Rimington Trophy Award winner, given annually to the nation's top center, following his senior season.
- As a senior team captain, started all 15 games for the National Champion Crimson Tide.
- Was a consensus First Team All-America selection earning first-team honors from Walter Camp, *USA Today*, *Sporting News*, FWAA and the AFCA.
- Named Second Team Associated Press All-America and was named to the All-SEC first-team by conference coaches and the AP.
- Received the Jacobs Blocking Trophy, which is given to the conference's top lineman.
- Named SEC Scholar Athlete of the Year.
- Was named a semifinalist for the Outland Trophy, which is given to the nation's top interior lineman and a semifinalist for the Campbell Award.
- Started 12 games as a junior including the SEC Championship and College Football Playoff games on an offensive line that allowed just 16.0 sacks on the year ranking second in the conference and 14th nationally.
- Started nine games in 2013 and was part of an offensive line that ranked 23rd nationally and fourth in the SEC for fewest sacks allowed per game (1.31). Blocked for 205.6 rushing yards per game (25th-most nationally) and 454.1 total yards per game (33rd-most nationally) that ranked as the second-most in a single season in Crimson Tide history.
- Saw action in 10 games coming off the bench as a redshirt freshman.
- Named to the SEC All-Freshman team.
- Redshirted as a true freshman in 2011.



@RYAN\_KELLY70



@RYANKELLY70



## COLLEGE HIGHLIGHTS

- Played in 46 games (36 starts) at the University of Alabama where he was a three-year starter at center and helped lead the Crimson Tide to the 2015 National Championship.
- Did not allow a sack during his final two seasons while missing just 15 assignments on 1,818 snaps during that span.
- Was named the Rimington Trophy Award winner, given annually to the nation's top center, following his senior season.
- As a senior team captain, started all 15 games for the National Champion Crimson Tide.
- Was a consensus First Team All-America selection earning first-team honors from Walter Camp, *USA Today*, *Sporting News*, FWAA and the AFCA.
- Named Second Team Associated Press All-America and was named to the All-SEC first-team by conference coaches and the AP.
- Received the Jacobs Blocking Trophy, which is given to the conference's top lineman.
- Named SEC Scholar Athlete of the Year.
- Was named a semifinalist for the Outland Trophy, which is given to the nation's top interior lineman and a semifinalist for the Campbell Award.
- Started 12 games as a junior including the SEC Championship and College Football Playoff games on an offensive line that allowed just 16.0 sacks on the year ranking second in the conference and 14th nationally.
- Started nine games in 2013 and was part of an offensive line that ranked 23rd nationally and fourth in the SEC for fewest sacks allowed per game (1.31). Blocked for 205.6 rushing yards per game (25th-most nationally) and 454.1 total yards per game (33rd-most nationally) that ranked as the second-most in a single season in Crimson Tide history.
- Saw action in 10 games coming off the bench as a redshirt freshman.
- Named to the SEC All-Freshman team.
- Redshirted as a true freshman in 2011.

## PERSONAL

- Attended Lakota West High School in West Chester, Ohio where he was named an Under Armour All-America choice and was rated the No. 2 center by *Scout.com*, the No. 4 center by ESPN and the No. 6 center by *Rivals.com*.
- As a senior, was named a Third Team Division 1 All-Ohio selection.
- Was an all-conference and all-city first-team choice as a junior in 2009.
- Visited Kokomo, Ind. following tornadoes that hit the area in 2016, met with locals and helped load donated food working with the Red Cross.
- Distributed backpacks full of books to foster children as part of the Colts Books for Youth event.
- Sang carols and distributed gifts to patients at Riley Hospital during the holidays.
- Earned his bachelor's degree in business management and his master's degree in marketing from Alabama.
- Participated in the NFL's My Cause My Cleats initiative and represented C.O.P.S. – Concerns of Police Survivors (2018-21).
- In 2020, he volunteered at a Colts' mobile pantry distribution as part of the No One Runs on Empty program.
- Participated in Caroling for Riley Hospital for Children in 2019.
- Married to his wife, Emma.
- A native of West Chester, Ohio.







## RYAN KELLY'S - NFL REGULAR SEASON STATISTICS

DATE	TEAM	GP	GS
2016	Colts	16	16
2017	Colts	7	7
2018	Colts	12	12
2019	Colts	16	16
2020	Colts	15	15
2021	Colts	14	14
2022	Colts	14	14
<b>TOTALS</b>		<b>94</b>	<b>94</b>

## RYAN KELLY'S - NFL POSTSEASON STATISTICS

DATE	TEAM	GP	GS
2018	Colts	2	2
2020	Colts	1	1
<b>TOTALS</b>		<b>3</b>	<b>3</b>

### 2016 GAME-BY-GAME REGULAR-SEASON STATISTICS (COLTS)

DATE	OPPONENT	P/S	W/L	SCORE
09/11	Lions	S	L	35-39
09/18	at Broncos	S	L	20-34
09/25	Chargers	S	W	26-22
10/02	at Jaguars	S	L	27-30
10/09	Bears	S	W	29-23
10/16	at Texans	S	L	23-26+
10/23	at Titans	S	W	34-26
10/30	Chiefs	S	L	14-30
11/06	at Packers	S	W	31-26
11/20	Titans	S	W	24-17
11/24	Steelers	S	L	7-28
12/05	at Jets	S	W	41-10
12/11	Texans	S	L	17-22
12/18	at Vikings	S	W	34-6
12/24	at Raiders	S	L	25-33
01/01	Jaguars	S	W	24-20
<b>2016 TOTALS</b>		<b>16-16</b>	<b>8-8</b>	

+ - Overtime

### 2017 GAME-BY-GAME REGULAR-SEASON STATISTICS (COLTS)

DATE	OPPONENT	P/S	W/L	SCORE
09/10	at Rams		L	9-46
09/17	Cardinals		L	13-16+
09/24	Browns		W	31-28
10/01	at Seahawks		L	18-46
10/08	49ers	S	W	26-23+
10/16	at Titans	S	L	22-36
10/22	Jaguars	S	L	0-27
10/29	at Bengals	S	L	23-24
11/05	at Texans	S	W	20-14
11/12	Steelers	S	L	17-20
11/26	Titans	S	L	16-20
12/03	at Jaguars		L	10-30
12/10	at Bills		L	7-13+
12/14	Broncos		L	13-25
12/23	at Ravens		L	16-23
12/31	Texans		W	22-13
<b>2017 TOTALS</b>		<b>7-7</b>	<b>4-12</b>	

+ - Overtime





## 2018 GAME-BY-GAME REGULAR-SEASON STATISTICS (COLTS)

DATE	OPPONENT	P/S	W/L	SCORE
09/09	Bengals	S	L	23-34
09/16	at Redskins	S	W	21-9
09/23	at Eagles	S	L	16-20
09/30	Texans	S	L	34-37+
10/04	at Patriots	S	L	24-38
10/14	at Jets	S	L	34-42
10/21	Bills	S	W	37-5
10/28	at Raiders	S	W	42-28
11/11	Jaguars	S	W	29-26
11/18	Titans	S	W	38-10
11/25	Dolphins	INACTIVE	W	27-24
12/02	at Jaguars	INACTIVE	L	0-6
12/09	at Texans	INACTIVE	W	24-21
12/16	Cowboys	S	W	23-0
12/23	Giants	S	W	28-27
12/30	at Titans	INACTIVE	W	33-17
<b>2018 TOTALS</b>		<b>12-12</b>	<b>10-6</b>	

+ - Overtime

## 2019 GAME-BY-GAME REGULAR-SEASON STATISTICS (COLTS)

DATE	OPPONENT	P/S	W/L	SCORE
09/08	at Chargers	S	L	24-30+
09/15	at Titans	S	W	19-17
09/22	Falcons	S	W	27-24
09/29	Raiders	S	L	24-31
10/06	at Chiefs	S	W	19-13
10/20	Texans	S	W	30-23
10/27	Broncos	S	W	15-13
11/03	at Steelers	S	L	24-26
11/10	Dolphins	S	L	12-16
11/17	Jaguars	S	W	33-13
11/21	at Texans	S	L	17-20
12/01	Titans	S	L	17-31
12/08	at Buccaneers	S	L	35-38
12/16	at Saints	S	L	7-34
12/22	Panthers	S	W	38-6
12/29	at Jaguars	S	L	20-38
<b>2019 TOTALS</b>		<b>16-16</b>	<b>7-9</b>	

+ - Overtime

## 2020 GAME-BY-GAME REGULAR-SEASON STATISTICS (COLTS)

DATE	OPPONENT	P/S	W/L	SCORE
09/13	at Jaguars	S	L	20-27
09/20	Vikings	S	W	28-11
09/27	Jets	S	W	36-7
10/04	at Bears	S	W	19-11
10/11	at Browns	S	L	23-32
10/18	Bengals	S	W	31-27
11/01	at Lions	S	W	41-21
11/08	Ravens	S	L	10-24
11/12	at Titans	S	W	34-17
11/22	Packers	S	W	34-31+
11/29	Titans	INACTIVE	L	26-45
12/06	at Texans	S	W	26-20
12/13	at Raiders	S	W	44-27
12/20	Texans	S	W	27-20
12/27	at Steelers	S	L	24-28
01/03	Jaguars	S	W	28-14
<b>2020 TOTALS</b>		<b>15-15</b>	<b>11-5</b>	

+ - Overtime





## 2021 GAME-BY-GAME REGULAR-SEASON STATISTICS (COLTS)

DATE	OPPONENT	P/S	W/L	SCORE
09/12	Seahawks	S	L	16-28
09/19	Rams	S	L	24-27
09/26	at Titans	S	L	16-25
10/03	at Dolphins	S	W	27-17
10/11	at Ravens	S	L	25-31+
10/17	Texans	S	W	31-3
10/24	at 49ers	S	W	30-18
10/31	Titans	S	L	31-34+
11/04	Jets	S	W	45-30
11/14	Jaguars	S	W	23-17
11/21	at Bills	S	W	41-15
11/28	Buccaneers	S	L	31-38
12/05	at Texans		W	31-0
12/18	Patriots		W	27-17
12/25	at Cardinals		W	22-16
01/02	Raiders	S	L	20-23
01/09	at Jaguars	S	L	11-26
<b>2021 TOTALS</b>	<b>14-14</b>		<b>9-8</b>	

RESERVE/COVID-19  
INACTIVE  
ON INACTIVE LIST

+ - Overtime

## 2022 GAME-BY-GAME REGULAR-SEASON STATISTICS (COLTS)

DATE	OPPONENT	P/S	W/L/T	SCORE
09/11	at Texans	S	T	20-20
09/18	at Jaguars	S	L	0-24
09/25	Chiefs	S	W	20-17
10/02	Titans	S	L	17-24
10/06	at Broncos	S	W	12-9+
10/16	Jaguars	S	W	34-27
10/23	at Titans	S	L	10-19
10/30	Commanders	S	L	16-17
11/06	at Patriots	S	L	3-26
11/13	at Raiders	S	W	25-20
11/20	Eagles	S	L	16-17
11/28	Steelers	S	L	17-24
12/04	at Cowboys	S	L	19-54
12/17	at Vikings	S	L	36-39+
<b>2022 TOTALS</b>	<b>14-14</b>		<b>4-9-1</b>	

+ - Overtime

## 2018 GAME-BY-GAME POSTSEASON STATISTICS (COLTS)

DATE	OPPONENT	P/S	W/L	SCORE
01/05	at Texans	S	W	21-7
01/12	at Chiefs	S	L	13-31
<b>2018 TOTALS</b>	<b>2-2</b>		<b>1-1</b>	

## 2020 GAME-BY-GAME POSTSEASON STATISTICS (COLTS)

DATE	OPPONENT	P/S	W/L	SCORE
01/09	at Bills	S	L	24-27
<b>2020 TOTALS</b>	<b>1-1</b>		<b>0-1</b>	



# 59 CAMERON MCGRONE

LINEBACKER



**CAMERON MCGRONE:** SIGNED TO THE COLTS ACTIVE ROSTER FROM THE PATRIOTS PRACTICE SQUAD ON DECEMBER 20, 2022..



**6-1 • 236 LBS**  
**NFL EXP: 2**  
**(1ST YEAR WITH THE COLTS)**  
**BORN: 6/22/00**

**M** COLLEGE:  
**MICHIGAN**

## 4TH-AND-SHORT

- Spent the 2021 season on New England's Reserve/Non-Football Injury list.
- Saw action in 19 games (15 starts) at Michigan (2018-20) and recorded 92 tackles (52 solo), 11.5 tackles for loss, 4.5 sacks, one pass defended and one forced fumble.
- Attended Lawrence Central High School in Indianapolis.

### NFL HIGHLIGHTS

- He has spent part of the 2022 season on New England's practice squad.
- In 2021, he spent the season on the Reserve/Non-Football Injury list.

### COLLEGE HIGHLIGHTS

- Saw action in 19 games (15 starts) at Michigan (2018-20) and recorded 92 tackles (52 solo), 11.5 tackles for loss, 4.5 sacks, one pass defended and one forced fumble.
- As a junior, he started five games and compiled 26 tackles (14 solo), 2.0 tackles for loss and half a sack.
- In 2019, he was named All-Big Ten honorable mention after he appeared in all 13 games and registered 66 tackles (38 solo), 9.5 tackles for loss, 4.0 sacks, one pass defended and one forced fumble.
- As a freshman, he played in one game on special teams.



## PERSONAL

- Attended Lawrence Central High School in Indianapolis.
- As a senior, he recorded 84 tackles, 14.0 tackles for loss and 4.0 sacks.
- Named a two-time all-conference selection and All-Marion County team honoree.
- Co-recipient of the 2017 *IndyStar* Top Linebacker Award.
- Selected as the No. 1 player from the state of Indiana by *247Sports*.
- Majored in general studies.
- A native of Indianapolis.

## ADDITIONAL TRANSACTIONS

- Signed to the New England practice squad on December 13, 2022.
- Signed to the Patriots active roster from the practice squad on December 12, 2022.
- Signed to the New England practice squad on August 31, 2022.
- Waived by the Patriots on August 30, 2022.
- Selected by New England in the fifth round (177th overall) of the 2021 NFL Draft.

## CAMERON MCGRONE'S - NFL REGULAR SEASON STATISTICS

DATE	TEAM	GP	GS	TACKLES							INTERCEPTIONS				FUMBLES				ST			MISC				
				TK	S	A	TFL	YDS	SK	YDS	QBH	NO	YDS	LG	TD	PD	FF	FR	TD	YDS	TK	S	A	FF	FR	S
2021	Patriots	0	0	0	0	0	0	0	0	0.0	0.0	0	0	0	0	0	0	0	0	0	0	0	0	0	0	0
2022	Patriots	0	0	0	0	0	0	0	0	0.0	0.0	0	0	0	0	0	0	0	0	0	0	0	0	0	0	
<b>TOTALS</b>		<b>0</b>	<b>0</b>	<b>0</b>	<b>0</b>	<b>0</b>	<b>0</b>	<b>0</b>	<b>0</b>	<b>0.0</b>	<b>0.0</b>	<b>0</b>	<b>0</b>	<b>0</b>	<b>0</b>	<b>0</b>	<b>0</b>	<b>0</b>	<b>0</b>	<b>0</b>	<b>0</b>	<b>0</b>	<b>0</b>	<b>0</b>	<b>0</b>	

## CAMERON MCGRONE'S - NFL POSTSEASON STATISTICS

DATE	TEAM	GP	GS	TACKLES							INTERCEPTIONS				FUMBLES				ST			MISC			
				TK	S	A	TFL	YDS	SK	YDS	QBH	NO	YDS	LG	TD	PD	FF	FR	TD	YDS	TK	S	A	FF	FR
2021	Patriots	0	0	0	0	0	0	0	0	0.0	0.0	0	0	0	0	0	0	0	0	0	0	0	0	0	0
<b>TOTALS</b>		<b>0</b>	<b>0</b>	<b>0</b>	<b>0</b>	<b>0</b>	<b>0</b>	<b>0</b>	<b>0</b>	<b>0.0</b>	<b>0.0</b>	<b>0</b>	<b>0</b>	<b>0</b>	<b>0</b>	<b>0</b>	<b>0</b>	<b>0</b>	<b>0</b>	<b>0</b>	<b>0</b>	<b>0</b>	<b>0</b>	<b>0</b>	<b>0</b>

## 2021 GAME-BY-GAME REGULAR-SEASON STATISTICS (PATRIOTS)

DATE	OPPONENT	P/S	TACKLES							INTERCEPTIONS				FUMBLES				ST			MISC			W/L	SCORE			
			TK	S	A	SK	YDS	TFL	YDS	QBH	NO	YDS	LG	TD	PD	FF	FR	TD	YDS	TK	S	A	FF			FR	S	A
09/12	Dolphins																									L	16-17	
10/03	Buccaneers																									L	17-19	
10/10	at Texans																									W	25-22	
10/17	Cowboys																									L	29-35+	
10/24	Jets																									W	54-13	
10/31	at Chargers																									W	27-24	
11/07	at Panthers																									W	24-6	
11/14	Browns																									W	45-7	
11/18	at Falcons																									W	25-0	
11/28	Titans																									W	36-13	
12/06	at Bills																									W	14-10	
12/18	at Colts																									L	17-27	
12/26	Bills																									L	21-33	
01/02	Jaguars																									W	50-10	
01/09	at Dolphins																									L	24-33	
<b>2021 TOTALS</b>			<b>0</b>	<b>0</b>	<b>0</b>	<b>0</b>	<b>0</b>	<b>0</b>	<b>0</b>	<b>0</b>	<b>0</b>	<b>0</b>	<b>0</b>	<b>0</b>	<b>0</b>	<b>0</b>	<b>0</b>	<b>0</b>	<b>0</b>	<b>0</b>	<b>0</b>	<b>0</b>	<b>0</b>	<b>0</b>	<b>0</b>	<b>0</b>	<b>9-6</b>	

+ - Overtime



### 2022 GAME-BY-GAME REGULAR-SEASON STATISTICS (PATRIOTS)

DATE	OPPONENT	P/S	TACKLES							INTERCEPTIONS				FUMBLES			ST			MISC		W/L	SCORE				
			TK	S	A	SK	YDS	TFL	YDS	QBH	NO	YDS	LG	TD	PD	FF	FR	TD	YDS	TK	S			A	FF	FR	S
09/11	at Dolphins																									L	7-20
09/18	at Steelers																									W	17-14
09/25	Ravens																									L	26-37
10/02	at Packers																									L	24-27+
10/09	Lions																									W	29-0
10/16	at Browns																									W	38-15
10/24	Bears																									L	14-33
10/30	at Jets																									W	22-17
11/06	Colts																									W	26-3
11/20	Jets																									W	10-3
11/24	at Vikings																									L	26-33
12/01	Bills																									L	10-24
12/12	at Cardinals																									W	27-13
12/18	at Raiders																									L	24-30
<b>2022 TOTALS</b>			<b>0</b>	<b>0</b>	<b>0</b>	<b>0</b>	<b>0</b>	<b>0</b>	<b>0</b>	<b>0</b>	<b>0</b>	<b>0</b>	<b>0</b>	<b>0</b>	<b>0</b>	<b>0</b>	<b>0</b>	<b>0</b>	<b>0</b>	<b>0</b>	<b>0</b>	<b>0</b>	<b>0</b>	<b>0</b>	<b>0</b>	<b>7-7</b>	

+ - Overtime

### 2021 GAME-BY-GAME POSTSEASON STATISTICS (PATRIOTS)

DATE	OPPONENT	P/S	TACKLES							INTERCEPTIONS				FUMBLES			ST			MISC		W/L	SCORE				
			TK	S	A	SK	YDS	TFL	YDS	QBH	NO	YDS	LG	TD	PD	FF	FR	TD	YDS	TK	S			A	FF	FR	S
01/15	at Bills																									L	17-47
<b>2021 TOTALS</b>			<b>0</b>	<b>0</b>	<b>0</b>	<b>0</b>	<b>0</b>	<b>0</b>	<b>0</b>	<b>0</b>	<b>0</b>	<b>0</b>	<b>0</b>	<b>0</b>	<b>0</b>	<b>0</b>	<b>0</b>	<b>0</b>	<b>0</b>	<b>0</b>	<b>0</b>	<b>0</b>	<b>0</b>	<b>0</b>	<b>0</b>	<b>0-1</b>	



**CHASE MCLAUGHLIN:** ORIGINALLY SIGNED TO THE COLTS PRACTICE SQUAD ON SEPTEMBER 13, 2022.

**6-0 • 190 LBS**

**NFL EXP: 4**

**(2ND YEAR WITH THE COLTS)**

**BORN: 4/9/96**



**COLLEGE:  
ILLINOIS**

## 4TH-AND-SHORT

- In his first three seasons, he has played in 31 career games in his time with the Browns (2021), New York Jets (2020), Jaguars (2020), Colts (2019-20), Vikings (2019-20), 49ers (2019), Los Angeles Chargers (2019) and Bills (2019). McLaughlin converted 37-of-49 field goals and 67-of-89 extra points for 178 points. He also registered 38 touchbacks on kickoffs.
- Earned AFC Special Teams Player of the Week Award after he converted four field goal attempts, including a game-winning 48-yard field goal in overtime at DEN in Week 5 of the 2022 season.

### AFC SPECIAL TEAMS PLAYER OF THE WEEK

In the Colts' 12-9 overtime win against the Denver Broncos on *Thursday Night Football*, McLaughlin converted all four of his field goal attempts from 52, 51, 31 and 48 yards and earned AFC Special Teams Player of the Week. He became the first kicker in team history to make three field goals of 48-plus yards in a single game. McLaughlin made a game-tying 31-yard field goal at the end of regulation and a game-winning 48-yard field goal in overtime. He is the first Indianapolis kicker to earn the distinction since Rodrigo Blankenship in Week 11 of the 2020 season.



M  
C  
L  
A  
U  
G  
H  
L  
I  
N



@chasemclaughlin



### NFL HIGHLIGHTS

- He has played in 44 career games in his time with the Colts (2022), Cleveland Browns (2021), New York Jets (2020), Jacksonville Jaguars (2020), Colts (2019-20), Minnesota Vikings (2019-20), San Francisco 49ers (2019), Los Angeles Chargers (2019) and Buffalo Bills (2019). McLaughlin has converted 64-of-81 field goals (79.0 percent) and 83-of-85 extra points (97.6 percent) for 275 points. He has also registered 68 touchbacks on kickoffs.
- He has appeared in 13 games in 2022 and has converted 27-of-32 field goals (84.4 percent) and 16-of-16 extra points (100 percent) for 97 points. He also has tallied 30 kickoff touchbacks. In Week 5 at Denver, he earned AFC Special Teams Player of the Week after he converted 4-of-4 field goals, including a game-tying 31-yard field goal at the end of regulation and a game-winning 48-yard field goal in overtime. He converted two 50-plus yard field goals (51 and 52 yards), which marks the first time a Colts kicker has accomplished that feat in the same game since Week 8 of 2019 (Adam Vinatieri). In Week 13 at Dallas, he converted 2-of-2 field goals, including a 52-yarder in the first quarter. He has converted seven field goals of 50-plus yards this season, which ties Vinatieri for the most in single-season franchise history (2016). McLaughlin has made a field goal of over 50 yards in three consecutive games, which marks the first time in franchise history a kicker has converted a 50-plus yard field goal in three consecutive games in the same season. In Week 15 at Minnesota, he converted 5-of-5 field goals and three extra points for 18 total points. He tied Lou Michaels (18) for the most kick-scoring points in a single game in franchise history (Week 3 of 1966). McLaughlin passed Adam Vinatieri (seven) for the most field goals of 50-or-more yards in single-season franchise history (2016). His five made field goals are tied for the most by a Colts kicker in a single game in franchise history and the most since Adam Vinatieri in Week 5 of 2016 vs. Chicago. McLaughlin has made a field goal of over 50 yards in four consecutive games, which marks the first time in franchise history a kicker has converted a 50-plus yard field goal in four consecutive games.
- In 2021, he saw action in 16 games and converted 15-of-21 field goals (71.4 percent) and 36-of-37 extra points (97.3 percent) for 81 points and added 31 kickoff touchbacks.
- Appeared in four games with the Jaguars and Jets in 2020 and converted 4-of-5 field goals (80 percent) and 5-of-6 extra points (83.3 percent) for 17 points.
- In 2019, he appeared in 11 games with the Chargers, 49ers and Colts and converted 18-of-23 field goals (78.3 percent) and 26-of-26 extra points (100 percent) for 80 points. Added seven kickoff touchbacks.

### COLLEGE HIGHLIGHTS

- Appeared in 35 games at Illinois and converted 44-of-59 field goals (74.6 percent) and 79-of-79 extra points. He has also added two punts for 69 yards and contributed with 89 touchbacks on kickoffs.
- Ranks first in school history in 50-plus yard field goals (five), fourth in field goals made (44), fourth in field goal conversion percentage (74.6) and sixth in points scored (211).
- In 2018, he was named First Team All-Big Ten by the league's coaches and The Associated Press after he played in 12 games and converted 20-of-25 field goals (80.0 percent) and 36-of-36 extra points (100 percent). Was also named the Bakken-Andersen Big Ten Kicker of the Year and was a semifinalist for the Lou Groza Award.
- As a redshirt junior, he was a team captain and appeared in 12 games and converted 12-of-17 field goals (70.6 percent) and was 17-of-17 extra points (100 percent).
- In 2016, he played in 11 games and converted 12-of-17 field goals (70.6 percent) and 26-of-26 extra points (100 percent).
- Did not see game action as a redshirt freshman.
- Redshirted the 2014 season.

### PERSONAL

- Attended Cypress Woods (Texas) High School.
- Registered the most touchbacks in the state of Texas in 2015.
- Named first-team all-district and academic all-state.
- Lettered in both football and soccer.
- Majored in mechanical engineering.
- A native of Cypress, Texas.





**ADDITIONAL TRANSACTIONS**

- Signed to the Colts active roster on October 4, 2022.
- Signed to the Colts practice squad on October 3, 2022.
- Signed to the Colts active roster on October 1, 2022.
- Signed to the Colts practice squad on September 26, 2022.
- Signed to the Colts active roster on September 24, 2022.
- Signed to the Colts practice squad on September 19, 2022.
- Signed to the Colts active roster from the practice squad on September 17, 2022.
- Waived by the Cleveland Browns on May 2, 2022.
- Signed by Cleveland as an unrestricted free agent on April 5, 2022.
- Claimed by the Browns off of waivers from the New York Jets on May 10, 2021.
- Waived by the New York Jets on May 7, 2021.
- Claimed by the Jets off of waivers from Jacksonville on December 14, 2020.
- Waived by the Jacksonville Jaguars on December 12, 2020.
- Signed to the Jaguars active roster from the Minnesota Vikings practice squad on November 10, 2020.
- Signed to the Vikings practice squad on September 8, 2020.
- Waived by Indianapolis on September 5, 2020.
- Claimed by the Colts off of waivers from San Francisco on December 4, 2019.
- Waived by the San Francisco 49ers on December 3, 2019.
- Signed by the 49ers as a free agent on November 7, 2019.
- Waived by the Los Angeles Chargers on October 29, 2019.
- Signed by the Chargers as a free agent on October 2, 2019.
- Released from the Minnesota Vikings practice squad on September 10, 2019.
- Signed to the Vikings practice squad on September 1, 2019.
- Waived by the Buffalo Bills on August 31, 2019.
- Signed by the Buffalo as an undrafted free agent on May 9, 2019.





## CHASE MCLAUGHLIN'S - NFL REGULAR SEASON STATISTICS

DATE	TEAM	GP	FGM	FGA	PCT.	LG	XP	XPA	PCT.	BLK	PTS
2019	Colts	4	5	6	83.3	50	11	11	100.0	0	26
Went from <b>Indianapolis</b> to <b>L.A. Chargers</b> .											
2019	Chargers	4	6	9	66.7	50	7	7	100.0	1	25
Went from <b>L.A. Chargers</b> to <b>San Francisco</b> .											
2019	49ers	3	7	8	87.5	48	8	8	100.0	0	29
2019	TOTAL	11	18	23	78.3	50	26	26	100.0	1	80
2020	Jaguars	3	4	5	80.0	52	3	4	75.0	0	15
Went from <b>Jacksonville</b> to <b>N.Y. Jets</b> .											
2020	Jets	1	0	0	0.0	0	2	2	100.0	0	2
2020	TOTAL	4	4	5	80.0	52	5	6	83.3	0	17
2021	Browns	16	15	21	71.4	57	36	37	97.3	1	81
2022	Browns	0	0	0	0.0	0	0	0	0.0	0	0
Went from <b>Cleveland</b> to <b>Indianapolis</b> .											
2022	Colts	13	27	32	84.4	52	16	16	100.0	1	97
2022	TOTAL	13	27	32	84.4	52	16	16	100.0	1	97
<b>TOTALS</b>		<b>44</b>	<b>64</b>	<b>81</b>	<b>79.0</b>	<b>57</b>	<b>83</b>	<b>85</b>	<b>97.6</b>	<b>3</b>	<b>275</b>

## CHASE MCLAUGHLIN'S - NFL REGULAR SEASON STATISTICS

DATE	TEAM	1-19	PCT.	20-29	PCT.	30-39	PCT.	40-49	PCT.	50+	PCT.
2019	Colts	1-1	100.0	1-1	100.0	1-1	100.0	0-1	0.0	2-2	100.0
Went from <b>Indianapolis</b> to <b>L.A. Chargers</b> .											
2019	Chargers	0-0	0.0	2-2	100.0	2-2	100.0	1-4	25.0	1-1	100.0
Went from <b>L.A. Chargers</b> to <b>San Francisco</b> .											
2019	49ers	0-0	0.0	2-2	100.0	1-1	100.0	4-5	80.0	0-0	0.0
2019	TOTAL	1-1	100.0	5-5	100.0	4-4	100.0	5-10	50.0	3-3	100.0
2020	Jaguars	0-0	0.0	1-1	100.0	1-1	100.0	1-1	100.0	1-2	50.0
Went from <b>Jacksonville</b> to <b>N.Y. Jets</b> .											
2020	Jets	0-0	0.0	0-0	0.0	0-0	0.0	0-0	0.0	0-0	0.0
2020	TOTAL	0-0	0.0	1-1	100.0	1-1	100.0	1-1	100.0	1-2	50.0
2021	Browns	0-0	0.0	3-3	100.0	4-4	100.0	4-10	40.0	4-4	100.0
2022	Browns	0-0	0.0	0-0	0.0	0-0	0.0	0-0	0.0	0-0	0.0
Went from <b>Cleveland</b> to <b>Indianapolis</b> .											
2022	Colts	0-0	0.0	6-6	100.0	5-6	83.3	8-9	88.9	8-11	72.7
2022	TOTAL	0-0	0.0	6-6	100.0	5-6	83.3	8-9	88.9	8-11	72.7
<b>TOTALS</b>		<b>1-1</b>	<b>100.0</b>	<b>15-15</b>	<b>100.0</b>	<b>14-15</b>	<b>93.3</b>	<b>18-30</b>	<b>60.0</b>	<b>16-20</b>	<b>80.0</b>

### SINGLE-GAME HIGHS: KICKER

**Field Goals Made** 5 at Minnesota Vikings, Dec 17, 2022  
4 at Denver Broncos, Oct 06, 2022

**Field Goal Attempts** 5 at Minnesota Vikings, Dec 17, 2022  
4 vs. Philadelphia Eagles, Nov 20, 2022

**Longest Field Goals Made** 57 vs. Chicago Bears, Sep 26, 2021  
53 at Minnesota Vikings, Oct 03, 2021  
52 at Minnesota Vikings, Dec 17, 2022

**Longest Field Goals Attempt** 62 at Minnesota Vikings, Dec 06, 2020  
57 vs. Chicago Bears, Sep 26, 2021

**PATs Made** 53 at Minnesota Vikings, Oct 03, 2021  
5 at Cincinnati Bengals, Nov 07, 2021

**PAT Attempts** 5 at Cincinnati Bengals, Nov 07, 2021  
...1 more at 5.

**Points** 18 at Minnesota Vikings, Dec 17, 2022  
14 vs. Chicago Bears, Sep 26, 2021  
13 vs. Green Bay Packers, Nov 24, 2019

**Kickoff Average** 67.5 at Minnesota Vikings, Dec 17, 2022  
67.4 at Denver Broncos, Oct 06, 2022  
66.4 at Kansas City Chiefs, Sep 12, 2021

**Extra Point Attempt Percentage** 100.0 at Cincinnati Bengals, Nov 07, 2021  
...1 more at 100.0.

**Field Goal Percentage** 100.0 at Minnesota Vikings, Dec 17, 2022  
...2 more at 100.0.



7

## CHASE MCLAUGHLIN

KICKER



## 2019 GAME-BY-GAME REGULAR-SEASON STATISTICS (COLTS/CHARGERS/49ERS)

DATE	OPPONENT	FIELD GOALS				EXTRA POINTS				PTS	W/L	SCORE
		FGM	FGA	PCT	LG	XP	XPA	PCT	BLK			
09/08	at Chargers										L	24-30+
						DID NOT PLAY						
						Went from <b>Colts</b> to <b>Chargers</b> .						
10/06	Broncos P	2	3	66.7	45	1	1	100.0	0	7	L	13-20
10/13	Steelers P	1	2	50.0	38	2	2	100.0	0	5	L	17-24
10/20	at Titans P	2	2	100.0	50	2	2	100.0	0	8	L	20-23
10/27	at Bears P	1	2	50.0	20	2	2	100.0	0	5	W	17-16
11/03	Packers										W	26-11
						DID NOT PLAY						
						Went from <b>Chargers</b> to <b>49ers</b> .						
11/11	Seahawks P	3	4	75.0	47	1	1	100.0	0	10	L	24-27+
11/17	Cardinals P	1	1	100.0	43	3	3	100.0	0	6	W	36-26
11/24	Packers P	3	3	100.0	48	4	4	100.0	0	13	W	37-8
12/01	at Ravens										L	17-20
						INACTIVE						
						Went from <b>49ers</b> to <b>Colts</b> .						
12/08	at Buccaneers P	2	3	66.7	50	3	3	100.0	0	9	L	35-38
12/16	at Saints P	0	0	0.0	0	1	1	100.0	0	1	L	7-34
12/22	Panthers P	1	1	100.0	35	5	5	100.0	0	8	W	38-6
12/29	at Jaguars P	2	2	100.0	50	2	2	100.0	0	8	L	20-38
<b>2019 TOTALS</b>		<b>11</b>	<b>18</b>	<b>23</b>	<b>78.3</b>	<b>50</b>	<b>26</b>	<b>26</b>	<b>100.0</b>	<b>0</b>	<b>80</b>	<b>5-9</b>

+ - Overtime

## 2020 GAME-BY-GAME REGULAR-SEASON STATISTICS (JAGUARS/JETS)

DATE	OPPONENT	FIELD GOALS				EXTRA POINTS				PTS	W/L	SCORE
		FGM	FGA	PCT	LG	XP	XPA	PCT	BLK			
09/13	Colts										W	27-20
09/20	at Titans					NOT ON ROSTER						
09/24	Dolphins					NOT ON ROSTER						
10/04	at Bengals					NOT ON ROSTER						
10/11	at Texans					NOT ON ROSTER						
10/18	Lions					NOT ON ROSTER						
10/25	at Chargers					NOT ON ROSTER						
11/08	Texans					NOT ON ROSTER						
11/15	at Packers P	2	2	100.0	52	2	2	100.0	0	8	L	20-24
11/22	Steelers P	1	1	100.0	41	0	0	0.0	0	3	L	3-27
11/29	Browns					NOT ON ROSTER						
12/06	at Vikings P	1	2	50.0	22	1	2	50.0	0	4	L	24-27+
12/13	Titans					DID NOT PLAY						
12/20	at Ravens					NOT ON ROSTER						
12/27	Bears					NOT ON ROSTER						
						Went from <b>Jaguars</b> to <b>Jets</b> .						
01/03	at Patriots P	0	0	0.0	0	2	2	100.0	0	2	L	14-28
<b>2020 TOTALS</b>		<b>4</b>	<b>4</b>	<b>5</b>	<b>80.0</b>	<b>52</b>	<b>5</b>	<b>6</b>	<b>83.3</b>	<b>0</b>	<b>17</b>	<b>1-15</b>

+ - Overtime

## 2021 GAME-BY-GAME REGULAR-SEASON STATISTICS (BROWNS)

DATE	OPPONENT	FIELD GOALS				EXTRA POINTS				PTS	W/L	SCORE
		FGM	FGA	PCT	LG	XP	XPA	PCT	BLK			
09/12	at Chiefs P	0	0	0.0	0	3	3	100.0	0	3	L	29-33
09/19	Texans P	1	1	100.0	30	4	4	100.0	0	7	W	31-21
09/26	Bears P	4	4	100.0	57	2	2	100.0	0	14	W	26-6
10/03	at Vikings P	2	2	100.0	53	0	0	0.0	0	6	W	14-7
10/10	at Chargers P	2	2	100.0	35	4	4	100.0	0	10	L	42-47
10/17	Cardinals P	0	0	0.0	0	2	2	100.0	0	2	L	14-37
10/21	Broncos P	1	2	50.0	52	2	2	100.0	0	5	W	17-14
10/31	Steelers P	1	1	100.0	30	1	1	100.0	0	4	L	10-15
11/07	at Bengals P	2	3	66.7	28	5	5	100.0	0	11	W	41-16
11/14	at Patriots P	0	0	0.0	0	1	1	100.0	0	1	L	7-45
11/21	Lions P	0	1	0.0	0	1	2	50.0	1	1	W	13-10
11/28	at Ravens P	1	2	50.0	46	1	1	100.0	0	4	L	10-16
12/12	Ravens P	1	2	50.0	43	3	3	100.0	0	6	W	24-22
12/20	Raiders P	0	1	0.0	0	2	2	100.0	0	2	L	14-16
12/25	at Packers					DID NOT PLAY						
01/03	at Steelers					RESERVE/COVID-19						
01/09	Bengals					RESERVE/COVID-19						
<b>2021 TOTALS</b>		<b>14</b>	<b>15</b>	<b>21</b>	<b>71.4</b>	<b>57</b>	<b>31</b>	<b>32</b>	<b>96.9</b>	<b>1</b>	<b>76</b>	<b>8-9</b>



@chasemclaughlin



## 2022 GAME-BY-GAME REGULAR-SEASON STATISTICS (BROWNS/COLTS)

DATE	OPPONENT	FIELD GOALS				EXTRA POINTS				W/L	SCORE		
		FGM	FGA	PCT	LG	XP	XPA	PCT	BLK			PTS	
09/11	at Panthers										W	26-24	
						NOT ON ROSTER							
						Went from Browns to Colts.							
09/18	at Jaguars	P	0	0	0.0	0	0	0.0	0	0	L	0-24	
09/25	Chiefs	P	2	2	100.0	51	2	2	100.0	0	8	W	20-17
10/02	Titans											L	17-24
						PRACTICE SQUAD							
10/06	at Broncos	P	4	4	100.0	52	0	0	0.0	0	12	W	12-9+
10/16	Jaguars	P	2	2	100.0	42	2	2	100.0	0	8	W	34-27
10/23	at Titans	P	1	1	100.0	50	1	1	100.0	0	4	L	10-19
10/30	Commanders	P	3	3	100.0	46	1	1	100.0	0	10	L	16-17
11/06	at Patriots	P	1	2	50.0	40	0	0	0.0	0	3	L	3-26
11/13	at Raiders	P	2	3	66.7	48	1	1	100.0	0	7	W	25-20
11/20	Eagles	P	3	4	75.0	51	1	1	100.0	0	10	L	16-17
11/28	Steelers	P	1	2	50.0	51	2	2	100.0	0	5	L	17-24
12/04	at Cowboys	P	2	2	100.0	52	1	1	100.0	0	7	L	19-54
12/17	at Vikings	P	5	5	100.0	52	3	3	100.0	0	18	L	36-39+
<b>2022 TOTALS</b>	<b>12</b>		<b>26</b>	<b>30</b>	<b>86.7</b>	<b>52</b>	<b>14</b>	<b>14</b>	<b>100.0</b>	<b>0</b>	<b>92</b>	<b>5-9</b>	

+ - Overtime



# 26 RODNEY MCLEOD JR.

**SAFETY**  
(mab-CLOUD)



**RODNEY MCLEOD JR.: SIGNED  
BY THE COLTS AS AN UNRESTRICTED FREE  
AGENT ON APRIL 14, 2022.**

**5-10 • 195 LBS**  
**NFL EXP: 11**  
**(1ST YEAR WITH THE COLTS)**  
**BORN: 6/23/90**



**COLLEGE:  
VIRGINIA**

## 4TH-AND-SHORT

- In his first 10 seasons, he played in 139 games (123 starts) in his time with the Eagles (2016-21) and Rams (2012-15) and compiled 563 tackles (410 solo), 15.0 tackles for loss, 2.0 sacks, 52 passes defensed, 16 interceptions, 11 forced fumbles and eight fumble recoveries.
- Selected as the Eagles' 2020 Walter Payton Man of the Year Award nominee.
- Launched a non-profit, Change Our Future, with his wife, Erika. The mission is to empower people through education, advocacy, and awareness in the areas of youth development, healthy lifestyles, and community enrichment.
- Worked on the Eagles social justice committee, whose mission was to reduce barriers to equal opportunity.

### **CHANGE OUR FUTURE FOUNDATION**

McLeod Jr. wanted to honor his grandmother, Katherine Graham, and give back to the community so he launched a foundation. He and his wife, Erika, launched Change Our Future in 2020, which seeks to inspire local communities through a variety of education and enrichment initiatives that encourage families to build healthy lifestyles and empower youth to become agents of change throughout the world. The foundation is built on four pillars of success that includes youth development, education, health and wellness and community empowerment. With all the charitable work in the Philadelphia community, he was named the Eagles' nominee for the 2020 Walter Payton Man of the Year Award.



**Change Our Future**



**@Rodney\_McLeod4**



**@rodmcleod4**

# 26 RODNEY MCLEOD JR.

**SAFETY**

(mab-CLOUD)



## NFL HIGHLIGHTS

- Has played in 153 career games (135 starts) in his time with the Colts (2022), Philadelphia Eagles (2016-21) and St. Louis Rams (2012-15) and has compiled 635 tackles (457 solo), 22.0 tackles for loss, 2.0 sacks, 59 passes defended, 17 interceptions, 10 forced fumbles, eight fumble recoveries and 34 special teams stops. McLeod has also started five postseason contests, including Super Bowl LII, and has registered 23 tackles (15 solo), 1.0 tackle for loss, 1.0 sack and one pass defended.
- In 2022, he has appeared in 14 games (12 starts) and has recorded 72 tackles (47 solo), 7.0 tackles for loss, seven passes defended and one interception. He has also added four special teams stops. In Week 3 vs. Kansas City, he registered four tackles (two solo), two passes defended, one interception and one special teams stop. In Week 8 vs. Washington, he compiled a season-high eight tackles (two solo) and one special teams stop. In Week 11 vs. Philadelphia, he tallied six tackles (four solo), 1.0 tackle for loss and one pass defended.
- Started all 13 games he saw action in during the 2021 season and registered 58 tackles (32 solo), four passes defended and two interceptions. Started one postseason contest and accumulated six tackles (two solo). In Week 6 vs. Jacksonville, registered five tackles (four solo) and a single-game career-high 2.0 tackles for loss.
- In 2020, he started all 13 games he appeared in and tallied 65 tackles (43 solo), 3.0 tackles for loss, seven passes defended, one interception and two fumble recoveries (one returned for a touchdown). Also added one special teams stop. Selected as the team's 2020 Walter Payton Man of the Year Award nominee.
- Started all 16 games in 2019 and compiled 74 tackles (45 solo), 1.0 sack, six passes defended, two interceptions, two forced fumbles and two special teams tackles. He ranked second on the team in total tackles. Started one postseason contest and registered two tackles (one solo).
- In 2018, he started three games and accumulated 10 tackles (seven solo) and four passes defended.
- Started all 14 games he saw action in during the 2017 season and recorded 50 tackles (35 solo), 2.0 tackles for loss, six passes defended, three interceptions, one forced fumble and one fumble recovery. Also contributed with four special teams stops. Started all three postseason games he appeared in and compiled 15 tackles (12 solo), 1.0 tackle for loss, 1.0 sack and one pass defended. He tallied a sack in the Divisional Round and became the first Eagles safety to record a sack in a postseason contest since Brian Dawkins on January 4, 2009. Posted six tackles (four solo) and one pass defended in Philadelphia's Super Bowl LII victory over the New England Patriots.
- In 2016, he started all 16 games and tallied 79 tackles (68 solo), 3.0 tackles for loss, 1.0 sack, seven passes defended, three interceptions and one forced fumble. Added four special teams tackles.
- Started all 16 games for the Rams in 2015 and registered 81 tackles (59 solo), 2.0 tackles for loss, five

## NFL HIGHLIGHTS CONT...

- passes defended, one interception, three forced fumbles and one fumble recovery. Also added one special teams stop.
- In 2014, he started all 16 games and compiled 70 tackles (60 solo), 3.0 tackles for loss, six passes defended, two interceptions, two forced fumbles, two fumble recoveries and two special teams tackles.
- Started all 16 games in 2013 and tallied 76 tackles (61 solo), 2.0 tackles for loss, seven passes defended, two interceptions, two forced fumbles and two fumble recoveries. Also contributed with three special teams tackles.
- In 2012, he saw action in all 16 games and tallied a team-high 13 special teams stops.

## COLLEGE HIGHLIGHTS

- Appeared in 43 games (31 starts) at Virginia (2008-2011) and compiled 190 tackles (116 solo), 10.0 tackles for loss, 11 passes defended, six interceptions, three forced fumbles and one fumble recovery.
- As a senior, he earned First Team All-ACC honors after he saw action in all 13 games and tallied 57 tackles (34 solo), 2.5 tackles for loss, seven passes defended and a single-season career-high four interceptions.
- In 2010, he appeared in 10 games and registered 54 tackles (25 solo), 2.5 tackles for loss, one pass defended and two interceptions.
- As a sophomore, he saw action in 11 games and accumulated 62 tackles (42 solo), two passes defended and two forced fumbles.
- In 2008, he competed in nine games and recorded 17 tackles (15 solo), 1.0 sack, one pass defended and one forced fumble.



@Rodney\_McLeod4



@rodmcleod4

# 26 RODNEY MCLEOD JR.

**SAFETY**  
(muh-CLOUD)



## PERSONAL

- Attended DeMatha Catholic High School in Hyattsville, Md.
- As a senior, he earned all-state accolades after he competed on offense and defense and registered 24 receptions for 520 yards and eight touchdowns, three interceptions and returning three kickoff returns for touchdowns.
- He helped DeMatha clinch their fourth straight conference title in 2006.
- Also competed in track and field on the school's 400-meter relay team.
- Launched a non-profit, Change Our Future, with his wife, Erika. The mission is to empower people through education, advocacy, and awareness in the areas of youth development, healthy lifestyles, and community enrichment.
- Worked on the Eagles social justice committee, whose mission was to reduce barriers to equal opportunity.
- Involved in the launch of the Eagles "End Philly Gun Violence Campaign."
- Named the winner of the 2021 Steinberg Denicola Humanitarian Award.
- Majored in sociology.
- Last name is pronounced muh-CLOUD.
- A native of Hyattsville, Md.

## ADDITIONAL TRANSACTIONS

- Signed by the Philadelphia Eagles as an unrestricted free agent on March 9, 2016.
- Signed by the St Louis Rams as an undrafted free agent on May 8, 2012.

## RODNEY MCLEOD JR.'S - NFL REGULAR SEASON STATISTICS

DATE	TEAM	GP	GS	TK	S	TACKLES					INTERCEPTIONS					FUMBLES					ST			MISC			
						A	TFL	YDS	SK	YDS	QBH	NO	YDS	LG	TD	PD	FF	FR	TD	YDS	TK	S	A	FF	FR	S	A
2012	Rams	16	0	0	0	0	0	0.0	0.0	0	0	0	0	0	0	0	0	0	0	0	13	10	3	0	0	0	0
2013	Rams	16	16	76	61	15	2	2.0	0.0	0	2	2	2	0	7	1	2	0	9	3	2	1	1	0	0	0	0
2014	Rams	16	16	70	60	10	3	5.0	0.0	0	2	1	1	0	6	2	2	0	9	2	2	0	0	0	0	0	0
2015	Rams	16	16	81	59	22	2	6.0	0.0	0	1	4	4	0	5	3	1	1	20	1	0	1	0	0	0	0	0
2016	Eagles	16	16	79	68	11	3	8.1	7.0	0	3	5	5	0	7	1	0	0	0	4	4	0	0	0	0	0	0
2017	Eagles	14	14	50	35	15	2	3.0	0.0	0	3	67	50	0	6	1	1	0	9	4	4	0	0	0	0	0	0
2018	Eagles	3	3	10	7	3	0	0.0	0.0	0	0	0	0	0	4	0	0	0	0	0	0	0	0	0	0	0	0
2019	Eagles	16	16	74	45	29	0	1.0	0.0	1	2	30	23	0	6	2	0	0	0	2	1	1	0	0	0	0	0
2020	Eagles	13	13	65	43	22	3	5.0	0.0	0	1	21	21	0	7	0	2	1	50	1	0	1	0	0	0	0	0
2021	Eagles	13	13	58	32	26	0	0.0	0.0	0	2	24	24	0	4	0	0	0	0	0	0	0	0	0	0	0	0
2022	Colts	14	12	72	47	25	7	15.0	0.0	0	0	1	0	0	7	0	0	0	0	4	3	1	0	0	0	0	0
<b>TOTALS</b>		<b>153</b>	<b>135</b>	<b>635</b>	<b>457</b>	<b>178</b>	<b>22</b>	<b>44</b>	<b>2.0</b>	<b>7.0</b>	<b>1</b>	<b>17</b>	<b>154</b>	<b>50</b>	<b>0</b>	<b>59</b>	<b>10</b>	<b>8</b>	<b>2</b>	<b>97</b>	<b>34</b>	<b>26</b>	<b>8</b>	<b>1</b>	<b>0</b>	<b>0</b>	<b>0</b>



@Rodney\_McLeod4



@rodmcleod4



## RODNEY MCLEOD JR.'S - NFL POSTSEASON STATISTICS

DATE	TEAM	GP	GS	TACKLES							INTERCEPTIONS							FUMBLES							ST				MISC							
				TK	S	A	TFL	YDS	SK	YDS	QBH	NO	YDS	LG	TD	PD	FF	FR	TD	YDS	TK	S	A	FF	FR	S	A									
2017	Eagles	3	3	15	12	3	1	10	1.0	10.0	1	0	0	0	0	1	0	0	0	0	0	0	0	0	0	0	0	0	0	0	0	0	0	0	0	0
2018	Eagles	0	0	0	0	0	0	0	0.0	0.0	0	0	0	0	0	0	0	0	0	0	0	0	0	0	0	0	0	0	0	0	0	0	0	0	0	
2019	Eagles	1	1	2	1	1	0	0	0.0	0.0	0	0	0	0	0	0	0	0	0	0	0	0	0	0	0	0	0	0	0	0	0	0	0	0	0	
2021	Eagles	1	1	6	2	4	0	0	0.0	0.0	0	0	0	0	0	0	0	0	0	0	0	0	0	0	0	0	0	0	0	0	0	0	0	0	0	
<b>TOTALS</b>		<b>5</b>	<b>5</b>	<b>23</b>	<b>15</b>	<b>8</b>	<b>1</b>	<b>10</b>	<b>1.0</b>	<b>10.0</b>	<b>1</b>	<b>0</b>	<b>0</b>	<b>0</b>	<b>0</b>	<b>1</b>	<b>0</b>	<b>0</b>	<b>0</b>	<b>0</b>	<b>0</b>	<b>0</b>	<b>0</b>	<b>0</b>	<b>0</b>	<b>0</b>	<b>0</b>	<b>0</b>	<b>0</b>	<b>0</b>	<b>0</b>	<b>0</b>	<b>0</b>	<b>0</b>	<b>0</b>	

### SINGLE-GAME HIGHS: DEFENSIVE

<b>Total Tackles</b>	12 at Washington Redskins, Oct 16, 2016 11 at New York Giants, Dec 17, 2017 10 at Green Bay Packers, Sep 26, 2019	<b>Tackles For Loss</b>	2 vs. Jacksonville Jaguars, Oct 16, 2022 1 at Dallas Cowboys, Dec 04, 2022 ...19 more at 1.
<b>Solo Tackles</b>	11 at Washington Redskins, Oct 16, 2016 8 at San Francisco 49ers, Oct 04, 2020 ...1 more at 8.	<b>Interceptions</b>	1 vs. Kansas City Chiefs, Sep 25, 2022 ...16 more at 1.
<b>Sacks</b>	1.0 vs. Seattle Seahawks, Nov 24, 2019 ...1 more at 1.0.	<b>Interception Return Yards</b>	50 vs. Denver Broncos, Nov 05, 2017 24 vs. New York Giants, Dec 26, 2021 23 vs. New York Jets, Oct 06, 2019 2 vs. New York Jets, Nov 18, 2012 ...2 more at 2.
<b>Passes Defensed</b>	2 vs. Kansas City Chiefs, Sep 25, 2022 ...7 more at 2.	<b>Special Teams Tackles</b>	
<b>Forced Fumbles</b>	1 at New York Giants, Dec 29, 2019 ...9 more at 1.	<b>Special Teams Forced Fumbles</b>	1 at Houston Texans, Oct 13, 2013
<b>Fumble Recoveries</b>	1 vs. Dallas Cowboys, Nov 01, 2020 ...7 more at 1.	<b>Longest Opponent's Fumble Return</b>	53 vs. Dallas Cowboys, Nov 01, 2020 20 vs. Cleveland Browns, Oct 25, 2015 9 at Los Angeles Rams, Dec 10, 2017 ...2 more at 9.

### SINGLE-GAME HIGHS - POSTSEASON: DEFENSIVE

<b>Total Tackles</b>	7 vs. Atlanta Falcons, Jan 13, 2018 6 at Tampa Bay Buccaneers, Jan 16, 2022 ...1 more at 6.	<b>Passes Defensed</b>	1 at New England Patriots, Feb 04, 2018
<b>Solo Tackles</b>	7 vs. Atlanta Falcons, Jan 13, 2018 4 at New England Patriots, Feb 04, 2018 2 at Tampa Bay Buccaneers, Jan 16, 2022	<b>Tackles For Loss</b>	1 vs. Atlanta Falcons, Jan 13, 2018
<b>Sacks</b>	1.0 vs. Atlanta Falcons, Jan 13, 2018		

### 2012 GAME-BY-GAME REGULAR-SEASON STATISTICS (RAMS)

DATE	OPPONENT	P/S	TACKLES							INTERCEPTIONS							FUMBLES							ST				MISC		
			TK	S	A	SK	YDS	TFL	YDS	QBH	NO	YDS	LG	TD	PD	FF	FR	TD	YDS	TK	S	A	FF	FR	S	A	W/L	SCORE		
09/09	at Lions	P	0	0	0	0	0	0	0	0	0	0	0	0	0	0	0	0	2	2	0	0	0	0	0	L	23-27			
09/16	Redskins	P	0	0	0	0	0	0	0	0	0	0	0	0	0	0	0	0	0	0	0	0	0	0	0	W	31-28			
09/23	at Bears	P	0	0	0	0	0	0	0	0	0	0	0	0	0	0	0	0	1	0	1	0	0	0	0	L	6-23			
09/30	Seahawks	P	0	0	0	0	0	0	0	0	0	0	0	0	0	0	0	1	1	0	0	0	0	0	0	W	19-13			
10/04	Cardinals	P	0	0	0	0	0	0	0	0	0	0	0	0	0	0	0	1	1	0	0	0	0	0	0	W	17-3			
10/14	at Dolphins	P	0	0	0	0	0	0	0	0	0	0	0	0	0	0	0	0	0	0	0	0	0	0	0	L	14-17			
10/21	Packers	P	0	0	0	0	0	0	0	0	0	0	0	0	0	0	0	0	0	0	0	0	0	0	0	L	20-30			
10/28	Patriots	P	0	0	0	0	0	0	0	0	0	0	0	0	0	0	0	1	1	0	0	0	0	0	0	L	7-45			
11/11	at 49ers	P	0	0	0	0	0	0	0	0	0	0	0	0	0	0	0	2	2	0	0	0	0	0	0	T	24-24			
11/18	Jets	P	0	0	0	0	0	0	0	0	0	0	0	0	0	0	0	2	2	0	0	0	0	0	0	L	13-27			
11/25	at Cardinals	P	0	0	0	0	0	0	0	0	0	0	0	0	0	0	0	0	0	0	0	0	0	0	0	W	31-17			
12/02	49ers	P	0	0	0	0	0	0	0	0	0	0	0	0	0	0	0	1	1	0	0	0	0	0	0	W	16-13+			
12/09	at Bills	P	0	0	0	0	0	0	0	0	0	0	0	0	0	0	0	1	0	1	0	0	0	0	0	W	15-12			
12/16	Vikings	P	0	0	0	0	0	0	0	0	0	0	0	0	0	0	0	0	0	0	0	0	0	0	0	L	22-36			
12/23	at Buccaneers	P	0	0	0	0	0	0	0	0	0	0	0	0	0	0	0	1	0	1	0	0	0	0	0	W	28-13			
12/30	at Seahawks	P	0	0	0	0	0	0	0	0	0	0	0	0	0	0	0	0	0	0	0	0	0	0	0	L	13-20			
<b>2012 TOTALS</b>		<b>16-0</b>	<b>0</b>	<b>0</b>	<b>0</b>	<b>0</b>	<b>0</b>	<b>0</b>	<b>0</b>	<b>0</b>	<b>0</b>	<b>0</b>	<b>0</b>	<b>0</b>	<b>0</b>	<b>0</b>	<b>0</b>	<b>0</b>	<b>13</b>	<b>10</b>	<b>3</b>	<b>0</b>	<b>0</b>	<b>0</b>	<b>0</b>	<b>0</b>	<b>7-8-1</b>			

+ - Overtime







### 2013 GAME-BY-GAME REGULAR-SEASON STATISTICS (RAMS)

DATE	OPPONENT	P/S	TACKLES							INTERCEPTIONS				FUMBLES			ST			MISC		W/L	SCORE						
			TK	S	A	SK	YDS	TFL	YDS	QBH	NO	YDS	LG	TD	PD	FF	FR	TD	YDS	TK	S			A	FF	FR	S	A	
09/08	Cardinals	S	5	4	1	0.0	0.0	0	0	0	0	0	0	0	0	0	0	0	0	0	0	0	0	0	0	0	W	27-24	
09/15	at Falcons	S	7	7	0	0.0	0.0	0	0	0	0	0	0	0	0	0	0	0	0	0	0	0	0	0	0	L	24-31		
09/22	at Cowboys	S	7	6	1	1.0	0.0	0	0	0	0	0	0	0	0	0	0	0	0	0	0	0	0	0	0	L	7-31		
09/26	49ers	S	4	2	2	2.0	0.0	0	0	0	0	0	0	0	0	1	0	0	0	0	0	0	0	0	0	L	11-35		
10/06	Jaguars	S	3	3	0	0.0	0.0	0	0	0	0	0	0	0	1	0	0	0	0	0	0	0	0	0	0	W	34-20		
10/13	at Texans	S	6	4	2	2.0	0.0	0	0	0	0	0	0	0	0	0	0	0	0	1	1	0	1	0	0	W	38-13		
10/20	at Panthers	S	2	2	0	0.0	0.0	0	0	0	0	0	0	0	1	0	0	0	0	1	1	0	0	0	0	L	15-30		
10/28	Seahawks	S	2	2	0	0.0	0.0	1	1	0	0	0	0	0	0	0	0	0	0	0	0	0	0	0	0	L	9-14		
11/03	Titans	S	7	6	1	1.0	0.0	0	0	0	1	2	2	0	1	0	0	0	0	0	0	0	0	0	0	L	21-28		
11/10	at Colts	S	1	1	0	0.0	0.0	0	0	0	0	0	0	0	1	0	0	0	0	1	0	1	0	0	0	W	38-8		
11/24	Bears	S	6	6	0	0.0	0.0	0	0	0	1	0	0	0	2	0	0	0	0	0	0	0	0	0	0	W	42-21		
12/01	at 49ers	S	4	3	1	1.0	0.0	0	0	0	0	0	0	0	0	1	0	9	0	0	0	0	0	0	0	L	13-23		
12/08	at Cardinals	S	4	4	0	0.0	0.0	0	0	0	0	0	0	0	1	0	0	0	0	0	0	0	0	0	0	L	10-30		
12/15	Saints	S	8	6	2	2.0	0.0	1	1	0	0	0	0	0	0	0	0	0	0	0	0	0	0	0	0	W	27-16		
12/22	Buccaneers	S	2	2	0	0.0	0.0	0	0	0	0	0	0	0	0	0	0	0	0	0	0	0	0	0	0	W	23-13		
12/29	at Seahawks	S	8	3	5	5.0	0.0	0	0	0	0	0	0	0	1	0	0	0	0	0	0	0	0	0	0	L	9-27		
<b>2013 TOTALS</b>		<b>16-16</b>	<b>76</b>	<b>61</b>	<b>15</b>	<b>0.0</b>	<b>0.0</b>	<b>2</b>	<b>2</b>	<b>0</b>	<b>2</b>	<b>2</b>	<b>2</b>	<b>0</b>	<b>7</b>	<b>1</b>	<b>2</b>	<b>0</b>	<b>9</b>	<b>3</b>	<b>2</b>	<b>1</b>	<b>1</b>	<b>0</b>	<b>0</b>	<b>0</b>	<b>0</b>	<b>0</b>	<b>7-9</b>

### 2014 GAME-BY-GAME REGULAR-SEASON STATISTICS (RAMS)

DATE	OPPONENT	P/S	TACKLES							INTERCEPTIONS				FUMBLES			ST			MISC		W/L	SCORE						
			TK	S	A	SK	YDS	TFL	YDS	QBH	NO	YDS	LG	TD	PD	FF	FR	TD	YDS	TK	S			A	FF	FR	S	A	
09/07	Vikings	S	7	6	1	0.0	0.0	0	0	0	0	0	0	0	0	0	0	0	0	0	0	0	0	0	0	0	L	6-34	
09/14	at Buccaneers	S	5	5	0	0.0	0.0	0	0	0	1	0	0	0	1	0	0	0	0	0	0	0	0	0	0	0	W	19-17	
09/21	Cowboys	S	4	3	1	1.0	0.0	0	0	0	0	0	0	0	1	0	0	0	0	0	0	0	0	0	0	L	31-34		
10/05	at Eagles	S	4	4	0	0.0	0.0	0	0	0	0	0	0	0	1	0	0	0	0	0	0	0	0	0	0	L	28-34		
10/13	49ers	S	6	6	0	0.0	0.0	0	0	0	0	0	0	0	1	0	0	0	0	0	0	0	0	0	0	L	17-31		
10/19	Seahawks	S	4	3	1	1.0	0.0	0	0	0	0	0	0	0	1	0	0	0	0	1	1	0	0	0	0	W	28-26		
10/26	at Chiefs	S	2	1	1	1.0	0.0	0	0	0	0	0	0	0	0	0	0	0	0	0	0	0	0	0	0	L	7-34		
11/02	at 49ers	S	6	5	1	1.0	0.0	0	0	0	0	0	0	0	0	0	0	0	0	0	0	0	0	0	0	W	13-10		
11/09	at Cardinals	S	6	5	1	1.0	0.0	1	1	0	0	0	0	0	0	0	0	0	0	0	0	0	0	0	0	L	14-31		
11/16	Broncos	S	2	2	0	0.0	0.0	0	0	0	0	0	0	0	0	0	0	0	0	0	0	0	0	0	0	W	22-7		
11/23	at Chargers	S	4	4	0	0.0	0.0	1	2	0	0	0	0	0	0	1	0	0	0	0	0	0	0	0	0	L	24-27		
11/30	Raiders	S	2	1	1	1.0	0.0	0	0	0	0	0	0	0	0	1	0	9	0	0	0	0	0	0	0	W	52-0		
12/07	at Redskins	S	3	3	0	0.0	0.0	0	0	0	1	1	1	0	1	0	0	0	0	1	1	0	0	0	0	W	24-0		
12/11	Cardinals	S	5	5	0	0.0	0.0	0	0	0	0	0	0	0	1	0	0	0	0	0	0	0	0	0	0	L	6-12		
12/21	Giants	S	4	4	0	0.0	0.0	0	0	0	0	0	0	0	0	0	0	0	0	0	0	0	0	0	0	L	27-37		
12/28	at Seahawks	S	6	3	3	3.0	0.0	1	2	0	0	0	0	0	0	0	0	0	0	0	0	0	0	0	0	L	6-20		
<b>2014 TOTALS</b>		<b>16-16</b>	<b>70</b>	<b>60</b>	<b>10</b>	<b>0.0</b>	<b>0.0</b>	<b>3</b>	<b>5</b>	<b>0</b>	<b>2</b>	<b>1</b>	<b>1</b>	<b>0</b>	<b>6</b>	<b>2</b>	<b>2</b>	<b>0</b>	<b>9</b>	<b>2</b>	<b>2</b>	<b>0</b>	<b>0</b>	<b>0</b>	<b>0</b>	<b>0</b>	<b>0</b>	<b>0</b>	<b>6-10</b>

### 2015 GAME-BY-GAME REGULAR-SEASON STATISTICS (RAMS)

DATE	OPPONENT	P/S	TACKLES							INTERCEPTIONS				FUMBLES			ST			MISC		W/L	SCORE						
			TK	S	A	SK	YDS	TFL	YDS	QBH	NO	YDS	LG	TD	PD	FF	FR	TD	YDS	TK	S			A	FF	FR	S	A	
09/13	Seahawks	S	6	3	3	3.0	0.0	0	0	0	0	0	0	0	0	0	0	0	0	0	0	0	0	0	0	W	34-31+		
09/20	at Redskins	S	6	4	2	2.0	0.0	1	2	0	0	0	0	0	0	0	0	0	0	0	0	0	0	0	0	L	10-24		
09/27	Steelers	S	7	4	3	3.0	0.0	1	4	0	0	0	0	0	0	0	0	0	0	0	0	0	0	0	0	L	6-12		
10/04	at Cardinals	S	5	3	2	2.0	0.0	0	0	0	0	0	0	0	1	0	0	0	0	0	0	0	0	0	0	W	24-22		
10/11	at Packers	S	3	3	0	0.0	0.0	0	0	0	0	0	0	0	0	0	0	0	0	0	0	0	0	0	0	L	10-24		
10/25	Browns	S	2	2	0	0.0	0.0	0	0	0	0	0	0	0	0	1	1	20	0	0	0	0	0	0	0	W	24-6		
11/01	49ers	S	0	0	0	0.0	0.0	0	0	0	0	0	0	0	0	0	0	0	0	0	0	0	0	0	0	W	27-6		
11/08	at Vikings	S	8	7	1	1.0	0.0	0	0	0	0	0	0	0	0	0	0	0	0	0	0	0	0	0	0	L	18-21+		
11/15	Bears	S	6	5	1	1.0	0.0	0	0	0	0	0	0	0	1	0	0	0	0	0	0	0	0	0	0	L	13-37		
11/22	at Ravens	S	9	6	3	3.0	0.0	0	0	0	1	4	4	0	1	0	0	0	0	0	0	0	0	0	0	L	13-16		
11/29	at Bengals	S	5	2	3	3.0	0.0	0	0	0	0	0	0	0	1	0	0	0	0	0	0	0	0	0	0	L	7-31		
12/06	Cardinals	S	7	5	2	2.0	0.0	0	0	0	0	0	0	0	0	0	0	0	0	0	0	0	0	0	0	L	3-27		
12/13	Lions	S	1	1	0	0.0	0.0	0	0	0	0	0	0	0	0	0	0	0	0	0	0	0	0	0	0	W	21-14		
12/17	Buccaneers	S	8	7	1	1.0	0.0	0	0	0	0	0	0	0	1	0	0	0	0	0	0	0	0	0	0	W	31-23		
12/27	at Seahawks	S	2	2	0	0.0	0.0	0	0	0	0	0	0	0	1	0	0	0	0	0	1	0	1	0	0	W	23-17		
01/03	at 49ers	S	6	5	1	1.0	0.0	0	0	0	0	0	0	0	1	0	0	0	0	0	0	0	0	0	0	L	16-19+		
<b>2015 TOTALS</b>		<b>16-16</b>	<b>81</b>	<b>59</b>	<b>22</b>	<b>0.0</b>	<b>0.0</b>	<b>2</b>	<b>6</b>	<b>0</b>	<b>1</b>	<b>4</b>	<b>4</b>	<b>0</b>	<b>5</b>	<b>3</b>	<b>1</b>	<b>1</b>	<b>20</b>	<b>1</b>	<b>0</b>	<b>1</b>	<b>0</b>	<b>0</b>	<b>0</b>	<b>0</b>	<b>0</b>	<b>0</b>	<b>7-9</b>

+ - Overtime





### 2016 GAME-BY-GAME REGULAR-SEASON STATISTICS (EAGLES)

DATE	OPPONENT	P/S	TACKLES							INTERCEPTIONS				FUMBLES			ST			MISC		W/L	SCORE					
			TK	S	A	SK	YDS	TFL	YDS	QBH	NO	YDS	LG	TD	PD	FF	FR	TD	YDS	TK	S			A	FF	FR	S	A
09/11	Browns	S	4	4	0	0	0	0	1	1	0	1	5	5	0	1	0	0	0	0	0	0	0	0	0	0	W	29-10
09/19	at Bears	S	4	4	0	0	0	0	0	0	0	0	0	0	0	0	0	0	1	1	0	0	0	0	0	W	29-14	
09/25	Steelers	S	5	5	0	0	0	0	0	0	1	0	0	0	2	0	0	0	0	0	0	0	0	0	0	W	34-3	
10/09	at Lions	S	9	8	1	0	0	0	0	0	0	0	0	0	0	0	0	0	0	0	0	0	0	0	0	L	23-24	
10/16	at Redskins	S	12	11	1	0	0	0	0	0	0	0	0	0	0	0	0	0	0	1	1	0	0	0	0	L	20-27	
10/23	Vikings	S	7	7	0	1	0	7	0	0	0	1	0	0	0	1	1	0	0	0	0	0	0	0	0	W	21-10	
10/30	at Cowboys	S	6	5	1	0	0	0	1	6	0	0	0	0	0	0	0	0	0	0	0	0	0	0	0	L	23-29+	
11/06	at Giants	S	3	3	0	0	0	0	0	0	0	0	0	0	1	0	0	0	0	0	0	0	0	0	0	L	23-28	
11/13	Falcons	S	3	3	0	0	0	0	1	1	0	0	0	0	0	0	0	0	0	0	0	0	0	0	0	W	24-15	
11/20	at Seahawks	S	3	2	1	0	0	0	0	0	0	0	0	0	1	0	0	0	0	0	0	0	0	0	0	L	15-26	
11/28	Packers	S	3	2	1	0	0	0	0	0	0	0	0	0	0	0	0	0	0	0	0	0	0	0	0	L	13-27	
12/04	at Bengals	S	7	3	4	0	0	0	0	0	0	0	0	0	0	0	0	0	0	0	0	0	0	0	0	L	14-32	
12/11	Redskins	S	3	2	1	0	0	0	0	0	0	0	0	0	0	0	0	0	0	0	0	0	0	0	0	L	22-27	
12/18	at Ravens	S	5	4	1	0	0	0	0	0	0	0	0	0	0	0	0	0	0	0	0	0	0	0	0	L	26-27	
12/22	Giants	S	2	2	0	0	0	0	0	0	0	0	0	0	0	0	0	0	0	1	1	0	0	0	0	W	24-19	
01/01	Cowboys	S	3	3	0	0	0	0	0	0	0	0	0	0	1	0	0	0	0	1	1	0	0	0	0	W	27-13	
<b>2016 TOTALS</b>		<b>16-16</b>	<b>79</b>	<b>68</b>	<b>11</b>	<b>1.0</b>	<b>7.0</b>	<b>3</b>	<b>8</b>	<b>0</b>	<b>3</b>	<b>5</b>	<b>5</b>	<b>0</b>	<b>7</b>	<b>1</b>	<b>0</b>	<b>0</b>	<b>0</b>	<b>4</b>	<b>4</b>	<b>0</b>	<b>0</b>	<b>0</b>	<b>0</b>	<b>0</b>	<b>7-9</b>	

+ - Overtime

### 2017 GAME-BY-GAME REGULAR-SEASON STATISTICS (EAGLES)

DATE	OPPONENT	P/S	TACKLES							INTERCEPTIONS				FUMBLES			ST			MISC		W/L	SCORE				
			TK	S	A	SK	YDS	TFL	YDS	QBH	NO	YDS	LG	TD	PD	FF	FR	TD	YDS	TK	S			A	FF	FR	S
09/10	at Redskins	S	3	2	1	0	0	0	0	0	0	0	0	0	0	0	0	0	0	1	1	0	0	0	0	W	30-17
09/17	at Chiefs	S	2	1	1	0	0	0	0	0	0	0	0	0	0	0	0	0	0	0	0	0	0	0	0	L	20-27
09/24	Giants		INACTIVE																								
10/01	at Chargers	S	1	1	0	0	0	0	0	0	0	0	0	0	0	0	0	0	0	0	0	0	0	0	0	W	26-24
10/08	Cardinals	S	3	3	0	0	0	0	0	0	0	0	0	0	1	1	0	0	0	0	0	0	0	0	0	W	34-7
10/12	at Panthers	S	4	3	1	0	0	0	0	0	0	0	0	0	1	0	0	0	0	0	0	0	0	0	0	W	28-23
10/23	Redskins	S	3	1	2	0	0	0	0	0	0	0	0	0	1	0	0	0	0	0	0	0	0	0	0	W	34-24
10/29	49ers	S	4	3	1	0	0	1	1	0	1	4	4	0	1	0	0	0	0	0	0	0	0	0	0	W	33-10
11/05	Broncos	S	1	0	1	0	0	0	0	1	50	50	0	1	0	0	0	0	1	1	0	0	0	0	0	W	51-23
11/19	at Cowboys	S	3	2	1	0	0	0	0	0	1	13	13	0	1	0	0	0	0	0	0	0	0	0	0	W	37-9
11/26	Bears	S	0	0	0	0	0	0	0	0	0	0	0	0	0	0	0	0	0	1	1	0	0	0	0	W	31-3
12/03	at Seahawks	S	5	5	0	0	0	0	0	0	0	0	0	0	0	0	0	0	0	0	0	0	0	0	0	L	10-24
12/10	at Rams	S	4	4	0	0	0	0	0	0	0	0	0	0	0	1	0	9	0	0	0	0	0	0	0	W	43-35
12/17	at Giants	S	11	7	4	0	0	1	2	0	0	0	0	0	0	0	0	0	0	0	0	0	0	0	0	W	34-29
12/25	Raiders	S	6	3	3	0	0	0	0	0	0	0	0	0	0	0	0	0	0	1	1	0	0	0	0	W	19-10
12/31	Cowboys		INACTIVE																								
<b>2017 TOTALS</b>		<b>14-14</b>	<b>50</b>	<b>35</b>	<b>15</b>	<b>0.0</b>	<b>0.0</b>	<b>2</b>	<b>3</b>	<b>0</b>	<b>3</b>	<b>67</b>	<b>50</b>	<b>0</b>	<b>6</b>	<b>1</b>	<b>1</b>	<b>0</b>	<b>9</b>	<b>4</b>	<b>4</b>	<b>0</b>	<b>0</b>	<b>0</b>	<b>0</b>	<b>13-3</b>	

### 2018 GAME-BY-GAME REGULAR-SEASON STATISTICS (EAGLES)

DATE	OPPONENT	P/S	TACKLES							INTERCEPTIONS				FUMBLES			ST			MISC		W/L	SCORE				
			TK	S	A	SK	YDS	TFL	YDS	QBH	NO	YDS	LG	TD	PD	FF	FR	TD	YDS	TK	S			A	FF	FR	S
09/06	Falcons	S	6	5	1	0	0	0	0	0	0	0	0	0	2	0	0	0	0	0	0	0	0	0	0	W	18-12
09/16	at Buccaneers	S	3	2	1	0	0	0	0	0	0	0	0	0	1	0	0	0	0	0	0	0	0	0	0	L	21-27
09/23	Colts	S	1	0	1	0	0	0	0	0	0	0	0	0	1	0	0	0	0	0	0	0	0	0	0	W	20-16
09/30	at Titans		DID NOT PLAY																								
10/07	Vikings		DID NOT PLAY																								
10/11	at Giants		DID NOT PLAY																								
10/21	Panthers		DID NOT PLAY																								
10/28	at Jaguars		DID NOT PLAY																								
11/11	Cowboys		DID NOT PLAY																								
11/18	at Saints		DID NOT PLAY																								
11/25	Giants		DID NOT PLAY																								
12/03	Redskins		DID NOT PLAY																								
12/09	at Cowboys		DID NOT PLAY																								
12/16	at Rams		DID NOT PLAY																								
12/23	Texans		INJURED RESERVE																								
12/30	at Redskins		INJURED RESERVE																								
<b>2018 TOTALS</b>		<b>3-3</b>	<b>10</b>	<b>7</b>	<b>3</b>	<b>0.0</b>	<b>0.0</b>	<b>0</b>	<b>0</b>	<b>0</b>	<b>0</b>	<b>0</b>	<b>0</b>	<b>0</b>	<b>4</b>	<b>0</b>	<b>0</b>	<b>0</b>	<b>0</b>	<b>0</b>	<b>0</b>	<b>0</b>	<b>0</b>	<b>0</b>	<b>0</b>	<b>9-7</b>	

+ - Overtime





### 2019 GAME-BY-GAME REGULAR-SEASON STATISTICS (EAGLES)

DATE	OPPONENT	P/S	TACKLES							INTERCEPTIONS				FUMBLES			ST			MISC		W/L	SCORE							
			TK	S	A	SK	YDS	TFL	YDS	QBH	NO	YDS	LG	TD	PD	FF	FR	TD	YDS	TK	S			A	FF	FR	S	A		
09/08	Redskins	S	3	0	3	0.0	0.0	0	0	0	0	0	0	0	0	0	0	0	0	0	0	0	0	0	0	0	W	32-27		
09/15	at Falcons	S	7	5	2	0.0	0.0	0	0	0	0	0	0	0	1	0	0	0	0	0	0	0	0	0	0	L	20-24			
09/22	Lions	S	3	2	1	0.0	0.0	0	0	0	0	0	0	0	0	0	0	0	0	0	0	0	0	0	0	L	24-27			
09/26	at Packers	S	10	6	4	0.0	0.0	0	0	0	0	0	0	0	1	0	0	0	0	0	0	0	0	0	0	W	34-27			
10/06	Jets	S	6	3	3	0.0	0.0	0	0	0	1	23	23	0	1	0	0	0	0	0	0	0	0	0	0	W	31-6			
10/13	at Vikings	S	6	3	3	0.0	0.0	0	0	0	0	0	0	0	0	0	0	0	0	0	0	0	0	0	0	L	20-38			
10/20	at Cowboys	S	6	2	4	0.0	0.0	0	0	0	0	0	0	0	0	0	0	0	0	0	0	0	0	0	0	L	10-37			
10/27	at Bills	S	4	4	0	0.0	0.0	0	0	0	0	0	0	0	0	0	0	0	0	0	0	0	0	0	0	W	31-13			
11/03	Bears	S	3	1	2	0.0	0.0	0	0	0	0	0	0	0	0	0	0	0	1	1	0	0	0	0	0	W	22-14			
11/17	Patriots	S	3	3	0	0.0	0.0	0	0	0	0	0	0	0	1	0	0	0	0	0	0	0	0	0	0	L	10-17			
11/24	Seahawks	S	4	3	1	1.0	0.0	0	0	1	1	7	7	0	1	1	0	0	0	0	0	0	0	0	0	L	9-17			
12/01	at Dolphins	S	5	2	3	0.0	0.0	0	0	0	0	0	0	0	0	0	0	0	0	0	0	0	0	0	0	L	31-37			
12/09	Giants	S	3	2	1	0.0	0.0	0	0	0	0	0	0	0	0	0	0	0	0	0	0	0	0	0	0	W	23-17+			
12/15	at Redskins	S	6	5	1	0.0	0.0	0	0	0	0	0	0	0	0	0	0	0	1	0	1	0	0	0	0	W	37-27			
12/22	Cowboys	S	0	0	0	0.0	0.0	0	0	0	0	0	0	0	0	0	0	0	0	0	0	0	0	0	0	W	17-9			
12/29	at Giants	S	5	4	1	0.0	0.0	0	0	0	0	0	0	0	1	1	0	0	0	0	0	0	0	0	0	W	34-17			
<b>2019 TOTALS</b>			<b>16-16</b>	<b>74</b>	<b>45</b>	<b>29</b>	<b>1.0</b>	<b>0.0</b>	<b>0</b>	<b>0</b>	<b>1</b>	<b>2</b>	<b>30</b>	<b>23</b>	<b>0</b>	<b>6</b>	<b>2</b>	<b>0</b>	<b>0</b>	<b>0</b>	<b>2</b>	<b>1</b>	<b>1</b>	<b>0</b>	<b>0</b>	<b>0</b>	<b>0</b>	<b>0</b>	<b>0</b>	<b>9-7</b>

+ - Overtime

### 2020 GAME-BY-GAME REGULAR-SEASON STATISTICS (EAGLES)

DATE	OPPONENT	P/S	TACKLES							INTERCEPTIONS				FUMBLES			ST			MISC		W/L	SCORE					
			TK	S	A	SK	YDS	TFL	YDS	QBH	NO	YDS	LG	TD	PD	FF	FR	TD	YDS	TK	S			A	FF	FR	S	A
09/13	at Football Team	S	8	6	2	0.0	0.0	0	0	0	0	0	0	0	0	2	0	0	0	0	0	0	0	0	0	L	17-27	
09/20	Rams	S	4	3	1	0.0	0.0	0	0	0	0	0	0	0	0	0	0	0	0	0	0	0	0	0	0	L	19-37	
09/27	Bengals	S	5	2	3	0.0	0.0	0	0	0	0	0	0	0	0	0	0	0	0	0	0	0	0	0	0	T	23-23	
10/04	at 49ers	S	9	8	1	0.0	0.0	0	0	0	1	21	21	0	1	0	0	0	0	0	0	0	0	0	0	W	25-20	
10/11	at Steelers	S	7	4	3	0.0	0.0	1	1	0	0	0	0	0	2	0	0	0	0	0	0	0	0	0	0	L	29-38	
10/18	Ravens	S	5	4	1	0.0	0.0	0	0	0	0	0	0	0	0	0	0	0	1	0	1	0	0	0	0	L	28-30	
10/22	Giants	S	6	3	3	0.0	0.0	0	0	0	0	0	0	0	0	0	1	0	-3	0	0	0	0	0	0	W	22-21	
11/01	Cowboys	S	1	1	0	0.0	0.0	0	0	0	0	0	0	0	2	0	1	1	53	0	0	0	0	0	0	W	23-9	
11/15	at Giants	S	6	3	3	0.0	0.0	1	3	0	0	0	0	0	0	0	0	0	0	0	0	0	0	0	0	L	17-27	
11/22	at Browns	S	4	2	2	0.0	0.0	0	0	0	0	0	0	0	0	0	0	0	0	0	0	0	0	0	0	L	17-22	
11/30	Seahawks	S	4	3	1	0.0	0.0	0	0	0	0	0	0	0	0	0	0	0	0	0	0	0	0	0	0	L	17-23	
12/06	at Packers	S	4	3	1	0.0	0.0	1	1	0	0	0	0	0	0	0	0	0	0	0	0	0	0	0	0	L	16-30	
12/13	Saints	S	2	1	1	0.0	0.0	0	0	0	0	0	0	0	0	0	0	0	0	0	0	0	0	0	0	W	24-21	
12/20	at Cardinals																									L	26-33	
12/27	at Cowboys																									L	17-37	
01/03	Football Team																									L	14-20	
<b>2020 TOTALS</b>			<b>13-13</b>	<b>65</b>	<b>43</b>	<b>22</b>	<b>0.0</b>	<b>0.0</b>	<b>3</b>	<b>5</b>	<b>0</b>	<b>1</b>	<b>21</b>	<b>21</b>	<b>0</b>	<b>7</b>	<b>0</b>	<b>2</b>	<b>1</b>	<b>50</b>	<b>1</b>	<b>0</b>	<b>1</b>	<b>0</b>	<b>0</b>	<b>0</b>	<b>0</b>	<b>4-11-1</b>





### 2021 GAME-BY-GAME REGULAR-SEASON STATISTICS (EAGLES)

DATE	OPPONENT	P/S	TACKLES							INTERCEPTIONS				FUMBLES			ST			MISC		W/L	SCORE					
			TK	S	A	SK	YDS	TFL	YDS	QBH	NO	YDS	LG	TD	PD	FF	FR	TD	YDS	TK	S			A	FF	FR	S	A
09/12	at Falcons		ON INACTIVE LIST																				W	32-6				
09/19	49ers		ON INACTIVE LIST																				L	11-17				
09/27	at Cowboys		ON INACTIVE LIST																				L	21-41				
10/03	Chiefs	S	4	4	0	0	0	0	0	0	0	0	0	0	0	0	0	0	0	0	0	0	0	0	0	0	L	30-42
10/10	at Panthers	S	5	0	5	0	0	0	0	0	0	0	0	0	0	0	0	0	0	0	0	0	0	0	0	0	W	21-18
10/14	Buccaneers	S	5	2	3	0	0	0	0	0	0	0	0	0	0	0	0	0	0	0	0	0	0	0	0	0	L	22-28
10/24	at Raiders	S	8	5	3	0	0	0	0	0	0	0	0	0	0	0	0	0	0	0	0	0	0	0	0	0	L	22-33
10/31	at Lions	S	2	1	1	0	0	0	0	0	0	0	0	1	0	0	0	0	0	0	0	0	0	0	0	0	W	44-6
11/07	Chargers	S	8	3	5	0	0	0	0	0	0	0	0	0	0	0	0	0	0	0	0	0	0	0	0	0	L	24-27
11/14	at Broncos	S	4	2	2	0	0	0	0	0	0	0	0	0	0	0	0	0	0	0	0	0	0	0	0	0	W	30-13
11/21	Saints	S	6	5	1	0	0	0	0	0	0	0	0	0	0	0	0	0	0	0	0	0	0	0	0	0	W	40-29
11/28	at Giants	S	3	3	0	0	0	0	0	0	0	0	0	0	0	0	0	0	0	0	0	0	0	0	0	0	L	7-13
12/05	at Jets	S	3	1	2	0	0	0	0	0	0	0	0	0	0	0	0	0	0	0	0	0	0	0	0	0	W	33-18
12/21	Football Team	S	4	3	1	0	0	0	0	0	0	0	0	0	0	0	0	0	0	0	0	0	0	0	0	0	W	27-17
12/26	Giants	S	1	0	1	0	0	0	0	0	1	24	24	0	2	0	0	0	0	0	0	0	0	0	0	0	W	34-10
01/02	at Football Team	S	5	3	2	0	0	0	0	0	1	0	0	0	1	0	0	0	0	0	0	0	0	0	0	0	W	20-16
01/08	Cowboys		DID NOT PLAY																				L	26-51				
<b>2021 TOTALS</b>			<b>13-13</b>	<b>58</b>	<b>32</b>	<b>26</b>	<b>0.0</b>	<b>0.0</b>	<b>0</b>	<b>0</b>	<b>0</b>	<b>2</b>	<b>24</b>	<b>24</b>	<b>0</b>	<b>4</b>	<b>0</b>	<b>0</b>	<b>0</b>	<b>0</b>	<b>0</b>	<b>0</b>	<b>0</b>	<b>0</b>	<b>0</b>	<b>0</b>	<b>0</b>	<b>9-8</b>

### 2022 GAME-BY-GAME REGULAR-SEASON STATISTICS (COLTS)

DATE	OPPONENT	P/S	TACKLES							INTERCEPTIONS				FUMBLES			ST			MISC		W/L	SCORE						
			TK	S	A	SK	YDS	TFL	YDS	QBH	NO	YDS	LG	TD	PD	FF	FR	TD	YDS	TK	S			A	FF	FR	S	A	
09/11	at Texans	P	0	0	0	0.0	0.0	0	0	0	0	0	0	0	0	0	0	0	0	0	0	0	0	0	0	0	0	T	20-20
09/18	at Jaguars	P	6	5	1	0.0	0.0	1	0	0	0	0	0	0	0	0	0	0	0	0	0	0	0	0	0	0	0	L	0-24
09/25	Chiefs	S	4	2	2	0.0	0.0	0	0	0	1	0	0	0	2	0	0	0	0	1	1	0	0	0	0	0	0	W	20-17
10/02	Titans	S	4	4	0	0.0	0.0	0	0	0	0	0	0	0	0	0	0	0	0	0	0	0	0	0	0	0	L	17-24	
10/06	at Broncos	S	5	4	1	0.0	0.0	0	0	0	0	0	0	0	0	0	0	0	0	0	0	0	0	0	0	0	W	12-9+	
10/16	Jaguars	S	5	4	1	0.0	0.0	2	3	0	0	0	0	0	0	0	0	0	0	0	0	0	0	0	0	0	W	34-27	
10/23	at Titans	S	4	2	2	0.0	0.0	0	0	0	0	0	0	0	1	0	0	0	0	0	0	0	0	0	0	0	L	10-19	
10/30	Commanders	S	8	2	6	0.0	0.0	0	0	0	0	0	0	0	0	0	0	0	0	1	1	0	0	0	0	0	L	16-17	
11/06	at Patriots	S	5	4	1	0.0	0.0	1	5	0	0	0	0	0	0	0	0	0	0	1	0	1	0	0	0	0	L	3-26	
11/13	at Raiders	S	7	6	1	0.0	0.0	0	0	0	0	0	0	0	0	0	0	0	0	0	0	0	0	0	0	0	W	25-20	
11/20	Eagles	S	6	3	3	0.0	0.0	1	1	0	0	0	0	0	1	0	0	0	0	0	0	0	0	0	0	0	L	16-17	
11/28	Steelers	S	6	3	3	0.0	0.0	1	1	0	0	0	0	0	1	0	0	0	0	0	0	0	0	0	0	0	L	17-24	
12/04	at Cowboys	S	6	5	1	0.0	0.0	1	5	0	0	0	0	0	1	0	0	0	0	0	0	0	0	0	0	0	L	19-54	
12/17	at Vikings	S	6	3	3	0.0	0.0	0	0	0	0	0	0	0	1	0	0	0	0	0	1	1	0	0	0	0	L	36-39+	
<b>2022 TOTALS</b>			<b>14-12</b>	<b>72</b>	<b>47</b>	<b>25</b>	<b>0.0</b>	<b>0.0</b>	<b>7</b>	<b>15</b>	<b>0</b>	<b>1</b>	<b>0</b>	<b>0</b>	<b>0</b>	<b>7</b>	<b>0</b>	<b>0</b>	<b>0</b>	<b>0</b>	<b>4</b>	<b>3</b>	<b>1</b>	<b>0</b>	<b>0</b>	<b>0</b>	<b>4-9-1</b>		

+ - Overtime

### 2017 GAME-BY-GAME POSTSEASON STATISTICS (EAGLES)

DATE	OPPONENT	P/S	TACKLES							INTERCEPTIONS				FUMBLES			ST			MISC		W/L	SCORE					
			TK	S	A	SK	YDS	TFL	YDS	QBH	NO	YDS	LG	TD	PD	FF	FR	TD	YDS	TK	S			A	FF	FR	S	A
01/13	Falcons	S	7	7	0	1.0	10.0	1	10	1	0	0	0	0	0	0	0	0	0	0	0	0	0	0	0	0	W	15-10
01/21	Vikings	S	2	1	1	0.0	0.0	0	0	0	0	0	0	0	0	0	0	0	0	0	0	0	0	0	0	0	W	39-7
02/04	at Patriots	S	6	4	2	0.0	0.0	0	0	0	0	0	0	0	1	0	0	0	0	0	0	0	0	0	0	0	W	41-33
<b>2017 TOTALS</b>			<b>3-3</b>	<b>15</b>	<b>12</b>	<b>3</b>	<b>1.0</b>	<b>10.0</b>	<b>1</b>	<b>10</b>	<b>1</b>	<b>0</b>	<b>0</b>	<b>0</b>	<b>0</b>	<b>1</b>	<b>0</b>	<b>0</b>	<b>0</b>	<b>0</b>	<b>0</b>	<b>0</b>	<b>0</b>	<b>0</b>	<b>0</b>	<b>0</b>	<b>3-0</b>	

### 2018 GAME-BY-GAME POSTSEASON STATISTICS (EAGLES)

DATE	OPPONENT	P/S	TACKLES							INTERCEPTIONS				FUMBLES			ST			MISC		W/L	SCORE				
			TK	S	A	SK	YDS	TFL	YDS	QBH	NO	YDS	LG	TD	PD	FF	FR	TD	YDS	TK	S			A	FF	FR	S
01/06	at Bears		INJURED RESERVE																				W	16-15			
01/13	at Saints		INJURED RESERVE																				L	14-20			
<b>2018 TOTALS</b>			<b>0</b>	<b>0</b>	<b>0</b>	<b>0.0</b>	<b>0.0</b>	<b>0</b>	<b>0</b>	<b>0</b>	<b>0</b>	<b>0</b>	<b>0</b>	<b>0</b>	<b>0</b>	<b>0</b>	<b>0</b>	<b>0</b>	<b>0</b>	<b>0</b>	<b>0</b>	<b>0</b>	<b>0</b>	<b>0</b>	<b>0</b>	<b>0</b>	<b>1-1</b>

### 2019 GAME-BY-GAME POSTSEASON STATISTICS (EAGLES)

DATE	OPPONENT	P/S	TACKLES							INTERCEPTIONS				FUMBLES			ST			MISC		W/L	SCORE					
			TK	S	A	SK	YDS	TFL	YDS	QBH	NO	YDS	LG	TD	PD	FF	FR	TD	YDS	TK	S			A	FF	FR	S	A
01/05	Seahawks	S	2	1	1	0.0	0.0	0	0	0	0	0	0	0	0	0	0	0	0	0	0	0	0	0	0	0	L	9-17
<b>2019 TOTALS</b>			<b>1-1</b>	<b>2</b>	<b>1</b>	<b>1</b>	<b>0.0</b>	<b>0.0</b>	<b>0</b>	<b>0</b>	<b>0</b>	<b>0</b>	<b>0</b>	<b>0</b>	<b>0</b>	<b>0</b>	<b>0</b>	<b>0</b>	<b>0</b>	<b>0</b>	<b>0</b>	<b>0</b>	<b>0</b>	<b>0</b>	<b>0</b>	<b>0</b>	<b>0-1</b>	



# 26

# RODNEY MCLEOD JR.

## SAFETY

(mab-CLOUD)



### 2021 GAME-BY-GAME POSTSEASON STATISTICS (EAGLES)

DATE	OPPONENT	P/S	TACKLES							INTERCEPTIONS				FUMBLES			ST			MISC		W/L	SCORE				
			TK	S	A	SK	YDS	TFL	YDS	QBH	NO	YDS	LG	TD	PD	FF	FR	TD	YDS	TK	S			A	FF	FR	S
01/16	at Buccaneers	S	6	2	4	0.0	0.0	0	0	0	0	0	0	0	0	0	0	0	0	0	0	0	0	0	0	L	15-31
<b>2021 TOTALS</b>		<b>1-1</b>	<b>6</b>	<b>2</b>	<b>4</b>	<b>0.0</b>	<b>0.0</b>	<b>0</b>	<b>0</b>	<b>0</b>	<b>0</b>	<b>0</b>	<b>0</b>	<b>0</b>	<b>0</b>	<b>0</b>	<b>0</b>	<b>0</b>	<b>0</b>	<b>0</b>	<b>0</b>	<b>0</b>	<b>0</b>	<b>0</b>	<b>0</b>	<b>0-1</b>	



@Rodney\_McLeod4



@rodmcleod4

# 23

# KENNY MOORE II

CORNERBACK



**KENNY MOORE II: CLAIMED BY THE COLTS OFF WAIVERS FROM NEW ENGLAND ON SEPTEMBER 3, 2017.**

**5-9 • 190 LBS**  
**NFL EXP: 6**  
**(6TH YEAR WITH THE COLTS)**  
**BORN: 8/23/95**



**COLLEGE:**  
**VALDOSTA STATE**

## 4TH-AND-SHORT

- 1x Pro Bowl selection (2021).
- In his first five seasons, he tallied 350 tackles (289 solo), 19.0 tackles for loss, 7.0 sacks, 45 passes defended, 14 interceptions (one returned for a touchdown), four forced fumbles and one fumble recovery in 75 games (62 starts).
- Named AFC Defensive Player of the Week in Week 14 of 2020 at Las Vegas after recording a one-handed interception in the end zone.
- 2021 Colts Walter Payton Man of the Year Nominee.
- Mantra is 'love' which means inclusion for all and coming together in love.

## DOWN THE STRETCH

**Hobbies outside of football:** Watching Jeopardy!

**What is something interesting about you that most people may not know:** I have a twin sister.

**What's the one thing you couldn't live without:** God

**What was your "welcome to the NFL" moment:** The first day I was in New England, Tom Brady spoke to me. He knew my name, he introduced himself, so it felt pretty cool coming from Tom Brady. You don't really think you're anyone as a rookie. Just practicing against guys like Julian Edelman and Danny Amendola was cool, too. My first game, I was thinking, "Dang, I'm actually here. I hear all the fans. This is the real deal."

**Hobbies outside of football:** Photography and doing spontaneous things, whether that's going downtown and taking pictures or just hanging out. I like to get to know people. I'm trying to read more often now. I enjoy doing digital art and illustrations.

**Unique jobs growing up:** I worked at the pool store in Valdosta every summer in college. I worked in the chlorine room and I was basically like a little chemist. I like to say, I tested people's chlorine water to see the pH and stuff like that.

**Favorite athlete:** Dwyane Wade. I think he's a great man on and off the court. He expresses himself well and has style. I love fashion.

# M O O R E I I



@KENNYKENNYMOE3



@KENNYMOORE\_II



### MOORE II LIFE THAN FOOTBALL

As humble of an athlete as they come, Moore II wants to impact as many lives as he can and benefit the world around him. "I just care about people in general and the best way for me to show that is to go out and do it. I'm passionate about community work and helping people. I want to do more than just play football and get a check." A man of his word, Moore II has hosted community events in his hometown of Valdosta, Ga., to help bring the community together. "I feel like my hometown has gone through a lot, so I want to have a community festival at my college to bring everyone together for a day of fun. I want to do that annually and I think we can all have a good time."



### THE MOORE YOU CAN DO

While Moore II is making strides in the football world, his talent and creativity transcends the field. Moore II is a self-taught photographer and designer who enjoys capturing the world around him from his own perspective. "I really love landscapes because it's not man-made. But I do love architecture because you do see what man can create. It goes hand in hand. I like to point something out and try to get my own angle on it because everybody has different types of perception." The landscape picture (above) and illustration (to the right) are both Moore II's original creations. Moore II wore No. 42 as a rookie in 2017.



### DEFENSIVE PLAYER OF THE WEEK

In 2020, Moore II earned AFC Defensive Player of the Week for Week 14 at Las Vegas after he compiled five solo tackles, one forced fumble, one pass defended and one one-handed interception. His interception in the second quarter came in the end zone and stalled a Raiders' red zone drive, while his forced fumble occurred in the fourth quarter. His two turnovers resulted in scoring drives for Indianapolis. He became the fourth Colts player to earn the honor in the 2020 season.



### 2021 WALTER PAYTON MAN OF THE YEAR

Moore II was named the team's nominee for the Walter Payton NFL Man of the Year Award. As one of the most prestigious honors in the NFL, the award recognizes one player from each of the 32 teams in the league for not only their performance on the field, but the amazing community service efforts they lead or lend a hand to off the field as well. As the Colts nominee, Moore II wore a special helmet decal during the season as recognition for his accomplishments. "Kenny is just so authentic," said Head Coach Frank Reich. "Whenever I think about Kenny, I just think, whatever he's going to do, he's going to make an impact, he's going to make a difference because of the amount that he cares and how hard he will work and the length that he will go to, to help somebody else."



### HELPING IN A TIME OF NEED

During Moore II's rookie year, he was driving home from a community event when the car in front of him ran over a dog that was running into the street. Moore II got out of his car and helped the dog and its owner. He promptly invited the dog and its owner, Max, into the car to go to the closest vet hospital. The dog had suffered a broken pelvis, but the first vet they visited wasn't able to assist and gave them the address to one that could perform surgery. Moore ended up taking them to the other vet to have the surgery done and thankfully, the dog was going to make it. Max and Moore still keep in contact to this day and Max has even made it out to a Colts game on Moore II's behalf. Moore II attended Max's wedding on June 4, 2021.





## NFL HIGHLIGHTS

- Has appeared in 87 games (74 starts) in six seasons with the Colts and has totaled 415 tackles (339 solo), 23.0 tackles for loss, 8.0 sacks, 49 passes defended, 14 interceptions (one returned for a touchdown), four forced fumbles and one fumble recovery. He has also added eight special teams stops. Has started three postseason contests and tallied 24 tackles (17 solo), 3.0 tackles for loss, 3.0 sacks, three passes defended and one interception.
- In 2022, he has started 12 games and has compiled 65 tackles (50 solo), 4.0 tackles for loss, 1.0 sack and four passes defended. In Week 5 at Denver, he tallied five solo tackles, 1.0 tackle for loss and one pass defended. In Week 7 at Tennessee, he registered four tackles (three solo), 1.0 tackle for loss and 1.0 sack. In Week 8 vs. Washington, he tallied a team-high nine tackles (six solo) and 1.0 tackle for loss. In Week 10 at Las Vegas, he tallied seven tackles (six solo), 1.0 tackle for loss and one pass defended. In Week 12 vs. Pittsburgh, he tied his single-game career high in tackles (10) while also adding seven solo tackles and one pass defended.
- Started all 17 games in 2021 and was named to his first career Pro Bowl after he tallied 101 tackles (81 solo), 6.0 tackles for loss, 1.0 sack, 13 passes defended, four interceptions, one forced fumble and one special teams stop. He was one of two NFL defensive backs to register 100 tackles and at least 10 passes defended in 2021. In Week 3 at Tennessee, he compiled seven solo tackles, 1.0 tackle for loss, two passes defended and one interception. In Week 8 vs. Tennessee, he tallied nine tackles (seven solo), two passes defended and one interception. In Week 10 vs. Jacksonville, he accumulated five tackles (four solo) and three passes defended. His three passes defended tied his single-game career-high. In Week 13 at Houston, he compiled four tackles (three solo), two passes defended, one interception and one forced fumble.
- In 2020, he appeared in all 16 games (14 starts) and recorded 79 tackles (67 solo), 4.0 tackles for loss, 2.0 sacks, 13 passes defended, four interceptions (one returned for a touchdown) and one forced fumble. In Week 2 vs. Minnesota, he tallied five tackles (four solo), two passes defended and one interception. In Week 3 vs. New York Jets, he recorded two solo tackles, 1.0 tackle for loss and 1.0 sack. In Week 8 at Detroit, he contributed three solo tackles, his first-career pick-six and two passes defended. In Week 11 vs. Green Bay, he tied his career-high in tackles (10) and set a new career-high in solo tackles (10). In Week 13 at Houston, he accumulated eight tackles (six solo), three passes defended and one interception. His three passes defended tied his single-game career-high. In Week 14 at Las Vegas, he accumulated five solo tackles, one pass defended, a one-handed interception and his third-career forced fumble. It was his second consecutive game with an interception and he set his single-season career-high in interceptions (four). In Week 17 vs. Jacksonville, he registered eight tackles (five solo), 1.0

## NFL HIGHLIGHTS CONT...

- tackle for loss and 1.0 sack. Started one postseason contest and tallied five tackles (four solo).
- Started 11 games in 2019 and had 61 tackles (50 solo), 4.0 tackles for loss, 2.5 sacks, three passes defended, two interceptions and one fumble recovery. In Week 9 at Pittsburgh, he recorded a season-high eight tackles (seven solo), one pass defended and one interception. In Week 11 vs. Jacksonville, he had a team-high eight solo tackles, 1.0 tackle for loss, 1.0 sack and one pass defended. In Week 12 at Houston, he led the team in tackles (eight) and added one pass defended and one interception.
- In 15 starts in 2018, he had 76 tackles (63 solo), 4.0 tackles for loss, 1.5 sacks, three interceptions, 11 passes defended and one forced fumble along with one special teams stop. In Week 10 vs. Jacksonville, he had six solo tackles, 1.0 tackle for loss, two passes defended and had a forced fumble late in the fourth quarter to seal the win. In Week 11 vs. Tennessee, he led the team in tackles with 10 (nine solo), 1.0 tackle for loss and half a sack. Started two postseason games and had 19 tackles (13 solo), 3.0 tackles for loss, 3.0 sacks, one interception and three passes defended. With 3.0 sacks in the postseason, Moore set a team record for most sacks in a single postseason. Moore also tied Larry Tripplett for the third-most postseason sacks in team history. During the AFC Divisional Round, Moore totaled 13 tackles (eight solo), 2.0 tackles for loss, 2.0 sacks and one pass defended. On his second sack of the day, he tied Dwight Freeney (1/6/07 and 1/3/09) and Robert Mathis (1/3/09) as the only Colts to register 2.0 sacks in a playoff game.
- Appeared in all 16 games (five starts) as a rookie in 2017, finishing with 33 tackles (28 solo), 1.0 tackle for loss, one interception, five passes defended and one forced fumble. Notched his first career interception in Week 15 vs. Denver on *Thursday Night Football*. Compiled eight solo tackles, 1.0 tackle for loss, one pass defended and one forced fumble in Week 16 at Baltimore.

## COLLEGE HIGHLIGHTS

- Played in 46 games during his four-year career (2013-16) at Valdosta State and registered 171 tackles (117 solo), 8.5 tackles for loss, 2.0 sacks, one forced fumble, 11 interceptions for 236 yards and two touchdowns and added 30 passes defended.
- As a senior in 2016, played in 11 games and totaled 65 tackles (45 solo), 6.5 tackles for loss, 1.0 sack, 13 passes defended and a career-high five interceptions.
- In 2015, appeared in 12 games and tallied 51 tackles (34 solo), 1.5 tackles for loss, 1.0 sack, nine passes defended and three interceptions (two returned for touchdowns).
- As a sophomore in 2014, played in 13 games and racked up 37 tackles (26 solo), seven passes defended, two interceptions and one forced fumble.
- In 2013, saw action in 10 games and recorded 18 tackles (12 solo), half a tackle for loss, one pass defended and one interception.





**PERSONAL**

- Attended Lowndes High School in Valdosta, Ga. where he tallied 18 tackles, 1.0 tackle for loss and two interceptions for a team that went 9-2 and advanced to the GHSA AAAAAA Playoffs.
- One of seven siblings and has a twin sister.
- For the last three years, he has hosted a "Day of 1ove" Community Festival and a free youth football camp in Valdosta. His mantra is 1ove which means inclusion for all and coming together in love.
- Named the team's 2021 nominee for the Walter Payton Man of the Year Award.
- In 2019, he pledged \$12,500 to Reach Georgia, which is a needs-based scholarship and mentoring program that serves 134 school systems around the state.
- Participated in the NFL's My Cause My Cleats initiative and represented the Mighty Mason Fund - Riley Children's Foundation (2021), A Kid Again - Indiana Chapter (2020), A Kid Again (2019), Shoes That Fit (2018) and the Special Olympics (2017).
- In 2020, he volunteered in many Colts community initiatives, including four mobile pantry distributions, attending a Marion County Juvenile Detention Center activation event and participating at the Colts' Election Day tent outside of Lucas Oil Stadium, which included passing out stickers, masks and shirts.
- Has participated in events at Second Helpings, Wheeler Mission and the Marion County Juvenile Detention Center.
- Partakes in Colts Community Ticket Block and provides game tickets to various charitable organizations, including A Kid Again, Indy Police Athletic League and Dream Alive.
- A native of Valdosta, Ga.

**ADDITIONAL TRANSACTIONS**

- Waived by the New England Patriots on September 2, 2017.
- Signed by the Patriots as an undrafted free agent on May 5, 2017.





## KENNY MOORE II'S - NFL REGULAR SEASON STATISTICS

DATE	TEAM	GP	GS	TACKLES										INTERCEPTIONS				FUMBLES				ST				MISC	
				TK	S	A	TFL	YDS	SK	YDS	QBH	NO	YDS	LG	TD	PD	FF	FR	TD	YDS	TK	S	A	FF	FR	S	A
2017	Colts	16	5	33	28	5	1	3	0.0	0.0	0	1	25	25	0	5	1	0	0	0	5	4	1	0	0	0	0
2018	Colts	15	15	76	63	13	4	10	1.5	13.0	2	3	52	32	0	11	1	0	0	0	1	0	1	0	0	0	
2019	Colts	11	11	61	50	11	4	16	2.5	15.0	4	2	36	35	0	3	0	1	0	1	0	0	0	0	0	0	
2020	Colts	16	14	79	67	12	4	20	2.0	11.0	3	4	45	29	1	13	1	0	0	0	1	1	0	0	0	0	
2021	Colts	17	17	101	81	20	6	11	1.0	1.0	1	4	78	32	0	13	1	0	0	0	1	1	0	0	0	0	
2022	Colts	12	12	65	50	15	4	19	1.0	7.0	1	0	0	0	0	4	0	0	0	0	0	0	0	0	0	0	
<b>TOTALS</b>		<b>87</b>	<b>74</b>	<b>415</b>	<b>339</b>	<b>76</b>	<b>23</b>	<b>79</b>	<b>8.0</b>	<b>47.0</b>	<b>11</b>	<b>14</b>	<b>236</b>	<b>35</b>	<b>1</b>	<b>49</b>	<b>4</b>	<b>1</b>	<b>0</b>	<b>1</b>	<b>8</b>	<b>6</b>	<b>2</b>	<b>0</b>	<b>0</b>	<b>0</b>	

## KENNY MOORE II'S - NFL POSTSEASON STATISTICS

DATE	TEAM	GP	GS	TACKLES										INTERCEPTIONS				FUMBLES				ST				MISC	
				TK	S	A	TFL	YDS	SK	YDS	QBH	NO	YDS	LG	TD	PD	FF	FR	TD	YDS	TK	S	A	FF	FR	S	A
2018	Colts	2	2	19	13	6	3	22	3.0	22.0	4	1	10	10	0	3	0	0	0	0	0	0	0	0	0	0	0
2020	Colts	1	1	5	4	1	0	0	0.0	0.0	0	0	0	0	0	0	0	0	0	0	0	0	0	0	0	0	
<b>TOTALS</b>		<b>3</b>	<b>3</b>	<b>24</b>	<b>17</b>	<b>7</b>	<b>3</b>	<b>22</b>	<b>3.0</b>	<b>22.0</b>	<b>4</b>	<b>1</b>	<b>10</b>	<b>10</b>	<b>0</b>	<b>3</b>	<b>0</b>	<b>0</b>	<b>0</b>	<b>0</b>	<b>0</b>	<b>0</b>	<b>0</b>	<b>0</b>	<b>0</b>	<b>0</b>	

## SINGLE-GAME HIGHS: DEFENSIVE

<b>Total Tackles</b>	10 vs. Pittsburgh Steelers, Nov 28, 2022 ...3 more at 10.	<b>Tackles For Loss</b>	1 at Las Vegas Raiders, Nov 13, 2022 ...22 more at 1.
<b>Solo Tackles</b>	10 vs. Green Bay Packers, Nov 22, 2020 9 vs. Houston Texans, Oct 17, 2021 ...1 more at 9.	<b>Interceptions</b>	1 at Houston Texans, Dec 05, 2021 ...13 more at 1.
<b>Sacks</b>	1.0 vs. Seattle Seahawks, Sep 12, 2021 ...5 more at 1.0.	<b>Interception Return Yards</b>	35 at Pittsburgh Steelers, Nov 03, 2019 32 vs. Tennessee Titans, Oct 31, 2021 ...2 more at 32.
<b>Passes Defensed</b>	3 vs. Jacksonville Jaguars, Nov 14, 2021 ...2 more at 3.	<b>Special Teams Tackles</b>	1 vs. Houston Texans, Oct 17, 2021 ...7 more at 1.
<b>Forced Fumbles</b>	1 at Houston Texans, Dec 05, 2021 ...3 more at 1.	<b>Longest Opponent's Fumble Return</b>	1 vs. Miami Dolphins, Nov 10, 2019
<b>Fumble Recoveries</b>	1 vs. Miami Dolphins, Nov 10, 2019		

## SINGLE-GAME HIGHS - POSTSEASON: DEFENSIVE

<b>Total Tackles</b>	13 at Kansas City Chiefs, Jan 12, 2019 6 at Houston Texans, Jan 05, 2019 5 at Buffalo Bills, Jan 09, 2021	<b>Tackles For Loss</b>	2 at Kansas City Chiefs, Jan 12, 2019 1 at Houston Texans, Jan 05, 2019
<b>Solo Tackles</b>	8 at Kansas City Chiefs, Jan 12, 2019 5 at Houston Texans, Jan 05, 2019 4 at Buffalo Bills, Jan 09, 2021	<b>Interceptions</b>	1 at Houston Texans, Jan 05, 2019
<b>Sacks</b>	2.0 at Kansas City Chiefs, Jan 12, 2019 1.0 at Houston Texans, Jan 05, 2019	<b>Interception Return Yards</b>	10 at Houston Texans, Jan 05, 2019
<b>Passes Defensed</b>	2 at Houston Texans, Jan 05, 2019 1 at Kansas City Chiefs, Jan 12, 2019		





### 2017 GAME-BY-GAME REGULAR-SEASON STATISTICS (COLTS)

DATE	OPPONENT	P/S	TACKLES							INTERCEPTIONS				FUMBLES			ST			MISC		W/L	SCORE					
			TK	S	A	SK	YDS	TFL	YDS	QBH	NO	YDS	LG	TD	PD	FF	FR	TD	YDS	TK	S			A	FF	FR	S	A
09/10	at Rams	P	0	0	0	0	0	0	0	0	0	0	0	0	0	0	0	0	1	1	0	0	0	0	0	L	9-46	
09/17	Cardinals	P	0	0	0	0	0	0	0	0	0	0	0	0	0	0	0	0	1	1	0	0	0	0	0	L	13-16+	
09/24	Browns	P	0	0	0	0	0	0	0	0	0	0	0	0	0	0	0	0	0	0	0	0	0	0	0	W	31-28	
10/01	at Seahawks	P	0	0	0	0	0	0	0	0	0	0	0	0	0	0	0	0	0	0	0	0	0	0	0	L	18-46	
10/08	49ers	P	0	0	0	0	0	0	0	0	0	0	0	0	0	0	0	0	1	1	0	0	0	0	0	W	26-23+	
10/16	at Titans	P	0	0	0	0	0	0	0	0	0	0	0	0	0	0	0	0	1	0	1	0	0	0	0	L	22-36	
10/22	Jaguars	P	1	1	0	0	0	0	0	0	0	0	0	0	0	0	0	0	0	0	0	0	0	0	0	L	0-27	
10/29	at Bengals	P	0	0	0	0	0	0	0	0	0	0	0	0	0	0	0	0	0	0	0	0	0	0	0	L	23-24	
11/05	at Texans	P	0	0	0	0	0	0	0	0	0	0	0	0	0	0	0	0	0	0	0	0	0	0	0	W	20-14	
11/12	Steelers	P	0	0	0	0	0	0	0	0	0	0	0	0	0	0	0	0	0	0	0	0	0	0	0	L	17-20	
11/26	Titans	P	3	3	0	0	0	0	0	0	0	0	0	0	0	0	0	0	1	1	0	0	0	0	0	L	16-20	
12/03	at Jaguars	S	5	4	1	0	0	0	0	0	0	0	0	0	0	0	0	0	0	0	0	0	0	0	0	L	10-30	
12/10	at Bills	S	6	6	0	0	0	0	0	0	0	0	0	1	0	0	0	0	0	0	0	0	0	0	0	L	7-13+	
12/14	Broncos	S	6	3	3	0	0	0	0	1	25	25	0	2	0	0	0	0	0	0	0	0	0	0	0	L	13-25	
12/23	at Ravens	S	8	8	0	0	0	1	3	0	0	0	0	1	1	0	0	0	0	0	0	0	0	0	0	L	16-23	
12/31	Texans	S	4	3	1	0	0	0	0	0	0	0	0	1	0	0	0	0	0	0	0	0	0	0	0	W	22-13	
<b>2017 TOTALS</b>			<b>16-5</b>	<b>33</b>	<b>28</b>	<b>5</b>	<b>0.0</b>	<b>0.0</b>	<b>1</b>	<b>3</b>	<b>0</b>	<b>1</b>	<b>25</b>	<b>25</b>	<b>0</b>	<b>5</b>	<b>1</b>	<b>0</b>	<b>0</b>	<b>0</b>	<b>5</b>	<b>4</b>	<b>1</b>	<b>0</b>	<b>0</b>	<b>0</b>	<b>0</b>	<b>4-12</b>

+ - Overtime

### 2018 GAME-BY-GAME REGULAR-SEASON STATISTICS (COLTS)

DATE	OPPONENT	P/S	TACKLES							INTERCEPTIONS				FUMBLES			ST			MISC		W/L	SCORE					
			TK	S	A	SK	YDS	TFL	YDS	QBH	NO	YDS	LG	TD	PD	FF	FR	TD	YDS	TK	S			A	FF	FR	S	A
09/09	Bengals	S	2	2	0	0	0	0	0	0	1	32	32	0	1	0	0	0	0	1	0	1	0	0	0	0	L	23-34
09/16	at Redskins	S	9	7	2	0	0	0	1	0	0	0	0	0	0	0	0	0	0	0	0	0	0	0	0	0	W	21-9
09/23	at Eagles	S	3	2	1	0	0	0	0	0	0	0	0	0	0	0	0	0	0	0	0	0	0	0	0	0	L	16-20
09/30	Texans	S	3	3	0	0	0	0	0	0	0	0	0	0	0	0	0	0	0	0	0	0	0	0	0	0	L	34-37+
10/04	at Patriots																									L	24-38	
10/14	at Jets	S	5	5	0	0	0	0	0	0	0	0	0	0	0	0	0	0	0	0	0	0	0	0	0	L	34-42	
10/21	Bills	S	7	5	2	0	0	0	0	1	4	4	0	2	0	0	0	0	0	0	0	0	0	0	0	0	W	37-5
10/28	at Raiders	S	3	2	1	0	0	0	0	0	0	0	0	1	0	0	0	0	0	0	0	0	0	0	0	0	W	42-28
11/11	Jaguars	S	6	6	0	0	0	1	1	0	0	0	0	3	1	0	0	0	0	0	0	0	0	0	0	0	W	29-26
11/18	Titans	S	10	9	1	0.5	4.0	1	0	1	0	0	0	0	0	0	0	0	0	0	0	0	0	0	0	0	W	38-10
11/25	Dolphins	S	2	1	1	0	0	0	0	0	0	0	0	1	0	0	0	0	0	0	0	0	0	0	0	0	W	27-24
12/02	at Jaguars	S	6	4	2	0	0	0	0	0	0	0	0	1	0	0	0	0	0	0	0	0	0	0	0	L	0-6	
12/09	at Texans	S	7	6	1	1.0	9.0	1	9	1	0	0	0	0	0	0	0	0	0	0	0	0	0	0	0	0	W	24-21
12/16	Cowboys	S	4	4	0	0	0	0	0	0	0	0	0	0	0	0	0	0	0	0	0	0	0	0	0	0	W	23-0
12/23	Giants	S	5	4	1	0	0	0	0	0	0	0	0	0	0	0	0	0	0	0	0	0	0	0	0	0	W	28-27
12/30	at Titans	S	4	3	1	0	0	0	0	1	16	16	0	2	0	0	0	0	0	0	0	0	0	0	0	0	W	33-17
<b>2018 TOTALS</b>			<b>15-15</b>	<b>76</b>	<b>63</b>	<b>13</b>	<b>1.5</b>	<b>13.0</b>	<b>4</b>	<b>10</b>	<b>2</b>	<b>3</b>	<b>52</b>	<b>32</b>	<b>0</b>	<b>11</b>	<b>1</b>	<b>0</b>	<b>0</b>	<b>0</b>	<b>1</b>	<b>0</b>	<b>1</b>	<b>0</b>	<b>0</b>	<b>0</b>	<b>0</b>	<b>10-6</b>

+ - Overtime

### 2019 GAME-BY-GAME REGULAR-SEASON STATISTICS (COLTS)

DATE	OPPONENT	P/S	TACKLES							INTERCEPTIONS				FUMBLES			ST			MISC		W/L	SCORE					
			TK	S	A	SK	YDS	TFL	YDS	QBH	NO	YDS	LG	TD	PD	FF	FR	TD	YDS	TK	S			A	FF	FR	S	A
09/08	at Chargers	S	4	3	1	0	0	0	0	0	0	0	0	0	0	0	0	0	0	0	0	0	0	0	0	0	L	24-30+
09/15	at Titans	S	3	2	1	0	0	0	0	0	0	0	0	0	0	0	0	0	0	0	0	0	0	0	0	0	W	19-17
09/22	Falcons	S	7	7	0	0	0	0	0	0	0	0	0	0	0	0	0	0	0	0	0	0	0	0	0	0	W	27-24
09/29	Raiders	S	4	3	1	0	0	0	0	0	0	0	0	0	0	0	0	0	0	0	0	0	0	0	0	0	L	24-31
10/06	at Chiefs	S	4	3	1	1.0	5.0	1	5	1	0	0	0	0	0	0	0	0	0	0	0	0	0	0	0	0	W	19-13
10/20	Texans																									W	30-23	
10/27	Broncos	S	6	4	2	0	0	0	0	0	0	0	0	0	0	0	0	0	0	0	0	0	0	0	0	0	W	15-13
11/03	at Steelers	S	8	7	1	0	0	0	0	1	35	35	0	1	0	0	0	0	0	0	0	0	0	0	0	0	L	24-26
11/10	Dolphins	S	5	5	0	0	0	1	2	0	0	0	0	0	0	1	0	0	1	0	0	0	0	0	0	0	L	12-16
11/17	Jaguars	S	8	8	0	1.0	9.0	1	9	1	0	0	0	0	1	0	0	0	0	0	0	0	0	0	0	0	W	33-13
11/21	at Texans	S	8	5	3	0	0	0	0	1	1	1	1	0	1	0	0	0	0	0	0	0	0	0	0	0	L	17-20
12/01	Titans	S	4	3	1	0.5	1.0	1	0	1	0	0	0	0	0	0	0	0	0	0	0	0	0	0	0	0	L	17-31
12/08	at Buccaneers																									L	35-38	
12/16	at Saints																									L	7-34	
12/22	Panthers																									W	38-6	
12/29	at Jaguars																									L	20-38	
<b>2019 TOTALS</b>			<b>11-11</b>	<b>61</b>	<b>50</b>	<b>11</b>	<b>2.5</b>	<b>15.0</b>	<b>4</b>	<b>16</b>	<b>4</b>	<b>2</b>	<b>36</b>	<b>35</b>	<b>0</b>	<b>3</b>	<b>0</b>	<b>1</b>	<b>0</b>	<b>1</b>	<b>0</b>	<b>0</b>	<b>0</b>	<b>0</b>	<b>0</b>	<b>0</b>	<b>0</b>	<b>7-9</b>

+ - Overtime





### 2020 GAME-BY-GAME REGULAR-SEASON STATISTICS (COLTS)

DATE	OPPONENT	P/S	TACKLES							INTERCEPTIONS				FUMBLES			ST			MISC		W/L	SCORE								
			TK	S	A	SK	YDS	TFL	YDS	QBH	NO	YDS	LG	TD	PD	FF	FR	TD	YDS	TK	S			A	FF	FR	S	A			
09/13	at Jaguars	P	2	2	0	0	0	0	0	0	0	0	0	1	0	0	0	0	0	0	0	0	0	0	0	L	20-27				
09/20	Vikings	S	5	4	1	0	0	0	0	0	1	16	16	0	2	0	0	0	0	0	0	0	0	0	0	W	28-11				
09/27	Jets	S	2	2	0	1	0	1	1	1	0	0	0	0	0	0	0	0	0	0	0	0	0	0	0	W	36-7				
10/04	at Bears	S	5	5	0	0	0	0	0	0	0	0	0	0	0	0	0	0	0	0	0	0	0	0	0	W	19-11				
10/11	at Browns	S	4	2	2	0	0	0	0	0	0	0	0	0	0	0	0	0	0	0	0	0	0	0	0	L	23-32				
10/18	Bengals	S	8	7	1	0	0	0	1	6	0	0	0	0	0	2	0	0	0	0	0	0	0	0	0	W	31-27				
11/01	at Lions	S	3	3	0	0	0	0	0	1	1	29	29	1	2	0	0	0	0	0	0	0	0	0	0	W	41-21				
11/08	Ravens	S	3	3	0	0	0	0	0	0	0	0	0	0	0	0	0	0	0	0	0	0	0	0	0	L	10-24				
11/12	at Titans	P	0	0	0	0	0	0	0	0	0	0	0	0	0	0	0	0	1	1	0	0	0	0	0	W	34-17				
11/22	Packers	S	10	10	0	0	0	0	0	0	0	0	0	0	0	0	0	0	0	0	0	0	0	0	0	W	34-31+				
11/29	Titans	S	3	3	0	0	0	0	0	0	0	0	0	0	0	0	0	0	0	0	0	0	0	0	0	L	26-45				
12/06	at Texans	S	8	6	2	0	0	0	0	0	1	0	0	0	3	0	0	0	0	0	0	0	0	0	0	W	26-20				
12/13	at Raiders	S	5	5	0	0	0	0	0	0	1	0	0	0	1	1	0	0	0	0	0	0	0	0	0	W	44-27				
12/20	Texans	S	7	6	1	0	0	0	1	2	0	0	0	0	0	0	0	0	0	0	0	0	0	0	0	W	27-20				
12/27	at Steelers	S	6	4	2	0	0	0	0	0	0	0	0	0	1	0	0	0	0	0	0	0	0	0	0	L	24-28				
01/03	Jaguars	S	8	5	3	1	0	0	1	1	1	0	0	0	0	1	0	0	0	0	0	0	0	0	0	W	28-14				
<b>2020 TOTALS</b>			<b>16-14</b>	<b>79</b>	<b>67</b>	<b>12</b>	<b>2.0</b>	<b>11.0</b>	<b>4</b>	<b>20</b>	<b>3</b>	<b>4</b>	<b>45</b>	<b>29T</b>	<b>1</b>	<b>13</b>	<b>1</b>	<b>0</b>	<b>0</b>	<b>0</b>	<b>0</b>	<b>1</b>	<b>1</b>	<b>0</b>	<b>0</b>	<b>0</b>	<b>0</b>	<b>0</b>	<b>0</b>	<b>0</b>	<b>11-5</b>

+ - Overtime

### 2021 GAME-BY-GAME REGULAR-SEASON STATISTICS (COLTS)

DATE	OPPONENT	P/S	TACKLES							INTERCEPTIONS				FUMBLES			ST			MISC		W/L	SCORE							
			TK	S	A	SK	YDS	TFL	YDS	QBH	NO	YDS	LG	TD	PD	FF	FR	TD	YDS	TK	S			A	FF	FR	S	A		
09/12	Seahawks	S	3	3	0	1	0	1	1	1	0	0	0	0	0	0	0	0	0	0	0	0	0	0	0	L	16-28			
09/19	Rams	S	8	7	1	0	0	0	0	0	0	0	0	0	0	0	0	0	0	0	0	0	0	0	0	L	24-27			
09/26	at Titans	S	7	7	0	0	0	1	1	0	1	32	32	0	2	0	0	0	0	0	0	0	0	0	0	L	16-25			
10/03	at Dolphins	S	3	1	2	0	0	0	0	0	0	0	0	0	0	0	0	0	0	0	0	0	0	0	0	W	27-17			
10/11	at Ravens	S	7	5	2	0	0	1	1	0	0	0	0	0	0	0	0	0	0	0	0	0	0	0	0	L	25-31+			
10/17	Texans	S	9	9	0	0	0	1	4	0	0	0	0	0	0	0	0	0	1	1	0	0	0	0	0	W	31-3			
10/24	at 49ers	S	7	5	2	0	0	0	0	0	0	0	0	0	0	0	0	0	0	0	0	0	0	0	0	W	30-18			
10/31	Titans	S	9	7	2	0	0	0	0	0	1	32	32	0	2	0	0	0	0	0	0	0	0	0	0	L	31-34+			
11/04	Jets	S	9	8	1	0	0	0	0	0	0	0	0	0	1	0	0	0	0	0	0	0	0	0	0	W	45-30			
11/14	Jaguars	S	5	4	1	0	0	0	0	0	0	0	0	0	3	0	0	0	0	0	0	0	0	0	0	W	23-17			
11/21	at Bills	S	3	1	2	0	0	0	0	0	1	14	14	0	1	0	0	0	0	0	0	0	0	0	0	W	41-15			
11/28	Buccaneers	S	2	1	1	0	0	0	0	0	0	0	0	0	0	0	0	0	0	0	0	0	0	0	0	L	31-38			
12/05	at Texans	S	4	3	1	0	0	0	0	0	1	0	0	0	2	1	0	0	0	0	0	0	0	0	0	W	31-0			
12/18	Patriots	S	6	5	1	0	0	0	1	3	0	0	0	0	2	0	0	0	0	0	0	0	0	0	0	W	27-17			
12/25	at Cardinals	S	4	3	1	0	0	0	0	0	0	0	0	0	0	0	0	0	0	0	0	0	0	0	0	W	22-16			
01/02	Raiders	S	5	4	1	0	0	0	0	0	0	0	0	0	0	0	0	0	0	0	0	0	0	0	0	L	20-23			
01/09	at Jaguars	S	10	8	2	0	0	0	1	1	0	0	0	0	0	0	0	0	0	0	0	0	0	0	0	L	11-26			
<b>2021 TOTALS</b>			<b>17-17</b>	<b>101</b>	<b>81</b>	<b>20</b>	<b>1.0</b>	<b>1.0</b>	<b>6</b>	<b>11</b>	<b>1</b>	<b>4</b>	<b>78</b>	<b>32</b>	<b>0</b>	<b>13</b>	<b>1</b>	<b>0</b>	<b>0</b>	<b>0</b>	<b>0</b>	<b>1</b>	<b>1</b>	<b>0</b>	<b>0</b>	<b>0</b>	<b>0</b>	<b>0</b>	<b>0</b>	<b>9-8</b>

+ - Overtime

### 2022 GAME-BY-GAME REGULAR-SEASON STATISTICS (COLTS)

DATE	OPPONENT	P/S	TACKLES							INTERCEPTIONS				FUMBLES			ST			MISC		W/L	SCORE							
			TK	S	A	SK	YDS	TFL	YDS	QBH	NO	YDS	LG	TD	PD	FF	FR	TD	YDS	TK	S			A	FF	FR	S	A		
09/11	at Texans	S	7	6	1	0	0	0	0	0	0	0	0	0	0	0	0	0	0	0	0	0	0	0	0	T	20-20			
09/18	at Jaguars	S	5	4	1	0	0	0	0	0	0	0	0	0	0	0	0	0	0	0	0	0	0	0	0	L	0-24			
09/25	Chiefs	S	2	2	0	0	0	0	0	0	0	0	0	1	0	0	0	0	0	0	0	0	0	0	0	W	20-17			
10/02	Titans	S	5	3	2	0	0	0	0	0	0	0	0	0	0	0	0	0	0	0	0	0	0	0	0	L	17-24			
10/06	at Broncos	S	6	6	0	0	0	1	2	0	0	0	0	0	1	0	0	0	0	0	0	0	0	0	0	W	12-9+			
10/16	Jaguars	S	2	1	1	0	0	0	0	0	0	0	0	0	0	0	0	0	0	0	0	0	0	0	0	W	34-27			
10/23	at Titans	S	4	3	1	1	0	7	1	7	1	0	0	0	0	0	0	0	0	0	0	0	0	0	0	L	10-19			
10/30	Commanders	S	9	6	3	0	0	1	7	0	0	0	0	0	0	0	0	0	0	0	0	0	0	0	0	L	16-17			
11/06	at Patriots	S	4	2	2	0	0	0	0	0	0	0	0	0	0	0	0	0	0	0	0	0	0	0	0	L	3-26			
11/13	at Raiders	S	7	6	1	0	0	1	3	0	0	0	0	0	1	0	0	0	0	0	0	0	0	0	0	W	25-20			
11/20	Eagles	S	4	4	0	0	0	0	0	0	0	0	0	0	0	0	0	0	0	0	0	0	0	0	0	L	16-17			
11/28	Steelers	S	10	7	3	0	0	0	0	0	0	0	0	1	0	0	0	0	0	0	0	0	0	0	0	L	17-24			
12/04	at Cowboys																									L	19-54			
12/17	at Vikings																									L	36-39+			
<b>2022 TOTALS</b>			<b>12-12</b>	<b>65</b>	<b>50</b>	<b>15</b>	<b>1.0</b>	<b>7.0</b>	<b>4</b>	<b>19</b>	<b>1</b>	<b>0</b>	<b>0</b>	<b>0</b>	<b>0</b>	<b>4</b>	<b>0</b>	<b>0</b>	<b>0</b>	<b>0</b>	<b>0</b>	<b>0</b>	<b>0</b>	<b>0</b>	<b>0</b>	<b>0</b>	<b>0</b>	<b>0</b>	<b>0</b>	<b>4-9-1</b>

+ - Overtime





### 2018 GAME-BY-GAME POSTSEASON STATISTICS (COLTS)

DATE	OPPONENT	P/S	TACKLES					INTERCEPTIONS				FUMBLES			ST				MISC		W/L	SCORE														
			TK	S	A	SK	YDS	TFL	YDS	QBH	NO	YDS	LG	TD	PD	FF	FR	TD	YDS	TK			S	A	FF	FR	S	A								
01/05	at Texans	S	6	5	1	1.0	9.0	1	9	2	1	10	10	0	2	0	0	0	0	0	0	0	0	0	0	0	0	0	0	0	0	0	0	0	W	21-7
01/12	at Chiefs	S	13	8	5	2.0	13.0	2	13	2	0	0	0	0	1	0	0	0	0	0	0	0	0	0	0	0	0	0	0	0	0	0	0	L	13-31	
<b>2018 TOTALS</b>		<b>2-2</b>	<b>19</b>	<b>13</b>	<b>6</b>	<b>3.0</b>	<b>22.0</b>	<b>3</b>	<b>22</b>	<b>4</b>	<b>1</b>	<b>10</b>	<b>10</b>	<b>0</b>	<b>3</b>	<b>0</b>	<b>0</b>	<b>0</b>	<b>0</b>	<b>0</b>	<b>0</b>	<b>0</b>	<b>0</b>	<b>0</b>	<b>0</b>	<b>0</b>	<b>0</b>	<b>0</b>	<b>0</b>	<b>0</b>	<b>0</b>	<b>0</b>	<b>1-1</b>			

### 2020 GAME-BY-GAME POSTSEASON STATISTICS (COLTS)

DATE	OPPONENT	P/S	TACKLES					INTERCEPTIONS				FUMBLES			ST				MISC		W/L	SCORE												
			TK	S	A	SK	YDS	TFL	YDS	QBH	NO	YDS	LG	TD	PD	FF	FR	TD	YDS	TK			S	A	FF	FR	S	A						
01/09	at Bills	S	5	4	1	0.0	0.0	0	0	0	0	0	0	0	0	0	0	0	0	0	0	0	0	0	0	0	0	0	0	0	0	0	L	24-27
<b>2020 TOTALS</b>		<b>1-1</b>	<b>5</b>	<b>4</b>	<b>1</b>	<b>0.0</b>	<b>0.0</b>	<b>0</b>	<b>0</b>	<b>0</b>	<b>0</b>	<b>0</b>	<b>0</b>	<b>0</b>	<b>0</b>	<b>0</b>	<b>0</b>	<b>0</b>	<b>0</b>	<b>0</b>	<b>0</b>	<b>0</b>	<b>0</b>	<b>0</b>	<b>0</b>	<b>0</b>	<b>0</b>	<b>0</b>	<b>0</b>	<b>0</b>	<b>0</b>	<b>0-1</b>		



# 21

# ZACK MOSS

RUNNING BACK



**ZACK MOSS:** ACQUIRED BY THE COLTS IN A TRADE WITH THE BUFFALO BILLS ON NOVEMBER 1, 2022.

**5-9 • 205 LBS**  
**NFL EXP: 3**  
**(1ST YEAR WITH THE COLTS)**  
**BORN: 12/16/97**



COLLEGE:  
**UTAH**

## 4TH-AND-SHORT

- In his first two seasons with the Buffalo Bills (2020-21), he appeared in 26 games and tallied 208 carries for 826 yards and eight touchdowns as well as 37 receptions for 292 yards and two touchdowns.
- He is cousins with former NFL wide receivers Santana Moss and Sinorice Moss.
- Named the 2019 Pac-12 Offensive Player of the Year.

### NFL HIGHLIGHTS

- He has played in 36 games in three seasons (2020-22) with the Bills and has registered 256 carries for 1,029 yards and eight touchdowns. Moss also has compiled 44 receptions for 319 yards and two touchdowns. He has also appeared in two postseason contests (one start).
- In 2022, he has appeared in 10 total games and has tallied 48 carries for 203 yards as well as seven receptions for 27 yards. In Week 15 at Minnesota, he paced the team in rushing with 24 carries for 81 yards. He set a single-game career-high in carries and tied his single-game career-high in rushing yards.
- He competed in 13 games in 2021 and recorded 96 carries for 345 yards and four touchdowns. He also added single-season career highs in receptions (23) and receiving yards (197) and also tallied one touchdown. He appeared in one postseason game and compiled one carry.
- In 2020, he saw action in 13 games and registered 112 rushes for 481 yards and four touchdowns as well as 14 receptions for 95 yards and one touchdown. In Week 8 vs. New England, he tallied 14 carries for 81 yards and two touchdowns. He became the first Bills rookie running back to record two rushing touchdowns in a single game since Karlos Williams in 2015. He also competed in one postseason contest and tallied seven carries for 21 yards as well as four receptions for 26 yards.





## COLLEGE HIGHLIGHTS

- Appeared in 45 games (36 starts) at Utah (2016-19) and totaled 712 carries for 4,067 yards and 38 touchdowns as well as 66 receptions for 685 yards and three touchdowns. He became the first player in school history to record three 1,000-yard rushing seasons. He set school records in carries, rushing yards, rushing touchdowns, total touchdowns (41) and 100-yard rushing games (18).
- As a senior, he was named First Team All-Pac-12 and Pac-12 Offensive Player of the Year after he saw action in 13 games (12 starts) and led the team in rushing with 1,416 yards on 235 carries with 15 touchdowns. Also added 28 receptions for 388 yards and two touchdowns.
- In 2018, he earned Second Team All-Pac-12 honors after he started all nine games he saw action in and tallied 179 rushes for 1,096 yards and 11 touchdowns as well as eight receptions for 50 yards and one touchdown.
- As a sophomore, he competed in all 13 games (12 starts) and had team highs in carries (214), rushing yards (1,173) and rushing touchdowns (10). Also contributed 29 receptions for 243 yards.
- In 2016, he saw action in 10 games (three starts) and recorded 84 carries for 382 yards and two touchdowns as well as one reception for four yards.

## PERSONAL

- Attended Hallandale (Fla.) High School.
- As a senior, he tallied 145 carries for 1,098 yards and 27 touchdowns as well as 25 receptions for 425 yards and four touchdowns.
- Played the first three seasons of his high school career at Mater Academy Charter.
- He is cousins with former NFL wide receivers Santana Moss and Sinorice Moss.
- Majored in communication.
- A native of Hialeah Gardens, Fla.

## ADDITIONAL TRANSACTIONS

- Selected by the Buffalo Bills in the third round (86th overall) in the 2020 NFL Draft.

## ZACK MOSS' - NFL REGULAR SEASON STATISTICS

DATE	TEAM	RUSHING								RECEIVING			
		GP	GS	NO.	YDS.	AVG.	LG	TD	NO.	YDS.	AVG.	LG	TD
2020	Bills	13	0	112	481	4.3	31	4	14	95	6.8	20	1
2021	Bills	13	0	96	345	3.6	17	4	23	197	8.6	24	1
2022	Bills	5	0	17	91	5.4	43	0	7	27	3.9	8	0
Went from <b>Buffalo</b> to <b>Indianapolis</b> .													
2022	Colts	5	0	31	112	3.6	11	0	0	0	0.0	0	0
2022	TOTAL	10	0	48	203	4.2	43	0	7	27	3.9	8	0
<b>TOTALS</b>		<b>36</b>	<b>0</b>	<b>256</b>	<b>1,029</b>	<b>4.0</b>	<b>43</b>	<b>8</b>	<b>44</b>	<b>319</b>	<b>7.3</b>	<b>24</b>	<b>2</b>

## ZACK MOSS' - NFL POSTSEASON STATISTICS

DATE	TEAM	RUSHING								RECEIVING			
		GP	GS	NO.	YDS.	AVG.	LG	TD	NO.	YDS.	AVG.	LG	TD
2020	Bills	1	1	7	21	3.0	8	0	4	26	6.5	10	0
2021	Bills	1	0	1	0	0.0	0	0	0	0	0.0	0	0
<b>TOTALS</b>		<b>2</b>	<b>1</b>	<b>8</b>	<b>21</b>	<b>2.6</b>	<b>8</b>	<b>0</b>	<b>4</b>	<b>26</b>	<b>6.5</b>	<b>10</b>	<b>0</b>



## ZACK MOSS' - NFL REGULAR SEASON STATISTICS

DATE	TEAM	KICKOFF RETURNS					PUNT RETURNS					
		RET.	YDS.	AVG.	LG	TD	NO.	FC	YDS.	AVG.	LG	TD
2020	Bills	0	0	0.0	0	0	0	0	0	0.0	0	0
2021	Bills	0	0	0.0	0	0	0	0	0	0.0	0	0
2022	Bills	0	0	0.0	0	0	0	0	0	0.0	0	0
2022	Colts	0	0	0.0	0	0	0	0	0	0.0	0	0
2022	TOTAL	0	0	0.0	0	0	0	0	0	0.0	0	0
<b>TOTALS</b>		<b>0</b>	<b>0</b>	<b>0.0</b>	<b>0</b>	<b>0</b>	<b>0</b>	<b>0</b>	<b>0</b>	<b>0.0</b>	<b>0</b>	<b>0</b>

## ZACK MOSS' - NFL POSTSEASON STATISTICS

DATE	TEAM	KICKOFF RETURNS					PUNT RETURNS					
		RET.	YDS.	AVG.	LG	TD	NO.	FC	YDS.	AVG.	LG	TD
2020	Bills	0	0	0.0	0	0	0	0	0	0.0	0	0
2021	Bills	0	0	0.0	0	0	0	0	0	0.0	0	0
<b>TOTALS</b>		<b>0</b>	<b>0</b>	<b>0.0</b>	<b>0</b>	<b>0</b>	<b>0</b>	<b>0</b>	<b>0</b>	<b>0.0</b>	<b>0</b>	<b>0</b>

### SINGLE-GAME HIGHS: RUSHING/RECEIVING

<b>Rush Attempts</b>	24 at Minnesota Vikings, Dec 17, 2022 14 vs. Houston Texans, Oct 03, 2021 ...1 more at 14.	<b>Receiving Average</b>	18.3 at Kansas City Chiefs, Oct 10, 2021 10.3 vs. Washington Football Team, Sep 26, 2021 8.3 at New York Jets, Oct 25, 2020
<b>Rushing Yards</b>	81 at Minnesota Vikings, Dec 17, 2022 ...2 more at 81.	<b>Longest Receptions</b>	24 at Kansas City Chiefs, Oct 10, 2021 20 vs. Seattle Seahawks, Nov 08, 2020 17 vs. Washington Football Team, Sep 26, 2021 ...1 more at 17.
<b>Rushing Average</b>	6.7 at New York Jets, Oct 25, 2020 6.6 vs. Los Angeles Chargers, Nov 29, 2020 6.2 at Denver Broncos, Dec 19, 2020	<b>Receiving TDs</b>	1 vs. Washington Football Team, Sep 26, 2021 ...1 more at 1.
<b>Longest Runs</b>	43 at Miami Dolphins, Sep 25, 2022 31 vs. Los Angeles Chargers, Nov 29, 2020 26 at Denver Broncos, Dec 19, 2020 ...1 more at 26.	<b>All-Purpose Yards</b>	92 at Kansas City Chiefs, Oct 10, 2021 91 vs. Washington Football Team, Sep 26, 2021 81 at Minnesota Vikings, Dec 17, 2022 ...2 more at 81.
<b>Rushing TDs</b>	2 at Miami Dolphins, Sep 19, 2021 ...1 more at 2.	<b>Most TDs</b>	2 at Miami Dolphins, Sep 19, 2021 ...1 more at 2.
<b>Receptions</b>	6 at Los Angeles Rams, Sep 08, 2022 ...1 more at 6.	<b>Miscellaneous Tackles</b>	1 at New York Jets, Nov 14, 2021
<b>Receiving Yards</b>	55 at Kansas City Chiefs, Oct 10, 2021 39 vs. Miami Dolphins, Oct 31, 2021 31 vs. Washington Football Team, Sep 26, 2021		

### SINGLE-GAME HIGHS - POSTSEASON: RUSHING/RECEIVING

<b>Rush Attempts</b>	7 vs. Indianapolis Colts, Jan 09, 2021 1 vs. New England Patriots, Jan 15, 2022	<b>Receiving Yards</b>	26 vs. Indianapolis Colts, Jan 09, 2021
<b>Rushing Yards</b>	21 vs. Indianapolis Colts, Jan 09, 2021	<b>Receiving Average</b>	6.5 vs. Indianapolis Colts, Jan 09, 2021
<b>Rushing Average</b>	3.0 vs. Indianapolis Colts, Jan 09, 2021	<b>Longest Receptions</b>	10 vs. Indianapolis Colts, Jan 09, 2021 7 vs. Indianapolis Colts, Jan 09, 2021 ...1 more at 7.
<b>Longest Runs</b>	8 vs. Indianapolis Colts, Jan 09, 2021 6 vs. Indianapolis Colts, Jan 09, 2021 3 vs. Indianapolis Colts, Jan 09, 2021 ...1 more at 3.	<b>All-Purpose Yards</b>	47 vs. Indianapolis Colts, Jan 09, 2021
<b>Receptions</b>	4 vs. Indianapolis Colts, Jan 09, 2021		





## 2020 GAME-BY-GAME REGULAR-SEASON STATISTICS (BILLS)

DATE	OPPONENT	P/S	RUSHING					RECEIVING					W/L	SCORE
			NO.	YDS.	AVG.	LG	TD	NO.	YDS.	AVG.	LG	TD		
09/13	Jets	P	9	11	1.2	7	0	3	16	5.3	8	1	W	27-17
09/20	at Dolphins	P	8	37	4.6	14	0	0	0	0.0	0	0	W	31-28
09/27	Rams							ON INACTIVE LIST					W	35-32
10/04	at Raiders							ON INACTIVE LIST					W	30-23
10/13	at Titans							ON INACTIVE LIST					L	16-42
10/19	Chiefs	P	5	10	2.0	4	0	0	0	0.0	0	0	L	17-26
10/25	at Jets	P	7	47	6.7	26	0	3	25	8.3	17	0	W	18-10
11/01	Patriots	P	14	81	5.8	21	2	0	0	0.0	0	0	W	24-21
11/08	Seahawks	P	9	18	2.0	7	1	2	30	15.0	20	0	W	44-34
11/15	at Cardinals	P	7	20	2.9	14	0	1	-3	-3.0	-3	0	L	30-32
11/29	Chargers	P	9	59	6.6	31	0	2	9	4.5	7	0	W	27-17
12/07	at 49ers	P	3	9	3.0	7	0	1	5	5.0	5	0	W	34-24
12/13	Steelers	P	13	43	3.3	13	0	0	0	0.0	0	0	W	26-15
12/19	at Broncos	P	13	81	6.2	26	0	0	0	0.0	0	0	W	48-19
12/28	at Patriots	P	12	57	4.8	12	1	1	0	0.0	0	0	W	38-9
01/03	Dolphins	P	3	8	2.7	4	0	1	13	13.0	13	0	W	56-26
<b>2020 TOTALS</b>		<b>13-0</b>	<b>112</b>	<b>481</b>	<b>4.3</b>	<b>31</b>	<b>4</b>	<b>14</b>	<b>95</b>	<b>6.8</b>	<b>20</b>	<b>1</b>	<b>13-3</b>	

## 2021 GAME-BY-GAME REGULAR-SEASON STATISTICS (BILLS)

DATE	OPPONENT	P/S	RUSHING					RECEIVING					W/L	SCORE
			NO.	YDS.	AVG.	LG	TD	NO.	YDS.	AVG.	LG	TD		
09/12	Steelers							ON INACTIVE LIST					L	16-23
09/19	at Dolphins	P	8	26	3.3	10	2	2	8	4.0	6	0	W	35-0
09/26	Football Team	P	13	60	4.6	9	0	3	31	10.3	17	1	W	43-21
10/03	Texans	P	14	61	4.4	17	1	0	0	0.0	0	0	W	40-0
10/10	at Chiefs	P	11	37	3.4	8	0	3	55	18.3	24	0	W	38-20
10/18	at Titans	P	8	24	3.0	7	0	2	15	7.5	12	0	L	31-34
10/31	Dolphins	P	8	19	2.4	7	0	6	39	6.5	15	0	W	26-11
11/07	at Jaguars	P	3	6	2.0	7	0	2	18	9.0	13	0	L	6-9
11/14	at Jets	P	7	27	3.9	11	1	0	0	0.0	0	0	W	45-17
11/21	Colts	P	3	5	1.7	3	0	0	0	0.0	0	0	L	15-41
11/25	at Saints							INACTIVE					W	31-6
12/06	Patriots	P	8	21	2.6	4	0	2	12	6.0	7	0	L	10-14
12/12	at Buccaneers							ON INACTIVE LIST					L	27-33+
12/19	Panthers							ON INACTIVE LIST					W	31-14
12/26	at Patriots	P	3	12	4.0	6	0	1	13	13.0	13	0	W	33-21
01/02	Falcons	P	5	39	7.8	12	0	0	0	0.0	0	0	W	29-15
01/09	Jets	P	5	8	1.6	5	0	2	6	3.0	3	0	W	27-10
<b>2021 TOTALS</b>		<b>13-0</b>	<b>96</b>	<b>345</b>	<b>3.6</b>	<b>17</b>	<b>4</b>	<b>23</b>	<b>197</b>	<b>8.6</b>	<b>24</b>	<b>1</b>	<b>11-6</b>	

+ - Overtime

## 2022 GAME-BY-GAME REGULAR-SEASON STATISTICS (BILLS/COLTS)

DATE	OPPONENT	P/S	RUSHING					RECEIVING					W/L	SCORE
			NO.	YDS.	AVG.	LG	TD	NO.	YDS.	AVG.	LG	TD		
09/08	at Rams	P	6	15	2.5	8	0	6	21	3.5	8	0	W	31-10
09/19	Titans	P	3	17	5.7	17	0	0	0	0.0	0	0	W	41-7
09/25	at Dolphins	P	4	46	11.5	43	0	1	6	6.0	6	0	L	19-21
10/02	at Ravens	P	3	6	2.0	5	0	0	0	0.0	0	0	W	23-20
10/09	Steelers	P	1	7	7.0	7	0	0	0	0.0	0	0	W	38-3
10/16	at Chiefs							ON INACTIVE LIST					W	24-20
10/30	Packers							DID NOT PLAY (NON-INJURY) Went from <b>Bills</b> to <b>Colts</b> .					W	27-17
11/06	at Patriots							INACTIVE					L	3-26
11/13	at Raiders	P	1	4	4.0	4	0	0	0	0.0	0	0	W	25-20
11/20	Eagles	P	2	7	3.5	7	0	0	0	0.0	0	0	L	16-17
11/28	Steelers	P	1	2	2.0	2	0	0	0	0.0	0	0	L	17-24
12/04	at Cowboys	P	3	18	6.0	9	0	0	0	0.0	0	0	L	19-54
12/17	at Vikings	P	24	81	3.4	11	0	0	0	0.0	0	0	L	36-39+
<b>2022 TOTALS</b>		<b>10-0</b>	<b>48</b>	<b>203</b>	<b>4.2</b>	<b>43</b>	<b>0</b>	<b>7</b>	<b>27</b>	<b>3.9</b>	<b>8</b>	<b>0</b>	<b>7-6</b>	

+ - Overtime



## 2020 GAME-BY-GAME POSTSEASON STATISTICS (BILLS)

DATE	OPPONENT	P/S	RUSHING				RECEIVING				TD	W/L	SCORE	
			NO.	YDS.	AVG.	LG	NO.	YDS.	AVG.	LG				
01/09	Colts	S	7	21	3.0	8	0	4	26	6.5	10	0	W	27-24
01/16	Ravens												W	17-3
01/24	at Chiefs												L	24-38
<b>2020 TOTALS</b>		<b>1-1</b>	<b>7</b>	<b>21</b>	<b>3.0</b>	<b>8</b>	<b>0</b>	<b>4</b>	<b>26</b>	<b>6.5</b>	<b>10</b>	<b>0</b>	<b>2-1</b>	

## 2021 GAME-BY-GAME POSTSEASON STATISTICS (BILLS)

DATE	OPPONENT	P/S	RUSHING				RECEIVING				TD	W/L	SCORE	
			NO.	YDS.	AVG.	LG	NO.	YDS.	AVG.	LG				
01/15	Patriots	P	1	0	0.0	0	0	0	0	0.0	0	0	W	47-17
01/23	at Chiefs												L	36-42+
<b>2021 TOTALS</b>		<b>1-0</b>	<b>1</b>	<b>0</b>	<b>0.0</b>	<b>0</b>	<b>0</b>	<b>0</b>	<b>0</b>	<b>0.0</b>	<b>0</b>	<b>0</b>	<b>1-1</b>	

+ - Overtime

# 56 QUENTON NELSON

GUARD

AP AP AP AP  
2ND TEAM 2ND TEAM 2ND TEAM 2ND TEAM  
2ND TEAM



**QUENTON NELSON:** SELECTED BY THE COLTS IN THE FIRST ROUND (SIXTH OVERALL) OF THE 2018 NFL DRAFT.

**6-5 • 330 LBS**

**NFL EXP: 5**  
**(5TH YEAR WITH THE COLTS)**  
**BORN: 3/19/96**

**ND** COLLEGE:  
**NOTRE DAME**

## 4TH-AND-SHORT

- 4x All-Pro selection (2018-20, First Team; 2021, Second Team). First player in franchise history to earn First Team All-Pro honors in his first three seasons, and only the fifth NFL player since the 1970 merger.
- 4x Pro Bowl selection. He is only the second player in team history to earn Pro Bowl honors his first four seasons (Alan Ameche, 1955-58).
- In his first four seasons, he started all 61 games he's appeared in.
- Part of a Colts offensive line that is tied for the fewest sacks allowed since 2018.
- Has volunteered at the Colts Youth Football Camp, Uniform Blitz, annual Playground Build, a visit to Simon Cancer Center and Caroling at Riley Hospital for Children.

## DOWN THE STRETCH

**Favorite football memory:** Playing in the LSU game. That was our last game at Notre Dame and we capped it off by winning. It was a great game.

**Who is someone you look up to:** My father and my brother.

**What did you want to be growing up:** I think I wanted to be a basketball player at first. Then, as I got older, I realized football was my true calling.

**What is a superpower you'd like to have:** Laser vision

**Favorite TV show:** "Game of Thrones"

**Hobbies outside of football:** Fishing

**Pregame ritual:** I usually just go out on the field and stretch, warmup and walk through some plays. I walk through my footwork and do some pass sets. Then I am game ready.

**Bucket list:** I want to go see Europe.

**Mentors:** My position coach at Notre Dame, Coach Hiestand, Nick Martin and Ronnie Stanley. They were all big mentors and teachers for me that taught me a lot.

**When did you face adversity:** I would say my freshman year in college dealing with the academics at Notre Dame and with going to another level of football. It was a hard transition, but one that was awesome for me.



@BIGQ56

@QUENTON\_NELSON

# 56 QUENTON NELSON

GUARD

AP AP AP AP  
2ND TEAM 2ND TEAM 2ND TEAM 2ND TEAM  
2ND TEAM



### 3X FIRST TEAM ALL-PRO

Nelson was named Associated Press First Team All-Pro for the third consecutive season in 2020. Nelson became the first player in franchise history to be selected Associated Press First Team All-Pro in his first three seasons. He also became the first offensive lineman and the fifth player since the 1970 NFL/AFL merger to be named Associated Press First Team All-Pro in his first three seasons, joining Barry Sanders, Keith Jackson, Lawrence Taylor and Earl Campbell. Nelson is the first Colts player to earn Associated Press First Team All-Pro honors in three consecutive seasons since Peyton Manning (2003-05). He has the most total All-Pro selections and the most First Team All-Pro selections by a guard in franchise history.



### FIRST TIME SINCE 1965

Nelson and teammate Darius Leonard were both named AP First Team All-Pro in 2018. Nelson and Leonard joined Pro Football Hall of Famers Dick Butkus and Gale Sayers (Chicago, 1965) as the second pair of rookie teammates to be selected First Team All-Pro since the Associated Press started selecting All-Pro teams in 1940. Nelson started all 16 games at left guard and played all 1,136 of the Colts' offensive snaps in 2018. He was part of an offensive line that allowed the fewest sacks in the NFL (18.0) and had the lowest sacks allowed per pass attempt rate (2.7 percent). Nelson assisted with an offense that ranked in the top-10 in points per game (27.1, fifth), yards per game (386.2, seventh) and passing yards per game (278.8, sixth). From Weeks 5-12, quarterback Andrew Luck attempted 239 passes without being sacked, which was the third-longest streak in NFL history. Nelson also helped pave the way for running back Marlon Mack to register four 100-yard rushing games in 2018.



### ROOKIE OF THE MONTH

In 2018, Nelson was named NFL Offensive Rookie of the Month for the month of October. He became the first guard in NFL history and the seventh offensive lineman overall to win Rookie of the Month honors. In Weeks 5-8, Indianapolis scored 30 or more points in three straight games for the first time since 2010. Nelson provided protection for Andrew Luck, who was sacked only one time in October. In Weeks 7 and 8, the Colts rushed for over 200 yards in two straight games for the first time in the same season since 1985.



### BORN FOR THE BIG STAGE

Nelson has always been big. He was born at 10 pounds and 10 ounces and continued growing from there. He was so big that when he played Pop Warner football, he played with kids two years older than him and was forced to lose 20 pounds before each season. Nelson was referenced by his Notre Dame teammates as a refrigerator.



### NFL HIGHLIGHTS

- Has started all 75 games he has played in during his five seasons with the Colts. Has started three postseason contests.
- Has started 14 games in 2022 and helped Jonathan Taylor rush for 161 yards in Week 1 at Houston. In Week 6 vs. Jacksonville, he was part of an offensive line that did not allow a sack in 58 pass attempts, which marks the most pass attempts in franchise history without allowing a sack. In Week 10 at Las Vegas, he was part of an offensive line that paved the way for the Colts to rush for 207 yards.
- In 2021, he was named a Second Team Associated Press All-Pro and to his fourth consecutive Pro Bowl after he started 13 games and helped Jonathan Taylor rush for 100 yards in seven games. He helped block for Taylor, who led the NFL in rushing yards and rushing touchdowns
- Earned Associated Press First Team All-Pro and PFWA All-NFL Team honors after he started all 16 games in 2020 and helped the offensive line allow zero sacks in four different games. He was selected to his third consecutive Pro Bowl. In Week 6 vs. Cincinnati, he



@BIGQ56



@QUENTON\_NELSON

# 56 QUENTON NELSON

GUARD



## NFL HIGHLIGHTS CONT...

helped block for Philip Rivers, who threw for a season-best 371 yards. In Week 14 at Las Vegas, he helped the offense allow zero sacks and the offense rush for 212 yards. In Week 17 vs. Jacksonville, he helped pave the way for Jonathan Taylor who rushed for a franchise-record 253 yards. Started one postseason game and helped the offensive line allow no sacks.

- Started all 16 games at left guard in 2019 and helped Marlon Mack become the first Colts 1,000-yard single-season rusher since 2016. In Week 1, he helped Mack rush for a career-high 174 yards. It was the most by a Colts running back since Dominic Rhodes rushed for 177 yards against Atlanta in 2001. In Week 11 vs. Jacksonville, he helped the Colts rush for 264 yards, which was the 12th-highest total in team history and the most for the Colts since 11/21/04 against Chicago (275).
- In 2019, was named First Team All-Pro by both the Associated Press and *Sporting News* for the second consecutive season. Nelson became the first player in franchise history to be selected Associated Press First Team All-Pro in his first two seasons. He also became the first offensive lineman and the seventh player since the 1970 NFL/AFL merger to be named Associated Press First Team All-Pro in his first two seasons, joining Devin Hester, Barry Sanders, Keith Jackson, Eric Dickerson, Lawrence Taylor and Earl Campbell.
- He was also selected to the Pro Bowl for the second consecutive season. Nelson became just the fifth player in team history to earn Pro Bowl honors in his first two seasons, joining Andrew Luck, Edgerrin James, Marshall Faulk and Alan Ameche. He also became the first offensive lineman in the NFL to do it in his first two seasons since Zack Martin and was the first Colts player to be selected to back-to-back Pro Bowls since T.Y. Hilton following the 2016 and 2017 seasons.
- Named to the 2019 PFWA All-NFL and All-AFC teams.
- Started all 16 games in 2018 at left guard. Was part of an offensive line that ranked first in the NFL for the fewest sacks allowed. He was one of five rookies to start Week 1 vs. Cincinnati for the Colts. Also helped protect Andrew Luck during a 464-yard, four touchdown performance in Week 4 vs. Houston. In Weeks 7 and 8, he started both games and helped the Colts rush for over 200 yards in back-to-back games, which was the first time in the same season since 1985. Was part of an offensive line that didn't allow a sack in five straight games, which tied the New York Giants (2010) and Tennessee Titans (2008) for the third-longest streak since 1982. He was named to his first Pro Bowl and was the first rookie Colts offensive lineman to make the Pro Bowl since 1983 when Chris Hinton did it. Started two postseason games and helped the Colts rush for a postseason franchise-record 200 yards during the AFC Wild Card weekend.
- Nelson was named AP First-Team All-Pro. Nelson and Darius Leonard joined Alan Ameche (1955), Milt Davis (1957) and Edgerrin James (1999) as the only Colts rookies to be selected AP First Team All-Pro. Leonard

## NFL HIGHLIGHTS CONT...

and Nelson became the first rookie tandem to be named AP First Team All-Pro since Dick Butkus and Gale Sayers (Chicago) did it in 1965.

- Nelson was named to the *Sporting News* All-Pro Team as well as the PFWA All-NFL, All-AFC and All-Rookie Teams.

## COLLEGE HIGHLIGHTS

- Started 36-of-37 career games at Notre Dame at left guard.
- As a senior in 2017, named a unanimous All-America selection.
- Earned Second Team All-America honors from The Associated Press and *Sports Illustrated* in 2016.
- Surrendered just 3.0 sacks, none in the last two years, and four quarterback hits, two in the last two years, in 2,474 career snaps.
- As a team captain in 2017, started all 13 games at left guard and helped win the program's first Citrus Bowl appearance by defeating LSU, 21-17.
- Became the 34th unanimous All-American in Notre Dame history, the first Irish offensive lineman to earn such an honor since tackle Aaron Taylor in 1993 and Notre Dame's sixth-ever unanimous All-American offensive lineman.
- Named First Team All-America by the Football Writers Association of America, *The Sporting News*, The Walter Camp Football Foundation, The Associated Press and the American Football Coaches Association (AFCA).
- Was one of three finalists for the Outland Trophy, an award given to the nation's top interior lineman.
- Named Notre Dame's 2017 Monogram Club Most Valuable Player after spearheading an offensive line that won the Joe Moore Award as college football's most outstanding offensive line.
- Surrendered zero sacks, one quarterback hit and three quarterback hurries in 883 offensive snaps.
- Started all 12 games at left guard in 2016 and was named Notre Dame Offensive Lineman of the Year.
- Was part of an offensive line that paved the way for 417.6 total yards per game.
- Started 11-of-12 games at left guard in 2015 on an offensive line which was a finalist for the inaugural Joe Moore Award.
- Assisted the Irish to a 10-3 record and an appearance in the Fiesta Bowl vs. Ohio State.
- Part of an offensive line that helped the Irish average 5.63 rushing yards per carry (eighth-best in the FBS) – a modern (post WWII) school record.
- The Irish ranked 27th nationally in total offense, averaging 466.4 yards per game, its third-best mark since setting a school record in 1970 by averaging 510.5 yards per game.
- Spent his 2014 freshman season on the scout team and did not see the field.

# 56 QUENTON NELSON

GUARD



## PERSONAL

- Attended Red Bank Catholic (N.J.) High School and garnered Second Team All-America honors from *USA Today* and *MaxPreps* in 2013. Also named an Honorable Mention All-America selection by *Parade Prep*.
- Named to *USA Today* American Family Insurance All-USA New Jersey team for 2013.
- Selected to MSG Varsity all-New Jersey squad.
- Played in the U.S. Army All-American Bowl in San Antonio.
- In 2013, his team finished 9-1 and averaged 279.0 rushing yards and 43.5 points per game.
- Registered 61 tackles and 3.0 sacks on defense.
- Named to *MaxPreps* Junior All-America 2012 second team.
- Helped Red Bank earn a New Jersey state title in 2012 after registering 42 tackles and 7.0 sacks en route to earning second-team all-state honors from the *Newark Star-Ledger*.
- Also assisted with an offense that averaged 38 points and 341.0 yards per game on offense in 2012.
- Participated in the NFL's My Cause My Cleats initiative and represented The V Foundation (2021) and The Andrew Weishar Foundation (2018-19).
- In 2020, he participated in many Colts community initiatives, including three mobile pantry distributions and attending a Marion County Juvenile Detention Center activation event.
- Volunteered at numerous community events with the Colts in 2019, including the Colts Youth Football Camp, Uniform Blitz, annual Playground Build, Team Smile, a visit to Simon Cancer Center and Caroling at Riley Hospital for Children.
- A native of Red Bank, N.J.

## QUENTON NELSON'S - NFL REGULAR SEASON STATISTICS

DATE	TEAM	GP	GS
2018	Colts	16	16
2019	Colts	16	16
2020	Colts	16	16
2021	Colts	13	13
2022	Colts	14	14
<b>TOTALS</b>		<b>75</b>	<b>75</b>



@BIGQ56



@QUENTON\_NELSON



## QUENTON NELSON'S - NFL POSTSEASON STATISTICS

DATE	TEAM	GP	GS
2018	Colts	2	2
2020	Colts	1	1
<b>TOTALS</b>		<b>3</b>	<b>3</b>

## 2018 GAME-BY-GAME REGULAR-SEASON STATISTICS (COLTS)

DATE	OPPONENT	P/S	W/L	SCORE
09/09	Bengals	S	L	23-34
09/16	at Redskins	S	W	21-9
09/23	at Eagles	S	L	16-20
09/30	Texans	S	L	34-37+
10/04	at Patriots	S	L	24-38
10/14	at Jets	S	L	34-42
10/21	Bills	S	W	37-5
10/28	at Raiders	S	W	42-28
11/11	Jaguars	S	W	29-26
11/18	Titans	S	W	38-10
11/25	Dolphins	S	W	27-24
12/02	at Jaguars	S	L	0-6
12/09	at Texans	S	W	24-21
12/16	Cowboys	S	W	23-0
12/23	Giants	S	W	28-27
12/30	at Titans	S	W	33-17
<b>2018 TOTALS</b>	<b>16-16</b>		<b>10-6</b>	

+ - Overtime

## 2019 GAME-BY-GAME REGULAR-SEASON STATISTICS (COLTS)

DATE	OPPONENT	P/S	W/L	SCORE
09/08	at Chargers	S	L	24-30+
09/15	at Titans	S	W	19-17
09/22	Falcons	S	W	27-24
09/29	Raiders	S	L	24-31
10/06	at Chiefs	S	W	19-13
10/20	Texans	S	W	30-23
10/27	Broncos	S	W	15-13
11/03	at Steelers	S	L	24-26
11/10	Dolphins	S	L	12-16
11/17	Jaguars	S	W	33-13
11/21	at Texans	S	L	17-20
12/01	Titans	S	L	17-31
12/08	at Buccaneers	S	L	35-38
12/16	at Saints	S	L	7-34
12/22	Panthers	S	W	38-6
12/29	at Jaguars	S	L	20-38
<b>2019 TOTALS</b>	<b>16-16</b>		<b>7-9</b>	

+ - Overtime





### 2020 GAME-BY-GAME REGULAR-SEASON STATISTICS (COLTS)

DATE	OPPONENT	P/S	W/L	SCORE
09/13	at Jaguars	S	L	20-27
09/20	Vikings	S	W	28-11
09/27	Jets	S	W	36-7
10/04	at Bears	S	W	19-11
10/11	at Browns	S	L	23-32
10/18	Bengals	S	W	31-27
11/01	at Lions	S	W	41-21
11/08	Ravens	S	L	10-24
11/12	at Titans	S	W	34-17
11/22	Packers	S	W	34-31+
11/29	Titans	S	L	26-45
12/06	at Texans	S	W	26-20
12/13	at Raiders	S	W	44-27
12/20	Texans	S	W	27-20
12/27	at Steelers	S	L	24-28
01/03	Jaguars	S	W	28-14
<b>2020 TOTALS</b>	<b>16-16</b>		<b>11-5</b>	

+ - Overtime

### 2021 GAME-BY-GAME REGULAR-SEASON STATISTICS (COLTS)

DATE	OPPONENT	P/S	W/L	SCORE
09/12	Seahawks	S	L	16-28
09/19	Rams	S	L	24-27
09/26	at Titans	S	L	16-25
10/03	at Dolphins		W	27-17
10/11	at Ravens		L	25-31+
10/17	Texans		W	31-3
10/24	at 49ers	S	W	30-18
10/31	Titans	S	L	31-34+
11/04	Jets	S	W	45-30
11/14	Jaguars	S	W	23-17
11/21	at Bills	S	W	41-15
11/28	Buccaneers	S	L	31-38
12/05	at Texans	S	W	31-0
12/18	Patriots	S	W	27-17
12/25	at Cardinals		W	22-16
01/02	Raiders	S	L	20-23
01/09	at Jaguars	S	L	11-26
<b>2021 TOTALS</b>	<b>13-13</b>		<b>9-8</b>	

+ - Overtime

### 2022 GAME-BY-GAME REGULAR-SEASON STATISTICS (COLTS)

DATE	OPPONENT	P/S	W/L/T	SCORE
09/11	at Texans	S	T	20-20
09/18	at Jaguars	S	L	0-24
09/25	Chiefs	S	W	20-17
10/02	Titans	S	L	17-24
10/06	at Broncos	S	W	12-9+
10/16	Jaguars	S	W	34-27
10/23	at Titans	S	L	10-19
10/30	Commanders	S	L	16-17
11/06	at Patriots	S	L	3-26
11/13	at Raiders	S	W	25-20
11/20	Eagles	S	L	16-17
11/28	Steelers	S	L	17-24
12/04	at Cowboys	S	L	19-54
12/17	at Vikings	S	L	36-39+
<b>2022 TOTALS</b>	<b>14-14</b>		<b>4-9-1</b>	

+ - Overtime





# 56

# QUENTON NELSON

GUARD

AP  
2ND TEAM

AP AP AP  
2ND TEAM 2ND TEAM 2ND TEAM



### 2018 GAME-BY-GAME POSTSEASON STATISTICS (COLTS)

DATE	OPPONENT	P/S	W/L	SCORE
01/05	at Texans	S	W	21-7
01/12	at Chiefs	S	L	13-31
<b>2018 TOTALS</b>		<b>2-2</b>	<b>1-1</b>	

### 2020 GAME-BY-GAME POSTSEASON STATISTICS (COLTS)

DATE	OPPONENT	P/S	W/L	SCORE
01/09	at Bills	S	L	24-27
<b>2020 TOTALS</b>		<b>1-1</b>	<b>0-1</b>	



@BIGQ56



@QUENTON\_NELSON

# 91

# YANNICK NGAKOUÉ

DEFENSIVE END

(yah-NEEK in-GAH-kway)



**YANNICK NGAKOUÉ**: ACQUIRED  
BY THE COLTS IN A TRADE WITH THE LAS  
VEGAS RAIDERS ON MARCH 16, 2022.

**6-2 • 246 LBS**

**NFL EXP: 7**  
**(1ST YEAR WITH THE COLTS)**  
**BORN: 3/31/95**



**COLLEGE:**  
**MARYLAND**

## 4TH-AND-SHORT

- 1x Pro Bowl selection (2017).
- In his first six seasons, he recorded 173 tackles (145 solo), 57.0 tackles for loss, 55.5 sacks, 13 passes defended, two interceptions (one returned for a touchdown), 20 forced fumbles and three fumble recoveries in 95 games (87 starts).
- One of just three players to register at least 8.0 sacks in each of the last six seasons.
- Since 2016, he is tied for fourth in the NFL in forced fumbles.
- Ranks second in Jaguars franchise history in career sacks (37.5).

### *TOUGH UPBRINGING TO BETTER DAYS*

Ngakoué grew up in Washington, D.C. in a tough environment. His dad would rent the family house to immigrants from Africa while Ngakoué's family was still living there. It led to no food in the fridge and a house that was incredibly dirty. There were rats and cockroaches all over the house, and he even found a possum in their fridge once. To add to all that, Ngakoué witnessed his father abuse his mother when he was just 4 years old. It took some time, but his mom finally moved Ngakoué and his brother out of the house. His mom was a hard worker and sometimes worked multiple jobs, but still struggled to make ends meet. Ngakoué set the goal to make it to the NFL and take care of his mom, and he accomplished it. He wants to succeed on the field in his new home of Indianapolis, but he has also stated he wants to be helpful to the communities around him, "I want to be a great, great humanitarian."



@YannickNgakoué



@yannickngakoué91



## NFL HIGHLIGHTS

- Has played in 109 career games (101 starts) in his time with the Colts (2022) Las Vegas Raiders (2021), Baltimore Ravens (2020), Minnesota Vikings (2020) and Jacksonville Jaguars (2016-2019) and has compiled 200 tackles (161 solo), 64.0 tackles for loss, 65.0 sacks, 13 passes defended, two interceptions (one returned for a touchdown), 21 forced fumbles and three fumble recoveries. He is one of just three players to register at least 8.0 sacks in each of the last seven seasons. Since entering the NFL in 2016, Ngakoué is fifth in the league in forced fumbles.
- Has started 14 games in 2022 and has compiled 27 tackles (16 solo), 7.0 tackles for loss, 9.5 sacks and one forced fumble. In Week 3 vs. Kansas City, he recorded two tackles (one solo), 1.0 tackle for loss and his first sack with the Colts. In Week 5 at Denver, he registered two tackles (one solo), 1.0 tackle for loss and 1.5 sacks. In Week 7 at Tennessee, he recorded five tackles (three solo), 1.0 tackle for loss and 1.0 sack. In Week 11 vs. Philadelphia, he tallied three tackles (two solo), 1.5 sacks and one forced fumble. In Week 12 vs. Pittsburgh, he tallied four tackles (three solo), 2.0 tackles for loss and 2.0 sacks. He has tallied at least half a sack in six consecutive games, which is tied for the longest active streak in the NFL. Ngakoué is the first Colts player to compile six consecutive games with half a sack in the same season since Justin Houston in 2019. He has recorded at least half a sack in seven of his last eight games. Ngakoué now has seven consecutive seasons with at least 8.0 sacks, which is the third-longest active streak in the NFL. He is one of five players in NFL history to record at least 8.0 sacks in their first seven seasons since sacks became an official statistic in 1982, joining Reggie White, Aaron Donald, Derrick Thomas and DeMarcus Ware.
- In 2021, he started all 17 games and tallied 28 tackles (17 solo), 8.0 tackles for loss, 10.0 sacks, three passes defended and two forced fumbles. He continued his streak of at least 8.0 sacks in six consecutive seasons, joining Aaron Donald (eight seasons) and Von Miller (seven seasons) as the only players in the NFL to have an active streak of 8.0-plus sack seasons.
- Saw action in 15 total games (eight starts) in 2020 with Minnesota and Baltimore and compiled 23 solo tackles, 7.0 tackles for loss, 8.0 sacks, one pass defended and four forced fumbles. He became one of four players since 1982 to start his career with five consecutive seasons with at least 8.0 sacks.
- In 2019, he started all 15 games he appeared in and had single-season career highs in tackles (41) and solo tackles (36) while adding 13.0 tackles for loss, 8.0 sacks, six passes defended, one interception returned for a touchdown, four forced fumbles and one fumble recovery.
- He finished his Jacksonville career ranked second all-time in franchise history in sacks (37.5).
- Started all 16 games in 2018 for the second consecutive season and recorded 28 tackles (25 solo), 13.0 tackles

## NFL HIGHLIGHTS CONT...

- for loss, 9.5 sacks and one pass defended.
- In 2017, he was named to the Pro Bowl after he started all 16 games and accumulated 30 tackles (24 solo), 10.0 tackles for loss, a single-season career-high 12.0 sacks, a league-high six forced fumbles and two fumble recoveries.
- Selected to the PFWA All-Rookie Team in 2016 after he saw action in all 16 games (15 starts) and compiled 23 tackles (20 solo), 6.0 tackles for loss, 8.0 sacks, two passes defended, one interception and four forced fumbles.

## COLLEGE HIGHLIGHTS

- Appeared in 38 games (24 starts) at Maryland (2013-15) and compiled 85 tackles (57 solo), 33.0 tackles for loss, 21.5 sacks, four passes defended, one interception and three forced fumbles. He finished his career ranked tied for fourth in school history in career sacks.
- In 2015, he was named a First Team All-Big Ten selection after he saw action in 12 games (11 starts) and recorded 38 tackles (26 solo), a single-season career-high 15.0 tackles for loss, 13.5 sacks, one pass defended and one fumble forced fumble. He set the single-season school record for sacks.
- As a sophomore, he started 13 games and tallied 37 tackles (25 solo), 13.5 tackles for loss, 6.0 sacks, two passes defended and one forced fumble.
- In 2013, he appeared in 13 games and accumulated 10 tackles (six solo), 4.5 tackles for loss, 2.0 sacks, one pass defended, one interception and one forced fumble.

## PERSONAL

- Attended Friendship Collegiate Academy in Washington, D.C.
- As a senior, he helped lead Friendship Collegiate to the DCSAA title.
- Named the 2012 D.C. Gatorade Player of the Year.
- Rated a four-star recruit by *Rivals*.
- Majored in African American studies.
- First name is pronounced yah-NEEK.
- Last name is pronounced in-GAH-kway.
- A native of Washington, D.C.

## ADDITIONAL TRANSACTIONS

- Signed by the Las Vegas Raiders as an unrestricted free agent on March 17, 2021.
- Acquired by the Baltimore Ravens in a trade with the Minnesota Vikings on October 22, 2020.
- Acquired by the Vikings in a trade with the Jacksonville Jaguars on August 31, 2020.
- Selected by the Jaguars in the third round (69th overall) of the 2016 NFL Draft.





## YANNICK NGAKOUÉ'S - NFL REGULAR SEASON STATISTICS

DATE	TEAM	GP	GS	TACKLES									INTERCEPTIONS					FUMBLES					ST				MISC						
				TK	S	A	TFL	YDS	SK	YDS	QBH	NO	YDS	LG	TD	PD	FF	FR	TD	YDS	TK	S	A	FF	FR	S	A						
2016	Jaguars	16	15	23	20	3	6	37	8.0	45.0	14	1	9	9	0	2	4	0	0	0	0	0	0	0	0	0	0	0	0	0	0	0	0
2017	Jaguars	16	16	30	24	6	10	54	12.0	85.0	23	0	0	0	0	0	6	2	1	67	0	0	0	0	0	0	0	0	0	0	0	0	
2018	Jaguars	16	16	28	25	3	13	69	9.5	62.5	33	0	0	0	0	1	0	0	0	0	0	0	0	0	0	0	0	0	0	0	0	0	
2019	Jaguars	15	15	41	36	5	13	71	8.0	56.0	15	1	23	23t	1	6	4	1	0	-2	0	0	0	0	0	0	0	0	0	0	0	0	
2020	Vikings	6	5	12	12	0	5	9	5.0	26.0	8	0	0	0	0	2	0	0	0	0	0	0	0	0	0	0	0	0	0	0	0	0	
Went from <b>Minnesota</b> to <b>Baltimore</b> .																																	
2020	Ravens	9	3	11	11	0	2	8	3.0	17.0	3	0	0	0	0	1	2	0	0	0	0	0	0	0	0	0	0	0	0	0	0	0	0
2020	TOTAL	15	8	23	23	0	7	17	8.0	43.0	11	0	0	0	0	1	4	0	0	0	0	0	0	0	0	0	0	0	0	0	0	0	0
2021	Raiders	17	17	28	17	11	8	51	10.0	50.0	23	0	0	0	0	3	2	0	0	0	0	0	0	0	0	0	0	0	0	0	0	0	0
2022	Colts	14	14	27	16	11	7	45	9.5	62.5	15	0	0	0	0	1	0	0	0	0	0	0	0	0	0	0	0	0	0	0	0	0	0
<b>TOTALS</b>		<b>109</b>	<b>101</b>	<b>200</b>	<b>161</b>	<b>39</b>	<b>64</b>	<b>344</b>	<b>65.0</b>	<b>404.0</b>	<b>134</b>	<b>2</b>	<b>32</b>	<b>23T</b>	<b>1</b>	<b>13</b>	<b>21</b>	<b>3</b>	<b>1</b>	<b>65</b>	<b>0</b>	<b>0</b>	<b>0</b>	<b>0</b>	<b>0</b>	<b>0</b>	<b>0</b>	<b>0</b>	<b>0</b>	<b>0</b>	<b>0</b>	<b>0</b>	<b>0</b>

## YANNICK NGAKOUÉ'S - NFL POSTSEASON STATISTICS

DATE	TEAM	GP	GS	TACKLES									INTERCEPTIONS					FUMBLES					ST				MISC						
				TK	S	A	TFL	YDS	SK	YDS	QBH	NO	YDS	LG	TD	PD	FF	FR	TD	YDS	TK	S	A	FF	FR	S	A						
2017	Jaguars	3	3	4	3	1	1	0	1.0	3.0	3	0	0	0	0	1	1	0	0	0	0	0	0	0	0	0	0	0	0	0	0	0	0
2020	Ravens	2	1	0	0	0	0	0	0.0	0.0	0	0	0	0	0	0	0	0	0	0	0	0	0	0	0	0	0	0	0	0	0	0	0
2021	Raiders	1	1	1	0	1	0	0	0.0	0.0	0	0	0	0	0	0	0	0	0	0	0	0	0	0	0	0	0	0	0	0	0	0	0
<b>TOTALS</b>		<b>6</b>	<b>5</b>	<b>5</b>	<b>3</b>	<b>2</b>	<b>1</b>	<b>0</b>	<b>1.0</b>	<b>3.0</b>	<b>3</b>	<b>0</b>	<b>0</b>	<b>0</b>	<b>0</b>	<b>1</b>	<b>1</b>	<b>0</b>	<b>0</b>	<b>0</b>	<b>0</b>	<b>0</b>	<b>0</b>	<b>0</b>	<b>0</b>	<b>0</b>	<b>0</b>	<b>0</b>	<b>0</b>	<b>0</b>	<b>0</b>	<b>0</b>	<b>0</b>

## SINGLE-GAME HIGHS: DEFENSIVE

<b>Total Tackles</b>	5 at Tennessee Titans, Oct 23, 2022 ...5 more at 5.	<b>Fumble Recoveries</b>	1 at Tennessee Titans, Nov 24, 2019 ...2 more at 1.
<b>Solo Tackles</b>	5 at Houston Texans, Oct 04, 2020 ...1 more at 5.	<b>Tackles For Loss</b>	4 at Oakland Raiders, Dec 15, 2019 3 at Dallas Cowboys, Oct 14, 2018 ...1 more at 3.
<b>Sacks</b>	2.5 at Cleveland Browns, Nov 19, 2017 ...1 more at 2.5.	<b>Interceptions</b>	1 at Cincinnati Bengals, Oct 20, 2019 ...1 more at 1.
<b>Passes Defensed</b>	2 vs. Philadelphia Eagles, Oct 24, 2021 1 vs. Baltimore Ravens, Sep 13, 2021 ...10 more at 1.	<b>Interception Return Yards</b>	23 at Cincinnati Bengals, Oct 20, 2019 9 vs. Indianapolis Colts, Oct 02, 2016
<b>Forced Fumbles</b>	2 at Cleveland Browns, Nov 19, 2017 ...1 more at 2.	<b>Longest Opponent's Fumble Return</b>	67 at Tennessee Titans, Dec 31, 2017

## SINGLE-GAME HIGHS - POSTSEASON: DEFENSIVE

<b>Total Tackles</b>	3 at Pittsburgh Steelers, Jan 14, 2018 1 at Cincinnati Bengals, Jan 15, 2022 ...1 more at 1.	<b>Passes Defensed</b>	1 at Pittsburgh Steelers, Jan 14, 2018
<b>Solo Tackles</b>	2 at Pittsburgh Steelers, Jan 14, 2018 1 vs. Buffalo Bills, Jan 07, 2018	<b>Forced Fumbles</b>	1 at Pittsburgh Steelers, Jan 14, 2018
<b>Sacks</b>	1.0 at Pittsburgh Steelers, Jan 14, 2018	<b>Tackles For Loss</b>	1 at Pittsburgh Steelers, Jan 14, 2018



# 91 YANNICK NGAKOUÉ

DEFENSIVE END

(yah-NEEK in-GAH-kway)



## 2016 GAME-BY-GAME REGULAR-SEASON STATISTICS (JAGUARS)

DATE	OPPONENT	P/S	TACKLES							INTERCEPTIONS				FUMBLES			ST			MISC		W/L	SCORE					
			TK	S	A	SK	YDS	TFL	YDS	QBH	NO	YDS	LG	TD	PD	FF	FR	TD	YDS	TK	S			A	FF	FR	S	A
09/11	Packers	P	2	1	0	0.0	0.0	0	0	0	1	0	0	0	0	0	0	0	0	0	0	0	0	0	0	L	23-27	
09/18	at Chargers	S	3	2	1	1.0	1.0	0	0	0	0	0	0	0	0	1	0	0	0	0	0	0	0	0	0	L	14-38	
09/25	Ravens	S	1	1	0	1.0	7.0	0	0	0	1	0	0	0	0	1	0	0	0	0	0	0	0	0	0	L	17-19	
10/02	Colts	S	4	4	0	1.0	7.0	1	7	1	1	9	9	0	1	1	0	0	0	0	0	0	0	0	0	W	30-27	
10/16	at Bears	S	1	1	0	1.0	5.0	1	5	2	0	0	0	0	0	0	0	0	0	0	0	0	0	0	0	W	17-16	
10/23	Raiders	S	2	2	0	0.0	0.0	0	0	0	0	0	0	0	0	0	0	0	0	0	0	0	0	0	0	L	16-33	
10/27	at Titans	S	0	0	0	0.0	0.0	0	0	0	1	0	0	0	0	0	0	0	0	0	0	0	0	0	0	L	22-36	
11/06	at Chiefs	S	1	1	0	0.0	0.0	0	0	0	3	0	0	0	0	0	0	0	0	0	0	0	0	0	0	L	14-19	
11/13	Texans	S	1	1	0	0.0	0.0	0	0	0	0	0	0	0	1	0	0	0	0	0	0	0	0	0	0	L	21-24	
11/20	at Lions	S	1	1	0	1.0	5.0	1	5	1	1	0	0	0	0	0	0	0	0	0	0	0	0	0	0	L	19-26	
11/27	at Bills	S	2	1	1	1.0	3.0	1	3	1	1	0	0	0	0	0	0	0	0	0	0	0	0	0	0	L	21-28	
12/04	Broncos	S	0	0	0	0.0	0.0	0	0	0	0	0	0	0	0	0	0	0	0	0	0	0	0	0	0	L	10-20	
12/11	Vikings	S	1	1	0	0.0	0.0	0	0	0	0	0	0	0	0	1	0	0	0	0	0	0	0	0	0	L	16-25	
12/18	at Texans	S	1	1	0	0.0	0.0	0	0	0	1	0	0	0	0	0	0	0	0	0	0	0	0	0	0	L	20-21	
12/24	Titans	S	1	1	0	1.0	6.0	1	6	1	1	0	0	0	0	0	0	0	0	0	0	0	0	0	0	W	38-17	
01/01	at Colts	S	2	2	0	1.0	11.0	1	11	1	1	0	0	0	0	0	0	0	0	0	0	0	0	0	0	L	20-24	
<b>2016 TOTALS</b>			<b>16-15</b>	<b>23</b>	<b>20</b>	<b>3</b>	<b>8.0</b>	<b>45.0</b>	<b>6</b>	<b>37</b>	<b>14</b>	<b>1</b>	<b>9</b>	<b>9</b>	<b>0</b>	<b>2</b>	<b>4</b>	<b>0</b>	<b>0</b>	<b>0</b>	<b>0</b>	<b>0</b>	<b>0</b>	<b>0</b>	<b>0</b>	<b>0</b>	<b>0</b>	<b>3-13</b>

## 2017 GAME-BY-GAME REGULAR-SEASON STATISTICS (JAGUARS)

DATE	OPPONENT	P/S	TACKLES							INTERCEPTIONS				FUMBLES			ST			MISC		W/L	SCORE				
			TK	S	A	SK	YDS	TFL	YDS	QBH	NO	YDS	LG	TD	PD	FF	FR	TD	YDS	TK	S			A	FF	FR	S
09/10	at Texans	S	4	3	1	2.0	13.0	0	0	0	0	0	0	0	0	2	1	0	0	0	0	0	0	0	0	W	29-7
09/17	Titans	S	1	0	1	0.0	0.0	0	0	0	0	0	0	0	0	0	0	0	0	0	0	0	0	0	0	L	16-37
09/24	Ravens	S	2	2	0	0.0	0.0	1	1	0	0	0	0	0	0	0	0	0	0	0	0	0	0	0	0	W	44-7
10/01	at Jets	S	2	2	0	2.0	19.0	1	9	2	0	0	0	0	0	1	0	0	0	0	0	0	0	0	0	L	20-23+
10/08	at Steelers	S	1	0	1	0.0	0.0	0	0	0	0	0	0	0	0	0	0	0	0	0	0	0	0	0	0	W	30-9
10/15	Rams	S	1	1	0	0.0	0.0	0	0	0	2	0	0	0	0	0	0	0	0	0	0	0	0	0	0	L	17-27
10/22	at Colts	S	4	3	1	2.5	9.0	3	18	7	0	0	0	0	0	0	0	0	0	0	0	0	0	0	0	W	27-0
11/05	Bengals	S	2	2	0	0.0	0.0	1	6	0	0	0	0	0	0	0	0	0	0	0	0	0	0	0	0	W	23-7
11/12	Chargers	S	0	0	0	0.0	0.0	0	0	3	0	0	0	0	0	0	0	0	0	0	0	0	0	0	0	W	20-17+
11/19	at Browns	S	3	2	1	2.5	32.0	0	0	1	0	0	0	0	0	2	0	0	0	0	0	0	0	0	0	W	19-7
11/26	at Cardinals	S	2	2	0	1.0	5.0	1	1	1	0	0	0	0	0	1	0	0	0	0	0	0	0	0	0	L	24-27
12/03	Colts	S	2	2	0	0.0	0.0	0	0	1	0	0	0	0	0	0	0	0	0	0	0	0	0	0	0	W	30-10
12/10	Seahawks	S	1	1	0	1.0	3.0	1	3	1	0	0	0	0	0	0	0	0	0	0	0	0	0	0	0	W	30-24
12/17	Texans	S	2	1	1	0.0	0.0	1	12	4	0	0	0	0	0	0	0	0	0	0	0	0	0	0	0	W	45-7
12/24	at 49ers	S	2	2	0	1.0	4.0	1	4	1	0	0	0	0	0	0	0	0	0	0	0	0	0	0	0	L	33-44
12/31	at Titans	S	1	1	0	0.0	0.0	0	0	0	0	0	0	0	0	1	1	67	0	0	0	0	0	0	0	L	10-15
<b>2017 TOTALS</b>			<b>16-16</b>	<b>30</b>	<b>24</b>	<b>6</b>	<b>12.0</b>	<b>85.0</b>	<b>10</b>	<b>54</b>	<b>23</b>	<b>0</b>	<b>0</b>	<b>0</b>	<b>0</b>	<b>6</b>	<b>2</b>	<b>1</b>	<b>67</b>	<b>0</b>	<b>0</b>	<b>0</b>	<b>0</b>	<b>0</b>	<b>0</b>	<b>0</b>	<b>10-6</b>

+ - Overtime

## 2018 GAME-BY-GAME REGULAR-SEASON STATISTICS (JAGUARS)

DATE	OPPONENT	P/S	TACKLES							INTERCEPTIONS				FUMBLES			ST			MISC		W/L	SCORE				
			TK	S	A	SK	YDS	TFL	YDS	QBH	NO	YDS	LG	TD	PD	FF	FR	TD	YDS	TK	S			A	FF	FR	S
09/09	at Giants	S	1	1	0	0.0	0.0	0	0	0	0	0	0	0	0	0	0	0	0	0	0	0	0	0	0	W	20-15
09/16	Patriots	S	0	0	0	0.0	0.0	0	0	1	0	0	0	0	0	0	0	0	0	0	0	0	0	0	0	W	31-20
09/23	Titans	S	2	2	0	0.0	0.0	1	1	1	0	0	0	0	0	0	0	0	0	0	0	0	0	0	0	L	6-9
09/30	Jets	S	1	1	0	1.0	4.0	1	4	2	0	0	0	0	0	2	1	0	0	0	0	0	0	0	0	W	31-12
10/07	at Chiefs	S	1	1	0	1.0	15.0	1	15	2	0	0	0	0	0	0	0	0	0	0	0	0	0	0	0	L	14-30
10/14	at Cowboys	S	4	4	0	2.0	10.0	3	14	3	0	0	0	0	0	0	0	0	0	0	0	0	0	0	0	L	7-40
10/21	Texans	S	0	0	0	0.0	0.0	0	0	2	0	0	0	0	0	0	0	0	0	0	0	0	0	0	0	L	7-20
10/28	Eagles	S	2	2	0	1.0	6.0	1	6	5	0	0	0	0	0	0	0	0	0	0	0	0	0	0	0	L	18-24
11/11	at Colts	S	2	1	1	0.0	0.0	0	0	1	0	0	0	0	0	0	0	0	0	0	0	0	0	0	0	L	26-29
11/18	Steelers	S	1	1	0	1.0	8.0	1	8	3	0	0	0	0	0	0	0	0	0	0	0	0	0	0	0	L	16-20
11/25	at Bills	S	1	1	0	0.0	0.0	1	0	3	0	0	0	0	0	0	0	0	0	0	0	0	0	0	0	L	21-24
12/02	Colts	S	4	4	0	1.0	7.0	1	7	2	0	0	0	0	0	0	0	0	0	0	0	0	0	0	0	W	6-0
12/06	at Titans	S	0	0	0	0.0	0.0	0	0	0	0	0	0	0	0	0	0	0	0	0	0	0	0	0	0	L	9-30
12/16	Redskins	S	2	2	0	0.0	0.0	1	5	2	0	0	0	0	0	0	0	0	0	0	0	0	0	0	0	L	13-16
12/23	at Dolphins	S	2	2	0	1.0	7.0	1	7	2	0	0	0	0	0	0	0	0	0	0	0	0	0	0	0	W	17-7
12/30	at Texans	S	5	3	2	1.5	5.5	1	2	4	0	0	0	0	1	0	0	0	0	0	0	0	0	0	0	L	3-20
<b>2018 TOTALS</b>			<b>16-16</b>	<b>28</b>	<b>25</b>	<b>3</b>	<b>9.5</b>	<b>62.5</b>	<b>13</b>	<b>69</b>	<b>33</b>	<b>0</b>	<b>0</b>	<b>0</b>	<b>0</b>	<b>1</b>	<b>0</b>	<b>0</b>	<b>0</b>	<b>0</b>	<b>0</b>	<b>0</b>	<b>0</b>	<b>0</b>	<b>0</b>	<b>0</b>	<b>5-11</b>





### 2019 GAME-BY-GAME REGULAR-SEASON STATISTICS (JAGUARS)

DATE	OPPONENT	P/S	TACKLES							INTERCEPTIONS				FUMBLES			ST			MISC		W/L	SCORE					
			TK	S	A	SK	YDS	TFL	YDS	QBH	NO	YDS	LG	TD	PD	FF	FR	TD	YDS	TK	S			A	FF	FR	S	A
09/08	Chiefs	S	3	3	0	0	0.0	0.0	1	1	1	0	0	0	0	0	0	0	0	0	0	0	0	0	0	0	L	26-40
09/15	at Texans		INACTIVE																							L	12-13	
09/19	Titans	S	4	2	2	0.0	0.0	0	0	0	0	0	0	0	0	0	0	0	0	0	0	0	0	0	0	0	W	20-7
09/29	at Broncos	S	2	1	1	0.0	0.0	0	0	0	0	0	0	0	1	0	0	0	0	0	0	0	0	0	0	0	W	26-24
10/06	at Panthers	S	4	3	1	2.0	12.0	1	2	2	0	0	0	0	0	1	0	0	0	0	0	0	0	0	0	0	L	27-34
10/13	Saints	S	1	1	0	0.0	0.0	0	0	0	0	0	0	0	1	0	0	0	0	0	0	0	0	0	0	0	L	6-13
10/20	at Bengals	S	2	2	0	0.0	0.0	1	11	1	1	23	23	1	1	0	0	0	0	0	0	0	0	0	0	0	W	27-17
10/27	Jets	S	2	2	0	2.0	15.0	2	15	2	0	0	0	0	0	0	0	0	0	0	0	0	0	0	0	0	W	29-15
11/03	Texans	S	5	4	1	0.0	0.0	2	3	2	0	0	0	0	0	0	0	0	0	0	0	0	0	0	0	0	L	3-26
11/17	at Colts	S	4	4	0	1.0	7.0	0	0	0	0	0	0	0	1	0	0	0	0	0	0	0	0	0	0	0	L	13-33
11/24	at Titans	S	2	2	0	1.0	7.0	0	0	0	0	0	0	0	1	1	1	0	-2	0	0	0	0	0	0	0	L	20-42
12/01	Buccaneers	S	2	2	0	0.0	0.0	1	6	0	0	0	0	0	0	0	0	0	0	0	0	0	0	0	0	0	L	11-28
12/08	Chargers	S	4	4	0	0.0	0.0	1	12	3	0	0	0	0	0	0	0	0	0	0	0	0	0	0	0	0	L	10-45
12/15	at Raiders	S	5	5	0	2.0	15.0	4	21	2	0	0	0	0	1	0	0	0	0	0	0	0	0	0	0	0	W	20-16
12/22	at Falcons	S	0	0	0	0.0	0.0	0	0	0	0	0	0	0	1	0	0	0	0	0	0	0	0	0	0	0	L	12-24
12/29	Colts	S	1	1	0	0.0	0.0	0	0	2	0	0	0	0	0	1	0	0	0	0	0	0	0	0	0	0	W	38-20
<b>2019 TOTALS</b>			<b>15-15</b>	<b>41</b>	<b>36</b>	<b>5</b>	<b>8.0</b>	<b>56.0</b>	<b>13</b>	<b>71</b>	<b>15</b>	<b>1</b>	<b>23</b>	<b>23T</b>	<b>1</b>	<b>6</b>	<b>4</b>	<b>1</b>	<b>0</b>	<b>-2</b>	<b>0</b>	<b>0</b>	<b>0</b>	<b>0</b>	<b>0</b>	<b>0</b>	<b>0</b>	<b>6-10</b>

### 2020 GAME-BY-GAME REGULAR-SEASON STATISTICS (VIKINGS/RAVENS)

DATE	OPPONENT	P/S	TACKLES							INTERCEPTIONS				FUMBLES			ST			MISC		W/L	SCORE					
			TK	S	A	SK	YDS	TFL	YDS	QBH	NO	YDS	LG	TD	PD	FF	FR	TD	YDS	TK	S			A	FF	FR	S	A
09/13	Packers	P	0	0	0	0.0	0.0	0	0	0	1	0	0	0	0	0	0	0	0	0	0	0	0	0	0	0	L	34-43
09/20	at Colts	S	2	2	0	1.0	11.0	1	0	2	0	0	0	0	0	1	0	0	0	0	0	0	0	0	0	0	L	11-28
09/27	Titans	S	2	2	0	1.0	11.0	1	3	0	0	0	0	0	1	0	0	0	0	0	0	0	0	0	0	0	L	30-31
10/04	at Texans	S	5	5	0	2.0	3.0	1	3	2	0	0	0	0	0	0	0	0	0	0	0	0	0	0	0	0	W	31-23
10/11	at Seahawks	S	1	1	0	1.0	1.0	1	1	2	0	0	0	0	0	0	0	0	0	0	0	0	0	0	0	0	L	26-27
10/18	Falcons	S	2	2	0	0.0	0.0	1	2	1	0	0	0	0	0	0	0	0	0	0	0	0	0	0	0	0	L	23-40
			Went from Vikings to Ravens.																									
11/01	Steelers	P	1	1	0	0.0	0.0	0	0	0	0	0	0	0	0	0	0	0	0	0	0	0	0	0	0	0	L	24-28
11/08	at Colts	S	0	0	0	0.0	0.0	0	0	0	0	0	0	0	0	0	0	0	0	0	0	0	0	0	0	0	W	24-10
11/15	at Patriots	S	2	2	0	0.0	0.0	0	0	1	0	0	0	0	0	0	0	0	0	0	0	0	0	0	0	0	L	17-23
11/22	Titans	P	2	2	0	1.0	8.0	0	0	0	0	0	0	0	1	0	0	0	0	0	0	0	0	0	0	0	L	24-30+
12/02	at Steelers	S	0	0	0	0.0	0.0	0	0	0	0	0	0	0	1	0	0	0	0	0	0	0	0	0	0	0	L	14-19
12/08	Cowboys	P	1	1	0	0.0	0.0	0	0	0	0	0	0	0	0	0	0	0	0	0	0	0	0	0	0	0	W	34-17
12/14	at Browns	P	1	1	0	0.0	0.0	1	0	1	0	0	0	0	0	0	0	0	0	0	0	0	0	0	0	0	W	47-42
12/20	Jaguars	P	3	3	0	2.0	9.0	1	8	1	0	0	0	0	0	1	0	0	0	0	0	0	0	0	0	0	W	40-14
12/27	Giants	P	1	1	0	0.0	0.0	0	0	0	0	0	0	0	0	0	0	0	0	0	0	0	0	0	0	0	W	27-13
01/03	at Bengals		INACTIVE																							W	38-3	
<b>2020 TOTALS</b>			<b>15-8</b>	<b>23</b>	<b>23</b>	<b>0</b>	<b>8.0</b>	<b>43.0</b>	<b>7</b>	<b>17</b>	<b>11</b>	<b>0</b>	<b>0</b>	<b>0</b>	<b>0</b>	<b>1</b>	<b>4</b>	<b>0</b>	<b>0</b>	<b>0</b>	<b>0</b>	<b>0</b>	<b>0</b>	<b>0</b>	<b>0</b>	<b>0</b>	<b>7-9</b>	

+ - Overtime





### 2021 GAME-BY-GAME REGULAR-SEASON STATISTICS (RAIDERS)

DATE	OPPONENT	P/S	TACKLES								INTERCEPTIONS				FUMBLES			ST			MISC		W/L	SCORE					
			TK	S	A	SK	YDS	TFL	YDS	QBH	NO	YDS	LG	TD	PD	FF	FR	TD	YDS	TK	S	A			FF	FR	S	A	
09/13	at Ravens	S	5	2	3	0.0	0.0	0	0	0	1	0	0	0	0	1	0	0	0	0	0	0	0	0	0	0	0	W	33-27+
09/19	at Steelers	S	0	0	0	0.0	0.0	0	0	0	0	0	0	0	0	0	0	0	0	0	0	0	0	0	0	0	W	26-17	
09/26	Dolphins	S	1	0	1	0.0	0.0	0	0	0	1	0	0	0	0	0	0	0	0	0	0	0	0	0	0	0	W	31-28+	
10/04	at Chargers	S	1	1	0	0.0	0.0	0	0	0	2	0	0	0	0	0	0	0	0	0	0	0	0	0	0	0	L	14-28	
10/10	Bears	S	3	3	0	2.0	10.0	1	10	2	0	0	0	0	0	0	0	0	0	0	0	0	0	0	0	0	L	9-20	
10/17	at Broncos	S	1	0	1	0.0	0.0	0	0	0	2	0	0	0	0	0	0	0	0	0	0	0	0	0	0	0	W	34-24	
10/24	Eagles	S	4	2	2	2.0	13.0	2	13	2	0	0	0	0	2	0	0	0	0	0	0	0	0	0	0	0	W	33-22	
11/07	at Giants	S	2	2	0	2.0	6.0	1	4	2	0	0	0	0	0	1	0	0	0	0	0	0	0	0	0	0	L	16-23	
11/14	Chiefs	S	0	0	0	0.0	0.0	0	0	0	0	0	0	0	0	0	0	0	0	0	0	0	0	0	0	0	L	14-41	
11/21	Bengals	S	3	2	1	1.0	1.0	0	0	1	0	0	0	0	0	1	0	0	0	0	0	0	0	0	0	0	L	13-32	
11/25	at Cowboys	S	2	2	0	1.0	2.0	1	2	2	0	0	0	0	0	0	0	0	0	0	0	0	0	0	0	0	W	36-33+	
12/05	Football Team	S	2	0	2	0.0	0.0	0	0	1	0	0	0	0	0	0	0	0	0	0	0	0	0	0	0	0	L	15-17	
12/12	at Chiefs	S	2	1	1	1.0	10.0	1	10	1	0	0	0	0	0	0	0	0	0	0	0	0	0	0	0	0	L	9-48	
12/20	at Browns	S	0	0	0	0.0	0.0	0	0	1	0	0	0	0	0	0	0	0	0	0	0	0	0	0	0	0	W	16-14	
12/26	Broncos	S	1	1	0	0.0	0.0	1	4	1	0	0	0	0	0	0	0	0	0	0	0	0	0	0	0	0	W	17-13	
01/02	at Colts	S	1	1	0	1.0	8.0	1	8	4	0	0	0	0	0	0	0	0	0	0	0	0	0	0	0	0	W	23-20	
01/09	Chargers	S	0	0	0	0.0	0.0	0	0	0	0	0	0	0	0	0	0	0	0	0	0	0	0	0	0	0	W	35-32+	
<b>2021 TOTALS</b>		<b>17-17</b>	<b>28</b>	<b>17</b>	<b>11</b>	<b>10.0</b>	<b>50.0</b>	<b>8</b>	<b>51</b>	<b>23</b>	<b>0</b>	<b>0</b>	<b>0</b>	<b>0</b>	<b>3</b>	<b>2</b>	<b>0</b>	<b>0</b>	<b>0</b>	<b>0</b>	<b>0</b>	<b>0</b>	<b>0</b>	<b>0</b>	<b>0</b>	<b>0</b>	<b>0</b>	<b>10-7</b>	

+ - Overtime

### 2022 GAME-BY-GAME REGULAR-SEASON STATISTICS (COLTS)

DATE	OPPONENT	P/S	TACKLES								INTERCEPTIONS				FUMBLES			ST			MISC		W/L	SCORE				
			TK	S	A	SK	YDS	TFL	YDS	QBH	NO	YDS	LG	TD	PD	FF	FR	TD	YDS	TK	S	A			FF	FR	S	A
09/11	at Texans	S	2	2	0	0.0	0.0	1	3	0	0	0	0	0	0	0	0	0	0	0	0	0	0	0	0	0	T	20-20
09/18	at Jaguars	S	2	1	1	0.0	0.0	0	0	1	0	0	0	0	0	0	0	0	0	0	0	0	0	0	0	0	L	0-24
09/25	Chiefs	S	2	1	1	1.0	5.0	1	5	2	0	0	0	0	0	0	0	0	0	0	0	0	0	0	0	0	W	20-17
10/02	Titans	S	1	0	1	0.0	0.0	0	0	0	0	0	0	0	0	0	0	0	0	0	0	0	0	0	0	0	L	17-24
10/06	at Broncos	S	2	1	1	1.5	7.5	1	4	2	0	0	0	0	0	0	0	0	0	0	0	0	0	0	0	0	W	12-9+
10/16	Jaguars	S	0	0	0	0.0	0.0	0	0	0	0	0	0	0	0	0	0	0	0	0	0	0	0	0	0	0	W	34-27
10/23	at Titans	S	5	3	2	1.0	9.0	1	9	2	0	0	0	0	0	0	0	0	0	0	0	0	0	0	0	0	L	10-19
10/30	Commanders	S	2	1	1	0.5	6.0	0	0	2	0	0	0	0	0	0	0	0	0	0	0	0	0	0	0	0	L	16-17
11/06	at Patriots	S	1	0	1	0.5	1.5	0	0	1	0	0	0	0	0	0	0	0	0	0	0	0	0	0	0	0	L	3-26
11/13	at Raiders	S	1	0	1	0.5	3.5	0	0	1	0	0	0	0	0	0	0	0	0	0	0	0	0	0	0	0	W	25-20
11/20	Eagles	S	3	2	1	1.5	6.0	0	0	1	0	0	0	0	0	1	0	0	0	0	0	0	0	0	0	0	L	16-17
11/28	Steelers	S	4	3	1	2.0	17.0	2	17	2	0	0	0	0	0	0	0	0	0	0	0	0	0	0	0	0	L	17-24
12/04	at Cowboys	S	0	0	0	0.0	0.0	0	0	0	0	0	0	0	0	0	0	0	0	0	0	0	0	0	0	0	L	19-54
12/17	at Vikings	S	2	2	0	1.0	7.0	1	7	1	0	0	0	0	0	0	0	0	0	0	0	0	0	0	0	0	L	36-39+
<b>2022 TOTALS</b>		<b>14-14</b>	<b>27</b>	<b>16</b>	<b>11</b>	<b>9.5</b>	<b>62.5</b>	<b>7</b>	<b>45</b>	<b>15</b>	<b>0</b>	<b>0</b>	<b>0</b>	<b>0</b>	<b>0</b>	<b>1</b>	<b>0</b>	<b>0</b>	<b>0</b>	<b>0</b>	<b>0</b>	<b>0</b>	<b>0</b>	<b>0</b>	<b>0</b>	<b>0</b>	<b>4-9-1</b>	

+ - Overtime

### 2017 GAME-BY-GAME POSTSEASON STATISTICS (JAGUARS)

DATE	OPPONENT	P/S	TACKLES								INTERCEPTIONS				FUMBLES			ST			MISC		W/L	SCORE				
			TK	S	A	SK	YDS	TFL	YDS	QBH	NO	YDS	LG	TD	PD	FF	FR	TD	YDS	TK	S	A			FF	FR	S	A
01/07	Bills	S	1	1	0	0.0	0.0	0	0	0	0	0	0	0	0	0	0	0	0	0	0	0	0	0	0	0	W	10-3
01/14	at Steelers	S	3	2	1	1.0	3.0	1	0	2	0	0	0	0	1	1	0	0	0	0	0	0	0	0	0	0	W	45-42
01/21	at Patriots	S	0	0	0	0.0	0.0	0	0	1	0	0	0	0	0	0	0	0	0	0	0	0	0	0	0	0	L	20-24
<b>2017 TOTALS</b>		<b>3-3</b>	<b>4</b>	<b>3</b>	<b>1</b>	<b>1.0</b>	<b>3.0</b>	<b>1</b>	<b>0</b>	<b>3</b>	<b>0</b>	<b>0</b>	<b>0</b>	<b>0</b>	<b>1</b>	<b>1</b>	<b>0</b>	<b>0</b>	<b>0</b>	<b>0</b>	<b>0</b>	<b>0</b>	<b>0</b>	<b>0</b>	<b>0</b>	<b>0</b>	<b>2-1</b>	

### 2020 GAME-BY-GAME POSTSEASON STATISTICS (RAVENS)

DATE	OPPONENT	P/S	TACKLES								INTERCEPTIONS				FUMBLES			ST			MISC		W/L	SCORE				
			TK	S	A	SK	YDS	TFL	YDS	QBH	NO	YDS	LG	TD	PD	FF	FR	TD	YDS	TK	S	A			FF	FR	S	A
01/10	at Titans	P	0	0	0	0.0	0.0	0	0	0	0	0	0	0	0	0	0	0	0	0	0	0	0	0	0	0	W	20-13
01/16	at Bills	S	0	0	0	0.0	0.0	0	0	0	0	0	0	0	0	0	0	0	0	0	0	0	0	0	0	0	L	3-17
<b>2020 TOTALS</b>		<b>2-1</b>	<b>0</b>	<b>0</b>	<b>0</b>	<b>0.0</b>	<b>0.0</b>	<b>0</b>	<b>0</b>	<b>0</b>	<b>0</b>	<b>0</b>	<b>0</b>	<b>0</b>	<b>0</b>	<b>0</b>	<b>0</b>	<b>0</b>	<b>0</b>	<b>0</b>	<b>0</b>	<b>0</b>	<b>0</b>	<b>0</b>	<b>0</b>	<b>0</b>	<b>1-1</b>	

### 2021 GAME-BY-GAME POSTSEASON STATISTICS (RAIDERS)

DATE	OPPONENT	P/S	TACKLES								INTERCEPTIONS				FUMBLES			ST			MISC		W/L	SCORE				
			TK	S	A	SK	YDS	TFL	YDS	QBH	NO	YDS	LG	TD	PD	FF	FR	TD	YDS	TK	S	A			FF	FR	S	A
01/15	at Bengals	S	1	0	1	0.0	0.0	0	0	0	0	0	0	0	0	0	0	0	0	0	0	0	0	0	0	0	L	19-26
<b>2021 TOTALS</b>		<b>1-1</b>	<b>1</b>	<b>0</b>	<b>1</b>	<b>0.0</b>	<b>0.0</b>	<b>0</b>	<b>0</b>	<b>0</b>	<b>0</b>	<b>0</b>	<b>0</b>	<b>0</b>	<b>0</b>	<b>0</b>	<b>0</b>	<b>0</b>	<b>0</b>	<b>0</b>	<b>0</b>	<b>0</b>	<b>0</b>	<b>0</b>	<b>0</b>	<b>0</b>	<b>0-1</b>	



# 54 DAYO ODEYINGBO

DEFENSIVE END

(DIE-oh oh-DANG-bob)



**DAYO ODEYINGBO**. SELECTED BY THE COLTS IN THE SECOND ROUND (54TH OVERALL) OF THE 2021 NFL DRAFT.



**6-6 • 286** LBS

**NFL EXP: 2**

**(2ND YEAR WITH THE COLTS)**

**BORN: 9/24/99**



**COLLEGE:  
VANDERBILT**

## 4TH-AND-SHORT

- In his rookie season, he registered six tackles (five solo), half a sack and one forced fumbles in 10 games.
- His 31.0 tackles for loss rank fifth in Vanderbilt history.
- Was a senior team captain and earned Second Team All-SEC accolades.
- Full name is Temidayo Jordan Odeyingbo.
- His older brother, Dare, also played football at Vanderbilt and spent time with the Bengals and Buccaneers as a rookie in 2019.

### ***BROTHERS, THEN TEAMMATES***

Dayo's older brother, Dare, was a mentor for Dayo growing up. They attended different high schools in Irving, Texas with Dare attending Cistercian Prep and Dayo attending Carrollton Ranchview, so they never competed on the same football team. Dare went on to play at Vanderbilt in 2015 seeing action in eight games as a true freshman. When Dayo was deciding where he wanted to play collegiately in 2016, his brother didn't want to persuade him one way or another. Dayo still ended up choosing Vanderbilt and the brothers became teammates for the first time in their careers. They starred together on the defensive line, and they both earned opportunities in the NFL.



@dodeyingbo



@dodeyingbo



# 54 DAYO ODEYINGBO

## DEFENSIVE END

(DIE-oh oh-DANG-boh)



### FAMILY. FOOTBALL. FOOD.

Growing up, Odeyingbo and his brother were only allowed to watch certain channels on TV during the week – Food Network, Animal Planet and Discovery Channel. Odeyingbo enjoyed the Food Network, and naturally as a competitor, loved the shows with food competitions. He enjoyed cooking as a child, often assisting his mom in the kitchen at home. While at Vanderbilt, Odeyingbo decided to move off campus just so he was able to have a kitchen to cook in and would cook for his teammates from time to time.

### NFL HIGHLIGHTS

- Has appeared in 24 games (two starts) in two seasons with the Colts (2021-22) and has tallied 30 tackles (18 solo), 3.0 tackles for loss, 4.0 sacks and one forced fumble.
- In 2022, he has competed in 14 games (two starts) and has recorded 24 tackles (13 solo), 3.0 tackles for loss and 3.5 sacks. In Week 4 vs. Tennessee, he tallied two tackles (one solo), 1.0 tackle for loss and his first full sack. In Week 11 vs. Philadelphia, he made his first career start. In Week 15 at Minnesota, he registered five tackles (four solo), 1.0 tackle for loss and a single-game career-high 2.0 sacks.
- Appeared in 10 games in 2021 and tallied six tackles (five solo), half a sack and one forced fumble. In Week 10 vs. Jacksonville, recorded one tackle and his first-career sack-fumble to help seal the win.

### COLLEGE HIGHLIGHTS

- Appeared in 44 games (29 starts) at Vanderbilt (2017-20) and recorded 125 tackles (62 solo), 31.0 tackles for loss, 12.0 sacks, three passes defended, one interception, one forced fumble and two fumble recoveries. His 31.0 tackles for loss rank fifth in Vanderbilt history.
- As a senior team captain, he garnered Second Team All-SEC honors after he started all eight games he appeared in and accumulated 32 tackles (15 solo), a team-high 8.0 tackles for loss and a team-high 5.5 sacks.
- In 2019, he appeared in 12 games (11 starts) and registered 45 tackles (20 solo), a team-high 12.0 tackles for loss and 1.5 sacks. Tallied at least four tackles in six of his last eight games. Against East Tennessee State, he recorded seven tackles (three solo), 3.5 tackles for loss and 1.5 sacks.
- As a sophomore, he saw action in 12 games (10 starts) and accumulated 28 tackles (17 solo), 6.5 tackles for loss, 2.5 sacks, two passes defended, one forced fumble and two fumble recoveries (one returned for a touchdown). Ranked second in tackles for loss among Commodores. Had a team-high two fumble recoveries and returned one for a touchdown. Against Mississippi, he recorded four solo tackles, 2.0 tackles for loss, 2.0 sacks and one pass defended.

### PERSONAL

- In 2017, he competed in 12 games and tallied 20 tackles (10 solo), 4.5 tackles for loss, 2.5 sacks, one pass defended and one interception. He was one of six Vanderbilt true freshmen to see game action. Recorded multiple tackles in eight games. Against Alabama A&M, he recorded two tackles, half a tackle for loss and his first-career interception.

### PERSONAL

- Attended Carrollton Ranchview High School in Irving, Texas and was rated a four-star prospect by ESPN and *Scout*.
- As a senior, he totaled 47 tackles, 20.0 tackles for loss, 7.0 sacks and three forced fumbles.
- Earned all-area honors in 2015 and 2016.
- Lettered in track as well in hurdles and shot put.
- His parents are natives of Nigeria.
- His older brother, Dare, also played football at Vanderbilt (2015-18) and spent time with the Bengals and Buccaneers as a rookie in 2019.
- Participated in the NFL's My Cause My Cleats initiative and represented Turner's Heroes (2021).
- Majored in medicine, health and society.
- Full name is Temidayo Jordan Odeyingbo.
- First name is pronounced DIE-oh.
- Last name is pronounced oh-DANG-boh.
- Grew up in Irving, Texas.



@dodeyingbo



@dodeyingbo



### DAYO ODEYINGBO'S - NFL REGULAR SEASON STATISTICS

DATE	TEAM	GP	GS	TACKLES							INTERCEPTIONS					FUMBLES				ST				MISC				
				TK	S	A	TFL	YDS	SK	YDS	QBH	NO	YDS	LG	TD	PD	FF	FR	TD	YDS	TK	S	A	FF	FR	S	A	
2021	Colts	10	0	6	5	1	0	0	0.5	0.0	1	0	0	0	0	0	1	0	0	0	0	0	0	0	0	0	0	0
2022	Colts	14	2	24	13	11	3	23	3.5	23.5	9	0	0	0	0	0	0	0	0	0	0	0	0	0	0	0	0	
<b>TOTALS</b>		<b>24</b>	<b>2</b>	<b>30</b>	<b>18</b>	<b>12</b>	<b>3</b>	<b>23</b>	<b>4.0</b>	<b>23.5</b>	<b>10</b>	<b>0</b>	<b>0</b>	<b>0</b>	<b>0</b>	<b>0</b>	<b>1</b>	<b>0</b>	<b>0</b>	<b>0</b>	<b>0</b>	<b>0</b>	<b>0</b>	<b>0</b>	<b>0</b>	<b>0</b>	<b>0</b>	

### SINGLE-GAME HIGHS: DEFENSIVE

**Total Tackles** 5 at Minnesota Vikings, Dec 17, 2022  
4 vs. Pittsburgh Steelers, Nov 28, 2022  
...1 more at 4.

**Forced Fumbles** 1 vs. Jacksonville Jaguars, Nov 14, 2021  
**Tackles For Loss** 1 at Minnesota Vikings, Dec 17, 2022  
...2 more at 1.

**Solo Tackles** 4 at Minnesota Vikings, Dec 17, 2022  
2 vs. Pittsburgh Steelers, Nov 28, 2022  
...3 more at 2.

**Sacks** 2.0 at Minnesota Vikings, Dec 17, 2022  
1.0 vs. Tennessee Titans, Oct 02, 2022  
0.5 at Denver Broncos, Oct 06, 2022  
...1 more at 0.5.

### 2021 GAME-BY-GAME REGULAR-SEASON STATISTICS (COLTS)

DATE	OPPONENT	P/S	TACKLES							INTERCEPTIONS					FUMBLES				ST				MISC		W/L	SCORE			
			TK	S	A	SK	YDS	TFL	YDS	QBH	NO	YDS	LG	TD	PD	FF	FR	TD	YDS	TK	S	A	FF	FR			S	A	
09/12	Seahawks																											L	16-28
09/19	Rams																											L	24-27
09/26	at Titans																											L	16-25
10/03	at Dolphins																											W	27-17
10/11	at Ravens																											L	25-31+
10/17	Texans																											W	31-3
10/24	at 49ers																											W	30-18
10/31	Titans	P	0	0	0	0	0	0	0	0	0	0	0	0	0	0	0	0	0	0	0	0	0	0	0	0	0	L	31-34+
11/04	Jets	P	1	1	0	0	0	0	0	0	0	0	0	0	0	0	0	0	0	0	0	0	0	0	0	0	0	W	45-30
11/14	Jaguars	P	1	0	1	0	5	0	0	0	0	0	0	0	0	1	0	0	0	0	0	0	0	0	0	0	0	W	23-17
11/21	at Bills	P	2	2	0	0	0	0	0	0	0	0	0	0	0	0	0	0	0	0	0	0	0	0	0	0	0	W	41-15
11/28	Buccaneers	P	0	0	0	0	0	0	0	0	0	0	0	0	0	0	0	0	0	0	0	0	0	0	0	0	0	L	31-38
12/05	at Texans	P	0	0	0	0	0	0	0	0	0	0	0	0	0	0	0	0	0	0	0	0	0	0	0	0	0	W	31-0
12/18	Patriots	P	0	0	0	0	0	0	0	0	0	0	0	0	0	0	0	0	0	0	0	0	0	0	0	0	0	W	27-17
12/25	at Cardinals	P	1	1	0	0	0	0	0	0	0	0	0	0	0	0	0	0	0	0	0	0	0	0	0	0	0	W	22-16
01/02	Raiders	P	1	1	0	0	0	0	0	0	0	0	0	0	0	0	0	0	0	0	0	0	0	0	0	0	0	L	20-23
01/09	at Jaguars	P	0	0	0	0	0	0	0	1	0	0	0	0	0	0	0	0	0	0	0	0	0	0	0	0	0	L	11-26
<b>2021 TOTALS</b>		<b>10-0</b>	<b>6</b>	<b>5</b>	<b>1</b>	<b>0</b>	<b>5</b>	<b>0</b>	<b>0</b>	<b>0</b>	<b>1</b>	<b>0</b>	<b>0</b>	<b>0</b>	<b>0</b>	<b>1</b>	<b>0</b>	<b>0</b>	<b>0</b>	<b>0</b>	<b>0</b>	<b>0</b>	<b>0</b>	<b>0</b>	<b>0</b>	<b>0</b>	<b>0</b>	<b>9-8</b>	

+ - Overtime

### 2022 GAME-BY-GAME REGULAR-SEASON STATISTICS (COLTS)

DATE	OPPONENT	P/S	TACKLES							INTERCEPTIONS					FUMBLES				ST				MISC		W/L	SCORE			
			TK	S	A	SK	YDS	TFL	YDS	QBH	NO	YDS	LG	TD	PD	FF	FR	TD	YDS	TK	S	A	FF	FR			S	A	
09/11	at Texans	P	0	0	0	0	0	0	0	0	0	0	0	0	0	0	0	0	0	0	0	0	0	0	0	0	0	T	20-20
09/18	at Jaguars	P	0	0	0	0	0	0	0	0	0	0	0	0	0	0	0	0	0	0	0	0	0	0	0	0	0	L	0-24
09/25	Chiefs	P	2	2	0	0	0	1	3	0	0	0	0	0	0	0	0	0	0	0	0	0	0	0	0	0	0	W	20-17
10/02	Titans	P	2	1	1	1	0	12	1	0	0	0	0	0	0	0	0	0	0	0	0	0	0	0	0	0	0	L	17-24
10/06	at Broncos	P	4	1	3	0	5	3	5	0	2	0	0	0	0	0	0	0	0	0	0	0	0	0	0	0	0	W	12-9+
10/16	Jaguars	P	1	1	0	0	0	0	0	0	0	0	0	0	0	0	0	0	0	0	0	0	0	0	0	0	0	W	34-27
10/23	at Titans	P	0	0	0	0	0	0	0	1	0	0	0	0	0	0	0	0	0	0	0	0	0	0	0	0	0	L	10-19
10/30	Commanders	P	1	0	1	0	0	0	0	0	0	0	0	0	0	0	0	0	0	0	0	0	0	0	0	0	0	L	16-17
11/06	at Patriots	P	0	0	0	0	0	0	0	0	0	0	0	0	0	0	0	0	0	0	0	0	0	0	0	0	0	L	3-26
11/13	at Raiders	P	0	0	0	0	0	0	0	2	0	0	0	0	0	0	0	0	0	0	0	0	0	0	0	0	0	W	25-20
11/20	Eagles	S	3	2	1	0	0	0	0	1	0	0	0	0	0	0	0	0	0	0	0	0	0	0	0	0	0	L	16-17
11/28	Steelers	S	4	2	2	0	0	0	0	0	0	0	0	0	0	0	0	0	0	0	0	0	0	0	0	0	0	L	17-24
12/04	at Cowboys	P	2	0	2	0	0	0	0	0	0	0	0	0	0	0	0	0	0	0	0	0	0	0	0	0	0	L	19-54
12/17	at Vikings	P	5	4	1	2	0	8	1	8	2	0	0	0	0	0	0	0	0	0	0	0	0	0	0	0	0	L	36-39+
<b>2022 TOTALS</b>		<b>14-2</b>	<b>24</b>	<b>13</b>	<b>11</b>	<b>3.5</b>	<b>23.5</b>	<b>3</b>	<b>23</b>	<b>9</b>	<b>0</b>	<b>0</b>	<b>0</b>	<b>0</b>	<b>0</b>	<b>0</b>	<b>0</b>	<b>0</b>	<b>0</b>	<b>0</b>	<b>0</b>	<b>0</b>	<b>0</b>	<b>0</b>	<b>0</b>	<b>0</b>	<b>4-9-1</b>		

+ - Overtime



@dodeyingbo



@dodeyingbo

# 58 BOBBY OKEREKE

LINEBACKER

(oh-care-uh-KAY)



**BOBBY OKEREKE**: SELECTED BY THE COLTS IN THE THIRD ROUND (89TH OVERALL) OF THE 2019 NFL DRAFT.

**6-2 • 235 LBS**

**NFL EXP: 4**

**(4TH YEAR WITH THE COLTS)**

**BORN: 7/29/96**



**COLLEGE:  
STANFORD**

## 4TH-AND-SHORT

- In his first three seasons, he recorded 260 tackles (188 solo), 9.0 tackles for loss, 2.0 sacks, 12 passes defended, three interceptions, two forced fumbles and three fumble recoveries in 47 games (33 starts).
- Is an Eagle Scout.
- Interned under former United States Secretary of State Condoleezza Rice.
- A first-generation American.
- Performed in Carnegie Hall with his high school choir.

## DOWN THE STRETCH

**Bucket list:** I want to go skydiving and bungee jumping.

**Pregame ritual:** I like to listen to music to get in the zone. Usually it is either hip hop or rap.

**Nicknames:** Bob, Robert and back home and in college people call me Wap. It originated from Fetty Wap when he was real popular.

**Favorite artist:** Juice Wrld and Chance the Rapper

**What is one place you want to go:** I want to go to Vegas, Miami and Hawaii.

**Mentor:** My dad and Coach Turley throughout my years of college.

**What is one thing you can't live without:** Head-phones

**Hobbies outside of football:** I like music. I like being outdoors. I like camping, hiking and stuff like that.

**Who was your favorite player growing up:** LeBron James

**Favorite team growing up:** Phillies

**Hidden talents:** I am a great bass singer. I sang in my high school choir and I have a deep voice to sing that base. We sang a lot of ensembles.



@BOBBYOKEREKE



@BOBBYOKEREKE

# 58 BOBBY OKEREKE

LINEBACKER

(oh-care-uh-KAY)



## A SCOUT'S HONOR

When Okereke was growing up in San Mateo, Calif. his mom wanted to get him involved in the community. "My mom put me in scouting around first grade because she probably wanted some structure in my life," Okereke said. Okereke started as a Cub Scout and started climbing the ranks and eventually spent eight years in the program to reach his current level as an Eagle Scout. "You have to fulfill the time allotment and there are all these different qualifications that you have to check off and get certain merit badges."

## NFL HIGHLIGHTS

- Has appeared in 61 games (46 starts) in four seasons and has recorded 378 tackles (262 solo), 13.0 tackles for loss, 2.0 sacks, 17 passes defended, three interceptions, three forced fumbles, five fumble recoveries, nine special teams tackles and one interception returned for a defensive two-point conversion. Has appeared in one postseason contest and has recorded four tackles (three solo).
- Has appeared in 14 games (13 starts) in 2022 and has compiled 118 tackles (74 solo), 4.0 tackles for loss and five passes defended, one forced fumble and two fumble recoveries. In Week 6 vs. Jacksonville, he tallied a team-high 13 tackles (eight solo) and 1.0 tackle for loss. In Week 9 at New England, he accumulated four solo tackles, 1.0 tackle for loss, one forced fumble and one fumble recovery. In Week 10 at Las Vegas, he recorded nine tackles (six solo) and one pass defended. In Week 15 at Minnesota, had a team-high 12 tackles (six solo) and one pass defended.
- In 2021, he started all 17 games and registered 130 tackles (88 solo), 3.0 tackles for loss, 1.0 sack, four passes defended and two interceptions. Led the team in total tackles and solo tackles. Ranked ninth in the NFL in solo tackles. In Week 3 at Tennessee, he compiled eight tackles (six solo), 1.0 tackle for loss and 1.0 sack. In Week 6 vs. Houston, he recorded a single-game career-high 14 tackles (nine solo). In Week 9 vs. New York Jets, he tallied a team-high 11 tackles (nine solo), one pass defended and one interception.
- Competed in 14 games (eight starts) in 2020 and tallied 72 tackles (57 solo), 4.0 tackles for loss, six passes defended, one interception and two fumble recoveries. In Week 4 at Chicago, he tallied eight tackles (six solo) and 1.0 tackle for loss. In Week 5 at Cleveland, he led the team in tackles (10) and solo tackles (eight) while also adding one pass defended and one interception. In Week 8 at Detroit, he recorded seven tackles (six solo) and a single-game career-high 2.0 tackles for loss. In Week 15 vs. Houston, he registered seven tackles (five solo), one pass defended and a fumble recovery that sealed the victory. Appeared in one postseason game and recorded four tackles (three solo).
- In 2019, appeared in all 16 games (eight starts) and tallied 58 tackles (43 solo), 2.0 tackles for loss, 1.0 sack, two passes defended, two forced fumbles, one fumble recovery, five special teams tackles and one

## AN OPPORTUNITY UNLIKE ANY OTHER

While Okereke was at Stanford making plays on the field and majoring in management, science and engineering, he heard about quite the opportunity. Matt Doyle, Stanford's director of football operations, talked to him about an internship so he decided to apply. The opportunity was to intern with former United States Secretary of State Condoleezza Rice. "Once I got it I was just ecstatic to be working in her office," Okereke said. He assisted her in a variety of roles, but was able to contribute to the KPMG project. "We brought in kids in the lower-socioeconomic area and brought them in to tour Stanford. We brought them to the golf course and there was a scholarship attached with it." They still keep in touch to this day and Okereke is incredibly grateful for the opportunity. "It was amazing."



## NFL HIGHLIGHTS CONT...

interception returned for a defensive two-point conversion. Started his first career game in Week 3 vs. Atlanta and totaled eight tackles (six solo). In Week 11 vs. Jacksonville, he had two tackles (one solo) and one interception returned for a defensive two-point conversion. In Week 13 vs. Tennessee, he totaled three tackles (two solo), 1.0 sack and one forced fumble. In Week 16 vs. Carolina, he had a career-high nine solo tackles and one special teams stop.

## COLLEGE HIGHLIGHTS

- Played in 51 career games and totaled 240 tackles (114 solo), 19.0 tackles for loss, 10.5 sacks, nine passes defended, three forced fumbles, one interception (returned for a touchdown), one fumble recovery and one safety.
- Was named an All-PAC-12 honorable mention choice and a Lott IMPACT Trophy quarterfinalist in 2018 after recording 96 tackles (52 solo), 7.5 tackles for loss, 4.5 sacks, five passes defended, two forced fumbles, one fumble recovery and one safety. Also served as a team captain.
- In 2017, he was named an All-PAC-12 honorable mention choice and appeared in all 14 games, making 96 tackles (48 solo), 7.5 tackles for loss, 4.0 sacks, one forced fumble and one interception (returned for a touchdown).
- Started all 13 games in 2016 and tallied 41 tackles (12 solo), 4.0 tackles for loss, 3.0 sacks and one pass defended.
- In 2015, he appeared in 11 games, making seven tackles (two solo) and had one pass defended.
- Redshirted the 2014 season as a true freshman.



@BOBBYOKEREKE



@BOBBYOKEREKE

# 58 BOBBY OKEREKE

LINEBACKER

(oh-care-uh-KAY)



## PERSONAL

- Attended Foothill (Calif.) High School and played under Head Coach Doug Case.
- A four-time varsity letterwinner.
- A four-star recruit by *Scout.com*, *Rivals.com*, ESPN and *247Sports*. Ranked as the 14th best recruit in California by *Scout.com*, 16th by *Rivals.com* and 17th by *247Sports* and the nation's 10th best outside linebacker by *Rivals.com* and *247Sports*.
- *PrepStar* All-America and National Football Foundation Scholar-Athlete Award winner (Orange County Chapter).
- 2014 Watkins Award winner and named 2014 Orange County Metro "40 under 40."
- 2013 *Orange County Register* All-West Coast "Fab 15" second-team, *Los Angeles Times* All-Area first-team, *MaxPreps* All-State Division II first team, Century League Player of the Year, All-Century League first team, All-CIF Southwest Division, All-County first-team and Foothill Knight of the Year.
- 2012 All-Century League first-team, All CIF-Southwest Division, Foothill Coaches' Award winner and Junior Scholar Athlete of the Year.
- 2011 Sophomore Varsity Rookie of the Year.
- 2010 Foothill Coaches' Award.
- Won the 2013 Century League Title.
- Recorded 162 career tackles, 9.0 sacks, four interceptions (two returned for touchdowns) and seven passes defensed.
- 2014 Semper Fidelis All-America Game West team's defensive MVP.
- His cousin, Amobi Okugo, played soccer at UCLA and plays as a midfielder and defender for the Austin Bold FC in the USL Championships league.
- Majored in management, science and engineering.
- Working on master's degree in media studies.
- Performed in Carnegie Hall with high school choir.
- Participated in the NFL's My Cause My Cleats initiative and represented Project Healthy Minds (2021), kNOT TODAY (2020) and Active Minds (2019).
- In 2020, he participated in a Colts' mobile pantry distribution and attended a Marion County Juvenile Detention Center activation event.
- Volunteered at many community events with the Colts in 2019, including Colts Youth Football Camp, Uniform Blitz, annual Playground Build, Team Smile event and Lids for Kids event.
- First-generation American.
- Full name is Robert Nnanna Okereke.
- Last name is pronounced oh-ker-uh-KAY.
- Born in San Mateo, Calif.



@BOBBYOKEREKE



@BOBBYOKEREKE



### BOBBY OKEREKE'S - NFL REGULAR SEASON STATISTICS

DATE	TEAM	GP	GS	TACKLES								INTERCEPTIONS					FUMBLES			ST			MISC				
				TK	S	A	TFL	YDS	SK	YDS	QBH	NO	YDS	LG	TD	PD	FF	FR	TD	YDS	TK	S	A	FF	FR	S	A
2019	Colts	16	8	58	43	15	2	5	1.0	12.0	1	0	0	0	0	2	1	1	0	0	7	5	2	1	0	0	0
2020	Colts	14	8	72	57	15	4	8	0.0	0.0	1	1	7	7	0	6	0	2	0	0	0	0	0	0	0	0	
2021	Colts	17	17	130	88	42	3	13	1.0	9.0	2	2	20	16	0	4	0	0	0	0	2	1	1	0	0	0	
2022	Colts	14	13	118	74	44	4	12	0.0	0.0	0	0	0	0	0	5	1	2	0	0	2	2	0	0	0	0	
<b>TOTALS</b>		<b>61</b>	<b>46</b>	<b>378</b>	<b>262</b>	<b>116</b>	<b>13</b>	<b>38</b>	<b>2.0</b>	<b>21.0</b>	<b>4</b>	<b>3</b>	<b>27</b>	<b>16</b>	<b>0</b>	<b>17</b>	<b>2</b>	<b>5</b>	<b>0</b>	<b>0</b>	<b>11</b>	<b>8</b>	<b>3</b>	<b>1</b>	<b>0</b>	<b>0</b>	

### BOBBY OKEREKE'S - NFL POSTSEASON STATISTICS

DATE	TEAM	GP	GS	TACKLES								INTERCEPTIONS					FUMBLES			ST			MISC			
				TK	S	A	TFL	YDS	SK	YDS	QBH	NO	YDS	LG	TD	PD	FF	FR	TD	YDS	TK	S	A	FF	FR	S
2020	Colts	1	0	4	3	1	0	0	0.0	0.0	0	0	0	0	0	0	0	0	0	0	0	0	0	0	0	0
<b>TOTALS</b>		<b>1</b>	<b>0</b>	<b>4</b>	<b>3</b>	<b>1</b>	<b>0</b>	<b>0</b>	<b>0.0</b>	<b>0.0</b>	<b>0</b>	<b>0</b>	<b>0</b>	<b>0</b>	<b>0</b>	<b>0</b>	<b>0</b>	<b>0</b>	<b>0</b>	<b>0</b>	<b>0</b>	<b>0</b>	<b>0</b>	<b>0</b>	<b>0</b>	<b>0</b>

#### SINGLE-GAME HIGHS: DEFENSIVE

- Total Tackles** 14 vs. Houston Texans, Oct 17, 2021  
13 vs. Jacksonville Jaguars, Oct 16, 2022  
12 at Minnesota Vikings, Dec 17, 2022  
...1 more at 12.
- Solo Tackles** 10 vs. Tennessee Titans, Oct 31, 2021  
9 at Jacksonville Jaguars, Sep 18, 2022  
...2 more at 9.
- Sacks** 1.0 at Tennessee Titans, Sep 26, 2021  
...1 more at 1.0.
- Passes Defensed** 2 at Tennessee Titans, Oct 23, 2022  
...1 more at 2.
- Forced Fumbles** 1 at New England Patriots, Nov 06, 2022  
...1 more at 1.
- Fumble Recoveries** 1 at New England Patriots, Nov 06, 2022  
...4 more at 1.
- Tackles For Loss** 2 at Detroit Lions, Nov 01, 2020  
1 at New England Patriots, Nov 06, 2022  
...10 more at 1.
- Interceptions** 1 vs. New England Patriots, Dec 18, 2021  
...2 more at 1.
- Interception Return Yards** 16 vs. New England Patriots, Dec 18, 2021  
7 at Cleveland Browns, Oct 11, 2020  
4 vs. New York Jets, Nov 04, 2021  
...10 more at 1.
- Special Teams Tackles** 1 vs. Pittsburgh Steelers, Nov 28, 2022  
...10 more at 1.
- Special Teams Forced Fumbles** 1 at Houston Texans, Nov 21, 2019
- Longest Own Fumble Return** 11 vs. Baltimore Ravens, Nov 08, 2020

#### SINGLE-GAME HIGHS - POSTSEASON: DEFENSIVE

- Total Tackles** 4 at Buffalo Bills, Jan 09, 2021
- Solo Tackles** 3 at Buffalo Bills, Jan 09, 2021

#### 2019 GAME-BY-GAME REGULAR-SEASON STATISTICS (COLTS)

DATE	OPPONENT	P/S	TACKLES								INTERCEPTIONS					FUMBLES			ST			W/L	SCORE					
			TK	S	A	SK	YDS	TFL	YDS	QBH	NO	YDS	LG	TD	PD	FF	FR	TD	YDS	TK	S			A				
09/08	at Chargers	P	1	1	0	0	0	0	0	0	1	1	0	0	0	0	0	0	0	0	0	0	0	0	0	L	24-30+	
09/15	at Titans	P	0	0	0	0	0	0	0	0	0	0	0	1	0	0	0	0	0	1	0	1	0	0	0	0	W	19-17
09/22	Falcons	S	8	6	2	0	0	0	0	0	0	0	0	0	0	0	0	0	0	0	0	0	0	0	0	0	W	27-24
09/29	Raiders	S	7	6	1	0	0	1	4	0	0	0	0	0	0	0	0	0	0	0	0	0	0	0	0	0	L	24-31
10/06	at Chiefs	S	3	3	0	0	0	0	0	0	0	0	0	0	0	1	0	0	0	0	0	0	0	0	0	0	W	19-13
10/20	Texans	P	0	0	0	0	0	0	0	0	0	0	0	0	0	0	0	0	0	0	0	0	0	0	0	0	W	30-23
10/27	Broncos	S	3	1	2	0	0	0	0	0	0	0	0	0	0	0	0	0	0	0	1	1	0	0	0	0	W	15-13
11/03	at Steelers	S	4	2	2	0	0	0	0	0	0	0	0	0	0	0	0	0	0	0	1	1	0	0	0	0	L	24-26
11/10	Dolphins	S	4	3	1	0	0	0	0	0	0	0	0	0	0	0	0	0	0	0	0	0	0	0	0	0	L	12-16
11/17	Jaguars	P	3	2	1	0	0	0	0	0	0	0	0	0	0	0	0	0	0	0	0	0	0	0	0	0	W	33-13
11/21	at Texans	S	3	2	1	0	0	0	0	0	0	0	0	1	0	0	0	0	0	1	0	1	1	0	0	0	L	17-20
12/01	Titans	P	4	3	1	1	0	1	2	0	0	1	0	0	0	1	0	0	0	0	0	0	0	0	0	0	L	17-31
12/08	at Buccaneers	S	2	2	0	0	0	0	0	0	0	0	0	0	0	0	0	0	0	0	1	1	0	0	0	0	L	35-38
12/16	at Saints	P	6	3	3	0	0	0	0	0	0	0	0	0	0	0	0	0	0	0	1	1	0	0	0	0	L	7-34
12/22	Panthers	P	9	9	0	0	0	0	0	0	0	0	0	0	0	0	0	0	0	0	1	1	0	0	0	0	W	38-6
12/29	at Jaguars	P	1	0	1	0	0	0	0	0	0	0	0	0	0	0	0	0	0	0	0	0	0	0	0	0	L	20-38
<b>2019 TOTALS</b>		<b>16-8</b>	<b>58</b>	<b>43</b>	<b>15</b>	<b>1.0</b>	<b>12.0</b>	<b>2</b>	<b>5</b>	<b>1</b>	<b>0</b>	<b>0</b>	<b>0</b>	<b>0</b>	<b>2</b>	<b>1</b>	<b>1</b>	<b>0</b>	<b>0</b>	<b>7</b>	<b>5</b>	<b>2</b>	<b>1</b>	<b>0</b>	<b>0</b>	<b>0</b>	<b>7-9</b>	

+ - Overtime



58

## BOBBY OKEREKE

LINEBACKER

(oh-care-uh-KAY)



## 2020 GAME-BY-GAME REGULAR-SEASON STATISTICS (COLTS)

DATE	OPPONENT	P/S	TACKLES							INTERCEPTIONS				FUMBLES			ST				MISC		W/L	SCORE			
			TK	S	A	SK	YDS	TFL	YDS	QBH	NO	YDS	LG	TD	PD	FF	FR	TD	YDS	TK	S	A			FF	FR	S
09/13	at Jaguars	S	1	1	0	0.0	0.0	0	0	0	0	0	0	0	0	0	0	0	0	0	0	0	0	0	0	L	20-27
09/20	Vikings	S	3	2	1	0.0	0.0	0	0	0	0	0	0	0	0	0	0	0	0	0	0	0	0	0	0	W	28-11
09/27	Jets	P	4	3	1	0.0	0.0	0	0	0	0	0	0	0	0	0	0	0	0	0	0	0	0	0	0	W	36-7
10/04	at Bears	S	8	6	2	0.0	0.0	1	1	0	0	0	0	0	0	0	0	0	0	0	0	0	0	0	0	W	19-11
10/11	at Browns	S	10	8	2	0.0	0.0	0	0	0	1	7	7	0	1	0	0	0	0	0	0	0	0	0	0	L	23-32
10/18	Bengals	S	7	5	2	0.0	0.0	0	0	0	0	0	0	0	2	0	0	0	0	0	0	0	0	0	0	W	31-27
11/01	at Lions	P	7	6	1	0.0	0.0	2	6	1	0	0	0	0	0	0	0	0	0	0	0	0	0	0	0	W	41-21
11/08	Ravens	P	9	7	2	0.0	0.0	1	1	0	0	0	0	0	0	1	0	0	0	0	0	0	0	0	0	L	10-24
11/12	at Titans	S	4	3	1	0.0	0.0	0	0	0	0	0	0	1	0	0	0	0	0	0	0	0	0	0	0	W	34-17
11/22	Packers	P	1	1	0	0.0	0.0	0	0	0	0	0	0	0	0	0	0	0	0	0	0	0	0	0	0	W	34-31+
11/29	Titans																								L	26-45	
12/06	at Texans																								W	26-20	
12/13	at Raiders	S	6	5	1	0.0	0.0	0	0	0	0	0	0	0	1	0	0	0	0	0	0	0	0	0	0	W	44-27
12/20	Texans	P	6	5	1	0.0	0.0	0	0	0	0	0	0	1	0	1	0	0	0	0	0	0	0	0	0	W	27-20
12/27	at Steelers	P	3	3	0	0.0	0.0	0	0	0	0	0	0	0	0	0	0	0	0	0	0	0	0	0	0	L	24-28
01/03	Jaguars	S	3	2	1	0.0	0.0	0	0	0	0	0	0	0	0	0	0	0	0	0	0	0	0	0	0	W	28-14
<b>2020 TOTALS</b>			<b>14-8</b>	<b>72</b>	<b>57</b>	<b>15</b>	<b>0.0</b>	<b>0.0</b>	<b>4</b>	<b>8</b>	<b>1</b>	<b>1</b>	<b>7</b>	<b>7</b>	<b>0</b>	<b>6</b>	<b>0</b>	<b>2</b>	<b>0</b>	<b>0</b>	<b>0</b>	<b>0</b>	<b>0</b>	<b>0</b>	<b>0</b>	<b>0</b>	<b>11-5</b>

+ - Overtime

## 2021 GAME-BY-GAME REGULAR-SEASON STATISTICS (COLTS)

DATE	OPPONENT	P/S	TACKLES							INTERCEPTIONS				FUMBLES			ST				MISC		W/L	SCORE			
			TK	S	A	SK	YDS	TFL	YDS	QBH	NO	YDS	LG	TD	PD	FF	FR	TD	YDS	TK	S	A			FF	FR	S
09/12	Seahawks	S	7	5	2	0.0	0.0	0	0	0	0	0	0	0	0	0	0	0	0	0	0	0	0	0	0	L	16-28
09/19	Rams	S	5	2	3	0.0	0.0	0	0	0	0	0	0	0	0	0	0	0	0	0	0	0	0	0	0	L	24-27
09/26	at Titans	S	8	6	2	1.0	9.0	1	9	1	0	0	0	0	0	0	0	0	0	0	0	0	0	0	0	L	16-25
10/03	at Dolphins	S	8	2	6	0.0	0.0	0	0	0	0	0	0	1	0	0	0	0	0	0	0	0	0	0	0	W	27-17
10/11	at Ravens	S	9	7	2	0.0	0.0	0	0	0	0	0	0	0	0	0	0	0	0	0	0	0	0	0	0	L	25-31+
10/17	Texans	S	14	9	5	0.0	0.0	0	0	1	0	0	0	0	0	0	0	0	0	0	0	0	0	0	0	W	31-3
10/24	at 49ers	S	4	2	2	0.0	0.0	1	1	0	0	0	0	1	0	0	0	0	0	0	0	0	0	0	0	W	30-18
10/31	Titans	S	12	10	2	0.0	0.0	0	0	0	0	0	0	0	0	0	0	0	0	0	0	0	0	0	0	L	31-34+
11/04	Jets	S	11	8	3	0.0	0.0	0	0	0	1	4	4	0	1	0	0	0	0	0	0	0	0	0	0	W	45-30
11/14	Jaguars	S	7	5	2	0.0	0.0	0	0	0	0	0	0	0	0	0	0	0	0	1	0	1	0	0	0	W	23-17
11/21	at Bills	S	7	6	1	0.0	0.0	0	0	0	0	0	0	0	0	0	0	0	0	0	0	0	0	0	0	W	41-15
11/28	Buccaneers	S	8	5	3	0.0	0.0	1	3	0	0	0	0	0	0	0	0	0	0	0	0	0	0	0	0	L	31-38
12/05	at Texans	S	6	4	2	0.0	0.0	0	0	0	0	0	0	0	0	0	0	0	0	0	0	0	0	0	0	W	31-0
12/18	Patriots	S	3	3	0	0.0	0.0	0	0	1	16	16	0	1	0	0	0	0	0	0	0	0	0	0	0	W	27-17
12/25	at Cardinals	S	8	5	3	0.0	0.0	0	0	0	0	0	0	0	0	0	0	0	0	0	0	0	0	0	0	W	22-16
01/02	Raiders	S	9	8	1	0.0	0.0	0	0	0	0	0	0	0	0	0	0	0	0	1	1	0	0	0	0	L	20-23
01/09	at Jaguars	S	4	1	3	0.0	0.0	0	0	0	0	0	0	0	0	0	0	0	0	0	0	0	0	0	0	L	11-26
<b>2021 TOTALS</b>			<b>17-17</b>	<b>130</b>	<b>88</b>	<b>42</b>	<b>1.0</b>	<b>9.0</b>	<b>3</b>	<b>13</b>	<b>2</b>	<b>2</b>	<b>20</b>	<b>16</b>	<b>0</b>	<b>4</b>	<b>0</b>	<b>0</b>	<b>0</b>	<b>0</b>	<b>2</b>	<b>1</b>	<b>1</b>	<b>0</b>	<b>0</b>	<b>0</b>	<b>9-8</b>

+ - Overtime

## 2022 GAME-BY-GAME REGULAR-SEASON STATISTICS (COLTS)

DATE	OPPONENT	P/S	TACKLES							INTERCEPTIONS				FUMBLES			ST				MISC		W/L	SCORE			
			TK	S	A	SK	YDS	TFL	YDS	QBH	NO	YDS	LG	TD	PD	FF	FR	TD	YDS	TK	S	A			FF	FR	S
09/11	at Texans	S	7	6	1	0.0	0.0	0	0	0	0	0	0	0	1	0	0	0	0	0	0	0	0	0	0	T	20-20
09/18	at Jaguars	S	11	9	2	0.0	0.0	1	1	0	0	0	0	0	0	0	0	0	0	0	0	0	0	0	0	L	0-24
09/25	Chiefs	S	7	4	3	0.0	0.0	0	0	0	0	0	0	0	0	0	0	0	0	0	0	0	0	0	0	W	20-17
10/02	Titans	P	8	5	3	0.0	0.0	0	0	0	0	0	0	0	0	0	0	0	0	0	0	0	0	0	0	L	17-24
10/06	at Broncos	S	9	6	3	0.0	0.0	1	1	0	0	0	0	0	0	0	0	0	0	0	0	0	0	0	0	W	12-9+
10/16	Jaguars	S	13	8	5	0.0	0.0	1	5	0	0	0	0	0	0	0	0	0	0	0	0	0	0	0	0	W	34-27
10/23	at Titans	S	10	6	4	0.0	0.0	0	0	0	0	0	0	2	0	1	0	0	0	0	0	0	0	0	0	L	10-19
10/30	Commanders	S	7	3	4	0.0	0.0	0	0	0	0	0	0	0	0	0	0	0	1	1	0	0	0	0	0	L	16-17
11/06	at Patriots	S	4	4	0	0.0	0.0	1	5	0	0	0	0	0	0	1	1	0	0	0	0	0	0	0	0	L	3-26
11/13	at Raiders	S	9	6	3	0.0	0.0	0	0	0	0	0	0	0	1	0	0	0	0	0	0	0	0	0	0	W	25-20
11/20	Eagles	S	9	4	5	0.0	0.0	0	0	0	0	0	0	0	0	0	0	0	0	0	0	0	0	0	0	L	16-17
11/28	Steelers	S	5	3	2	0.0	0.0	0	0	0	0	0	0	0	0	0	0	0	0	1	1	0	0	0	0	L	17-24
12/04	at Cowboys	S	7	4	3	0.0	0.0	0	0	0	0	0	0	0	0	0	0	0	0	0	0	0	0	0	0	L	19-54
12/17	at Vikings	S	12	6	6	0.0	0.0	0	0	0	0	0	0	1	0	0	0	0	0	0	0	0	0	0	0	L	36-39+
<b>2022 TOTALS</b>			<b>14-13</b>	<b>118</b>	<b>74</b>	<b>44</b>	<b>0.0</b>	<b>0.0</b>	<b>4</b>	<b>12</b>	<b>0</b>	<b>0</b>	<b>0</b>	<b>0</b>	<b>0</b>	<b>5</b>	<b>1</b>	<b>2</b>	<b>0</b>	<b>0</b>	<b>2</b>	<b>2</b>	<b>0</b>	<b>0</b>	<b>0</b>	<b>0</b>	<b>4-9-1</b>

+ - Overtime



@BOBBYOKEREKE



@BOBBYOKEREKE

# 58

# BOBBY OKEREKE

## LINEBACKER

(oh-care-uh-KAY)



### 2020 GAME-BY-GAME POSTSEASON STATISTICS (COLTS)

DATE	OPPONENT	P/S	TACKLES							INTERCEPTIONS				FUMBLES			ST				MISC		SCORE					
			TK	S	A	SK	YDS	TFL	YDS	QBH	NO	YDS	LG	TD	PD	FF	FR	TD	YDS	TK	S	A		FF	FR	S	A	W/L
01/09	at Bills	P	4	3	1	0.0	0.0	0	0	0	0	0	0	0	0	0	0	0	0	0	0	0	0	0	0	0	L	24-27
<b>2020 TOTALS</b>			<b>1-0</b>	<b>4</b>	<b>3</b>	<b>1</b>	<b>0.0</b>	<b>0.0</b>	<b>0</b>	<b>0</b>	<b>0</b>	<b>0</b>	<b>0</b>	<b>0</b>	<b>0</b>	<b>0</b>	<b>0</b>	<b>0</b>	<b>0</b>	<b>0</b>	<b>0</b>	<b>0</b>	<b>0</b>	<b>0</b>	<b>0</b>	<b>0</b>	<b>0-1</b>	



@BOBBYOKEREKE



@BOBBYOKEREKE



# 51

# KWITY PAYE

DEFENSIVE END

(QWIT-tee PAY)



**KWITY PAYE**. SELECTED BY THE COLTS IN THE FIRST ROUND (21ST OVERALL) OF THE 2021 NFL DRAFT.

**6-3 • 265** LBS

**NFL EXP: 2**

**(2ND YEAR WITH THE COLTS)**

**BORN: 11/19/98**

**M** COLLEGE:  
**MICHIGAN**

## 4TH-AND-SHORT

- In his rookie season, he compiled 32 tackles (16 solo), 3.0 tackles for loss, 4.0 sacks, one pass defended, one forced fumble and two fumble recoveries.
- In 2020, he was selected a team captain and earned Second Team All-Big Ten honors from the media.
- His mother moved their family from the Republic of Guinea to Rhode Island when he was six months old.
- Named the 2016 Rhode Island Gatorade Player of the Year.

## DOWN THE STRETCH

**What is on your bucket list:** I want to go skydiving.

**What is the best advice you've been given:**

If your name is on it, make sure it's the best representation of you.

**Who is your mentor:** My mom

**Who is your favorite artist:** J. Cole

**What is your favorite vacation spot:** South Africa

**What is your favorite TV show:** "Dexter"

**What is your favorite movie:** "Friday Night Lights"

**What are your pet peeves:** Loud chewing, lying, selfishness

**What is one thing you can't live without:** My phone

**Who was your favorite athlete growing up:** LeBron James

**What are your hobbies off the field:** Watch TV shows



@OfficialKwity



@kwitypaye



### AN IMPROBABLE JOURNEY

Paye's family has gone through a lot for him to have the opportunity to play in the NFL. Paye's mother, Agnes, grew up in Liberia, but when she was 12 years old, a civil war broke out and the area became very unsafe. Her father had his house burned down, and she wasn't able to even check on him because of the war going on. Agnes moved the family when Paye was six months old from the Republic of Guinea to the Lockwood projects in Providence, R.I. Paye started playing football and decided to attend Bishop Hendricken, where former NFL player Will Blackmon played high school football. The only issue was that it was a private school that didn't come cheap, and Agnes would have to work two or even three jobs to cover the expenses. Paye had to convince his mom to let him attend because he felt that if he went there, received good grades and starred on the field, that he would have a good chance to land a scholarship to play football collegiately. Paye made it all worth it, earning Rhode Island's Gatorade Player of the Year award as well as being named Rhode Island's Defensive Player of the Year by *USA Today*. He was a part of four state championship teams en route to earning scholarship offers from many Division I programs, before selecting Michigan. At Michigan, he registered 100 tackles (56 solo), 23.5 tackles for loss and 11.5 sacks, setting him up to be a first-round draft pick. In an interview right after he was drafted, Paye was able to express his gratitude to his mother for helping him get where he is, saying, "She's done working. She's retired."



### TUFF (THE UNIFORM FUNDING FOUNDATION)

While in college, one of Paye's teammates, Adam Shibley, had an idea to help under-served youth sports teams. He created the non-profit, TUFF (The Uniform Funding Foundation), that raises money to supply uniforms to youth sports teams that may not have the resources. Paye served as a board member, specifically the multicultural and player relations director throughout college. On draft night, Paye decided to release a 1-of-1 NFT (non-fungible token) that people could bid on with all proceeds going to TUFF. He also signed four pairs of limited-edition Jordan cleats that were up for auction benefiting TUFF.



### ALWAYS CARRYING MOTIVATION

Paye is a goal-driven man, and always wants to make sure he is staying focused on the prize. He has achieved the goal of making it to the NFL, but he is far from done. Paye has had the same wallet since sixth grade with a notecard that keeps him motivated. Some of the quotes on it are: "Nothing worth having comes easy," "Nothing will get in the way of me achieving my dreams," "Work hard and take care of my family," "God gives his toughest battles to his strongest soldiers" and "Remember when you wanted what you currently have." He also carries another notecard that includes different things he is thankful for, including his mom, his brothers, his coaches, his teammates, his athletic ability, his education, his close friends, the things he has and then his life. Paye says, "Those keep me grounded, keep me humble and remind me where I came from."





### NFL HIGHLIGHTS

- Has started 24 games in two seasons with the Colts (2021-22) and has tallied 70 tackles (46 solo), 12.0 tackles for loss, 10.0 sacks, one pass defended, one forced fumble and two fumble recoveries.
- In 2022, he has started nine games and has recorded 38 tackles (30 solo), 9.0 tackles for loss and 6.0 sacks. In Week 1 at Houston, he registered 2.0 sacks for his first multi-sack game. In Week 9 at New England, he registered single-game career highs in tackles (eight) and solo tackles (seven) and added 1.0 tackle for loss and 1.0 sack. In Week 13 at Dallas, he registered a single-game career-high nine tackles (six solo), 1.0 tackle for loss and 1.0 sack. Paye also set a new single-season career-high in sacks (5.0).
- Started 15 games in 2021 and registered 32 tackles (16 solo), 3.0 tackles for loss, 4.0 sacks, one pass defended, one forced fumble and two fumble recoveries. In Week 10 vs. Jacksonville, he tallied one solo tackle, 1.0 tackle for loss and his first-career sack. In Week 11 at Buffalo, he tallied one solo tackle and one strip-sack. In Week 12 vs. Tampa Bay, he recorded two solo tackles, 1.0 tackle for loss and 1.0 sack. He registered at least one sack in three consecutive games to become the first Colts rookie to accomplish that feat since Darius Leonard from Weeks 2-4 of 2018. In Week 17 vs. Las Vegas, he tallied three tackles and 1.0 sack.

### COLLEGE HIGHLIGHTS

- Appeared in 38 games (20 starts) at Michigan (2017-20) and totaled 100 tackles (56 solo), 23.5 tackles for loss, 11.5 sacks, one pass defended, one forced fumble and one fumble recovery.
- As a senior team captain, he was selected Second Team All-Big Ten by the media after he started all four games he appeared in and registered 16 tackles (12 solo), a team-high 4.0 tackles for loss and 2.0 sacks. He also was named a Senior CLASS Award finalist and earned Academic All-Big Ten honors. Paye was selected as the team's Defensive Lineman of the Week against Minnesota after he started the game and recorded four solo tackles, 3.0 tackles for loss and 2.0 sacks.
- In 2019, he earned Second Team All-Big Ten accolades from the coaches after he started all 12 games and accumulated a single-season career-high 50 tackles (26 solo), a team-high 12.5 tackles for loss, 6.5 sacks and one fumble recovery. He was selected as the co-recipient of the Richard Katcher Award (Michigan's best defensive lineman or outside linebacker) along with Aidan Hutchinson. Paye earned Academic All-Big Ten accolades. Named the team's Defensive Player of the Week against Rutgers after he started the game and tallied six tackles (four solo), 3.5 tackles for loss and 1.5 sacks.

### COLLEGE HIGHLIGHTS CONT...

- As a sophomore, he saw action in 13 games (four starts) and registered 29 tackles (18 solo), 5.5 tackles for loss, 2.0 sacks, one pass defended and one forced fumble. He was named the team's Defensive Lineman of the Week for his performances at Northwestern, vs. Maryland and vs. Indiana. Started against Northwestern and accumulated four solo tackles, 2.0 tackles for loss and 2.0 sacks. Paye garnered Academic All-Big Ten honors.
- In 2017, he appeared in nine games and tallied five tackles, 1.5 tackles for loss and 1.0 sack. Registered three tackles, 1.0 tackle for loss and his first-career sack at Penn State.

### PERSONAL

- Attended Bishop Hendricken High School in Warwick, R.I. and was named the No.1 player coming out of the state by ESPN.
- As a senior, he was named the 2016 Rhode Island Gatorade Player of the Year after he led the team to their seventh-consecutive state title and tallied 65 tackles, 12.0 tackles for loss and 4.5 sacks. He also registered 651 rushing yards and 13 touchdowns at running back.
- In 2016, he was named the *USA Today* Rhode Island Defensive Player of the Year.
- As a senior, he earned Under Armour All-America accolades.
- As a junior, he recorded 54 tackles and 3.5 sacks.
- Also competed in track and was a state champion in the long jump and part of the state champion 4x100 relay team.
- Participated in the NFL's My Cause My Cleats initiative and represented TUFF (The Uniform Funding Foundation) in 2021.
- Born in the Republic of Guinea and moved to Rhode Island when he was six months old.
- His brother, Komotay Koffie, was a defensive back at Northern Colorado and New Mexico State (2017-19).
- Majored in Afro-American and African studies.
- First name is pronounced QWIT-tee.
- Last name is pronounced PAY.
- Grew up in Providence, R.I.





### KWITY PAYE'S - NFL REGULAR SEASON STATISTICS

DATE	TEAM	GP	GS	TACKLES							INTERCEPTIONS					FUMBLES					ST			MISC			
				TK	S	A	TFL	YDS	SK	YDS	QBH	NO	YDS	LG	TD	PD	FF	FR	TD	YDS	TK	S	A	FF	FR	S	A
2021	Colts	15	15	32	16	16	3	11	4.0	23.0	10	0	0	0	0	1	1	2	0	0	0	0	0	0	0	0	0
2022	Colts	9	9	38	30	8	9	38	6.0	35.0	9	0	0	0	0	0	0	0	0	0	0	0	0	0	0	0	
<b>TOTALS</b>		<b>24</b>	<b>24</b>	<b>70</b>	<b>46</b>	<b>24</b>	<b>12</b>	<b>49</b>	<b>10.0</b>	<b>58.0</b>	<b>19</b>	<b>0</b>	<b>0</b>	<b>0</b>	<b>0</b>	<b>1</b>	<b>1</b>	<b>2</b>	<b>0</b>	<b>0</b>	<b>0</b>	<b>0</b>	<b>0</b>	<b>0</b>	<b>0</b>	<b>0</b>	

### SINGLE-GAME HIGHS: DEFENSIVE

- Total Tackles** 9 at Dallas Cowboys, Dec 04, 2022  
8 at New England Patriots, Nov 06, 2022  
7 at Houston Texans, Sep 11, 2022
- Solo Tackles** 7 at New England Patriots, Nov 06, 2022  
6 at Dallas Cowboys, Dec 04, 2022  
...1 more at 6.
- Sacks** 2.0 at Houston Texans, Sep 11, 2022  
1.0 at Minnesota Vikings, Dec 17, 2022  
...7 more at 1.0.
- Passes Defensed** 1 vs. New York Jets, Nov 04, 2021
- Forced Fumbles** 1 at Buffalo Bills, Nov 21, 2021
- Fumble Recoveries** 1 at San Francisco 49ers, Oct 24, 2021  
...1 more at 1.
- Tackles For Loss** 2 at Minnesota Vikings, Dec 17, 2022  
...1 more at 2.

### 2021 GAME-BY-GAME REGULAR-SEASON STATISTICS (COLTS)

DATE	OPPONENT	P/S	TACKLES							INTERCEPTIONS					FUMBLES					ST			MISC																										
			TK	S	A	SK	YDS	TFL	YDS	QBH	NO	YDS	LG	TD	PD	FF	FR	TD	YDS	TK	S	A	FF	FR	S	A	W/L	SCORE																					
09/12	Seahawks	S	3	2	1	0.0	0.0	1	3	0	0	0	0	0	0	1	1	0	0	0	0	0	0	0	0	0	L	16-28																					
09/19	Rams	S	5	4	1	0.0	0.0	0	0	0	0	0	0	0	0	0	0	0	0	0	0	0	0	0	0	L	24-27																						
09/26	at Titans	S	0	0	0	0.0	0.0	0	0	0	0	0	0	0	0	0	0	0	0	0	0	0	0	0	0	L	16-25																						
10/03	at Dolphins		ON INACTIVE LIST																																													W	27-17
10/11	at Ravens		ON INACTIVE LIST																																													L	25-31+
10/17	Texans	S	1	1	0	0.0	0.0	0	0	0	0	0	0	0	0	0	0	0	0	0	0	0	0	0	0	0	W	31-3																					
10/24	at 49ers	S	4	1	3	0.0	0.0	0	0	0	0	0	0	0	0	1	1	0	0	0	0	0	0	0	0	0	W	30-18																					
10/31	Titans	S	1	0	1	0.0	0.0	0	0	0	0	0	0	0	0	0	0	0	0	0	0	0	0	0	0	0	L	31-34+																					
11/04	Jets	S	2	1	1	0.0	0.0	0	0	0	0	0	0	1	0	0	0	0	0	0	0	0	0	0	0	0	W	45-30																					
11/14	Jaguars	S	1	1	0	1.0	6.0	1	6	3	0	0	0	0	0	0	0	0	0	0	0	0	0	0	0	0	W	23-17																					
11/21	at Bills	S	1	1	0	1.0	8.0	0	0	0	0	0	0	0	1	0	0	0	0	0	0	0	0	0	0	0	W	41-15																					
11/28	Buccaneers	S	2	2	0	1.0	2.0	1	2	1	0	0	0	0	0	0	0	0	0	0	0	0	0	0	0	0	L	31-38																					
12/05	at Texans	S	2	1	1	0.0	0.0	0	0	1	0	0	0	0	0	0	0	0	0	0	0	0	0	0	0	0	W	31-0																					
12/18	Patriots	S	1	0	1	0.0	0.0	0	0	1	0	0	0	0	0	0	0	0	0	0	0	0	0	0	0	0	W	27-17																					
12/25	at Cardinals	S	1	1	0	0.0	0.0	0	0	0	0	0	0	0	0	0	0	0	0	0	0	0	0	0	0	0	W	22-16																					
01/02	Raiders	S	3	0	3	1.0	7.0	0	0	2	0	0	0	0	0	0	0	0	0	0	0	0	0	0	0	0	L	20-23																					
01/09	at Jaguars	S	5	1	4	0.0	0.0	0	0	0	0	0	0	0	0	0	0	0	0	0	0	0	0	0	0	0	L	11-26																					
<b>2021 TOTALS</b>		<b>15-15</b>	<b>32</b>	<b>16</b>	<b>16</b>	<b>4.0</b>	<b>23.0</b>	<b>3</b>	<b>11</b>	<b>10</b>	<b>0</b>	<b>0</b>	<b>0</b>	<b>0</b>	<b>1</b>	<b>1</b>	<b>2</b>	<b>0</b>	<b>0</b>	<b>0</b>	<b>0</b>	<b>0</b>	<b>0</b>	<b>0</b>	<b>0</b>	<b>0</b>	<b>9-8</b>																						

+ - Overtime

### 2022 GAME-BY-GAME REGULAR-SEASON STATISTICS (COLTS)

DATE	OPPONENT	P/S	TACKLES							INTERCEPTIONS					FUMBLES					ST			MISC																										
			TK	S	A	SK	YDS	TFL	YDS	QBH	NO	YDS	LG	TD	PD	FF	FR	TD	YDS	TK	S	A	FF	FR	S	A	W/L	SCORE																					
09/11	at Texans	S	7	6	1	2.0	11.0	2	11	2	0	0	0	0	0	0	0	0	0	0	0	0	0	0	0	0	T	20-20																					
09/18	at Jaguars	S	3	2	1	0.0	0.0	1	1	0	0	0	0	0	0	0	0	0	0	0	0	0	0	0	0	0	L	0-24																					
09/25	Chiefs	S	3	3	0	0.0	0.0	1	1	0	0	0	0	0	0	0	0	0	0	0	0	0	0	0	0	0	W	20-17																					
10/02	Titans	S	3	1	2	1.0	9.0	1	9	2	0	0	0	0	0	0	0	0	0	0	0	0	0	0	0	0	L	17-24																					
10/06	at Broncos	S	0	0	0	0.0	0.0	0	0	1	0	0	0	0	0	0	0	0	0	0	0	0	0	0	0	0	W	12-9+																					
10/16	Jaguars		ON INACTIVE LIST																																													W	34-27
10/23	at Titans		ON INACTIVE LIST																																													L	10-19
10/30	Commanders		ON INACTIVE LIST																																													L	16-17
11/06	at Patriots	S	8	7	1	1.0	6.0	1	6	1	0	0	0	0	0	0	0	0	0	0	0	0	0	0	0	0	L	3-26																					
11/13	at Raiders	S	0	0	0	0.0	0.0	0	0	0	0	0	0	0	0	0	0	0	0	0	0	0	0	0	0	0	W	25-20																					
11/20	Eagles		ON INACTIVE LIST																																												L	16-17	
11/28	Steelers		ON INACTIVE LIST																																												L	17-24	
12/04	at Cowboys	S	9	6	3	1.0	5.0	1	5	1	0	0	0	0	0	0	0	0	0	0	0	0	0	0	0	0	L	19-54																					
12/17	at Vikings	S	5	5	0	1.0	4.0	2	5	2	0	0	0	0	0	0	0	0	0	0	0	0	0	0	0	0	L	36-39+																					
<b>2022 TOTALS</b>		<b>9-9</b>	<b>38</b>	<b>30</b>	<b>8</b>	<b>6.0</b>	<b>35.0</b>	<b>9</b>	<b>38</b>	<b>9</b>	<b>0</b>	<b>0</b>	<b>0</b>	<b>0</b>	<b>0</b>	<b>0</b>	<b>0</b>	<b>0</b>	<b>0</b>	<b>0</b>	<b>0</b>	<b>0</b>	<b>0</b>	<b>0</b>	<b>0</b>	<b>0</b>	<b>4-9-1</b>																						

+ - Overtime



# 14 ALEC PIERCE

WIDE RECEIVER



**ALEC PIERCE**. SELECTED BY THE COLTS IN THE SECOND ROUND (53RD OVERALL) OF THE 2022 NFL DRAFT.

**6-3 • 211** LBS  
**NFL EXP:** ROOKIE  
**BORN:** 5/2/00



**COLLEGE:**  
**CINCINNATI**

## 4TH-AND-SHORT

- Appeared in 45 games (30 starts) at Cincinnati (2018-21) and compiled 106 receptions for 1,951 yards (17.5 avg.) and 13 touchdowns.
- Finished ninth in Cincinnati history in career receiving yards.
- Earned Second Team All-AAC honors in 2021.
- Graduated with a degree in mechanical engineering in 3.5 years.

## DOWN THE STRETCH

**What is on your bucket list:** See all seven continents.

**Do you have any pets:** I have a dog at home, her name is Misty.

**What is the best advice you've been given:** Good things come to those that work.

**Who is your favorite artist:** Kanye West.

**Who was your favorite athlete growing up:** Usain Bolt.

**Do you have any hidden talents:** I'm very good at math.

**What is your favorite food:** Buffalo chicken wings.

**What are your hobbies off the field:** I enjoy golfing, watching TV and playing video games.



@alecpierce

@alecpierce

# 14 ALEC PIERCE

WIDE RECEIVER



## FAMILY OF ATHLETES

Growing up in Glen Ellyn, Ill., the Pierces were known around town for being a family full of athletes. It's not everyday that one household has five Division I athletes under the same roof. His parents were both student-athletes at Northwestern, where the couple met. Greg played football, while Stephanie was a standout volleyball player. The couple had three kids, Justin, Alec and Caden. Justin led the way with playing basketball at William & Mary before he played his last season at North Carolina. He currently plays professional basketball overseas in Europe. Caden played basketball and golf in high school and is committed to play basketball at Princeton.

## NFL HIGHLIGHTS

- In 2022, he has appeared in 13 games (10 starts) and has recorded 32 receptions for 510 yards and two touchdowns. In Week 5 at Denver, he tallied single-game career highs in receptions (five) and receiving yards (81). He became the first Colts rookie wide receiver to tally at least eight receptions in a single game since Austin Collie in Week 5 of 2009. In Week 13 at Dallas, he led the team in receiving with four receptions for 86 yards and one touchdown. Pierce also ranks third in the NFL among rookies in receiving yards (510)

## COLLEGE HIGHLIGHTS

- Appeared in 45 games (30 starts) at Cincinnati (2018-21) and compiled 106 receptions for 1,851 yards (17.5 avg.) and 13 touchdowns. He finished ninth in Cincinnati history in career receiving yards.
- As a team captain in 2021, he earned Second Team All-AAC honors after he played in all 14 games (13 starts) and led the team in receiving with 52 receptions for 884 yards (17.0 avg.) and eight touchdowns. Became Cincinnati's first CoSIDA Academic All-America First Team honoree since 1997. Also was a CoSIDA Academic All-District honoree. Registered three 100-yard receiving games against East Carolina (136), Tulsa (113) and Notre Dame (144).
- As a junior, he appeared in six games (four starts) and tallied 17 receptions for 315 yards (18.5 avg.) and three touchdowns. He missed four games due to injury. He led the team in yards per reception. Compiled five receptions for 146 yards and one touchdown in Cincinnati's win over No. 20 Tulsa in the AAC Championship game. His receiving yardage total was a single-game career high.
- In 2019, he played in all 14 games (13 starts) and compiled 37 receptions for 652 yards (17.6 avg.) and two touchdowns. He led the team in receiving yards and receiving average. Named to the AAC All-Academic Team.
- As a true freshman, he saw action in 11 games. Appearing mostly on special teams, he finished with six tackles and briefly practiced at linebacker in preparation for the Military Bowl against Virginia Tech.

## PERSONAL

- Attended Glenbard West (Ill.) High School, where he helped the team to a West Suburban Silver Conference Championship as a two-way player.
- Named a three-star prospect and the No. 24 player in the state of Illinois by *247Sports*.
- In 2017, he was an Illinois High School Football Coaches Association (IHSFCA) Class 8A selection, earned a spot on the DuPage County All-Area Team and the Suburban Life All-Area team, MVP of the West Suburban Silver and a first team all-league selection after he recorded 25 receptions for 372 yards and five touchdowns in addition to 3.0 sacks and four interceptions. He also returned punts.
- In 2016, he was part of the team's state semifinal squad. Also earned Illinois High School Football Coaches Association First Team All-State Class 8A honors, DuPage County football All-Area team accolades and All-West Suburban Silver honors after averaging nearly 30 yards on 28 catches and recording seven touchdowns.
- Also played volleyball, basketball and ran track.
- Graduated with a degree in mechanical engineering in 3.5 years.
- His father, Greg, played football at Northwestern and his mother, Stephanie, played volleyball at Northwestern. His brother, Justin, played basketball at William & Mary and North Carolina. His younger brother, Caden, is committed to play basketball at Princeton.



@alecpierce



@alecpierce



## ALEC PIERCE'S - NFL REGULAR SEASON STATISTICS

DATE	TEAM	GP	GS	RECEIVING					RUSHING				
				NO.	YDS.	AVG.	LG	TD	NO.	YDS.	AVG.	LG	TD
2022	Colts	13	10	32	510	15.9	47	2	0	0	0.0	0	0
<b>TOTALS</b>		<b>13</b>	<b>10</b>	<b>32</b>	<b>510</b>	<b>15.9</b>	<b>47</b>	<b>2</b>	<b>0</b>	<b>0</b>	<b>0.0</b>	<b>0</b>	<b>0</b>

## ALEC PIERCE'S - NFL REGULAR SEASON STATISTICS

DATE	TEAM	KICKOFF RETURNS					PUNT RETURNS					
		RET.	YDS.	AVG.	LG	TD	NO.	FC	YDS.	AVG.	LG	TD
2022	Colts	0	0	0.0	0	0	0	0	0	0.0	0	0
<b>TOTALS</b>		<b>0</b>	<b>0</b>	<b>0.0</b>	<b>0</b>	<b>0</b>	<b>0</b>	<b>0</b>	<b>0</b>	<b>0.0</b>	<b>0</b>	<b>0</b>

## SINGLE-GAME HIGHS: RECEIVING

<b>Receptions</b>	8 at Denver Broncos, Oct 06, 2022 4 at Dallas Cowboys, Dec 04, 2022 ...1 more at 4.	<b>Receiving TDs</b>	1 at Dallas Cowboys, Dec 04, 2022 ...1 more at 1.
<b>Receiving Yards</b>	86 at Dallas Cowboys, Dec 04, 2022 81 at Denver Broncos, Oct 06, 2022 80 vs. Tennessee Titans, Oct 02, 2022	<b>All-Purpose Yards</b>	86 at Dallas Cowboys, Dec 04, 2022 81 at Denver Broncos, Oct 06, 2022 80 vs. Tennessee Titans, Oct 02, 2022
<b>Receiving Average</b>	21.7 vs. Washington Commanders, Oct 30, 2022 21.5 at Dallas Cowboys, Dec 04, 2022 20.3 vs. Kansas City Chiefs, Sep 25, 2022	<b>Most TDs</b>	1 at Dallas Cowboys, Dec 04, 2022 ...1 more at 1.
<b>Longest Receptions</b>	47 vs. Washington Commanders, Oct 30, 2022 45 at Dallas Cowboys, Dec 04, 2022 44 vs. Tennessee Titans, Oct 02, 2022		

## 2022 GAME-BY-GAME REGULAR-SEASON STATISTICS (COLTS)

DATE	OPPONENT	P/S	RECEIVING					RUSHING					W/L/T	SCORE
			NO.	YDS.	AVG.	LG	TD	NO.	YDS.	AVG.	LG	TD		
09/11	at Texans	S	0	0	0.0	0	0	0	0	0.0	0	0	T	20-20
09/18	at Jaguars		ON INACTIVE LIST										L	0-24
09/25	Chiefs	P	3	61	20.3	30	0	0	0	0.0	0	0	W	20-17
10/02	Titans	S	4	80	20.0	44	0	0	0	0.0	0	0	L	17-24
10/06	at Broncos	S	8	81	10.1	17	0	0	0	0.0	0	0	W	12-9+
10/16	Jaguars	S	3	49	16.3	32t	1	0	0	0.0	0	0	W	34-27
10/23	at Titans	S	3	37	12.3	20	0	0	0	0.0	0	0	L	10-19
10/30	Commanders	S	3	65	21.7	47	0	0	0	0.0	0	0	L	16-17
11/06	at Patriots	S	1	23	23.0	23	0	0	0	0.0	0	0	L	3-26
11/13	at Raiders	P	0	0	0.0	0	0	0	0	0.0	0	0	W	25-20
11/20	Eagles	P	3	28	9.3	17	0	0	0	0.0	0	0	L	16-17
11/28	Steelers	S	0	0	0.0	0	0	0	0	0.0	0	0	L	17-24
12/04	at Cowboys	S	4	86	21.5	45	1	0	0	0.0	0	0	L	19-54
12/17	at Vikings	S	0	0	0.0	0	0	0	0	0.0	0	0	L	36-39+
<b>2022 TOTALS</b>		<b>13-10</b>	<b>32</b>	<b>510</b>	<b>15.9</b>	<b>47</b>	<b>2</b>	<b>0</b>	<b>0</b>	<b>0.0</b>	<b>0</b>	<b>0</b>	<b>0</b>	<b>4-9-1</b>

+ - Overtime



# 63 DANNY PINTER

GUARD



**DANNY PINTER:** SELECTED BY THE COLTS IN THE FIFTH ROUND (149TH OVERALL) OF THE 2020 NFL DRAFT.



**6-4 • 301 LBS**  
**NFL EXP: 3**  
**(3RD YEAR WITH THE COLTS)**  
**BORN: 6/19/96**



**COLLEGE:**  
**BALL STATE**

## 4TH-AND-SHORT

- In his first two seasons, he appeared in 29 games (four starts). In Week 9 of 2021, he caught a two-yard touchdown pass.
- In Week 12 of 2020 vs. TEN, he made his first career start at center.
- As a senior at Ball State, he earned First Team All-MAC honors at right tackle.
- Started his collegiate career at tight end before moving to tackle.

## DOWN THE STRETCH

**What is on your bucket list:** Catch a marlin, visit every national park

**Do you have any pets:** I have one dog who is a lab/pit mix.

**Do you have a pregame ritual:** I stick to the same routine every time.

**What is the best advice you've been given:** You become what you think about.

**Who is your mentor:** My parents

**Who is your favorite artist:** Eric Church

**What is your favorite food:** Steak

**What is your favorite vacation spot:** Eagle River, Wisconsin

**What is your favorite TV show:** "River Monsters"


**What is your favorite movie:** "The Revenant"

**What are your pet peeves:** People who don't give full effort.

**What is one thing you can't live without:** A fishing rod

**Who was your favorite athlete growing up:** Brian Urlacher

**What are your hobbies off the field:** Fishing and hiking

 @dannypinter75

 @dannypinter75





## INDIANA THROUGH AND THROUGH

Pinter has spent his entire life in the great state of Indiana. He grew up in South Bend and attended John Adams High School before accepting his only Division I scholarship offer from Ball State in Muncie, Ind. After a successful career at Ball State and earning First Team All-MAC honors in 2019, Pinter became the first player from South Bend drafted since Charles Swann in 1992. He enjoys playing professionally in the only state he knows. "I mean this state means a lot to me. I've lived here my whole life, I have played football here my whole life. So to have the opportunity to stay here and stay around a bunch of people who helped me get to his point is – really, I can't put it into words. I mean I am so excited."

## NFL HIGHLIGHTS

- In three seasons with Indianapolis (2020-22), he has seen action in 43 games (seven starts) on offense and special teams.
- In 2022, he has appeared in 14 games (three starts) at right guard and center. He was part of an offensive line that helped Jonathan Taylor rush for 161 yards in Week 1 at Houston.
- Saw action in 16 games (three starts) in 2021. In Week 9 vs. New York Jets, he caught a two-yard touchdown pass in the third quarter and became the first Colts offensive lineman to catch a touchdown pass since Anthony Castonzo in Week 11 of 2014. In Week 13 at Houston, he started at center and helped the offense rush for 238 yards. In Week 15 vs. New England, he contributed to the offense rushing for 226 yards. In Week 16 at Arizona, he started at center and helped Jonathan Taylor rush for over 100 yards.
- In 2020, he appeared in 13 games (one start) on offense and special teams. He made his first career start at center in Week 12 vs. Tennessee. He saw action in one postseason contest.

## COLLEGE HIGHLIGHTS

- Appeared in 43 games (35 starts) at Ball State (2015-19) while playing both right tackle and tight end and was an All-MAC Academic selection four times (2016-19).
- As a senior, he was named an All-MAC first-team selection after he started 12 games at right tackle and was one of two offensive linemen to start every game. Helped the offense rush for more than 200 yards in seven games, including a season-best 374 yards in a win over Toledo. He also earned Ball State's John Magnabosco Award, which is given to the most outstanding player, and the Ball State Dave McLain Leadership Award. He scored a five-yard touchdown on a lateral against Central Michigan.
- In 2018, he switched to offensive tackle and started all 12 games and was the only offensive lineman to start every game at the same position. Against Central Connecticut, he helped the offense rush for a season-high 316 yards. He helped block for a rushing attack that rushed 51 times in a win against Central Michigan.
- As a redshirt sophomore, he saw action in seven games

## MR. VERSATILE

Pinter came into his freshman year at Ball State expecting to play tight end all four years. In high school, he tallied 46 receptions for 792 yards at tight end. After redshirting his freshman year in Muncie, he spent two seasons at tight end and totaled nine receptions for 56 yards and one touchdown. His coach came to him to see if he was willing to make the switch to tackle, and Pinter was all for it. He ended up starting all 24 games combined the next two seasons at right tackle while earning All-MAC first-team honors and Ball State's John Magnabosco award, which is given to the most outstanding player, in 2019. He is happy with the switch and knows it helped him get to the NFL. "I mean I love offensive line, it fits me well and it definitely helped me get to this point."

## COLLEGE HIGHLIGHTS CONT...

- (six starts) at tight end and recorded six receptions for 46 yards and one touchdown. Received the Ball State Ray Louthen Award, which is given to the most improved player. He suffered a season-ending injury against Central Michigan.
- In 2016, he appeared in 12 games (five starts) and tallied three receptions for 10 yards. Earned his first collegiate start at Indiana.
- Redshirted the 2015 season.

## PERSONAL

- Attended John Adams High School in South Bend, Ind. and helped lead the team to an 18-14 record in his career, including the school's winningest season in more than 50 years his sophomore year.
- He was selected a team captain as a senior and was named an Indiana Football Coaches Association All-State selection after he totaled 27 receptions for 492 yards and two touchdowns as well as 66 tackles, 22.0 tackles for loss, 8.0 sacks and three blocked kicks. He also earned the team's MVP award.
- For his career, he totaled 46 receptions for 792 yards as well as 138 tackles, 40.0 tackles for loss and 12.0 sacks.
- Tallied four blocked kicks during his high school career.
- Lettered in basketball as well and helped the team to back-to-back sectional championships.
- As a junior, he earned the basketball team's Most Improved Player.
- Participated in the NFL's My Cause My Cleats initiative and represented the National Fallen Firefighters Foundation (2021) and the National Wildlife Federation (2020).
- In 2020, he volunteered in many Colts community initiatives, including four mobile pantry distributions, attending a Marion County Juvenile Detention Center activation event and meeting virtually with patients from Riley Hospital for Children.
- Majored in business administration.
- A native of South Bend, Ind.



@dannypinter75



@dannypinter75



## DANNY PINTER'S - NFL REGULAR SEASON STATISTICS

DATE	TEAM	GP	GS
2020	Colts	13	1
2021	Colts	16	3
2022	Colts	14	3
<b>TOTALS</b>		<b>43</b>	<b>7</b>

## DANNY PINTER'S - NFL POSTSEASON STATISTICS

DATE	TEAM	GP	GS
2020	Colts	1	0
<b>TOTALS</b>		<b>1</b>	<b>0</b>

## 2020 GAME-BY-GAME REGULAR-SEASON STATISTICS (COLTS)

DATE	OPPONENT	P/S	W/L	SCORE
09/13	at Jaguars	P	L	20-27
09/20	Vikings	P	W	28-11
09/27	Jets	P	W	36-7
10/04	at Bears	P	W	19-11
10/11	at Browns		L	23-32
10/18	Bengals		W	31-27
11/01	at Lions		W	41-21
11/08	Ravens	P	L	10-24
11/12	at Titans	P	W	34-17
11/22	Packers	P	W	34-31+
11/29	Titans	S	L	26-45
12/06	at Texans	P	W	26-20
12/13	at Raiders	P	W	44-27
12/20	Texans	P	W	27-20
12/27	at Steelers	P	L	24-28
01/03	Jaguars	P	W	28-14
<b>2020 TOTALS</b>		<b>13-1</b>	<b>11-5</b>	

+- Overtime

## 2021 GAME-BY-GAME REGULAR-SEASON STATISTICS (COLTS)

DATE	OPPONENT	P/S	W/L	SCORE
09/12	Seahawks		L	16-28
09/19	Rams	P	L	24-27
09/26	at Titans	P	L	16-25
10/03	at Dolphins	P	W	27-17
10/11	at Ravens	P	L	25-31+
10/17	Texans	P	W	31-3
10/24	at 49ers	P	W	30-18
10/31	Titans	P	L	31-34+
11/04	Jets	P	W	45-30
11/14	Jaguars	P	W	23-17
11/21	at Bills	P	W	41-15
11/28	Buccaneers	P	L	31-38
12/05	at Texans	S	W	31-0
12/18	Patriots	S	W	27-17
12/25	at Cardinals	S	W	22-16
01/02	Raiders	P	L	20-23
01/09	at Jaguars	P	L	11-26
<b>2021 TOTALS</b>		<b>16-3</b>	<b>9-8</b>	

+- Overtime



# 63

# DANNY PINTER

GUARD



## 2022 GAME-BY-GAME REGULAR-SEASON STATISTICS (COLTS)

DATE	OPPONENT	P/S	W/L/T	SCORE
09/11	at Texans	S	T	20-20
09/18	at Jaguars	S	L	0-24
09/25	Chiefs	S	W	20-17
10/02	Titans	P	L	17-24
10/06	at Broncos	P	W	12-9+
10/16	Jaguars	P	W	34-27
10/23	at Titans	P	L	10-19
10/30	Commanders	P	L	16-17
11/06	at Patriots	P	L	3-26
11/13	at Raiders	P	W	25-20
11/20	Eagles	P	L	16-17
11/28	Steelers	P	L	17-24
12/04	at Cowboys	P	L	19-54
12/17	at Vikings	P	L	36-39+
<b>2022 TOTALS</b>		<b>14-3</b>	<b>4-9-1</b>	

+ - Overtime

## 2020 GAME-BY-GAME POSTSEASON STATISTICS (COLTS)

DATE	OPPONENT	P/S	W/L	SCORE
01/09	at Bills	P	L	24-27
<b>2020 TOTALS</b>		<b>1-0</b>	<b>0-1</b>	



@dannypinter75



@dannypinter75

# 11

# MICHAEL PITTMAN JR.

WIDE RECEIVER



**MICHAEL PITTMAN JR.:** SELECTED BY THE COLTS IN THE SECOND ROUND (34TH OVERALL) OF THE 2020 NFL DRAFT.

**6-4 • 223 LBS**

**NFL EXP: 3**

**(3RD YEAR WITH THE COLTS)**

**BORN: 10/5/97**



**COLLEGE:**  
**USC**

## 4TH-AND-SHORT

- In his first two seasons, he tallied 128 receptions for 1,585 yards and seven touchdowns in 30 games (25 starts).
- In the 2020 AFC Wild Card matchup at Buffalo, he had 90 receiving yards, which were the second-most receiving yards by a Colts player in a playoff game in franchise history.
- His father, Michael, played 11 seasons in the NFL with the Cardinals (1998-2001), Buccaneers (2002-07) and Broncos (2008). He won Super Bowl XXXVII with the Buccaneers.
- Has over 425,000 subscribers and over 90 videos posted on his YouTube channel.

## DOWN THE STRETCH

**Do you have any pets:** I have two cats and one dog.

**Do you have any nicknames:** Pitt

**What is the best advice you've been given:** Never be disadvantaged by giving your best effort.

**Who is your mentor:** My father and coaches

**What is your favorite food:** Spaghetti

**What is your favorite vacation spot:** Costa Rica

**What is your favorite TV show:** "Game of Thrones"

**What is your favorite movie:** "Lion King"

**What are your pet peeves:** Driving slow and walking slow

**Do you have any hidden talents:** Fishing

**Who was your favorite athlete growing up:** Kobe Bryant

**Who was your favorite athlete growing up:** Fishing and traveling



@MikePitt\_Jr




@michael\_pittman\_jr



### A FAMILY BUSINESS

Pittman Jr. had a front-row seat to what it takes to make it to the NFL. His father, Michael Pittman Sr., played in the NFL for the Cardinals, Buccaneers and Broncos for a combined 11 seasons and accumulated 5,627 rushing yards and 3,512 receiving yards. He also won Super Bowl XXXVII with the Bucs. Pittman Jr. leaned on his dad for advice throughout his journey to the NFL. "It's just awesome to have him because he's pretty much coached me up my whole life about the NFL, dealing with coaches, locker-room life and basically teaching me to be a football player throughout my whole life," Pittman Jr. said. His dad also always knew he would be a wide receiver. "He predicted that I was going to be a receiver because when I was in high school I played linebacker, I played safety and I played running back. So not until my junior year of high school is when I really started playing wideout. Then my freshman year when I was struggling, he told me that one day that I was going to be one of the top wideouts and I ended up being a finalist for the Biletnikoff."



### A YOUTUBE HOBBY

Off the field, Pittman Jr. enjoys creating content for his YouTube channel. He and his wife Kianna, document everything from his path to the draft, pranks with his family as well as moves and endorsement signings. Their account, "Michael and Kianna" has over 425,000 subscribers and over 90 videos posted.

### NFL HIGHLIGHTS

- In three seasons with Indianapolis (2020-22), he has appeared in 43 games (38 starts) and has tallied 214 receptions for 2,400 yards and nine touchdowns as well as 10 carries for 100 yards. Has started one postseason contest and had five receptions for 90 yards.
- In 2022, he has started 13 games and has recorded 86 receptions for 815 yards and two touchdowns as well as two rushes for 30 yards. In Week 1 against Houston, he became the first Colts player to hit at least 100 receiving yards in Week 1 since Reggie Wayne (135) in 2012. In Week 6 vs. Jacksonville, he led the team in receiving with a single-game career-high 13 receptions for 134 yards. It marked his fifth career 100-yard receiving game. In a Colts player's first 35 games, he ranks second all-time in 100-yard receiving

### NFL HIGHLIGHTS CONT...

games, trailing only T.Y. Hilton (11). He tallied the most receptions by a Colts player in a single game since Reggie Wayne in Week 5 of 2012 vs. Green Bay (13). In Week 11 vs. Philadelphia, he led the team in receiving with six receptions for 75 yards. It marked his seventh game this season with at least six receptions. In Week 12 vs. Pittsburgh, he recorded seven receptions for 61 yards and one touchdown. It marked his eighth game this season with at least six receptions, which is tied for the third-most such games in the NFL in 2022.

- Started all 17 games in 2021 and compiled 88 receptions for 1,082 yards and six touchdowns. He also added five carries for 44 yards. He set single-season career highs in each statistical category. Pittman Jr. became just the 10th player in team history to register 1,000 receiving yards in a single season. In Week 2 vs. the Los Angeles Rams, he recorded single-game career highs in receptions (eight) and receiving yards (123). His 123 receiving yards were the most by an Indianapolis wide receiver since T.Y. Hilton (138) against the New York Giants in Week 16 of 2018. In Week 5 at Baltimore, he compiled six receptions for 89 yards and one touchdown. He registered four consecutive games with at least six receptions. In Week 7 at San Francisco, he led the team in receiving with four receptions for 105 yards and one touchdown. He had the most receiving yards by a Colt through the first seven games of a season since Hilton in 2017. In Week 8 vs. Tennessee, he tallied single-game career highs in receptions (10) and receiving touchdowns (two) while accumulating 86 yards. His 10 receptions are the most by a Colts wide receiver since Hilton in Week 5 of 2016. He became the first Indianapolis wide receiver with two receiving touchdowns in the first quarter since Brandon Stokley on Thanksgiving in 2004 at Detroit (per NFL Research). In Week 17 vs. Las Vegas, he led the team in receiving with six receptions for 47 yards. He reached 1,000 receiving yards for the season. It marked his first career 1,000-yard receiving season. Pittman Jr. joined Hilton as the only players in team history to register 1,000 receiving yards in their second season. It marked the first time Indianapolis has had a 1,000-yard rusher (Jonathan Taylor) and 1,000-yard receiver in the same season since 2016 (Frank Gore, T.Y. Hilton).
- In 2020, he competed in 13 games (eight starts) and tallied 40 receptions for 503 yards and one touchdown as well as three carries for 26 yards. In Week 9 vs. Baltimore, he registered four receptions for a game-high 56 yards. In Week 10 at Tennessee, he recorded career-highs in receptions (seven) and receiving yards (101). He became the first Colts' rookie to have 100 receiving yards in a single game since Donte Moncrief in 2014. In Week 11 vs. Green Bay, he led the team in receiving for the second consecutive week with three receptions for 66 yards and his first-career touchdown. He recorded at least 55 receiving yards in three consecutive games and became only the fifth Colts rookie to log 55-plus receiving yards in three consecutive games (Edgerrin James, Marvin Harrison,



@MikePitt\_Jr



@michael\_pittman\_jr



### NFL HIGHLIGHTS CONT...

Andre Rison and Bill Brooks, who did it twice). Started one postseason contest and had five receptions for 90 yards. His 90 yards were the second-most receiving yards by a Colts player in a playoff game in franchise history.

### COLLEGE HIGHLIGHTS

- Appeared in 48 games (30 starts) at USC (2016-19) and tallied 171 receptions for 2,519 yards (14.7 avg.) and 19 touchdowns. He had nine 100-yard receiving games in his career and his 171 career receptions rank 12th in school history.
- In 2019, he was a team captain and started all 13 games and totaled 101 receptions for 1,275 yards (12.6 avg.) and 11 touchdowns. He ranked near the top of the nation per game in receptions (fifth), receiving yards (15th) and receiving touchdowns (19th). Among Pac-12 receivers, he ranked in the top three in receptions (first), receiving yards (third) and receiving touchdowns (second). He made the 2019 Associated Press All-America second-team, Football Coaches All-America second-team, Walter Camp All-America second-team and Phil Steele All-America second-team. He was awarded the 2019 Pop Warner College Football Award, which is given to a senior who made an impact on the field, classroom and community. Was a finalist for the Biletnikoff Award and for the Witten Award. Named the team's MVP and also won USC's Community Service Award and Lifters Award. Against Utah, he tallied 10 receptions for a career-high 232 yards and one touchdown. It was the fifth-most receiving yards in a game by a Trojan in school history.
- As a junior, he earned All-Pac-12 honorable mention honors after he recorded 41 receptions for 758 yards (18.5 avg.) and six touchdowns. Also was named to the Phil Steele All-Pac-12 second-team. His yards per reception ranked first in the Pac-12 and ranked 19th nationally and he earned USC's Offensive Perimeter Player of the Year Award.
- In 2017, saw action in 11 games (six starts) and accumulated 23 receptions for 404 yards (17.6 avg.) and two touchdowns. He also added six tackles, one blocked punt and two punt returns for 89 yards and one touchdown. Named a First Team All-Pac-12 selection as a special teams player and was selected as USC's Co-Special Teams Player of the Year. Against UCLA, he returned a punt for a 72-yard touchdown and went on to win Pac-12 Special Teams Player of the Week.
- As a true freshman, he appeared in 13 games on offense and special teams and totaled six receptions for 82 yards (13.7). He also tallied two punt returns for 63 yards (31.5 avg.) and four kickoff returns for 31 yards (7.8 avg.). On special teams, he added seven tackles, one forced fumble and a blocked punt.

### PERSONAL

- Attended Oaks Christian High School in Westlake Village, Calif. and was named a 2015 Parade First Team All-America and *USA Today's* All-California Offensive Player of the Year.
- As a senior, he played both wide receiver and safety and totaled 81 receptions for 1,990 yards and 24 touchdowns as well as 31 tackles and an interception. Also added 17 kickoff returns for 477 yards and one touchdown.
- As a junior, he was named a Cal-Hi Sports All-State Junior second-team choice, *Los Angeles Daily News* All-Area first-team selection and All-Marmonte League Co-Receiver of the Year after recording 47 receptions for 914 yards and 12 touchdowns.
- His father, Michael, played 11 seasons in the NFL with the Cardinals (1998-2001), Buccaneers (2002-07) and Broncos (2008). He won Super Bowl XXXVII with the Buccaneers.
- His brother, Mycah, is a wide receiver at Florida State. Mycah previously played at the University of Oregon (2019-21). The duo played each other on Nov. 2, 2019 when USC hosted Oregon. Michael (eight receptions for 37 yards) and Mycah (three receptions for 36 yards) each registered a receiving touchdown as the Ducks won, 56-24.
- He was also recruited as a safety and linebacker.
- Participated in the NFL's My Cause My Cleats initiative and represented the National Stuttering Association (2020).
- In 2020, he met with kids virtually from Riley Hospital for Children.
- Majored in sociology at USC.
- Him and his wife, Kianna, have a daughter, Mila.
- A native of Woodland Hills, Calif.



@MikePitt\_Jr



@michael\_pittman\_jr



## MICHAEL PITTMAN JR.'S - NFL REGULAR SEASON STATISTICS

DATE	TEAM	RECEIVING							RUSHING				
		GP	GS	NO.	YDS.	AVG.	LG	TD	NO.	YDS.	AVG.	LG	TD
2020	Colts	13	8	40	503	12.6	45t	1	3	26	8.7	21	0
2021	Colts	17	17	88	1,082	12.3	57	6	5	44	8.8	25	0
2022	Colts	13	13	86	815	9.5	28	2	2	30	15.0	19	0
<b>TOTALS</b>		<b>43</b>	<b>38</b>	<b>214</b>	<b>2,400</b>	<b>11.2</b>	<b>57</b>	<b>9</b>	<b>10</b>	<b>100</b>	<b>10.0</b>	<b>25</b>	<b>0</b>

## MICHAEL PITTMAN JR.'S - NFL POSTSEASON STATISTICS

DATE	TEAM	RECEIVING							RUSHING				
		GP	GS	NO.	YDS.	AVG.	LG	TD	NO.	YDS.	AVG.	LG	TD
2020	Colts	1	1	5	90	18.0	32	0	1	11	11.0	11	0
<b>TOTALS</b>		<b>1</b>	<b>1</b>	<b>5</b>	<b>90</b>	<b>18.0</b>	<b>32</b>	<b>0</b>	<b>1</b>	<b>11</b>	<b>11.0</b>	<b>11</b>	<b>0</b>

## MICHAEL PITTMAN JR.'S - NFL REGULAR SEASON STATISTICS

DATE	TEAM	KICKOFF RETURNS					PUNT RETURNS					
		RET.	YDS.	AVG.	LG	TD	NO.	FC	YDS.	AVG.	LG	TD
2020	Colts	0	0	0.0	0	0	0	0	0	0.0	0	0
2021	Colts	0	0	0.0	0	0	0	0	0	0.0	0	0
2022	Colts	0	0	0.0	0	0	0	0	0	0.0	0	0
<b>TOTALS</b>		<b>0</b>	<b>0</b>	<b>0.0</b>	<b>0</b>	<b>0</b>	<b>0</b>	<b>0</b>	<b>0</b>	<b>0.0</b>	<b>0</b>	<b>0</b>

## MICHAEL PITTMAN JR.'S - NFL POSTSEASON STATISTICS

DATE	TEAM	KICKOFF RETURNS					PUNT RETURNS					
		RET.	YDS.	AVG.	LG	TD	NO.	FC	YDS.	AVG.	LG	TD
2020	Colts	0	0	0.0	0	0	0	0	0	0.0	0	0
<b>TOTALS</b>		<b>0</b>	<b>0</b>	<b>0.0</b>	<b>0</b>	<b>0</b>	<b>0</b>	<b>0</b>	<b>0</b>	<b>0.0</b>	<b>0</b>	<b>0</b>

## SINGLE-GAME HIGHS: RUSHING/RECEIVING

<b>Rush Attempts</b>	2 at Minnesota Vikings, Dec 17, 2022 ...1 more at 2.	<b>Longest Receptions</b>	57 at San Francisco 49ers, Oct 24, 2021 45t vs. Green Bay Packers, Nov 22, 2020 42t at Baltimore Ravens, Oct 11, 2021 ...1 more at 42.
<b>Rushing Yards</b>	33 at Houston Texans, Dec 05, 2021 30 at Minnesota Vikings, Dec 17, 2022 21 at Tennessee Titans, Nov 12, 2020	<b>Receiving TDs</b>	2 vs. Tennessee Titans, Oct 31, 2021 1 vs. Pittsburgh Steelers, Nov 28, 2022 ...6 more at 1.
<b>Longest Runs</b>	25 at Houston Texans, Dec 05, 2021 21 at Tennessee Titans, Nov 12, 2020 19 at Minnesota Vikings, Dec 17, 2022	<b>All-Purpose Yards</b>	134 vs. Jacksonville Jaguars, Oct 16, 2022 123 vs. Los Angeles Rams, Sep 19, 2021 122 at Tennessee Titans, Nov 12, 2020
<b>Receptions</b>	13 vs. Jacksonville Jaguars, Oct 16, 2022 10 at Minnesota Vikings, Dec 17, 2022 ...1 more at 10.	<b>Most TDs</b>	2 vs. Tennessee Titans, Oct 31, 2021 1 vs. Pittsburgh Steelers, Nov 28, 2022 ...6 more at 1.
<b>Receiving Yards</b>	134 vs. Jacksonville Jaguars, Oct 16, 2022 123 vs. Los Angeles Rams, Sep 19, 2021 121 at Houston Texans, Sep 11, 2022	<b>Miscellaneous Tackles</b>	1 vs. Tampa Bay Buccaneers, Nov 28, 2021 ...1 more at 1.
<b>Receiving Average</b>	26.3 at San Francisco 49ers, Oct 24, 2021 22.0 vs. Green Bay Packers, Nov 22, 2020 15.4 vs. Los Angeles Rams, Sep 19, 2021		

## SINGLE-GAME HIGHS - POSTSEASON: RUSHING/RECEIVING

<b>Rush Attempts</b>	1 at Buffalo Bills, Jan 09, 2021	<b>Receiving Yards</b>	90 at Buffalo Bills, Jan 09, 2021
<b>Rushing Yards</b>	11 at Buffalo Bills, Jan 09, 2021	<b>Receiving Average</b>	18.0 at Buffalo Bills, Jan 09, 2021
<b>Longest Runs</b>	11 at Buffalo Bills, Jan 09, 2021	<b>Longest Receptions</b>	32 at Buffalo Bills, Jan 09, 2021
<b>Receptions</b>	5 at Buffalo Bills, Jan 09, 2021		31 at Buffalo Bills, Jan 09, 2021 22 at Buffalo Bills, Jan 09, 2021
		<b>All-Purpose Yards</b>	101 at Buffalo Bills, Jan 09, 2021





## 100-YARD RECEIVING GAMES (5): REGULAR SEASON

DATE	TEAM	NO.	YDS.	AVG.	LG	TD
11/12/20	at Titans	7	101	14.4	40	0
09/19/21	RAMS	8	123	15.4	42	0
10/24/21	at 49ers	4	105	26.3	57	1
09/11/22	at Texans	9	121	13.4	28	1
10/16/22	JAGUARS	13	134	10.3	20	0

## 2020 GAME-BY-GAME REGULAR-SEASON STATISTICS (COLTS)

DATE	OPPONENT	P/S	RECEIVING					RUSHING					W/L	SCORE
			NO.	YDS.	AVG.	LG	TD	NO.	YDS.	AVG.	LG	TD		
09/13	at Jaguars	P	2	10	5.0	5	0	0	0	0.0	0	0	L	20-27
09/20	Vikings	P	4	37	9.3	16	0	0	0	0.0	0	0	W	28-11
09/27	Jets	S	3	26	8.7	13	0	0	0	0.0	0	0	W	36-7
10/04	at Bears												W	19-11
10/11	at Browns												L	23-32
10/18	Bengals												W	31-27
11/01	at Lions	P	1	6	6.0	6	0	0	0	0.0	0	0	W	41-21
11/08	Ravens	S	4	56	14.0	18	0	0	0	0.0	0	0	L	10-24
11/12	at Titans	S	7	101	14.4	40	0	1	21	21.0	21	0	W	34-17
11/22	Packers	S	3	66	22.0	45t	1	0	0	0.0	0	0	W	34-31+
11/29	Titans	S	2	28	14.0	14	0	0	0	0.0	0	0	L	26-45
12/06	at Texans	P	5	46	9.2	13	0	0	0	0.0	0	0	W	26-20
12/13	at Raiders	P	2	42	21.0	23	0	1	3	3.0	3	0	W	44-27
12/20	Texans	S	2	19	9.5	13	0	0	0	0.0	0	0	W	27-20
12/27	at Steelers	S	3	38	12.7	26	0	0	0	0.0	0	0	L	24-28
01/03	Jaguars	S	2	28	14.0	15	0	1	2	2.0	2	0	W	28-14
<b>2020 TOTALS</b>		<b>13-8</b>	<b>40</b>	<b>503</b>	<b>12.6</b>	<b>45T</b>	<b>1</b>	<b>3</b>	<b>26</b>	<b>8.7</b>	<b>21</b>	<b>0</b>	<b>11-5</b>	

+- Overtime

## 2021 GAME-BY-GAME REGULAR-SEASON STATISTICS (COLTS)

DATE	OPPONENT	P/S	RECEIVING					RUSHING					W/L	SCORE
			NO.	YDS.	AVG.	LG	TD	NO.	YDS.	AVG.	LG	TD		
09/12	Seahawks	S	3	29	9.7	14	0	0	0	0.0	0	0	L	16-28
09/19	Rams	S	8	123	15.4	42	0	0	0	0.0	0	0	L	24-27
09/26	at Titans	S	6	68	11.3	18	0	1	5	5.0	5	0	L	16-25
10/03	at Dolphins	S	6	59	9.8	20	0	0	0	0.0	0	0	W	27-17
10/11	at Ravens	S	6	89	14.8	42t	1	0	0	0.0	0	0	L	25-31+
10/17	Texans	S	2	35	17.5	18	0	1	3	3.0	3	0	W	31-3
10/24	at 49ers	S	4	105	26.3	57	1	0	0	0.0	0	0	W	30-18
10/31	Titans	S	10	86	8.6	38	2	0	0	0.0	0	0	L	31-34+
11/04	Jets	S	5	64	12.8	19	1	0	0	0.0	0	0	W	45-30
11/14	Jaguars	S	5	71	14.2	27	0	0	0	0.0	0	0	W	23-17
11/21	at Bills	S	2	23	11.5	18	0	0	0	0.0	0	0	W	41-15
11/28	Buccaneers	S	4	53	13.3	23	0	0	0	0.0	0	0	L	31-38
12/05	at Texans	S	6	77	12.8	17	0	2	33	16.5	25	0	W	31-0
12/18	Patriots	S	1	7	7.0	7	0	0	0	0.0	0	0	W	27-17
12/25	at Cardinals	S	8	82	10.3	20	0	1	3	3.0	3	0	W	22-16
01/02	Raiders	S	6	47	7.8	12	0	0	0	0.0	0	0	L	20-23
01/09	at Jaguars	S	6	64	10.7	21	1	0	0	0.0	0	0	L	11-26
<b>2021 TOTALS</b>		<b>17-17</b>	<b>88</b>	<b>1,082</b>	<b>12.3</b>	<b>57</b>	<b>6</b>	<b>5</b>	<b>44</b>	<b>8.8</b>	<b>25</b>	<b>0</b>	<b>9-8</b>	

+- Overtime







## 2022 GAME-BY-GAME REGULAR-SEASON STATISTICS (COLTS)

DATE	OPPONENT	P/S	RECEIVING				RUSHING				TD	W/L/T	SCORE	
			NO.	YDS.	AVG.	LG	NO.	YDS.	AVG.	LG				
09/11	at Texans	S	9	121	13.4	28	1	0	0	0.0	0	0	T	20-20
09/18	at Jaguars		ON INACTIVE LIST										L	0-24
09/25	Chiefs	S	8	72	9.0	26	0	0	0	0.0	0	0	W	20-17
10/02	Titans	S	3	31	10.3	14	0	0	0	0.0	0	0	L	17-24
10/06	at Broncos	S	5	59	11.8	19	0	0	0	0.0	0	0	W	12-9+
10/16	Jaguars	S	13	134	10.3	20	0	0	0	0.0	0	0	W	34-27
10/23	at Titans	S	6	58	9.7	14	0	0	0	0.0	0	0	L	10-19
10/30	Commanders	S	7	53	7.6	16	0	0	0	0.0	0	0	L	16-17
11/06	at Patriots	S	3	22	7.3	10	0	0	0	0.0	0	0	L	3-26
11/13	at Raiders	S	7	53	7.6	18	0	0	0	0.0	0	0	W	25-20
11/20	Eagles	S	6	75	12.5	24	0	0	0	0.0	0	0	L	16-17
11/28	Steelers	S	7	61	8.7	28	1	0	0	0.0	0	0	L	17-24
12/04	at Cowboys	S	2	16	8.0	11	0	0	0	0.0	0	0	L	19-54
12/17	at Vikings	S	10	60	6.0	15	0	2	30	15.0	19	0	L	36-39+
<b>2022 TOTALS</b>	<b>13-13</b>		<b>86</b>	<b>815</b>	<b>9.5</b>	<b>28</b>	<b>2</b>	<b>2</b>	<b>30</b>	<b>15.0</b>	<b>19</b>	<b>0</b>	<b>4-9-1</b>	

+- Overtime

## 2020 GAME-BY-GAME POSTSEASON STATISTICS (COLTS)

DATE	OPPONENT	P/S	RECEIVING				RUSHING				TD	W/L	SCORE	
			NO.	YDS.	AVG.	LG	NO.	YDS.	AVG.	LG				
01/09	at Bills	S	5	90	18.0	32	0	1	11	11.0	11	0	L	24-27
<b>2020 TOTALS</b>	<b>1-1</b>		<b>5</b>	<b>90</b>	<b>18.0</b>	<b>32</b>	<b>0</b>	<b>1</b>	<b>11</b>	<b>11.0</b>	<b>11</b>	<b>0</b>	<b>0-1</b>	



# 69 MATT PRYOR

GUARD/TACKLE



**MATT PRYOR:** ACQUIRED BY THE COLTS IN A TRADE WITH THE PHILADELPHIA EAGLES ON AUGUST 31, 2021.

**6-7 • 332 LBS**

**NFL EXP: 5**

**(2ND YEAR WITH THE COLTS)**

**BORN: 12/16/94**

**TCU** COLLEGE:  
**TEXAS CHRISTIAN**

## 4TH-AND-SHORT

- In his first four seasons, he competed in 44 games (15 starts). He started seven games at right guard, six at right tackle, one at left guard and one at left tackle.
- Didn't play organized football until high school.
- Enjoys graphic design and using technology.

### *IRON SHARPENS IRON*

In his first four seasons, Pryor has seen a lot of defensive linemen in his time in the NFL. He has seen action at right guard, right tackle, left guard and left tackle and has gone against a plethora of defensive ends and defensive tackles. When he was asked who the toughest player was that he played against in the NFL before the 2020 season, his answer was easy – current Colts defensive tackle DeForest Buckner.





## NFL HIGHLIGHTS

- Has played in 57 games (24 starts) and has started one postseason contest in four seasons with the Colts (2021-22) and the Eagles (2018-20).
- In 2022, he has appeared in 13 games (nine starts) at left tackle, right tackle and right guard. He helped Jonathan Taylor rush for 161 yards in Week 1 at Houston. In Week 6 vs. Jacksonville, he was part of an offensive line that did not allow a sack in 58 pass attempts, which marks the most pass attempts in franchise history without allowing a sack.
- Appeared in all 17 games (three starts at right tackle, one at right guard and one at left tackle) in 2021 and helped pave the way for five of Jonathan Taylor's 100-yard rushing games. He helped block for Taylor, who led the NFL in rushing yards and rushing touchdowns
- In 2020, he saw action in 15 games (10 starts). He started six games at right guard, three at right tackle and one at left guard. He was part of an offensive line that blocked for an offense that ranked third in the NFL in rushing average (5.0) and ninth in rushing yards per game (126.7).
- Appeared in 12 games in 2019 and also started one postseason contest at right guard.
- Spent the entire 2018 season on Philadelphia's active roster, but did not see game action.

## COLLEGE HIGHLIGHTS

- Competed in 47 games (32 starts) at TCU (2013-17) and earned Second Team All-Big 12 honors as a senior.
- As a redshirt senior team captain, he garnered Second Team All-Big 12 accolades after he started all 14 games with eight starts at right guard and six at right tackle.
- In 2016, he started all 13 games at right guard and helped the offense tally 31.0 points per game.
- As a redshirt sophomore, he saw action in 12 games (five starts).
- In 2014, he appeared in eight games.
- Redshirted the 2013 season.

## PERSONAL

- Attended Lakewood (Calif.) High School.
- Didn't play organized football until high school.
- Participated in the 2017 NFLPA Collegiate Bowl.
- Participated in the NFL's My Cause My Cleats initiative and represented Kicking The Stigma (2021).
- Enjoys graphic design and using technology.
- A native of Lakewood, Calif.

## ADDITIONAL TRANSACTIONS

- Selected by the Philadelphia Eagle in the sixth round (206th overall) of the 2018 NFL Draft.

# 69 MATT PRYOR

GUARD/TACKLE



## MATT PRYOR'S - NFL REGULAR SEASON STATISTICS

DATE	TEAM	GP	GS
2018	Eagles	0	0
2019	Eagles	12	0
2020	Eagles	15	10
2021	Colts	17	5
2022	Colts	13	9
<b>TOTALS</b>		<b>57</b>	<b>24</b>

## MATT PRYOR'S - NFL POSTSEASON STATISTICS

DATE	TEAM	GP	GS
2018	Eagles	0	0
2019	Eagles	1	1
<b>TOTALS</b>		<b>1</b>	<b>1</b>

## 2018 GAME-BY-GAME REGULAR-SEASON STATISTICS (EAGLES)

DATE	OPPONENT	P/S		W/L	SCORE
09/06	Falcons		INACTIVE	W	18-12
09/16	at Buccaneers		INACTIVE	L	21-27
09/23	Colts		INACTIVE	W	20-16
09/30	at Titans		INACTIVE	L	23-26+
10/07	Vikings		INACTIVE	L	21-23
10/11	at Giants		INACTIVE	W	34-13
10/21	Panthers		INACTIVE	L	17-21
10/28	at Jaguars		INACTIVE	W	24-18
11/11	Cowboys		INACTIVE	L	20-27
11/18	at Saints		INACTIVE	L	7-48
11/25	Giants		INACTIVE	W	25-22
12/03	Redskins		INACTIVE	W	28-13
12/09	at Cowboys		INACTIVE	L	23-29+
12/16	at Rams		INACTIVE	W	30-23
12/23	Texans		INACTIVE	W	32-30
12/30	at Redskins		DID NOT PLAY (NON-INJURY)	W	24-0
<b>2018 TOTALS</b>		<b>0-0</b>		<b>9-7</b>	

+ - Overtime

## 2019 GAME-BY-GAME REGULAR-SEASON STATISTICS (EAGLES)

DATE	OPPONENT	P/S		W/L	SCORE
09/08	Redskins		ON INACTIVE LIST	W	32-27
09/15	at Falcons		INACTIVE	L	20-24
09/22	Lions	P		L	24-27
09/26	at Packers		INACTIVE	W	34-27
10/06	Jets	P		W	31-6
10/13	at Vikings	P		L	20-38
10/20	at Cowboys	P		L	10-37
10/27	at Bills	P		W	31-13
11/03	Bears	P		W	22-14
11/17	Patriots	P		L	10-17
11/24	Seahawks	P		L	9-17
12/01	at Dolphins		INACTIVE	L	31-37
12/09	Giants	P		W	23-17+
12/15	at Redskins	P		W	37-27
12/22	Cowboys	P		W	17-9
12/29	at Giants	P		W	34-17
<b>2019 TOTALS</b>		<b>12-0</b>		<b>9-7</b>	

+ - Overtime



## 2020 GAME-BY-GAME REGULAR-SEASON STATISTICS (EAGLES)

DATE	OPPONENT	P/S	W/L/T	SCORE
09/13	at Football Team	P	L	17-27
09/20	Rams	P	L	19-37
09/27	Bengals	S	T	23-23
10/04	at 49ers	S	W	25-20
10/11	at Steelers	S	L	29-38
10/18	Ravens		L	28-30
10/22	Giants	P	W	22-21
11/01	Cowboys	S	W	23-9
11/15	at Giants	S	L	17-27
11/22	at Browns	S	L	17-22
11/30	Seahawks	S	L	17-23
12/06	at Packers	P	L	16-30
12/13	Saints	P	W	24-21
12/20	at Cardinals	S	L	26-33
12/27	at Cowboys	S	L	17-37
01/03	Football Team	S	L	14-20
<b>2020 TOTALS</b>	<b>15-10</b>		<b>4-11-1</b>	

DID NOT PLAY

## 2021 GAME-BY-GAME REGULAR-SEASON STATISTICS (COLTS)

DATE	OPPONENT	P/S	W/L	SCORE
09/12	Seahawks	P	L	16-28
09/19	Rams	P	L	24-27
09/26	at Titans	P	L	16-25
10/03	at Dolphins	P	W	27-17
10/11	at Ravens	S	L	25-31+
10/17	Texans	S	W	31-3
10/24	at 49ers	S	W	30-18
10/31	Titans	P	L	31-34+
11/04	Jets	P	W	45-30
11/14	Jaguars	P	W	23-17
11/21	at Bills	P	W	41-15
11/28	Buccaneers	P	L	31-38
12/05	at Texans	P	W	31-0
12/18	Patriots	P	W	27-17
12/25	at Cardinals	S	W	22-16
01/02	Raiders	S	L	20-23
01/09	at Jaguars	P	L	11-26
<b>2021 TOTALS</b>	<b>17-5</b>		<b>9-8</b>	

+ - Overtime

## 2022 GAME-BY-GAME REGULAR-SEASON STATISTICS (COLTS)

DATE	OPPONENT	P/S	W/L/T	SCORE
09/11	at Texans	S	T	20-20
09/18	at Jaguars	S	L	0-24
09/25	Chiefs	S	W	20-17
10/02	Titans	S	L	17-24
10/06	at Broncos	S	W	12-9+
10/16	Jaguars	S	W	34-27
10/23	at Titans	S	L	10-19
10/30	Commanders	S	L	16-17
11/06	at Patriots	S	L	3-26
11/13	at Raiders	P	W	25-20
11/20	Eagles		L	16-17
11/28	Steelers	P	L	17-24
12/04	at Cowboys	P	L	19-54
12/17	at Vikings	P	L	36-39+
<b>2022 TOTALS</b>	<b>13-9</b>		<b>4-9-1</b>	

+ - Overtime

ON INACTIVE LIST

# 69

# MATT PRYOR

GUARD/TACKLE



### 2018 GAME-BY-GAME POSTSEASON STATISTICS (EAGLES)

DATE	OPPONENT	P/S		W/L	SCORE
01/06	at Bears		INACTIVE	W	16-15
01/13	at Saints		INACTIVE	L	14-20
<b>2018 TOTALS</b>		<b>0-0</b>		<b>1-1</b>	

### 2019 GAME-BY-GAME POSTSEASON STATISTICS (EAGLES)

DATE	OPPONENT	P/S		W/L	SCORE
01/05	Seahawks	S		L	9-17
<b>2019 TOTALS</b>		<b>1-1</b>		<b>0-1</b>	

# 79 BERNHARD RAIMANN

TACKLE

(BERR-mard RY-man)



**BERNHARD RAIMANN:** SELECTED BY THE COLTS IN THE THIRD ROUND (77TH OVERALL) OF THE 2022 NFL DRAFT.



**6-6 • 303 LBS**  
**NFL EXP: ROOKIE**  
**BORN: 9/23/97**



COLLEGE:  
**CENTRAL  
MICHIGAN**

## 4TH-AND-SHORT

- Appeared in 44 games (29 starts) at Central Michigan (2018-21) and made 18 starts at left tackle and 11 starts at tight end.
- In 2021, he was named a First Team All-MAC selection.
- Made the transition from tight end to left tackle after the 2019 season.
- First encountered football as a 14-year-old with the American football club Vienna Vikings in Austria.

## DOWN THE STRETCH

**What is on your bucket list:** I want to sky dive.

**Do you have any pets:** A rabbit named Cooper

**What is the best advice you've been given:** To always live in the moment.

**Who is your favorite artist:** I don't really have one specific artist. I like a bunch of different genres.

**What is your favorite TV show:** The Walking Dead

**What is your favorite food:** Gulasch mit Semmelknödel

**What are your hobbies off the field:** I enjoy playing other sports like soccer, beach volleyball and skiing. I fish, I love hanging out with family, my girlfriend and friends.



@BernhardRaimann




@bernhard\_raimann



### TAKING A DIFFERENT ROUTE

Raimann didn't know the game of American football existed until he was 13 years old. He was fascinated by the game and decided he wanted to pursue it. Raimann tried out for the Vienna Vikings as a 14-year-old, which is similar to a local club team. He trained with the team, which has a program similar to what European soccer clubs do with different levels for different age groups. He played wide receiver and learned the game. As a junior in high school, Raimann was a foreign exchange student and spent the year in Delton, Mich. He played tight end and defensive end that season before returning to Austria. He gained enough recognition to receive interest from Central Michigan. After completing a six-month military service obligation in Austria, he returned to Michigan to continue his football career and the rest is history.



### NFL HIGHLIGHTS

- Has appeared in 13 games (eight starts) in 2022 at left tackle. He made his first career start in Week 5 at Denver. In Week 10 at Las Vegas, he was part of an offensive line that paved the way for the Colts to rush for 207 yards.

### COLLEGE HIGHLIGHTS

- Appeared in 44 games (29 starts) at Central Michigan (2018-21) and made 18 starts at left tackle and 11 starts at tight end.
- In 2021, he was named a First Team All-Mac choice after he started all 12 games at left tackle and helped the Central Michigan offense average 32.21 points per game and 179.2 rushing yards per game. Named the MAC Medal of Excellence award winner, which is presented annually to one male and one female student-athlete from each of the MAC schools. The student had to compete in a varsity sport, have at least a 3.5 grade-point average and show athletics excellence, leadership and service.
- Started all six games at left tackle in 2020 and helped pave the way for an offense that averaged 218.2 rushing yards per game. Named to Phil Steele's All-MAC Fourth Team and garnered Academic All-MAC accolades.
- In 2019, he saw action in 14 games (seven starts) at tight end and compiled 10 receptions for 76 yards. Named an Academic All-MAC selection. In a win against Toledo, he tallied a single-season career-high 21-yard reception.

### COLLEGE HIGHLIGHTS CONT...

- Competed in 12 games (four starts) in 2018 and registered 10 receptions for 88 yards. Recorded single-game career highs in receptions (three) and receiving yards (26) against Kansas.

### PERSONAL

- Played one season of football at Delton Kellogg (Mich.) High School as a foreign exchange student his junior year before returning to Austria.
- Competed at wide receiver in high school and helped his team reach the postseason for the first time since 2001.
- Also lettered in wrestling and track at Delton Kellogg.
- Received offers from Eastern Michigan and Central Michigan after one season of high school football.
- Competed in the 2022 Senior Bowl.
- His host father, Rollie Ferris, played offensive line at Central Michigan (1995-97). Rollie's son, Tyden, will be entering his redshirt senior season in 2022 as a starting guard for the Chippewas.
- After his high school graduation, he had to complete a six-month military service obligation in Austria and officially grayshirted the 2017 season.
- First encountered football as a 14-year-old with the American football club Vienna Vikings in Austria. Began career as a wide receiver, participated on the U19 national team and won the Austrian Bowl in his last year.
- Graduated with a double major in actuarial science and statistics.
- Has gained nearly 90 pounds since he arrived in the U.S.
- First name is pronounced BERR-nard.
- Last name is pronounced RY-man.
- A native of Steinbrunn, Austria.





# 79

# BERNHARD RAIMANN

## TACKLE

(BERR-nard RY-man)



### BERNHARD RAIMANN'S - NFL REGULAR SEASON STATISTICS

DATE	TEAM	GP	GS
2022	Colts	13	8
<b>TOTALS</b>		<b>13</b>	<b>8</b>

### 2022 GAME-BY-GAME REGULAR-SEASON STATISTICS (COLTS)

DATE	OPPONENT	P/S	W/L/T	SCORE
09/11	at Texans	P	T	20-20
09/18	at Jaguars	P	L	0-24
09/25	Chiefs		W	20-17
10/02	Titans	P	L	17-24
10/06	at Broncos	S	W	12-9+
10/16	Jaguars	S	W	34-27
10/23	at Titans	P	L	10-19
10/30	Commanders	P	L	16-17
11/06	at Patriots	S	L	3-26
11/13	at Raiders	S	W	25-20
11/20	Eagles	S	L	16-17
11/28	Steelers	S	L	17-24
12/04	at Cowboys	S	L	19-54
12/17	at Vikings	S	L	36-39+
<b>2022 TOTALS</b>		<b>13-8</b>	<b>4-9-1</b>	

ON INACTIVE LIST

+ - Overtime



@BernhardRaimann



@bernhard\_raimann

# 46 LUKE RHODES

LONG SNAPPER



**LUKE RHODES:** ORIGINALLY SIGNED TO THE COLTS PRACTICE SQUAD ON OCTOBER 5, 2016.



**6-2 • 238 LBS**

**NFL EXP: 6**

**(7TH YEAR WITH THE COLTS)**

**BORN: 12/2/92**



**COLLEGE:  
WILLIAM &  
MARY**

## 4TH-AND-SHORT

- 2x Associated Press All-Pro selection (2021, First Team; 2020, Second Team).
- 1x Pro Bowl selection (2021).
- In his first six seasons, he recorded eight special teams stops in 84 games.
- Started his NFL career as a linebacker before switching to long snapper after the 2016 season.

## DOWN THE STRETCH

**Favorite team and/or athlete outside of football:** Pittsburgh Penguins

**Favorite musician and/or song:** Eminem or Chainsmokers

**Hobbies outside of football:** Skiing

**What is something interesting about you that most people may not know:** I was adopted

**Favorite vacation spot:** Bethany Beach, Del.

**If you could have lunch with three people, living or dead, who would they be:** Dwayne "The Rock" Johnson, Donald Trump and Pat McAfee

**Favorite movie:** "The Day After Tomorrow"

**What's the one thing you couldn't live without:** Family

**Do you have any pets:** I have a pit bull named Harper.

**What is your pregame ritual:** I wouldn't say a ritual, but more of just relaxing, listening to music and joking around. Try to stay calm and not get too tight.

**What is on your bucket list:** As of recently it was being a starter in the NFL. It was always one of my dreams being a kid and now, having accomplished that, I want to be the best snapper in the league and go to a Pro Bowl.

**Who is your inspiration:** I would say my dad. He played college football as a guard at Navy and was in the military for a long time and he got sick and fought through it and is still living today so he is definitely most of my inspiration.

# 46 LUKE RHODES

LONG SNAPPER



## SECOND TEAM ALL-PRO

In 2020 and 2021, Rhodes earned Associated Press All-Pro accolades (2020, Second Team; 2021, First Team) after he handled long snapping duties. In 2020, Rhodes and safety George Odum became the first Indianapolis special teams players to earn All-Pro recognition since 2014 when kicker Adam Vinatieri and punter Pat McAfee were each named First Team All-Pro. Wide receiver Ashton Dulin joined Rhodes in 2021 as All-Pro selections.




## CONVERTING TO LONG SNAPPER

In 2016, Rhodes competed as a linebacker, mainly on special teams. The following season, the Colts moved Rhodes to long snapper. Transitioning to a new position can be challenging and he was certainly welcomed to the position during the team's first preseason game where Indianapolis was punting out of its own end zone. Rhodes successfully made the adjustment and assisted kicker Adam Vinatieri and punter Rigoberto Sanchez to impactful campaigns in 2017. He snapped for Vinatieri to convert 29-of-34 field goals (85.3) and 22-of-24 extra points for 109 points on the season. Sanchez totaled 84 punts for 3,764 yards, a 44.8 average, a 42.6 net average and 28 kicks pinned inside the 20-yard line. He was named to the 2017 PFWA All-Rookie team, set franchise rookie records for total punts and punt yards and set the NFL record for net punting average by a rookie punter.



## FAMILY INSPIRATION

Rhodes has been inspired by his father, Doug Rhodes, who battled brain cancer. "They gave my dad six weeks to live, and we're over a decade now. Pretty powerful." Rhodes helped raise awareness for the disease by participating in the My Cause My Cleats during both the 2017 and 2018 seasons. He wore green and orange cleats to support the National Brain Tumor Society.



## NFL HIGHLIGHTS

- In seven seasons with the Colts, has competed in 98 career games as both a linebacker and long snapper and has recorded 11 special teams tackles. Has appeared in three postseason contests.
- In 2022, he has seen action in 13 games and has compiled three special teams stops.
- Selected as an Associated Press First Team All-Pro and was named to the Pro Bowl after he saw action in 16 games on special teams in 2021.
- In 2020, he earned Associated Press Second Team All-Pro honors after he played in all 16 games on special teams and had three tackles. Competed in one postseason contest.
- Appeared in all 16 games in 2019 and had one special teams tackle.
- In 2018, he appeared on special teams in all 16 games and had four special teams stops. Appeared in two postseason games on special teams. He snapped for Adam Vinatieri in Week 8 at Oakland when Vinatieri broke the record for most points scored in NFL history.
- Made the switch from linebacker to long snapper in 2017 and competed in all 16 games.
- Played in four games in 2016 at linebacker.

# 46 LUKE RHODES

LONG SNAPPER



## COLLEGE HIGHLIGHTS

- Started 45-of-47 games played at William & Mary, finishing with 341 tackles (172 solo), 20.0 tackles for loss, 5.5 sacks, 19 passes defended, six forced fumbles, two fumble recoveries and one interception.
- Was a three-time First Team All-Colonial Athletic Association selection, while earning Virginia Sports Information Directors All-State honors all three seasons.
- Started all 12 games played as a senior in 2015, totaling 78 tackles (44 solo), 5.5 tackles for loss, four passes defended, two forced fumbles and one fumble recovery.
- Selected as the only Football Championship Series player named to the Butkus Award Watch list and was invited to participate in the NFLPA Collegiate Bowl.
- As a junior in 2014, started all 12 games played, compiling 93 tackles (55 solo), 7.5 tackles for loss, a career-high 4.0 sacks, five passes defended, one forced fumble and one fumble recovery.
- Started 45-of-47 games played at William & Mary, finishing with 341 tackles (172 solo), 20.0 tackles for loss, 5.5 sacks, 19 passes defended, six forced fumbles, two fumble recoveries and one interception.
- Was a three-time First Team All-Colonial Athletic Association selection, while earning Virginia Sports Information Directors All-State honors all three seasons.
- Started all 12 games played as a senior in 2015, totaling 78 tackles (44 solo), 5.5 tackles for loss, four passes defended, two forced fumbles and one fumble recovery.
- Selected as the only Football Championship Series player named to the Butkus Award Watch list and was invited to participate in the NFLPA Collegiate Bowl.
- As a junior in 2014, started all 12 games played, compiling 93 tackles (55 solo), 7.5 tackles for loss, a

## ADDITIONAL TRANSACTIONS

- Signed to the Colts active roster from the practice squad on December 7, 2016.
- Signed to the Indianapolis practice squad on October 5, 2016.
- Waived by the Tampa Bay Buccaneers on September 3, 2016.
- Signed by the Buccaneers as an undrafted free agent on May 2, 2016.

## PERSONAL

- Attended Hollidaysburg (Pa.) Area High School where he was a four-year letterman and graduated holding school records for touchdowns and points scored.
- Was selected to the Pennsylvania Sports Writers Class 3A All-State second-team in 2009 and 2010.
- Earned All-Keystone Conference honors as a linebacker in 2010 and was an All-Mountain Athletic Conference selection as a junior and sophomore.
- Was a four-year letterman on the basketball team.
- Participated in the NFL's My Cause My Cleats initiative and represented Children of Fallen Patriots (2021), the Children's Bureau (2019) and the National Brain Tumor Society (2017-18).
- Spent time at a local high school and veteran's hospital as part of the team's Salute to Service initiative in 2016.
- Fitted students for new shoes and hats as part of the team's 2016 Cold Feet Warm Shoes event.
- Visited Riley Hospital during the holidays in 2016 and sang carols and distributed gifts to patients.
- Was a member of Sigma Mu Sigma and majored in kinesiology with a minor in public health.
- Married to his wife, Hannah, and they have a son, Judge.
- A native of Hollidaysburg, Pa.



## LUKE RHODES' - NFL REGULAR SEASON STATISTICS

DATE	TEAM	GP	GS	TACKLES							INTERCEPTIONS					FUMBLES				ST				MISC														
				TK	S	A	TFL	YDS	SK	YDS	QBH	NO	YDS	LG	TD	PD	FF	FR	TD	YDS	TK	S	A	FF	FR	S	A											
2016	Colts	4	0	0	0	0	0	0	0	0.0	0.0	0	0	0	0	0	0	0	0	0	0	0	0	0	0	0	0	0	0	0	0	0	0	0				
2017	Colts	16	0	0	0	0	0	0	0	0.0	0.0	0	0	0	0	0	0	0	0	0	0	0	0	0	0	0	0	0	0	0	0	0	0	0				
2018	Colts	16	0	0	0	0	0	0	0	0.0	0.0	0	0	0	0	0	0	0	0	0	0	0	0	0	0	0	0	0	0	0	0	0	0	0	0			
2019	Colts	16	0	0	0	0	0	0	0	0.0	0.0	0	0	0	0	0	0	0	0	0	0	0	0	0	0	0	0	0	0	0	0	0	0	0	0	0		
2020	Colts	16	0	0	0	0	0	0	0	0.0	0.0	0	0	0	0	0	0	0	0	0	0	0	0	0	0	0	0	0	0	0	0	0	0	0	0	0	0	
2021	Colts	16	0	0	0	0	0	0	0	0.0	0.0	0	0	0	0	0	0	0	0	0	0	0	0	0	0	0	0	0	0	0	0	0	0	0	0	0	0	
2022	Colts	14	0	0	0	0	0	0	0	0.0	0.0	0	0	0	0	0	0	0	0	0	0	0	0	0	0	0	0	0	0	0	0	0	0	0	0	0	0	
<b>TOTALS</b>		<b>98</b>	<b>0</b>	<b>0</b>	<b>0</b>	<b>0</b>	<b>0</b>	<b>0</b>	<b>0</b>	<b>0.0</b>	<b>0.0</b>	<b>0</b>	<b>0</b>	<b>0</b>	<b>0</b>	<b>0</b>	<b>0</b>	<b>0</b>	<b>0</b>	<b>0</b>	<b>0</b>	<b>0</b>	<b>0</b>	<b>0</b>	<b>0</b>	<b>0</b>	<b>0</b>	<b>0</b>	<b>0</b>	<b>0</b>	<b>0</b>	<b>0</b>	<b>0</b>	<b>0</b>	<b>0</b>	<b>0</b>	<b>0</b>	<b>0</b>

## LUKE RHODES' - NFL POSTSEASON STATISTICS

DATE	TEAM	GP	GS	TACKLES							INTERCEPTIONS					FUMBLES				ST				MISC																
				TK	S	A	TFL	YDS	SK	YDS	QBH	NO	YDS	LG	TD	PD	FF	FR	TD	YDS	TK	S	A	FF	FR	S	A													
2018	Colts	2	0	0	0	0	0	0	0	0.0	0.0	0	0	0	0	0	0	0	0	0	0	0	0	0	0	0	0	0	0	0	0	0	0	0	0	0	0	0	0	
2020	Colts	1	0	0	0	0	0	0	0	0.0	0.0	0	0	0	0	0	0	0	0	0	0	0	0	0	0	0	0	0	0	0	0	0	0	0	0	0	0	0	0	0
<b>TOTALS</b>		<b>3</b>	<b>0</b>	<b>0</b>	<b>0</b>	<b>0</b>	<b>0</b>	<b>0</b>	<b>0</b>	<b>0.0</b>	<b>0.0</b>	<b>0</b>	<b>0</b>	<b>0</b>	<b>0</b>	<b>0</b>	<b>0</b>	<b>0</b>	<b>0</b>	<b>0</b>	<b>0</b>	<b>0</b>	<b>0</b>	<b>0</b>	<b>0</b>	<b>0</b>	<b>0</b>	<b>0</b>	<b>0</b>	<b>0</b>	<b>0</b>	<b>0</b>	<b>0</b>	<b>0</b>	<b>0</b>	<b>0</b>	<b>0</b>	<b>0</b>	<b>0</b>	<b>0</b>

### SINGLE-GAME HIGHS: DEFENSIVE

#### Special Teams Tackles

1 at New England Patriots, Nov 06, 2022  
...9 more at 1.

### 2016 GAME-BY-GAME REGULAR-SEASON STATISTICS (COLTS)

DATE	OPPONENT	W/L	SCORE
09/11	Lions	L	35-39
09/18	at Broncos	L	20-34
09/25	Chargers	W	26-22
10/09	Bears	W	29-23
10/16	at Texans	L	23-26+
10/23	at Titans	W	34-26
10/30	Chiefs	L	14-30
11/06	at Packers	W	31-26
11/20	Titans	W	24-17
11/24	Steelers	L	7-28
12/05	at Jets	W	41-10
12/11	Texans	L	17-22
12/18	at Vikings	W	34-6
12/24	at Raiders	L	25-33
01/01	Jaguars	W	24-20
<b>2016 TOTALS</b>	<b>4</b>	<b>8-7</b>	

+- Overtime





## 2017 GAME-BY-GAME REGULAR-SEASON STATISTICS (COLTS)

DATE	OPPONENT		W/L	SCORE
09/10	at Rams	P	L	9-46
09/17	Cardinals	P	L	13-16+
09/24	Browns	P	W	31-28
10/01	at Seahawks	P	L	18-46
10/08	49ers	P	W	26-23+
10/16	at Titans	P	L	22-36
10/22	Jaguars	P	L	0-27
10/29	at Bengals	P	L	23-24
11/05	at Texans	P	W	20-14
11/12	Steelers	P	L	17-20
11/26	Titans	P	L	16-20
12/03	at Jaguars	P	L	10-30
12/10	at Bills	P	L	7-13+
12/14	Broncos	P	L	13-25
12/23	at Ravens	P	L	16-23
12/31	Texans	P	W	22-13
<b>2017 TOTALS</b>	<b>16</b>		<b>4-12</b>	

+ - Overtime

## 2018 GAME-BY-GAME REGULAR-SEASON STATISTICS (COLTS)

DATE	OPPONENT		W/L	SCORE
09/09	Bengals	P	L	23-34
09/16	at Redskins	P	W	21-9
09/23	at Eagles	P	L	16-20
09/30	Texans	P	L	34-37+
10/04	at Patriots	P	L	24-38
10/14	at Jets	P	L	34-42
10/21	Bills	P	W	37-5
10/28	at Raiders	P	W	42-28
11/11	Jaguars	P	W	29-26
11/18	Titans	P	W	38-10
11/25	Dolphins	P	W	27-24
12/02	at Jaguars	P	L	0-6
12/09	at Texans	P	W	24-21
12/16	Cowboys	P	W	23-0
12/23	Giants	P	W	28-27
12/30	at Titans	P	W	33-17
<b>2018 TOTALS</b>	<b>16</b>		<b>10-6</b>	

+ - Overtime

## 2019 GAME-BY-GAME REGULAR-SEASON STATISTICS (COLTS)

DATE	OPPONENT		W/L	SCORE
09/08	at Chargers	P	L	24-30+
09/15	at Titans	P	W	19-17
09/22	Falcons	P	W	27-24
09/29	Raiders	P	L	24-31
10/06	at Chiefs	P	W	19-13
10/20	Texans	P	W	30-23
10/27	Broncos	P	W	15-13
11/03	at Steelers	P	L	24-26
11/10	Dolphins	P	L	12-16
11/17	Jaguars	P	W	33-13
11/21	at Texans	P	L	17-20
12/01	Titans	P	L	17-31
12/08	at Buccaneers	P	L	35-38
12/16	at Saints	P	L	7-34
12/22	Panthers	P	W	38-6
12/29	at Jaguars	P	L	20-38
<b>2019 TOTALS</b>	<b>16</b>		<b>7-9</b>	

+ - Overtime



## 2020 GAME-BY-GAME REGULAR-SEASON STATISTICS (COLTS)

DATE	OPPONENT		W/L	SCORE
09/13	at Jaguars	P	L	20-27
09/20	Vikings	P	W	28-11
09/27	Jets	P	W	36-7
10/04	at Bears	P	W	19-11
10/11	at Browns	P	L	23-32
10/18	Bengals	P	W	31-27
11/01	at Lions	P	W	41-21
11/08	Ravens	P	L	10-24
11/12	at Titans	P	W	34-17
11/22	Packers	P	W	34-31+
11/29	Titans	P	L	26-45
12/06	at Texans	P	W	26-20
12/13	at Raiders	P	W	44-27
12/20	Texans	P	W	27-20
12/27	at Steelers	P	L	24-28
01/03	Jaguars	P	W	28-14
<b>2020 TOTALS</b>	<b>16</b>		<b>11-5</b>	

+ - Overtime

## 2021 GAME-BY-GAME REGULAR-SEASON STATISTICS (COLTS)

DATE	OPPONENT		W/L	SCORE
09/12	Seahawks	P	L	16-28
09/19	Rams	P	L	24-27
09/26	at Titans	P	L	16-25
10/03	at Dolphins	P	W	27-17
10/11	at Ravens	P	L	25-31+
10/17	Texans	P	W	31-3
10/24	at 49ers	P	W	30-18
10/31	Titans	P	L	31-34+
11/04	Jets	P	W	45-30
11/14	Jaguars	P	W	23-17
11/21	at Bills	P	W	41-15
11/28	Buccaneers	P	L	31-38
12/05	at Texans	P	W	31-0
12/18	Patriots	P	W	27-17
12/25	at Cardinals	P	W	22-16
01/02	Raiders	RESERVE/COVID-19	L	20-23
01/09	at Jaguars	P	L	11-26
<b>2021 TOTALS</b>	<b>16</b>		<b>9-8</b>	

+ - Overtime

## 2022 GAME-BY-GAME REGULAR-SEASON STATISTICS (COLTS)

DATE	OPPONENT		W/L/T	SCORE
09/11	at Texans	P	T	20-20
09/18	at Jaguars	P	L	0-24
09/25	Chiefs	P	W	20-17
10/02	Titans	P	L	17-24
10/06	at Broncos	P	W	12-9+
10/16	Jaguars	P	W	34-27
10/23	at Titans	P	L	10-19
10/30	Commanders	P	L	16-17
11/06	at Patriots	P	L	3-26
11/13	at Raiders	P	W	25-20
11/20	Eagles	P	L	16-17
11/28	Steelers	P	L	17-24
12/04	at Cowboys	P	L	19-54
12/17	at Vikings	P	L	36-39+
<b>2022 TOTALS</b>	<b>14</b>		<b>4-9-1</b>	

+ - Overtime





## 2018 GAME-BY-GAME POSTSEASON STATISTICS (COLTS)

DATE	OPPONENT		W/L	SCORE
01/05	at Texans	P	W	21-7
01/12	at Chiefs	P	L	13-31
<b>2018 TOTALS</b>	<b>2</b>		<b>1-1</b>	

## 2020 GAME-BY-GAME POSTSEASON STATISTICS (COLTS)

DATE	OPPONENT		W/L	SCORE
01/09	at Bills	P	L	24-27
<b>2020 TOTALS</b>	<b>1</b>		<b>0-1</b>	

## 2016 GAME-BY-GAME REGULAR-SEASON STATISTICS (COLTS)

DATE	OPPONENT	P/S	TACKLES							INTERCEPTIONS				FUMBLES			ST			MISC			W/L	SCORE				
			TK	S	A	SK	YDS	TFL	YDS	QBH	NO	YDS	LG	TD	PD	FF	FR	TD	YDS	TK	S	A			FF	FR	S	A
09/11	Lions																										L	35-39
09/18	at Broncos																										L	20-34
09/25	Chargers																										W	26-22
10/09	Bears																										W	29-23
10/16	at Texans																										L	23-26+
10/23	at Titans																										W	34-26
10/30	Chiefs																										L	14-30
11/06	at Packers																										W	31-26
11/20	Titans																										W	24-17
11/24	Steelers																										L	7-28
12/05	at Jets																										W	41-10
12/11	Texans	P	0	0	0	0	0	0	0	0	0	0	0	0	0	0	0	0	0	0	0	0	0	0	0	0	L	17-22
12/18	at Vikings	P	0	0	0	0	0	0	0	0	0	0	0	0	0	0	0	0	0	0	0	0	0	0	0	0	W	34-6
12/24	at Raiders	P	0	0	0	0	0	0	0	0	0	0	0	0	0	0	0	0	0	0	0	0	0	0	0	0	L	25-33
01/01	Jaguars	P	0	0	0	0	0	0	0	0	0	0	0	0	0	0	0	0	0	0	0	0	0	0	0	0	W	24-20
<b>2016 TOTALS</b>	<b>4-0</b>		<b>0</b>	<b>0</b>	<b>0</b>	<b>0</b>	<b>0</b>	<b>0</b>	<b>0</b>	<b>0</b>	<b>0</b>	<b>0</b>	<b>0</b>	<b>0</b>	<b>0</b>	<b>0</b>	<b>0</b>	<b>0</b>	<b>0</b>	<b>0</b>	<b>0</b>	<b>0</b>	<b>0</b>	<b>0</b>	<b>0</b>	<b>0</b>	<b>8-7</b>	

+ - Overtime

## 2017 GAME-BY-GAME REGULAR-SEASON STATISTICS (COLTS)

DATE	OPPONENT	P/S	TACKLES							INTERCEPTIONS				FUMBLES			ST			MISC			W/L	SCORE				
			TK	S	A	SK	YDS	TFL	YDS	QBH	NO	YDS	LG	TD	PD	FF	FR	TD	YDS	TK	S	A			FF	FR	S	A
09/10	at Rams	P	0	0	0	0	0	0	0	0	0	0	0	0	0	0	0	0	0	0	0	0	0	0	0	0	L	9-46
09/17	Cardinals	P	0	0	0	0	0	0	0	0	0	0	0	0	0	0	0	0	0	0	0	0	0	0	0	0	L	13-16+
09/24	Browns	P	0	0	0	0	0	0	0	0	0	0	0	0	0	0	0	0	0	0	0	0	0	0	0	0	W	31-28
10/01	at Seahawks	P	0	0	0	0	0	0	0	0	0	0	0	0	0	0	0	0	0	0	0	0	0	0	0	0	L	18-46
10/08	49ers	P	0	0	0	0	0	0	0	0	0	0	0	0	0	0	0	0	0	0	0	0	0	0	0	0	W	26-23+
10/16	at Titans	P	0	0	0	0	0	0	0	0	0	0	0	0	0	0	0	0	0	0	0	0	0	0	0	0	L	22-36
10/22	Jaguars	P	0	0	0	0	0	0	0	0	0	0	0	0	0	0	0	0	0	0	0	0	0	0	0	0	L	0-27
10/29	at Bengals	P	0	0	0	0	0	0	0	0	0	0	0	0	0	0	0	0	0	0	0	0	0	0	0	0	L	23-24
11/05	at Texans	P	0	0	0	0	0	0	0	0	0	0	0	0	0	0	0	0	0	0	0	0	0	0	0	0	W	20-14
11/12	Steelers	P	0	0	0	0	0	0	0	0	0	0	0	0	0	0	0	0	0	0	0	0	0	0	0	0	L	17-20
11/26	Titans	P	0	0	0	0	0	0	0	0	0	0	0	0	0	0	0	0	0	0	0	0	0	0	0	0	L	16-20
12/03	at Jaguars	P	0	0	0	0	0	0	0	0	0	0	0	0	0	0	0	0	0	0	0	0	0	0	0	0	L	10-30
12/10	at Bills	P	0	0	0	0	0	0	0	0	0	0	0	0	0	0	0	0	0	0	0	0	0	0	0	0	L	7-13+
12/14	Broncos	P	0	0	0	0	0	0	0	0	0	0	0	0	0	0	0	0	0	0	0	0	0	0	0	0	L	13-25
12/23	at Ravens	P	0	0	0	0	0	0	0	0	0	0	0	0	0	0	0	0	0	0	0	0	0	0	0	0	L	16-23
12/31	Texans	P	0	0	0	0	0	0	0	0	0	0	0	0	0	0	0	0	0	0	0	0	0	0	0	0	W	22-13
<b>2017 TOTALS</b>	<b>16-0</b>		<b>0</b>	<b>0</b>	<b>0</b>	<b>0</b>	<b>0</b>	<b>0</b>	<b>0</b>	<b>0</b>	<b>0</b>	<b>0</b>	<b>0</b>	<b>0</b>	<b>0</b>	<b>0</b>	<b>0</b>	<b>0</b>	<b>0</b>	<b>0</b>	<b>0</b>	<b>0</b>	<b>0</b>	<b>0</b>	<b>0</b>	<b>0</b>	<b>4-12</b>	

+ - Overtime





# 46

# LUKE RHODES

## LONG SNAPPER



### 2018 GAME-BY-GAME REGULAR-SEASON STATISTICS (COLTS)

DATE	OPPONENT	P/S	TACKLES							INTERCEPTIONS					FUMBLES			ST			MISC		W/L	SCORE			
			TK	S	A	SK	YDS	TFL	YDS	QBH	NO	YDS	LG	TD	PD	FF	FR	TD	YDS	TK	S	A			FF	FR	S
09/09	Bengals	P	0	0	0	0.0	0.0	0	0	0	0	0	0	0	0	0	0	0	0	0	0	0	0	0	0	L	23-34
09/16	at Redskins	P	0	0	0	0.0	0.0	0	0	0	0	0	0	0	0	0	0	0	0	0	0	0	0	0	0	W	21-9
09/23	at Eagles	P	0	0	0	0.0	0.0	0	0	0	0	0	0	0	0	0	0	0	0	0	0	0	0	0	0	L	16-20
09/30	Texans	P	0	0	0	0.0	0.0	0	0	0	0	0	0	0	0	0	0	0	1	1	0	0	0	0	0	L	34-37+
10/04	at Patriots	P	0	0	0	0.0	0.0	0	0	0	0	0	0	0	0	0	0	0	0	0	0	0	0	0	0	L	24-38
10/14	at Jets	P	0	0	0	0.0	0.0	0	0	0	0	0	0	0	0	0	0	0	0	0	0	0	0	0	0	L	34-42
10/21	Bills	P	0	0	0	0.0	0.0	0	0	0	0	0	0	0	0	0	0	0	0	0	0	0	0	0	0	W	37-5
10/28	at Raiders	P	0	0	0	0.0	0.0	0	0	0	0	0	0	0	0	0	0	0	1	1	0	0	0	0	0	W	42-28
11/11	Jaguars	P	0	0	0	0.0	0.0	0	0	0	0	0	0	0	0	0	0	0	0	0	0	0	0	0	0	W	29-26
11/18	Titans	P	0	0	0	0.0	0.0	0	0	0	0	0	0	0	0	0	0	0	0	0	0	0	0	0	0	W	38-10
11/25	Dolphins	P	0	0	0	0.0	0.0	0	0	0	0	0	0	0	0	0	0	0	1	1	0	0	0	0	0	W	27-24
12/02	at Jaguars	P	0	0	0	0.0	0.0	0	0	0	0	0	0	0	0	0	0	0	0	0	0	0	0	0	0	L	0-6
12/09	at Texans	P	0	0	0	0.0	0.0	0	0	0	0	0	0	0	0	0	0	0	1	1	0	0	0	0	0	W	24-21
12/16	Cowboys	P	0	0	0	0.0	0.0	0	0	0	0	0	0	0	0	0	0	0	0	0	0	0	0	0	0	W	23-0
12/23	Giants	P	0	0	0	0.0	0.0	0	0	0	0	0	0	0	0	0	0	0	0	0	0	0	0	0	0	W	28-27
12/30	at Titans	P	0	0	0	0.0	0.0	0	0	0	0	0	0	0	0	0	0	0	0	0	0	0	0	0	0	W	33-17
<b>2018 TOTALS</b>		<b>16-0</b>	<b>0</b>	<b>0</b>	<b>0</b>	<b>0.0</b>	<b>0.0</b>	<b>0</b>	<b>0</b>	<b>0</b>	<b>0</b>	<b>0</b>	<b>0</b>	<b>0</b>	<b>0</b>	<b>0</b>	<b>0</b>	<b>0</b>	<b>4</b>	<b>4</b>	<b>0</b>	<b>0</b>	<b>0</b>	<b>0</b>	<b>0</b>	<b>10-6</b>	

+ - Overtime

### 2019 GAME-BY-GAME REGULAR-SEASON STATISTICS (COLTS)

DATE	OPPONENT	P/S	TACKLES							INTERCEPTIONS					FUMBLES			ST			MISC		W/L	SCORE			
			TK	S	A	SK	YDS	TFL	YDS	QBH	NO	YDS	LG	TD	PD	FF	FR	TD	YDS	TK	S	A			FF	FR	S
09/08	at Chargers	P	0	0	0	0.0	0.0	0	0	0	0	0	0	0	0	0	0	0	0	0	0	0	0	0	0	L	24-30+
09/15	at Titans	P	0	0	0	0.0	0.0	0	0	0	0	0	0	0	0	0	0	0	0	0	0	0	0	0	0	W	19-17
09/22	Falcons	P	0	0	0	0.0	0.0	0	0	0	0	0	0	0	0	0	0	0	0	0	0	0	0	0	0	W	27-24
09/29	Raiders	P	0	0	0	0.0	0.0	0	0	0	0	0	0	0	0	0	0	0	0	0	0	0	0	0	0	L	24-31
10/06	at Chiefs	P	0	0	0	0.0	0.0	0	0	0	0	0	0	0	0	0	0	0	0	0	0	0	0	0	0	W	19-13
10/20	Texans	P	0	0	0	0.0	0.0	0	0	0	0	0	0	0	0	0	0	0	0	0	0	0	0	0	0	W	30-23
10/27	Broncos	P	0	0	0	0.0	0.0	0	0	0	0	0	0	0	0	0	0	0	1	1	0	0	0	0	0	W	15-13
11/03	at Steelers	P	0	0	0	0.0	0.0	0	0	0	0	0	0	0	0	0	0	0	0	0	0	0	0	0	0	L	24-26
11/10	Dolphins	P	0	0	0	0.0	0.0	0	0	0	0	0	0	0	0	0	0	0	0	0	0	0	0	0	0	L	12-16
11/17	Jaguars	P	0	0	0	0.0	0.0	0	0	0	0	0	0	0	0	0	0	0	0	0	0	0	0	0	0	W	33-13
11/21	at Texans	P	0	0	0	0.0	0.0	0	0	0	0	0	0	0	0	0	0	0	0	0	0	0	0	0	0	L	17-20
12/01	Titans	P	0	0	0	0.0	0.0	0	0	0	0	0	0	0	0	0	0	0	0	0	0	0	0	0	0	L	17-31
12/08	at Buccaneers	P	0	0	0	0.0	0.0	0	0	0	0	0	0	0	0	0	0	0	0	0	0	0	0	0	0	L	35-38
12/16	at Saints	P	0	0	0	0.0	0.0	0	0	0	0	0	0	0	0	0	0	0	0	0	0	0	0	0	0	L	7-34
12/22	Panthers	P	0	0	0	0.0	0.0	0	0	0	0	0	0	0	0	0	0	0	0	0	0	0	0	0	0	W	38-6
12/29	at Jaguars	P	0	0	0	0.0	0.0	0	0	0	0	0	0	0	0	0	0	0	0	0	0	0	0	0	0	L	20-38
<b>2019 TOTALS</b>		<b>16-0</b>	<b>0</b>	<b>0</b>	<b>0</b>	<b>0.0</b>	<b>0.0</b>	<b>0</b>	<b>0</b>	<b>0</b>	<b>0</b>	<b>0</b>	<b>0</b>	<b>0</b>	<b>0</b>	<b>0</b>	<b>0</b>	<b>1</b>	<b>1</b>	<b>0</b>	<b>0</b>	<b>0</b>	<b>0</b>	<b>0</b>	<b>7-9</b>		

+ - Overtime

### 2020 GAME-BY-GAME REGULAR-SEASON STATISTICS (COLTS)

DATE	OPPONENT	P/S	TACKLES							INTERCEPTIONS					FUMBLES			ST			MISC		W/L	SCORE			
			TK	S	A	SK	YDS	TFL	YDS	QBH	NO	YDS	LG	TD	PD	FF	FR	TD	YDS	TK	S	A			FF	FR	S
09/13	at Jaguars	P	0	0	0	0.0	0.0	0	0	0	0	0	0	0	0	0	0	0	0	0	0	0	0	0	0	L	20-27
09/20	Vikings	P	0	0	0	0.0	0.0	0	0	0	0	0	0	0	0	0	0	0	0	0	0	0	0	0	0	W	28-11
09/27	Jets	P	0	0	0	0.0	0.0	0	0	0	0	0	0	0	0	0	0	0	0	0	0	0	0	0	0	W	36-7
10/04	at Bears	P	0	0	0	0.0	0.0	0	0	0	0	0	0	0	0	0	0	0	0	0	0	0	0	0	0	W	19-11
10/11	at Browns	P	0	0	0	0.0	0.0	0	0	0	0	0	0	0	0	0	0	0	0	0	0	0	0	0	0	L	23-32
10/18	Bengals	P	0	0	0	0.0	0.0	0	0	0	0	0	0	0	0	0	0	0	1	1	0	0	0	0	0	W	31-27
11/01	at Lions	P	0	0	0	0.0	0.0	0	0	0	0	0	0	0	0	0	0	0	0	0	0	0	0	0	0	W	41-21
11/08	Ravens	P	0	0	0	0.0	0.0	0	0	0	0	0	0	0	0	0	0	0	1	1	0	0	0	0	0	L	10-24
11/12	at Titans	P	0	0	0	0.0	0.0	0	0	0	0	0	0	0	0	0	0	0	0	0	0	0	0	0	0	W	34-17
11/22	Packers	P	0	0	0	0.0	0.0	0	0	0	0	0	0	0	0	0	0	0	0	0	0	0	0	0	0	W	34-31+
11/29	Titans	P	0	0	0	0.0	0.0	0	0	0	0	0	0	0	0	0	0	0	1	1	0	0	0	0	0	L	26-45
12/06	at Texans	P	0	0	0	0.0	0.0	0	0	0	0	0	0	0	0	0	0	0	0	0	0	0	0	0	0	W	26-20
12/13	at Raiders	P	0	0	0	0.0	0.0	0	0	0	0	0	0	0	0	0	0	0	0	0	0	0	0	0	0	W	44-27
12/20	Texans	P	0	0	0	0.0	0.0	0	0	0	0	0	0	0	0	0	0	0	0	0	0	0	0	0	0	W	27-20
12/27	at Steelers	P	0	0	0	0.0	0.0	0	0	0	0	0	0	0	0	0	0	0	0	0	0	0	0	0	0	L	24-28
01/03	Jaguars	P	0	0	0	0.0	0.0	0	0	0	0	0	0	0	0	0	0	0	0	0	0	0	0	0	0	W	28-14
<b>2020 TOTALS</b>		<b>16-0</b>	<b>0</b>	<b>0</b>	<b>0</b>	<b>0.0</b>	<b>0.0</b>	<b>0</b>	<b>0</b>	<b>0</b>	<b>0</b>	<b>0</b>	<b>0</b>	<b>0</b>	<b>0</b>	<b>0</b>	<b>0</b>	<b>3</b>	<b>3</b>	<b>0</b>	<b>0</b>	<b>0</b>	<b>0</b>	<b>0</b>	<b>11-5</b>		

+ - Overtime

@L\_RHODES50

@L\_RHODES50



## 2021 GAME-BY-GAME REGULAR-SEASON STATISTICS (COLTS)

DATE	OPPONENT	P/S	TACKLES							INTERCEPTIONS				FUMBLES			ST			MISC		W/L	SCORE				
			TK	S	A	SK	YDS	TFL	YDS	QBH	NO	YDS	LG	TD	PD	FF	FR	TD	YDS	TK	S			A	FF	FR	S
09/12	Seahawks	P	0	0	0	0	0	0	0	0	0	0	0	0	0	0	0	0	0	0	0	0	0	0	0	L	16-28
09/19	Rams	P	0	0	0	0	0	0	0	0	0	0	0	0	0	0	0	0	0	0	0	0	0	0	0	L	24-27
09/26	at Titans	P	0	0	0	0	0	0	0	0	0	0	0	0	0	0	0	0	0	0	0	0	0	0	0	L	16-25
10/03	at Dolphins	P	0	0	0	0	0	0	0	0	0	0	0	0	0	0	0	0	0	0	0	0	0	0	0	W	27-17
10/11	at Ravens	P	0	0	0	0	0	0	0	0	0	0	0	0	0	0	0	0	0	0	0	0	0	0	0	L	25-31+
10/17	Texans	P	0	0	0	0	0	0	0	0	0	0	0	0	0	0	0	0	0	0	0	0	0	0	0	W	31-3
10/24	at 49ers	P	0	0	0	0	0	0	0	0	0	0	0	0	0	0	0	0	0	0	0	0	0	0	0	W	30-18
10/31	Titans	P	0	0	0	0	0	0	0	0	0	0	0	0	0	0	0	0	0	0	0	0	0	0	0	L	31-34+
11/04	Jets	P	0	0	0	0	0	0	0	0	0	0	0	0	0	0	0	0	0	0	0	0	0	0	0	W	45-30
11/14	Jaguars	P	0	0	0	0	0	0	0	0	0	0	0	0	0	0	0	0	0	0	0	0	0	0	0	W	23-17
11/21	at Bills	P	0	0	0	0	0	0	0	0	0	0	0	0	0	0	0	0	0	0	0	0	0	0	0	W	41-15
11/28	Buccaneers	P	0	0	0	0	0	0	0	0	0	0	0	0	0	0	0	0	0	0	0	0	0	0	0	L	31-38
12/05	at Texans	P	0	0	0	0	0	0	0	0	0	0	0	0	0	0	0	0	0	0	0	0	0	0	0	W	31-0
12/18	Patriots	P	0	0	0	0	0	0	0	0	0	0	0	0	0	0	0	0	0	0	0	0	0	0	0	W	27-17
12/25	at Cardinals	P	0	0	0	0	0	0	0	0	0	0	0	0	0	0	0	0	0	0	0	0	0	0	0	W	22-16
01/02	Raiders																									L	20-23
01/09	at Jaguars	P	0	0	0	0	0	0	0	0	0	0	0	0	0	0	0	0	0	0	0	0	0	0	0	L	11-26
<b>2021 TOTALS</b>			<b>16-0</b>	<b>0</b>	<b>0</b>	<b>0</b>	<b>0</b>	<b>0</b>	<b>0</b>	<b>0</b>	<b>0</b>	<b>0</b>	<b>0</b>	<b>0</b>	<b>0</b>	<b>0</b>	<b>0</b>	<b>0</b>	<b>0</b>	<b>0</b>	<b>0</b>	<b>0</b>	<b>0</b>	<b>0</b>	<b>0</b>	<b>0</b>	<b>9-8</b>

-- Overtime

## 2022 GAME-BY-GAME REGULAR-SEASON STATISTICS (COLTS)

DATE	OPPONENT	P/S	TACKLES							INTERCEPTIONS				FUMBLES			ST			MISC		W/L	SCORE				
			TK	S	A	SK	YDS	TFL	YDS	QBH	NO	YDS	LG	TD	PD	FF	FR	TD	YDS	TK	S			A	FF	FR	S
09/11	at Texans	P	0	0	0	0	0	0	0	0	0	0	0	0	0	0	0	0	0	0	0	0	0	0	0	T	20-20
09/18	at Jaguars	P	0	0	0	0	0	0	0	0	0	0	0	0	0	0	0	0	0	0	0	0	0	0	0	L	0-24
09/25	Chiefs	P	0	0	0	0	0	0	0	0	0	0	0	0	0	0	0	0	1	0	1	0	0	0	0	W	20-17
10/02	Titans	P	0	0	0	0	0	0	0	0	0	0	0	0	0	0	0	0	0	0	0	0	0	0	0	L	17-24
10/06	at Broncos	P	0	0	0	0	0	0	0	0	0	0	0	0	0	0	0	0	0	0	0	0	0	0	0	W	12-9+
10/16	Jaguars	P	0	0	0	0	0	0	0	0	0	0	0	0	0	0	0	0	0	0	0	0	0	0	0	W	34-27
10/23	at Titans	P	0	0	0	0	0	0	0	0	0	0	0	0	0	0	0	0	0	0	0	0	0	0	0	L	10-19
10/30	Commanders	P	0	0	0	0	0	0	0	0	0	0	0	0	0	0	0	0	0	0	0	0	0	0	0	L	16-17
11/06	at Patriots	P	0	0	0	0	0	0	0	0	0	0	0	0	0	0	0	0	1	1	0	0	0	0	0	L	3-26
11/13	at Raiders	P	0	0	0	0	0	0	0	0	0	0	0	0	0	0	0	0	1	1	0	0	0	0	0	W	25-20
11/20	Eagles	P	0	0	0	0	0	0	0	0	0	0	0	0	0	0	0	0	0	0	0	0	0	0	0	L	16-17
11/28	Steelers	P	0	0	0	0	0	0	0	0	0	0	0	0	0	0	0	0	0	0	0	0	0	0	0	L	17-24
12/04	at Cowboys	P	0	0	0	0	0	0	0	0	0	0	0	0	0	0	0	0	0	0	0	0	0	0	0	L	19-54
12/17	at Vikings	P	0	0	0	0	0	0	0	0	0	0	0	0	0	0	0	0	0	0	0	0	0	0	0	L	36-39+
<b>2022 TOTALS</b>			<b>14-0</b>	<b>0</b>	<b>0</b>	<b>0</b>	<b>0</b>	<b>0</b>	<b>0</b>	<b>0</b>	<b>0</b>	<b>0</b>	<b>0</b>	<b>0</b>	<b>0</b>	<b>0</b>	<b>0</b>	<b>0</b>	<b>3</b>	<b>2</b>	<b>1</b>	<b>0</b>	<b>0</b>	<b>0</b>	<b>0</b>	<b>4-9-1</b>	

-- Overtime

## 2018 GAME-BY-GAME POSTSEASON STATISTICS (COLTS)

DATE	OPPONENT	P/S	TACKLES							INTERCEPTIONS				FUMBLES			ST			MISC		W/L	SCORE					
			TK	S	A	SK	YDS	TFL	YDS	QBH	NO	YDS	LG	TD	PD	FF	FR	TD	YDS	TK	S			A	FF	FR	S	A
01/05	at Texans	P	0	0	0	0	0	0	0	0	0	0	0	0	0	0	0	0	0	0	0	0	0	0	0	0	W	21-7
01/12	at Chiefs	P	0	0	0	0	0	0	0	0	0	0	0	0	0	0	0	0	0	0	0	0	0	0	0	0	L	13-31
<b>2018 TOTALS</b>			<b>2-0</b>	<b>0</b>	<b>0</b>	<b>0</b>	<b>0</b>	<b>0</b>	<b>0</b>	<b>0</b>	<b>0</b>	<b>0</b>	<b>0</b>	<b>0</b>	<b>0</b>	<b>0</b>	<b>0</b>	<b>0</b>	<b>0</b>	<b>0</b>	<b>0</b>	<b>0</b>	<b>0</b>	<b>0</b>	<b>0</b>	<b>0</b>	<b>1-1</b>	

## 2020 GAME-BY-GAME POSTSEASON STATISTICS (COLTS)

DATE	OPPONENT	P/S	TACKLES							INTERCEPTIONS				FUMBLES			ST			MISC		W/L	SCORE				
			TK	S	A	SK	YDS	TFL	YDS	QBH	NO	YDS	LG	TD	PD	FF	FR	TD	YDS	TK	S			A	FF	FR	S
01/09	at Bills	P	0	0	0	0	0	0	0	0	0	0	0	0	0	0	0	0	0	0	0	0	0	0	0	L	24-27
<b>2020 TOTALS</b>			<b>1-0</b>	<b>0</b>	<b>0</b>	<b>0</b>	<b>0</b>	<b>0</b>	<b>0</b>	<b>0</b>	<b>0</b>	<b>0</b>	<b>0</b>	<b>0</b>	<b>0</b>	<b>0</b>	<b>0</b>	<b>0</b>	<b>0</b>	<b>0</b>	<b>0</b>	<b>0</b>	<b>0</b>	<b>0</b>	<b>0</b>	<b>0</b>	<b>0-1</b>



# 34 ISAIAH RODGERS SR.

CORNERBACK



**ISAIAH RODGERS SR.: SELECTED BY THE COLTS IN THE SIXTH ROUND (211TH OVERALL) OF THE 2020 NFL DRAFT.**

**5-10 • 176 LBS**

**NFL EXP: 3**

**(3RD YEAR WITH THE COLTS)**

**BORN: 1/7/98**



**COLLEGE:  
MASSACHUSETTS**

## 4TH-AND-SHORT

- In his first two seasons, he tallied 54 tackles (43 solo), 1.0 tackle for loss, seven passes defended, three interceptions, one punt return for 12 yards and 43 kickoff returns for 1,193 yards (27.7 avg.) and one touchdown in 30 games (one start).
- Earned PFWA All-Rookie Team honors on special teams in 2020.
- In Week 5 of 2020 at CLE, he registered five kickoff returns for 212 yards (42.4 avg.) and one touchdown.
- Is only the sixth rookie in franchise history and the first since Dominic Rhodes (2001) to return a kickoff for a touchdown.

## DOWN THE STRETCH

**What is on your bucket list:** Bora Bora

**Do you have any pets:** I have one dog.

**Do you have a pregame ritual:** I pray at the 40-yard line.

**Do you have any nicknames:** Fuzzy, Zay, Rodgers

**What is the best advice you've been given:** Never let your head down, unless you're praying.

**Who is your mentor:** Dominique Rodgers-Cromartie

**Who is your favorite artist:** Chris Brown

**What is your favorite food:** Chicken wings

**What is your favorite vacation spot:** Cayman Islands

**What is your favorite TV show:** "SportsCenter"

**What is your favorite movie:** "Spiderman"

**What are your pet peeves:** Dirty nails

**What are your hobbies off the field:** Bowling, movies and shopping



@rodgers\_isaiah



@isaiahrodgers



### A GUIDING HAND

Rodgers Sr. has been able to see what it is like to be an NFL cornerback since a young age. His cousin, Dominique Rodgers-Cromartie, played 12 seasons in the NFL and earned two Pro Bowl appearances and one Second Team All-Pro selection. "I think he made me the person that I am today," Rodgers said. Even with the difference in age, they still train and push each other. "There are things that he can do that I can't, and there are a lot of things that I can do that he can't. So we just compete and just try to be the best that we can. It's just a family love."



### TAKING IT TO THE HOUSE

Rodgers Sr. had a breakout game in Week 5 of 2020 at Cleveland. Serving as the primary kickoff return man, he had only had two returns for 56 yards heading into the matchup. That all changed when Rodgers fielded a kick from inside of the end zone, and took it 101 yards for a touchdown. He finished the day with 212 yards on five kickoff returns (42.4 avg.) with one touchdown. It was the team's first kickoff return for a touchdown since Jordan Todman in 2016. He also became only the sixth rookie to return a kickoff of a touchdown in franchise history. That propelled him to finish the 2020 season ranked third in kickoff return average (28.8) and fifth in kickoff return yards (692). No stranger to being a great return man, the former All-ECAC choice as a return specialist owns the UMass school records for kick returns (99) and kick return yards (2,338).



### NFL HIGHLIGHTS

- In three seasons with Indianapolis, he has played in 44 games (nine starts) and has recorded 87 tackles (67 solo), 2.0 tackles for loss, 10 passes defended, three interceptions, one forced fumble, four fumble recoveries, three punt returns for 25 yards and 61 kickoff returns for 1,645 yards and one touchdown. He has also contributed two special teams stops.
- Has appeared in 14 games (eight starts) in 2022 and has recorded 33 tackles (24 solo), 1.0 tackle for loss, three passes defended and four fumble recoveries. He also has 18 kickoff returns for 452 yards, two punt returns for 13 yards and one fumble recovery on special teams. In Week 12 vs. Pittsburgh, Rodgers Sr. (107) and Dallis Flowers (118) recorded over 100 kickoff return yards. They are the first duo on the same team to each tally at least 100 kickoff return yards since Eric Decker and Cassius Vaughn for the Denver Broncos in Week 17 of 2010.
- In 2021, he competed in all 17 games (one start) and tallied 49 tackles (39 solo), 1.0 tackle for loss, seven passes defended, three interceptions and 19 kickoff returns for 501 yards. In Week 6 vs. Houston, he registered two tackles (one solo), two passes defended and his first-career interception. In Week 12 vs. Tampa Bay, he registered two solo tackles, one pass defended and one interception. He also had a season-long 72-yard kickoff return. In Week 17 vs. Las Vegas, he recorded four tackles (three solo), one pass defended and one interception.
- He earned PFWA All-Rookie Team honors in 2020 after he appeared in 13 games and recorded five tackles (four solo), one punt return for 12 yards and 24 kickoff returns for 692 yards (28.8 avg.) and one touchdown. He has also contributed two special teams stops. In Week 5 at Cleveland, he tallied five kickoff returns for 212 yards (42.4 avg.) and one touchdown. He returned a kickoff 101 yards for a touchdown. It was the Colts' first kickoff

### NFL HIGHLIGHTS CONT...

return for a touchdown since Jordan Todman did it at Green Bay on November 6, 2016. He became just the sixth rookie in franchise history to have a kickoff return for a touchdown and the first since Dominic Rhodes in 2001. He was one of only seven players to have a kickoff return for a touchdown in 2020. His 212 kickoff return yards were the third-most by a player in a single game in franchise history. Appeared in one postseason contest and had two kickoff returns for 59 yards (29.5 avg.).



@rodgers\_isaiah



@isaiahrodgers



## COLLEGE HIGHLIGHTS CONT...

- As a junior, he started 10 games and tallied 56 tackles (41 solo), 3.0 tackles for loss, four passes defended and two interceptions. He was named a Phil Steele Preseason All-Independent first-team selection. Had a career-high 13 tackles, 2.0 tackles for loss, two passes defended and one interception returned for a touchdown at Ohio.
- In 2017, he tallied 50 tackles, 3.0 tackles for loss, a team-high 14 passes defended and three interceptions (one returned for a touchdown) in 12 games. He was a Phil Steele All-Independent first-team selection and an All-ECAC second-team choice. Recorded five games with six or more tackles. Against No. 21 Mississippi State, he had three tackles, 1.0 tackle for loss and two interceptions (one returned for a touchdown).
- As a freshman, he appeared in 11 games (eight starts) and accumulated 40 tackles (21 solo) and two interceptions. Against FIU, he totaled four tackles and three passes defended.

## PERSONAL

- Attended Blake High School in Tampa, Fla. and was a three-time football and two-time track and field letterman.
- As a senior, he tallied 10 touchdowns and 17.2 yards per reception as a receiver. He also added 34 tackles, four interceptions and four blocked field goals.
- He was a two-time All-Conference selection.
- Played in the Hillsborough County All-Star Game.
- His cousin, Dominique Rodgers-Cromartie, played 12 seasons in the NFL and earned two Pro Bowl appearances and one Second Team All-Pro selection.
- Participated in the NFL's My Cause My Cleats initiative and represented the Ronald McDonald House (2021) and the Isaiah Rodgers Foundation (2020).
- In 2020, he participated in multiple Colts' mobile pantry distributions as part of the No One Runs on Empty program.
- Has a son, Isaiah Rodgers Jr.
- A native of Tampa, Fla.

## ISAIAH RODGERS SR.'S - NFL REGULAR SEASON STATISTICS

DATE	TEAM	GP	GS	TK	S	A	TACKLES				QBH	INTERCEPTIONS				FUMBLES				ST		MISC						
							TFL	YDS	SK	YDS		NO	YDS	LG	TD	PD	FF	FR	TD	YDS	TK	S	A	FF	FR	S	A	
2020	Colts	13	0	5	4	1	0	0	0.0	0.0	0	0	0	0	0	0	0	0	0	2	1	1	0	0	0	0	0	
2021	Colts	17	1	49	39	10	1	3	0.0	0.0	0	3	24	12	0	7	0	0	0	0	0	0	0	0	0	0	0	0
2022	Colts	14	8	33	24	9	1	3	0.0	0.0	0	0	0	0	0	3	1	1	0	4	0	0	0	0	3	0	0	
<b>TOTALS</b>		<b>44</b>	<b>9</b>	<b>87</b>	<b>67</b>	<b>20</b>	<b>2</b>	<b>6</b>	<b>0.0</b>	<b>0.0</b>	<b>0</b>	<b>3</b>	<b>24</b>	<b>12</b>	<b>0</b>	<b>10</b>	<b>1</b>	<b>1</b>	<b>0</b>	<b>4</b>	<b>2</b>	<b>1</b>	<b>1</b>	<b>0</b>	<b>3</b>	<b>0</b>	<b>0</b>	

## ISAIAH RODGERS SR.'S - NFL POSTSEASON STATISTICS

DATE	TEAM	GP	GS	TK	S	A	TACKLES				QBH	INTERCEPTIONS				FUMBLES				ST		MISC					
							TFL	YDS	SK	YDS		NO	YDS	LG	TD	PD	FF	FR	TD	YDS	TK	S	A	FF	FR	S	A
2020	Colts	1	0	0	0	0	0	0	0.0	0.0	0	0	0	0	0	1	0	0	0	0	0	0	0	0	0	0	0
<b>TOTALS</b>		<b>1</b>	<b>0</b>	<b>0</b>	<b>0</b>	<b>0</b>	<b>0</b>	<b>0</b>	<b>0.0</b>	<b>0.0</b>	<b>0</b>	<b>0</b>	<b>0</b>	<b>0</b>	<b>0</b>	<b>1</b>	<b>0</b>	<b>0</b>	<b>0</b>	<b>0</b>	<b>0</b>	<b>0</b>	<b>0</b>	<b>0</b>	<b>0</b>	<b>0</b>	<b>0</b>

## ISAIAH RODGERS SR.'S - NFL REGULAR SEASON STATISTICS

DATE	TEAM	RET.	KICKOFF RETURNS				PUNT RETURNS					
			YDS.	AVG.	LG	TD	NO.	FC	YDS.	AVG.	LG	TD
2020	Colts	24	692	28.8	101t	1	1	1	12	12.0	12	0
2021	Colts	19	501	26.4	72	0	0	0	0	0.0	0	0
2022	Colts	18	452	25.1	45	0	2	1	13	6.5	13	0
<b>TOTALS</b>		<b>61</b>	<b>1,645</b>	<b>27.0</b>	<b>101T</b>	<b>1</b>	<b>3</b>	<b>2</b>	<b>25</b>	<b>8.3</b>	<b>13</b>	<b>0</b>

## ISAIAH RODGERS SR.'S - NFL POSTSEASON STATISTICS

DATE	TEAM	RET.	KICKOFF RETURNS				PUNT RETURNS					
			YDS.	AVG.	LG	TD	NO.	FC	YDS.	AVG.	LG	TD
2020	Colts	2	59	29.5	38	0	0	0	0	0.0	0	0
<b>TOTALS</b>		<b>2</b>	<b>59</b>	<b>29.5</b>	<b>38</b>	<b>0</b>	<b>0</b>	<b>0</b>	<b>0</b>	<b>0.0</b>	<b>0</b>	<b>0</b>





### SINGLE-GAME HIGHS: DEFENSIVE

<b>Total Tackles</b>	6 at Minnesota Vikings, Dec 17, 2022 ...3 more at 6.	<b>Interception Return Yards</b>	12 vs. Las Vegas Raiders, Jan 02, 2022 ...1 more at 12.
<b>Solo Tackles</b>	6 vs. New England Patriots, Dec 18, 2021 ...1 more at 6.	<b>Special Teams Tackles</b>	1 at Tennessee Titans, Nov 12, 2020 ...1 more at 1.
<b>Passes Defensed</b>	2 at Las Vegas Raiders, Nov 13, 2022 ...1 more at 2.	<b>Special Teams Fumble Recoveries</b>	1 at Denver Broncos, Oct 06, 2022 ...1 more at 1.
<b>Tackles For Loss Interceptions</b>	1 vs. New York Jets, Nov 04, 2021 1 vs. Las Vegas Raiders, Jan 02, 2022 ...2 more at 1.	<b>Longest Own Fumble Return</b>	18 vs. Jacksonville Jaguars, Oct 16, 2022

### SINGLE-GAME HIGHS - POSTSEASON: DEFENSIVE

<b>Passes Defensed</b>	1 at Buffalo Bills, Jan 09, 2021
------------------------	----------------------------------

### 2020 GAME-BY-GAME REGULAR-SEASON STATISTICS (COLTS)

DATE	OPPONENT	P/S	TACKLES							INTERCEPTIONS				FUMBLES			ST			MISC		W/L	SCORE				
			TK	S	A	SK	YDS	TFL	YDS	QBH	NO	YDS	LG	TD	PD	FF	FR	TD	YDS	TK	S			A	FF	FR	S
09/13	at Jaguars	P	0	0	0	0	0	0	0	0	0	0	0	0	0	0	0	0	0	0	0	0	0	0	0	L	20-27
09/20	Vikings	P	1	1	0	0	0	0	0	0	0	0	0	0	0	0	0	0	0	0	0	0	0	0	0	W	28-11
09/27	Jets	P	1	1	0	0	0	0	0	0	0	0	0	0	0	0	0	0	0	0	0	0	0	0	0	W	36-7
10/04	at Bears	P	1	1	0	0	0	0	0	0	0	0	0	0	0	0	0	0	0	0	0	0	0	0	0	W	19-11
10/11	at Browns	P	0	0	0	0	0	0	0	0	0	0	0	0	0	0	0	0	0	0	0	0	0	0	0	L	23-32
10/18	Bengals	P	0	0	0	0	0	0	0	0	0	0	0	0	0	0	0	0	0	0	0	0	0	0	0	W	31-27
11/01	at Lions	P	0	0	0	0	0	0	0	0	0	0	0	0	0	0	0	0	0	0	0	0	0	0	0	W	41-21
11/08	Ravens	P	0	0	0	0	0	0	0	0	0	0	0	0	0	0	0	0	0	1	0	1	0	0	0	L	10-24
11/12	at Titans	P	1	1	0	0	0	0	0	0	0	0	0	0	0	0	0	0	0	1	1	0	0	0	0	W	34-17
11/22	Packers		ON INACTIVE LIST																								
11/29	Titans		INACTIVE																								
12/06	at Texans	P	0	0	0	0	0	0	0	0	0	0	0	0	0	0	0	0	0	0	0	0	0	0	0	W	26-20
12/13	at Raiders	P	1	0	1	0	0	0	0	0	0	0	0	0	0	0	0	0	0	0	0	0	0	0	0	W	44-27
12/20	Texans	P	0	0	0	0	0	0	0	0	0	0	0	0	0	0	0	0	0	0	0	0	0	0	0	W	27-20
12/27	at Steelers		ON INACTIVE LIST																								
01/03	Jaguars	P	0	0	0	0	0	0	0	0	0	0	0	0	0	0	0	0	0	0	0	0	0	0	0	W	28-14
<b>2020 TOTALS</b>		<b>13-0</b>	<b>5</b>	<b>4</b>	<b>1</b>	<b>0</b>	<b>0</b>	<b>0</b>	<b>0</b>	<b>0</b>	<b>0</b>	<b>0</b>	<b>0</b>	<b>0</b>	<b>0</b>	<b>0</b>	<b>0</b>	<b>0</b>	<b>2</b>	<b>1</b>	<b>1</b>	<b>0</b>	<b>0</b>	<b>0</b>	<b>0</b>	<b>11-5</b>	

+ - Overtime

### 2021 GAME-BY-GAME REGULAR-SEASON STATISTICS (COLTS)

DATE	OPPONENT	P/S	TACKLES							INTERCEPTIONS				FUMBLES			ST			MISC		W/L	SCORE				
			TK	S	A	SK	YDS	TFL	YDS	QBH	NO	YDS	LG	TD	PD	FF	FR	TD	YDS	TK	S			A	FF	FR	S
09/12	Seahawks	P	1	0	1	0	0	0	0	0	0	0	0	0	0	0	0	0	0	0	0	0	0	0	0	L	16-28
09/19	Rams	P	2	2	0	0	0	0	0	0	0	0	0	0	0	0	0	0	0	0	0	0	0	0	0	L	24-27
09/26	at Titans	P	0	0	0	0	0	0	0	0	0	0	0	0	0	0	0	0	0	0	0	0	0	0	0	L	16-25
10/03	at Dolphins	P	4	4	0	0	0	0	0	0	0	0	0	0	0	0	0	0	0	0	0	0	0	0	0	W	27-17
10/11	at Ravens	S	6	6	0	0	0	0	0	0	0	0	0	0	0	0	0	0	0	0	0	0	0	0	0	L	25-31+
10/17	Texans	P	2	1	1	0	0	0	0	0	1	12	12	0	2	0	0	0	0	0	0	0	0	0	0	W	31-3
10/24	at 49ers	P	2	2	0	0	0	0	0	0	0	0	0	0	0	0	0	0	0	0	0	0	0	0	0	W	30-18
10/31	Titans	P	0	0	0	0	0	0	0	0	0	0	0	0	0	0	0	0	0	0	0	0	0	0	0	L	31-34+
11/04	Jets	P	4	4	0	0	0	0	1	3	0	0	0	0	0	0	0	0	0	0	0	0	0	0	0	W	45-30
11/14	Jaguars	P	2	1	1	0	0	0	0	0	0	0	0	1	0	0	0	0	0	0	0	0	0	0	0	W	23-17
11/21	at Bills	P	4	1	3	0	0	0	0	0	0	0	0	1	0	0	0	0	0	0	0	0	0	0	0	W	41-15
11/28	Buccaneers	P	2	2	0	0	0	0	0	0	1	0	0	0	1	0	0	0	0	0	0	0	0	0	0	L	31-38
12/05	at Texans	P	0	0	0	0	0	0	0	0	0	0	0	0	0	0	0	0	0	0	0	0	0	0	0	W	31-0
12/18	Patriots	P	6	6	0	0	0	0	0	0	0	0	0	0	0	0	0	0	0	0	0	0	0	0	0	W	27-17
12/25	at Cardinals	P	5	4	1	0	0	0	0	0	0	0	0	1	0	0	0	0	0	0	0	0	0	0	0	W	22-16
01/02	Raiders	P	4	3	1	0	0	0	0	0	1	12	12	0	1	0	0	0	0	0	0	0	0	0	0	L	20-23
01/09	at Jaguars	P	5	3	2	0	0	0	0	0	0	0	0	0	0	0	0	0	0	0	0	0	0	0	0	L	11-26
<b>2021 TOTALS</b>		<b>17-1</b>	<b>49</b>	<b>39</b>	<b>10</b>	<b>0</b>	<b>0</b>	<b>0</b>	<b>1</b>	<b>3</b>	<b>0</b>	<b>3</b>	<b>24</b>	<b>12</b>	<b>0</b>	<b>7</b>	<b>0</b>	<b>0</b>	<b>0</b>	<b>0</b>	<b>0</b>	<b>0</b>	<b>0</b>	<b>0</b>	<b>0</b>	<b>9-8</b>	

+ - Overtime





## 2022 GAME-BY-GAME REGULAR-SEASON STATISTICS (COLTS)

DATE	OPPONENT	P/S	TACKLES						INTERCEPTIONS				FUMBLES			ST			MISC		SCORE							
			TK	S	A	SK	YDS	TFL	YDS	QBH	NO	YDS	LG	TD	PD	FF	FR	TD	YDS	TK		S	A	FF	FR	S	A	W/L/T
09/11	at Texans	P	0	0	0	0.0	0.0	0	0	0	0	0	0	0	0	0	0	0	0	0	0	0	0	0	0	0	T	20-20
09/18	at Jaguars	P	0	0	0	0.0	0.0	0	0	0	0	0	0	0	0	0	0	0	0	0	0	0	0	0	0	0	L	0-24
09/25	Chiefs	P	2	2	0	0.0	0.0	0	0	0	0	0	0	0	0	0	0	0	0	0	0	0	0	0	0	0	W	20-17
10/02	Titans	P	3	2	1	0.0	0.0	1	3	0	0	0	0	0	0	0	0	0	0	0	0	0	0	0	0	0	L	17-24
10/06	at Broncos	P	6	5	1	0.0	0.0	0	0	0	0	0	0	0	0	0	0	0	0	0	0	0	0	0	0	0	W	12-9+
10/16	Jaguars	P	1	0	1	0.0	0.0	0	0	0	0	0	0	0	0	0	0	0	0	0	0	0	0	0	0	0	W	34-27
10/23	at Titans	S	2	1	1	0.0	0.0	0	0	0	0	0	0	0	0	0	0	0	0	0	0	0	0	0	0	0	L	10-19
10/30	Commanders	S	3	1	2	0.0	0.0	0	0	0	0	0	0	0	0	0	0	0	0	0	0	0	0	0	0	0	L	16-17
11/06	at Patriots	S	1	1	0	0.0	0.0	0	0	0	0	0	0	0	0	1	0	0	0	0	0	0	0	0	0	0	L	3-26
11/13	at Raiders	S	1	1	0	0.0	0.0	0	0	0	0	0	0	0	0	2	0	0	0	0	0	0	0	0	0	0	W	25-20
11/20	Eagles	S	4	4	0	0.0	0.0	0	0	0	0	0	0	0	0	0	0	0	0	0	0	0	0	0	0	0	L	16-17
11/28	Steelers	S	1	1	0	0.0	0.0	0	0	0	0	0	0	0	0	0	0	0	0	0	0	0	0	0	0	0	L	17-24
12/04	at Cowboys	S	3	3	0	0.0	0.0	0	0	0	0	0	0	0	0	0	0	0	0	0	0	0	0	0	0	0	L	19-54
12/17	at Vikings	S	6	3	3	0.0	0.0	0	0	0	0	0	0	0	1	0	1	0	4	0	0	0	0	0	0	0	L	36-39+
<b>2022 TOTALS</b>			<b>14-8</b>	<b>33</b>	<b>24</b>	<b>9</b>	<b>0.0</b>	<b>0.0</b>	<b>1</b>	<b>3</b>	<b>0</b>	<b>0</b>	<b>0</b>	<b>0</b>	<b>0</b>	<b>3</b>	<b>1</b>	<b>1</b>	<b>0</b>	<b>4</b>	<b>0</b>	<b>0</b>	<b>0</b>	<b>0</b>	<b>3</b>	<b>0</b>	<b>0</b>	<b>4-9-1</b>

+ - Overtime

## 2020 GAME-BY-GAME POSTSEASON STATISTICS (COLTS)

DATE	OPPONENT	P/S	TACKLES						INTERCEPTIONS				FUMBLES			ST			MISC		SCORE							
			TK	S	A	SK	YDS	TFL	YDS	QBH	NO	YDS	LG	TD	PD	FF	FR	TD	YDS	TK		S	A	FF	FR	S	A	W/L
01/09	at Bills	P	0	0	0	0.0	0.0	0	0	0	0	0	0	0	1	0	0	0	0	0	0	0	0	0	0	0	L	24-27
<b>2020 TOTALS</b>			<b>1-0</b>	<b>0</b>	<b>0</b>	<b>0.0</b>	<b>0.0</b>	<b>0</b>	<b>0</b>	<b>0</b>	<b>0</b>	<b>0</b>	<b>0</b>	<b>0</b>	<b>1</b>	<b>0</b>	<b>0</b>	<b>0</b>	<b>0</b>	<b>0</b>	<b>0</b>	<b>0</b>	<b>0</b>	<b>0</b>	<b>0</b>	<b>0</b>	<b>0</b>	<b>0-1</b>

## 2020 GAME-BY-GAME REGULAR-SEASON STATISTICS (COLTS)

DATE	OPPONENT	P/S	KICKOFF RETURNS						PUNT RETURNS						W/L	SCORE
			RET	YDS	AVG	LG	TD	NO	FC	YDS	AVG	LG	TD			
09/13	at Jaguars	P	0	0	0.0	0	0	0	0	1	0	0.0	0	0	L	20-27
09/20	Vikings	P	0	0	0.0	0	0	0	0	0	0.0	0	0	W	28-11	
09/27	Jets	P	0	0	0.0	0	0	0	1	0	12	12.0	12	0	W	36-7
10/04	at Bears	P	2	56	28.0	32	0	0	0	0	0.0	0	0	W	19-11	
10/11	at Browns	P	5	212	42.4	101ft	1	0	0	0	0.0	0	0	L	23-32	
10/18	Bengals	P	1	25	25.0	25	0	0	0	0	0.0	0	0	W	31-27	
11/01	at Lions	P	3	74	24.7	31	0	0	0	0	0.0	0	0	W	41-21	
11/08	Ravens	P	4	103	25.8	37	0	0	0	0	0.0	0	0	L	10-24	
11/12	at Titans	P	3	67	22.3	24	0	0	0	0	0.0	0	0	W	34-17	
11/22	Packers													W	34-31+	
11/29	Titans													L	26-45	
12/06	at Texans	P	3	77	25.7	32	0	0	0	0	0.0	0	0	W	26-20	
12/13	at Raiders	P	2	59	29.5	31	0	0	0	0	0.0	0	0	W	44-27	
12/20	Texans	P	1	19	19.0	19	0	0	0	0	0.0	0	0	W	27-20	
12/27	at Steelers													L	24-28	
01/03	Jaguars	P	0	0	0.0	0	0	0	0	0	0.0	0	0	W	28-14	
<b>2020 TOTALS</b>			<b>13-0</b>	<b>24</b>	<b>692</b>	<b>28.8</b>	<b>101T</b>	<b>1</b>	<b>1</b>	<b>1</b>	<b>12</b>	<b>12.0</b>	<b>12</b>	<b>0</b>	<b>11-5</b>	

+ - Overtime





### 2021 GAME-BY-GAME REGULAR-SEASON STATISTICS (COLTS)

DATE	OPPONENT	P/S	KICKOFF RETURNS					PUNT RETURNS					W/L	SCORE	
			RET	YDS	AVG	LG	TD	NO	FC	YDS	AVG	LG			TD
09/12	Seahawks	P	2	41	20.5	22	0	0	0	0	0.0	0	0	L	16-28
09/19	Rams	P	1	41	41.0	41	0	0	0	0	0.0	0	0	L	24-27
09/26	at Titans	P	1	16	16.0	16	0	0	0	0	0.0	0	0	L	16-25
10/03	at Dolphins	P	2	44	22.0	23	0	0	0	0	0.0	0	0	W	27-17
10/11	at Ravens	S	0	0	0.0	0	0	0	0	0	0.0	0	0	L	25-31+
10/17	Texans	P	0	0	0.0	0	0	0	0	0	0.0	0	0	W	31-3
10/24	at 49ers	P	0	0	0.0	0	0	0	0	0	0.0	0	0	W	30-18
10/31	Titans	P	0	0	0.0	0	0	0	0	0	0.0	0	0	L	31-34+
11/04	Jets	P	3	46	15.3	25	0	0	0	0	0.0	0	0	W	45-30
11/14	Jaguars	P	2	46	23.0	27	0	0	0	0	0.0	0	0	W	23-17
11/21	at Bills	P	1	33	33.0	33	0	0	0	0	0.0	0	0	W	41-15
11/28	Buccaneers	P	1	72	72.0	72	0	0	0	0	0.0	0	0	L	31-38
12/05	at Texans	P	0	0	0.0	0	0	0	0	0	0.0	0	0	W	31-0
12/18	Patriots	P	2	43	21.5	22	0	0	0	0	0.0	0	0	W	27-17
12/25	at Cardinals	P	0	0	0.0	0	0	0	0	0	0.0	0	0	W	22-16
01/02	Raiders	P	1	20	20.0	20	0	0	0	0	0.0	0	0	L	20-23
01/09	at Jaguars	P	3	99	33.0	41	0	0	0	0	0.0	0	0	L	11-26
<b>2021 TOTALS</b>		<b>17-1</b>	<b>19</b>	<b>501</b>	<b>26.4</b>	<b>72</b>	<b>0</b>	<b>0</b>	<b>0</b>	<b>0</b>	<b>0.0</b>	<b>0</b>	<b>0</b>	<b>9-8</b>	

+ - Overtime

### 2020 GAME-BY-GAME POSTSEASON STATISTICS (COLTS)

DATE	OPPONENT	P/S	KICKOFF RETURNS					PUNT RETURNS					W/L	SCORE	
			RET	YDS	AVG	LG	TD	NO	FC	YDS	AVG	LG			TD
01/09	at Bills	P	2	59	29.5	38	0	0	0	0	0.0	0	0	L	24-27
<b>2020 TOTALS</b>		<b>1-0</b>	<b>2</b>	<b>59</b>	<b>29.5</b>	<b>38</b>	<b>0</b>	<b>0</b>	<b>0</b>	<b>0</b>	<b>0.0</b>	<b>0</b>	<b>0</b>	<b>0-1</b>	





# 2

# MATT RYAN

QUARTERBACK



**MATT RYAN:** ACQUIRED BY THE COLTS IN A TRADE WITH THE ATLANTA FALCONS ON MARCH 21, 2022.

**6-4 • 217 LBS**  
**NFL EXP: 15**  
**(1ST YEAR WITH THE COLTS)**  
**BORN: 5/17/85**



**COLLEGE:**  
**BOSTON COLLEGE**



## 4TH-AND-SHORT

- 1x Associated Press NFL MVP (2016).
- 1x Associated Press First Team All-Pro (2016).
- 4x Pro Bowl Selection (2010, 2012, 2014, 2016).
- In his first 14 seasons with Atlanta (2008-2021), he started 222 games and completed 5,242-of-8,003 passes for 59,735 yards with 367 touchdowns and 170 interceptions for a 94.2 passer rating.
- Through a player's first 14 seasons in the league, he ranks in the top-five in attempts (first), completions (first), passing yards (first) and passing touchdowns (fifth).
- Owns 21 franchise records for Atlanta.
- 3x NFC Offensive Player of the Month.
- 9x NFC Offensive Player of the Week.
- Atlanta's nominee for the Walter Payton Man of the Year Award in 2016.
- AP Rookie of the Year in 2008.

### **MAKING WISHES COME TRUE**

When Ryan was a member of the Falcons, Atlanta worked with Make-A-Wish to make a 16-year-old boy's dream come true. Benjamin Dendy was born with biliary atresia, which requires a liver transplant. The doctors told Dendy's parents that a transplant was necessary or he might not survive. Dendy still had not received a transplant as a 16-year-old and continued to amaze doctors. His family worked with Make-A-Wish throughout Dendy's life, but he never knew what he wanted to do. He finally knew as a teenager when he decided he wanted to attend a Falcons game and be on the field for the coin toss. What Dendy didn't know was that Ryan had a surprise for him the next day. Dendy thought he was going to brunch, but his family took him to TopGolf to hit some golf balls. The surprise was Ryan coming to swing some clubs with Dendy and his buddies. It wasn't part of the Make-A-Wish wish, but something Ryan wanted to do to show his support.

@M\_Ryan02

@ryan\_matt02



### THE MANNING CONNECTION

Ryan grew up admiring Peyton Manning and wanting to play quarterback in a similar fashion. When Ryan was finishing up at Boston College, Manning reached out to chat with Ryan about the transition to the NFL and offer advice. That was the start of a relationship that has continued to this day. Manning still offers advice to Ryan, and when Ryan thought they could be a big change happening in his football career, he reached out to Manning for his guidance. Ironically enough, Ryan is now quarterbacking the team that Manning transformed. "He's one of the best players in the history of our game and I'm certainly lucky that I've had a relationship that's been strong enough that he would help me in certain situations," Ryan said. Reggie Wayne, who played with Manning and is currently is the team's receivers coach, said that Manning and Ryan are pretty similar in their approach. "It makes me want to throw up how much he reminds me of Peyton," Wayne said.



### NFL HIGHLIGHTS

- Has started 234 career regular season games in 15 seasons with the Colts (2022) and Falcons (2008-21) and has completed 5,551-of-8,464 passes for 62,792 yards with 381 touchdowns and 183 interceptions for a 93.6 passer rating. He also has compiled 1,539 rushing yards, 13 rushing touchdowns and one receiving touchdown.
- In NFL history, Ryan ranks in the top-10 in numerous passing categories, including attempts (fifth), completions (fifth), passing yards (eighth) and touchdowns (ninth). He is fourth in 300-yard passing games (76). Ryan is tied for fifth in 4,000-yard passing seasons (10) and is one of only two players to reach that mark in 10 consecutive seasons in NFL history. Through a player's first 14 seasons in the league, he ranks in the top-five in attempts (first), completions (first), passing yards (first) and passing touchdowns (fifth). Ryan owns 21 franchise records for Atlanta.
- Ryan has started 10 postseason contests, including Super Bowl LI, and has completed 237-of-351 passes for 2,672 yards with 20 touchdowns and seven interceptions for a 100.8 passer rating. He has also recorded 43 rushing yards and one touchdown.
- Has started 12 games in 2022 and has completed 309-of-461 passes for 3,057 yards with 15 touchdowns and 13 interception for a 83.9 passer rating. He also has added 27 rushes for 70 yards. In Week 1 against Houston, he eclipsed 60,000 career passing yards and became just the eighth player in NFL history to reach that plateau.

### MATTY ICE AND THE ICE CUBES

Most people think Ryan earned the Matty Ice nickname in the NFL because of all his fourth-quarter comebacks and being cool under pressure. However, the nickname dates all the way back to 2000, when Ryan was a sophomore in high school. His high school friends and teammates starting calling him it because of his confidence on the field and how he earned the respect of the upperclassmen. He didn't know then that the nickname would continue to his kids. After Ryan and his wife had twins in 2018, the nickname got transferred to them. Marshall and Johnny are known as the Ice Cubes.



### NFL HIGHLIGHTS CONT...

Ryan (223 games) is the second-fastest player ever to accomplish the feat, trailing only Drew Brees (215 games). In Week 2 at Jacksonville, he passed Philip Rivers (5,277) for the sixth-most completions in NFL history. In Week 3 vs. Kansas City, he passed Matthew Stafford (42) and tied Brett Favre (43) for the sixth-most game-winning drives in NFL history. In Week 5 at Denver, Ryan passed Brett Favre (43) for the sixth-most game-winning drives in NFL history. In Week 6 vs. Jacksonville, he completed 42-of-58 passes for 389 yards and three touchdowns for a 107.6 passer rating. He passed Dan Marino (61,361) for the seventh-most passing yards in NFL history. He set a Colts all-time record and tallied a single-game career-high 42 pass completions. His 389 passing yards were the most by him in a single game since Week 1 of 2020 vs. Seattle (450). In Week 7 at Tennessee, he completed 33-of-44 passes for 243 yards and one touchdown with two interceptions. He passed Ben Roethlisberger (5,440) for the fifth-most completions in NFL history. In Week 10 at Las Vegas, he completed 21-of-28 passes for 222 yards and one touchdown for a 109.5 passer rating. He also added four carries for a single-game career-high 38 yards and one touchdown. He recorded a career-long 39-yard rush and led a game-winning drive for the 46th time in his career. In Week 11 vs. Philadelphia, completed 23-of-32 passes for 213 yards. He passed Dan Marino (8,358) for the sixth-most attempts in NFL history. In Week 12 vs. Pittsburgh, he completed 22-of-34 passes for 199 yards and one touchdown with one interception. He also added four carries for 22 yards. He became only the fifth player in NFL history to reach 5,500 career completions. In Week 15 at Minnesota, he completed 19-of-33 passes for 182 yards and one touchdown. He eclipsed 3,000 passing yards and became the eighth quarterback in NFL history with 3,000-plus passing



@M\_Ryan02



@ryan\_matt02



## NFL HIGHLIGHTS CONT...

yards in 13 straight seasons. Ryan reached 13 consecutive seasons with at least 300 completions and became only the fifth quarterback in NFL history to accomplish that feat. He passed Ben Roethlisberger (8,443) for the fifth-most attempts in NFL history.

- In 2021, he started all 17 games and completed 375-of-560 passes for 3,968 yards with 20 touchdowns and 12 interceptions for a 90.4 passer rating. He also ran for 82 yards and one touchdown. Ryan finished ninth in the league in completions.
- Started all 16 games in 2020 games and completed 407-of-626 passes for 4,581 yards with 26 touchdowns and 11 interceptions. Contributed 92 rushing yards on 29 carries with two touchdowns. He eclipsed 4,000 passing yards in each of the 10 seasons from 2011-2020 and joined Drew Brees as the only players to hit that mark in 10 consecutive seasons in NFL history. Selected as the NFC Offensive Player of the Week in Week 6 after he led Atlanta to a win and completed 30-of-40 passes for 371 yards and four touchdowns.
- In 2019, he started all 15 games he appeared in and completed 408-of-616 passes for 4,466 yards with 26 touchdowns and 14 interceptions. On the ground, he added 34 carries for a single-season career-high 147 yards and one touchdown. Set the single-season franchise record for most 300-yard passing games (11). Reached 50,000 career passing yards in 186 career games and became the 10th quarterback in NFL history to eclipse that mark and the second-fastest quarterback to reach it (Drew Brees, 183 games).
- Started all 16 games in 2018 and completed 422-of-608 passes for 4,924 yards with 35 touchdowns and seven interceptions. Added 125 rushing yards and three touchdowns on 33 carries.
- In 2017, he started all 16 games and completed 342-of-529 passes for 4,095 yards with 20 touchdowns and 12 interceptions. Also contributed 32 rushes for 143 yards. Started two postseason contests and completed 43-of-66 passes for 428 yards and two touchdowns.
- Started all 16 games in 2016 and completed 373-of-534 passes and set single-season franchise records in passing yards (4,944) and touchdowns (38) with seven interceptions for a single-season career-high 117.1 passer rating. Contributed 35 carries for 117 yards on the ground. He set the single-season franchise record for completion percentage (69.9 percent). Started three postseason contests and completed 70-of-98 passes for 1,014 yards and nine touchdowns for a 135.3 passer rating. Ryan was named Associated Press MVP, Offensive Player of the Year, AP First Team All-Pro and to the Pro Bowl. Also selected as the Bert Bell Trophy Award winner and named the Falcons Walter Payton Man of the Year nominee. Selected the NFC Offensive Player of the Month in September after he completed 73-of-103 passes for 970 yards with seven touchdowns and only one interception for a 119.0 passer rating. He was selected as NFC Offensive Player of the Week following Week 9 and Week 17 victories. Ryan set the NFL record

## NFL HIGHLIGHTS CONT...

- for most touchdown passes to different receivers (13).
- In 2015, he started all 16 games and completed 407-of-614 passes for 4,591 yards with 21 touchdowns and 16 interceptions. Added 36 carries for 63 yards.
- Named to the Pro Bowl after he started all 16 games in 2014 and completed 415-of-628 passes for 4,694 yards with 28 touchdowns and 31 interceptions. Tallied 145 rushing yards on 29 carries. Selected as the NFC Offensive Player of the Week twice (Week 1 and Week 3).
- In 2013, he started all 16 games and completed 439-of-651 passes for 4,515 yards with 26 touchdowns and 17 interceptions. He set the single-season franchise record for completions and pass attempts. Selected as NFC Offensive Player of the Week in Week 7 after he led the team to a win and completed 20-of-26 passes for 273 yards and three touchdowns for a 148.4 passer rating.
- Named to the Pro Bowl in 2012 after he started all 16 games and completed 422-of-615 passes for 4,719 yards with 32 touchdowns and 14 interceptions. Also added 141 yards on 34 carries with one touchdown. Started two postseason contests and completed 54-of-77 passes for 646 yards and six touchdowns with three interceptions. Named NFC Offensive Player of the Month in September after he led Atlanta to a 4-0 record and completed 102-of-147 passes for 1,162 yards and 11 touchdowns with two interceptions for a 112.1 passer rating. Also was selected as the NFC Offensive Player of the Week in Week 16 after he completed 25-of-32 passes for 279 yards and four touchdowns for a 142.6 passer rating.
- In 2011, he started all 16 games and completed 347-of-566 passes for 4,177 yards with 29 touchdowns and 12 interceptions. On the ground, he contributed 37 carries for 84 yards and two touchdowns. Also started one postseason contest and completed 24-of-41 passes for 199 yards. Named NFC Offensive Player of the Week in Week 14 after he completed 22-of-38 passes for 320 yards and four touchdowns.
- Started all 16 games in 2010 and completed 357-of-571 passes for 3,705 yards with 28 touchdowns and nine interceptions. Added 122 yards on 46 carries. Started one postseason contest and completed 20-of-29 passes for 186 yards and one touchdown with two interceptions. Ryan was named to his first career Pro Bowl. Also selected as NFC Offensive Player of the Month in November after he led Atlanta to a 4-0 record and completed 106-of-153 passes for 1,001 yards and seven touchdowns with zero interceptions.
- In 2009, he started all 14 games he appeared in and completed 263-of-451 passes for 2,916 yards and 22 touchdowns with 14 interceptions. On the ground, he contributed 30 carries for 49 yards.
- Started all 16 games in 2008 as a rookie and completed 265-of-434 passes for 3,440 yards with 16 touchdowns and 11 interceptions. At the time, he became only the second rookie in NFL history to eclipse 3,000 passing yards (Peyton Manning). Also added 55 rushes for 104





## COLLEGE HIGHLIGHTS

- Appeared in 40 games (32 starts) at Boston College (2003-07) and completed 807-of-1,347 passes for 9,313 yards and 56 touchdowns with 37 interceptions. He finished his collegiate career ranking first in completions and attempts in school history, while ranking third in passing yards.
- He set the school record of 400-yard passing games (five).
- As a redshirt senior, he was named the ACC Player of the Year after he started all 14 games and completed 388-of-654 passes for 4,507 yards with 31 touchdowns and 19 interceptions. His 31 touchdown passes set the single-season Boston College record. He became one of three quarterbacks (Philip Rivers and Ben Bennett) in ACC history to complete 300 passes in a single season.
- In 2006, he earned First Team All-ACC honors after he started all 12 games and completed 263-of-427 passes for 2,942 yards with 15 touchdowns and 10 interceptions.
- As a redshirt sophomore, he appeared in 10 games (five starts) and completed 121-of-195 passes for 1,514 yards and eight touchdowns with five interceptions.
- In 2004, he saw action in four games (one start) and completed 35-of-71 passes for 350 yards with two touchdowns and three interceptions.
- Redshirted the 2003 season.

## PERSONAL

- Attended William Penn Charter School in Philadelphia.
- As a senior, he earned first team all-city honors after he tallied 1,300 passing yards and 15 touchdowns with just two interceptions.
- Also served as a team captain on the basketball and baseball teams.
- Hosted an annual celebrity golf outing to benefit Children's Healthcare of Atlanta.
- Also holds an annual football camp that teaches area youth football fundamentals.
- Purchased season tickets and t-shirts for the Metro Atlanta Boys & Girls Club.
- Donated \$500,000 to a GoFundMe fundraiser he created that aimed at advancing lives in the black community of Atlanta.
- His uncle, John Loughery, played quarterback at Boston College for four seasons (1979-1982).
- His cousin, Mike McGlinchey, plays tackle for the San Francisco 49ers.
- Ryan's No. 12 jersey is retired at Boston College.
- Nickname is Matty Ice.
- Married to his wife, Sarah, and they have twin boys, Marshall and Johnny.
- Sarah played basketball at Boston College.
- A native of Exton, Pa.

## ADDITIONAL TRANSACTIONS

- Selected by Atlanta in the first round (third overall) of the 2008 NFL Draft.



2

# MATT RYAN

QUARTERBACK



## MATT RYAN'S - NFL REGULAR SEASON STATISTICS

DATE	TEAM	GP	GS	ATT.	CMP.	PCT.	YDS	AVG.	TD	INT.	LG	SK	LST	RATE
2008	Falcons	16	16	434	265	61.1	3,440	7.9	16	11	70t	17	104	87.7
2009	Falcons	14	14	451	263	58.3	2,916	6.5	22	14	90t	19	92	80.9
2010	Falcons	16	16	571	357	62.5	3,705	6.5	28	9	46	23	158	91.0
2011	Falcons	16	16	566	347	61.3	4,177	7.4	29	12	80t	26	173	92.2
2012	Falcons	16	16	615	422	68.6	4,719	7.7	32	14	80t	28	210	99.1
2013	Falcons	16	16	651	439	67.4	4,515	6.9	26	17	81t	44	298	89.6
2014	Falcons	16	16	628	415	66.1	4,694	7.5	28	14	79	31	205	93.9
2015	Falcons	16	16	614	407	66.3	4,591	7.5	21	16	70t	30	206	89.0
2016	Falcons	16	16	534	373	69.9	4,944	9.3	38	7	76t	37	235	117.1
2017	Falcons	16	16	529	342	64.7	4,095	7.7	20	12	88t	24	156	91.4
2018	Falcons	16	16	608	422	69.4	4,924	8.1	35	7	75t	42	296	108.1
2019	Falcons	15	15	616	408	66.2	4,466	7.3	26	14	93t	48	316	92.1
2020	Falcons	16	16	626	407	65.0	4,581	7.3	26	11	63	41	257	93.3
2021	Falcons	17	17	560	375	67.0	3,968	7.1	20	12	64	40	274	90.4
2022	Colts	12	12	461	309	67.0	3,057	6.6	14	13	45	38	287	83.9
<b>TOTALS</b>		<b>234</b>	<b>234</b>	<b>8,464</b>	<b>5,551</b>	<b>65.6</b>	<b>62,792</b>	<b>7.4</b>	<b>381</b>	<b>183</b>	<b>93T</b>	<b>488</b>	<b>3,267</b>	<b>93.6</b>

## MATT RYAN'S - NFL POSTSEASON STATISTICS

DATE	TEAM	GP	GS	ATT.	CMP.	PCT.	YDS	AVG.	TD	INT.	LG	SK	LST	RATE
2008	Falcons	1	1	40	26	65.0	199	5.0	2	2	28	3	9	72.8
2010	Falcons	1	1	29	20	69.0	186	6.4	1	2	22	5	37	69.0
2011	Falcons	1	1	41	24	58.5	199	4.9	0	0	21	2	16	71.1
2012	Falcons	2	2	77	54	70.1	646	8.4	6	3	47t	1	0	105.2
2016	Falcons	3	3	98	70	71.4	1,014	10.3	9	0	73t	8	59	135.3
2017	Falcons	2	2	66	43	65.2	428	6.5	2	0	52	6	35	93.5
<b>TOTALS</b>		<b>10</b>	<b>10</b>	<b>351</b>	<b>237</b>	<b>67.5</b>	<b>2,672</b>	<b>7.6</b>	<b>20</b>	<b>7</b>	<b>73T</b>	<b>25</b>	<b>156</b>	<b>100.8</b>

## MATT RYAN'S - NFL REGULAR SEASON STATISTICS

DATE	TEAM	NO.	YDS.	AVG.	LG	TD
2008	Falcons	55	104	1.9	17	1
2009	Falcons	30	49	1.6	7	1
2010	Falcons	46	122	2.7	20	0
2011	Falcons	37	84	2.3	12	2
2012	Falcons	34	141	4.1	16	1
2013	Falcons	17	55	3.2	17	0
2014	Falcons	29	145	5.0	15	0
2015	Falcons	36	63	1.8	18	0
2016	Falcons	35	117	3.3	18	0
2017	Falcons	32	143	4.5	16	0
2018	Falcons	33	125	3.8	15	3
2019	Falcons	34	147	4.3	12	1
2020	Falcons	29	92	3.2	16	2
2021	Falcons	40	82	2.1	17	1
2022	Colts	27	70	2.6	39	1
<b>TOTALS</b>		<b>514</b>	<b>1,539</b>	<b>3.0</b>	<b>39</b>	<b>13</b>

## MATT RYAN'S - NFL POSTSEASON STATISTICS

DATE	TEAM	NO.	YDS.	AVG.	LG	TD
2008	Falcons	4	6	1.5	2	0
2010	Falcons	1	0	0.0	0	0
2011	Falcons	3	3	1.0	3	0
2012	Falcons	3	9	3.0	6	0
2016	Falcons	6	20	3.3	14t	1
2017	Falcons	6	5	0.8	4	0
<b>TOTALS</b>		<b>23</b>	<b>43</b>	<b>1.9</b>	<b>14T</b>	<b>1</b>



@M\_Ryan02



@ryan\_matt02



## MATT RYAN'S - NFL REGULAR SEASON STATISTICS

DATE	TEAM	GP	GS	PASSING											RUSHING				
				ATT.	CMP.	PCT.	YDS	AVG.	TD	INT.	LG	SK	LST	RATE	NO.	YDS.	AVG.	LG	TD
2008	Falcons	16	16	434	265	61.1	3,440	7.9	16	11	70t	17	104	87.7	55	104	1.9	17	1
2009	Falcons	14	14	451	263	58.3	2,916	6.5	22	14	90t	19	92	80.9	30	49	1.6	7	1
2010	Falcons	16	16	571	357	62.5	3,705	6.5	28	9	46	23	158	91.0	46	122	2.7	20	0
2011	Falcons	16	16	566	347	61.3	4,177	7.4	29	12	80t	26	173	92.2	37	84	2.3	12	2
2012	Falcons	16	16	615	422	68.6	4,719	7.7	32	14	80t	28	210	99.1	34	141	4.1	16	1
2013	Falcons	16	16	651	439	67.4	4,515	6.9	26	17	81t	44	298	89.6	17	55	3.2	17	0
2014	Falcons	16	16	628	415	66.1	4,694	7.5	28	14	79	31	205	93.9	29	145	5.0	15	0
2015	Falcons	16	16	614	407	66.3	4,591	7.5	21	16	70t	30	206	89.0	36	63	1.8	18	0
2016	Falcons	16	16	534	373	69.9	4,944	9.3	38	7	76t	37	235	117.1	35	117	3.3	18	0
2017	Falcons	16	16	529	342	64.7	4,095	7.7	20	12	88t	24	156	91.4	32	143	4.5	16	0
2018	Falcons	16	16	608	422	69.4	4,924	8.1	35	7	75t	42	296	108.1	33	125	3.8	15	3
2019	Falcons	15	15	616	408	66.2	4,466	7.3	26	14	93t	48	316	92.1	34	147	4.3	12	1
2020	Falcons	16	16	626	407	65.0	4,581	7.3	26	11	63	41	257	93.3	29	92	3.2	16	2
2021	Falcons	17	17	560	375	67.0	3,968	7.1	20	12	64	40	274	90.4	40	82	2.1	17	1
2022	Colts	12	12	461	309	67.0	3,057	6.6	14	13	45	38	287	83.9	27	70	2.6	39	1
<b>TOTALS</b>		<b>234</b>	<b>234</b>	<b>8,464</b>	<b>5,551</b>	<b>65.6</b>	<b>62,792</b>	<b>7.4</b>	<b>381</b>	<b>183</b>	<b>93T</b>	<b>488</b>	<b>3,267</b>	<b>93.6</b>	<b>514</b>	<b>1,539</b>	<b>3.0</b>	<b>39</b>	<b>13</b>

## MATT RYAN'S - NFL POSTSEASON STATISTICS

DATE	TEAM	GP	GS	PASSING											RUSHING				
				ATT.	CMP.	PCT.	YDS	AVG.	TD	INT.	LG	SK	LST	RATE	NO.	YDS.	AVG.	LG	TD
2008	Falcons	1	1	40	26	65.0	199	5.0	2	2	28	3	9	72.8	4	6	1.5	2	0
2010	Falcons	1	1	29	20	69.0	186	6.4	1	2	22	5	37	69.0	1	0	0.0	0	0
2011	Falcons	1	1	41	24	58.5	199	4.9	0	0	21	2	16	71.1	3	3	1.0	3	0
2012	Falcons	2	2	77	54	70.1	646	8.4	6	3	47t	1	0	105.2	3	9	3.0	6	0
2016	Falcons	3	3	98	70	71.4	1,014	10.3	9	0	73t	8	59	135.3	6	20	3.3	14t	1
2017	Falcons	2	2	66	43	65.2	428	6.5	2	0	52	6	35	93.5	6	5	0.8	4	0
<b>TOTALS</b>		<b>10</b>	<b>10</b>	<b>351</b>	<b>237</b>	<b>67.5</b>	<b>2,672</b>	<b>7.6</b>	<b>20</b>	<b>7</b>	<b>73T</b>	<b>25</b>	<b>156</b>	<b>100.8</b>	<b>23</b>	<b>43</b>	<b>1.9</b>	<b>14T</b>	<b>1</b>

### SINGLE-GAME HIGHS: QUARTERBACK

<b>Pass Attempts</b>	61 at Arizona Cardinals, Oct 27, 2013 58 vs. Jacksonville Jaguars, Oct 16, 2022 54 vs. Seattle Seahawks, Sep 13, 2020 ...1 more at 54.	<b>Passer Rating</b>	155.9 vs. Tampa Bay Buccaneers, Sep 18, 2014 148.4 vs. Tampa Bay Buccaneers, Oct 20, 2013 148.1 vs. New Orleans Saints, Sep 23, 2018
<b>Pass Completions</b>	42 vs. Jacksonville Jaguars, Oct 16, 2022 38 at Cleveland Browns, Nov 11, 2018 37 vs. Seattle Seahawks, Sep 13, 2020 ...2 more at 37.	<b>Rush Attempts</b>	6 at Carolina Panthers, Oct 29, 2020 ...9 more at 6.
<b>Yards Passing</b>	503 vs. Carolina Panthers, Oct 02, 2016 450 vs. Seattle Seahawks, Sep 13, 2020 448 vs. New Orleans Saints, Sep 07, 2014	<b>Rushing Yards</b>	38 at Las Vegas Raiders, Nov 13, 2022 37 at New England Patriots, Oct 22, 2017 29 at Tampa Bay Buccaneers, Dec 18, 2017
<b>TD Passes</b>	5 vs. New Orleans Saints, Sep 23, 2018 4 vs. Washington Football Team, Oct 03, 2021 ...11 more at 4.	<b>Longest Runs</b>	39 at Las Vegas Raiders, Nov 13, 2022 20 vs. New Orleans Saints, Dec 27, 2010 18 at New Orleans Saints, Sep 26, 2016 ...1 more at 18.
<b>Long Passes</b>	93t vs. Carolina Panthers, Dec 08, 2019 90t at San Francisco 49ers, Oct 11, 2009 88t at Chicago Bears, Sep 10, 2017	<b>Rushing TDs</b>	2 vs. Carolina Panthers, Sep 16, 2018 1 at New Orleans Saints, Nov 07, 2021 ...9 more at 1.
<b>Completion Percentage</b>	87.5 vs. Tampa Bay Buccaneers, Sep 18, 2014 85.7 vs. Green Bay Packers, Nov 28, 2010 85.3 at Indianapolis Colts, Sep 22, 2019		



@M\_Ryan02



@ryan\_matt02



## SINGLE-GAME HIGHS - POSTSEASON: QUARTERBACK

<b>Pass Attempts</b>	42 vs. San Francisco 49ers, Jan 20, 2013 41 at New York Giants, Jan 08, 2012 40 at Arizona Cardinals, Jan 03, 2009	<b>Passer Rating</b>	144.1 vs. New England Patriots, Feb 05, 2017 139.4 vs. Green Bay Packers, Jan 22, 2017 125.7 vs. Seattle Seahawks, Jan 14, 2017
<b>Pass Completions</b>	30 vs. San Francisco 49ers, Jan 20, 2013 27 vs. Green Bay Packers, Jan 22, 2017 26 vs. Seattle Seahawks, Jan 14, 2017 ...1 more at 26.	<b>Rush Attempts</b>	6 at Los Angeles Rams, Jan 06, 2018 4 at Arizona Cardinals, Jan 03, 2009 3 vs. Green Bay Packers, Jan 22, 2017 ...2 more at 3.
<b>Yards Passing</b>	396 vs. San Francisco 49ers, Jan 20, 2013 392 vs. Green Bay Packers, Jan 22, 2017 338 vs. Seattle Seahawks, Jan 14, 2017	<b>Rushing Yards</b>	23 vs. Green Bay Packers, Jan 22, 2017 6 vs. Seattle Seahawks, Jan 13, 2013 ...1 more at 6.
<b>TD Passes</b>	4 vs. Green Bay Packers, Jan 22, 2017 3 vs. Seattle Seahawks, Jan 14, 2017 ...2 more at 3.	<b>Longest Runs</b>	14t vs. Green Bay Packers, Jan 22, 2017 9 vs. Green Bay Packers, Jan 22, 2017 6 vs. Seattle Seahawks, Jan 13, 2013
<b>Long Passes</b>	73t vs. Green Bay Packers, Jan 22, 2017 53 vs. Seattle Seahawks, Jan 14, 2017 52 at Los Angeles Rams, Jan 06, 2018	<b>Rushing TDs</b>	1 vs. Green Bay Packers, Jan 22, 2017
<b>Completion Percentage</b>	73.9 vs. New England Patriots, Feb 05, 2017 71.4 vs. San Francisco 49ers, Jan 20, 2013 71.1 vs. Green Bay Packers, Jan 22, 2017		



2

# MATT RYAN

QUARTERBACK



## 300-YARD PASSING GAMES (76): REGULAR SEASON

DATE	TEAM	NO.	YDS.	AVG.	LG	TD
10/12/08	BEARS	22	301	13.7	47	1
12/07/08	at Saints	24	315	13.1	59	1
10/11/09	at 49ers	22	329	15.0	90t	2
11/11/10	RAVENS	32	316	9.9	33t	3
09/11/11	at Bears	31	319	10.3	32	0
09/25/11	at Buccaneers	26	330	12.7	49	1
11/13/11	SAINTS	29	351	12.1	46	2
11/20/11	TITANS	22	316	14.4	43	1
12/11/11	at Panthers	22	320	14.5	75t	4
12/26/11	at Saints	34	373	11.0	40	1
09/30/12	PANTHERS	25	369	14.8	60t	3
10/07/12	at Commanders	34	345	10.1	29	2
11/04/12	COWBOYS	24	342	14.3	48	0
11/11/12	at Saints	34	411	12.1	52	3
11/18/12	CARDINALS	28	301	10.8	37	0
11/25/12	at Buccaneers	26	353	13.6	80t	1
12/09/12	at Panthers	34	342	10.1	21	2
09/08/13	at Saints	25	304	12.2	50	2
09/15/13	RAMS	33	374	11.3	81t	2
09/29/13	PATRIOTS	34	421	12.4	49	2
10/07/13	JETS	36	319	8.9	46	2
10/27/13	at Cardinals	34	301	8.9	25	1
12/01/13	at Bills	28	311	11.1	29	1
12/23/13	at 49ers	37	348	9.4	59	2
09/07/14	SAINTS	31	448	14.5	54t	3
10/05/14	at Giants	29	316	10.9	74t	1
11/30/14	CARDINALS	30	361	12.0	41	2
12/08/14	at Packers	24	375	15.6	79	4
12/14/14	STEELERS	26	310	11.9	46	2
12/21/14	at Saints	30	322	10.7	36	1
09/20/15	at Giants	30	363	12.1	41	1
11/01/15	BUCCANEERS	37	397	10.7	35	2
11/08/15	at 49ers	30	303	10.1	54	1
12/27/15	PANTHERS	23	306	13.3	70t	1
01/03/16	SAINTS	24	334	13.9	42t	2
09/11/16	BUCCANEERS	27	334	12.4	59	2
09/18/16	at Raiders	26	396	15.2	48	3
10/02/16	PANTHERS	28	503	18.0	75t	4
10/16/16	at Seahawks	27	335	12.4	46t	3
11/03/16	at Buccaneers	25	344	13.8	32t	4
01/01/17	SAINTS	27	331	12.3	35	4
09/10/17	at Bears	21	321	15.3	88t	1
11/05/17	at Panthers	24	313	13.0	40	2
11/26/17	BUCCANEERS	26	317	12.2	44	1
12/31/17	PANTHERS	28	317	11.3	27	1
09/23/18	SAINTS	26	374	14.4	75t	5
09/30/18	BENGALS	29	419	14.4	49	3
10/14/18	BUCCANEERS	31	355	11.5	35t	3
10/22/18	GIANTS	31	379	12.2	47t	1
11/04/18	at Commanders	26	350	13.5	40t	4
11/11/18	at Browns	38	330	8.7	31	2
11/22/18	at Saints	35	377	10.8	50	2
12/30/18	at Buccaneers	31	378	12.2	37	2
09/08/19	at Vikings	33	304	9.2	23	2
09/15/19	EAGLES	27	320	11.9	54t	3
09/22/19	at Colts	29	304	10.5	34	3
09/29/19	TITANS	35	397	11.3	28	0
10/06/19	at Texans	32	330	10.3	29t	3
10/13/19	at Cardinals	30	356	11.9	30	4
11/17/19	at Panthers	21	311	14.8	48	1
11/28/19	SAINTS	35	312	8.9	23	2
12/08/19	PANTHERS	20	313	15.7	93t	2
12/22/19	JAGUARS	32	384	12.0	32	1
12/29/19	at Buccaneers	30	313	10.4	35t	1



@M\_Ryan02



@ryan\_matt02



2

# MATT RYAN

QUARTERBACK



09/13/20	SEAHAWKS	37	450	12.2	44	2
10/18/20	at Vikings	30	371	12.4	40t	4
10/25/20	LIONS	31	338	10.9	28	1
12/20/20	BUCCANEERS	34	356	10.5	33	3
12/27/20	at Chiefs	27	300	11.1	54	2
09/19/21	at Buccaneers	35	300	8.6	24	2
10/10/21	JETS	33	342	10.4	39	2
10/24/21	at Dolphins	25	336	13.4	49t	2
11/07/21	at Saints	23	343	14.9	64	2
09/11/22	at Texans	32	352	11.0	28	1
10/02/22	TITANS	27	356	13.2	44	2
10/16/22	JAGUARS	42	389	9.3	32t	3

### 300-YARD PASSING GAMES (3): POSTSEASON

DATE	TEAM	NO.	YDS.	AVG.	LG	TD
01/20/13	49ERS	30	396	13.2	46t	3
01/14/17	SEAHAWKS	26	338	13.0	53	3
01/22/17	PACKERS	27	392	14.5	73t	4

### 2008 GAME-BY-GAME REGULAR-SEASON STATISTICS (FALCONS)

DATE	OPPONENT	P/S	PASSING											RUSHING					W/L	SCORE
			ATT	CMP	YDS	PCT	Y/A	Y/C	TD	INT	LG	SK/YD	RATE	ATT	YDS	LG	TD			
09/07	Lions	S	13	9	161	69.2	12.4	17.9	1	0	62t	1/5	137.0	5	-2	2	0	W	34-21	
09/14	at Buccaneers	S	33	13	158	39.4	4.8	12.2	0	2	23	4/29	29.6	6	10	7	0	L	9-24	
09/21	Chiefs	S	18	12	192	66.7	10.7	16.0	1	0	70t	0/0	120.6	1	15	15	0	W	38-14	
09/28	at Panthers	S	41	21	158	51.2	3.9	7.5	0	0	23	2/8	60.8	2	11	6	0	L	9-24	
10/05	at Packers	S	26	16	194	61.5	7.5	12.1	2	1	37	0/0	94.1	4	16	17	0	W	27-24	
10/12	Bears	S	30	22	301	73.3	10.0	13.7	1	0	47	0/0	116.1	1	1	1	0	W	22-20	
10/26	at Eagles	S	44	23	277	52.3	6.3	12.0	2	2	55t	2/19	68.1	1	4	4	0	L	14-27	
11/02	at Raiders	S	22	17	220	77.3	10.0	12.9	2	0	37t	3/19	138.4	4	1	3	0	W	24-0	
11/09	Saints	S	23	16	248	69.6	10.8	15.5	2	0	67t	0/0	134.0	2	-2	-1	0	W	34-20	
11/16	Broncos	S	33	20	250	60.6	7.6	12.5	0	1	37	0/0	71.5	5	18	9	0	L	20-24	
11/23	Panthers	S	27	17	259	63.0	9.6	15.2	0	0	69	1/0	94.5	3	2	2	0	W	45-28	
11/30	at Chargers	S	23	17	207	73.9	9.0	12.2	2	0	38	0/0	130.2	4	-3	1	0	W	22-16	
12/07	at Saints	S	33	24	315	72.7	9.5	13.1	1	1	59	0/0	99.9	4	13	12t	1	L	25-29	
12/14	Buccaneers	S	23	15	206	65.2	9.0	13.7	0	2	30	1/8	57.5	6	19	9	0	W	13-10+	
12/21	at Vikings	S	24	13	134	54.2	5.6	10.3	1	0	22	2/10	84.4	3	2	4	0	W	24-17	
12/28	Rams	S	21	10	160	47.6	7.6	16.0	1	2	41	1/6	49.8	4	-1	1	0	W	31-27	
<b>2008 TOTALS</b>	<b>16-16</b>		<b>434</b>	<b>265</b>	<b>3,440</b>	<b>61.1</b>	<b>7.9</b>	<b>13.0</b>	<b>16</b>	<b>11</b>	<b>70T</b>	<b>17/104</b>	<b>87.7</b>	<b>55</b>	<b>104</b>	<b>17</b>	<b>1</b>	<b>11-5</b>		

+ - Overtime

### 2009 GAME-BY-GAME REGULAR-SEASON STATISTICS (FALCONS)

DATE	OPPONENT	P/S	PASSING											RUSHING					W/L	SCORE
			ATT	CMP	YDS	PCT	Y/A	Y/C	TD	INT	LG	SK/YD	RATE	ATT	YDS	LG	TD			
09/13	Dolphins	S	36	22	229	61.1	6.4	10.4	2	0	22	2/16	98.0	3	-4	-1	0	W	19-7	
09/20	Panthers	S	27	21	220	77.8	8.1	10.5	3	1	27	0/0	122.2	2	3	2	0	W	28-20	
09/27	at Patriots	S	28	17	199	60.7	7.1	11.7	0	0	26	0/0	82.3	1	-1	-1	0	L	10-26	
10/11	at 49ers	S	32	22	329	68.8	10.3	15.0	2	1	90t	0/0	110.0	2	3	2	1	W	45-10	
10/18	Bears	S	33	19	185	57.6	5.6	9.7	2	2	40t	0/0	68.4	3	8	7	0	W	21-14	
10/25	at Cowboys	S	35	19	198	54.3	5.7	10.4	2	2	30t	4/24	66.1	1	6	6	0	L	21-37	
11/02	at Saints	S	42	19	289	45.2	6.9	15.2	1	3	68t	3/8	46.6	3	9	5	0	L	27-35	
11/08	Redskins	S	24	17	135	70.8	5.6	7.9	1	1	14	3/10	81.1	5	6	5	0	W	31-17	
11/15	at Panthers	S	41	22	224	53.7	5.5	10.2	1	2	34	0/0	57.4	2	4	4	0	L	19-28	
11/22	at Giants	S	46	26	268	56.5	5.8	10.3	2	0	28	2/6	88.0	5	14	6	0	L	31-34+	
11/29	Buccaneers	S	3	2	15	66.7	5.0	7.5	0	0	9	1/3	78.5	0	0	0	0	W	20-17	
12/06	Eagles																	L	7-34	
12/13	Saints																	L	23-26	
12/20	at Jets	S	34	16	152	47.1	4.5	9.5	1	0	38	0/0	69.7	2	-2	-1	0	W	10-7	
12/27	Bills	S	35	18	250	51.4	7.1	13.9	3	0	42t	3/16	103.3	0	0	0	0	W	31-3	
01/03	at Buccaneers	S	35	23	223	65.7	6.4	9.7	2	2	32	1/9	78.6	1	3	3	0	W	20-10	
<b>2009 TOTALS</b>	<b>14-14</b>		<b>451</b>	<b>263</b>	<b>2,916</b>	<b>58.3</b>	<b>6.5</b>	<b>11.1</b>	<b>22</b>	<b>14</b>	<b>90T</b>	<b>19/92</b>	<b>80.9</b>	<b>30</b>	<b>49</b>	<b>7</b>	<b>1</b>	<b>9-7</b>		

+ - Overtime



@M\_Ryan02



@ryan\_matt02



## 2010 GAME-BY-GAME REGULAR-SEASON STATISTICS (FALCONS)

DATE	OPPONENT	P/S	PASSING													RUSHING				W/L	SCORE
			ATT	CMP	YDS	PCT	Y/A	Y/C	TD	INT	LG	SK/YD	RATE	ATT	YDS	LG	TD				
09/12	at Steelers	S	44	27	252	61.4	5.7	9.3	0	1	23	2/15	67.6	2	4	2	0	L	9-15+		
09/19	Cardinals	S	32	21	225	65.6	7.0	10.7	3	0	24	1/2	117.3	6	6	9	0	W	41-7		
09/26	at Saints	S	30	19	228	63.3	7.6	12.0	2	0	34	2/13	108.8	6	26	13	0	W	27-24+		
10/03	49ers	S	43	26	273	60.5	6.3	10.5	1	2	34	3/14	67.3	4	15	9	0	W	16-14		
10/10	at Browns	S	28	16	187	57.1	6.7	11.7	1	0	45t	2/14	89.4	5	5	7	0	W	20-10		
10/17	at Eagles	S	42	23	250	54.8	6.0	10.9	2	1	42	3/22	78.5	1	3	3	0	L	17-31		
10/24	Bengals	S	33	24	299	72.7	9.1	12.5	3	1	46	0/0	118.1	1	5	5	0	W	39-32		
11/07	Buccaneers	S	36	24	235	66.7	6.5	9.8	1	0	43	0/0	94.1	3	5	5	0	W	27-21		
11/11	Ravens	S	50	32	316	64.0	6.3	9.9	3	0	33t	2/14	101.8	1	5	5	0	W	26-21		
11/21	at Rams	S	39	26	253	66.7	6.5	9.7	2	0	26	0/0	101.8	1	8	8	0	W	34-17		
11/28	Packers	S	28	24	197	85.7	7.0	8.2	1	0	21	2/20	107.9	0	0	0	0	W	20-17		
12/05	at Buccaneers	S	36	18	205	50.0	5.7	11.4	2	2	25	0/0	62.8	3	-3	-1	0	W	28-24		
12/12	at Panthers	S	34	20	227	58.8	6.7	11.4	1	1	46	3/27	76.5	1	4	4	0	W	31-10		
12/19	at Seahawks	S	35	20	174	57.1	5.0	8.7	3	1	24t	1/6	87.1	6	6	4	0	W	34-18		
12/27	Saints	S	29	15	148	51.7	5.1	9.9	1	0	19	1/8	77.9	4	26	20	0	L	14-17		
01/02	Panthers	S	32	22	236	68.8	7.4	10.7	2	0	22	1/3	110.9	2	7	7	0	W	31-10		
<b>2010 TOTALS</b>	<b>16-16</b>		<b>571</b>	<b>357</b>	<b>3,705</b>	<b>62.5</b>	<b>6.5</b>	<b>10.4</b>	<b>28</b>	<b>9</b>	<b>46</b>	<b>23/158</b>	<b>91.0</b>	<b>46</b>	<b>122</b>	<b>20</b>	<b>0</b>	<b>13-3</b>			

+ - Overtime

## 2011 GAME-BY-GAME REGULAR-SEASON STATISTICS (FALCONS)

DATE	OPPONENT	P/S	PASSING													RUSHING				W/L	SCORE
			ATT	CMP	YDS	PCT	Y/A	Y/C	TD	INT	LG	SK/YD	RATE	ATT	YDS	LG	TD				
09/11	at Bears	S	47	31	319	66.0	6.8	10.3	0	1	32	5/43	76.5	0	0	0	0	L	12-30		
09/18	Eagles	S	28	17	195	60.7	7.0	11.5	4	2	32	4/15	91.5	4	6	10	0	W	35-31		
09/25	at Buccaneers	S	47	26	330	55.3	7.0	12.7	1	1	49	4/35	75.7	1	12	12	0	L	13-16		
10/02	at Seahawks	S	42	28	291	66.7	6.9	10.4	1	0	45	0/0	94.4	4	26	10	0	W	30-28		
10/09	Packers	S	32	18	167	56.3	5.2	9.3	1	2	23	1/11	55.1	3	9	9	0	L	14-25		
10/16	Panthers	S	22	14	163	63.6	7.4	11.6	1	0	34	1/4	101.1	3	7	4	1	W	31-17		
10/23	at Lions	S	34	20	218	58.8	6.4	10.9	1	2	49	3/19	63.1	3	2	2	1	W	23-16		
11/06	at Colts	S	24	14	275	58.3	11.5	19.6	3	1	80t	1/6	120.7	2	0	2	0	W	31-7		
11/13	Saints	S	52	29	351	55.8	6.8	12.1	2	1	46	1/8	81.5	1	9	9	0	L	23-26+		
11/20	Titans	S	32	22	316	68.8	9.9	14.4	1	0	43	0/0	110.9	6	3	7	0	W	23-17		
11/27	Vikings	S	34	27	262	79.4	7.7	9.7	3	0	27t	2/16	128.2	4	3	6	0	W	24-14		
12/04	at Texans	S	47	20	267	42.6	5.7	13.4	1	2	26	0/0	50.6	1	10	10	0	L	10-17		
12/11	at Panthers	S	38	22	320	57.9	8.4	14.5	4	0	75t	3/12	120.5	3	0	2	0	W	31-23		
12/15	Jaguars	S	26	19	224	73.1	8.6	11.8	3	0	29t	1/4	137.3	0	0	0	0	W	41-14		
12/26	at Saints	S	52	34	373	65.4	7.2	11.0	1	0	40	0/0	92.9	2	-3	2	0	L	16-45		
01/01	Buccaneers	S	9	6	106	66.7	11.8	17.7	2	0	48t	0/0	146.3	0	0	0	0	W	45-24		
<b>2011 TOTALS</b>	<b>16-16</b>		<b>566</b>	<b>347</b>	<b>4,177</b>	<b>61.3</b>	<b>7.4</b>	<b>12.0</b>	<b>29</b>	<b>12</b>	<b>80t</b>	<b>26/173</b>	<b>92.2</b>	<b>37</b>	<b>84</b>	<b>12</b>	<b>2</b>	<b>10-6</b>			

+ - Overtime

## 2012 GAME-BY-GAME REGULAR-SEASON STATISTICS (FALCONS)

DATE	OPPONENT	P/S	PASSING													RUSHING				W/L	SCORE
			ATT	CMP	YDS	PCT	Y/A	Y/C	TD	INT	LG	SK/YD	RATE	ATT	YDS	LG	TD				
09/09	at Chiefs	S	31	23	299	74.2	9.6	13.0	3	0	31	1/7	136.4	3	25	11	1	W	40-24		
09/17	Broncos	S	36	24	219	66.7	6.1	9.1	2	0	21	1/11	101.5	6	19	7	0	W	27-31		
09/23	at Chargers	S	40	30	275	75.0	6.9	9.2	3	1	29	2/10	107.8	1	4	4	0	W	27-3		
09/30	Panthers	S	40	25	369	62.5	9.2	14.8	3	1	60t	7/64	107.2	0	0	0	0	W	30-28		
10/07	at Redskins	S	52	34	345	65.4	6.6	10.1	2	1	29	1/7	89.0	5	7	6	0	W	24-17		
10/14	Raiders	S	37	24	249	64.9	6.7	10.4	1	3	26	1/8	59.4	1	15	15	0	W	23-20		
10/28	at Eagles	S	29	22	262	75.9	9.0	11.9	3	0	63t	2/16	137.4	3	18	10	0	W	30-17		
11/04	Cowboys	S	34	24	342	70.6	10.1	14.3	0	0	48	3/12	102.8	1	8	8	0	W	19-13		
11/11	at Saints	S	52	34	411	65.4	7.9	12.1	3	1	52	1/3	100.7	2	2	1	0	L	27-31		
11/18	Cardinals	S	46	28	301	60.9	6.5	10.8	0	5	37	1/5	40.5	3	-3	-1	0	W	23-19		
11/25	at Buccaneers	S	32	26	353	81.3	11.0	13.6	1	1	80t	1/8	110.0	1	13	13	0	W	24-23		
11/29	Saints	S	33	18	165	54.5	5.0	9.2	1	0	20	1/6	78.5	3	-2	0	0	W	23-13		
12/09	at Panthers	S	49	34	342	69.4	7.0	10.1	2	1	21	2/15	94.1	0	0	0	0	L	20-30		
12/16	Giants	S	28	23	270	82.1	9.6	11.7	3	0	40t	1/5	142.6	1	-1	-1	0	W	34-0		
12/22	at Lions	S	32	25	279	78.1	8.7	11.2	4	0	44t	1/8	146.2	2	25	16	0	W	31-18		
12/30	Buccaneers	S	44	28	238	63.6	5.4	8.5	1	0	28	2/25	85.2	2	11	6	0	L	17-22		
<b>2012 TOTALS</b>	<b>16-16</b>		<b>615</b>	<b>422</b>	<b>4,719</b>	<b>68.6</b>	<b>7.7</b>	<b>11.2</b>	<b>32</b>	<b>14</b>	<b>80t</b>	<b>28/210</b>	<b>99.1</b>	<b>34</b>	<b>141</b>	<b>16</b>	<b>1</b>	<b>13-3</b>			



@M\_Ryan02



@ryan\_matt02



## 2013 GAME-BY-GAME REGULAR-SEASON STATISTICS (FALCONS)

DATE	OPPONENT	P/S	PASSING											RUSHING				W/L	SCORE
			ATT	CMP	YDS	PCT	Y/A	Y/C	TD	INT	LG	SK/YD	RATE	ATT	YDS	LG	TD		
09/08	at Saints	S	38	25	304	65.8	8.0	12.2	2	1	50	3/25	96.8	1	12	12	0	L	17-23
09/15	Rams	S	43	33	374	76.7	8.7	11.3	2	0	81t	2/17	117.8	0	0	0	0	W	31-24
09/22	at Dolphins	S	38	23	231	60.5	6.1	10.0	2	1	34	0/0	84.4	0	0	0	0	L	23-27
09/29	Patriots	S	54	34	421	63.0	7.8	12.4	2	1	49	2/22	91.7	0	0	0	0	L	23-30
10/07	Jets	S	45	36	319	80.0	7.1	8.9	2	0	46	2/12	111.0	0	0	0	0	L	28-30
10/20	Buccaneers	S	26	20	273	76.9	10.5	13.7	3	0	54	0/0	148.4	3	-12	-4	0	W	31-23
10/27	at Cardinals	S	61	34	301	55.7	4.9	8.9	1	4	25	4/36	47.2	1	13	13	0	L	13-27
11/03	at Panthers	S	27	20	219	74.1	8.1	11.0	1	3	41	1/8	70.4	2	2	3	0	L	10-34
11/10	Seahawks	S	36	23	172	63.9	4.8	7.5	1	0	31	2/10	84.5	3	15	10	0	L	10-33
11/17	at Buccaneers	S	36	19	254	52.8	7.1	13.4	2	2	80t	3/20	70.8	0	0	0	0	L	28-41
11/21	Saints	S	39	30	292	76.9	7.5	9.7	0	0	22	5/28	97.4	2	10	6	0	L	13-17
12/01	at Bills	S	47	28	311	59.6	6.6	11.1	1	0	29	6/39	86.4	2	17	17	0	W	34-31+
12/08	at Packers	S	35	20	206	57.1	5.9	10.3	2	1	36t	1/4	81.4	0	0	0	0	L	21-22
12/15	Redskins	S	38	29	210	76.3	5.5	7.2	1	1	19	3/21	86.5	1	-1	-1	0	W	27-26
12/23	at 49ers	S	48	37	348	77.1	7.3	9.4	2	2	59	1/7	93.1	0	0	0	0	L	24-34
12/29	Panthers	S	40	28	280	70.0	7.0	10.0	2	1	39t	9/49	95.8	2	-1	0	0	L	20-21
<b>2013 TOTALS</b>	<b>16-16</b>		<b>651</b>	<b>439</b>	<b>4,515</b>	<b>67.4</b>	<b>6.9</b>	<b>10.3</b>	<b>26</b>	<b>17</b>	<b>81T</b>	<b>44/298</b>	<b>89.6</b>	<b>17</b>	<b>55</b>	<b>17</b>	<b>0</b>	<b>4-12</b>	

+ - Overtime

## 2014 GAME-BY-GAME REGULAR-SEASON STATISTICS (FALCONS)

DATE	OPPONENT	P/S	PASSING											RUSHING				W/L	SCORE
			ATT	CMP	YDS	PCT	Y/A	Y/C	TD	INT	LG	SK/YD	RATE	ATT	YDS	LG	TD		
09/07	Saints	S	43	31	448	72.1	10.4	14.5	3	0	54t	1/3	128.8	3	15	9	0	W	37-34+
09/14	at Bengals	S	44	24	231	54.5	5.3	9.6	1	3	24	2/19	48.6	3	28	12	0	L	10-24
09/18	Buccaneers	S	24	21	286	87.5	11.9	13.6	3	0	40t	1/6	155.9	1	2	2	0	W	56-14
09/28	at Vikings	S	41	25	298	61.0	7.3	11.9	3	2	36t	1/10	87.2	2	2	1	0	L	28-41
10/05	at Giants	S	45	29	316	64.4	7.0	10.9	1	1	74t	1/9	83.2	0	0	0	0	L	20-30
10/12	Bears	S	37	19	271	51.4	7.3	14.3	1	1	41t	4/26	73.1	1	-1	-1	0	L	13-27
10/19	at Ravens	S	44	29	228	65.9	5.2	7.9	1	0	24	5/42	86.2	1	7	7	0	L	7-29
10/26	Lions	S	27	20	228	74.1	8.4	11.4	2	1	24	2/15	108.3	1	6	6	0	L	21-22
11/09	at Buccaneers	S	31	20	219	64.5	7.1	11.0	1	0	39	1/7	96.0	3	9	8	0	W	27-17
11/16	at Panthers	S	45	31	268	68.9	6.0	8.6	1	0	20	2/8	91.7	1	4	4	0	W	19-17
11/23	Browns	S	43	27	273	62.8	6.3	10.1	2	1	32	3/21	86.7	2	6	4	0	L	24-26
11/30	Cardinals	S	41	30	361	73.2	8.8	12.0	2	1	41	1/3	105.8	3	4	6	0	W	29-18
12/08	at Packers	S	39	24	375	61.5	9.6	15.6	4	1	79	1/1	116.9	2	23	15	0	L	37-43
12/14	Steelers	S	37	26	310	70.3	8.4	11.9	2	1	46	0/0	102.3	3	27	12	0	L	20-27
12/21	at Saints	S	40	30	322	75.0	8.1	10.7	1	0	36	0/0	106.5	2	7	7	0	W	30-14
12/28	Panthers	S	47	29	260	61.7	5.5	9.0	0	2	20	6/35	58.8	1	6	6	0	L	3-34
<b>2014 TOTALS</b>	<b>16-16</b>		<b>628</b>	<b>415</b>	<b>4,694</b>	<b>66.1</b>	<b>7.5</b>	<b>11.3</b>	<b>28</b>	<b>14</b>	<b>79</b>	<b>31/205</b>	<b>93.9</b>	<b>29</b>	<b>145</b>	<b>15</b>	<b>0</b>	<b>6-10</b>	

+ - Overtime

## 2015 GAME-BY-GAME REGULAR-SEASON STATISTICS (FALCONS)

DATE	OPPONENT	P/S	PASSING											RUSHING				W/L	SCORE
			ATT	CMP	YDS	PCT	Y/A	Y/C	TD	INT	LG	SK/YD	RATE	ATT	YDS	LG	TD		
09/14	Eagles	S	34	23	298	67.6	8.8	13.0	2	2	44	1/8	90.1	5	7	6	0	W	26-24
09/20	at Giants	S	46	30	363	65.2	7.9	12.1	1	0	41	2/17	96.6	1	-1	-1	0	W	24-20
09/27	at Cowboys	S	36	24	285	66.7	7.9	11.9	2	0	45t	1/5	109.1	2	17	18	0	W	39-28
10/04	Texans	S	27	19	256	70.4	9.5	13.5	1	0	55	2/13	112.6	1	-1	-1	0	W	48-21
10/11	Redskins	S	42	24	254	57.1	6.0	10.6	0	2	25	3/12	55.1	3	20	10	0	W	25-19+
10/15	at Saints	S	44	30	295	68.2	6.7	9.8	2	0	30	5/32	102.0	4	10	5	0	L	21-31
10/25	at Titans	S	38	22	251	57.9	6.6	11.4	1	2	24	0/0	64.7	2	-3	-1	0	W	10-7
11/01	Buccaneers	S	45	37	397	82.2	8.8	10.7	2	1	35	1/2	109.0	3	2	2	0	L	20-23+
11/08	at 49ers	S	45	30	303	66.7	6.7	10.1	1	0	54	2/18	93.1	1	2	2	0	L	16-17
11/22	Colts	S	46	25	280	54.3	6.1	11.2	3	3	36	1/5	67.3	2	7	6	0	L	21-24
11/29	Vikings	S	31	22	230	71.0	7.4	10.5	1	2	22	2/20	76.0	1	-1	-1	0	L	10-20
12/06	at Buccaneers	S	45	30	269	66.7	6.0	9.0	1	1	25	3/14	80.7	1	4	4	0	L	19-23
12/13	at Panthers	S	34	22	224	64.7	6.6	10.2	0	1	46	3/42	71.2	1	-1	-1	0	L	0-38
12/20	at Jaguars	S	35	22	246	62.9	7.0	11.2	1	1	23	1/1	81.4	3	0	2	0	W	23-17
12/27	Panthers	S	30	23	306	76.7	10.2	13.3	1	0	70t	2/10	119.6	6	1	7	0	W	20-13
01/03	Saints	S	36	24	334	66.7	9.3	13.9	2	1	42t	1/7	103.2	0	0	0	0	L	17-20
<b>2015 TOTALS</b>	<b>16-16</b>		<b>614</b>	<b>407</b>	<b>4,591</b>	<b>66.3</b>	<b>7.5</b>	<b>11.3</b>	<b>21</b>	<b>16</b>	<b>70T</b>	<b>30/206</b>	<b>89.0</b>	<b>36</b>	<b>63</b>	<b>18</b>	<b>0</b>	<b>8-8</b>	

+ - Overtime



@M\_Ryan02



@ryan\_matt02



## 2016 GAME-BY-GAME REGULAR-SEASON STATISTICS (FALCONS)

DATE	OPPONENT	P/S	PASSING											RUSHING				W/L	SCORE
			ATT	CMP	YDS	PCT	Y/A	Y/C	TD	INT	LG	SK/YD	RATE	ATT	YDS	LG	TD		
09/11	Buccaneers	S	39	27	334	69.2	8.6	12.4	2	0	59	3/12	112.6	3	10	8	0	L	24-31
09/18	at Raiders	S	34	26	396	76.5	11.6	15.2	3	1	48	1/7	131.5	0	0	0	0	W	35-28
09/26	at Saints	S	30	20	240	66.7	8.0	12.0	2	0	34	2/15	113.2	5	23	18	0	W	45-32
10/02	Panthers	S	37	28	503	75.7	13.6	18.0	4	1	75t	3/22	142.0	4	14	15	0	W	48-33
10/09	at Broncos	S	28	15	267	53.6	9.5	17.8	1	0	49	2/17	98.4	3	3	2	0	W	23-16
10/16	at Seahawks	S	42	27	335	64.3	8.0	12.4	3	1	46t	4/25	102.8	1	2	2	0	L	24-26
10/23	Chargers	S	34	22	273	64.7	8.0	12.4	1	1	50	3/17	87.0	3	8	7	0	L	30-33+
10/30	Packers	S	35	28	288	80.0	8.2	13.0	3	0	47t	2/11	129.5	2	9	10	0	W	33-32
11/03	at Buccaneers	S	34	25	344	73.5	10.1	13.8	4	0	32t	2/19	144.7	2	0	0	0	W	43-28
11/13	at Eagles	S	33	18	267	54.5	8.1	14.8	1	1	76t	2/12	78.7	0	0	0	0	L	15-24
11/27	Cardinals	S	34	26	269	76.5	7.9	10.3	2	1	35t	3/25	106.1	4	15	11	0	W	38-19
12/04	Chiefs	S	34	22	297	64.7	8.7	13.5	1	1	42	2/7	90.0	3	23	12	0	L	28-29
12/11	at Rams	S	28	18	237	64.3	8.5	13.2	3	0	64t	2/17	126.6	0	0	0	0	W	42-14
12/18	49ers	S	23	17	286	73.9	12.4	16.8	2	0	59	1/0	144.5	1	-1	-1	0	W	41-13
12/24	at Panthers	S	33	27	277	81.8	8.4	10.3	2	0	31	4/21	121.8	2	9	7	0	W	33-16
01/01	Saints	S	36	27	331	75.0	9.2	12.3	4	0	35	1/8	139.9	2	2	3	0	W	38-32
<b>2016 TOTALS</b>	<b>16-16</b>		<b>534</b>	<b>373</b>	<b>4,944</b>	<b>69.9</b>	<b>9.3</b>	<b>13.3</b>	<b>38</b>	<b>7</b>	<b>76T</b>	<b>37/235</b>	<b>117.1</b>	<b>35</b>	<b>117</b>	<b>18</b>	<b>0</b>	<b>11-5</b>	

+ - Overtime

## 2017 GAME-BY-GAME REGULAR-SEASON STATISTICS (FALCONS)

DATE	OPPONENT	P/S	PASSING											RUSHING				W/L	SCORE
			ATT	CMP	YDS	PCT	Y/A	Y/C	TD	INT	LG	SK/YD	RATE	ATT	YDS	LG	TD		
09/10	at Bears	S	30	21	321	70.0	10.7	15.3	1	0	88t	2/13	116.1	3	11	13	0	W	23-17
09/17	Packers	S	28	19	252	67.9	9.0	13.3	1	0	34	3/29	108.0	1	8	8	0	W	34-23
09/24	at Lions	S	35	24	294	68.6	8.4	12.3	2	3	40t	2/17	77.6	1	-1	-1	0	W	30-26
10/01	Bills	S	42	24	242	57.1	5.8	10.1	1	2	39	1/0	61.8	1	8	8	0	L	17-23
10/15	Dolphins	S	35	24	248	68.6	7.1	10.3	1	1	40t	2/9	86.4	0	0	0	0	L	17-20
10/22	at Patriots	S	33	23	233	69.7	7.1	10.1	1	0	22	1/10	99.7	3	37	16	0	L	7-23
10/29	at Jets	S	29	18	254	62.1	8.8	14.1	2	0	53	1/8	113.3	6	17	14	0	W	25-20
11/05	at Panthers	S	38	24	313	63.2	8.2	13.0	2	1	40	2/11	95.6	1	-1	-1	0	L	17-20
11/12	Cowboys	S	29	22	215	75.9	7.4	9.8	2	1	34	1/11	114.8	0	0	0	0	W	27-7
11/20	at Seahawks	S	27	19	195	70.4	7.2	10.3	2	0	29	1/5	105.5	3	12	14	0	W	34-31
11/26	Buccaneers	S	35	26	317	74.3	9.1	12.2	1	0	44	0/0	111.2	1	1	1	0	W	34-20
12/03	Vikings	S	29	16	173	55.2	6.0	10.8	0	0	20	0/0	72.9	1	1	1	0	L	9-14
12/07	Saints	S	27	15	221	55.6	8.2	14.7	1	3	38	1/10	55.2	3	0	2	0	W	20-17
12/18	at Buccaneers	S	31	17	212	54.8	6.8	12.5	1	0	29	1/3	87.0	3	29	12	0	W	24-21
12/24	at Saints	S	36	22	288	61.1	8.0	13.1	1	1	44	5/24	84.0	2	7	8	0	L	13-23
12/31	Panthers	S	45	28	317	62.2	7.0	11.3	1	0	27	1/6	90.7	3	14	13	0	W	22-10
<b>2017 TOTALS</b>	<b>16-16</b>		<b>529</b>	<b>342</b>	<b>4,095</b>	<b>64.7</b>	<b>7.7</b>	<b>12.0</b>	<b>20</b>	<b>12</b>	<b>88T</b>	<b>24/156</b>	<b>91.4</b>	<b>32</b>	<b>143</b>	<b>16</b>	<b>0</b>	<b>10-6</b>	

## 2018 GAME-BY-GAME REGULAR-SEASON STATISTICS (FALCONS)

DATE	OPPONENT	P/S	PASSING											RUSHING				W/L	SCORE
			ATT	CMP	YDS	PCT	Y/A	Y/C	TD	INT	LG	SK/YD	RATE	ATT	YDS	LG	TD		
09/06	at Eagles	S	43	21	251	48.8	5.8	12.0	0	1	36	4/26	57.4	2	8	6	0	L	12-18
09/16	Panthers	S	28	23	272	82.1	9.7	11.8	2	1	30	0/0	116.1	4	18	8t	2	W	31-24
09/23	Saints	S	35	26	374	74.3	10.7	14.4	5	0	75t	3/15	148.1	4	12	7	0	L	37-43+
09/30	Bengals	S	39	29	419	74.4	10.7	14.4	3	0	49	3/16	134.5	2	5	4	0	L	36-37
10/07	at Steelers	S	38	26	285	68.4	7.5	11.0	1	0	43t	6/43	99.1	1	10	10	0	L	17-41
10/14	Buccaneers	S	41	31	355	75.6	8.7	11.5	3	0	35t	1/8	125.6	1	13	13	0	W	34-29
10/22	Giants	S	39	31	379	79.5	9.7	12.2	1	0	47t	3/23	115.7	2	1	2	0	W	23-20
11/04	at Redskins	S	38	26	350	68.4	9.2	13.5	4	1	40t	2/13	121.6	0	0	0	0	W	38-14
11/11	at Browns	S	52	38	330	73.1	6.3	8.7	2	0	31	2/19	102.2	3	13	8	0	L	16-28
11/18	Cowboys	S	34	24	291	70.6	8.6	12.1	1	1	34t	3/17	94.1	1	1	1	0	L	19-22
11/22	at Saints	S	47	35	377	74.5	8.0	10.8	2	1	50	6/37	102.9	2	16	9	0	L	17-31
12/02	Ravens	S	26	16	131	61.5	5.0	8.2	1	0	17	3/34	87.2	2	4	5	0	L	16-26
12/09	at Packers	S	42	28	262	66.7	6.2	9.4	3	1	28	2/25	97.5	1	0	0	0	L	20-34
12/16	Cardinals	S	36	22	331	61.1	6.4	10.5	2	0	22	2/11	98.3	3	18	15	1	W	40-14
12/23	at Panthers	S	26	15	239	57.7	9.2	15.9	3	0	75t	1/6	126.9	1	-1	-1	0	W	24-10
12/30	at Buccaneers	S	44	31	378	70.5	8.6	12.2	2	1	37	1/3	102.3	4	7	10	0	W	34-32
<b>2018 TOTALS</b>	<b>16-16</b>		<b>608</b>	<b>422</b>	<b>4,924</b>	<b>69.4</b>	<b>8.1</b>	<b>11.7</b>	<b>35</b>	<b>7</b>	<b>75T</b>	<b>42/296</b>	<b>108.1</b>	<b>33</b>	<b>125</b>	<b>15</b>	<b>3</b>	<b>7-9</b>	

+ - Overtime



@M\_Ryan02



@ryan\_matt02



## 2019 GAME-BY-GAME REGULAR-SEASON STATISTICS (FALCONS)

DATE	OPPONENT	P/S	PASSING													RUSHING				W/L	SCORE
			ATT	CMP	YDS	PCT	Y/A	Y/C	TD	INT	LG	SK/YD	RATE	ATT	YDS	LG	TD				
09/08	at Vikings	S	46	33	304	71.7	6.6	9.2	2	2	23	4/32	85.8	2	24	12	0	L	12-28		
09/15	Eagles	S	43	27	320	62.8	7.4	11.9	3	3	54t	1/10	79.6	2	3	4	0	W	24-20		
09/22	at Colts	S	34	29	304	85.3	8.9	10.5	3	1	34	0/0	121.1	2	3	4	0	L	24-27		
09/29	Titans	S	53	35	397	66.0	7.5	11.3	0	0	28	5/33	88.3	2	18	12	0	L	10-24		
10/06	at Texans	S	46	32	330	69.6	7.2	10.3	3	1	29t	2/14	102.6	3	7	7	1	L	32-53		
10/13	at Cardinals	S	36	30	356	83.3	9.9	11.9	4	0	30	2/15	144.9	2	7	6	0	L	33-34		
10/20	Rams	S	27	16	159	59.3	5.9	9.9	0	1	39	5/38	60.6	1	2	2	0	L	10-37		
10/27	Seahawks																	L	20-27		
11/10	at Saints	S	35	20	182	57.1	5.2	9.1	2	1	54	1/8	78.5	2	13	8	0	W	26-9		
11/17	at Panthers	S	31	21	311	67.7	10.0	14.8	1	0	48	3/19	111.1	2	0	1	0	W	29-3		
11/24	Buccaneers	S	46	23	271	50.0	5.9	11.8	0	1	53	6/46	59.2	1	8	8	0	L	22-35		
11/28	Saints	S	50	35	312	70.0	6.2	8.9	2	2	23	9/53	83.1	3	21	9	0	L	18-26		
12/08	Panthers	S	34	20	313	58.8	9.2	15.7	2	0	93t	1/11	109.1	1	8	8	0	W	40-20		
12/15	at 49ers	S	39	25	210	64.1	5.4	8.4	2	0	28	2/9	95.0	5	27	9	0	W	29-22		
12/22	Jaguars	S	45	32	384	71.1	8.5	12.0	1	2	32	1/1	85.8	4	6	9	0	W	24-12		
12/29	at Buccaneers	S	51	30	313	58.8	6.1	10.4	1	0	35t	6/27	83.2	2	0	1	0	W	28-22+		
<b>2019 TOTALS</b>		<b>15-15</b>	<b>616</b>	<b>408</b>	<b>4,466</b>	<b>66.2</b>	<b>7.3</b>	<b>10.9</b>	<b>26</b>	<b>14</b>	<b>93T</b>	<b>48/316</b>	<b>92.1</b>	<b>34</b>	<b>147</b>	<b>12</b>	<b>1</b>	<b>7-9</b>			

+ - Overtime

## 2020 GAME-BY-GAME REGULAR-SEASON STATISTICS (FALCONS)

DATE	OPPONENT	P/S	PASSING													RUSHING				W/L	SCORE
			ATT	CMP	YDS	PCT	Y/A	Y/C	TD	INT	LG	SK/YD	RATE	ATT	YDS	LG	TD				
09/13	Seahawks	S	54	37	450	68.5	8.3	12.2	2	1	44	2/16	98.5	1	-1	-1	0	L	25-38		
09/20	at Cowboys	S	36	24	273	66.7	7.6	11.4	4	0	42t	1/6	126.3	4	16	5	0	L	39-40		
09/27	Bears	S	38	19	238	50.0	6.3	12.5	1	1	63	2/11	67.7	1	-1	-1	0	L	26-30		
10/05	at Packers	S	39	28	285	71.8	7.3	10.2	0	0	21	4/36	92.4	2	10	6	0	L	16-30		
10/11	Panthers	S	37	21	226	56.8	6.1	10.8	0	1	26	2/19	63.6	1	-1	-1	0	L	16-23		
10/18	at Vikings	S	40	30	371	75.0	9.3	12.4	4	0	40t	2/8	136.6	4	8	8	0	W	40-23		
10/25	Lions	S	42	31	338	73.8	8.0	10.9	1	0	28	2/16	105.1	0	0	0	0	L	22-23		
10/29	at Panthers	S	30	21	281	70.0	9.4	13.4	0	1	28	2/11	85.6	6	27	13t	1	W	25-17		
11/08	Broncos	S	35	25	284	71.4	8.1	11.4	3	1	51t	2/13	112.1	3	10	12	0	W	34-27		
11/22	at Saints	S	37	19	232	51.4	6.3	12.2	0	2	46	8/36	48.5	0	0	0	0	L	9-24		
11/29	Raiders	S	39	22	185	56.4	4.7	8.4	2	1	17	1/6	75.3	1	5	5	0	W	43-6		
12/06	Saints	S	39	19	273	48.7	7.0	14.4	1	0	35	3/11	80.4	0	0	0	0	L	16-21		
12/13	at Chargers	S	32	21	224	65.6	7.0	10.7	1	3	35	2/14	57.3	1	3	3	0	L	17-20		
12/20	Buccaneers	S	49	34	356	69.4	7.3	10.5	3	0	33	3/24	110.6	1	16	16	0	L	27-31		
12/27	at Chiefs	S	35	27	300	77.1	8.6	11.1	2	0	54	4/23	121.1	1	-1	-1	0	L	14-17		
01/03	at Buccaneers	S	44	29	265	65.9	6.0	9.1	2	0	26	1/7	97.3	3	1	1t	1	L	27-44		
<b>2020 TOTALS</b>		<b>16-16</b>	<b>626</b>	<b>407</b>	<b>4,581</b>	<b>65.0</b>	<b>7.3</b>	<b>11.3</b>	<b>26</b>	<b>11</b>	<b>63</b>	<b>41/257</b>	<b>93.3</b>	<b>29</b>	<b>92</b>	<b>16</b>	<b>2</b>	<b>4-12</b>			

## 2021 GAME-BY-GAME REGULAR-SEASON STATISTICS (FALCONS)

DATE	OPPONENT	P/S	PASSING													RUSHING				W/L	SCORE
			ATT	CMP	YDS	PCT	Y/A	Y/C	TD	INT	LG	SK/YD	RATE	ATT	YDS	LG	TD				
09/12	Eagles	S	35	21	164	60.0	4.7	7.8	0	0	18	3/28	71.6	2	8	8	0	L	6-32		
09/19	at Buccaneers	S	46	35	300	76.1	6.5	8.6	2	3	24	1/7	80.0	2	3	3	0	L	25-48		
09/26	at Giants	S	36	27	243	75.0	6.8	9.0	2	0	28	3/16	111.2	1	-1	-1	0	W	17-14		
10/03	Football Team	S	42	25	283	59.5	6.7	11.3	4	0	42t	1/8	111.5	1	17	17	0	L	30-34		
10/10	Jets	S	45	33	342	73.3	7.6	10.4	2	0	39	0/0	109.7	1	-1	-1	0	W	27-20		
10/24	at Dolphins	S	40	25	336	62.5	8.4	13.4	2	1	49t	1/11	95.4	3	0	2	0	W	30-28		
10/31	Panthers	S	27	20	146	74.1	5.4	7.3	1	2	18	3/15	67.8	2	3	3	0	L	13-19		
11/07	at Saints	S	30	23	343	76.7	11.4	14.9	2	0	64	2/11	135.8	5	8	5	1	W	27-25		
11/14	at Cowboys	S	21	9	117	42.9	5.6	13.0	0	2	21	2/20	21.4	0	0	0	0	L	3-43		
11/18	Patriots	S	28	19	153	67.9	5.5	8.1	0	2	19	4/33	51.6	0	0	0	0	L	0-25		
11/28	at Jaguars	S	29	19	190	65.5	6.6	10.0	1	1	20	1/7	81.1	4	6	7	0	W	21-14		
12/05	Buccaneers	S	41	30	297	73.2	7.2	9.9	0	0	30	5/38	93.2	3	2	2	0	L	17-30		
12/12	at Panthers	S	28	19	190	67.9	6.8	10.0	1	0	36	0/0	98.8	4	3	3	0	W	29-21		
12/19	at 49ers	S	32	19	236	59.4	7.4	12.4	1	0	49	3/23	97.7	5	20	8	0	L	13-31		
12/26	Lions	S	24	18	215	75.0	9.0	11.9	1	0	35	3/8	115.8	4	5	3	0	W	20-16		
01/02	at Bills	S	23	13	197	56.5	8.6	15.2	0	0	61	5/28	84.9	2	7	6	0	L	15-29		
01/09	Saints	S	33	20	216	60.6	6.5	10.8	1	1	33	3/21	77.3	1	2	2	0	L	20-30		
<b>2021 TOTALS</b>		<b>17-17</b>	<b>560</b>	<b>375</b>	<b>3,968</b>	<b>67.0</b>	<b>7.1</b>	<b>10.6</b>	<b>20</b>	<b>12</b>	<b>64</b>	<b>40/274</b>	<b>90.4</b>	<b>40</b>	<b>82</b>	<b>17</b>	<b>1</b>	<b>7-10</b>			





## 2022 GAME-BY-GAME REGULAR-SEASON STATISTICS (COLTS)

DATE	OPPONENT	P/S	PASSING											RUSHING					SCORE	
			ATT	CMP	YDS	PCT	Y/A	Y/C	TD	INT	LG	SK/YD	RATE	ATT	YDS	LG	TD	W/L/T		
09/11	at Texans	S	50	32	352	64.0	7.0	11.0	1	1	28	2/12	83.1	4	12	10	0	T	20-20	
09/18	at Jaguars	S	30	16	195	53.3	6.5	12.2	0	3	39	5/31	84.0	0	0	0	0	L	0-24	
09/25	Chiefs	S	37	27	222	73.0	6.0	8.2	2	0	30	5/45	105.9	3	4	3	0	W	20-17	
10/02	Titans	S	37	27	356	73.0	9.6	13.2	2	1	44	3/29	109.7	2	-4	2	0	L	17-24	
10/06	at Broncos	S	41	26	251	63.4	6.1	9.7	0	2	21	6/51	60.1	1	1	1	0	W	12-9+	
10/16	Jaguars	S	58	42	389	72.4	6.7	9.3	3	0	32t	0/0	107.6	1	-4	-4	0	W	34-27	
10/23	at Titans	S	44	33	243	75.0	5.5	7.4	1	2	20	3/16	76.2	1	2	2	0	L	10-19	
10/30	Commanders		ON INACTIVE LIST																L	16-17
11/06	at Patriots		ON INACTIVE LIST																L	3-26
11/13	at Raiders	S	28	21	222	75.0	7.9	10.6	1	0	35t	1/14	109.5	4	38	39	1	W	25-20	
11/20	Eagles	S	32	23	213	71.9	6.7	9.3	0	0	31	4/28	89.7	1	1	1	0	L	16-17	
11/28	Steelers	S	34	22	199	64.7	5.9	9.0	1	1	28	3/19	77.9	4	22	14	0	L	17-24	
12/04	at Cowboys	S	37	21	233	56.8	6.3	11.1	2	3	45	3/30	59.9	3	-2	1	0	L	19-54	
12/17	at Vikings	S	33	19	182	57.6	5.5	9.6	1	0	36	3/12	83.1	3	0	1	0	L	36-39+	
<b>2022 TOTALS</b>		<b>12-12</b>	<b>461</b>	<b>309</b>	<b>3,057</b>	<b>67.0</b>	<b>6.6</b>	<b>9.9</b>	<b>14</b>	<b>13</b>	<b>45</b>	<b>38/287</b>	<b>83.9</b>	<b>27</b>	<b>70</b>	<b>39</b>	<b>1</b>	<b>4-9-1</b>		

+ - Overtime

## 2008 GAME-BY-GAME POSTSEASON STATISTICS (FALCONS)

DATE	OPPONENT	P/S	PASSING											RUSHING					SCORE
			ATT	CMP	YDS	PCT	Y/A	Y/C	TD	INT	LG	SK/YD	RATE	ATT	YDS	LG	TD	W/L	
01/03	at Cardinals	S	40	26	199	65.0	5.0	7.7	2	2	28	3/9	72.8	4	6	2	0	L	24-30
<b>2008 TOTALS</b>		<b>1-1</b>	<b>40</b>	<b>26</b>	<b>199</b>	<b>65.0</b>	<b>5.0</b>	<b>7.7</b>	<b>2</b>	<b>2</b>	<b>28</b>	<b>3/9</b>	<b>72.8</b>	<b>4</b>	<b>6</b>	<b>2</b>	<b>0</b>	<b>0-1</b>	

## 2010 GAME-BY-GAME POSTSEASON STATISTICS (FALCONS)

DATE	OPPONENT	P/S	PASSING											RUSHING					SCORE
			ATT	CMP	YDS	PCT	Y/A	Y/C	TD	INT	LG	SK/YD	RATE	ATT	YDS	LG	TD	W/L	
01/15	Packers	S	29	20	186	69.0	6.4	9.3	1	2	22	5/37	69.0	1	0	0	0	L	21-48
<b>2010 TOTALS</b>		<b>1-1</b>	<b>29</b>	<b>20</b>	<b>186</b>	<b>69.0</b>	<b>6.4</b>	<b>9.3</b>	<b>1</b>	<b>2</b>	<b>22</b>	<b>5/37</b>	<b>69.0</b>	<b>1</b>	<b>0</b>	<b>0</b>	<b>0</b>	<b>0-1</b>	

## 2011 GAME-BY-GAME POSTSEASON STATISTICS (FALCONS)

DATE	OPPONENT	P/S	PASSING											RUSHING					SCORE
			ATT	CMP	YDS	PCT	Y/A	Y/C	TD	INT	LG	SK/YD	RATE	ATT	YDS	LG	TD	W/L	
01/08	at Giants	S	41	24	199	58.5	4.9	8.3	0	0	21	2/16	71.1	3	3	3	0	L	2-24
<b>2011 TOTALS</b>		<b>1-1</b>	<b>41</b>	<b>24</b>	<b>199</b>	<b>58.5</b>	<b>4.9</b>	<b>8.3</b>	<b>0</b>	<b>0</b>	<b>21</b>	<b>2/16</b>	<b>71.1</b>	<b>3</b>	<b>3</b>	<b>3</b>	<b>0</b>	<b>0-1</b>	

## 2012 GAME-BY-GAME POSTSEASON STATISTICS (FALCONS)

DATE	OPPONENT	P/S	PASSING											RUSHING					SCORE
			ATT	CMP	YDS	PCT	Y/A	Y/C	TD	INT	LG	SK/YD	RATE	ATT	YDS	LG	TD	W/L	
01/13	Seahawks	S	35	24	250	68.6	7.1	10.4	3	2	47t	0/0	93.8	1	6	6	0	W	30-28
01/20	49ers	S	42	30	396	71.4	9.4	13.2	3	1	46t	1/0	114.8	2	3	3	0	L	24-28
<b>2012 TOTALS</b>		<b>2-2</b>	<b>77</b>	<b>54</b>	<b>646</b>	<b>70.1</b>	<b>8.4</b>	<b>12.0</b>	<b>6</b>	<b>3</b>	<b>47T</b>	<b>1/0</b>	<b>105.2</b>	<b>3</b>	<b>9</b>	<b>6</b>	<b>0</b>	<b>1-1</b>	

## 2016 GAME-BY-GAME POSTSEASON STATISTICS (FALCONS)

DATE	OPPONENT	P/S	PASSING											RUSHING					SCORE
			ATT	CMP	YDS	PCT	Y/A	Y/C	TD	INT	LG	SK/YD	RATE	ATT	YDS	LG	TD	W/L	
01/14	Seahawks	S	37	26	338	70.3	9.1	13.0	3	0	53	3/15	125.7	3	-3	-1	0	W	36-20
01/22	Packers	S	38	27	392	71.1	10.3	14.5	4	0	73t	0/0	139.4	3	23	14t	1	W	44-21
02/05	Patriots	S	23	17	284	73.9	12.3	16.7	2	0	39	5/44	144.1	0	0	0	0	L	28-34+
<b>2016 TOTALS</b>		<b>3-3</b>	<b>98</b>	<b>70</b>	<b>1,014</b>	<b>71.4</b>	<b>10.3</b>	<b>14.5</b>	<b>9</b>	<b>0</b>	<b>73T</b>	<b>8/59</b>	<b>135.3</b>	<b>6</b>	<b>20</b>	<b>14T</b>	<b>1</b>	<b>2-1</b>	

+ - Overtime

## 2017 GAME-BY-GAME POSTSEASON STATISTICS (FALCONS)

DATE	OPPONENT	P/S	PASSING											RUSHING					SCORE
			ATT	CMP	YDS	PCT	Y/A	Y/C	TD	INT	LG	SK/YD	RATE	ATT	YDS	LG	TD	W/L	
01/06	at Rams	S	30	21	218	70.0	7.3	10.4	1	0	52	3/20	101.8	6	5	4	0	W	26-13
01/13	at Eagles	S	36	22	210	61.1	5.8	9.5	1	0	24	3/15	86.6	0	0	0	0	L	10-15
<b>2017 TOTALS</b>		<b>2-2</b>	<b>66</b>	<b>43</b>	<b>428</b>	<b>65.2</b>	<b>6.5</b>	<b>10.0</b>	<b>2</b>	<b>0</b>	<b>52</b>	<b>6/35</b>	<b>93.5</b>	<b>6</b>	<b>5</b>	<b>4</b>	<b>0</b>	<b>1-1</b>	



# 72 BRADEN SMITH

TACKLE

(BRAY-den)



**BRADEN SMITH: SELECTED BY THE COLTS IN THE SECOND ROUND (37TH OVERALL) OF THE 2018 NFL DRAFT.**



**6-6 • 312 LBS**

**NFL EXP: 5**

**(5TH YEAR WITH THE COLTS)**

**BORN: 3/25/96**



**COLLEGE:  
AUBURN**

## 4TH-AND-SHORT

- In his first four seasons, he competed in 56 games (54 starts).
- Part of a Colts offensive line that is tied for the fewest sacks allowed since 2018.
- Named to the PFWA All-Rookie Team In 2018.
- Enjoys offering gardening tips and fishing tips (#TackleTalkTipOfTheDay) on his social media accounts.

## DOWN THE STRETCH

**Do you have a pregame ritual:** It kind of varies. I have a few nuances and superstitions but it changes week to week. There are usually small things like last year before every game if I had Gatorade chews they would have to be red.

**What's on your bucket list:** I want to be able to see most of the world. I don't want to be constricted to one area. The first place I would want to go is Greece.

**Pets:** I have two dogs named Rocket and Groot. They are named after Guardians of the Galaxy characters. Groot is a German Shepherd and Rocket is a Cavalier King Charles Spaniard.

**Who is your inspiration:** My parents. My dad is one of my driving factors. He has always pushed me. He has guided me in the right direction and I would do anything for him.

**Who are some of your mentors:** Some of the guys in college took me under their wing. It was Alex Kozan and Shon Coleman. They brought me in and helped me a lot.

**Do you have a nickname:** I have had a lot. Gigantor, Hulk and Terminator.

**Favorite TV show:** "Stranger Things"

**What are your pet peeves:** People coughing on me and people that eat loud.

**Hobbies off the field:** I like to garden and fish.

@BradenSmith72

@BRADENSMITH71

# 72 BRADEN SMITH

## TACKLE

(BRAY-clm)




### A GARDENER AT HEART

Growing up in Olathe, Kan., Smith found a hobby that has developed into a passion. "I am a really good gardener. That is one of the things that I like to pride myself on." Smith said he started helping his mom with a little planter in their backyard in the fourth grade and his interest grew from there. Even while playing at Auburn, Smith was able to continue gardening. "I had two areas in college – one was on campus and the other was about 30 minutes away – where I could have a little bit more space to do some stuff. I just did it to volunteer." He says it helps him relax and clear his head. "It is something that I like doing in my free time and kind of is a safe haven for me. It helps me get away from the chaos of everything."



### TIPS ON TWITTER

Although he hasn't been on Twitter for a long time, Smith is using that platform to help others. With the username @BradenSmith72, he provides followers with tips on fishing and gardening using #GardeningTip and #TackleTipOfTheDay. He also hosts videos on his Instagram (@bradensmith71) and YouTube page called "Tackle Talk with Braden Smith" and gives followers info on different fishing supplies.



### NFL HIGHLIGHTS

- Has appeared in 69 games (65 starts) in five seasons with the Colts. Has started three postseason contests.
- Has started 12 games in 2022 and was part of an offensive line that helped Jonathan Taylor rush for 161 yards in Week 1 at Houston. In Week 6 vs. Jacksonville, he was part of an offensive line that did not allow a sack in 58 pass attempts, which marks the most pass attempts in franchise history without allowing a sack. In Week 10 at Las Vegas, he was part of an offensive line that paved the way for the Colts to rush for 207 yards.
- In 2021, he started 11 games at right tackle and helped pave the way for six of Jonathan Taylor's 100-yard rushing games. He blocked for Taylor, who led the NFL in rushing yards and rushing touchdowns.
- Started 14 games in 2020 and helped the offensive line allow zero sacks in four different games. He also blocked for Jonathan Taylor, who reached 1,000 rushing

### A NIGHT TO REMEMBER

Most draft picks have draft parties or go to the city where the draft is hosted. Smith had different plans. "I was at Texas A&M watching my fiancée play some softball." Smith's now wife, Courtney Shea, was playing catcher for Auburn on the night when he got drafted. Smith was watching from the stands and Shea's mom made sure to bring an iPad to check in on the draft. If she didn't know that he got drafted by the loud applause from the Auburn fan section, Shea's parents had it covered. "They brought a little poster board in case something happened so they could relay the message." Smith says it was an easy decision to support Shea on draft night. "I was definitely going to go to it. I mean, my fiancée wanted to be here with me when it happened. I mean, happy wife, happy life."



### NFL HIGHLIGHTS CONT...

- yards on the season. In Week 6 vs. Cincinnati, he helped block for Philip Rivers, who threw for a season-best 371 yards. In Week 14 at Las Vegas, he helped the offense allow zero sacks and the offense rush for 212 yards. In Week 17 vs. Jacksonville, he helped pave the way for Jonathan Taylor who rushed for a franchise-record 253 yards. Started one postseason contest and helped the offensive line not allow a sack.
- Started all 16 games in 2019 and helped Marlon Mack become the first Colts 1,000-yard single-season rusher since 2016. In Week 1, he helped Mack rush for a career-high 174 yards. It was the most by a Colts running back since Dominic Rhodes rushed for 177 yards against Atlanta in 2001. In Week 11 vs. Jacksonville, he helped the Colts rush for 264 yards, which is the 12th highest total in team history and the most for the Colts since 11/21/04 against Chicago (275).
- Appeared in 15 games (13 starts) in 2018. Was part of an offensive line that ranked first in the NFL for the fewest sacks allowed. He was one of five Colts rookies to start in Week 1. In Weeks 7 and 8, helped the Colts rush for over 200 yards in back-to-back games, which was the first time since 1985. Was part of an offensive line that didn't allow a sack in five straight games, which tied the New York Giants (2010) and Tennessee Titans (2008) for the third-longest streak since 1982. Started two postseason games and helped the Colts rush for a postseason franchise-record 200 yards during AFC Wild Card weekend.
- Named to the PFWA All-Rookie Team.



@BradenSmith72



@BRADENSMITH71





## COLLEGE HIGHLIGHTS

- Played in 53 games (41 starts) in four seasons (2014-17) as an offensive lineman at Auburn.
- Started in 41 consecutive games, beginning with the final game of his freshman year in 2014, to finish out his career.
- Earned All-America honors in both 2017 and 2016.
- Won the SEC Jacobs Blocking Trophy, given to the conference's best blocker in 2017.
- Named a team captain and started all 14 games at right guard for the Tigers in 2017.
- Earned First Team All-America honors from The Associated Press, *CBS Sports* and *SB Nation*.
- Selected to the All-SEC first-team.
- Started all 13 games at right guard for Auburn in 2016.
- Selected to the All-America second-team by *CBS Sports*.
- Garnered All-SEC first-team honors from the media and second-team recognition from the conference coaches.
- Played in 53 games (41 starts) in four seasons (2014-17) as an offensive lineman at Auburn.
- Started in 41 consecutive games, beginning with the final game of his freshman year in 2014, to finish out his career.
- Earned All-America honors in both 2017 and 2016.
- Won the SEC Jacobs Blocking Trophy, given to the conference's best blocker in 2017.
- Named a team captain and started all 14 games at right guard for the Tigers in 2017.
- Earned First Team All-America honors from The

## PERSONAL

- Attended Olathe (Kan.) South High School, where he was a two-way player on the football team.
- Finished with 82 pancake blocks on offense and 59 tackles on defense in his senior season.
- Was a two-year Buck Buchanan Award finalist, an award given to the best lineman in the Kansas City metro area.
- Participated in track and field and was a Kansas state shot put and discus champion.
- Rated as the No.1 guard by *Scout.com* and No. 3 offensive lineman by *Rivals.com*.
- Participated in the NFL's My Cause My Cleats initiative and represented IndyHumane (2021), the National Breast Cancer Foundation (2020) and American Breast Cancer Foundation (2019).
- Volunteered at multiple community events with the Colts, including the Team Smile event, Horseshoe Helpings and Shop with a Colt.
- Married to his wife, Courtney.
- His father, David Smith, played football and ran track at Kansas and his sister, Megan, was a thrower at TCU.

## BRADEN SMITH'S - NFL REGULAR SEASON STATISTICS

DATE	TEAM	GP	GS
2018	Colts	15	13
2019	Colts	16	16
2020	Colts	14	14
2021	Colts	11	11
2022	Colts	13	13
<b>TOTALS</b>		<b>69</b>	<b>67</b>

## BRADEN SMITH'S - NFL POSTSEASON STATISTICS

DATE	TEAM	GP	GS
2018	Colts	2	2
2020	Colts	1	1
<b>TOTALS</b>		<b>3</b>	<b>3</b>





## 2018 GAME-BY-GAME REGULAR-SEASON STATISTICS (COLTS)

DATE	OPPONENT	P/S		W/L	SCORE
09/09	Bengals	S		L	23-34
09/16	at Redskins		DID NOT PLAY (NON-INJURY)	W	21-9
09/23	at Eagles	P		L	16-20
09/30	Texans	P		L	34-37+
10/04	at Patriots	S		L	24-38
10/14	at Jets	S		L	34-42
10/21	Bills	S		W	37-5
10/28	at Raiders	S		W	42-28
11/11	Jaguars	S		W	29-26
11/18	Titans	S		W	38-10
11/25	Dolphins	S		W	27-24
12/02	at Jaguars	S		L	0-6
12/09	at Texans	S		W	24-21
12/16	Cowboys	S		W	23-0
12/23	Giants	S		W	28-27
12/30	at Titans	S		W	33-17
<b>2018 TOTALS</b>		<b>15-13</b>		<b>10-6</b>	

+ - Overtime

## 2019 GAME-BY-GAME REGULAR-SEASON STATISTICS (COLTS)

DATE	OPPONENT	P/S		W/L	SCORE
09/08	at Chargers	S		L	24-30+
09/15	at Titans	S		W	19-17
09/22	Falcons	S		W	27-24
09/29	Raiders	S		L	24-31
10/06	at Chiefs	S		W	19-13
10/20	Texans	S		W	30-23
10/27	Broncos	S		W	15-13
11/03	at Steelers	S		L	24-26
11/10	Dolphins	S		L	12-16
11/17	Jaguars	S		W	33-13
11/21	at Texans	S		L	17-20
12/01	Titans	S		L	17-31
12/08	at Buccaneers	S		L	35-38
12/16	at Saints	S		L	7-34
12/22	Panthers	S		W	38-6
12/29	at Jaguars	S		L	20-38
<b>2019 TOTALS</b>		<b>16-16</b>		<b>7-9</b>	

+ - Overtime

## 2020 GAME-BY-GAME REGULAR-SEASON STATISTICS (COLTS)

DATE	OPPONENT	P/S		W/L	SCORE
09/13	at Jaguars	S		L	20-27
09/20	Vikings	S		W	28-11
09/27	Jets	S		W	36-7
10/04	at Bears	S		W	19-11
10/11	at Browns	S		L	23-32
10/18	Bengals	S		W	31-27
11/01	at Lions	S		W	41-21
11/08	Ravens	S		L	10-24
11/12	at Titans	S		W	34-17
11/22	Packers		ON INACTIVE LIST	W	34-31+
11/29	Titans	S		L	26-45
12/06	at Texans	S		W	26-20
12/13	at Raiders	S		W	44-27
12/20	Texans	S		W	27-20
12/27	at Steelers		RESERVE/COVID-19	L	24-28
01/03	Jaguars	S		W	28-14
<b>2020 TOTALS</b>		<b>14-14</b>		<b>11-5</b>	

+ - Overtime





## 2021 GAME-BY-GAME REGULAR-SEASON STATISTICS (COLTS)

DATE	OPPONENT	P/S		W/L	SCORE
09/12	Seahawks	S		L	16-28
09/19	Rams			L	24-27
09/26	at Titans		ON INACTIVE LIST	L	16-25
10/03	at Dolphins		ON INACTIVE LIST	W	27-17
10/11	at Ravens		ON INACTIVE LIST	L	25-31+
10/17	Texans		ON INACTIVE LIST	W	31-3
10/24	at 49ers		ON INACTIVE LIST	W	30-18
10/31	Titans	S		L	31-34+
11/04	Jets	S		W	45-30
11/14	Jaguars	S		W	23-17
11/21	at Bills	S		W	41-15
11/28	Buccaneers	S		L	31-38
12/05	at Texans	S		W	31-0
12/18	Patriots	S		W	27-17
12/25	at Cardinals	S		W	22-16
01/02	Raiders	S		L	20-23
01/09	at Jaguars	S		L	11-26
<b>2021 TOTALS</b>		<b>11-11</b>		<b>9-8</b>	

+- Overtime

## 2022 GAME-BY-GAME REGULAR-SEASON STATISTICS (COLTS)

DATE	OPPONENT	P/S		W/L/T	SCORE
09/11	at Texans	S		T	20-20
09/18	at Jaguars	S		L	0-24
09/25	Chiefs	S		W	20-17
10/02	Titans	S		L	17-24
10/06	at Broncos	S		W	12-9+
10/16	Jaguars	S		W	34-27
10/23	at Titans	S		L	10-19
10/30	Commanders	S		L	16-17
11/06	at Patriots	S		L	3-26
11/13	at Raiders	S		W	25-20
11/20	Eagles	S		L	16-17
11/28	Steelers	S		L	17-24
12/04	at Cowboys		ON INACTIVE LIST	L	19-54
12/17	at Vikings	S		L	36-39+
<b>2022 TOTALS</b>		<b>13-13</b>		<b>4-9-1</b>	

+- Overtime

## 2018 GAME-BY-GAME POSTSEASON STATISTICS (COLTS)

DATE	OPPONENT	P/S		W/L	SCORE
01/05	at Texans	S		W	21-7
01/12	at Chiefs	S		L	13-31
<b>2018 TOTALS</b>		<b>2-2</b>		<b>1-1</b>	

## 2020 GAME-BY-GAME POSTSEASON STATISTICS (COLTS)

DATE	OPPONENT	P/S		W/L	SCORE
01/09	at Bills	S		L	24-27
<b>2020 TOTALS</b>		<b>1-1</b>		<b>0-1</b>	



# 45 E.J. SPEED

LINEBACKER



**E.J. SPEED:** SELECTED BY THE COLTS IN THE FIFTH ROUND (164TH OVERALL) OF THE 2019 NFL DRAFT.

**6-4 • 227 LBS**

**NFL EXP: 4**

**(4TH YEAR WITH THE COLTS)**

**BORN: 6/1/95**



**COLLEGE:  
TARLETON  
STATE**

## 4TH-AND-SHORT

- In his first three seasons, he registered 24 tackles (17 solo), 1.0 tackle for loss, one pass defended, one forced fumble, 23 special teams stops, one blocked punt and two blocked punts returned for touchdowns in 44 games (one start).
- 2x AFC Special Teams Player of the Week.
- Played quarterback in high school before switching to wide receiver in college and then finally linebacker.
- Highest drafted player in Tarleton State history.

## DOWN THE STRETCH

**What is on your bucket list:** I want to go skydiving and snorkeling. I also want to start a shoe collection.

**Do you have any nicknames:** General, General-5, 5 and Speed. My last name is a nickname.

**Do you have a pregame ritual:** I eat pasta before each game. I pray and I also like to call family members before the game. I usually listen to Kodak and Kevin Gates.

**What is your favorite movie:** "Get Rich or Die Trying"

**Who is your mentor:** My father is great at mentoring. Also, I really listen to anyone who has been through the situation I'm going through that is older. I tend to listen a lot to those people.

**What is one of your pet peeves:** I don't like people who talk a lot with no action.

**What are your hidden talents:** Cooking

**What are your hobbies outside of football:** I am kind of a foodie. I like to restaurant hop.

**What is one thing you can't live without:** Prayer

**Who was your favorite athlete growing up:** Devin Hester



# SPEED



@EJ\_SPEED

# 45 E.J. SPEED

LINEBACKER



## STAYING CLOSE TO HOME

Like any high school football prospect, Speed had a tough decision to make. He was recruited by FBS schools, including Oklahoma State, Colorado and Colorado State. However, life for him changed his senior year. "My brother got diagnosed with cancer in December of my senior year in high school. So I decided to stay close to him with the chances that he would get over cancer and come and play with me at a closer school, about 45 minutes away from my house." Unfortunately, Speed's brother, Paul, passed in April of 2019. But Speed doesn't regret choosing a Division II school and thinks he is as prepared as any Division I athlete coming into the NFL. "I wouldn't say it was tough because we had a great strength and conditioning coach. We always lifted like DI athletes and trained like DI athletes."



## SPECIAL TEAMS PLAYER OF THE WEEK

Speed earned AFC Special Teams Player of the Week for Week 10 of 2020 at Tennessee after he blocked a Titans' punt late in the third quarter that cornerback T.J. Carrie recovered and returned for a touchdown. Speed became the first Indianapolis player to earn AFC Special Teams Player of the Week recognition since running back Nyheim Hines earned the distinction in Week 16 of the 2019 season.



## NFL HIGHLIGHTS

In four seasons with the Colts, he has appeared in 58 games (five starts) and has totaled 65 tackles (41 solo), 7.0 tackle for loss, 1.0 sack, two passes defended, 28 special teams stops, two forced fumbles, one blocked punt and two blocked punts returned for touchdowns. Has competed in one postseason contest and tallied one special teams stop.

## MAKING THE SWITCH

Speed has switched positions multiple times throughout his career. During his high school career at North Crowley (Texas) High School, he played quarterback and was named first-team all-district his senior year. When he arrived at Tarleton, he was converted to wide receiver and was redshirted. Then his sophomore year, he received a medical redshirt and finally ended up making the switch to linebacker in 2015. He credits his successful change in positions to his defensive coordinator at Tarleton State. "My defensive career started to blossom when Coach (Marcus) Patton got there. He did a great job of teaching me the game – run fits, pass drops and tendencies."

## SPECIAL TEAMS PLAYER OF THE WEEK

Speed earned AFC Special Teams Player of the Week in Week 10 of 2021 vs. Jacksonville after he recovered a blocked punt and returned it 12 yards for a touchdown and also registered one special teams tackle. It marked the second time in his career that Speed has garnered Player of the Week honors and became the second Indianapolis player to win AFC Special Teams Player of the Week honors in 2021, joining punter Rigoberto Sanchez.



## NFL HIGHLIGHTS CONT...

- In 2022, he has competed in 14 games (five starts) and has compiled 41 tackles (24 solo), 6.0 tackles for loss, 1.0 sack, one pass defended and one forced fumble.
- Appeared in all 17 games (one start) in 2021 and recorded 18 tackles (14 solo), one pass defended, one forced fumble, 12 special teams stops and two blocked punts returned for touchdowns. In Week 2 vs. the Los Angeles Rams, he forced a fumble that was recovered in the end zone by Ashton Dulin. In Week 5 at Baltimore, he registered a single-game career-high three special teams stops. In Week 10 vs. Jacksonville, he was named AFC Special Teams Player of the Week after he recovered a blocked punt and ran the ball in the end zone for a 12-yard touchdown. In Week 15 vs. New England, he recovered a blocked punt in the end zone for a touchdown. In Week 16 at Arizona, he made his first-career start and led the team in tackles (nine) and solo tackles (eight) while adding one pass defended.
- In 2020, he played in 15 games and totaled nine special teams stops and one blocked punt. In Week 10 at Tennessee, he earned AFC Special Teams Player of the Week after he blocked a punt that was then recovered for a touchdown. It marked the Colts' first blocked punt since 2017 and the team's first touchdown off a blocked punt since Week 13 of 2010. Appeared in one



## NFL HIGHLIGHTS CONT...

- postseason game and tallied one special teams tackle.
- Appeared in 12 games in 2019 and totaled six tackles (three solo), 1.0 tackle for loss and one special teams stop.

## COLLEGE HIGHLIGHTS

- Played in 35 games and totaled 231 tackles (118 solo), 36.0 tackles for loss, 11.5 sacks, 10 passes defended, three interceptions, eight forced fumbles, four fumble recoveries and three blocked kicks. He became the highest drafted player in Tarleton State history.
- In 2018, he earned Second Team All-LSC honors after he appeared in 12 games and recorded 106 tackles (55 solo), 12.5 tackles for loss, 5.0 sacks, five passes defended, one interception and two forced fumbles. He totaled 17 tackles (nine solo), half a tackle for loss and one interception at Minnesota State. Also finished with 15 tackles (11 solo), 2.0 tackles for loss, 1.0 sack and one forced fumble against Texas A&M-Commerce.
- Played in five games in 2017 after dealing with injuries and finished with 41 tackles (24 solo), 8.5 tackles for loss, half a sack, two passes defended, one interception, one forced fumble, two fumble recoveries and one blocked kick. He had a season-high 12 tackles against Delta State.
- In 2016, he was a Second Team All-LSC choice after appearing in 11 games and totaling 68 tackles (35 solo), 13.0 tackles for loss, 6.0 sacks, three passes defended, one interception, five forced fumbles, two fumble recoveries and two blocked kicks. His five forced fumbles led the nation and he forced a career-high three forced fumbles at Eastern New Mexico.
- Played in seven games in 2015 and accumulated 16 tackles (four solo) and 2.0 tackles for loss.
- He received a medical redshirt in 2014 and missed the entire season. He converted from wide receiver to linebacker in the spring.
- Redshirted as a true freshman and converted to wide receiver after playing quarterback in high school.

## PERSONAL

- Attended North Crowley High School in Fort Worth, Texas.
- Ranked a two-star prospect by *Rivals.com*.
- Named a Top-30 prospect in *Dave Campbell's Texas Football* magazine.
- As a senior, he was named First Team All-District after he passed for over 3,000 yards and rushed for 350 yards and one touchdown.
- Volunteered at numerous community events with the Colts in 2019, including the Colts Youth Football Camp, the Team Smile event, Lids for Kids and the Pros vs. GI Joes event.
- Participated in the NFL's My Cause My Cleats initiative and represented the Leukemia & Lymphoma Society (2020-21) and the Lymphoma Research Foundation (2019).
- In 2020, he participated in a Colts' mobile pantry distribution and attended a Marion County Juvenile Detention Center activation event.
- Majored in kinesiology.
- A native of Fort Worth, Texas.





### E.J. SPEED'S - NFL REGULAR SEASON STATISTICS

DATE	TEAM	GP	GS	TACKLES							INTERCEPTIONS					FUMBLES					ST			MISC		
				TK	S	A	TFL	YDS	SK	YDS	QBH	NO	YDS	LG	TD	PD	FF	FR	TD	YDS	TK	S	A	FF	FR	S
2019	Colts	12	0	6	3	3	1	1	0.0	0.0	0	0	0	0	0	0	0	0	0	1	1	0	0	0	0	0
2020	Colts	15	0	0	0	0	0	0	0.0	0.0	0	0	0	0	0	0	0	0	0	9	7	2	0	0	0	
2021	Colts	17	1	18	14	4	0	0	0.0	0.0	0	0	0	0	1	1	0	0	0	13	9	4	0	0	0	
2022	Colts	14	5	41	24	17	6	7	1.0	7.0	1	0	0	0	1	1	0	0	0	8	5	3	0	0	0	
<b>TOTALS</b>		<b>58</b>	<b>6</b>	<b>65</b>	<b>41</b>	<b>24</b>	<b>7</b>	<b>8</b>	<b>1.0</b>	<b>7.0</b>	<b>1</b>	<b>0</b>	<b>0</b>	<b>0</b>	<b>2</b>	<b>2</b>	<b>0</b>	<b>0</b>	<b>0</b>	<b>31</b>	<b>22</b>	<b>9</b>	<b>0</b>	<b>0</b>	<b>0</b>	

### E.J. SPEED'S - NFL POSTSEASON STATISTICS

DATE	TEAM	GP	GS	TACKLES							INTERCEPTIONS					FUMBLES					ST			MISC		
				TK	S	A	TFL	YDS	SK	YDS	QBH	NO	YDS	LG	TD	PD	FF	FR	TD	YDS	TK	S	A	FF	FR	S
2020	Colts	1	0	0	0	0	0	0	0.0	0.0	0	0	0	0	0	0	0	0	0	1	1	0	0	0	0	
<b>TOTALS</b>		<b>1</b>	<b>0</b>	<b>0</b>	<b>0</b>	<b>0</b>	<b>0</b>	<b>0.0</b>	<b>0.0</b>	<b>0</b>	<b>0</b>	<b>0</b>	<b>0</b>	<b>0</b>	<b>0</b>	<b>0</b>	<b>0</b>	<b>0</b>	<b>0</b>	<b>1</b>	<b>1</b>	<b>0</b>	<b>0</b>	<b>0</b>	<b>0</b>	

### SINGLE-GAME HIGHS: DEFENSIVE

- Total Tackles** 9 at Arizona Cardinals, Dec 25, 2021  
7 at Houston Texans, Sep 11, 2022  
6 vs. Pittsburgh Steelers, Nov 28, 2022  
...1 more at 6.
- Solo Tackles** 8 at Arizona Cardinals, Dec 25, 2021  
5 at Jacksonville Jaguars, Sep 18, 2022  
4 at Tennessee Titans, Oct 23, 2022  
1.0 at Houston Texans, Sep 11, 2022
- Sacks** 1.0 at Houston Texans, Sep 11, 2022
- Passes Defensed** 1 vs. Kansas City Chiefs, Sep 25, 2022  
...1 more at 1.
- Forced Fumbles** 1 at Houston Texans, Sep 11, 2022  
...1 more at 1.
- Tackles For Loss** 2 at Jacksonville Jaguars, Sep 18, 2022  
1 vs. Pittsburgh Steelers, Nov 28, 2022  
...4 more at 1.
- Special Teams Tackles** 3 at San Francisco 49ers, Oct 24, 2021  
...1 more at 3.

### SINGLE-GAME HIGHS - POSTSEASON: DEFENSIVE

- Special Teams Tackles** 1 at Buffalo Bills, Jan 09, 2021

### 2019 GAME-BY-GAME REGULAR-SEASON STATISTICS (COLTS)

DATE	OPPONENT	P/S	TACKLES							INTERCEPTIONS					FUMBLES					ST			MISC					
			TK	S	A	SK	YDS	TFL	YDS	QBH	NO	YDS	LG	TD	PD	FF	FR	TD	YDS	TK	S	A	FF	FR	S	A		
09/08	at Chargers		ON INACTIVE LIST																									
09/15	at Titans	P	0	0	0	0	0	0	0	0	0	0	0	0	0	0	0	0	0	0	0	0	0	0	0	W	24-30+	
09/22	Falcons	P	0	0	0	0	0	0	0	0	0	0	0	0	0	0	0	0	0	0	0	0	0	0	0	W	27-24	
09/29	Raiders	P	6	3	3	0	0	1	1	0	0	0	0	0	0	0	0	0	0	0	0	0	0	0	0	L	24-31	
10/06	at Chiefs	P	0	0	0	0	0	0	0	0	0	0	0	0	0	0	0	0	0	0	0	0	0	0	0	W	19-13	
10/20	Texans	P	0	0	0	0	0	0	0	0	0	0	0	0	0	0	0	0	0	0	0	0	0	0	0	W	30-23	
10/27	Broncos	P	0	0	0	0	0	0	0	0	0	0	0	0	0	0	0	0	0	1	1	0	0	0	0	W	15-13	
11/03	at Steelers	P	0	0	0	0	0	0	0	0	0	0	0	0	0	0	0	0	0	0	0	0	0	0	0	L	24-26	
11/10	Dolphins		INACTIVE																									
11/17	Jaguars	P	0	0	0	0	0	0	0	0	0	0	0	0	0	0	0	0	0	0	0	0	0	0	0	W	33-13	
11/21	at Texans	P	0	0	0	0	0	0	0	0	0	0	0	0	0	0	0	0	0	0	0	0	0	0	0	L	17-20	
12/01	Titans	P	0	0	0	0	0	0	0	0	0	0	0	0	0	0	0	0	0	0	0	0	0	0	0	L	17-31	
12/08	at Buccaneers		INACTIVE																									
12/16	at Saints		INACTIVE																									
12/22	Panthers	P	0	0	0	0	0	0	0	0	0	0	0	0	0	0	0	0	0	0	0	0	0	0	0	W	38-6	
12/29	at Jaguars	P	0	0	0	0	0	0	0	0	0	0	0	0	0	0	0	0	0	0	0	0	0	0	0	L	20-38	
<b>2019 TOTALS</b>		<b>12-0</b>	<b>6</b>	<b>3</b>	<b>3</b>	<b>0</b>	<b>0</b>	<b>0</b>	<b>1</b>	<b>1</b>	<b>0</b>	<b>0</b>	<b>0</b>	<b>0</b>	<b>0</b>	<b>0</b>	<b>0</b>	<b>0</b>	<b>0</b>	<b>1</b>	<b>1</b>	<b>0</b>	<b>0</b>	<b>0</b>	<b>0</b>	<b>7-9</b>		

+ - Overtime



### 2020 GAME-BY-GAME REGULAR-SEASON STATISTICS (COLTS)

DATE	OPPONENT	P/S	TACKLES						INTERCEPTIONS					FUMBLES			ST			MISC		W/L	SCORE					
			TK	S	A	SK	YDS	TFL	YDS	QBH	NO	YDS	LG	TD	PD	FF	FR	TD	YDS	TK	S			A	FF	FR	S	A
09/13	at Jaguars	P	0	0	0	0	0	0	0	0	0	0	0	0	0	0	0	0	0	0	0	0	0	0	0	L	20-27	
09/20	Vikings		ON INACTIVE LIST																								W	28-11
09/27	Jets	P	0	0	0	0	0	0	0	0	0	0	0	0	0	0	0	0	1	1	0	0	0	0	0	W	36-7	
10/04	at Bears	P	0	0	0	0	0	0	0	0	0	0	0	0	0	0	0	0	1	1	0	0	0	0	0	W	19-11	
10/11	at Browns	P	0	0	0	0	0	0	0	0	0	0	0	0	0	0	0	0	2	1	1	0	0	0	0	L	23-32	
10/18	Bengals	P	0	0	0	0	0	0	0	0	0	0	0	0	0	0	0	0	0	0	0	0	0	0	0	W	31-27	
11/01	at Lions	P	0	0	0	0	0	0	0	0	0	0	0	0	0	0	0	0	0	0	0	0	0	0	0	W	41-21	
11/08	Ravens	P	0	0	0	0	0	0	0	0	0	0	0	0	0	0	0	0	0	0	0	0	0	0	0	L	10-24	
11/12	at Titans	P	0	0	0	0	0	0	0	0	0	0	0	0	0	0	0	0	0	0	0	0	0	0	0	W	34-17	
11/22	Packers	P	0	0	0	0	0	0	0	0	0	0	0	0	0	0	0	0	1	1	1	0	0	0	0	W	34-31+	
11/29	Titans	P	0	0	0	0	0	0	0	0	0	0	0	0	0	0	0	0	0	0	0	0	0	0	0	L	26-45	
12/06	at Texans	P	0	0	0	0	0	0	0	0	0	0	0	0	0	0	0	0	0	0	0	0	0	0	0	W	26-20	
12/13	at Raiders	P	0	0	0	0	0	0	0	0	0	0	0	0	0	0	0	0	0	0	0	0	0	0	0	W	44-27	
12/20	Texans	P	0	0	0	0	0	0	0	0	0	0	0	0	0	0	0	0	1	1	0	0	0	0	0	W	27-20	
12/27	at Steelers	P	0	0	0	0	0	0	0	0	0	0	0	0	0	0	0	0	2	1	1	0	0	0	0	L	24-28	
01/03	Jaguars	P	0	0	0	0	0	0	0	0	0	0	0	0	0	0	0	0	1	1	0	0	0	0	0	W	28-14	
<b>2021 TOTALS</b>		<b>15-0</b>	<b>0</b>	<b>0</b>	<b>0</b>	<b>0</b>	<b>0</b>	<b>0</b>	<b>0</b>	<b>0</b>	<b>0</b>	<b>0</b>	<b>0</b>	<b>0</b>	<b>0</b>	<b>0</b>	<b>0</b>	<b>9</b>	<b>7</b>	<b>2</b>	<b>0</b>	<b>0</b>	<b>0</b>	<b>0</b>	<b>11-5</b>			

+ - Overtime

### 2021 GAME-BY-GAME REGULAR-SEASON STATISTICS (COLTS)

DATE	OPPONENT	P/S	TACKLES						INTERCEPTIONS					FUMBLES			ST			MISC		W/L	SCORE				
			TK	S	A	SK	YDS	TFL	YDS	QBH	NO	YDS	LG	TD	PD	FF	FR	TD	YDS	TK	S			A	FF	FR	S
09/12	Seahawks	P	0	0	0	0	0	0	0	0	0	0	0	0	0	0	0	0	0	0	0	0	0	0	0	L	16-28
09/19	Rams	P	1	1	0	0	0	0	0	0	0	0	0	0	1	0	0	0	0	0	0	0	0	0	0	L	24-27
09/26	at Titans	P	0	0	0	0	0	0	0	0	0	0	0	0	0	0	0	0	1	1	0	0	0	0	0	L	16-25
10/03	at Dolphins	P	0	0	0	0	0	0	0	0	0	0	0	0	0	0	0	0	0	0	0	0	0	0	0	W	27-17
10/11	at Ravens	P	0	0	0	0	0	0	0	0	0	0	0	0	0	0	0	0	3	2	1	0	0	0	0	L	25-31+
10/17	Texans	P	1	1	0	0	0	0	0	0	0	0	0	0	0	0	0	0	1	1	0	0	0	0	0	W	31-3
10/24	at 49ers	P	0	0	0	0	0	0	0	0	0	0	0	0	0	0	0	0	3	2	1	0	0	0	0	W	30-18
10/31	Titans	P	3	2	1	0	0	0	0	0	0	0	0	0	0	0	0	0	0	0	0	0	0	0	0	L	31-34+
11/04	Jets	P	0	0	0	0	0	0	0	0	0	0	0	0	0	0	0	0	1	1	0	0	0	0	0	W	45-30
11/14	Jaguars	P	0	0	0	0	0	0	0	0	0	0	0	0	0	0	0	0	1	1	0	0	0	0	0	W	23-17
11/21	at Bills	P	2	1	1	0	0	0	0	0	0	0	0	0	0	0	0	0	0	0	0	0	0	0	0	W	41-15
11/28	Buccaneers	P	0	0	0	0	0	0	0	0	0	0	0	0	0	0	0	0	0	0	0	0	0	0	0	L	31-38
12/05	at Texans	P	1	1	0	0	0	0	0	0	0	0	0	0	0	0	0	0	1	0	1	0	0	0	0	W	31-0
12/18	Patriots	P	1	0	1	0	0	0	0	0	0	0	0	0	0	0	0	0	1	1	0	0	0	0	0	W	27-17
12/25	at Cardinals	S	9	8	1	0	0	0	0	0	0	0	0	1	0	0	0	0	0	0	0	0	0	0	0	W	22-16
01/02	Raiders	P	0	0	0	0	0	0	0	0	0	0	0	0	0	0	0	0	1	0	1	0	0	0	0	L	20-23
01/09	at Jaguars	P	0	0	0	0	0	0	0	0	0	0	0	0	0	0	0	0	0	0	0	0	0	0	0	L	11-26
<b>2021 TOTALS</b>		<b>17-1</b>	<b>18</b>	<b>14</b>	<b>4</b>	<b>0.0</b>	<b>0.0</b>	<b>0</b>	<b>0</b>	<b>0</b>	<b>0</b>	<b>0</b>	<b>0</b>	<b>1</b>	<b>1</b>	<b>0</b>	<b>0</b>	<b>13</b>	<b>9</b>	<b>4</b>	<b>0</b>	<b>0</b>	<b>0</b>	<b>0</b>	<b>9-8</b>		

+ - Overtime

### 2022 GAME-BY-GAME REGULAR-SEASON STATISTICS (COLTS)

DATE	OPPONENT	P/S	TACKLES						INTERCEPTIONS					FUMBLES			ST			MISC		W/L	SCORE				
			TK	S	A	SK	YDS	TFL	YDS	QBH	NO	YDS	LG	TD	PD	FF	FR	TD	YDS	TK	S			A	FF	FR	S
09/11	at Texans	S	7	3	4	1.0	7.0	0	0	1	0	0	0	0	0	1	0	0	0	0	0	0	0	0	0	T	20-20
09/18	at Jaguars	S	5	5	0	0.0	0.0	2	3	0	0	0	0	0	0	0	0	0	0	0	0	0	0	0	0	L	0-24
09/25	Chiefs	P	1	0	1	0.0	0.0	0	0	0	0	0	0	0	1	0	0	0	0	1	1	0	0	0	0	W	20-17
10/02	Titans	S	3	1	2	0.0	0.0	0	0	0	0	0	0	0	0	0	0	0	0	0	0	0	0	0	0	L	17-24
10/06	at Broncos	S	1	0	1	0.0	0.0	0	0	0	0	0	0	0	0	0	0	0	0	0	0	0	0	0	0	W	12-9+
10/16	Jaguars	P	4	2	2	0.0	0.0	1	2	0	0	0	0	0	0	0	0	0	2	0	2	0	0	0	0	W	34-27
10/23	at Titans	P	4	4	0	0.0	0.0	1	1	0	0	0	0	0	0	0	0	0	0	0	0	0	0	0	0	L	10-19
10/30	Commanders	P	3	2	1	0.0	0.0	1	1	0	0	0	0	0	0	0	0	0	0	0	0	0	0	0	0	L	16-17
11/06	at Patriots	P	0	0	0	0.0	0.0	0	0	0	0	0	0	0	0	0	0	0	1	1	0	0	0	0	0	L	3-26
11/13	at Raiders	P	3	2	1	0.0	0.0	0	0	0	0	0	0	0	0	0	0	0	0	0	0	0	0	0	0	W	25-20
11/20	Eagles	P	1	1	0	0.0	0.0	0	0	0	0	0	0	0	0	0	0	0	0	0	0	0	0	0	0	L	16-17
11/28	Steelers	P	6	2	4	0.0	0.0	1	0	0	0	0	0	0	0	0	0	0	1	1	0	0	0	0	0	L	17-24
12/04	at Cowboys	P	2	1	1	0.0	0.0	0	0	0	0	0	0	0	0	0	0	0	1	1	0	0	0	0	0	L	19-54
12/17	at Vikings	S	1	1	0	0.0	0.0	0	0	0	0	0	0	0	0	0	0	0	2	1	1	0	0	0	0	L	36-39+
<b>2022 TOTALS</b>		<b>14-5</b>	<b>41</b>	<b>24</b>	<b>17</b>	<b>1.0</b>	<b>7.0</b>	<b>6</b>	<b>7</b>	<b>1</b>	<b>0</b>	<b>0</b>	<b>0</b>	<b>0</b>	<b>1</b>	<b>1</b>	<b>0</b>	<b>0</b>	<b>8</b>	<b>5</b>	<b>3</b>	<b>0</b>	<b>0</b>	<b>0</b>	<b>4-9-1</b>		

+ - Overtime



# 45

# E.J. SPEED

## LINEBACKER



### 2020 GAME-BY-GAME POSTSEASON STATISTICS (COLTS)

DATE	OPPONENT	P/S	TACKLES							INTERCEPTIONS				FUMBLES			ST			MISC		SCORE					
			TK	S	A	SK	YDS	TFL	YDS	QBH	NO	YDS	LG	TD	PD	FF	FR	TD	YDS	TK	S		A	FF	FR	S	A
01/09	at Bills	P	0	0	0	0.0	0.0	0	0	0	0	0	0	0	0	0	0	0	1	1	0	0	0	0	0	L	24-27
<b>2020 TOTALS</b>		<b>1-0</b>	<b>0</b>	<b>0</b>	<b>0</b>	<b>0.0</b>	<b>0.0</b>	<b>0</b>	<b>0</b>	<b>0</b>	<b>0</b>	<b>0</b>	<b>0</b>	<b>0</b>	<b>0</b>	<b>0</b>	<b>0</b>	<b>1</b>	<b>1</b>	<b>0</b>	<b>0</b>	<b>0</b>	<b>0</b>	<b>0</b>	<b>0</b>	<b>0-1</b>	



**@EJ\_SPEED**

# 90 GROVER STEWART

DEFENSIVE TACKLE



**GROVER STEWART**: SELECTED BY THE COLTS IN THE FOURTH ROUND (144TH OVERALL) OF THE 2017 NFL DRAFT.

**6-4 • 314 LBS**

**NFL EXP: 6**

**(6TH YEAR WITH THE COLTS)**

**BORN: 10/20/93**



**COLLEGE:**  
**ALBANY STATE**

## 4TH-AND-SHORT

- In his first five seasons, he accumulated 169 tackles (97 solo), 16.0 tackles for loss, 4.5 sacks, four passes defended and one forced fumble in 79 games (47 starts).
- In 2020, he recorded career highs in total tackles (53) and tackles for loss (6.0).
- Four-time First Team SIAC All-Conference honoree.

## DOWN THE STRETCH

**Favorite team and/or athlete outside of football:** LeBron James

**Hobbies outside of football:** Fishing, riding four wheelers and working on cars

**What is something interesting about you that most people may not know:** In high school, I ran the 100 meters in track.

**Favorite food:** Wings and hamburgers

**Favorite vacation spot:** Pensacola, Fla.

**If you could have lunch with three people, living or dead, who would they be:** My grandma, my granddad and my son

**What is your pregame ritual:** I always look at my son's picture, because I know he's going to be my No. 1 fan and that pushes me.

**What is your main motivation as a player:** My son is my biggest motivation. I always know I didn't have much, so I want him to have it. That's pushing me.

**What's on your bucket list:** I want to go skydiving.

**What was your first job or your most unique job growing up:** I was a country guy so working in fields. I worked in a watermelon patch. In college my first real job was at a pecan mill pushing barrels.

**Did you have an important coach or mentor growing up:** My high school coach Dondrial Pinkins. He was the one that pushed me and made me open my eyes and realize everything.

**What's the one thing you couldn't live without:** My parents





### GROVER THE MECHANIC

When Stewart's not pushing around offensive linemen on the football field, he loves to be tinkering under the hood of an old car. "I love working on cars," Stewart said. "I used to always watch my dad work on cars, and I said, 'I need to figure out how to work on those just in case I have problems.'" But Stewart has taken his mechanical interest beyond just the ability to make a needed repair. These days he's looking to take old or damaged vehicles, fix them up and sell them for a profit. He worked on a Ford F-250 Lariat during the 2018 offseason.

### A KID FROM CAMILLA

Stewart is a self-proclaimed "country boy" from the small town of Camilla, Ga. (population around 5,000). He's proud of his unlikely journey from a tiny community to the NFL and wants to help those that come after him. "It means a lot to me, because I'm opening doors to younger guys and the guys from back home," Stewart said. "They see me and I tell them, 'It doesn't matter where you're from. It's all about the hard work you put in and the decisions you make.' I want to say the biggest thing I did was make better decisions. Coming from there, I just tell the guys, 'Just keep your head up, stay focused on the goal.' I stayed focused and look what happened."

Camilla, Ga.



### THREE-POINT STANCE SPRINTER

Believe it or not, Stewart dabbled in some sprinting in high school. He was a thrower on the track & field team but had surprising quickness for a big man. After sizing up the competition at one meet, Stewart decided he could take the field. "I was just checking out the guys and I was like, 'Yeah, I know I'm faster than them,'" he said. His coach gave him the go-ahead to give it a shot. "Everybody was looking at me on the start line. I didn't know how to use the blocks, so I got in a three-point stance. I want to say I was in first after the first 50 (meters), but towards the end they were passing by me. But I still came in third place."

### NFL HIGHLIGHTS

- In six seasons with the Colts, he has competed in 93 games (61 starts) and has totaled 231 tackles (139 solo), 25.0 tackles for loss, 8.5 sacks, six passes defensed, one forced fumble, one fumble recovery two field goal blocks. Has appeared in three postseason games (one start) and has recorded four tackles (three solo).
- Has started 13 games in 2022 and has registered 62 tackles (42 solo), 9.0 tackles for loss, 4.0 sacks, one pass defensed and one fumble recovery. In Week 5 at Denver, Stewart blocked a field goal in the third quarter. It marked Indianapolis' first blocked field goal since Denico Autry did it in Week 15 of 2018 vs. Dallas. In Week 7 at Tennessee, he tallied single-game career highs in tackles (12) and solo tackles (six). Since at least 1994, his 12 tackles rank first by a Colts defensive tackle in a single game. In Week 10 at Las Vegas, he tallied four tackles (three solo), 2.0 tackles for loss and 1.0 sack. In Week 13 at Dallas, he compiled five tackles (two solo) and blocked an extra point. It marked the first blocked extra point by the Colts since Denico Autry in Week 10 of 2018.
- In 2021, he started all 17 games and recorded 46 tackles (23 solo), 2.0 tackles for loss, 1.0 sack, one pass defensed and one forced fumble. In Week 4 at Miami, he compiled three tackles (two solo), 1.0 sack and one forced fumble. He registered a strip-sack in the fourth quarter that was recovered by Darius Leonard. In Week 6 vs. Houston, he tallied a single-game career-high seven tackles (two solo).
- Started all 16 games for the first time in 2020 and tallied 53 tackles (40 solo), 6.0 tackles for loss, half a sack and one pass defensed. Among NFL defensive tackles, he had the most solo tackles and tied for ninth in total tackles.

### NFL HIGHLIGHTS CONT...

- In Week 10 at Tennessee, he recorded five tackles (three solo) and 1.0 tackle for loss. Started one postseason contest and registered two solo tackles.
- In 2019, played in all 16 games (13 starts) and recorded 30 tackles (14 solo), 5.0 tackles for loss, 3.0 sacks and one pass defensed. In Week 2 at Tennessee, he recorded four tackles (one solo), 1.0 tackle for loss and his first career sack. In Week 16 vs. Carolina, he tallied two solo tackles, 1.0 tackle for loss and 1.0 sack.
- Appeared in 15 games (one start) in 2018 and had 17 tackles (eight solo) and 2.0 tackles for loss. Made his first career start in Week 6 at the New York Jets. Played in two postseason contests and had two tackles (one solo) and half a sack.
- Competed in 15 games during his 2017 rookie season and totaled 23 tackles (12 solo) and 1.0 tackle for loss.





### SINGLE-GAME HIGHS: DEFENSIVE

<b>Total Tackles</b>	12 at Tennessee Titans, Oct 23, 2022 8 vs. Washington Commanders, Oct 30, 2022 7 vs. Houston Texans, Oct 17, 2021	<b>Passes Defensed</b>	1 at Minnesota Vikings, Dec 17, 2022 ...6 more at 1.
<b>Solo Tackles</b>	7 at Tennessee Titans, Oct 23, 2022 6 vs. Washington Commanders, Oct 30, 2022 5 at Houston Texans, Sep 11, 2022	<b>Forced Fumbles</b>	1 at Miami Dolphins, Oct 03, 2021
<b>Sacks</b>	1.0 at Las Vegas Raiders, Nov 13, 2022 ...6 more at 1.0.	<b>Tackles For Loss</b>	2 at Las Vegas Raiders, Nov 13, 2022 ...3 more at 2.

### SINGLE-GAME HIGHS - POSTSEASON: DEFENSIVE

<b>Total Tackles</b>	2 at Buffalo Bills, Jan 09, 2021 1 at Kansas City Chiefs, Jan 12, 2019 ...1 more at 1.	<b>Sacks</b>	0.5 at Houston Texans, Jan 05, 2019
<b>Solo Tackles</b>	2 at Buffalo Bills, Jan 09, 2021 1 at Kansas City Chiefs, Jan 12, 2019		

### 2017 GAME-BY-GAME REGULAR-SEASON STATISTICS (COLTS)

DATE	OPPONENT	P/S	TACKLES							INTERCEPTIONS				FUMBLES			ST			MISC		W/L	SCORE				
			TK	S	A	SK	YDS	TFL	YDS	QBH	NO	YDS	LG	TD	PD	FF	FR	TD	YDS	TK	S			A	FF	FR	S
09/10	at Rams		INACTIVE																				L	9-46			
09/17	Cardinals	P	0	0	0	0	0	0	0	0	0	0	0	0	0	0	0	0	0	0	0	0	0	0	0	L	13-16+
09/24	Browns	P	0	0	0	0	0	0	0	0	0	0	0	0	0	0	0	0	0	0	0	0	0	0	0	W	31-28
10/01	at Seahawks	P	1	0	1	0	0	0	0	0	0	0	0	0	0	0	0	0	0	0	0	0	0	0	0	L	18-46
10/08	49ers	P	0	0	0	0	0	0	0	0	0	0	0	0	0	0	0	0	0	0	0	0	0	0	0	W	26-23+
10/16	at Titans	P	1	1	0	0	0	0	0	0	0	0	0	0	0	0	0	0	0	0	0	0	0	0	0	L	22-36
10/22	Jaguars	P	4	2	2	0	0	1	6	0	0	0	0	0	0	0	0	0	0	0	0	0	0	0	0	L	0-27
10/29	at Bengals	P	0	0	0	0	0	0	0	0	0	0	0	0	0	0	0	0	0	0	0	0	0	0	0	L	23-24
11/05	at Texans	P	2	1	1	0	0	0	0	0	0	0	0	0	0	0	0	0	0	0	0	0	0	0	0	W	20-14
11/12	Steelers	P	1	0	1	0	0	0	0	0	0	0	0	0	0	0	0	0	0	0	0	0	0	0	0	L	17-20
11/26	Titans	P	2	1	1	0	0	0	0	0	0	0	0	0	0	0	0	0	0	0	0	0	0	0	0	L	16-20
12/03	at Jaguars	P	0	0	0	0	0	0	0	0	0	0	0	0	0	0	0	0	0	0	0	0	0	0	0	L	10-30
12/10	at Bills	P	4	4	0	0	0	0	0	0	0	0	0	0	0	0	0	0	0	0	0	0	0	0	0	L	7-13+
12/14	Broncos	P	4	1	3	0	0	0	0	0	0	0	0	0	0	0	0	0	0	0	0	0	0	0	0	L	13-25
12/23	at Ravens	P	1	1	0	0	0	0	0	0	0	0	0	0	0	0	0	0	0	0	0	0	0	0	0	L	16-23
12/31	Texans	P	3	1	2	0	0	0	0	0	0	0	0	0	0	0	0	0	0	0	0	0	0	0	0	W	22-13
<b>2017 TOTALS</b>			<b>15-0</b>	<b>23</b>	<b>12</b>	<b>11</b>	<b>0.0</b>	<b>0.0</b>	<b>1</b>	<b>6</b>	<b>0</b>	<b>0</b>	<b>0</b>	<b>0</b>	<b>0</b>	<b>0</b>	<b>0</b>	<b>0</b>	<b>0</b>	<b>0</b>	<b>0</b>	<b>0</b>	<b>0</b>	<b>0</b>	<b>0</b>	<b>4-12</b>	

+ - Overtime

### 2018 GAME-BY-GAME REGULAR-SEASON STATISTICS (COLTS)

DATE	OPPONENT	P/S	TACKLES							INTERCEPTIONS				FUMBLES			ST			MISC		W/L	SCORE				
			TK	S	A	SK	YDS	TFL	YDS	QBH	NO	YDS	LG	TD	PD	FF	FR	TD	YDS	TK	S			A	FF	FR	S
09/09	Bengals	P	0	0	0	0	0	0	0	0	0	0	0	0	0	0	0	0	0	0	0	0	0	0	0	L	23-34
09/16	at Redskins	P	0	0	0	0	0	0	0	0	0	0	0	0	0	0	0	0	0	0	0	0	0	0	0	W	21-9
09/23	at Eagles	P	1	1	0	0	0	0	0	0	0	0	0	0	0	0	0	0	0	0	0	0	0	0	0	L	16-20
09/30	Texans		INACTIVE																				L	34-37+			
10/04	at Patriots	P	3	0	3	0	0	0	0	0	0	0	0	0	0	0	0	0	0	0	0	0	0	0	0	L	24-38
10/14	at Jets	S	4	2	2	0	0	0	0	0	0	0	0	0	0	0	0	0	0	0	0	0	0	0	0	L	34-42
10/21	Bills	P	0	0	0	0	0	0	0	0	0	0	0	0	0	0	0	0	0	0	0	0	0	0	0	W	37-5
10/28	at Raiders	P	1	1	0	0	0	0	0	0	0	0	0	0	0	0	0	0	0	0	0	0	0	0	0	W	42-28
11/11	Jaguars	P	4	3	1	0	0	1	2	0	0	0	0	0	0	0	0	0	0	0	0	0	0	0	0	W	29-26
11/18	Titans	P	0	0	0	0	0	0	0	0	0	0	0	0	0	0	0	0	0	0	0	0	0	0	0	W	38-10
11/25	Dolphins	P	0	0	0	0	0	0	0	0	0	0	0	0	0	0	0	0	0	0	0	0	0	0	0	W	27-24
12/02	at Jaguars	P	1	0	1	0	0	0	0	0	0	0	0	0	0	0	0	0	0	0	0	0	0	0	0	L	0-6
12/09	at Texans	P	0	0	0	0	0	0	0	0	0	0	0	0	0	0	0	0	0	0	0	0	0	0	0	W	24-21
12/16	Cowboys	P	1	0	1	0	0	0	0	0	0	0	0	0	0	0	0	0	0	0	0	0	0	0	0	W	23-0
12/23	Giants	P	1	0	1	0	0	0	0	0	0	0	0	0	0	0	0	0	0	0	0	0	0	0	0	W	28-27
12/30	at Titans	P	1	1	0	0	0	1	3	0	0	0	0	0	0	0	0	0	0	0	0	0	0	0	0	W	33-17
<b>2018 TOTALS</b>			<b>15-1</b>	<b>17</b>	<b>8</b>	<b>9</b>	<b>0.0</b>	<b>0.0</b>	<b>2</b>	<b>5</b>	<b>0</b>	<b>0</b>	<b>0</b>	<b>0</b>	<b>0</b>	<b>0</b>	<b>0</b>	<b>0</b>	<b>0</b>	<b>0</b>	<b>0</b>	<b>0</b>	<b>0</b>	<b>0</b>	<b>0</b>	<b>10-6</b>	

+ - Overtime



### 2019 GAME-BY-GAME REGULAR-SEASON STATISTICS (COLTS)

DATE	OPPONENT	P/S	TACKLES							INTERCEPTIONS				FUMBLES			ST			MISC		W/L	SCORE					
			TK	S	A	SK	YDS	TFL	YDS	QBH	NO	YDS	LG	TD	PD	FF	FR	TD	YDS	TK	S			A	FF	FR	S	A
09/08	at Chargers	P	1	0	1	0.0	0.0	0	0	0	0	0	0	0	0	0	0	0	0	0	0	0	0	0	0	0	L	24-30+
09/15	at Titans	P	4	1	3	1.0	8.0	1	8	1	0	0	0	0	0	0	0	0	0	0	0	0	0	0	0	0	W	19-17
09/22	Falcons	P	0	0	0	0.0	0.0	0	0	1	0	0	0	0	0	0	0	0	0	0	0	0	0	0	0	0	W	27-24
09/29	Raiders	S	0	0	0	0.0	0.0	0	0	0	0	0	0	0	0	0	0	0	0	0	0	0	0	0	0	L	24-31	
10/06	at Chiefs	S	2	2	0	1.0	10.0	1	10	1	0	0	0	0	0	0	0	0	0	0	0	0	0	0	0	W	19-13	
10/20	Texans	S	2	1	1	0.0	0.0	0	0	0	0	0	0	0	0	0	0	0	0	0	0	0	0	0	0	W	30-23	
10/27	Broncos	S	1	1	0	0.0	0.0	0	0	0	0	0	0	0	0	0	0	0	0	0	0	0	0	0	0	W	15-13	
11/03	at Steelers	S	5	2	3	0.0	0.0	1	1	0	0	0	0	0	0	0	0	0	0	0	0	0	0	0	0	L	24-26	
11/10	Dolphins	S	4	3	1	0.0	0.0	1	2	0	0	0	0	0	0	0	0	0	0	0	0	0	0	0	0	L	12-16	
11/17	Jaguars	S	2	0	2	0.0	0.0	0	0	0	0	0	0	0	1	0	0	0	0	0	0	0	0	0	0	W	33-13	
11/21	at Texans	S	1	0	1	0.0	0.0	0	0	0	0	0	0	0	0	0	0	0	0	0	0	0	0	0	0	L	17-20	
12/01	Titans	S	3	1	2	0.0	0.0	0	0	0	0	0	0	0	0	0	0	0	0	0	0	0	0	0	0	L	17-31	
12/08	at Buccaneers	S	2	1	1	0.0	0.0	0	0	0	0	0	0	0	0	0	0	0	0	0	0	0	0	0	0	L	35-38	
12/16	at Saints	S	0	0	0	0.0	0.0	0	0	1	0	0	0	0	0	0	0	0	0	0	0	0	0	0	0	L	7-34	
12/22	Panthers	S	2	2	0	1.0	11.0	1	11	1	0	0	0	0	0	0	0	0	0	0	0	0	0	0	0	W	38-6	
12/29	at Jaguars	S	1	0	1	0.0	0.0	0	0	0	0	0	0	0	0	0	0	0	0	0	0	0	0	0	0	L	20-38	
<b>2019 TOTALS</b>			<b>16-13</b>	<b>30</b>	<b>14</b>	<b>16</b>	<b>3.0</b>	<b>29.0</b>	<b>5</b>	<b>32</b>	<b>5</b>	<b>0</b>	<b>0</b>	<b>0</b>	<b>0</b>	<b>1</b>	<b>0</b>	<b>0</b>	<b>0</b>	<b>0</b>	<b>0</b>	<b>0</b>	<b>0</b>	<b>0</b>	<b>0</b>	<b>0</b>	<b>7-9</b>	

+ - Overtime

### 2020 GAME-BY-GAME REGULAR-SEASON STATISTICS (COLTS)

DATE	OPPONENT	P/S	TACKLES							INTERCEPTIONS				FUMBLES			ST			MISC		W/L	SCORE				
			TK	S	A	SK	YDS	TFL	YDS	QBH	NO	YDS	LG	TD	PD	FF	FR	TD	YDS	TK	S			A	FF	FR	S
09/13	at Jaguars	S	4	3	1	0.0	0.0	0	0	0	0	0	0	0	0	0	0	0	0	0	0	0	0	0	0	L	20-27
09/20	Vikings	S	2	2	0	0.0	0.0	0	0	0	0	0	0	0	0	0	0	0	0	0	0	0	0	0	0	W	28-11
09/27	Jets	S	3	3	0	0.0	0.0	1	1	0	0	0	0	0	0	0	0	0	0	0	0	0	0	0	0	W	36-7
10/04	at Bears	S	3	1	2	0.0	0.0	0	0	0	0	0	0	0	0	0	0	0	0	0	0	0	0	0	0	W	19-11
10/11	at Browns	S	6	4	2	0.0	0.0	0	0	0	0	0	0	0	0	0	0	0	0	0	0	0	0	0	0	L	23-32
10/18	Bengals	S	5	4	1	0.0	0.0	0	0	0	0	0	0	0	0	0	0	0	0	0	0	0	0	0	0	W	31-27
11/01	at Lions	S	2	1	1	0.0	0.0	0	0	0	0	0	0	0	0	0	0	0	0	0	0	0	0	0	0	W	41-21
11/08	Ravens	S	4	3	1	0.0	0.0	2	1	0	0	0	0	0	1	0	0	0	0	0	0	0	0	0	0	L	10-24
11/12	at Titans	S	5	3	2	0.0	0.0	1	1	0	0	0	0	0	0	0	0	0	0	0	0	0	0	0	0	W	34-17
11/22	Packers	S	2	1	1	0.0	0.0	0	0	0	0	0	0	0	0	0	0	0	0	0	0	0	0	0	0	W	34-31+
11/29	Titans	S	4	3	1	0.0	0.0	0	0	0	0	0	0	0	0	0	0	0	0	0	0	0	0	0	0	L	26-45
12/06	at Texans	S	3	3	0	0.0	0.0	0	0	1	0	0	0	0	0	0	0	0	0	0	0	0	0	0	0	W	26-20
12/13	at Raiders	S	2	2	0	0.0	0.0	0	0	1	0	0	0	0	0	0	0	0	0	0	0	0	0	0	0	W	44-27
12/20	Texans	S	1	1	0	0.0	0.0	0	0	0	0	0	0	0	0	0	0	0	0	0	0	0	0	0	0	W	27-20
12/27	at Steelers	S	2	2	0	0.0	0.0	1	1	1	0	0	0	0	0	0	0	0	0	0	0	0	0	0	0	L	24-28
01/03	Jaguars	S	5	4	1	0.5	3.5	1	2	2	0	0	0	0	0	0	0	0	0	0	0	0	0	0	0	W	28-14
<b>2020 TOTALS</b>			<b>16-16</b>	<b>53</b>	<b>40</b>	<b>13</b>	<b>0.5</b>	<b>3.5</b>	<b>6</b>	<b>6</b>	<b>5</b>	<b>0</b>	<b>0</b>	<b>0</b>	<b>0</b>	<b>1</b>	<b>0</b>	<b>0</b>	<b>0</b>	<b>0</b>	<b>0</b>	<b>0</b>	<b>0</b>	<b>0</b>	<b>0</b>	<b>11-5</b>	

+ - Overtime



# 17

# MIKE STRACHAN

WIDE RECEIVER

(Strawn)



**MIKE STRACHAN**: SELECTED BY THE COLTS IN THE SEVENTH ROUND (229TH OVERALL) OF THE 2021 NFL DRAFT.

**6-5 · 225 LBS**

**NFL EXP: 2**

**(2ND YEAR WITH THE COLTS)**

**BORN: 8/13/97**



**COLLEGE:  
CHARLESTON**

## 4TH-AND-SHORT

- In his rookie season, he compiled two receptions for 26 yards in five games.
- Garnered Second Team All-America honors in 2019 after he set the single-season school records in receptions (78), receiving yards (1,319) and touchdowns (19).
- Holds the single-game school records for most receptions (13 vs. Urbana) and receiving yards (207 vs. Notre Dame College).
- Ran track at Charleston and set the school record in the 400 meters [47.59].
- A native of Freeport, Bahamas.



@Mike\_Playmaker



@mike\_playmaker





### THE FAMILY WAY

Growing up in the Bahamas, Strachan always had his sights on football, which is something most kids from Freeport don't even know about. Strachan had an upper hand though, with a father who played football in the states – in high school in South Florida and also collegiately at Bethune-Cookman. Although his dad, Jerome Strachan, never made it to the NFL, he wanted to give his kids all the resources to pursue their dreams of doing so. As a child, Strachan would practice football drills with his dad, sometimes even having to do them at a golf course because that is where the best grass was. Jerome decided to send Strachan to the states when he was a sophomore in high school so he was able to play against solid competition and hopefully get noticed by colleges. He attended Liberty Christian Academy in Lynchburg, Va., and finished his career there earning a scholarship to Charleston. Now, Strachan's little brother, Prince, is trying to follow a similar path. During the COVID-19 pandemic, Prince lived with Strachan and trained with him, gaining 20 pounds of muscle while preparing for the 2021 season. The untypical path that Jerome took to chase his NFL dreams years ago has led his two boys to follow in his footsteps and make the family proud. In December of 2021, Prince committed to play football at Boise State.



### NFL HIGHLIGHTS

- Has seen action in 16 games in two seasons (2021-22) and has recorded five receptions for 85 yards.
- In 2022, he has appeared in 10 games and has registered three receptions for 59 yards.
- Appeared in six games in 2021 and tallied two receptions for 26 yards.

### COLLEGE HIGHLIGHTS

- Competed in 29 games (22 starts) at Charleston (2016-19) and tallied 127 receptions for 2,332 yards and 27 touchdowns.
- Opted out of the 2021 spring season after the fall season was cancelled due to the COVID-19 pandemic.
- In 2019, he garnered Second Team All-America and First Team All-MEC accolades after he started all 11 games and recorded 78 receptions for 1,319 yards and 19 touchdowns. He set the single-season school records in receptions (78), receiving yards (1,319) and touchdowns (19). Registered 100-yard receiving games in seven contests and tallied at least one receiving touchdown in 10 games. He posted at least 145 receiving yards in each of the first three games. Set the school record for the most receptions in a single game (13) against Urbana and also set the Charleston single-game record for most receiving yards (207) against Notre Dame College. Against Glenville State, he earned MEC Player of the Week honors after accumulating nine receptions for 175 yards.
- Started all 11 games in 2018 and posted 48 receptions for 1,007 yards and eight touchdowns. He earned First

### COLLEGE HIGHLIGHTS CONT...

- Team All-MEC honors and became the first player in school history to reach 1,000 receiving yards in a single season. Strachan tallied at least one touchdown in eight games.
- In 2017, he saw action in seven games and tallied one reception for six yards.
- Redshirted the 2016 season.

### PERSONAL

- Attended Liberty Christian Academy in Lynchburg, Va. and helped the team win a state championship in 2013.
- As a senior, he garnered all-conference honors.
- Also ran track at Charleston and set the school record in the 400 meters (47.59).
- Also lettered in basketball and track in high school.
- Didn't move to Virginia until before his sophomore season.
- Invited to the 2021 NFLPA Collegiate Bowl, but it was canceled due to the COVID-19 pandemic.
- Participated in the NFL's My Cause My Cleats initiative and represented the American Cancer Society (2021).
- His father, Jerome, played wide receiver at Bethune-Cookman. His brother, Prince, is a wide receiver at Boise State.
- Last name is pronounced Strawn.
- A native of Freeport, Bahamas.





## MIKE STRACHAN'S - NFL REGULAR SEASON STATISTICS

DATE	TEAM	GP	GS	RECEIVING					RUSHING				
				NO.	YDS.	AVG.	LG	TD	NO.	YDS.	AVG.	LG	TD
2021	Colts	6	0	2	26	13.0	16	0	0	0	0.0	0	0
2022	Colts	10	0	3	59	19.7	23	0	0	0	0.0	0	0
<b>TOTALS</b>		<b>16</b>	<b>0</b>	<b>5</b>	<b>85</b>	<b>17.0</b>	<b>23</b>	<b>0</b>	<b>0</b>	<b>0</b>	<b>0.0</b>	<b>0</b>	<b>0</b>

## MIKE STRACHAN'S - NFL REGULAR SEASON STATISTICS

DATE	TEAM	KICKOFF RETURNS					PUNT RETURNS					
		RET.	YDS.	AVG.	LG	TD	NO.	FC	YDS.	AVG.	LG	TD
2021	Colts	0	0	0.0	0	0	0	0	0	0.0	0	0
2022	Colts	0	0	0.0	0	0	0	0	0	0.0	0	0
<b>TOTALS</b>		<b>0</b>	<b>0</b>	<b>0.0</b>	<b>0</b>	<b>0</b>	<b>0</b>	<b>0</b>	<b>0</b>	<b>0.0</b>	<b>0</b>	<b>0</b>

## SINGLE-GAME HIGHS: RECEIVING

**Receptions** 2 at Houston Texans, Sep 11, 2022

...1 more at 2.

**Receiving Yards** 36 at Houston Texans, Sep 11, 2022

26 vs. Seattle Seahawks, Sep 12, 2021

23 at Jacksonville Jaguars, Sep 18, 2022

**Longest Receptions** 23 at Jacksonville Jaguars, Sep 18, 2022

20 at Houston Texans, Sep 11, 2022

16 at Houston Texans, Sep 11, 2022

...1 more at 16.

**All-Purpose Yards** 36 at Houston Texans, Sep 11, 2022

26 vs. Seattle Seahawks, Sep 12, 2021

23 at Jacksonville Jaguars, Sep 18, 2022

## 2021 GAME-BY-GAME REGULAR-SEASON STATISTICS (COLTS)

DATE	OPPONENT	P/S	RECEIVING					RUSHING					W/L	SCORE
			NO.	YDS.	AVG.	LG	TD	NO.	YDS.	AVG.	LG	TD		
09/12	Seahawks	P	2	26	13.0	16	0	0	0	0.0	0	0	L	16-28
09/19	Rams	P	0	0	0.0	0	0	0	0	0.0	0	0	L	24-27
09/26	at Titans					ON INACTIVE LIST						L	16-25	
10/03	at Dolphins	P	0	0	0.0	0	0	0	0	0.0	0	0	W	27-17
10/11	at Ravens	P	0	0	0.0	0	0	0	0	0.0	0	0	L	25-31+
10/17	Texans					ON INACTIVE LIST						W	31-3	
10/24	at 49ers	P	0	0	0.0	0	0	0	0	0.0	0	0	W	30-18
10/31	Titans					ON INACTIVE LIST						L	31-34+	
11/04	Jets	P	0	0	0.0	0	0	0	0	0.0	0	0	W	45-30
11/14	Jaguars					ON INACTIVE LIST						W	23-17	
11/21	at Bills					ON INACTIVE LIST						W	41-15	
11/28	Buccaneers					ON INACTIVE LIST						L	31-38	
12/05	at Texans					ON INACTIVE LIST						W	31-0	
12/18	Patriots					INACTIVE						W	27-17	
12/25	at Cardinals					ON INACTIVE LIST						W	22-16	
01/02	Raiders					ON INACTIVE LIST						L	20-23	
01/09	at Jaguars					ON INACTIVE LIST						L	11-26	
<b>2021 TOTALS</b>		<b>6-0</b>	<b>2</b>	<b>26</b>	<b>13.0</b>	<b>16</b>	<b>0</b>	<b>0</b>	<b>0</b>	<b>0.0</b>	<b>0</b>	<b>0</b>	<b>0</b>	<b>9-8</b>

+ - Overtime



# 17

# MIKE STRACHAN

## WIDE RECEIVER

(Strawn)



### 2022 GAME-BY-GAME REGULAR-SEASON STATISTICS (COLTS)

DATE	OPPONENT	P/S	RECEIVING					RUSHING					TD	W/L/T	SCORE
			NO.	YDS.	AVG.	LG	TD	NO.	YDS.	AVG.	LG	TD			
09/11	at Texans	P	2	36	18.0	20	0	0	0	0.0	0	0	0	T	20-20
09/18	at Jaguars	P	1	23	23.0	23	0	0	0	0.0	0	0	0	L	0-24
09/25	Chiefs	P	0	0	0.0	0	0	0	0	0.0	0	0	0	W	20-17
10/02	Titans	P	0	0	0.0	0	0	0	0	0.0	0	0	0	L	17-24
10/06	at Broncos	P	0	0	0.0	0	0	0	0	0.0	0	0	0	W	12-9+
10/16	Jaguars	P	0	0	0.0	0	0	0	0	0.0	0	0	0	W	34-27
10/23	at Titans	P	0	0	0.0	0	0	0	0	0.0	0	0	0	L	10-19
10/30	Commanders	P	0	0	0.0	0	0	0	0	0.0	0	0	0	L	16-17
11/06	at Patriots	P	0	0	0.0	0	0	0	0	0.0	0	0	0	L	3-26
11/13	at Raiders													W	25-20
11/20	Eagles													L	16-17
11/28	Steelers													L	17-24
12/04	at Cowboys	P	0	0	0.0	0	0	0	0	0.0	0	0	0	L	19-54
12/17	at Vikings													L	36-39+
<b>2022 TOTALS</b>		<b>10-0</b>	<b>3</b>	<b>59</b>	<b>19.7</b>	<b>23</b>	<b>0</b>	<b>0</b>	<b>0</b>	<b>0.0</b>	<b>0</b>	<b>0</b>	<b>0</b>	<b>4-9-1</b>	

+ - Overtime



@Mike\_Playmaker



@mike\_playmaker

# 41 GRANT STUARD

LINEBACKER

(Stew-urd)



**GRANT STUARD:** ACQUIRED BY THE COLTS IN A TRADE WITH THE TAMPA BAY BUCCANEERS ON AUGUST 30, 2022.

**5-11 • 230 LBS**  
**NFL EXP: 2**  
**(1ST YEAR WITH THE COLTS)**  
**BORN: 10/15/98**

**UH** COLLEGE:  
**HOUSTON**

## 4TH-AND-SHORT

- In his first season, he played in all 17 games for the Buccaneers (2021) and compiled four tackles (one solo), one forced fumble and 11 special teams stops.
- "Mr. Irrelevant" of the 2021 NFL Draft.
- Led the American Athletic Conference in tackles a game (8.7) in 2020.

### NFL HIGHLIGHTS

- In two seasons with the Colts (2022) and Tampa Bay Buccaneers (2021), he has seen action in 29 games and compiled four tackles (one solo), one forced fumble and 20 special teams stops. He also appeared in two postseason contests and tallied three special teams tackles.
- He has appeared in 12 games on special teams in 2022 and has recorded nine tackles.
- In 2021, he played in all 17 games for the Buccaneers and compiled four tackles (one solo), one forced fumble and 11 special teams stops. He also appeared in two postseason contests and tallied three special teams tackles.





## COLLEGE HIGHLIGHTS

- Appeared in 39 games (21 starts) at Houston (2017-20) and recorded 190 tackles (115 solo), 17.0 tackles for loss, 2.0 sacks, four passes defended and one fumble recovery.
- In 2020, he was named First Team American Athletic All-Conference after he started all seven games and compiled a team-high 61 tackles (35 solo), 5.0 tackles for loss, 1.0 sack and one fumble recovery. He was a team captain and led the American Athletic Conference with 8.7 tackles a game and finished fifth in the AAC with 5.0 solo tackles per game.
- As a junior, he started 12 games and led the team with 97 tackles (62 solo), 9.5 tackles for loss, 1.0 sack and four passes defended. He was selected Second Team American Athletic All-Conference. Finished third in the AAC in total tackles.
- In 2018, he appeared in 13 games (one start) and tallied 30 tackles (18 solo), 2.5 tackles for loss and had a team-high 11 special teams stops. He also saw time as a running back during the season and rushed five times for 35 yards.
- As a freshman, he saw action in seven games and compiled two tackles.

## ADDITIONAL TRANSACTIONS

- Selected by the Buccaneers in the seventh round (259th overall) of the 2021 NFL Draft.

## PERSONAL

- Attended Oak Ridge High School in Conroe, Texas.
- Finished his career with 154 tackles and 7.5 sacks.
- As a senior, he compiled 68 tackles, 1.5 sacks, two interceptions and two fumble recoveries. Also had 43 rushing attempts for 233 yards and three touchdowns.
- Named to the first team 12-6A all-district teams in both 2015 and 2016.
- Competed in tack and field as well.
- He was the final selection in the 2021 NFL Draft and earned the nickname, "Mr. Irrelevant."
- Qualified for the 2015 AAU Junior Olympic Championships as a member of The Wings Track Club.
- A native of Conroe, Texas.

## GRANT STUARD'S - NFL REGULAR SEASON STATISTICS

DATE	TEAM	GP	GS	TACKLES							INTERCEPTIONS					FUMBLES				ST			MISC				
				TK	S	A	TFL	YDS	SK	YDS	QBH	NO	YDS	LG	TD	PD	FF	FR	TD	YDS	TK	S	A	FF	FR	S	A
2021	Buccaneers	17	0	4	1	3	0	0	0.0	0.0	0	0	0	0	0	0	0	0	0	0	11	7	4	1	0	0	0
2022	Colts	12	0	0	0	0	0	0	0.0	0.0	0	0	0	0	0	0	0	0	0	0	9	7	2	0	0	0	0
<b>TOTALS</b>		<b>29</b>	<b>0</b>	<b>4</b>	<b>1</b>	<b>3</b>	<b>0</b>	<b>0</b>	<b>0.0</b>	<b>0.0</b>	<b>0</b>	<b>0</b>	<b>0</b>	<b>0</b>	<b>0</b>	<b>0</b>	<b>0</b>	<b>0</b>	<b>0</b>	<b>0</b>	<b>20</b>	<b>14</b>	<b>6</b>	<b>1</b>	<b>0</b>	<b>0</b>	<b>0</b>



### GRANT STUARD'S - NFL POSTSEASON STATISTICS

DATE	TEAM	GP	GS	TACKLES							INTERCEPTIONS					FUMBLES				ST			MISC							
				TK	S	A	TFL	YDS	SK	YDS	QBH	NO	YDS	LG	TD	PD	FF	FR	TD	YDS	TK	S	A	FF	S	A				
2021	Buccaneers	2	0	0	0	0	0	0	0.0	0.0	0	0	0	0	0	0	0	0	0	0	0	0	0	3	2	1	0	0	0	0
<b>TOTALS</b>		<b>2</b>	<b>0</b>	<b>0</b>	<b>0</b>	<b>0</b>	<b>0</b>	<b>0</b>	<b>0.0</b>	<b>0.0</b>	<b>0</b>	<b>0</b>	<b>0</b>	<b>0</b>	<b>0</b>	<b>0</b>	<b>0</b>	<b>0</b>	<b>0</b>	<b>0</b>	<b>0</b>	<b>0</b>	<b>3</b>	<b>2</b>	<b>1</b>	<b>0</b>	<b>0</b>	<b>0</b>	<b>0</b>	

### SINGLE-GAME HIGHS: DEFENSIVE

<b>Total Tackles</b>	2 vs. Chicago Bears, Oct 24, 2021 1 vs. Carolina Panthers, Jan 09, 2022 ...1 more at 1.	<b>Special Teams Tackles</b>	3 at Minnesota Vikings, Dec 17, 2022 ...2 more at 3.
<b>Solo Tackles</b>	1 vs. Chicago Bears, Oct 24, 2021	<b>Special Teams Forced Fumbles</b>	1 at Atlanta Falcons, Dec 05, 2021

### SINGLE-GAME HIGHS - POSTSEASON: DEFENSIVE

<b>Special Teams Tackles</b>	2 vs. Philadelphia Eagles, Jan 16, 2022 1 vs. Los Angeles Rams, Jan 23, 2022
------------------------------	---

### 2021 GAME-BY-GAME REGULAR-SEASON STATISTICS (BUCCANEERS)

DATE	OPPONENT	P/S	TACKLES							INTERCEPTIONS					FUMBLES				ST			MISC			W/L	SCORE	
			TK	S	A	SK	YDS	TFL	YDS	QBH	NO	YDS	LG	TD	PD	FF	FR	TD	YDS	TK	S	A	FF	S			A
09/09	Cowboys	P	0	0	0	0.0	0.0	0	0	0	0	0	0	0	0	0	0	0	1	1	0	0	0	0	0	W	31-29
09/19	Falcons	P	0	0	0	0.0	0.0	0	0	0	0	0	0	0	0	0	0	0	0	0	0	0	0	0	0	W	48-25
09/26	at Rams	P	0	0	0	0.0	0.0	0	0	0	0	0	0	0	0	0	0	0	0	0	0	0	0	0	L	24-34	
10/03	at Patriots	P	0	0	0	0.0	0.0	0	0	0	0	0	0	0	0	0	0	0	1	1	0	0	0	0	W	19-17	
10/10	Dolphins	P	0	0	0	0.0	0.0	0	0	0	0	0	0	0	0	0	0	0	0	0	0	0	0	0	W	45-17	
10/14	at Eagles	P	0	0	0	0.0	0.0	0	0	0	0	0	0	0	0	0	0	0	0	0	0	0	0	0	W	28-22	
10/24	Bears	P	2	1	1	0.0	0.0	0	0	0	0	0	0	0	0	0	0	0	0	0	0	0	0	0	W	38-3	
10/31	at Saints	P	0	0	0	0.0	0.0	0	0	0	0	0	0	0	0	0	0	0	0	0	0	0	0	0	L	27-36	
11/14	at Football Team	P	0	0	0	0.0	0.0	0	0	0	0	0	0	0	0	0	0	0	1	1	0	0	0	0	L	19-29	
11/22	Giants	P	0	0	0	0.0	0.0	0	0	0	0	0	0	0	0	0	0	0	0	0	0	0	0	0	W	30-10	
11/28	at Colts	P	0	0	0	0.0	0.0	0	0	0	0	0	0	0	0	0	0	0	1	0	1	0	0	0	W	38-31	
12/05	at Falcons	P	0	0	0	0.0	0.0	0	0	0	0	0	0	0	0	0	0	0	1	1	0	1	0	0	W	30-17	
12/12	Bills	P	0	0	0	0.0	0.0	0	0	0	0	0	0	0	0	0	0	0	3	1	2	0	0	0	W	33-27+	
12/19	Saints	P	0	0	0	0.0	0.0	0	0	0	0	0	0	0	0	0	0	0	0	0	0	0	0	0	L	0-9	
12/26	at Panthers	P	1	0	1	0.0	0.0	0	0	0	0	0	0	0	0	0	0	0	3	2	1	0	0	0	W	32-6	
01/02	at Jets	P	0	0	0	0.0	0.0	0	0	0	0	0	0	0	0	0	0	0	0	0	0	0	0	0	W	28-24	
01/09	Panthers	P	1	0	1	0.0	0.0	0	0	0	0	0	0	0	0	0	0	0	0	0	0	0	0	0	W	41-17	
<b>2021 TOTALS</b>	<b>17-0</b>	<b>4</b>	<b>1</b>	<b>3</b>	<b>0</b>	<b>0.0</b>	<b>0.0</b>	<b>0</b>	<b>0</b>	<b>0</b>	<b>0</b>	<b>0</b>	<b>0</b>	<b>0</b>	<b>0</b>	<b>0</b>	<b>0</b>	<b>0</b>	<b>11</b>	<b>7</b>	<b>4</b>	<b>1</b>	<b>0</b>	<b>0</b>	<b>0</b>	<b>13-4</b>	

+ - Overtime

### 2022 GAME-BY-GAME REGULAR-SEASON STATISTICS (COLTS)

DATE	OPPONENT	P/S	TACKLES							INTERCEPTIONS					FUMBLES				ST			MISC			W/L	SCORE
			TK	S	A	SK	YDS	TFL	YDS	QBH	NO	YDS	LG	TD	PD	FF	FR	TD	YDS	TK	S	A	FF	S		
09/11	at Texans	P	0	0	0	0.0	0.0	0	0	0	0	0	0	0	0	0	0	0	0	0	0	0	0	0	T	20-20
09/18	at Jaguars	P	0	0	0	0.0	0.0	0	0	0	0	0	0	0	0	0	0	0	1	0	1	0	0	0	L	0-24
09/25	Chiefs	P	0	0	0	0.0	0.0	0	0	0	0	0	0	0	0	0	0	0	1	1	0	0	0	0	W	20-17
10/02	Titans	P	0	0	0	0.0	0.0	0	0	0	0	0	0	0	0	0	0	0	0	0	0	0	0	0	L	17-24
10/06	at Broncos	P	0	0	0	0.0	0.0	0	0	0	0	0	0	0	0	0	0	0	1	1	0	0	0	0	W	12-9+
10/16	Jaguars	P	0	0	0	0.0	0.0	0	0	0	0	0	0	0	0	0	0	0	2	1	1	0	0	0	W	34-27
10/23	at Titans	P	0	0	0	0.0	0.0	0	0	0	0	0	0	0	0	0	0	0	0	0	0	0	0	0	L	10-19
10/30	Commanders																								L	16-17
11/06	at Patriots																								L	3-26
11/13	at Raiders	P	0	0	0	0.0	0.0	0	0	0	0	0	0	0	0	0	0	0	0	0	0	0	0	0	W	25-20
11/20	Eagles	P	0	0	0	0.0	0.0	0	0	0	0	0	0	0	0	0	0	0	0	0	0	0	0	0	L	16-17
11/28	Steelers	P	0	0	0	0.0	0.0	0	0	0	0	0	0	0	0	0	0	0	0	0	0	0	0	0	L	17-24
12/04	at Cowboys	P	0	0	0	0.0	0.0	0	0	0	0	0	0	0	0	0	0	0	1	1	0	0	0	0	L	19-54
12/17	at Vikings	P	0	0	0	0.0	0.0	0	0	0	0	0	0	0	0	0	0	0	3	3	0	0	0	0	L	36-39+
<b>2022 TOTALS</b>	<b>12-0</b>	<b>0</b>	<b>0</b>	<b>0</b>	<b>0.0</b>	<b>0.0</b>	<b>0</b>	<b>0</b>	<b>0</b>	<b>0</b>	<b>0</b>	<b>0</b>	<b>0</b>	<b>0</b>	<b>0</b>	<b>0</b>	<b>0</b>	<b>0</b>	<b>9</b>	<b>7</b>	<b>2</b>	<b>0</b>	<b>0</b>	<b>0</b>	<b>0</b>	<b>4-9-1</b>

+ - Overtime



### 2021 GAME-BY-GAME POSTSEASON STATISTICS (BUCCANEERS)

DATE	OPPONENT	P/S	TACKLES						INTERCEPTIONS					FUMBLES			ST				MISC		W/L	SCORE				
			TK	S	A	SK	YDS	TFL	YDS	QBH	NO	YDS	LG	TD	PD	FF	FR	TD	YDS	TK	S	A			FF	FR	S	A
01/16	Eagles	P	0	0	0	0	0	0	0	0	0	0	0	0	0	0	0	0	2	1	1	0	0	0	0	0	W	31-15
01/23	Rams	P	0	0	0	0	0	0	0	0	0	0	0	0	0	0	0	0	1	1	0	0	0	0	0	0	L	27-30
<b>2021 TOTALS</b>	<b>Rams</b>	<b>2-0</b>	<b>0</b>	<b>0</b>	<b>0</b>	<b>0</b>	<b>0</b>	<b>0</b>	<b>0</b>	<b>0</b>	<b>0</b>	<b>0</b>	<b>0</b>	<b>0</b>	<b>0</b>	<b>0</b>	<b>0</b>	<b>3</b>	<b>2</b>	<b>1</b>	<b>0</b>	<b>0</b>	<b>0</b>	<b>0</b>	<b>0</b>	<b>1-1</b>		

# 25 RODNEY THOMAS II

SAFETY



**RODNEY THOMAS II:** SELECTED BY THE COLTS IN THE SEVENTH ROUND (239TH OVERALL) OF THE 2022 NFL DRAFT.

**6-1 · 196 LBS**  
**NFL EXP: ROOKIE**  
**BORN: 6/26/98**



**COLLEGE:**  
**YALE**

## 4TH-AND-SHORT

- Played in 33 games at linebacker and defensive back in four seasons at Yale (2017-21) and compiled 134 tackles (95 solo), 8.0 tackles for loss, 1.0 sack, 21 passes defended and six interceptions.
- First Yale player selected in the NFL Draft since 2018.
- In 2021, he was named First Team All-Ivy League and All-New England team.
- Also competed in basketball and track and was captain of the track team in high school.

### *A LATE BLOOMER*

Thomas II was one of the smaller players on the football team, let alone the school as a freshman in high school. He was 5-3 and 130 pounds as a freshman before gaining nearly 35 pounds and eight inches of height during his high school career. Thomas II started gaining attention of colleges as a senior, and decided on Yale because they had a good football program, but he also wanted a school that had a great academic program. Even though he was playing Division I football, he wasn't done growing. Thomas II sprouted up to 6-2, 200 pounds, as a senior at Yale and played multiple positions, including defensive back and linebacker. He compares his growth spurt to NBA player Anthony Davis, who gained nearly 10 inches of height during his high school career before starring at Kentucky.



@Rodney\_Thomas26



@rodney\_thomas26





### NFL HIGHLIGHTS

- Has appeared in 14 games (seven starts) in 2022 and has recorded 35 tackles (20 solo), three passes defended, two interceptions and two special teams tackles. Made his first career start in Week 4 vs. Tennessee. In Week 5 at Denver, he recorded five tackles (two solo), two passes defended and his first career interception. He became the first Colts rookie to tally an interception since Julian Blackmon in Week 6 of 2020 vs. Cincinnati.

### COLLEGE HIGHLIGHTS

- Appeared in 33 games at linebacker and defensive back in four seasons at Yale (2017-21) and compiled 134 tackles (95 solo), 8.0 tackles for loss, 1.0 sack, 21 passes defended and six interceptions.
- In 2021, he earned First Team All-Ivy League honors after he started 10 games (nine at defensive back and one at linebacker) and recorded 50 tackles (35 solo), 1.0 tackle for loss, 11 passes defended and two interceptions. Also garnered All-New England team honors and finished third in the Ivy League in passes defended and second on the team in total tackles.
- The 2020 season was cancelled due to COVID-19.
- In 2019, he garnered All-Ivy League honorable mention recognition after he started nine games at linebacker and tallied 39 tackles (26 solo), 7.0 tackles for loss, 1.0 sack, five passes defended, two interceptions and one forced fumble.
- Appeared in nine games at defensive back in 2018 and recorded 44 tackles (34 solo), five passes defended, two interceptions and one fumble recovery (returned for a touchdown).
- In 2017, he saw action in five games in a backup role at defensive back and registered one tackle.

### PERSONAL

- Attended Central Catholic High School in Pittsburgh.
- Named First-Team All-Conference as a defensive back.
- Selected to Western Pennsylvania Football Gold All-Academic Team in 2017.
- Was a member of the 2016 district champion and state runner-up team as well as the 2015 state championship team.
- Also competed in basketball and track and was captain of the track team.
- A native of Pittsburgh.

### RODNEY THOMAS II'S - NFL REGULAR SEASON STATISTICS

DATE	TEAM	GP	GS	TACKLES							QBH	INTERCEPTIONS					FUMBLES					ST			MISC		
				TK	S	A	TFL	YDS	SK	YDS		NO	YDS	LG	TD	PD	FF	FR	TD	YDS	TK	S	A	FF	FR	S	A
2022	Colts	14	7	35	20	15	0	0	0.0	0.0	0	2	35	35	0	3	0	0	0	0	2	1	1	0	0	0	0
<b>TOTALS</b>		<b>14</b>	<b>7</b>	<b>35</b>	<b>20</b>	<b>15</b>	<b>0</b>	<b>0</b>	<b>0.0</b>	<b>0.0</b>	<b>0</b>	<b>2</b>	<b>35</b>	<b>35</b>	<b>0</b>	<b>3</b>	<b>0</b>	<b>0</b>	<b>0</b>	<b>0</b>	<b>2</b>	<b>1</b>	<b>1</b>	<b>0</b>	<b>0</b>	<b>0</b>	<b>0</b>





### SINGLE-GAME HIGHS: DEFENSIVE

- Total Tackles** 7 vs. Jacksonville Jaguars, Oct 16, 2022  
5 at Denver Broncos, Oct 06, 2022  
4 at Minnesota Vikings, Dec 17, 2022  
...1 more at 4.
- Solo Tackles** 4 at New England Patriots, Nov 06, 2022  
...1 more at 4.
- Passes Defensed** 2 at Denver Broncos, Oct 06, 2022  
1 at Minnesota Vikings, Dec 17, 2022
- Interceptions** 1 at Minnesota Vikings, Dec 17, 2022  
...1 more at 1.
- Special Teams Tackles** 1 vs. Tennessee Titans, Oct 02, 2022

### 2022 GAME-BY-GAME REGULAR-SEASON STATISTICS (COLTS)

DATE	OPPONENT	P/S	TACKLES							INTERCEPTIONS					FUMBLES			ST			MISC		W/L	SCORE			
			TK	S	A	SK	YDS	TFL	YDS	QBH	NO	YDS	LG	TD	PD	FF	FR	TD	YDS	TK	S	A			FF	FR	S
09/11	at Texans	P	0	0	0	0	0	0	0	0	0	0	0	0	0	0	0	0	0	0	0	0	0	0	0	T	20-20
09/18	at Jaguars	P	0	0	0	0	0	0	0	0	0	0	0	0	0	0	0	0	0	0	0	0	0	0	0	L	0-24
09/25	Chiefs	P	2	2	0	0	0	0	0	0	0	0	0	0	0	0	0	0	0	0	0	0	0	0	0	W	20-17
10/02	Titans	S	2	2	0	0	0	0	0	0	0	0	0	0	0	0	0	0	1	1	0	0	0	0	0	L	17-24
10/06	at Broncos	S	5	2	3	0	0	0	0	0	1	35	35	0	2	0	0	0	0	0	0	0	0	0	0	W	12-9+
10/16	Jaguars	S	7	4	3	0	0	0	0	0	0	0	0	0	0	0	0	0	0	0	0	0	0	0	0	W	34-27
10/23	at Titans	S	1	1	0	0	0	0	0	0	0	0	0	0	0	0	0	0	0	0	0	0	0	0	0	L	10-19
10/30	Commanders	S	2	1	1	0	0	0	0	0	0	0	0	0	0	0	0	0	0	0	0	0	0	0	0	L	16-17
11/06	at Patriots	S	4	4	0	0	0	0	0	0	0	0	0	0	0	0	0	0	0	0	0	0	0	0	0	L	3-26
11/13	at Raiders	P	2	0	2	0	0	0	0	0	0	0	0	0	0	0	0	0	1	0	1	0	0	0	0	W	25-20
11/20	Eagles	P	1	1	0	0	0	0	0	0	0	0	0	0	0	0	0	0	0	0	0	0	0	0	0	L	16-17
11/28	Steelers	P	2	1	1	0	0	0	0	0	0	0	0	0	0	0	0	0	0	0	0	0	0	0	0	L	17-24
12/04	at Cowboys	S	3	1	2	0	0	0	0	0	0	0	0	0	0	0	0	0	0	0	0	0	0	0	0	L	19-54
12/17	at Vikings	P	4	1	3	0	0	0	0	0	1	0	0	0	1	0	0	0	0	0	0	0	0	0	0	L	36-39+
<b>2022 TOTALS</b>			<b>14-7</b>	<b>35</b>	<b>20</b>	<b>15</b>	<b>0</b>	<b>0</b>	<b>0</b>	<b>0</b>	<b>2</b>	<b>35</b>	<b>35</b>	<b>0</b>	<b>3</b>	<b>0</b>	<b>0</b>	<b>0</b>	<b>0</b>	<b>2</b>	<b>1</b>	<b>1</b>	<b>0</b>	<b>0</b>	<b>0</b>	<b>0</b>	<b>4-9-1</b>

+ - Overtime



# 29

# JORDAN WILKINS

RUNNING BACK



**JORDAN WILKINS:** SIGNED TO THE COLTS PRACTICE SQUAD ON NOVEMBER 2, 2022.

**6-1 • 208 LBS**

**NFL EXP: 4  
(4TH YEAR WITH THE COLTS)  
BORN: 7/18/94**

*OldMiss* COLLEGE:  
**MISSISSIPPI**

## 4TH-AND-SHORT

- In his first three seasons, he has appeared in 45 games (four starts) in four seasons in his time with the Colts (2018-22), Jaguars (2021) and Titans (2021) and has 195 carries for 951 yards (4.9 avg.) and four touchdowns as well as 35 receptions for 233 yards.
- In Week 8 of 2020 at DET, he registered career highs in carries (20) and rushing yards (89) while also adding one rushing touchdown.

## DOWN THE STRETCH

**Hobbies outside of football:** Anything outside. I like taking my dog on walks and being active outdoors.

**Do you have any nicknames:** They called me Deuce Deuce in college.

**Do you have any mentors:** I had a high school coach named Chris Jordan who played at the University of Memphis and he knew I had talent and he took me under his wing. He always made me work and wouldn't let me take the easy way out.

**Who is your inspiration:** My family of course. My dad worked his tail off and went over and beyond. He is always taking care of us first and putting himself second. He would work long days and then still be in a good mood and would want to hang out with us. Other than that my favorite athlete who inspires me is LeBron James. I like the way he carries himself on and off the court. He is always prepared as well and is one of the greats.

**Pets:** I have a dog named Deuce and he is a Rottweiler mixed with a German Shepherd.

**Pregame ritual:** I just pray when I wake up in the morning and go through a regular routine with treatment and stuff like that.

**What's on your bucket list:** I want to visit every continent. I want to go to Australia and do one of those jungle expeditions.

**Do you have a go to karaoke song:** Michael Jackson - "Thriller"

**Pet peeve:** People chomping their food.



# 29 JORDAN WILKINS

RUNNING BACK



## A FOOTBALL FAMILY

The Wilkins family owns a fair share of football records at the St. Benedict at Auburndale (Tenn.) High School. Jordan's brother, Trey, was a receiver who holds the school's all-time record for receiving yards and receiving touchdowns. Trey is two years older than Jordan and played at Vanderbilt. Jordan on the other hand holds the school's all-time record for rushing yards and rushing touchdowns. He also holds the single-game rushing record with 298 yards. They had the opportunity to play against each other in college when Ole Miss visited Vanderbilt on Sept. 6, 2014. Jordan was a redshirt freshman and had five carries for 27 yards as well as one reception for six yards helping Ole Miss get the victory, 41-3.



## SUPPORTING CROHNS

Wilkins wants to show his support for his family and people fighting Crohn's and Colitis. He started his support by choosing the foundation for his My Cause My Cleats initiative in 2018. He ended up giving his cleats to his cousin, Micah, who is battling the disease. In the 2019 offseason, Wilkins participated in the Memphis Take Steps Walk to raise money for the cause. "I had a great experience getting to meet some amazing people and I'm beyond thankful for the opportunity to take part." Wilkins chose the Crohn's & Colitis Foundation for the My Cause My Cleats initiative in 2019 and 2020 as well.



## NFL HIGHLIGHTS

- Has appeared in 52 games (four starts) in four seasons in his time with the Colts (2018-22), Jacksonville Jaguars (2021) and Tennessee Titans (2021) and has 201 carries for 982 yards and four touchdowns as well as 39 receptions for 248 yards. Also has registered three special teams tackles and four kickoff returns for 42 yards.
- In 2022, he has appeared in two games and rushed six times for 31 yards and added four receptions for 15 yards.
- Appeared in five games in 2021 with the Colts and Titans, and recorded one kickoff return for 17 yards. Spent time on the Jaguars practice squad as well.
- In 2020, he saw action in 15 games and tallied 84 carries for 308 yards and one touchdown, 12 receptions for 105 yards and one kickoff return for three yards. He also added two special teams stops. In Week 8 at Detroit, he had career highs in carries (20) and rushing yards (89) while adding one rushing touchdown. He also recorded one reception for 24 yards.
- Appeared in 14 games (one start) in 2019 and totaled 51 carries for 307 yards and two touchdowns as well as seven receptions for 43 yards. In Week 2 at Tennessee, he led the team in rushing with 82 yards on five carries. He had a career-long 55-yard rush in the fourth quarter, which led to a game-winning touchdown reception by T.Y. Hilton. In Week 16 vs. Carolina, he totaled nine carries for 84 yards and one touchdown.
- In 2018, he appeared in all 16 games (three starts) and had 60 carries for 336 yards and one touchdown as well as 16 receptions for 85 yards. Was one of five rookies to start Week 1. In Week 10 vs. Jacksonville, he had a then career-long 53-yard rush on his only carry of the game. Scored his first touchdown on an 18-yard rush in Week 11 vs. Tennessee.

## COLLEGE HIGHLIGHTS

- Played in 38 games (14 starts) from 2013-17 as a running back for Ole Miss. Totaled 279 rushing attempts for 1,751 yards (6.3 avg.) and 14 touchdowns and 32 receptions for 322 yards and one touchdown. Also threw a 31-yard touchdown.
- Earned Second Team All-SEC honors from Pro Football Focus in 2017.
- Became just the fifth Rebel runner to surpass the 1,000-yard mark with his 1,011 yards gained in 2017.
- As a senior in 2017, started all 12 games as the Rebels' primary running back. Registered 155 carries for 1,011 yards (6.5 avg.) and nine touchdowns and 26 receptions for 241 yards and one touchdown.
- Did not play in 2016.
- In 2015, played in all 13 games (two starts) at running back. Recorded 72 carries for 379 yards (5.3 avg.) and four touchdowns and five receptions for 75 yards.
- Helped the Rebels break a number of single-season school records, including most total yards, points, touchdowns and passing yards.
- Saw action in all 13 games at running back and on special teams in 2014. Finished second on the team with 361 rushing yards on 52 attempts (6.9 avg.) with one touchdown, while adding one six-yard reception and a 31-yard touchdown pass.
- Redshirted in 2013.



## PERSONAL

- Attended St. Benedict at Auburndale High School in Memphis, Tenn., where he became a consensus four-star prospect by all the major recruiting services.
- Rated as the No. 9 all-purpose back in the country by *247sports.com* and the nation's 20th-best back by *Rivals.com*.
- Became a three-time Division 2-AA All-State selection by the Tennessee Sports Writers Association.
- Rushed for 1,041 yards and 14 touchdowns in just seven games as a senior before suffering a season-ending knee injury.
- Rushed for 1,546 yards and 18 touchdowns as a junior and was one of three finalists for the Division 2-AA Back of the Year.

## ADDITIONAL TRANSACTIONS

- Signed to the Colts practice squad on November 14, 2022.
- Signed to the Colts active roster from the practice squad on November 12, 2022.
- Signed to the Colts practice squad on November 7, 2022.
- Signed to the Colts active roster from the practice squad on November 5, 2022.
- Waived by the Tennessee Titans on August 16, 2022.
- Signed by the Titans as a free agent on March 18, 2022.
- Released from the Tennessee practice squad on January 31, 2022.
- Signed to the Titans practice squad on January 17, 2022.
- Released from the Tennessee practice squad on January 11, 2022.
- Signed to the Titans practice squad on January 10, 2022.
- Signed to the Tennessee active roster from the practice squad on January 8, 2022.
- Signed to the Titans practice squad on December 8, 2021.
- Released from the Jacksonville Jaguars practice squad on December 7, 2021.
- Signed to the Jacksonville practice squad on November 8, 2021.
- Waived by the Colts on October 30, 2021.
- Selected by the Colts in the fifth round (169th overall) of the 2018 NFL Draft.

## JORDAN WILKINS' - NFL REGULAR SEASON STATISTICS

DATE	TEAM	RUSHING								RECEIVING			
		GP	GS	NO.	YDS.	AVG.	LG	TD	NO.	YDS.	AVG.	LG	TD
2018	Colts	16	3	60	336	5.6	53	1	16	85	5.3	17	0
2019	Colts	14	1	51	307	6.0	55	2	7	43	6.1	11	0
2020	Colts	15	0	84	308	3.7	22	1	12	105	8.8	24	0
2021	Colts	4	0	0	0	0.0	0	0	0	0	0.0	0	0
Went from <b>Indianapolis</b> to <b>Jacksonville</b> .													
2021	Jaguars	0	0	0	0	0.0	0	0	0	0	0.0	0	0
2021	TOTAL	4	0	0	0	0.0	0	0	0	0	0.0	0	0
2022	Titans	0	0	0	0	0.0	0	0	0	0	0.0	0	0
Went from <b>Tennessee</b> to <b>Indianapolis</b> .													
2022	Colts	2	0	6	31	5.2	9	0	4	15	3.8	9	0
2022	TOTAL	2	0	6	31	5.2	9	0	4	15	3.8	9	0
<b>TOTALS</b>		<b>51</b>	<b>4</b>	<b>201</b>	<b>982</b>	<b>4.9</b>	<b>55</b>	<b>4</b>	<b>39</b>	<b>248</b>	<b>6.4</b>	<b>24</b>	<b>0</b>





## JORDAN WILKINS' - NFL POSTSEASON STATISTICS

DATE	TEAM	RUSHING								RECEIVING			
		GP	GS	NO.	YDS.	AVG.	LG	TD	NO.	YDS.	AVG.	LG	TD
2018	Colts	2	0	2	9	4.5	6	0	0	0	0.0	0	0
2020	Colts	0	0	0	0	0.0	0	0	0	0	0.0	0	0
2021	Titans	0	0	0	0	0.0	0	0	0	0	0.0	0	0
<b>TOTALS</b>		<b>2</b>	<b>0</b>	<b>2</b>	<b>9</b>	<b>4.5</b>	<b>6</b>	<b>0</b>	<b>0</b>	<b>0</b>	<b>0.0</b>	<b>0</b>	<b>0</b>

## JORDAN WILKINS' - NFL REGULAR SEASON STATISTICS

DATE	TEAM	KICKOFF RETURNS					PUNT RETURNS					
		RET.	YDS.	AVG.	LG	TD	NO.	FC	YDS.	AVG.	LG	TD
2018	Colts	1	7	7.0	7	0	0	0	0	0.0	0	0
2019	Colts	1	15	15.0	15	0	0	0	0	0.0	0	0
2020	Colts	1	3	3.0	3	0	0	0	0	0.0	0	0
2021	Colts	1	17	17.0	17	0	0	0	0	0.0	0	0
					Went from Indianapolis to Jacksonville.							
2021	Jaguars	0	0	0.0	0	0	0	0	0	0.0	0	0
2021	TOTAL	1	17	17.0	17	0	0	0	0	0.0	0	0
2022	Titans	0	0	0.0	0	0	0	0	0	0.0	0	0
					Went from Tennessee to Indianapolis.							
2022	Colts	0	0	0.0	0	0	0	0	0	0.0	0	0
2022	TOTAL	0	0	0.0	0	0	0	0	0	0.0	0	0
<b>TOTALS</b>		<b>4</b>	<b>42</b>	<b>10.5</b>	<b>17</b>	<b>0</b>	<b>0</b>	<b>0</b>	<b>0</b>	<b>0.0</b>	<b>0</b>	<b>0</b>

## JORDAN WILKINS' - NFL POSTSEASON STATISTICS

DATE	TEAM	KICKOFF RETURNS					PUNT RETURNS					
		RET.	YDS.	AVG.	LG	TD	NO.	FC	YDS.	AVG.	LG	TD
2018	Colts	1	11	11.0	11	0	0	0	0	0.0	0	0
2020	Colts	0	0	0.0	0	0	0	0	0	0.0	0	0
2021	Titans	0	0	0.0	0	0	0	0	0	0.0	0	0
<b>TOTALS</b>		<b>1</b>	<b>11</b>	<b>11.0</b>	<b>11</b>	<b>0</b>	<b>0</b>	<b>0</b>	<b>0</b>	<b>0.0</b>	<b>0</b>	<b>0</b>

## SINGLE-GAME HIGHS: RUSHING/RECEIVING

**Rush Attempts** 20 at Detroit Lions, Nov 01, 2020  
14 vs. Cincinnati Bengals, Sep 09, 2018  
11 vs. Baltimore Ravens, Nov 08, 2020  
...1 more at 11.

**Rushing Yards** 89 at Detroit Lions, Nov 01, 2020  
84 vs. Carolina Panthers, Dec 22, 2019  
82 at Tennessee Titans, Sep 15, 2019

**Rushing Average** 9.3 vs. Carolina Panthers, Dec 22, 2019  
6.1 at Washington Redskins, Sep 16, 2018  
4.5 at Detroit Lions, Nov 01, 2020

**Longest Runs** 55 at Tennessee Titans, Sep 15, 2019  
53 vs. Jacksonville Jaguars, Nov 11, 2018  
38 vs. Carolina Panthers, Dec 22, 2019

**Rushing TDs** 1 at Detroit Lions, Nov 01, 2020  
...3 more at 1.

**Receptions** 4 at New England Patriots, Nov 06, 2022  
3 vs. Tennessee Titans, Nov 29, 2020  
...2 more at 3.

**Receiving Yards** 35 vs. Tennessee Titans, Nov 29, 2020  
32 vs. Miami Dolphins, Nov 25, 2018  
24 at Detroit Lions, Nov 01, 2020

**Receiving Average** 11.7 vs. Tennessee Titans, Nov 29, 2020  
10.7 vs. Miami Dolphins, Nov 25, 2018  
7.0 vs. Cincinnati Bengals, Sep 09, 2018

**Longest Receptions** 24 at Detroit Lions, Nov 01, 2020  
21 vs. Tennessee Titans, Nov 29, 2020  
17 vs. Miami Dolphins, Nov 25, 2018

**All-Purpose Yards** 113 at Detroit Lions, Nov 01, 2020  
86 at Tennessee Titans, Sep 15, 2019  
84 vs. Carolina Panthers, Dec 22, 2019

**Kickoff Returns** 1 at Tennessee Titans, Sep 26, 2021  
...3 more at 1.

**Kickoff Return Yards** 17 at Tennessee Titans, Sep 26, 2021  
15 vs. Tennessee Titans, Dec 01, 2019  
7 vs. Jacksonville Jaguars, Nov 11, 2018

**Longest Kickoff Return** 17 at Tennessee Titans, Sep 26, 2021  
15 vs. Tennessee Titans, Dec 01, 2019  
7 vs. Jacksonville Jaguars, Nov 11, 2018

**Special Teams Tackles** 2 at Pittsburgh Steelers, Dec 27, 2020  
1 at Tennessee Titans, Sep 26, 2021  
...1 more at 1.

**Most TDs** 1 at Detroit Lions, Nov 01, 2020  
...3 more at 1.





### SINGLE-GAME HIGHS - POSTSEASON: RUSHING/RECEIVING

**Rush Attempts** 2 at Houston Texans, Jan 05, 2019  
**Rushing Yards** 9 at Houston Texans, Jan 05, 2019  
**Longest Runs** 6 at Houston Texans, Jan 05, 2019  
 3 at Houston Texans, Jan 05, 2019  
**All-Purpose Yards** 11 at Kansas City Chiefs, Jan 12, 2019  
 9 at Houston Texans, Jan 05, 2019

**Kickoff Returns** 1 at Kansas City Chiefs, Jan 12, 2019  
**Kickoff Return Yards** 11 at Kansas City Chiefs, Jan 12, 2019  
**Longest Kickoff Return** 11 at Kansas City Chiefs, Jan 12, 2019

### 2018 GAME-BY-GAME REGULAR-SEASON STATISTICS (COLTS)

DATE	OPPONENT	P/S	RUSHING					RECEIVING					TD	W/L	SCORE
			NO.	YDS.	AVG.	LG	TD	NO.	YDS.	AVG.	LG	TD			
09/09	Bengals	S	14	40	2.9	12	0	3	21	7.0	8	0	L	23-34	
09/16	at Redskins	P	10	61	6.1	18	0	2	3	1.5	3	0	W	21-9	
09/23	at Eagles	S	6	19	3.2	5	0	2	1	0.5	1	0	L	16-20	
09/30	Texans	S	8	16	2.0	7	0	0	0	0.0	0	0	L	34-37+	
10/04	at Patriots	P	6	39	6.5	16	0	2	9	4.5	5	0	L	24-38	
10/14	at Jets	P	0	0	0.0	0	0	0	0	0.0	0	0	L	34-42	
10/21	Bills	P	6	46	7.7	18	0	1	8	8.0	8	0	W	37-5	
10/28	at Raiders	P	2	14	7.0	9	0	0	0	0.0	0	0	W	42-28	
11/11	Jaguars	P	1	53	53.0	53	0	0	0	0.0	0	0	W	29-26	
11/18	Titans	P	4	30	7.5	18t	1	0	0	0.0	0	0	W	38-10	
11/25	Dolphins	P	0	0	0.0	0	0	3	32	10.7	17	0	W	27-24	
12/02	at Jaguars	P	0	0	0.0	0	0	1	0	0.0	0	0	L	0-6	
12/09	at Texans	P	0	0	0.0	0	0	0	0	0.0	0	0	W	24-21	
12/16	Cowboys	P	0	0	0.0	0	0	1	6	6.0	6	0	W	23-0	
12/23	Giants	P	0	0	0.0	0	0	0	0	0.0	0	0	W	28-27	
12/30	at Titans	P	3	18	6.0	8	0	1	5	5.0	5	0	W	33-17	
<b>2018 TOTALS</b>	<b>16-3</b>		<b>60</b>	<b>336</b>	<b>5.6</b>	<b>53</b>	<b>1</b>	<b>16</b>	<b>85</b>	<b>5.3</b>	<b>17</b>	<b>0</b>	<b>10-6</b>		

+ - Overtime

### 2019 GAME-BY-GAME REGULAR-SEASON STATISTICS (COLTS)

DATE	OPPONENT	P/S	RUSHING					RECEIVING					TD	W/L	SCORE
			NO.	YDS.	AVG.	LG	TD	NO.	YDS.	AVG.	LG	TD			
09/08	at Chargers	P	0	0	0.0	0	0	0	0	0.0	0	0	L	24-30+	
09/15	at Titans	P	5	82	16.4	55	0	1	4	4.0	4	0	W	19-17	
09/22	Falcons	P	3	-2	-0.7	0	0	0	0	0.0	0	0	W	27-24	
09/29	Raiders	P	4	17	4.3	6	0	1	11	11.0	11	0	L	24-31	
10/06	at Chiefs	P	7	28	4.0	10	0	0	0	0.0	0	0	W	19-13	
10/20	Texans	S	2	9	4.5	9	0	1	6	6.0	6	0	W	30-23	
10/27	Broncos	P	2	5	2.5	4	0	0	0	0.0	0	0	W	15-13	
11/03	at Steelers	P	1	6	6.0	6	0	1	6	6.0	6	0	L	24-26	
11/10	Dolphins	P	3	20	6.7	11	0	0	0	0.0	0	0	L	12-16	
11/17	Jaguars												W	33-13	
11/21	at Texans	P	0	0	0.0	0	0	0	0	0.0	0	0	L	17-20	
12/01	Titans	P	11	47	4.3	15	0	2	9	4.5	5	0	L	17-31	
12/08	at Buccaneers	P	1	1	1.0	1	0	0	0	0.0	0	0	L	35-38	
12/16	at Saints	P	3	10	3.3	5	1	1	7	7.0	7	0	L	7-34	
12/22	Panthers	P	9	84	9.3	38	1	0	0	0.0	0	0	W	38-6	
12/29	at Jaguars												L	20-38	
<b>2019 TOTALS</b>	<b>14-1</b>		<b>51</b>	<b>307</b>	<b>6.0</b>	<b>55</b>	<b>2</b>	<b>7</b>	<b>43</b>	<b>6.1</b>	<b>11</b>	<b>0</b>	<b>7-9</b>		

+ - Overtime



29

JORDAN WILKINS

RUNNING BACK



## 2020 GAME-BY-GAME REGULAR-SEASON STATISTICS (COLTS)

DATE	OPPONENT	P/S	RUSHING					RECEIVING					W/L	SCORE
			NO.	YDS.	AVG.	LG	TD	NO.	YDS.	AVG.	LG	TD		
09/13	at Jaguars	P	0	0	0.0	0	0	0	0	0.0	0	0	L	20-27
09/20	Vikings	P	9	40	4.4	9	0	0	0	0.0	0	0	W	28-11
09/27	Jets	P	9	39	4.3	22	0	1	6	6.0	6	0	W	36-7
10/04	at Bears	P	9	15	1.7	6	0	1	16	16.0	16	0	W	19-11
10/11	at Browns	P	1	1	1.0	1	0	0	0	0.0	0	0	L	23-32
10/18	Bengals	P	1	-1	-1.0	-1	0	0	0	0.0	0	0	W	31-27
11/01	at Lions	P	20	89	4.5	16	1	1	24	24.0	24	0	W	41-21
11/08	Ravens	P	11	39	3.5	11	0	2	-1	-0.5	1	0	L	10-24
11/12	at Titans	P	8	28	3.5	18	0	0	0	0.0	0	0	W	34-17
11/22	Packers	P	4	21	5.3	8	0	1	15	15.0	15	0	W	34-31+
11/29	Titans	P	6	22	3.7	11	0	3	35	11.7	21	0	L	26-45
12/06	at Texans	P	5	12	2.4	5	0	2	6	3.0	11	0	W	26-20
12/13	at Raiders	P	1	3	3.0	3	0	1	4	4.0	4	0	W	44-27
12/20	Texans	P	0	0	0.0	0	0	0	0	0.0	0	0	W	27-20
12/27	at Steelers	P	0	0	0.0	0	0	0	0	0.0	0	0	L	24-28
<b>2020 TOTALS</b>		<b>15-0</b>	<b>84</b>	<b>308</b>	<b>3.7</b>	<b>22</b>	<b>1</b>	<b>12</b>	<b>105</b>	<b>8.8</b>	<b>24</b>	<b>0</b>	<b>10-5</b>	

+ - Overtime

## 2021 GAME-BY-GAME REGULAR-SEASON STATISTICS (COLTS/JAGUARS)

DATE	OPPONENT	P/S	RUSHING					RECEIVING					W/L	SCORE
			NO.	YDS.	AVG.	LG	TD	NO.	YDS.	AVG.	LG	TD		
09/12	Seahawks	P	0	0	0.0	0	0	0	0	0.0	0	0	L	16-28
09/19	Rams	P	0	0	0.0	0	0	0	0	0.0	0	0	L	24-27
09/26	at Titans	P	0	0	0.0	0	0	0	0	0.0	0	0	L	16-25
10/03	at Dolphins	P	0	0	0.0	0	0	0	0	0.0	0	0	W	27-17
10/11	at Ravens												L	25-31+
10/17	Texans												W	31-3
10/24	at 49ers												W	30-18
10/31	Titans												L	31-34+
11/04	Jets												W	45-30
11/14	at Colts												L	17-23
11/21	49ers												L	10-30
11/28	Falcons												L	14-21
12/05	at Rams												L	7-37
12/12	at Titans												L	0-20
12/19	Texans												L	16-30
12/26	at Jets												L	21-26
01/02	at Patriots												L	10-50
01/09	Colts												W	26-11
<b>2021 TOTALS</b>		<b>4-0</b>	<b>0</b>	<b>0</b>	<b>0.0</b>	<b>0</b>	<b>0</b>	<b>0</b>	<b>0</b>	<b>0.0</b>	<b>0</b>	<b>0</b>	<b>5-13</b>	

+ - Overtime



@JORDANWILKINS2



@JORDANWILKINS\_30



# 29

# JORDAN WILKINS

## RUNNING BACK



### 2022 GAME-BY-GAME REGULAR-SEASON STATISTICS (TITANS/COLTS)

DATE	OPPONENT	P/S	RUSHING				RECEIVING				W/L	SCORE	
			NO.	YDS.	AVG.	LG	TD	NO.	YDS.	AVG.			LG
09/11	Giants											L	20-21
09/19	at Bills											L	7-41
09/25	Raiders											W	24-22
10/02	at Colts											W	24-17
10/09	at Commanders											W	21-17
10/23	Colts											W	19-10
10/30	at Texans											W	17-10
11/06	at Patriots											L	3-26
11/13	at Raiders											W	25-20
11/20	Eagles											L	16-17
11/28	Steelers											L	17-24
12/04	at Cowboys											L	19-54
12/17	at Vikings											L	36-39+
<b>2022 TOTALS</b>		<b>0-0</b>	<b>0</b>	<b>0</b>	<b>0.0</b>	<b>0</b>	<b>0</b>	<b>0</b>	<b>0</b>	<b>0.0</b>	<b>0</b>	<b>0</b>	<b>6-7</b>

+ - Overtime

### 2018 GAME-BY-GAME POSTSEASON STATISTICS (COLTS)

DATE	OPPONENT	P/S	RUSHING				RECEIVING				W/L	SCORE	
			NO.	YDS.	AVG.	LG	TD	NO.	YDS.	AVG.			LG
01/05	at Texans	P	2	9	4.5	6	0	0	0.0	0	0	W	21-7
01/12	at Chiefs	P	0	0	0.0	0	0	0	0.0	0	0	L	13-31
<b>2018 TOTALS</b>		<b>2-0</b>	<b>2</b>	<b>9</b>	<b>4.5</b>	<b>6</b>	<b>0</b>	<b>0</b>	<b>0.0</b>	<b>0</b>	<b>0</b>	<b>1-1</b>	

### 2020 GAME-BY-GAME POSTSEASON STATISTICS (COLTS)

DATE	OPPONENT	P/S	RUSHING				RECEIVING				W/L	SCORE	
			NO.	YDS.	AVG.	LG	TD	NO.	YDS.	AVG.			LG
01/09	at Bills											L	24-27
<b>2020 TOTALS</b>		<b>0-0</b>	<b>0</b>	<b>0</b>	<b>0.0</b>	<b>0</b>	<b>0</b>	<b>0</b>	<b>0.0</b>	<b>0</b>	<b>0</b>	<b>0-1</b>	

### 2021 GAME-BY-GAME POSTSEASON STATISTICS (TITANS)

DATE	OPPONENT	P/S	RUSHING				RECEIVING				W/L	SCORE	
			NO.	YDS.	AVG.	LG	TD	NO.	YDS.	AVG.			LG
01/22	Bengals											L	16-19
<b>2021 TOTALS</b>		<b>0-0</b>	<b>0</b>	<b>0</b>	<b>0.0</b>	<b>0</b>	<b>0</b>	<b>0</b>	<b>0.0</b>	<b>0</b>	<b>0</b>	<b>0-1</b>	



@JORDANWILKINS2



@JORDANWILKINS\_30

# 95 CHRIS WILLIAMS

DEFENSIVE TACKLE



**CHRIS WILLIAMS:** ORIGINALLY SIGNED BY THE COLTS AS AN UNDRAFTED FREE AGENT ON APRIL 29, 2020.

**6-2 • 300 LBS**  
**NFL EXP: 2**  
**(3RD YEAR WITH THE COLTS)**  
**BORN: 6/16/98**



**COLLEGE:**  
**WAGNER**



## 4TH-AND-SHORT

- In his first two seasons, he appeared in eight games and tallied four tackles (two solo).
- Competed in the 2020 East-West Shrine Bowl.
- In 2019, he earned First Team All-NEC honors.
- Named a Second Team All-NEC choice in 2018.

## DOWN THE STRETCH

**What is on your bucket list:** I want to make the Hall of Fame and travel a lot.

**Do you have a pregame ritual:** Just visualize myself making plays before the game

**Do you have any nicknames:** My grandmother calls me yeti because my hands and feet were always big.

**Who is your mentor:** Terrance Knighton

**Who is your favorite artist:** Roddy Rich and Meek Mill

**What is your favorite vacation spot:** Puerto Rico

**What is your favorite TV show:** Anything involving football

**What are your pet peeves:** People chewing with their mouth open

**Do you have any hidden talents:** I like to say I'm creative and can do anything with a little practice.

**What are your hobbies off the field:** Going to restaurants, video games and finding ways to get better at football



@askabout99\_



### A SPECIAL DELIVERY

As a senior at Lafayette Educational Complex in Brooklyn, Williams didn't have to start class until noon, so he decided to make a little money delivering pizza for Papa's Pizza Store. Delivering pizzas wasn't the dream for Williams and fortunately, a phone call would see that his real dream had begun to take shape. Custavious Patterson, an assistant coach from Wagner College, phoned Williams and said he was in Brooklyn to see him. Williams ran. He had been waiting for that phone call. "We wanted more New York City kids, we wanted more guys to stay home," Patterson said. "We were recruiting globally, but if you know anything about Brooklyn football, there are good football players there. I just felt like the high school he went to wasn't very popular. He was a sleeper, just sitting there, waiting for an opportunity." Any opportunity to field that dream was more than enough to motivate Williams, no matter the level he was paying at. "The day I stepped into Wagner, I knew I was going to go to the NFL," Williams said. "I just didn't know how I was going to do it." A breakout game against Syracuse would be how he did it. Former Colts scout Mike Derice noticed Williams, not for his stat line that game, but for his explosiveness. After a tremendous senior year, Williams would head for the draft. Unfortunately, he didn't hear his name called but had interests from teams. One of them, being the team that noticed him first. "I knew the Colts were one of the first few scouts I'd seen, they liked me, and they were on me (junior) year after my Syracuse game," Williams said. "I figured I might as well go with them, see what happens."

### NFL HIGHLIGHTS

- Has appeared in 11 games in three seasons (2020-22) with the Colts and has recorded five tackles (three solo).
- Has appeared in three games in 2022 and has recorded one solo tackle.
- In 2021, he appeared in eight games and tallied two tackles. Also spent time on the team's practice squad.
- Spent the entire 2020 season on the Colts practice squad.

### COLLEGE HIGHLIGHTS

- Appeared in 42 games (27 starts) at Wagner (2016-19) and totaled 105 tackles (41 solo), 22.0 tackles for loss, 6.0 sacks, one pass defended, three forced fumbles, one fumble recovery and three blocked kicks.
- In 2019, he earned First Team All-NEC honors after starting 12 games and finishing with 62 tackles (21 solo), 11.5 tackles for loss, 4.0 sacks, one pass defended, three forced fumbles, one fumble recovery and one blocked kick. In a win over LIU, he totaled 2.0 sacks.
- Named a Second Team All-NEC choice in 2018 after he started 11 games and totaled 25 tackles (11 solo), 6.5 tackles for loss, 1.0 sack and two blocked kicks. He recorded three or more tackles in six games.
- In 2017, he saw action in 11 games (four starts) and tallied 13 tackles (six solo), 2.0 tackles for loss and 1.0

### COLLEGE HIGHLIGHTS CONT...

sack.

- As a freshman, he appeared in eight games and accumulated five tackles (three solo) and 2.0 tackles for loss.

### PERSONAL

- Attended Lafayette High School in Brooklyn, N.Y.
- Earned First Team All-Conference honors while in high school.
- Played in the 2020 East-West Shrine Bowl.
- In 2020, he volunteered at multiple Colts community events, including a mobile pantry distribution, Election Day initiative and caroled virtually for kids at Riley Hospital for Children.
- Participated in the NFL's My Cause My Cleats initiative and represented Black Lives Matter (2021).
- A native of Brooklyn, N.Y.

### ADDITIONAL TRANSACTIONS

- Signed to the Colts active roster from the practice squad on October 11, 2022.
- Signed to the Colts practice squad on October 7, 2022
- Signed to the Colts active roster from the practice squad on October 6, 2022.
- Signed to the Colts practice squad on October 3, 2022.
- Signed to the Colts active roster from the practice squad on October 1, 2022.
- Signed to the Colts practice squad on August 31, 2022.
- Waived by the Colts on August 30, 2022.
- Signed by the Colts to a reserve/future contract on January 10, 2022.
- Signed to the Indianapolis practice squad on January 3, 2022.
- Signed to the Colts active roster from the practice squad on January 1, 2022.
- Signed to the Indianapolis practice squad on December 27, 2021.
- Signed to the Colts active roster from the practice squad on December 25, 2021.
- Signed to the Indianapolis practice squad on October 20, 2021.
- Waived by the Colts on October 19, 2021.
- Signed by Indianapolis to a reserve/future contract on January 10, 2021.
- Signed to the Colts practice squad on September 6, 2020.
- Waived by Indianapolis on September 5, 2020.
- Signed by the Colts as an undrafted free agent on April 29, 2020.





### CHRIS WILLIAMS' - NFL REGULAR SEASON STATISTICS

DATE	TEAM	GP	GS	TACKLES								INTERCEPTIONS				FUMBLES				ST				MISC				
				TK	S	A	TFL	YDS	SK	YDS	QBH	NO	YDS	LG	TD	PD	FF	FR	TD	YDS	TK	S	A	FF	FR	S	A	
2020	Colts	0	0	0	0	0	0	0	0	0.0	0.0	0	0	0	0	0	0	0	0	0	0	0	0	0	0	0	0	0
2021	Colts	8	0	4	2	2	0	0	0.0	0.0	0.0	0	0	0	0	0	0	0	0	0	0	0	0	0	0	0	0	0
2022	Colts	4	0	1	1	0	0	0	0.0	0.0	0.0	1	0	0	0	0	0	0	0	0	0	0	0	0	0	0	0	0
<b>TOTALS</b>		<b>12</b>	<b>0</b>	<b>5</b>	<b>3</b>	<b>2</b>	<b>0</b>	<b>0</b>	<b>0.0</b>	<b>0.0</b>	<b>0.0</b>	<b>1</b>	<b>0</b>	<b>0</b>	<b>0</b>	<b>0</b>	<b>0</b>	<b>0</b>	<b>0</b>	<b>0</b>	<b>0</b>	<b>0</b>	<b>0</b>	<b>0</b>	<b>0</b>	<b>0</b>	<b>0</b>	<b>0</b>

### CHRIS WILLIAMS' - NFL POSTSEASON STATISTICS

DATE	TEAM	GP	GS	TACKLES								INTERCEPTIONS				FUMBLES				ST				MISC				
				TK	S	A	TFL	YDS	SK	YDS	QBH	NO	YDS	LG	TD	PD	FF	FR	TD	YDS	TK	S	A	FF	FR	S	A	
2020	Colts	0	0	0	0	0	0	0	0	0.0	0.0	0	0	0	0	0	0	0	0	0	0	0	0	0	0	0	0	0
<b>TOTALS</b>		<b>0</b>	<b>0</b>	<b>0</b>	<b>0</b>	<b>0</b>	<b>0</b>	<b>0</b>	<b>0</b>	<b>0.0</b>	<b>0.0</b>	<b>0</b>	<b>0</b>	<b>0</b>	<b>0</b>	<b>0</b>	<b>0</b>	<b>0</b>	<b>0</b>	<b>0</b>	<b>0</b>	<b>0</b>	<b>0</b>	<b>0</b>	<b>0</b>	<b>0</b>	<b>0</b>	<b>0</b>

### SINGLE-GAME HIGHS: DEFENSIVE

**Total Tackles** 2 at Jacksonville Jaguars, Jan 09, 2022  
 1 vs. Jacksonville Jaguars, Oct 16, 2022  
 ...2 more at 1.

**Solo Tackles** 2 at Jacksonville Jaguars, Jan 09, 2022  
 1 vs. Jacksonville Jaguars, Oct 16, 2022

### 2020 GAME-BY-GAME REGULAR-SEASON STATISTICS (COLTS)

DATE	OPPONENT	P/S	TACKLES								INTERCEPTIONS				FUMBLES				ST				MISC				W/L	SCORE					
			TK	S	A	SK	YDS	TFL	YDS	QBH	NO	YDS	LG	TD	PD	FF	FR	TD	YDS	TK	S	A	FF	FR	S	A							
09/13	at Jaguars																									L	20-27						
09/20	Vikings																									W	28-11						
09/27	Jets																									W	36-7						
10/04	at Bears																									W	19-11						
10/11	at Browns																									L	23-32						
10/18	Bengals																									W	31-27						
11/01	at Lions																									W	41-21						
11/08	Ravens																									L	10-24						
11/12	at Titans																									W	34-17						
11/22	Packers																									W	34-31+						
11/29	Titans																									L	26-45						
12/06	at Texans																									W	26-20						
12/13	at Raiders																									W	44-27						
12/20	Texans																									W	27-20						
12/27	at Steelers																									L	24-28						
01/03	Jaguars																									W	28-14						
<b>2020 TOTALS</b>			<b>0</b>	<b>0</b>	<b>0</b>	<b>0</b>	<b>0</b>	<b>0</b>	<b>0</b>	<b>0</b>	<b>0</b>	<b>0</b>	<b>0</b>	<b>0</b>	<b>0</b>	<b>0</b>	<b>0</b>	<b>0</b>	<b>0</b>	<b>0</b>	<b>0</b>	<b>0</b>	<b>0</b>	<b>0</b>	<b>0</b>	<b>0</b>	<b>0</b>	<b>0</b>	<b>0</b>	<b>0</b>	<b>0</b>	<b>11-5</b>	

+ - Overtime





### 2021 GAME-BY-GAME REGULAR-SEASON STATISTICS (COLTS)

DATE	OPPONENT	P/S	TACKLES						INTERCEPTIONS				FUMBLES			ST			MISC		W/L	SCORE						
			TK	S	A	SK	YDS	TFL	YDS	QBH	NO	YDS	LG	TD	PD	FF	FR	TD	YDS	TK			S	A	FF	FR	S	A
09/12	Seahawks	P	0	0	0	0	0.0	0	0	0	0	0	0	0	0	0	0	0	0	0	0	0	0	0	0	L	16-28	
09/19	Rams		ON INACTIVE LIST																								L	24-27
09/26	at Titans	P	1	0	1	0	0.0	0	0	0	0	0	0	0	0	0	0	0	0	0	0	0	0	0	0	L	16-25	
10/03	at Dolphins	P	0	0	0	0	0.0	0	0	0	0	0	0	0	0	0	0	0	0	0	0	0	0	0	0	W	27-17	
10/11	at Ravens	P	0	0	0	0	0.0	0	0	0	0	0	0	0	0	0	0	0	0	0	0	0	0	0	0	L	25-31+	
10/17	Texans		ON INACTIVE LIST																								W	31-3
10/24	at 49ers		PRACTICE SQUAD																								W	30-18
10/31	Titans		PRACTICE SQUAD																								L	31-34+
11/04	Jets		PRACTICE SQUAD																								W	45-30
11/14	Jaguars		PRACTICE SQUAD																								W	23-17
11/21	at Bills		PRACTICE SQUAD																								W	41-15
11/28	Buccaneers		PRACTICE SQUAD																								L	31-38
12/05	at Texans		PRACTICE SQUAD																								W	31-0
12/18	Patriots	P	0	0	0	0	0.0	0	0	0	0	0	0	0	0	0	0	0	0	0	0	0	0	0	W	27-17		
12/25	at Cardinals	P	0	0	0	0	0.0	0	0	0	0	0	0	0	0	0	0	0	0	0	0	0	0	0	W	22-16		
01/02	Raiders		PRACTICE SQUAD																								L	20-23
01/09	at Jaguars		RESERVE/FUTURE																								L	11-26
<b>2021 TOTALS</b>		<b>6-0</b>	<b>1</b>	<b>0</b>	<b>1</b>	<b>0</b>	<b>0.0</b>	<b>0</b>	<b>0</b>	<b>0</b>	<b>0</b>	<b>0</b>	<b>0</b>	<b>0</b>	<b>0</b>	<b>0</b>	<b>0</b>	<b>0</b>	<b>0</b>	<b>0</b>	<b>0</b>	<b>0</b>	<b>0</b>	<b>0</b>	<b>0</b>	<b>9-8</b>		

+ - Overtime

### 2022 GAME-BY-GAME REGULAR-SEASON STATISTICS (COLTS)

DATE	OPPONENT	P/S	TACKLES						INTERCEPTIONS				FUMBLES			ST			MISC		W/L	SCORE						
			TK	S	A	SK	YDS	TFL	YDS	QBH	NO	YDS	LG	TD	PD	FF	FR	TD	YDS	TK			S	A	FF	FR	S	A
09/11	at Texans		PRACTICE SQUAD																								T	20-20
09/18	at Jaguars		PRACTICE SQUAD																								L	0-24
09/25	Chiefs		PRACTICE SQUAD																								W	20-17
10/02	Titans		PRACTICE SQUAD																								L	17-24
10/06	at Broncos	P	0	0	0	0	0.0	0	0	0	1	0	0	0	0	0	0	0	0	0	0	0	0	0	0	W	12-9+	
10/16	Jaguars	P	1	1	0	0	0.0	0	0	0	0	0	0	0	0	0	0	0	0	0	0	0	0	0	0	W	34-27	
10/23	at Titans	P	0	0	0	0	0.0	0	0	0	0	0	0	0	0	0	0	0	0	0	0	0	0	0	0	L	10-19	
10/30	Commanders		ON INACTIVE LIST																								L	16-17
11/06	at Patriots		ON INACTIVE LIST																								L	3-26
11/13	at Raiders		ON INACTIVE LIST																								W	25-20
11/20	Eagles		ON INACTIVE LIST																								L	16-17
11/28	Steelers	P	0	0	0	0	0.0	0	0	0	0	0	0	0	0	0	0	0	0	0	0	0	0	0	L	17-24		
12/04	at Cowboys		ON INACTIVE LIST																								L	19-54
12/17	at Vikings		ON INACTIVE LIST																								L	36-39+
<b>2022 TOTALS</b>		<b>4-0</b>	<b>1</b>	<b>1</b>	<b>0</b>	<b>0</b>	<b>0.0</b>	<b>0</b>	<b>0</b>	<b>0</b>	<b>1</b>	<b>0</b>	<b>0</b>	<b>0</b>	<b>0</b>	<b>0</b>	<b>0</b>	<b>0</b>	<b>0</b>	<b>0</b>	<b>0</b>	<b>0</b>	<b>0</b>	<b>0</b>	<b>0</b>	<b>4-9-1</b>		

+ - Overtime

### 2020 GAME-BY-GAME POSTSEASON STATISTICS (COLTS)

DATE	OPPONENT	P/S	TACKLES						INTERCEPTIONS				FUMBLES			ST			MISC		W/L	SCORE						
			TK	S	A	SK	YDS	TFL	YDS	QBH	NO	YDS	LG	TD	PD	FF	FR	TD	YDS	TK			S	A	FF	FR	S	A
01/09	at Bills		PRACTICE SQUAD																								L	24-27
<b>2020 TOTALS</b>			<b>0</b>	<b>0</b>	<b>0</b>	<b>0</b>	<b>0.0</b>	<b>0</b>	<b>0</b>	<b>0</b>	<b>0</b>	<b>0</b>	<b>0</b>	<b>0</b>	<b>0</b>	<b>0</b>	<b>0</b>	<b>0</b>	<b>0</b>	<b>0</b>	<b>0</b>	<b>0</b>	<b>0</b>	<b>0</b>	<b>0</b>	<b>0-1</b>		



# 80 JELANI WOODS

TIGHT END

(juh-LAW-nee)



**JELANI WOODS**: SELECTED BY THE COLTS IN THE THIRD ROUND (73RD OVERALL) OF THE 2022 NFL DRAFT.



**6-7 • 253 LBS**  
**NFL EXP: ROOKIE**  
**BORN: 10/9/98**



COLLEGE:  
**VIRGINIA**

## 4TH-AND-SHORT

- After transferring from Oklahoma State, he competed in 11 games (10 starts) at Virginia (2021) and registered 44 receptions for 598 yards and eight touchdowns. Appeared in 34 games (28 starts) at Oklahoma State (2017-20) and compiled 31 receptions for 361 yards and four touchdowns.
- In 2021, he led all ACC tight ends in receiving yards (598) and touchdown receptions (eight).
- Transitioned to tight end from quarterback after redshirting the 2017 season.

## DOWN THE STRETCH

**What is on your bucket list:** I really want to go sky diving.

**What is the best advice you've been given:** You either be humble or be humbled.

**Do you have any nicknames:** My grandmother calls me yeti because my hands and feet were always big.

**Who is your favorite artist:** Future

**What is your favorite TV show:** Martin

**Do you have any hidden talents:** I can play the drums.

@jelani\_thegreat

@jelaniwoods



### HIS BROTHER, JAVARIC

Growing up in Ellenwood, Ga., Jelani learned to help others while accomplishing his own goals. Jelani was a standout football and basketball player in high school, all the while helping out at home with his brother. Jelani's brother, Javaric – who everyone calls Jay – has a moderate intellectual disability. Jay is 10 years older than Jelani, but Jelani has assisted him his entire life. Jelani really stepped up in high school when he took the lead helping Jay in the morning so his parents wouldn't be late. That included waking him up, getting him dressed, preparing breakfast and taking him to an adult day center. His parents never asked him to do those things, but it was something he wanted to do to help out.

### NFL HIGHLIGHTS

- Has appeared in 12 games in 2022 and has compiled 18 receptions for 241 yards and three touchdowns. In Week 3 vs. Kansas City, he caught two touchdowns and became the first Colts rookie tight end to register two receiving touchdowns in a single game since John Mackey in 1963. In Week 12 vs. Pittsburgh, he tallied single-game career highs in receptions (eight) and receiving yards (98). He recorded the second-most receptions in a single game by an Indianapolis rookie tight end (Charles Arbuckle – nine in Week 13 of 1992). Woods registered the most receiving yards by a Colts rookie tight end since Dallas Clark in Week 11 of 2003 (100).

### COLLEGE HIGHLIGHTS

- After transferring from Oklahoma State, he competed in 11 games (10 starts) at Virginia (2021) and registered 44 receptions for 598 yards and eight touchdowns.
- Appeared in 34 games (28 starts) at Oklahoma State (2017-20) and compiled 31 receptions for 361 yards and four touchdowns.
- In 2021, he earned First Team All-ACC honors after he saw action in 11 games (10 starts) at Virginia and tallied 44 receptions for 598 yards and eight touchdowns. Led all ACC tight ends in receiving yards and touchdown receptions, while also ranking fourth in the country in touchdown receptions among tight ends.
- Appeared in 10 games (nine starts) in 2020 and accumulated eight receptions for 129 yards and one touchdown. Named an All-Big 12 honorable mention selection and was also chosen to the Academic Second Team All-Big 12. In a win vs. Iowa State, he tallied single-season career highs in receptions (three), receiving yards (54) and touchdowns (one).
- In 2019, he earned All-Big 12 honorable mention accolades after he saw action in all 13 games (12 starts) and recorded 16 receptions for 112 yards and one touchdown. Helped pave the way for running back Chuba Hubbard, who led the FBS in rushing yards and was named Big 12 Offensive Player of the Year.
- As a redshirt freshman, he appeared in 11 games (seven starts) and compiled seven receptions for 120 yards and

### MAKING A TOUGH CHOICE, AND THEN ADJUSTING

Woods competed at Cedar Grove (Ga.) High School in both football and basketball and even earned all-state honorable mention honors in both sports. He was a four-year varsity quarterback and led the team to their first-ever state championship as a senior. He had Division I offers in both sports, but decided to choose football and attend Oklahoma State. He signed as a quarterback, but redshirted the 2017 season and transitioned to tight end during the year to see more playing time moving forward. After tallying 31 receptions for 361 yards and four touchdowns at Oklahoma State, he transferred to Virginia and earned First Team All-ACC accolades after he topped those numbers in every receiving category in just one season.

### COLLEGE HIGHLIGHTS CONT...

- two touchdowns. Named an All-Big 12 honorable mention selection.
- Redshirted the 2017 season and transitioned from quarterback to tight end.

### PERSONAL

- Attended Cedar Grove (Ga.) High School and played quarterback.
- As a senior, he led Cedar Grove to its first state championship and a 13-2 overall record after he threw for 2,316 yards and 26 touchdowns. They defeated current Houston Texans quarterback Davis Mills and Greater Atlanta Christian in the title game.
- In 2016, he was named an all-state honorable mention selection and was a first team all-region selection.
- In 2015, he threw for 1,992 yards and 20 touchdowns with only six interceptions.
- Competed in the 2022 East-West Shrine Bowl.
- Received Division I offers in basketball before choosing football.
- Ranked as the No. 20 dual-threat quarterback prospect by *Rivals*.
- Majored in management at Oklahoma State.
- First name is pronounced juh-LAW-nee.
- A native of Ellenwood, Ga.



# 80 JELANI WOODS

TIGHT END

(jwb-LAW-nec)



## JELANI WOODS' - NFL REGULAR SEASON STATISTICS

DATE	TEAM	GP	GS	RECEIVING					RUSHING				
				NO.	YDS.	AVG.	LG	TD	NO.	YDS.	AVG.	LG	TD
2022	Colts	12	0	18	241	13.4	36	3	0	0	0.0	0	0
<b>TOTALS</b>		<b>12</b>	<b>0</b>	<b>18</b>	<b>241</b>	<b>13.4</b>	<b>36</b>	<b>3</b>	<b>0</b>	<b>0</b>	<b>0.0</b>	<b>0</b>	<b>0</b>

## JELANI WOODS' - NFL REGULAR SEASON STATISTICS

DATE	TEAM	KICKOFF RETURNS					PUNT RETURNS					
		RET.	YDS.	AVG.	LG	TD	NO.	FC	YDS.	AVG.	LG	TD
2022	Colts	0	0	0.0	0	0	0	0	0	0.0	0	0
<b>TOTALS</b>		<b>0</b>	<b>0</b>	<b>0.0</b>	<b>0</b>	<b>0</b>	<b>0</b>	<b>0</b>	<b>0</b>	<b>0.0</b>	<b>0</b>	<b>0</b>

### SINGLE-GAME HIGHS: RECEIVING

<b>Receptions</b>	8 vs. Pittsburgh Steelers, Nov 28, 2022 2 at Dallas Cowboys, Dec 04, 2022 ...2 more at 2.	<b>Receiving TDs</b>	2 vs. Kansas City Chiefs, Sep 25, 2022 1 vs. Jacksonville Jaguars, Oct 16, 2022
<b>Receiving Yards</b>	98 vs. Pittsburgh Steelers, Nov 28, 2022 33 vs. Tennessee Titans, Oct 02, 2022 28 at Dallas Cowboys, Dec 04, 2022	<b>All-Purpose Yards</b>	98 vs. Pittsburgh Steelers, Nov 28, 2022 33 vs. Tennessee Titans, Oct 02, 2022 28 at Dallas Cowboys, Dec 04, 2022
<b>Receiving Average</b>	12.3 vs. Pittsburgh Steelers, Nov 28, 2022	<b>Most TDs</b>	2 vs. Kansas City Chiefs, Sep 25, 2022 1 vs. Jacksonville Jaguars, Oct 16, 2022
<b>Longest Receptions</b>	36 at Minnesota Vikings, Dec 17, 2022 33 vs. Tennessee Titans, Oct 02, 2022 28 vs. Pittsburgh Steelers, Nov 28, 2022		

### 2022 GAME-BY-GAME REGULAR-SEASON STATISTICS (COLTS)

DATE	OPPONENT	P/S	RECEIVING					RUSHING					W/L/T	SCORE
			NO.	YDS.	AVG.	LG	TD	NO.	YDS.	AVG.	LG	TD		
09/11	at Texans	P	0	0	0.0	0	0	0	0.0	0	0	0	T	20-20
09/18	at Jaguars	P	0	0	0.0	0	0	0	0.0	0	0	0	L	0-24
09/25	Chiefs	P	2	13	6.5	12t	2	0	0.0	0	0	0	W	20-17
10/02	Titans	P	1	33	33.0	33	0	0	0.0	0	0	0	L	17-24
10/06	at Broncos	P	0	0	0.0	0	0	0	0.0	0	0	0	W	12-9+
10/16	Jaguars	P	2	27	13.5	17	1	0	0.0	0	0	0	W	34-27
10/23	at Titans	P	1	4	4.0	4	0	0	0.0	0	0	0	L	10-19
10/30	Commanders	P	0	0	0.0	0	0	0	0.0	0	0	0	L	16-17
11/06	at Patriots	P	1	2	2.0	2	0	0	0.0	0	0	0	L	3-26
11/13	at Raiders												W	25-20
11/20	Eagles												L	16-17
11/28	Steelers	P	8	98	12.3	28	0	0	0.0	0	0	0	L	17-24
12/04	at Cowboys	P	2	28	14.0	27	0	0	0.0	0	0	0	L	19-54
12/17	at Vikings	P	1	36	36.0	36	0	0	0.0	0	0	0	L	36-39+
<b>2022 TOTALS</b>		<b>12-0</b>	<b>18</b>	<b>241</b>	<b>13.4</b>	<b>36</b>	<b>3</b>	<b>0</b>	<b>0</b>	<b>0.0</b>	<b>0</b>	<b>0</b>	<b>0</b>	<b>4-9-1</b>

+ - Overtime



@jelani\_thegreat



@jelaniwoods



# GROVER STEWART

DEFENSIVE TACKLE



GAME SUMMARIES

# GAME SUMMARIES



20

## WEEK 1

Indianapolis Colts 20, Houston Texans 20 (OT)  
69,415 U NRG Stadium U Sep 11, 2022



20

Indianapolis Colts	3	0	0	17	0	—	20
Houston Texans	0	10	10	0	0	—	20

### SCORING DRIVES

TEAM	QTR	TIME	SCORING PLAY	IND	HOU
Colts	1	05:13	R.Blankenship 45 yd. Field Goal (12-47, 6:46)	3	0
Texans	2	07:50	K.Fairbairn 45 yd. Field Goal (14-69, 8:20)	3	3
Texans	2	02:37	O.Howard 16 yd. pass from D.Mills (K.Fairbairn kick) (4-58, 1:49)	3	10
Texans	3	12:17	K.Fairbairn 43 yd. Field Goal (5-50, 2:43)	3	13
Texans	3	07:18	O.Howard 22 yd. pass from D.Mills (K.Fairbairn kick) (4-58, 1:40)	3	20
Colts	4	10:44	R.Blankenship 27 yd. Field Goal (11-76, 4:02)	6	20
Colts	4	07:42	J.Taylor 2 yd. run (R.Blankenship kick) (4-20, 2:07)	13	20
Colts	4	01:54	M.Pittman 15 yd. pass from M.Ryan (R.Blankenship kick) (7-80, 2:35)	20	20

### INDIANAPOLIS COLTS

PASSING	ATT	CP	YDS	SK/YD	TD	LG	INT	RTG
Matt Ryan	50	32	352	2/12	1	28	1	83.1
<b>TOTAL</b>	<b>50</b>	<b>32</b>	<b>352</b>	<b>2/12</b>	<b>1</b>	<b>28</b>	<b>1</b>	<b>83.1</b>

RUSHING	ATT	YDS	AVG	LG	TD
Jonathan Taylor	31	161	5.2	17	1
Matt Ryan	4	12	3.0	10	0
Nyheim Hines	3	4	1.3	3	0
<b>TOTAL</b>	<b>38</b>	<b>177</b>	<b>4.7</b>	<b>17</b>	<b>1</b>

RECEIVING	NO	YDS	AVG	LG	TD
Michael Pittman Jr.	9	121	13.4	28	1
Nyheim Hines	6	50	8.3	15	0
Jonathan Taylor	4	14	3.5	5	0
Asheton Dulin	3	46	15.3	23	0
Parris Campbell	3	37	12.3	20	0
Kylen Granson	3	22	7.3	12	0
Mike Strachan	2	36	18.0	20	0
Mo Alie-Cox	2	26	13.0	13	0
<b>TOTAL</b>	<b>32</b>	<b>352</b>	<b>11.0</b>	<b>28</b>	<b>1</b>

TOP DEFENSE	TOT	SOLO	AST	SCK	YDS	INT
Zaire Franklin	8	6	2	0.0	0.0	0
Kenny Moore II	7	6	1	0.0	0.0	0
Bobby Okereke	7	6	1	0.0	0.0	0

FIELD GOALS	FGM/FGA	PERCENT	RESULTS
Rodrigo Blankenship	2-3	66.7	45G, 27G, 42W/R
<b>TOTAL</b>	<b>2-3</b>	<b>66.0</b>	

### HOUSTON TEXANS

PASSING	ATT	CP	YDS	SK/YD	TD	LG	INT	RTG
Davis Mills	37	23	240	3/18	2	42	0	98.9
<b>TOTAL</b>	<b>37</b>	<b>23</b>	<b>240</b>	<b>3/18</b>	<b>2</b>	<b>42</b>	<b>0</b>	<b>98.9</b>

RUSHING	ATT	YDS	AVG	LG	TD
Rex Burkhead	14	40	2.9	8	0
Dameone Pierce	11	33	3.0	8	0
Jeff Driskel	1	5	5.0	5	0
Davis Mills	2	-1	-0.5	1	0
<b>TOTAL</b>	<b>28</b>	<b>77</b>	<b>2.8</b>	<b>8</b>	<b>0</b>

RECEIVING	NO	YDS	AVG	LG	TD
Brandin Cooks	7	82	11.7	42	0
Rex Burkhead	5	30	6.0	8	0
Chris Moore	3	31	10.3	11	0
O.J. Howard	2	38	19.0	22t	2
Nico Collins	2	26	13.0	18	0
Pharaoh Brown	1	17	17.0	17	0
Dameone Pierce	1	6	6.0	6	0
Troy Hairston	1	5	5.0	5	0
Brevin Jordan	1	5	5.0	5	0
<b>TOTAL</b>	<b>23</b>	<b>240</b>	<b>10.4</b>	<b>42</b>	<b>2</b>

TOP DEFENSE	TOT	SOLO	AST	SCK	YDS	INT
Kamu Grugier-Hill	18	14	4	0.0	0.0	0
Jonathan Owens	15	11	4	0.0	0.0	0
Jalen Pitre	10	5	5	0.0	0.0	0

FIELD GOALS	FGM/FGA	PERCENT	RESULTS
Ka'imi Fairbairn	2-2	100.0	45G, 43G
<b>TOTAL</b>	<b>2-2</b>	<b>100.0</b>	

The Colts opened the 2022 regular season with a 20-20 tie against the Houston Texans at NRG Stadium. Following an Indianapolis 3-0 lead at the end of the first quarter, the Texans scored 20 unanswered points on two field goals and two O.J. Howard touchdown receptions. Rodrigo Blankenship added his second field goal from 27 yards at the start of the fourth quarter before the Colts rallied for two consecutive touchdowns on a Jonathan Taylor two-yard rush and a Michael Pittman Jr. 15-yard reception. In overtime, the Colts defense forced a Houston punt and then drove 45 yards setting up the potential game-winning field goal, which was missed resulting in the tie. In his Colts debut, quarterback Matt Ryan completed 32-of-50 passes for 352 yards, one touchdown, and one interception for an 83.1 passer rating. Pittman Jr. led the team in receiving with nine catches for 121 yards and a touchdown while Jonathan Taylor totaled 161 rushing yards and one touchdown. Defensively, linebacker Zaire Franklin led the team with eight tackles while defensive end Kwity Paye totaled 2.0 sacks and seven tackles. The result marked Indianapolis' first tie since 1982.

TEAM STATISTICS	COLTS	TEXANS
First Downs	33	20
3rd-Down Eff. (Made/Att/Pct)	6/15/40%	5/15/33%
4th-Down Eff. (Made/Att/Pct)	0/1/0%	0/0/0%
Total Net Yards	517	299
Total Plays	90	68
Yards Per Play	5.7	4.4
Rushes/Net Yards	38/177	28/77
Net Passing	340	222
Pass Attempts/Completions	50/32	37/23
Had Intercepted	1	0
Sacked/Yards Lost	2/12	3/18
Punts/Average	4/44.8	7/45.4
Penalties/Yards	7/89	6/40
Fumbles/Lost	5/1	1/1
Possession Time	39:37	30:23



# GAME SUMMARIES



0

## WEEK 2

Indianapolis Colts 0, Jacksonville Jaguars 24  
58,360 U TIAA Bank Field U Sep 18, 2022



24

Indianapolis Colts	0	0	0	0	—	0
Jacksonville Jaguars	7	10	7	0	—	24

### SCORING DRIVES

TEAM	QTR	TIME	SCORING PLAY	IND	JAX
Jaguars	1	02:21	C.Kirk 10 yd. pass from T.Lawrence (R.Patterson kick) (15-68, 9:11)	0	7
Jaguars	2	07:52	J.Robinson 37 yd. run (R.Patterson kick) (6-79, 3:40)	0	14
Jaguars	2	01:43	R.Patterson 52 yd. Field Goal (10-41, 4:00)	0	17
Jaguars	3	00:17	C.Kirk 5 yd. pass from T.Lawrence (R.Patterson kick) (12-92, 7:42)	0	24

### INDIANAPOLIS COLTS

PASSING	ATT	CP	YDS	SK/YD	TD	LG	INT	RTG
Matt Ryan	30	16	195	5/31	0	39	3	34.0
<b>TOTAL</b>	<b>30</b>	<b>16</b>	<b>195</b>	<b>5/31</b>	<b>0</b>	<b>39</b>	<b>3</b>	<b>34.0</b>

RUSHING	ATT	YDS	AVG	LG	TD
Jonathan Taylor	9	54	6.0	21	0
Ashton Dulin	1	3	3.0	3	0
Nyheim Hines	1	0	0.0	0	0
Deon Jackson	2	-3	-1.5	1	0
<b>TOTAL</b>	<b>13</b>	<b>54</b>	<b>4.2</b>	<b>21</b>	<b>0</b>

RECEIVING	NO	YDS	AVG	LG	TD
Ashton Dulin	5	79	15.8	39	0
Nyheim Hines	4	37	9.3	19	0
Dezmon Patmon	2	24	12.0	17	0
Kylan Granson	2	14	7.0	8	0
Mike Strachan	1	23	23.0	23	0
Mo Alie-Cox	1	9	9.0	9	0
Jonathan Taylor	1	9	9.0	9	0
<b>TOTAL</b>	<b>16</b>	<b>195</b>	<b>12.2</b>	<b>39</b>	<b>0</b>

TOP DEFENSE	TOT	SOLO	AST	SCK	YDS	INT
Bobby Okereke	11	9	2	0.0	0.0	0
Zaire Franklin	10	8	2	0.0	0.0	0
Rodney McLeod Jr.	6	5	1	0.0	0.0	0

FIELD GOALS	FGM/FGA	PERCENT	RESULTS
	No Field Goals		

### JACKSONVILLE JAGUARS

PASSING	ATT	CP	YDS	SK/YD	TD	LG	INT	RTG
Trevor Lawrence	30	25	235	0/0	2	26	0	121.5
<b>TOTAL</b>	<b>30</b>	<b>25</b>	<b>235</b>	<b>0/0</b>	<b>2</b>	<b>26</b>	<b>0</b>	<b>121.5</b>

RUSHING	ATT	YDS	AVG	LG	TD
James Robinson	23	64	2.8	37	1
Travis Etienne Jr.	9	20	2.2	6	0
Trevor Lawrence	3	11	3.7	8	0
Jamal Agnew	2	1	0.5	2	0
<b>TOTAL</b>	<b>37</b>	<b>96</b>	<b>2.6</b>	<b>37</b>	<b>1</b>

RECEIVING	NO	YDS	AVG	LG	TD
Evan Engram	7	46	6.6	12	0
Christian Kirk	6	78	13.0	26	2
Travis Etienne Jr.	3	33	11.0	14	0
Marvin Jones Jr.	3	33	11.0	13	0
Zay Jones	3	23	7.7	10	0
James Robinson	2	14	7.0	10	0
Dan Arnold	1	8	8.0	8	0
<b>TOTAL</b>	<b>25</b>	<b>235</b>	<b>9.4</b>	<b>26</b>	<b>2</b>

TOP DEFENSE	TOT	SOLO	AST	SCK	YDS	INT
Andre Cisco	6	4	2	0.0	0.0	1
Devin Lloyd	6	3	3	0.0	0.0	1
Shaquill Griffin	4	3	1	0.0	0.0	0

FIELD GOALS	FGM/FGA	PERCENT	RESULTS
Riley Patterson	1-1	100.0	52G
<b>TOTAL</b>	<b>1-1</b>	<b>100.0</b>	

Indianapolis fell to 0-1-1 after being shutout by the Jacksonville Jaguars, 24-0, at TIAA Bank Field. The Jaguars scored on their opening offensive possession following a 15-play drive that resulted in a Christian Kirk 10-yard touchdown reception. Jacksonville added another touchdown and a field goal in the second quarter to take a 17-0 halftime lead. The Jaguars scored the only points in the second half with Kirk's second touchdown of the game, a five-yard score, with 17 seconds remaining in the third quarter. Matt Ryan completed 16-of-30 passes for 195 yards with three interceptions. Jonathan Taylor led the team with nine carries for 54 yards while Ashton Dulin led the team in receiving with five catches for 79 yards. Defensively, Bobby Okereke logged 11 tackles (nine solo) and 1.0 tackle for loss.

### TEAM STATISTICS

	COLTS	JAGUARS
First Downs	9	21
3rd-Down Eff. (Made/Att/Pct)	2/10/20%	6/15/40%
4th-Down Eff. (Made/Att/Pct)	0/2/0%	2/3/67%
Total Net Yards	218	331
Total Plays	48	67
Yards Per Play	4.5	4.9
Rushes/Net Yards	13/54	37/96
Net Passing	164	235
Pass Attempts/Completions	30/16	30/25
Had Intercepted	3	0
Sacked/Yards Lost	5/31	0/0
Punts/Average	5/45.6	5/45.6
Penalties/Yards	5/30	3/19
Fumbles/Lost	2/0	0/0
Possession Time	21:45	38:15



# GAME SUMMARIES



17

## WEEK 3

Kansas City Chiefs 17, Indianapolis Colts 20  
55,975 U Lucas Oil Stadium U Sep 25, 2022



20

Kansas City Chiefs	6	8	3	0	—	17
Indianapolis Colts	7	3	3	7	—	20

### SCORING DRIVES

TEAM	QTR	TIME	SCORING PLAY	KC	IND
Colts	1	12:24	J.Woods 1 yd. pass from M.Ryan (C.McLaughlin kick) (3-4, 1:23)	0	7
Chiefs	1	00:34	T.Kelce 3 yd. pass from P.Mahomes (kick failed, wl) (4-35, 2:03)	6	7
Colts	2	09:40	C.McLaughlin 43 yd. Field Goal (11-46, 5:54)	6	10
Chiefs	2	01:46	C.Edwards-Helaire 1 yd. run (P.Mahomes-T.Kelce pass) (5-21, 1:37)	14	10
Chiefs	3	07:56	M.Ammendola 26 yd. Field Goal (15-62, 7:04)	17	10
Colts	3	02:53	C.McLaughlin 51 yd. Field Goal (10-42, 5:03)	17	13
Colts	4	00:24	J.Woods 12 yd. pass from M.Ryan (C.McLaughlin kick) (16-76, 8:14)	17	20

### KANSAS CITY CHIEFS

PASSING	ATT	CP	YDS	SK/YD	TD	LG	INT	RTG
Patrick Mahomes	35	20	262	1/5	1	53	1	78.5
Tommy Townsend	1	0	0	0/0	0	0	0	39.6
<b>TOTAL</b>	<b>36</b>	<b>20</b>	<b>262</b>	<b>1/5</b>	<b>1</b>	<b>53</b>	<b>1</b>	<b>76.4</b>

RUSHING	ATT	YDS	AVG	LG	TD
Patrick Mahomes	4	26	6.5	10	0
Jerick McKinnon	7	20	2.9	6	0
Isiah Pacheco	3	9	3.0	5	0
Michael Burton	1	2	2.0	2	0
Travis Kelce	1	1	1.0	1	0
Clyde Edwards-Helaire	7	0	0.0	4	1
<b>TOTAL</b>	<b>23</b>	<b>58</b>	<b>2.5</b>	<b>10</b>	<b>1</b>

RECEIVING	NO	YDS	AVG	LG	TD
JuJu Smith-Schuster	5	89	17.8	53	0
Clyde Edwards-Helaire	5	39	7.8	16	0
Travis Kelce	4	58	14.5	29	1
Marquez Valdes-Scantling	4	48	12.0	24	0
Noah Gray	1	26	26.0	26	0
Mecole Hardman	1	2	2.0	2	0
<b>TOTAL</b>	<b>20</b>	<b>262</b>	<b>13.1</b>	<b>53</b>	<b>1</b>

TOP DEFENSE	TOT	SOLO	AST	SCK	YDS	INT
Darius Harris	13	6	7	0.0	0.0	0
Nick Bolton	9	6	3	2.0	19.0	0
Khalen Saunders	8	3	5	0.0	0.0	0

FIELD GOALS	FGM/FGA	PERCENT	RESULTS
Matt Ammendola	1-2	50.0	26G, 34WL
<b>TOTAL</b>	<b>1-2</b>	<b>50.0</b>	

The Colts earned their first victory of the season defeating the Kansas City Chiefs, 20-17, in their home opener. Indianapolis struck first when tight end Jelani Woods recorded his first career touchdown on a one-yard catch. Travis Kelce responded for the Chiefs with a three-yard touchdown reception at the end of the first quarter, making the score 7-6. Following a Colts field goal from Chase McLaughlin, Kansas City took a 14-10 halftime lead on a Clyde Edwards-Helaire one-yard rushing touchdown and a two-point conversion with 1:46 remaining in the second half. Both teams swapped field goals in the third quarter, McLaughlin connecting from 51 yards to cut the Chiefs' lead to 17-13. Indianapolis took the possession of the ball with 8:38 remaining in the fourth quarter. Quarterback Matt Ryan constructed a 16-play, 76-yard drive that was capped by Woods's second touchdown of the game on a 12-yard grab which proved to be the game-winner. Ryan finished the game having completed 27-of-37 passes for 222 yards and two touchdowns for a 105.9 quarterback rating. Jonathan Taylor led the team with 71 rushing yards while Michael Pittman, Jr. paced the Colts with eight catches for 72 yards. Defensively, Zaire Franklin led the team with 12 tackles, while Yannick Ngakoue recorded his first sack with the Colts and Rodney McLeod notched the game-ending interception.

### INDIANAPOLIS COLTS

PASSING	ATT	CP	YDS	SK/YD	TD	LG	INT	RTG
Matt Ryan	37	27	222	5/45	2	30	0	105.9
<b>TOTAL</b>	<b>37</b>	<b>27</b>	<b>222</b>	<b>5/45</b>	<b>2</b>	<b>30</b>	<b>0</b>	<b>105.9</b>

RUSHING	ATT	YDS	AVG	LG	TD
Jonathan Taylor	21	71	3.4	13	0
Nyheim Hines	3	7	2.3	7	0
Matt Ryan	3	4	1.3	3	0
<b>TOTAL</b>	<b>27</b>	<b>82</b>	<b>3.0</b>	<b>13</b>	<b>0</b>

RECEIVING	NO	YDS	AVG	LG	TD
Michael Pittman Jr.	8	72	9.0	26	0
Nyheim Hines	5	23	4.6	8	0
Alec Pierce	3	61	20.3	30	0
Jonathan Taylor	3	20	6.7	9	0
Jelani Woods	2	13	6.5	12t	2
Parris Campbell	2	10	5.0	8	0
Kylen Granson	2	7	3.5	5	0
Mo Alie-Cox	1	9	9.0	9	0
Ashton Dulin	1	7	7.0	7	0
<b>TOTAL</b>	<b>27</b>	<b>222</b>	<b>8.2</b>	<b>30</b>	<b>2</b>

TOP DEFENSE	TOT	SOLO	AST	SCK	YDS	INT
Zaire Franklin	12	8	4	0.0	0.0	0
Bobby Okereke	7	4	3	0.0	0.0	0
Stephon Gilmore	5	5	0	0.0	0.0	0

FIELD GOALS	FGM/FGA	PERCENT	RESULTS
Chase McLaughlin	2-2	100.0	43G, 51G
<b>TOTAL</b>	<b>2-2</b>	<b>100.0</b>	

### TEAM STATISTICS

	CHIEFS	COLTS
First Downs	20	19
3rd-Down Eff. (Made/Att/Pct)	3/10/30%	6/15/40%
4th-Down Eff. (Made/Att/Pct)	1/2/50%	1/3/33%
Total Net Yards	315	259
Total Plays	60	69
Yards Per Play	5.3	3.8
Rushes/Net Yards	23/58	27/82
Net Passing	257	177
Pass Attempts/Completions	36/20	37/27
Had Intercepted	1	0
Sacked/Yards Lost	1/5	5/45
Punts/Average	3/56.7	3/51.3
Penalties/Yards	6/45	4/34
Fumbles/Lost	2/1	2/1
Possession Time	26:28	33:32

# GAME SUMMARIES



24

## WEEK 4

Tennessee Titans 24, Indianapolis Colts 17  
65,781 U Lucas Oil Stadium U Oct 2, 2022



17

Tennessee Titans	14	10	0	0	—	24
Indianapolis Colts	0	10	7	0	—	17

### SCORING DRIVES

TEAM	QTR	TIME	SCORING PLAY	TEN	IND
Titans	1	08:00	R.Woods 7 yd. pass from R.Tannehill (R.Bullock kick) (5-32, 2:47)	7	0
Titans	1	03:46	D.Henry 19 yd. run (R.Bullock kick) (6-75, 3:19)	14	0
Colts	2	13:25	C.McLaughlin 27 yd. Field Goal (11-66, 5:21)	14	3
Titans	2	09:39	R.Bullock 44 yd. Field Goal (9-41, 3:46)	17	3
Titans	2	07:40	C.Okonkwo 8 yd. pass from R.Tannehill (R.Bullock kick) (5-28, 1:54)	24	3
Colts	2	02:13	M.Allie-Cox 14 yd. pass from M.Ryan (C.McLaughlin kick) (9-75, 5:27)	24	10
Colts	3	07:26	M.Allie-Cox 7 yd. pass from M.Ryan (C.McLaughlin kick) (8-67, 5:09)	24	17

### TENNESSEE TITANS

PASSING	ATT	CP	YDS	SK/YD	TD	LG	INT	RTG
Ryan Tannehill	21	17	137	3/21	2	23	0	125.6
<b>TOTAL</b>	<b>21</b>	<b>17</b>	<b>137</b>	<b>3/21</b>	<b>2</b>	<b>23</b>	<b>0</b>	<b>125.6</b>

RUSHING	ATT	YDS	AVG	LG	TD
Derrick Henry	22	114	5.2	19t	1
Ryan Tannehill	5	9	1.8	9	0
Treyton Burks	1	4	4.0	4	0
<b>TOTAL</b>	<b>28</b>	<b>127</b>	<b>4.5</b>	<b>19T</b>	<b>1</b>

RECEIVING	NO	YDS	AVG	LG	TD
Robert Woods	4	30	7.5	10	1
Dontrell Hilliard	4	18	4.5	8	0
Chig Okonkwo	3	38	12.7	23	1
Derrick Henry	3	33	11.0	22	0
Treyton Burks	2	14	7.0	8	0
Austin Hooper	1	4	4.0	4	0
<b>TOTAL</b>	<b>17</b>	<b>137</b>	<b>8.1</b>	<b>23</b>	<b>2</b>

TOP DEFENSE	TOT	SOLO	AST	SCK	YDS	INT
Dylan Cole	7	5	2	0.0	0.0	0
Roger McCreary	7	5	2	0.0	0.0	0
David Long Jr.	7	4	3	0.0	0.0	0

FIELD GOALS	FGM/FGA	PERCENT	RESULTS
Randy Bullock	1-1	100.0	44G
<b>TOTAL</b>	<b>1-1</b>	<b>100.0</b>	

Indianapolis fell to 1-2-1 following a 24-17 loss against the Tennessee Titans at Lucas Oil Stadium. The Titans took at 24-10 halftime lead after scoring on four of their first five possessions in the first half. Ryan Tannehill threw two touchdown passes while Derrick Henry scored on a 19-yard run. Randy Bullock also added a 44-yard field goal. The Colts found the scoreboard in the second quarter on a Chase McLaughlin 27-yard field goal. Two possessions later Mo Alie-Cox found the end zone on a 14-yard reception. Alie-Cox notched his second touchdown of the game on the team's first drive of the third quarter to cut Tennessee's lead to 24-17. The Colts defense did not allow a point in the second half, but a comeback fell short as Indianapolis was not able to get in the end zone to tie the game. Quarterback Matt Ryan completed 27-of-37 passes for 356 yards, two touchdowns, and one interception for a 109.7 passer rating. Alie-Cox led the team with six receptions for 85 yards and two scores while Jonathan Taylor paced the team with 20 carries for 42 yards. Defensively, Zaire Franklin totaled a single-game career-best 15 tackles while Grover Stewart, Kwity Paye, and Dayo Odeyngbo each tallied 1.0 sack each.

### INDIANAPOLIS COLTS

PASSING	ATT	CP	YDS	SK/YD	TD	LG	INT	RTG
Matt Ryan	37	27	356	3/29	2	44	1	109.7
<b>TOTAL</b>	<b>37</b>	<b>27</b>	<b>356</b>	<b>3/29</b>	<b>2</b>	<b>44</b>	<b>1</b>	<b>109.7</b>

RUSHING	ATT	YDS	AVG	LG	TD
Jonathan Taylor	20	42	2.1	11	0
Nyheim Hines	1	0	0.0	0	0
Matt Ryan	2	-4	-2.0	2	0
<b>TOTAL</b>	<b>23</b>	<b>38</b>	<b>1.7</b>	<b>11</b>	<b>0</b>

RECEIVING	NO	YDS	AVG	LG	TD
Mo Alie-Cox	6	85	14.2	34	2
Alec Pierce	4	80	20.0	44	0
Kylen Granson	4	62	15.5	20	0
Parris Campbell	4	43	10.8	20	0
Michael Pittman Jr.	3	31	10.3	14	0
Ashton Dulin	2	18	9.0	10	0
Nyheim Hines	2	3	1.5	6	0
Jelani Woods	1	33	33.0	33	0
Jonathan Taylor	1	1	1.0	1	0
<b>TOTAL</b>	<b>27</b>	<b>356</b>	<b>13.2</b>	<b>44</b>	<b>2</b>

TOP DEFENSE	TOT	SOLO	AST	SCK	YDS	INT
Zaire Franklin	15	8	7	0.0	0.0	0
Bobby Okereke	8	5	3	0.0	0.0	0
Kenny Moore II	5	3	2	0.0	0.0	0

FIELD GOALS	FGM/FGA	PERCENT	RESULTS
Chase McLaughlin	1-2	50.0	27G, 51WL
<b>TOTAL</b>	<b>1-2</b>	<b>50.0</b>	

### TEAM STATISTICS

	TITANS	COLTS
First Downs	19	21
3rd-Down Eff. (Made/Att/Pct)	5/12/42%	7/13/54%
4th-Down Eff. (Made/Att/Pct)	0/0/0%	0/0/0%
Total Net Yards	243	365
Total Plays	52	63
Yards Per Play	4.7	5.8
Rushes/Net Yards	28/127	23/38
Net Passing	116	327
Pass Attempts/Completions	21/17	37/27
Held Intercepted	0	1
Sacked/Yards Lost	3/21	3/28
Punts/Average	4/52.8	2/33.5
Penalties/Yards	6/40	7/50
Fumbles/Lost	0/0	3/2
Possession Time	26:03	33:57

# GAME SUMMARIES



12

## WEEK 5

Indianapolis Colts 12, Denver Broncos 9 (OT)  
76,667 U Empower Field at Mile High U Oct 6, 2022



9

Indianapolis Colts	0	3	3	3	3	—	12
Denver Broncos	3	3	3	0	0	—	9

### SCORING DRIVES

TEAM	QTR	TIME	SCORING PLAY	IND	DEN
Broncos	1	09:28	B.McManus 33 yd. Field Goal (10-49, 4:09)	0	3
Broncos	2	10:58	B.McManus 44 yd. Field Goal (10-40, 4:14)	0	6
Colts	2	00:12	C.McLaughlin 52 yd. Field Goal (14-52, 3:36)	3	6
Colts	3	08:51	C.McLaughlin 51 yd. Field Goal (9-34, 3:57)	6	6
Broncos	3	03:19	B.McManus 45 yd. Field Goal (4-0, 0:19)	6	9
Colts	4	00:05	C.McLaughlin 31 yd. Field Goal (10-67, 2:08)	9	9
Colts	OT	05:50	C.McLaughlin 48 yd. Field Goal (8-45, 4:10)	12	9

### INDIANAPOLIS COLTS

PASSING	ATT	CP	YDS	SK/YD	TD	LG	INT	RTG
Matt Ryan	41	26	251	6/51	0	21	2	60.1
<b>TOTAL</b>	<b>41</b>	<b>26</b>	<b>251</b>	<b>6/51</b>	<b>0</b>	<b>21</b>	<b>2</b>	<b>60.1</b>

RUSHING	ATT	YDS	AVG	LG	TD
Deon Jackson	13	62	4.8	17	0
Phillip Lindsay	11	40	3.6	15	0
Nyheim Hines	1	3	3.0	3	0
Matt Ryan	1	1	1.0	1	0
<b>TOTAL</b>	<b>26</b>	<b>106</b>	<b>4.1</b>	<b>17</b>	<b>0</b>

RECEIVING	NO	YDS	AVG	LG	TD
Alec Pierce	8	81	10.1	17	0
Michael Pittman Jr.	5	59	11.8	19	0
Deon Jackson	4	29	7.3	21	0
Phillip Lindsay	3	14	4.7	7	0
Parris Campbell	2	22	11.0	12	0
Ashton Dulin	1	18	18.0	18	0
Kylen Granson	1	16	16.0	16	0
Mo Alie-Cox	1	7	7.0	7	0
Nyheim Hines	1	5	5.0	5	0
<b>TOTAL</b>	<b>26</b>	<b>251</b>	<b>9.7</b>	<b>21</b>	<b>0</b>

TOP DEFENSE	TOT	SOLO	AST	SCK	YDS	INT
Bobby Okereke	9	6	3	0.0	0.0	0
Zaire Franklin	9	4	5	0.0	0.0	0
DeForest Buckner	8	4	4	2.0	13.0	0

FIELD GOALS	FGM/FGA	PERCENT	RESULTS
Chase McLaughlin	4-4	100.0	52G, 51G, 31G, 48G
<b>TOTAL</b>	<b>4-4</b>	<b>100.0</b>	

The Colts improved to 2-2-1 following a 12-9 overtime victory against the Denver Broncos on Thursday Night Football. It marked the first time Indianapolis won a game without scoring a touchdown since Week 1 of 2003. Denver jumped out to a 6-0 following a Brandon McManus 33-yard field goal in the first quarter and a 44-yard conversion in the second quarter. Chase McLaughlin gave the Colts their first points with a 52-yard conversion with 12 seconds remaining in the second quarter as the Broncos lead to 6-3 at halftime. Both teams traded field goals in the third quarter as Denver maintained its three-point lead into the final stanza. On the last drive of regulation, McLaughlin converted his third field goal of the game from 31 yards to bring the game to overtime. After winning the toss, Indianapolis drove 45 yards in eight plays to set up a 48-yard field goal and a three-point advantage. On the Broncos ensuing possession, Russell Wilson drove the team 70 yards to the Colts five-yard line. On fourth down, Wilson's pass was broken up in the end zone by Stephon Gilmore to seal the win. Matt Ryan completed 26-of-41 passes for 251 yards and two interceptions for a 60.1 passer rating. Deon Jackson led the team in rushing with 13 carries for 62 yards while rookie Alec Pierce led the team in receiving with eight receptions for 81 yards. Defensively, the Colts recorded 4.0 sacks led by DeForest Buckner (2.0) and Yannick Ngakoue (1.5). Gilmore finished with five tackles, one interception and two passes defensed.

### DENVER BRONCOS

PASSING	ATT	CP	YDS	SK/YD	TD	LG	INT	RTG
Russell Wilson	39	21	274	4/24	0	51	2	54.9
<b>TOTAL</b>	<b>39</b>	<b>21</b>	<b>274</b>	<b>4/24</b>	<b>0</b>	<b>51</b>	<b>2</b>	<b>54.9</b>

RUSHING	ATT	YDS	AVG	LG	TD
Melvin Gordon III	15	54	3.6	17	0
Mike Boone	7	38	5.4	18	0
Russell Wilson	4	22	5.5	18	0
Montrell Washington	1	9	9.0	9	0
Devine Ozigbo	1	2	2.0	2	0
<b>TOTAL</b>	<b>28</b>	<b>125</b>	<b>4.5</b>	<b>18</b>	<b>0</b>

RECEIVING	NO	YDS	AVG	LG	TD
Courtland Sutton	5	74	14.8	51	0
Eric Saubert	5	36	7.2	10	0
Jerry Jeudy	3	53	17.7	37	0
Melvin Gordon III	3	49	16.3	24	0
Mike Boone	3	47	15.7	34	0
K.J. Hamler	1	10	10.0	10	0
Albert Okwuegbunam	1	5	5.0	5	0
<b>TOTAL</b>	<b>21</b>	<b>274</b>	<b>13.0</b>	<b>51</b>	<b>0</b>

TOP DEFENSE	TOT	SOLO	AST	SCK	YDS	INT
Alex Singleton	9	5	4	0.0	0.0	0
Bradley Chubb	7	4	3	2.5	13.5	0
Pat Surtain II	7	4	3	0.0	0.0	0

FIELD GOALS	FGM/FGA	PERCENT	RESULTS
Brandon McManus	3-4	75.0	33G, 44G, 34B, 45G
<b>TOTAL</b>	<b>3-4</b>	<b>75.0</b>	

### TEAM STATISTICS

	COLTS	BRONCOS
First Downs	19	18
3rd-Down Eff. (Made/Att/Pct)	4/16/25%	2/15/13%
4th-Down Eff. (Made/Att/Pct)	0/0/0%	1/2/50%
Total Net Yards	306	375
Total Plays	73	71
Yards Per Play	4.2	5.3
Rushes/Net Yards	26/106	28/125
Net Passing	200	250
Pass Attempts/Completions	41/26	39/21
Had Intercepted	2	2
Sacked/Yards Lost	6/51	4/24
Punts/Average	7/44.3	5/45.8
Penalties/Yards	8/64	7/49
Fumbles/Lost	4/0	2/0
Possession Time	34:36	32:51



# GAME SUMMARIES



27

## WEEK 6

Jacksonville Jaguars 27, Indianapolis Colts 34  
65,749 U Lucas Oil Stadium U Oct 16, 2022



34

Jacksonville Jaguars .....	7	7	7	6	—	27
Indianapolis Colts .....	0	13	6	15	—	34

### SCORING DRIVES

TEAM	QTR	TIME	SCORING PLAY	JAX	IND
Jaguars	1	03:48	T.Lawrence 1 yd. run (R.Patterson kick) (6-56, 3:30)	7	0
Colts	2	13:56	C.McLaughlin 28 yd. Field Goal (13-67, 4:52)	7	3
Jaguars	2	11:27	J.Hasty 61 yd. run (R.Patterson kick) (4-75, 2:29)	14	3
Colts	2	02:06	P.Campbell 4 yd. pass from M.Ryan (C.McLaughlin kick) (8-54, 4:28)	14	10
Colts	2	00:21	C.McLaughlin 42 yd. Field Goal (9-37, 1:10)	14	13
Jaguars	3	10:55	T.Lawrence 2 yd. run (R.Patterson kick) (7-75, 4:05)	21	13
Colts	3	05:44	D.Jackson 3 yd. run (pass failed) (10-75, 5:11)	21	19
Colts	4	12:47	J.Woods 10 yd. pass from M.Ryan (C.McLaughlin kick) (9-66, 3:22)	21	26
Jaguars	4	02:44	C.Kirk 4 yd. pass from T.Lawrence (pass failed) (18-84, 10:03)	27	26
Colts	4	00:17	A.Pierce 32 yd. pass from M.Ryan (P.Lindsay run) (11-66, 2:27)	27	34

### JACKSONVILLE JAGUARS

PASSING	ATT	CP	YDS	SK/YD	TD	LG	INT	RTG
Trevor Lawrence	22	20	165	4/29	1	22	0	113.1
<b>TOTAL</b>	<b>22</b>	<b>20</b>	<b>165</b>	<b>4/29</b>	<b>1</b>	<b>22</b>	<b>0</b>	<b>113.1</b>

RUSHING	ATT	YDS	AVG	LG	TD
Travis Etienne Jr.	10	86	8.6	48	0
Ja'Mycal Hasty	3	57	19.0	61t	1
James Robinson	12	54	4.5	14	0
Trevor Lawrence	6	23	3.8	13	2
Jamal Agnew	1	19	19.0	19	0
Christian Kirk	1	4	4.0	4	0
<b>TOTAL</b>	<b>33</b>	<b>243</b>	<b>7.4</b>	<b>61T</b>	<b>3</b>

RECEIVING	NO	YDS	AVG	LG	TD
Zay Jones	5	42	8.4	18	0
Evan Engram	5	40	8.0	16	0
Christian Kirk	4	24	6.0	12	1
Travis Etienne Jr.	2	22	11.0	22	0
Tim Jones	1	20	20.0	20	0
Luke Farrell	1	11	11.0	11	0
Jamal Agnew	1	5	5.0	5	0
James Robinson	1	1	1.0	1	0
<b>TOTAL</b>	<b>20</b>	<b>165</b>	<b>8.3</b>	<b>22</b>	<b>1</b>

TOP DEFENSE	TOT	SOLO	AST	SCK	YDS	INT
Foyesade Oluokun	12	6	6	0.0	0.0	0
Shaquill Griffin	9	7	2	0.0	0.0	0
Andre Cisco	9	6	3	0.0	0.0	0

FIELD GOALS	FGM/FGA	PERCENT	RESULTS
No Field Goals			

The Colts improved to 3-2-1 following a 34-27 victory against AFC South rival, Jacksonville at Lucas Oil Stadium. The Jaguars jumped to a 14-3 lead in the second quarter following a one-yard touchdown run from Trevor Lawrence and a 61-yard scoring run from Ja'Mycal Hasty. Indianapolis wide receiver Parris Campbell found the end zone with 2:06 remaining in the first half to cut the Jacksonville lead to 14-10. On Indy's ensuing possession, Chase McLaughlin notched his second field goal of the game to cut the Jaguars advantage to one at halftime. Jacksonville regained the lead in the third quarter when Lawrence rushed for his second touchdown at the 10:55 mark. The Colts responded on their next drive with a Deon Jackson three-yard rushing touchdown and then took the lead when Jelani Woods caught a 10-yard touchdown from Matt Ryan at the start of the fourth quarter. The Jaguars gained a 27-26 advantage with 2:44 remaining in the game on a Christian Kirk four-yard touchdown reception. Matt Ryan then drove Indianapolis 66 yards on their final possession and capped his 45th career game-winning drive with a 32-yard touchdown pass to Alec Pierce. Ryan set a career-high with 42 completions while throwing for 389 yards and three touchdowns. Jackson led the Colts in rushing with 12 carries for 42 yards and added 10 receptions for 79 yards. Michael Pittman Jr. led the team in receiving with career highs in receptions (13) and receiving yards (134). Defensively, Indianapolis logged 4.0 sacks while Bobby Okereke led the team with 13 tackles.

### INDIANAPOLIS COLTS

PASSING	ATT	CP	YDS	SK/YD	TD	LG	INT	RTG
Matt Ryan	58	42	389	0/0	3	32t	0	107.6
<b>TOTAL</b>	<b>58</b>	<b>42</b>	<b>389</b>	<b>0/0</b>	<b>3</b>	<b>32T</b>	<b>0</b>	<b>107.6</b>

RUSHING	ATT	YDS	AVG	LG	TD
Deon Jackson	12	42	3.5	11	1
Phillip Lindsay	3	7	2.3	3	0
Matt Ryan	1	-4	-4.0	-4	0
<b>TOTAL</b>	<b>16</b>	<b>45</b>	<b>2.8</b>	<b>11</b>	<b>1</b>

RECEIVING	NO	YDS	AVG	LG	TD
Michael Pittman Jr.	13	134	10.3	20	0
Deon Jackson	10	79	7.9	22	0
Parris Campbell	7	57	8.1	15	1
Kylen Granson	4	38	9.5	17	0
Alec Pierce	3	49	16.3	32t	1
Phillip Lindsay	3	5	1.7	5	0
Jelani Woods	2	27	13.5	17	1
<b>TOTAL</b>	<b>42</b>	<b>389</b>	<b>9.3</b>	<b>32T</b>	<b>3</b>

TOP DEFENSE	TOT	SOLO	AST	SCK	YDS	INT
Bobby Okereke	13	8	5	0.0	0.0	0
Zaire Franklin	11	7	4	0.0	0.0	0
Rodney Thomas II	7	4	3	0.0	0.0	0

FIELD GOALS	FGM/FGA	PERCENT	RESULTS
Chase McLaughlin	2-2	100.0	28G, 42G
<b>TOTAL</b>	<b>2-2</b>	<b>100.0</b>	

### TEAM STATISTICS

	JAGUARS	COLTS
First Downs	25	29
3rd-Down Eff. (Made/Att/Pct)	5/10/50%	10/15/67%
4th-Down Eff. (Made/Att/Pct)	1/2/50%	0/0/0%
Total Net Yards	379	434
Total Plays	59	74
Yards Per Play	6.4	5.9
Rushes/Net Yards	33/243	16/45
Net Passing	136	389
Pass Attempts/Completions	22/20	58/42
Had Intercepted	0	0
Sacked/Yards Lost	4/29	0/0
Punts/Average	3/50.3	3/36.7
Penalties/Yards	4/44	7/52
Fumbles/Lost	2/1	2/0
Possession Time	31:11	28:49

# GAME SUMMARIES



10

## WEEK 7

Indianapolis Colts 10, Tennessee Titans 19  
69,459 U Nissan Stadium U Oct 23, 2022



19

Indianapolis Colts	0	0	7	3	—	10
Tennessee Titans	3	10	0	6	—	19

### SCORING DRIVES

TEAM	QTR	TIME	SCORING PLAY	IND	TEN
Titans	1	04:03	R.Bullock 27 yd. Field Goal (11-62, 5:32)	0	3
Titans	2	09:25	A.Adams 76 yd. interception return (R.Bullock kick)	0	10
Titans	2	01:57	R.Bullock 28 yd. Field Goal (8-52, 3:44)	0	13
Colts	3	04:07	P.Campbell 4 yd. pass from M.Ryan (C.McLaughlin kick)(12-58, 6:20)	7	13
Titans	4	13:47	R.Bullock 38 yd. Field Goal (11-55, 5:20)	7	16
Colts	4	08:31	C.McLaughlin 50 yd. Field Goal (8-24, 2:35)	10	16
Titans	4	04:47	R.Bullock 48 yd. Field Goal (9-41, 3:44)	10	19

### INDIANAPOLIS COLTS

PASSING	ATT	CP	YDS	SK/YD	TD	LG	INT	RTG
Matt Ryan	44	33	243	3/16	1	20	2	76.2
<b>TOTAL</b>	<b>44</b>	<b>33</b>	<b>243</b>	<b>3/16</b>	<b>1</b>	<b>20</b>	<b>2</b>	<b>76.2</b>

RUSHING	ATT	YDS	AVG	LG	TD
Jonathan Taylor	10	58	5.8	14	0
Deon Jackson	2	3	1.5	4	0
Nyheim Hines	4	2	0.5	2	0
Matt Ryan	1	2	2.0	2	0
<b>TOTAL</b>	<b>17</b>	<b>65</b>	<b>3.8</b>	<b>14</b>	<b>0</b>

RECEIVING	NO	YDS	AVG	LG	TD
Parris Campbell	10	70	7.0	11	1
Jonathan Taylor	7	27	3.9	9	0
Michael Pittman Jr.	6	58	9.7	14	0
Nyheim Hines	5	41	8.2	14	0
Alec Pierce	3	37	12.3	20	0
Kylen Granson	1	6	6.0	6	0
Jelani Woods	1	4	4.0	4	0
<b>TOTAL</b>	<b>33</b>	<b>243</b>	<b>7.4</b>	<b>20</b>	<b>1</b>

TOP DEFENSE	TOT	SOLO	AST	SCK	YDS	INT
Grover Stewart	12	7	5	0.0	0.0	0
Bobby Okereke	10	6	4	0.0	0.0	0
Zaire Franklin	7	4	3	0.0	0.0	0

FIELD GOALS	FGM/FGA	PERCENT	RESULTS
Chase McLaughlin	1-1	100.0	50G
<b>TOTAL</b>	<b>1-1</b>	<b>100.0</b>	

The Colts were defeated by the Tennessee Titans, 19-10, to fall to 3-3-1 on the season. Following a Titans field goal on their second possession of the game, Colts quarterback Matt Ryan threw an interception which was returned 76 yards for a Tennessee touchdown. The Titans added a 28-yard field goal with 1:57 remaining in the second quarter to take a 13-0 halftime lead. Indianapolis added his fourth field goal of the game to solidify the Titans victory. Ryan completed 33-of-44 passes for 243 yards, one touchdown, and two interceptions for a 76.2 passer rating. Jonathan Taylor led the team in rushing with 10 carries for 58 yards while Parris Campbell set a single-game career-high in receptions (10) totaling 70 yards. Defensively, Grover Stewart had 12 tackles (six solo) while Yannick Ngakoue and Kenny Moore II each recorded 1.0 sack.

### TENNESSEE TITANS

PASSING	ATT	CP	YDS	SK/YD	TD	LG	INT	RTG
Ryan Tannehill	20	13	132	2/16	0	27	0	83.8
<b>TOTAL</b>	<b>20</b>	<b>13</b>	<b>132</b>	<b>2/16</b>	<b>0</b>	<b>27</b>	<b>0</b>	<b>83.8</b>

RUSHING	ATT	YDS	AVG	LG	TD
Derrick Henry	30	128	4.3	23	0
Ryan Tannehill	4	6	1.5	8	0
Dontrell Hilliard	1	4	4.0	4	0
<b>TOTAL</b>	<b>35</b>	<b>138</b>	<b>3.9</b>	<b>23</b>	<b>0</b>

RECEIVING	NO	YDS	AVG	LG	TD
Austin Hooper	3	56	18.7	23	0
Robert Woods	3	26	8.7	13	0
Derrick Henry	3	10	3.3	9	0
Cody Hollister	2	32	16.0	27	0
Hassan Haskins	1	5	5.0	5	0
Mission Kinsey	1	3	3.0	3	0
<b>TOTAL</b>	<b>13</b>	<b>132</b>	<b>10.2</b>	<b>27</b>	<b>0</b>

TOP DEFENSE	TOT	SOLO	AST	SCK	YDS	INT
Amari Hooker	10	9	1	0.0	0.0	0
Andrew Adams	10	6	4	0.0	0.0	1
David Long Jr.	8	5	3	0.0	0.0	1

FIELD GOALS	FGM/FGA	PERCENT	RESULTS
Randy Bullock	4-4	100.0	27G, 28G, 38G, 48G
<b>TOTAL</b>	<b>4-4</b>	<b>100.0</b>	

### TEAM STATISTICS

	COLTS	TITANS
First Downs	17	16
3rd-Down Eff. (Made/Att/Pct)	4/13/31%	5/12/42%
4th-Down Eff. (Made/Att/Pct)	1/1/100%	0/0/0%
Total Net Yards	292	254
Total Plays	64	57
Yards Per Play	4.6	4.5
Rushes/Net Yards	17/65	35/138
Net Passing	227	116
Pass Attempts/Completions	44/33	20/13
Had Intercepted	2	0
Sacked/Yards Lost	3/16	2/16
Punts/Average	5/35.2	3/54.7
Penalties/Yards	4/28	2/15
Fumbles/Lost	1/1	1/1
Possession Time	28:27	31:33





# GAME SUMMARIES



17

## WEEK 8

Washington Commanders 17, Indianapolis Colts 16  
65,515 U Lucas Oil Stadium U Oct 30, 2022



16

Washington Commanders .....	0	7	0	10	—	17
Indianapolis Colts .....	0	3	3	10	—	16

### SCORING DRIVES

TEAM	QTR	TIME	SCORING PLAY	WAS	IND
Colts	2	14:13	C.McLaughlin 46 yd. Field Goal (11-64, 6:04)	0	3
Commanders	2	10:55	A.Gibson 9 yd. pass from T.Heinicke (J.Slye kick) (6-75, 3:18)	7	3
Colts	3	07:13	C.McLaughlin 39 yd. Field Goal (10-29, 4:58)	7	6
Colts	4	12:32	C.McLaughlin 20 yd. Field Goal (7-80, 3:40)	7	9
Colts	4	11:12	N.Hines 6 yd. run (C.McLaughlin kick) (2-24, 1:11)	7	16
Commanders	4	04:55	J.Slye 28 yd. Field Goal (12-82, 6:17)	10	16
Commanders	4	00:22	T.Heinicke 1 yd. run (J.Slye kick) (9-89, 2:17)	17	16

### WASHINGTON COMMANDERS

PASSING	ATT	CP	YDS	SK/YD	TD	LG	INT	RTG
Taylor Heinicke	31	23	279	2/13	1	42	1	98.7
<b>TOTAL</b>	<b>31</b>	<b>23</b>	<b>279</b>	<b>2/13</b>	<b>1</b>	<b>42</b>	<b>1</b>	<b>98.7</b>

RUSHING	ATT	YDS	AVG	LG	TD
Taylor Heinicke	6	29	4.8	9	1
Curtis Samuel	4	29	7.3	11	0
Brian Robinson Jr.	8	20	2.5	7	0
Antonio Gibson	7	19	2.7	5	0
J.D. McKissic	2	6	3.0	4	0
Terry McLaurin	1	-7	-7.0	-7	0
<b>TOTAL</b>	<b>28</b>	<b>96</b>	<b>3.4</b>	<b>11</b>	<b>1</b>

RECEIVING	NO	YDS	AVG	LG	TD
Antonio Gibson	7	58	8.3	18	1
Terry McLaurin	6	113	18.8	42	0
Curtis Samuel	3	50	16.7	20	0
J.D. McKissic	3	14	4.7	7	0
Cam Sims	1	21	21.0	21	0
Armani Rogers	1	13	13.0	13	0
John Bates	1	6	6.0	6	0
Dax Milne	1	4	4.0	4	0
<b>TOTAL</b>	<b>23</b>	<b>279</b>	<b>12.1</b>	<b>42</b>	<b>1</b>

TOP DEFENSE	TOT	SOLO	AST	SCK	YDS	INT
Jonathan Allen	9	7	2	1.0	6.0	0
Bobby McCain	8	6	2	0.0	0.0	0
Benjamin St-Juste	7	6	1	0.0	0.0	0

FIELD GOALS	FGM/FGA	PERCENT	RESULTS
Joey Slye	1-1	100.0	28G
<b>TOTAL</b>	<b>1-1</b>	<b>100.0</b>	

The Colts fell to 3-4-1 after being defeated by the Washington Commanders, 17-16, at Lucas Oil Stadium. After a scoreless first quarter, the Colts found the scoreboard first with a 46-yard field goal from Chase McLaughlin in the second stanza. Washington countered with a nine-yard touchdown reception from Antonio Gibson at the 10:55 mark to give the Commanders a 7-3 halftime lead. McLaughlin added his second field goal of the game in the third quarter and split the uprights again from 20 yards at the 12:32 mark in the fourth quarter to give Indianapolis a 9-7 advantage. On the Commanders next possession, Shaquille Leonard intercepted a pass which set up a Nyheim Hines six-yard touchdown run. Washington converted a field goal with 4:55 remaining and got the ball back with 2:39 left in the game. Terry McLaurin caught a 53-yard pass, which set up the game-winning one-yard quarterback sneak from Taylor Heinicke with 22 seconds remaining in the contest. In his first start, quarterback Sam Ehlinger completed 17-of-23 passes for 201 yards for a 100.1 passer rating. Jonathan Taylor led the team in rushing with 16 carries for 76 yards while Michael Pittman Jr. contributed with seven receptions for 53 yards. Defensively, Kenny Moore II led with nine tackles, while DeForest Buckner, Yannick Ngakoue, and Tyquan Lewis all contributed with sacks.

### INDIANAPOLIS COLTS

PASSING	ATT	CP	YDS	SK/YD	TD	LG	INT	RTG
Sam Ehlinger	23	17	201	2/12	0	47	0	100.1
<b>TOTAL</b>	<b>23</b>	<b>17</b>	<b>201</b>	<b>2/12</b>	<b>0</b>	<b>47</b>	<b>0</b>	<b>100.1</b>

RUSHING	ATT	YDS	AVG	LG	TD
Jonathan Taylor	16	76	4.8	27	0
Parris Campbell	1	28	28.0	28	0
Nyheim Hines	5	20	4.0	9	1
Sam Ehlinger	6	15	2.5	7	0
Deon Jackson	1	-4	-4.0	-4	0
<b>TOTAL</b>	<b>29</b>	<b>135</b>	<b>4.7</b>	<b>28</b>	<b>1</b>

RECEIVING	NO	YDS	AVG	LG	TD
Michael Pittman Jr.	7	53	7.6	16	0
Alec Pierce	3	65	21.7	47	0
Kylen Granson	3	11	3.7	15	0
Parris Campbell	2	43	21.5	38	0
Nyheim Hines	2	29	14.5	22	0
<b>TOTAL</b>	<b>17</b>	<b>201</b>	<b>11.8</b>	<b>47</b>	<b>0</b>

TOP DEFENSE	TOT	SOLO	AST	SCK	YDS	INT
Kenny Moore II	9	6	3	0.0	0.0	0
Zaire Franklin	8	6	2	0.0	0.0	0
Grover Stewart	8	6	2	0.0	0.0	0

FIELD GOALS	FGM/FGA	PERCENT	RESULTS
Chase McLaughlin	3-3	100.0	46G, 39G, 20G
<b>TOTAL</b>	<b>3-3</b>	<b>100.0</b>	

### TEAM STATISTICS

	COMMANDERS	COLTS
First Downs	20	15
3rd-Down Eff. (Made/Att/Pct)	2/12/17%	5/12/42%
4th-Down Eff. (Made/Att/Pct)	2/3/67%	0/0/0%
Total Net Yards	362	324
Total Plays	61	54
Yards Per Play	5.9	6.0
Rushes/Net Yards	28/96	29/135
Net Passing	266	189
Pass Attempts/Completions	31/23	23/17
Had Intercepted	1	0
Sacked/Yards Lost	2/13	2/12
Punts/Average	6/49.0	4/56.8
Penalties/Yards	3/52	3/25
Fumbles/Lost	0/0	2/2
Possession Time	30:40	29:20



# GAME SUMMARIES



3

## WEEK 9

Indianapolis Colts 3, New England Patriots 26  
65,878 U Gillette Stadium U Nov 6, 2022



26

Indianapolis Colts .....	0	0	3	0	—	3
New England Patriots .....	0	13	3	10	—	26

### SCORING DRIVES

TEAM	QTR	TIME	SCORING PLAY	IND	NE
Patriots	2	13:30	N.Folk 49 yd. Field Goal (6-42, 2-46)	0	3
Patriots	2	08:50	N.Folk 43 yd. Field Goal (7-19, 3:00)	0	6
Patriots	2	06:12	R.Stevenson 3 yd. pass from M.Jones (N.Folk kick) (2-2, 0:46)	0	13
Colts	3	08:00	C.McLaughlin 40 yd. Field Goal (8-18, 4:40)	3	13
Patriots	3	04:17	N.Folk 43 yd. Field Goal (9-42, 3:43)	3	16
Patriots	4	10:10	N.Folk 28 yd. Field Goal (10-35, 4:45)	3	19
Patriots	4	03:59	Jo.Jones 17 yd. interception return (N.Folk kick)	3	26

### INDIANAPOLIS COLTS

PASSING	ATT	CP	YDS	SK/YD	TD	LG	INT	RTG
Sam Ehlinger	29	15	103	9/60	0	23	1	45.6
<b>TOTAL</b>	<b>29</b>	<b>15</b>	<b>103</b>	<b>9/60</b>	<b>0</b>	<b>23</b>	<b>1</b>	<b>45.6</b>

RUSHING	ATT	YDS	AVG	LG	TD
Sam Ehlinger	5	39	7.8	19	0
Deon Jackson	11	23	2.1	5	0
Jordan Wilkins	3	13	4.3	5	0
Phillip Lindsay	1	2	2.0	2	0
Parris Campbell	1	1	1.0	1	0
Kylen Granson	1	0	0.0	0	0
<b>TOTAL</b>	<b>22</b>	<b>78</b>	<b>3.5</b>	<b>19</b>	<b>0</b>

RECEIVING	NO	YDS	AVG	LG	TD
Jordan Wilkins	4	15	3.8	9	0
Michael Pittman Jr.	3	22	7.3	10	0
Parris Campbell	2	15	7.5	11	0
Mo Alie-Cox	2	13	6.5	8	0
Deon Jackson	2	13	6.5	8	0
Alec Pierce	1	23	23.0	23	0
Jelani Woods	1	2	2.0	2	0
<b>TOTAL</b>	<b>15</b>	<b>103</b>	<b>6.9</b>	<b>23</b>	<b>0</b>

TOP DEFENSE	TOT	SOLO	AST	SCK	YDS	INT
Kwity Paye	8	7	1	1.0	6.0	0
DeForest Buckner	7	4	3	1.0	4.0	0
Zaire Franklin	6	5	1	0.5	2.5	0

FIELD GOALS	FGM/FGA	PERCENT	RESULTS
Chase McLaughlin	1-2	50.0	39WL, 40G
<b>TOTAL</b>	<b>1-2</b>	<b>50.0</b>	

### NEW ENGLAND PATRIOTS

PASSING	ATT	CP	YDS	SK/YD	TD	LG	INT	RTG
Mac Jones	30	20	147	4/14	1	30	0	89.2
<b>TOTAL</b>	<b>30</b>	<b>20</b>	<b>147</b>	<b>4/14</b>	<b>1</b>	<b>30</b>	<b>0</b>	<b>89.2</b>

RUSHING	ATT	YDS	AVG	LG	TD
Rhamondre Stevenson	15	60	4.0	16	0
J.J. Taylor	10	9	0.9	5	0
Jakobi Meyers	1	2	2.0	2	0
Kendrick Bourne	1	1	1.0	1	0
Mac Jones	1	-2	-2.0	-2	0
<b>TOTAL</b>	<b>28</b>	<b>70</b>	<b>2.5</b>	<b>16</b>	<b>0</b>

RECEIVING	NO	YDS	AVG	LG	TD
Jakobi Meyers	5	42	8.4	17	0
Hunter Henry	4	50	12.5	30	0
Jonnu Smith	3	21	7.0	24	0
Kendrick Bourne	3	11	3.7	10	0
Rhamondre Stevenson	3	10	3.3	5	1
J.J. Taylor	1	8	8.0	8	0
Tyquan Thornton	1	5	5.0	5	0
<b>TOTAL</b>	<b>20</b>	<b>147</b>	<b>7.4</b>	<b>30</b>	<b>1</b>

TOP DEFENSE	TOT	SOLO	AST	SCK	YDS	INT
Ja'Whaun Bentley	8	5	3	1.0	5.0	0
Josh Uche	6	5	1	3.0	11.0	0
Matthew Judon	6	4	2	3.0	20.0	0

FIELD GOALS	FGM/FGA	PERCENT	RESULTS
Nick Folk	4-4	100.0	49G, 43G, 43G, 28G
<b>TOTAL</b>	<b>4-4</b>	<b>100.0</b>	

The Colts fell to 3-5-1 after being defeated by the New England Patriots, 26-3, at Gillette Stadium. New England took a 13-0 halftime lead on two field goals and a Mac Jones three-yard touchdown pass following a blocked punt. Colts kicker Chase McLaughlin tallied Indy's only points on a 40-yard field goal at the eight-minute mark in the third quarter. The Patriots added two more field goals and an interception return for a touchdown to close out the game. In his second start at quarterback, Sam Ehlinger completed 15-of-29 passes for 103 yards and one interception for a 45.6 passer rating. Defensively, Kwity Paye led the team with eight tackles while adding 1.0 sack. Bobby Okereke contributed with four tackles, one forced fumble, and one fumble recovery.

### TEAM STATISTICS

	COLTS	PATRIOTS
First Downs	8	11
3rd-Down Eff. (Made/Att/Pct)	0/14/0%	6/17/35%
4th-Down Eff. (Made/Att/Pct)	0/2/0%	0/0/0%
Total Net Yards	121	203
Total Plays	60	62
Yards Per Play	2.0	3.3
Rushes/Net Yards	22/78	28/70
Net Passing	43	133
Pass Attempts/Completions	29/15	30/20
Held Intercepted	1	0
Sacked/Yards Lost	9/60	4/14
Punts/Average	9/38.7	7/38.7
Penalties/Yards	2/15	4/35
Fumbles/Lost	0/0	2/1
Possession Time	28:54	31:06



# GAME SUMMARIES



25

## WEEK 10

Indianapolis Colts 25, Las Vegas Raiders 20  
62,197 U Allegiant Stadium U Nov 13, 2022



20

Indianapolis Colts	7	6	6	6	—	25
Las Vegas Raiders	0	7	7	6	—	20

### SCORING DRIVES

TEAM	QTR	TIME	SCORING PLAY	IND	LV
Colts	1	03:17	M.Ryan 1 yd. run (C.McLaughlin kick) (11-70, 6:34)	7	0
Colts	2	12:38	C.McLaughlin 48 yd. Field Goal (10-50, 4:46)	10	0
Raiders	2	00:58	F.Moreau 4 yd. pass from D.Carr (D.Carlson kick) (12-79, 5:40)	10	7
Colts	2	00:00	C.McLaughlin 48 yd. Field Goal (7-45, 0:58)	13	7
Raiders	3	01:51	J.Jacobs 1 yd. run (D.Carlson kick) (12-62, 7:11)	13	14
Colts	3	01:01	J.Taylor 66 yd. run (pass failed) (2-70, 0:50)	19	14
Raiders	4	11:36	D.Adams 49 yd. pass from D.Carr (pass failed) (3-48, 0:56)	19	20
Colts	4	05:07	P.Campbell 35 yd. pass from M.Ryan (pass failed) (5-82, 2:53)	25	20

### INDIANAPOLIS COLTS

PASSING	ATT	CP	YDS	SK/YD	TD	LG	INT	RTG
Matt Ryan	28	21	222	1/14	1	35t	0	109.5
<b>TOTAL</b>	<b>28</b>	<b>21</b>	<b>222</b>	<b>1/14</b>	<b>1</b>	<b>35T</b>	<b>0</b>	<b>109.5</b>

RUSHING	ATT	YDS	AVG	LG	TD
Jonathan Taylor	22	147	6.7	66t	1
Matt Ryan	4	38	9.5	39	1
Jordan Wilkins	3	18	6.0	9	0
Zack Moss	1	4	4.0	4	0
<b>TOTAL</b>	<b>30</b>	<b>207</b>	<b>6.9</b>	<b>66T</b>	<b>2</b>

RECEIVING	NO	YDS	AVG	LG	TD
Parris Campbell	7	76	10.9	35t	1
Michael Pittman Jr.	7	53	7.6	18	0
Kylen Granson	4	57	14.3	32	0
Jonathan Taylor	2	16	8.0	12	0
Keke Coutee	1	20	20.0	20	0
<b>TOTAL</b>	<b>21</b>	<b>222</b>	<b>10.6</b>	<b>35T</b>	<b>1</b>

TOP DEFENSE	TOT	SOLO	AST	SCK	YDS	INT
Zaire Franklin	10	7	3	0.0	0.0	0
Bobby Okereke	9	6	3	0.0	0.0	0
Rodney McLeod Jr.	7	6	1	0.0	0.0	0

FIELD GOALS	FGM/FGA	PERCENT	RESULTS
Chase McLaughlin	2-3	66.7	48G, 48G, 48RU
<b>TOTAL</b>	<b>2-3</b>	<b>66.0</b>	

### LAS VEGAS RAIDERS

PASSING	ATT	CP	YDS	SK/YD	TD	LG	INT	RTG
Derek Carr	38	24	248	2/16	2	48t	0	99.5
<b>TOTAL</b>	<b>38</b>	<b>24</b>	<b>248</b>	<b>2/16</b>	<b>2</b>	<b>48T</b>	<b>0</b>	<b>99.5</b>

RUSHING	ATT	YDS	AVG	LG	TD
Josh Jacobs	21	78	3.7	22	1
Mack Hollins	1	0	0.0	0	0
Zamir White	2	-1	-0.5	1	0
<b>TOTAL</b>	<b>24</b>	<b>77</b>	<b>3.2</b>	<b>22</b>	<b>1</b>

RECEIVING	NO	YDS	AVG	LG	TD
Davante Adams	9	126	14.0	48t	1
Josh Jacobs	6	28	4.7	9	0
Ameer Abdullah	4	33	8.3	14	0
Foster Moreau	3	43	14.3	21	1
Mack Hollins	2	18	9.0	12	0
<b>TOTAL</b>	<b>24</b>	<b>248</b>	<b>10.3</b>	<b>48T</b>	<b>2</b>

TOP DEFENSE	TOT	SOLO	AST	SCK	YDS	INT
Maxx Crosby	10	4	6	1.0	14.0	0
Sam Webb	8	6	2	0.0	0.0	0
Jayon Brown	8	4	4	0.0	0.0	0

FIELD GOALS	FGM/FGA	PERCENT	RESULTS
	No Field Goals		

The Colts defeated the Las Vegas Raiders, 25-20, at Allegiant Stadium as Interim Head Coach Jeff Saturday earned his first win in the role. Indianapolis took a 7-0 lead in the first quarter following a Matt Ryan one-yard touchdown run. Chase McLaughlin notched his first field goal of the game to put the Colts up 10 points before Fabian Moreau put the Raiders on the board with a four-yard touchdown reception in the second quarter. On Indy's ensuing possession, Ryan drove the Colts 45 yards in 58 seconds to set up McLaughlin's 48-yard field goal as time expired for a 13-7 halftime lead. Las Vegas running back Josh Jacobs put the Raiders ahead following a one-yard touchdown run, however 50 seconds later, Jonathan Taylor broke loose for a 66-yard touchdown run to put the Colts up 19-14. Las Vegas answered again in the fourth quarter with a Davante Adams 48-yard touchdown reception. Down one point, Ryan found wide receiver Parris Campbell for a 35-yard touchdown grab, which sealed the win, 25-20. Ryan completed 21-of-28 passes for 222 yards and one touchdown for a 109.5 passer rating. Taylor led the team in rushing with 22 carries for 147 yards and a score while Parris Campbell led the Colts in receiving with seven receptions for 76 yards and one touchdown. Defensively, Zaire Franklin led the unit with 10 tackles (seven solo), while Stephon Gilmore posted five tackles (two solo) and two passes defended, one of which came on the final play in the end zone.

### TEAM STATISTICS

	COLTS	RAIDERS
First Downs	20	18
3rd-Down Eff. (Made/Att/Pct)	6/11/55%	5/13/39%
4th-Down Eff. (Made/Att/Pct)	0/0/0%	1/3/33%
Total Net Yards	415	309
Total Plays	59	64
Yards Per Play	7.0	4.8
Rushes/Net Yards	30/207	24/77
Net Passing	208	232
Pass Attempts/Completions	28/21	38/24
Had Intercepted	0	0
Sacked/Yards Lost	1/14	2/16
Punts/Average	3/47.7	5/50.8
Penalties/Yards	4/25	10/74
Fumbles/Lost	2/1	0/0
Possession Time	28:01	30:59



# GAME SUMMARIES



17

## WEEK 11

Philadelphia Eagles 17, Indianapolis Colts 16  
66,241 U Lucas Oil Stadium U Nov 20, 2022



16

Philadelphia Eagles	0	3	0	14	—	17
Indianapolis Colts	7	3	3	3	—	16

### SCORING DRIVES

TEAM	QTR	TIME	SCORING PLAY	PHI	IND
Colts	1	09:37	J.Taylor 1 yd. run (C.McLaughlin kick) (10-75, 5:23)	0	7
Eagles	2	04:50	J.Elliott 22 yd. Field Goal (15-54, 7:08)	3	7
Colts	2	00:13	C.McLaughlin 51 yd. Field Goal (5-22, 1:30)	3	10
Colts	3	13:14	C.McLaughlin 36 yd. Field Goal (4-5, 1:35)	3	13
Eagles	4	13:31	G.Watkins 22 yd. pass from J.Hurts (J.Elliott kick) (5-60, 2:04)	10	13
Colts	4	04:37	C.McLaughlin 37 yd. Field Goal (11-47, 4:57)	10	16
Eagles	4	01:20	J.Hurts 7 yd. run (J.Elliott kick) (11-75, 3:17)	17	16

### PHILADELPHIA EAGLES

PASSING	ATT	CP	YDS	SK/YD	TD	LG	INT	RTG
Jalen Hurts	25	18	190	3/17	1	29	0	107.1
<b>TOTAL</b>	<b>25</b>	<b>18</b>	<b>190</b>	<b>3/17</b>	<b>1</b>	<b>29</b>	<b>0</b>	<b>107.1</b>

RUSHING	ATT	YDS	AVG	LG	TD
Jalen Hurts	16	86	5.4	23	1
Miles Sanders	13	47	3.6	10	0
Boston Scott	3	8	2.7	3	0
Kenneth Gainwell	1	0	0.0	0	0
<b>TOTAL</b>	<b>33</b>	<b>141</b>	<b>4.3</b>	<b>23</b>	<b>1</b>

RECEIVING	NO	YDS	AVG	LG	TD
DeVonta Smith	6	78	13.0	24	0
A.J. Brown	5	60	12.0	29	0
Quez Watkins	2	31	15.5	22t	1
Boston Scott	2	4	2.0	5	0
Zach Pascal	1	9	9.0	9	0
Jack Stoll	1	7	7.0	7	0
Miles Sanders	1	1	1.0	1	0
<b>TOTAL</b>	<b>18</b>	<b>190</b>	<b>10.6</b>	<b>29</b>	<b>1</b>

TOP DEFENSE	TOT	SOLO	AST	SCK	YDS	INT
C.J. Gardner-Johnson	11	11	0	0.0	0.0	0
T.J. Edwards	10	6	4	0.0	0.0	0
Kyair White	6	4	2	0.0	0.0	0

FIELD GOALS	FGM/FGA	PERCENT	RESULTS
Jake Elliott	1-1	100.0	2/2G
<b>TOTAL</b>	<b>1-1</b>	<b>100.0</b>	

The Colts fell to 4-6-1 after being defeated by the Philadelphia Eagles, 17-16, at Lucas Oil Stadium. Indianapolis held the Eagles to their fewest amount of first half points and took a 10-3 halftime advantage following a Jonathan Taylor one-yard touchdown run and a Chase McLaughlin 51-yard field goal. Following a turnover on Philadelphia's opening drive of the third quarter, McLaughlin added his second field goal from 36 yards to give the Colts a 10-point lead. The Eagles found the end zone at the start of the fourth quarter with a 22-yard touchdown catch from Quez Watkins. McLaughlin added his third field goal before Jalen Hurts put Philadelphia ahead with a seven-yard touchdown with 1:20 remaining which proved to be the game-winner. Matt Ryan completed 23-of-32 passes for 213 yards while Jonathan Taylor led the team in rushing with 22 carries for 84 yards and one score. Defensively, Zaire Franklin led the team with 12 tackles (five solo) with half a sack and one forced fumble.

### INDIANAPOLIS COLTS

PASSING	ATT	CP	YDS	SK/YD	TD	LG	INT	RTG
Matt Ryan	32	23	213	4/28	0	31	0	89.7
<b>TOTAL</b>	<b>32</b>	<b>23</b>	<b>213</b>	<b>4/28</b>	<b>0</b>	<b>31</b>	<b>0</b>	<b>89.7</b>

RUSHING	ATT	YDS	AVG	LG	TD
Jonathan Taylor	22	84	3.8	28	1
Zack Moss	2	7	3.5	7	0
Deon Jackson	1	7	7.0	7	0
Matt Ryan	1	1	1.0	1	0
<b>TOTAL</b>	<b>26</b>	<b>99</b>	<b>3.8</b>	<b>28</b>	<b>1</b>

RECEIVING	NO	YDS	AVG	LG	TD
Michael Pittman Jr.	6	75	12.5	24	0
Parris Campbell	5	67	13.4	31	0
Deon Jackson	4	3	0.8	5	0
Alec Pierce	3	28	9.3	17	0
Jonathan Taylor	3	10	3.3	9	0
Kylen Granson	1	16	16.0	16	0
Mo Alie-Cox	1	14	14.0	14	0
<b>TOTAL</b>	<b>23</b>	<b>213</b>	<b>9.3</b>	<b>31</b>	<b>0</b>

TOP DEFENSE	TOT	SOLO	AST	SCK	YDS	INT
Zaire Franklin	13	5	8	0.5	3.0	0
Bobby Okereke	9	4	5	0.0	0.0	0
Rodney McLeod Jr.	6	3	3	0.0	0.0	0

FIELD GOALS	FGM/FGA	PERCENT	RESULTS
Chase McLaughlin	3-4	75.0	51G, 36G, 50WR, 37G
<b>TOTAL</b>	<b>3-4</b>	<b>75.0</b>	

### TEAM STATISTICS

	EAGLES	COLTS
First Downs	18	14
3rd-Down Eff. (Made/Att/Pct)	5/12/42%	5/15/33%
4th-Down Eff. (Made/Att/Pct)	1/2/50%	0/1/0%
Total Net Yards	314	284
Total Plays	61	62
Yards Per Play	5.1	4.6
Rushes/Net Yards	33/141	26/99
Net Passing	173	185
Pass Attempts/Completions	25/18	32/23
Had Intercepted	0	0
Sacked/Yards Lost	3/17	4/28
Punts/Average	4/41.8	4/52.0
Penalties/Yards	7/55	8/50
Fumbles/Lost	4/2	2/1
Possession Time	28:22	30:38

# GAME SUMMARIES



24

## WEEK 12

Pittsburgh Steelers 24, Indianapolis Colts 17  
65,982 U Lucas Oil Stadium U Nov 28, 2022



17

Pittsburgh Steelers	3	13	0	8	—	24
Indianapolis Colts	0	3	14	0	—	17

### SCORING DRIVES

TEAM	QTR	TIME	SCORING PLAY	PIT	IND
Steelers	1	09:27	M.Wright 45 yd. Field Goal (10-48, 5:33)	3	0
Steelers	2	14:09	M.Wright 52 yd. Field Goal (8-27, 3:51)	6	0
Steelers	2	07:46	N.Harris 6 yd. run (M.Wright kick) (10-79, 5:31)	13	0
Colts	2	03:48	C.McLaughlin 51 yd. Field Goal (10-42, 3:58)	13	3
Steelers	2	00:56	M.Wright 25 yd. Field Goal (12-68, 2:52)	16	3
Colts	3	13:04	J.Taylor 2 yd. run (C.McLaughlin kick) (4-19, 1:58)	16	10
Colts	3	00:16	M.Pittman 6 yd. pass from M.Ryan (C.McLaughlin kick) (6-55, 2:41)	16	17
Steelers	4	09:55	B.Snell 2 yd. run (K.Pickett-G.Pickens pass) (11-75, 5:21)	24	17

### PITTSBURGH STEELERS

PASSING	ATT	CP	YDS	SK/YD	TD	LG	INT	RTG
Kenny Pickett	28	20	174	3/23	0	35	0	87.5
<b>TOTAL</b>	<b>28</b>	<b>20</b>	<b>174</b>	<b>3/23</b>	<b>0</b>	<b>35</b>	<b>0</b>	<b>87.5</b>

RUSHING	ATT	YDS	AVG	LG	TD
Benny Snell Jr.	12	62	5.2	16	1
Najee Harris	10	35	3.5	8	1
Kenny Pickett	6	32	5.3	9	0
Anthony McFarland Jr.	6	30	5.0	14	0
Gunner Olszewski	1	9	9.0	9	0
Derek Watt	1	4	4.0	4	0
<b>TOTAL</b>	<b>36</b>	<b>172</b>	<b>4.8</b>	<b>16</b>	<b>2</b>

RECEIVING	NO	YDS	AVG	LG	TD
Diontae Johnson	5	49	9.8	11	0
George Pickens	3	57	19.0	35	0
Pat Freiermuth	3	39	13.0	17	0
Anthony McFarland Jr.	2	11	5.5	12	0
Steven Sims	2	9	4.5	6	0
Benny Snell Jr.	1	6	6.0	6	0
Najee Harris	1	4	4.0	4	0
Cody White	1	2	2.0	2	0
Derek Watt	1	1	1.0	1	0
Zach Gentry	1	-4	-4.0	-4	0
<b>TOTAL</b>	<b>20</b>	<b>174</b>	<b>8.7</b>	<b>35</b>	<b>0</b>

TOP DEFENSE	TOT	SOLO	AST	SCK	YDS	INT
Devin Bush	8	2	6	0.0	0.0	0
Minkah Fitzpatrick	7	5	2	0.0	0.0	0
Myles Jack	7	5	2	0.0	0.0	0

FIELD GOALS	FGM/FGA	PERCENT	RESULTS
Matthew Wright	3-3	100.0	45G, 52G, 25G
<b>TOTAL</b>	<b>3-3</b>	<b>100.0</b>	

The Colts fell to 4-7-1 after being defeated by the Pittsburgh Steelers, 24-17, at Lucas Oil Stadium. After falling behind 13-0 in the second quarter, Indianapolis found the scoreboard on a Chase McLaughlin 51-yard field goal. Pittsburgh added its third field goal of the game to take a 16-3 halftime advantage. After an 89-yard kickoff return from Dallas Flowers, Jonathan Taylor scored from two yards out to cut the Steelers lead to 16-10 in the third quarter. Michael Pittman Jr. then caught his lone touchdown of the game two drives later to give the Colts their first lead, 17-16. Pittsburgh regained the lead with a two-yard touchdown run from Benny Snell Jr. with 9:55 remaining in the contest which proved to be the game-winner. Matt Ryan completed 22-of-34 passes for 199 yards, one touchdown, and one interception for a 77.9 passer rating. Taylor led the team in rushing with 20 carries for 86 yards and one score while rookie Jelani Woods compiled his best game of the season, catching eight passes for 98 yards. Defensively, Zaire Franklin led Indianapolis with 11 tackles (five solo) while defensive end Yannick Ngakoue recorded four tackles and 2.0 sacks.

### INDIANAPOLIS COLTS

PASSING	ATT	CP	YDS	SK/YD	TD	LG	INT	RTG
Matt Ryan	34	22	199	3/19	1	28	1	77.9
<b>TOTAL</b>	<b>34</b>	<b>22</b>	<b>199</b>	<b>3/19</b>	<b>1</b>	<b>28</b>	<b>1</b>	<b>77.9</b>

RUSHING	ATT	YDS	AVG	LG	TD
Jonathan Taylor	20	86	4.3	13	1
Matt Ryan	4	22	5.5	14	0
Zack Moss	1	2	2.0	2	0
<b>TOTAL</b>	<b>25</b>	<b>110</b>	<b>4.4</b>	<b>14</b>	<b>1</b>

RECEIVING	NO	YDS	AVG	LG	TD
Jelani Woods	8	98	12.3	28	0
Michael Pittman Jr.	7	61	8.7	28	1
Jonathan Taylor	3	12	4.0	9	0
Mo'Alie-Cox	2	14	7.0	11	0
Parris Campbell	2	14	7.0	8	0
<b>TOTAL</b>	<b>22</b>	<b>199</b>	<b>9.0</b>	<b>28</b>	<b>1</b>

TOP DEFENSE	TOT	SOLO	AST	SCK	YDS	INT
Zaire Franklin	11	5	6	0.0	0.0	0
Kenny Moore II	10	7	3	0.0	0.0	0
Stephon Gilmore	7	4	3	0.0	0.0	0

FIELD GOALS	FGM/FGA	PERCENT	RESULTS
Chase McLaughlin	1-2	50.0	51G, 59B
<b>TOTAL</b>	<b>1-2</b>	<b>50.0</b>	

### TEAM STATISTICS

	STEELERS	COLTS
First Downs	22	19
3rd-Down Eff. (Made/Att/Pct)	7/14/50%	3/12/25%
4th-Down Eff. (Made/Att/Pct)	0/0/0%	2/3/67%
Total Net Yards	323	290
Total Plays	67	62
Yards Per Play	4.8	4.7
Rushes/Net Yards	36/172	25/110
Net Passing	151	180
Pass Attempts/Completions	28/20	34/22
Had Intercepted	0	1
Sacked/Yards Lost	3/23	3/19
Punts/Average	4/45.5	3/50.0
Penalties/Yards	3/19	2/20
Fumbles/Lost	0/0	3/1
Possession Time	34:22	25:38



# GAME SUMMARIES



19

Indianapolis Colts  
Dallas Cowboys

## WEEK 13

Indianapolis Colts 19, Dallas Cowboys 54  
93,086 U AT&T Stadium U Dec 4, 2022



54

10 3 6 0 — 19  
7 14 0 33 — 54

### SCORING DRIVES

TEAM	QTR	TIME	SCORING PLAY	IND	DAL
Colts	1	10:49	C.McLaughlin 52 yd. Field Goal (6-20, 2:42)	3	0
Cowboys	1	04:50	C.Lamb 20 yd. pass from D.Prescott (B.Maher kick) (12-73, 5:59)	3	7
Colts	1	02:37	A.Dulin 14 yd. pass from M.Ryan (C.McLaughlin kick) (5-79, 2:13)	10	7
Cowboys	2	10:16	T.Pollard 2 yd. run (B.Maher kick) (6-56, 2:58)	10	14
Colts	2	01:47	C.McLaughlin 34 yd. Field Goal (4-3, 0:57)	13	14
Cowboys	2	00:13	M.Gallup 13 yd. pass from D.Prescott (B.Maher kick) (5-26, 0:42)	13	21
Colts	3	03:43	A.Pierce 15 yd. pass from M.Ryan (pass failed) (15-90, 8:00)	19	21
Cowboys	4	13:52	M.Gallup 3 yd. pass from D.Prescott (B.Maher kick) (10-75, 4:51)	19	28
Cowboys	4	13:34	M.Hooker 38 yd. fumble return (pass failed)	19	34
Cowboys	4	09:46	T.Pollard 30 yd. run (kick blocked) (3-53, 1:17)	19	40
Cowboys	4	06:06	E.Elliott 4 yd. run (B.Maher kick) (5-72, 2:58)	19	47
Cowboys	4	02:25	M.Davis 23 yd. run (B.Maher kick) (3-29, 1:34)	19	54

### INDIANAPOLIS COLTS

PASSING	ATT	CP	YDS	SK/YD	TD	LG	INT	RTG
Matt Ryan	37	21	233	3/30	2	45	3	59.9
<b>TOTAL</b>	<b>37</b>	<b>21</b>	<b>233</b>	<b>3/30</b>	<b>2</b>	<b>45</b>	<b>3</b>	<b>59.9</b>

RUSHING	ATT	YDS	AVG	LG	TD
Jonathan Taylor	21	82	3.9	19	0
Zack Moss	3	18	6.0	9	0
Deon Jackson	2	6	3.0	5	0
Parris Campbell	1	2	2.0	2	0
Matt Ryan	3	-2	-0.7	1	0
<b>TOTAL</b>	<b>30</b>	<b>106</b>	<b>3.5</b>	<b>19</b>	<b>0</b>

RECEIVING	NO	YDS	AVG	LG	TD
Alec Pierce	4	86	21.5	45	1
Parris Campbell	4	43	10.8	13	0
Kylen Granson	4	19	4.8	9	0
Jonathan Taylor	3	21	7.0	19	0
Jelani Woods	2	28	14.0	27	0
Michael Pittman Jr.	2	16	8.0	11	0
Ashton Dulin	1	14	14.0	14t	1
Mo Alie-Cox	1	6	6.0	6	0
<b>TOTAL</b>	<b>21</b>	<b>233</b>	<b>11.1</b>	<b>45</b>	<b>2</b>

TOP DEFENSE	TOT	SOLO	AST	SCK	YDS	INT
Zaire Franklin	10	6	4	0.0	0.0	0
Kwity Paye	9	6	3	1.0	5.0	0
Bobby Okereke	7	4	3	0.0	0.0	0

FIELD GOALS	FGM/FGA	PERCENT	RESULTS
Chase McLaughlin	2-2	100.0	52G, 34G
<b>TOTAL</b>	<b>2-2</b>	<b>100.0</b>	

The Colts lost to the Dallas Cowboys, 54-19, on Sunday Night Football to fall to a 4-8-1 on the season. Indianapolis jumped out to a 10-7 lead in the first quarter following a 52-yard field goal from Chase McLaughlin and an Ashton Dulin 14-yard touchdown reception. Dallas regained the lead with a Tony Pollard two-yard touchdown run and, following a Colts field goal, converted a Matt Ryan interception into a Michael Gallup 13-yard touchdown reception for a 21-13 halftime lead. Indianapolis scored the only points in the third quarter when Alec Pierce caught a 15-yard touchdown pass. The momentum shifted when the Colts turned the ball over on four consecutive possessions in the fourth quarter which were all converted into Cowboys touchdowns. Matt Ryan completed 21-of-37 passes for 233 yards, two touchdowns, and three interceptions for a 59.9 passer rating. Jonathan Taylor led with 21 carries for 82 yards while Pierce led the team in receiving with four receptions for 86 yards and one score. Defensively, Zaire Franklin led the team with 10 tackles (six solo) while Stephon Gilmore added six tackles and one interception.

### DALLAS COWBOYS

PASSING	ATT	CP	YDS	SK/YD	TD	LG	INT	RTG
Dak Prescott	30	20	170	1/5	3	22	1	100.7
<b>TOTAL</b>	<b>30</b>	<b>20</b>	<b>170</b>	<b>1/5</b>	<b>3</b>	<b>22</b>	<b>1</b>	<b>100.7</b>

RUSHING	ATT	YDS	AVG	LG	TD
Tony Pollard	12	91	7.6	30t	2
Ezekiel Elliott	17	77	4.5	22	1
Malik Davis	3	29	9.7	23t	1
CeeDee Lamb	2	23	11.5	14	0
<b>TOTAL</b>	<b>34</b>	<b>220</b>	<b>6.5</b>	<b>30t</b>	<b>4</b>

RECEIVING	NO	YDS	AVG	LG	TD
CeeDee Lamb	5	71	14.2	22	1
Michael Gallup	4	23	5.8	13t	2
Ezekiel Elliott	3	14	4.7	11	0
Dalton Schultz	2	33	16.5	22	0
Noah Brown	2	15	7.5	9	0
Tony Pollard	2	15	7.5	10	0
Jake Ferguson	2	-1	-0.5	4	0
<b>TOTAL</b>	<b>20</b>	<b>170</b>	<b>8.5</b>	<b>22</b>	<b>3</b>

TOP DEFENSE	TOT	SOLO	AST	SCK	YDS	INT
Jayron Kearse	8	7	1	0.0	0.0	0
Donovan Wilson	8	7	1	1.0	9.0	0
DaRon Bland	8	5	3	0.0	0.0	2

FIELD GOALS	FGM/FGA	PERCENT	RESULTS
			No Field Goals

### TEAM STATISTICS

	COLTS	COWBOYS
First Downs	18	23
3rd-Down Eff. (Made/Att/Pct)	4/13/31%	7/13/54%
4th-Down Eff. (Made/Att/Pct)	3/3/100%	1/1/100%
Total Net Yards	309	385
Total Plays	70	65
Yards Per Play	4.4	5.9
Rushes/Net Yards	30/106	34/220
Net Passing	203	165
Pass Attempts/Completions	37/21	30/20
Had Intercepted	3	1
Sacked/Yards Lost	3/30	1/5
Punts/Average	3/39.7	4/49.5
Penalties/Yards	6/88	3/43
Fumbles/Lost	2/2	0/0
Possession Time	31:19	28:41



# GAME SUMMARIES



36

## WEEK 15

Indianapolis Colts 36, Minnesota Vikings 39 (OT)  
66,801 U.S. Bank Stadium Dec 17, 2022



39

Indianapolis Colts	17	16	3	0	0	—	36
Minnesota Vikings	0	0	14	22	3	—	39

### SCORING DRIVES

TEAM	QTR	TIME	SCORING PLAY	IND	MIN
Colts	1	09:11	C.McLaughlin 26 yd. Field Goal (11-44, 5:49)	3	0
Colts	1	08:12	J.Domann 24 yd. return of blocked punt (C.McLaughlin kick)	10	0
Colts	1	03:51	D.Jackson 1 yd. pass from M.Ryan (C.McLaughlin kick) (7-66, 3:29)	17	0
Colts	2	13:07	C.McLaughlin 28 yd. Field Goal (6-21, 3:03)	20	0
Colts	2	10:41	C.McLaughlin 49 yd. Field Goal (4-0, 0:20)	23	0
Colts	2	05:50	J.Blackmon 17 yd. interception return (C.McLaughlin kick)	30	0
Colts	2	00:08	C.McLaughlin 27 yd. Field Goal (9-65, 3:52)	33	0
Vikings	3	08:22	K.Osborn 2 yd. pass from K.Cousins (G.Joseph kick) (7-88, 2:54)	33	7
Colts	3	04:53	C.McLaughlin 52 yd. Field Goal (6-26, 3:29)	36	7
Vikings	3	01:13	C.Ham 1 yd. run (G.Joseph kick) (8-75, 3:40)	36	14
Vikings	4	12:53	J.Jefferson 8 yd. pass from K.Cousins (G.Joseph kick) (6-61, 2:14)	36	21
Vikings	4	05:30	A.Thielen 1 yd. pass from K.Cousins (G.Joseph kick) (5-50, 1:36)	36	28
Vikings	4	02:15	D.Cook 64 yd. pass from K.Cousins (K.Cousins-T.Hockenson pass) (11-64, 0:13)	36	36
Vikings	OT	00:03	G.Joseph 40 yd. Field Goal (6-60, 1:38)	36	39

### INDIANAPOLIS COLTS

PASSING	ATT	CP	YDS	SK/YD	TD	LG	INT	RTG
Matt Ryan	33	19	182	3/12	1	36	0	83.1
<b>TOTAL</b>	<b>33</b>	<b>19</b>	<b>182</b>	<b>3/12</b>	<b>1</b>	<b>36</b>	<b>0</b>	<b>83.1</b>

RUSHING	ATT	YDS	AVG	LG	TD
Zack Moss	24	81	3.4	11	0
Deon Jackson	13	55	4.2	16	0
Michael Pittman Jr.	2	30	15.0	19	0
Ashton Dulin	1	5	5.0	5	0
Matt Ryan	3	0	0.0	1	0
<b>TOTAL</b>	<b>43</b>	<b>171</b>	<b>4.0</b>	<b>19</b>	<b>0</b>

RECEIVING	NO	YDS	AVG	LG	TD
Michael Pittman Jr.	10	60	6.0	15	0
Kylen Granson	2	34	17.0	21	0
Ashton Dulin	2	25	12.5	13	0
Parris Campbell	2	13	6.5	7	0
Jelani Woods	1	36	36.0	36	0
Jonathan Taylor	1	13	13.0	13	0
Deon Jackson	1	1	1.0	1	1
<b>TOTAL</b>	<b>19</b>	<b>182</b>	<b>9.6</b>	<b>36</b>	<b>1</b>

TOP DEFENSE	TOT	SOLO	AST	SCK	YDS	INT
Bobby Okereke	12	6	6	0.0	0.0	0
Zaire Franklin	10	6	4	0.0	0.0	0
Stephon Gilmore	7	6	1	0.0	0.0	0

FIELD GOALS	FGM/FGA	PERCENT	RESULTS
Chase McLaughlin	5-5	100.0	26G, 28G, 49G, 27G, 52G
<b>TOTAL</b>	<b>5-5</b>	<b>100.0</b>	

### MINNESOTA VIKINGS

PASSING	ATT	CP	YDS	SK/YD	TD	LG	INT	RTG
Kirk Cousins	54	34	460	7/34	4	64t	2	98.3
Ryan Wright	1	0	0	0/0	0	0	0	39.6
<b>TOTAL</b>	<b>55</b>	<b>34</b>	<b>460</b>	<b>7/34</b>	<b>4</b>	<b>64t</b>	<b>2</b>	<b>97.5</b>

RUSHING	ATT	YDS	AVG	LG	TD
DaVyn Cook	17	95	5.6	40	0
C.J. Ham	2	1	0.5	1	1
Alexander Mattison	2	1	0.5	1	0
Kirk Cousins	2	0	0.0	1	0
Jalen Reagor	1	-5	-5.0	-5	0
<b>TOTAL</b>	<b>24</b>	<b>92</b>	<b>3.8</b>	<b>40</b>	<b>1</b>

RECEIVING	NO	YDS	AVG	LG	TD
Justin Jefferson	12	123	10.3	20	1
K.J. Osborn	10	157	15.7	63	1
DaVyn Cook	4	95	23.8	64t	1
Adam Thielen	3	41	13.7	21	1
T.J. Hockenson	3	33	11.0	14	0
Jehmy Mundy	1	7	7.0	7	0
C.J. Ham	1	4	4.0	4	0
<b>TOTAL</b>	<b>34</b>	<b>460</b>	<b>13.5</b>	<b>64t</b>	<b>4</b>

TOP DEFENSE	TOT	SOLO	AST	SCK	YDS	INT
Eric Kendricks	12	7	5	1.0	8.0	0
Harrison Phillips	10	4	6	0.0	0.0	0
Brian Asamoah II	8	4	4	0.0	0.0	0

FIELD GOALS	FGM/FGA	PERCENT	RESULTS
Greg Joseph	1-1	100.0	40G
<b>TOTAL</b>	<b>1-1</b>	<b>100.0</b>	

The Minnesota Vikings completed the largest comeback win in NFL history after defeating the Colts, 39-36, in overtime. Indianapolis took at 33-0 lead in the first half following four field goals from Chase McLaughlin, a blocked punt returned for a touchdown by JoJo Domann, a Deon Jackson one-yard touchdown reception from Matt Ryan and a Julian Blackmon 17-yard interception return for a touchdown. The Vikings scored a touchdown on their second possession of the second half, but the Colts countered with McLaughlin's fifth field goal of the game. Minnesota then tallied four unanswered touchdowns, two of which included two-point conversions to bring the game into overtime. Both teams had an extra possession in the extra period before Vikings quarterback Kirk Cousins drove the team 60 yards in six plays to set up the game-winning 40-yard field goal. Ryan completed 19-of-33 passes for 182 yards and one touchdown while Jackson led the team in rushing with 24 carries for 81 yards. Defensively, the Colts tallied 7.0 sacks and forced three turnovers as Bobby Okereke led the unit with 12 tackles. McLaughlin finished with 18 points on five field goals and three extra points.

### TEAM STATISTICS

	COLTS	VIKINGS
First Downs	20	32
3rd-Down Eff. (Made/Att/Pct)	6/19/32%	5/15/33%
4th-Down Eff. (Made/Att/Pct)	0/3/0%	0/3/0%
Total Net Yards	341	518
Total Plays	79	86
Yards Per Play	4.3	6.0
Rushes/Net Yards	43/171	24/92
Net Passing	170	426
Pass Attempts/Completions	33/19	55/34
Had Intercepted	0	2
Sacked/Yards Lost	3/12	7/34
Punts/Average	7/43.6	6/38.5
Penalties/Yards	11/103	9/74
Fumbles/Lost	3/1	1/1
Possession Time	36:37	33:20



# GAME SUMMARY - LAST TIME WE PLAYED THE CHARGERS



24

## 2019 WEEK 1

Indianapolis Colts 24, Los Angeles Chargers 30 (OT)  
25,363 U Dignity Health Sports Park U Sep 8, 2019



30

Indianapolis Colts .....	0	6	10	8	0	—	24
Los Angeles Chargers .....	7	10	7	0	6	—	30

### SCORING DRIVES

TEAM	QTR	TIME	SCORING PLAY	IND	LAC
Chargers	1	02:55	A.Ekeler 1 yd. pass from P.Rivers (T.Long kick) (11-68, 6:15)	0	7
Colts	2	10:02	T.Hilton 4 yd. pass from J.Brissett (kick failed, wr)(14-75, 7:53)	6	7
Chargers	2	05:58	K.Allen 28 yd. pass from P.Rivers (T.Long kick) (6-75, 4:04)	6	14
Chargers	2	01:02	T.Long 40 yd. Field Goal (10-24, 3:17)	6	17
Colts	3	11:15	A.Vinatieri 44 yd. Field Goal (8-49, 3:45)	9	17
Chargers	3	08:27	A.Ekeler 55 yd. pass from P.Rivers (T.Long kick) (4-75, 2:48)	9	24
Colts	3	07:40	M.Mack 63 yd. run (A.Vinatieri kick) (2-75, 0:47)	16	24
Colts	4	00:38	T.Hilton 19 yd. pass from J.Brissett (M.Mack run) (16-80, 7:52)	24	24
Chargers	OT	05:01	A.Ekeler 7 yd. run (8-75, 4:59) (8-75, 4:59)	24	30

### INDIANAPOLIS COLTS

PASSING	ATT	CP	YDS	SK/YD	TD	LG	INT	RTG
Jacoby Brissett	27	21	190	2/17	2	25	0	120.7
<b>TOTAL</b>	<b>27</b>	<b>21</b>	<b>190</b>	<b>2/17</b>	<b>2</b>	<b>25</b>	<b>0</b>	<b>120.7</b>

RUSHING	ATT	YDS	AVG	LG	TD
Marlon Mack	25	174	7.0	63t	1
Nyheim Hines	4	13	3.3	6	0
Jacoby Brissett	3	9	3.0	6	0
Parris Campbell	1	7	7.0	7	0
<b>TOTAL</b>	<b>33</b>	<b>203</b>	<b>6.2</b>	<b>63T</b>	<b>1</b>

RECEIVING	NO	YDS	AVG	LG	TD
T.Y. Hilton	8	87	10.9	19t	2
Nyheim Hines	4	4	1.0	8	0
Devin Funchess	3	32	10.7	16	0
Deon Cain	2	35	17.5	25	0
Jack Doyle	1	20	20.0	20	0
Eric Ebron	1	8	8.0	8	0
Mo Alie-Cox	1	3	3.0	3	0
Parris Campbell	1	1	1.0	1	0
<b>TOTAL</b>	<b>21</b>	<b>190</b>	<b>9.0</b>	<b>25</b>	<b>2</b>

TOP DEFENSE	TOT	SOLO	AST	SCK	YDS	INT
Shaquille Leonard	8	4	4	0.0	0.0	0
Anthony Walker	7	4	3	0.0	0.0	0
Pierre Desir	6	4	2	0.0	0.0	0

FIELD GOALS	FGM/FGA	PERCENT	RESULTS
Adam Vinatieri	1-3	33.3	(46, 44, 29)
<b>TOTAL</b>	<b>1-3</b>	<b>33.0</b>	

### LOS ANGELES CHARGERS

PASSING	ATT	CP	YDS	SK/YD	TD	LG	INT	RTG
Philip Rivers	34	25	333	4/23	3	55t	1	121.3
<b>TOTAL</b>	<b>34</b>	<b>25</b>	<b>333</b>	<b>4/23</b>	<b>3</b>	<b>55T</b>	<b>1</b>	<b>121.3</b>

RUSHING	ATT	YDS	AVG	LG	TD
Austin Ekeler	12	58	4.8	19	1
Justin Jackson	6	57	9.5	24	0
Philip Rivers	1	6	6.0	6	0
Derek Watt	2	4	2.0	2	0
<b>TOTAL</b>	<b>21</b>	<b>125</b>	<b>6.0</b>	<b>24</b>	<b>1</b>

RECEIVING	NO	YDS	AVG	LG	TD
Keenan Allen	8	123	15.4	28t	1
Austin Ekeler	6	96	16.0	55t	2
Hunter Henry	4	60	15.0	22	0
Mike Williams	2	29	14.5	17	0
Travis Benjamin	2	12	6.0	10	0
Dontrelle Inman	1	5	5.0	5	0
Virgil Green	1	4	4.0	4	0
Justin Jackson	1	4	4.0	4	0
<b>TOTAL</b>	<b>25</b>	<b>333</b>	<b>13.3</b>	<b>55T</b>	<b>3</b>

TOP DEFENSE	TOT	SOLO	AST	SCK	YDS	INT
Thomas Davis Sr.	14	7	7	0.0	0.0	0
Kyzir White	9	8	1	0.0	0.0	0
Brandon Facyson	9	7	2	0.0	0.0	0

FIELD GOALS	FGM/FGA	PERCENT	RESULTS
Ty Long	1-1	100.0	(40)
<b>TOTAL</b>	<b>1-1</b>	<b>100.0</b>	

TEAM STATISTICS	COLTS	CHARGERS
First Downs	22	25
3rd-Down Eff. (Made/Att/Pct)	7/13/54%	7/11/64%
4th-Down Eff. (Made/Att/Pct)	1/1/100%	0/0/0%
Total Net Yards	376	435
Total Plays	62	59
Yards Per Play	6.1	7.4
Rushes/Net Yards	33/203	21/125
Net Passing	173	310
Pass Attempts/Completions	27/21	34/25
Had Intercepted	0	1
Sacked/Yards Lost	2/17	4/23
Punts/Average	3/36.0	2/49.0
Penalties/Yards	3/10	3/20
Fumbles/Lost	1/0	2/1
Possession Time	32:09	32:50







TEAM RECORDS

**DEFOREST BUCKNER**

DEFENSIVE TACKLE

# REGULAR INDIVIDUAL



## SERVICE

### SERVICE

#### MOST GAMES PLAYED

211	Reggie Wayne, 2001-14
208	Peyton Manning, 1998-10
206	John Unitas, 1956-72
205	Adam Vinatieri, 2006-19
198	Eugene Daniel, 1984-96
197	Rohn Stark, 1982-94
197	Jeff Saturday, 1999-11
192	Justin Snow, 2000-11
192	Robert Mathis, 2003-16
190	Marvin Harrison, 1996-08
184	David Lee, 1966-78
184	Ray Donaldson, 1980-92

#### MOST CONSECUTIVE GAMES PLAYED

208	Peyton Manning, 1998-10
192	Justin Snow, 2000-11
189	Reggie Wayne, 2001-13
160	Hunter Smith, 1999-08
155	Jerry Logan, 1963-72

#### MOST SEASONS

17	John Unitas, 1956-72
14	Peyton Manning, 1998-11
14	Reggie Wayne, 2001-14
14	Robert Mathis, 2003-16
14	Adam Vinatieri, 2006-19
13	Gino Marchetti, 1953-64, 1966
13	Raymond Berry, 1955-67
13	Dick Szymanski, 1955, 1957-68
13	David Lee, 1966-78
13	Ray Donaldson, 1980-92
13	Rohn Stark, 1982-94
13	Eugene Daniel, 1984-96
13	Marvin Harrison, 1996-08
13	Jeff Saturday, 1999-11

## SCORING

### SCORING

#### MOST CONSECUTIVE GAMES SCORING

130	Adam Vinatieri, G1-2006/G16-2014
118	Mike Vanderjagt, G10-1998/G16-2005
58	Lou Michaels, G13-1965/G14-1969
55	Steve Myhra, G8-1957/G14-1961
55	Dean Biasucci, G11-1987/G2-1991

#### MOST CONSECUTIVE GAMES SCORING (ROOKIE)

16	Rodrigo Blankenship, G1-16, 2020
14	Jim O'Brien, G1-14, 1970
11	Raul Allegre, G1-11, 1983
10	Buck McPhail, G1-10, 1953
7	Curtis Dickey, G7-13, 1980
5	Alan Ameche, G1-5, 1955
5	Steve Myhra, G8-12, 1957
5	<b>Jonathan Taylor, G12-16, 2020</b>

#### MOST SEASONS LEADING TEAM

12	Adam Vinatieri, 2006-08, 2010-18
9	Dean Biasucci, 1986-94
8	Mike Vanderjagt, 1998-05
5	Lenny Moore, 1956-58, 1960, 1964
4	Lou Michaels, 1965-68
4	Toni Linhart, 1974, 1976-78

#### MOST CONSECUTIVE SEASONS LEADING TEAM

10	Adam Vinatieri, 2010-19
9	Dean Biasucci, 1986-94
8	Mike Vanderjagt, 1998-05
4	Lou Michaels, 1965-68
3	Lenny Moore, 1956-58
3	Jim O'Brien, 1970-72

3	Toni Linhart, 1976-78
3	Raul Allegre, 1983-85
3	Adam Vinatieri, 2006-08

### POINTS

#### MOST POINTS (GAME)

30	<b>Jonathan Taylor at Buf, Nov. 21, 2021</b>
24	Lenny Moore vs. Chi, Oct. 4, 1958
24	Lenny Moore vs. L.A. Rams, Oct. 16, 1960
24	Lenny Moore vs. Min, Oct. 1, 1961
24	Lydell Mitchell vs. Buf, Oct. 12, 1975
24	Eric Dickerson vs. Den, Oct. 31, 1988
24	Joseph Addai vs. Phi, Nov. 26, 2006

#### MOST POINTS (ROOKIE-GAME)

24	Joseph Addai vs. Phi, Nov. 26, 2006
18	Billy Vessels vs. L.A. Rams, Nov. 25, 1956
18	Marshall Faulk vs. Hou, Sept. 4, 1994
18	Marvin Harrison at K.C., Dec. 15, 1996
18	Edgerrin James at Phi, Nov. 21, 1999
18	Edgerrin James at Cle, Dec. 26, 1999

#### MOST KICK-SCORING POINTS (GAME)

18	<b>Chase McLaughlin at MIN, Dec. 17, 2022</b>
18	Lou Michaels vs. S.F., Sept. 25, 1966
18	Lou Michaels vs. Stl, Oct. 12, 1964
17	Cary Blanchard at Buf, Sept. 21, 1997
17	Mike Vanderjagt vs. Den, Jan. 6, 2002
17	Mike Vanderjagt at Ten, Dec. 7, 2003
17	Adam Vinatieri vs. Chi, Oct. 9, 2016

#### MOST POINTS (SEASON)

157	Mike Vanderjagt, 2003
145	Mike Vanderjagt, 1999
140	Adam Vinatieri, 2014
140	Adam Vinatieri, 2013
139	Rodrigo Blankenship, 2020
135	Cary Blanchard, 1996
129	Adam Vinatieri, 2010
125	Mike Vanderjagt, 2001
125	Adam Vinatieri, 2016
121	Mike Vanderjagt, 2000
121	Mike Vanderjagt, 2005

#### MOST POINTS (ROOKIE)

139	Rodrigo Blankenship, 2020
112	Raul Allegre, 1983
104	Mike Vanderjagt, 1998
102	Edgerrin James, 1999
93	Jim O'Brien, 1970
78	Curtis Dickey, 1980

#### MOST NON KICK-SCORING POINTS (SEASON)

120	Lenny Moore, 1964
120	<b>Jonathan Taylor, 2021</b>
110	Edgerrin James, 2000
102	Edgerrin James, 1999
92	Joseph Addai, 2007

#### MOST SEASONS 100+ POINTS

11	Adam Vinatieri, 2006-08, 2010, 2012-18
8	Mike Vanderjagt, 1998-05
4	Lou Michaels, 1964-65, 1967-68
2	Cary Blanchard, 1996-97
2	Edgerrin James, 1999-00
1	Allegre/Biasucci/Linhart/Martin/Moore/Blankenship/Taylor

#### MOST CONSECUTIVE SEASONS 100+ POINTS

8	Mike Vanderjagt, 1998-05
7	Adam Vinatieri, 2012-18
3	Adam Vinatieri, 2006-08
2	Lou Michaels, 1964-65, 1967-68
2	Cary Blanchard, 1996-97
2	Edgerrin James, 1999-00

#### MOST POINTS (CAREER)

1,515	Adam Vinatieri, 2006-19
995	Mike Vanderjagt, 1998-05
783	Dean Biasucci, 1984, 1986-94
778	Marvin Harrison, 1996-08



# REGULAR INDIVIDUAL



678 Lenny Moore, 1956-67

## TOUCHDOWNS

### GAME

#### MOST (GAME)

<b>5</b>	<b>Jonathan Taylor at Buf, Nov. 21, 2021</b>
4	Lenny Moore vs. Chi, Oct. 4, 1958
4	Lenny Moore vs. L.A. Rams, Oct. 16, 1960
4	Lenny Moore vs. Min, Oct. 1, 1961
4	Lydell Mitchell vs. Buf, Oct. 12, 1975
4	Eric Dickerson vs. Den, Oct. 31, 1988
4	Joseph Addai vs. Phi, Nov. 26, 2006

#### MOST (ROOKIE-GAME)

4	Joseph Addai vs. Phi, Nov. 26, 2006
3	Billy Vessels vs. L.A. Rams, Nov. 25, 1956
3	Marshall Faulk vs. Hou, Sept. 4, 1994
3	Marvin Harrison at K.C., Dec. 15, 1996
3	Edgerrin James at Phi, Nov. 21, 1999
3	Edgerrin James at Cle, Dec. 26, 1999

#### MOST CONSECUTIVE GAMES SCORING TD

18	Lenny Moore, G7-9-1963, G1-1964/G1-1965
11	Lydell Mitchell, G6-1975/G2-1976
<b>11</b>	<b>Jonathan Taylor, G4-15, 2021</b>
8	Edgerrin James, G3-10, 2005
7	Raymond Berry, G8-1959/G2-1960
7	Curtis Dickey, G7-13, 1980

#### MOST CONSECUTIVE GAMES SCORING TD (ROOKIE)

7	Curtis Dickey, G7-13, 1980
5	Alan Ameche, G1-5, 1955
<b>5</b>	<b>Jonathan Taylor, G12-16, 2020</b>
4	Lenny Moore, G3-6, 1956
4	Marshall Faulk, G8-11, 1994
4	James Mungro, G11-14, 2002

### SEASON

#### MOST (SEASON)

20	Lenny Moore, 1964
18	Edgerrin James, 2000
<b>18</b>	<b>Jonathan Taylor, 2021</b>
17	Edgerrin James, 1999
15	Lenny Moore, 1961
15	Lydell Mitchell, 1975
15	Eric Dickerson, 1988
15	Marvin Harrison, 2001
15	Marvin Harrison, 2004
15	Joseph Addai, 2007

#### MOST SEASONS LEADING TEAM

6	Lenny Moore, 1956-58, 1960-61, 1964
5	Marvin Harrison, 1996, 2001-02, 2004, 2006
4	Marshall Faulk, 1994-95, 1997-98
4	Edgerrin James, 1999-00, 2003, 2005
3	Tom Matte, 1967-69
3	Curtis Dickey, 1980-81, 1983

#### MOST CONSECUTIVE SEASONS LEADING TEAM

3	Lenny Moore, 1956-58
3	Tom Matte, 1967-69

#### MOST 10+ TD SEASONS

8	Marvin Harrison, 1999-06
5	Lenny Moore, 1957-58, 1960-61, 1964
4	Edgerrin James, 1999-00, 2003, 2005
3	Tom Matte, 1967-69
3	Marshall Faulk, 1994-95, 1998
3	Reggie Wayne, 2004, 2007, 2009
2	Addai/Berry/Clark/Dickey/McCauley/Orr/Taylor
1	Bulaich/Carr/Dickerson/Mitchell/Rhodes/Stokley/Ebron

#### MOST CONSECUTIVE 10+ TD SEASONS

8	Marvin Harrison, 1999-06
3	Tom Matte, 1967-69
2	Lenny Moore, 1957-58, 1960-61
2	Raymond Berry, 1959-60

2	Don McCauley, 1975-76
2	Curtis Dickey, 1980-81
2	Marshall Faulk, 1994-95
2	Edgerrin James, 1999-00
<b>2</b>	<b>Jonathan Taylor, 2020-21</b>

#### MOST (ROOKIE)

17	Edgerrin James, 1999
13	Curtis Dickey, 1980
12	Marshall Faulk, 1994
<b>12</b>	<b>Jonathan Taylor, 2020</b>
10	Dominic Rhodes, 2001

### CAREER

#### MOST (CAREER)

128	Marvin Harrison, 1996-08
113	Lenny Moore, 1956-67
82	Reggie Wayne, 2001-14
75	Edgerrin James, 1999-05
68	Raymond Berry, 1955-67

## P.A.T.S

### GAME

#### MOST MADE (GAME)

8	Tom Feamster vs. L.A. Rams, Nov. 5, 1956
8	Steve Myhra vs. G.B., Nov. 2, 1958
7	Steve Myhra vs. Chi, Oct. 4, 1958
7	Lou Michaels vs. Chi, Sept. 27, 1964
7	Lou Michaels at Atl, Nov. 12, 1967
7	Toni Linhart vs. NYJ, Nov. 16, 1975
7	Toni Linhart vs. Buf, Dec. 12, 1976
7	Raul Allegre vs. Buf, Oct. 6, 1985
7	Dean Biasucci vs. Den, Oct. 31, 1988
7	Mike Vanderjagt at N.O., Sept. 28, 2003
7	Mike Vanderjagt vs. Hou, Nov. 14, 2004
7	Adam Vinatieri vs. Was, Nov. 30, 2014

#### MOST MADE (ROOKIE-GAME)

8	Tom Feamster vs. LA Rams, Nov. 5, 1956
---	--

### SEASON

#### MOST ATTEMPTS (SEASON)

60	Mike Vanderjagt, 2004
54	Lou Michaels, 1964
52	Toni Linhart, 1975
52	Mike Vanderjagt, 2005
51	Steve Myhra, 1958
51	Steve Myhra, 1959
51	Adam Vinatieri, 2007
51	Adam Vinatieri, 2010

#### MOST ATTEMPTS (ROOKIE)

45	Rodrigo Blankenship, 2020
38	Jim O'Brien, 1970
26	Tom Feamster, 1956
24	George Hunt, 1973
24	Raul Allegre, 1983
23	Buck McPhail, 1953
23	Mike Vanderjagt, 1998

#### MOST MADE (SEASON)

59	Mike Vanderjagt, 2004
53	Lou Michaels, 1964
52	Mike Vanderjagt, 2005
51	Toni Linhart, 1975
51	Adam Vinatieri, 2010

#### MOST MADE (ROOKIE)

43	Rodrigo Blankenship, 2020
36	Jim O'Brien, 1970
24	Tom Feamster, 1956
22	George Hunt, 1973
22	Raul Allegre, 1983
21	Buck McPhail, 1953



# REGULAR INDIVIDUAL



## HIGHEST PERCENTAGE (SEASON-20 ATT.)

100	Lou Michaels, 1965
100	Jim O'Brien, 1972
100	Toni Linhart, 1974
100	Dean Biasucci (3), 1987, 1992, 1994
100	Cary Blanchard (3), 1995-97
100	Mike Vanderjagt (6), 1998-00, 2002-03, 2005
100	Adam Vinatieri (8) 2006, 2008, 2010-14, 2016
100	Matt Stover, 2009
100	Michael Badgley, 2021

## HIGHEST PERCENTAGE (ROOKIE-SEASON-20 ATT.)

100	Mike Vanderjagt, 1998
95.6	Rodrigo Blankenship, 2020
94.7	Jim O'Brien, 1970
92.3	Tom Feamster, 1956
91.7	George Hunt, 1973
91.7	Raul Allegre, 1983

## CAREER

### MOST ATTEMPTS (CAREER)

524	Adam Vinatieri, 2006-19
346	Mike Vanderjagt, 1998-05
270	Lou Michaels, 1964-69
261	Dean Biasucci, 1984, 1986-94
194	Toni Linhart, 1974-79

### MOST MADE (CAREER)

507	Adam Vinatieri, 2006-19
344	Mike Vanderjagt, 1998-05
263	Lou Michaels, 1964-69
255	Dean Biasucci, 1984, 1986-94
184	Toni Linhart, 1974-79

### MOST CONSECUTIVE PATS

209	Adam Vinatieri, 2010-15
149	Mike Vanderjagt, 2001-04
125	Mike Vanderjagt, 1998-01
103	Lou Michaels, 1964-66
97	Adam Vinatieri, 2007-09

## HIGHEST PERCENTAGE (CAREER-50 MIN.)

100	Cary Blanchard, 1995-97
99.4	Mike Vanderjagt, 1998-05
97.7	Dean Biasucci, 1984, 1986-94
97.4	Lou Michaels, 1964-69
96.8	Adam Vinatieri, 2006-19

## FIELD GOALS

### GAME

#### MOST ATTEMPTS (GAME)

6	Steve Myhra vs. Stl Cardinals, Nov. 19, 1961
6	Lou Michaels at Atl, Nov. 13, 1966
6	Toni Linhart vs. NYJ, Nov. 28, 1976
6	Raul Allegre at Phi, Oct. 30, 1983
6	Dean Biasucci vs. Mia, Sept. 25, 1988

#### MOST ATTEMPTS (ROOKIE-GAME)

6	Raul Allegre at Phi, Oct. 30, 1983
5	Jim O'Brien vs. Phi, Dec. 6, 1970
5	Raul Allegre at Den, Nov. 11, 1983
5	Rodrigo Blankenship vs. GB, Nov. 22, 2020

#### MOST FGS MADE (GAME)

5	Lou Michaels vs. S.F., Sept. 25, 1966
5	Raul Allegre at Phi, Oct. 30, 1983
5	Dean Biasucci vs. Mia, Sept. 25, 1988
5	Cary Blanchard at Buf, Sept. 21, 1997
5	Mike Vanderjagt vs. Den, 1/6/2002
5	Mike Vanderjagt vs. Bal, Oct. 13, 2002
5	Mike Vanderjagt at Ten, Dec. 7, 2003
5	Adam Vinatieri vs. Ten, Dec. 1, 2013
5	Adam Vinatieri vs. Chi, Oct. 9, 2016
5	<b>Chase McLaughlin at Min, Dec. 17, 2022</b>

#### MOST FGS MADE (ROOKIE-GAME)

5	Raul Allegre at Phi, Oct. 30, 1983
4	Raul Allegre at Den, Dec. 11, 1983

4	Mike Vanderjagt vs. Buf, Oct. 11, 1998
4	Mike Vanderjagt vs. Car, Dec. 27, 1998
4	Rodrigo Blankenship vs. Min, Sept. 30, 2020
4	Rodrigo Blankenship at Chi, Oct. 4, 2020
4	Rodrigo Blankenship vs. G.B. Nov. 23, 2020

## HIGHEST PERCENTAGE (GAME-5 MIN.)

100	Lou Michaels vs. S.F., Sept. 25, 1966
100	Cary Blanchard at Buf, Sept. 21, 1997
100	Mike Vanderjagt vs. Den, Jan. 6, 2002
100	Mike Vanderjagt vs. Bal, Oct. 13, 2002
100	Mike Vanderjagt at Ten, Dec. 7, 2003
100	Adam Vinatieri vs. Ten, Dec. 1, 2013
100	Adam Vinatieri vs. Chi, Oct. 9, 2016

## MOST 50+ FIELD GOALS (GAME)

2	Dean Biasucci vs. Mia, Sept. 25, 1988
2	Mike Vanderjagt at Den, Nov. 24, 2002
2	Adam Vinatieri vs. Den., Oct. 27, 2019
2	Adam Vinatieri at S.D., Oct. 14, 2013
2	Adam Vinatieri vs. Chi, Oct. 9, 2016
2	Adam Vinatieri vs. S.F., Oct. 8, 2017
2	<b>Chase McLaughlin, at Den, Oct. 6, 2022</b>

## LONGEST FIELD GOAL

58	Dan Miller at S.D., Dec. 26, 1982
56	Bert Rechichar vs. Chi, Sept. 27, 1953
55	Raul Allegre at Den, Dec. 11, 1983
55	Dean Biasucci at Den, Oct. 15, 1989
55	Dean Biasucci at Mia, Dec. 30, 1990
55	Adam Vinatieri vs. Den, Oct. 27, 2019
55	Adam Vinatieri vs. Den, Nov. 8, 2015
54	Raul Allegre vs. S.D., Nov. 4, 1984
54	Dean Biasucci at N.E., Nov. 11, 1990
54	Dean Biasucci at Sea, Sept. 29, 1991
54	Mike Vanderjagt at Den, Nov. 24, 2002
54	Adam Vinatieri vs. Jax, Oct. 4, 2015
54	Adam Vinatieri vs. Chi, Oct. 9, 2016
54	Adam Vinatieri vs. Hou, Dec. 31, 2017
54	Adam Vinatieri at N.E., Oct. 4, 2018
54	Adam Vinatieri at Hou, Dec. 9, 2018

## LONGEST FIELD GOAL (ROOKIE)

58	Dan Miller at S.D., Dec. 26, 1982
55	Raul Allegre at Den, Dec. 11, 1983
53	Raul Allegre at Cin, Oct. 2, 1983
53	Mike Vanderjagt at Bal, Nov. 29, 1998
53	Rodrigo Blankenship vs. Hou, Dec. 20, 2020
52	Mike Vanderjagt vs. N.O., Sept. 27, 1998

## MOST CONSECUTIVE GAMES SCORING FIELD GOALS

23	Mike Vanderjagt, G15-16, 2002/G1-4, G6, 2004
21	Cary Blanchard, G3-1996/G1-7, 1997
21	Mike Vanderjagt, G3-16, 1999/G1-7, 2000
18	Dean Biasucci, G8-16, 1988/G1-9, 1989
16	Adam Vinatieri, G8-16, 2015/G1-7, 2016

## SEASON

### MOST ATTEMPTS (SEASON)

41	Cary Blanchard, 1997
40	Cary Blanchard, 1996
40	Adam Vinatieri, 2013
39	Steve Myhra, 1961
39	Jim Martin, 1963
39	Lou Michaels, 1966

### MOST ATTEMPTS (ROOKIE)

37	Rodrigo Blankenship, 2020
35	Raul Allegre, 1983
34	Jim O'Brien, 1970

### MOST FGS MADE (SEASON-16 MIN.)

37	Mike Vanderjagt, 2003
36	Cary Blanchard, 1996
35	Adam Vinatieri, 2013
34	Mike Vanderjagt, 1999
32	Cary Blanchard, 1997
32	Rodrigo Blankenship, 2020



# REGULAR INDIVIDUAL



## HIGHEST PERCENTAGE (SEASON-20 MIN.)

100	Mike Vanderjagt, 2003
96.8	Adam Vinatieri, 2014
92.9	Adam Vinatieri, 2010
92.6	Mike Vanderjagt, 2000
92.6	Adam Vinatieri, 2015

## HIGHEST PERCENTAGE (ROOKIE-20 MIN.)

87.1	Mike Vanderjagt, 1998
86.5	Rodrigo Blankenship, 2020
85.7	Raul Allegre, 1983
57.1	George Hunt, 1973

## MOST FGS MADE (ROOKIE)

32	Rodrigo Blankenship, 2020
30	Raul Allegre, 1983
27	Mike Vanderjagt, 1998
19	Jim O'Brien, 1970

## MOST 50+ FIELD GOALS (SEASON)

8	<b>Chase McLaughlin, 2022</b>
7	Adam Vinatieri, 2016
6	Dean Biasucci, 1988
6	Mike Vanderjagt, 1998
5	Cary Blanchard, 1996
5	Adam Vinatieri, 2017
4	Raul Allegre, 1983
4	Adam Vinatieri, 2012
4	Adam Vinatieri, 2013
4	Adam Vinatieri, 2015
4	Adam Vinatieri, 2018

## MOST SEASONS 50+ FIELD GOALS

10	Dean Biasucci, 1984, 1986-94
10	Adam Vinatieri, 2008, 2011-19
5	Mike Vanderjagt, 1998-99, 2001-03
3	Cary Blanchard, 1995-97
2	Allegre/Michaels/Rechichar

## MOST CONSC. SEASONS 50+ FGS

10	Dean Biasucci, 1984, 1986-94
8	Adam Vinatieri, 2011-18
3	Cary Blanchard, 1995-97
3	Mike Vanderjagt, 2001-03
2	Raul Allegre, 1983-84
2	Mike Vanderjagt, 1998-99

## CAREER

### MOST ATTEMPTS (CAREER)

394	Adam Vinatieri, 2006-19
250	Dean Biasucci, 1984, 1986-94
248	Mike Vanderjagt, 1998-05
197	Lou Michaels, 1964-69
116	Toni Linhart, 1974-79

### MOST FGS MADE (CAREER)

336	Adam Vinatieri, 2006-19
217	Mike Vanderjagt, 1998-05
176	Dean Biasucci, 1984, 1986-94
107	Lou Michaels, 1964-69
87	Cary Blanchard, 1995-97

## HIGHEST PERCENTAGE (CAREER-30 MIN.)

87.5	Mike Vanderjagt, 1998-05
85.3	Adam Vinatieri, 2006-19
83.3	Rodrigo Blankenship, 2020-21
82.9	Cary Blanchard, 1995-97
72.2	Raul Allegre, 1983-85
70.4	Dean Biasucci, 1984, 1986-94

## MOST CONSECUTIVE SUCCESSFUL FIELD GOALS

*44	Adam Vinatieri, G4-16, 2015/G1-9, 2016
42	Mike Vanderjagt, G15-16, 2002/G1, 2004
35	Adam Vinatieri, G14-16, 2013/G1-16, 2014
28	Mike Vanderjagt, G7-16, 1999/G1-2000
20	Adam Vinatieri, G2-11, 2017

\* = NFL Record

## MOST 50+ FIELD GOALS (CAREER)

37	Adam Vinatieri, 2006-19
----	-------------------------

18	Dean Biasucci, 1984, 1986-94
14	Mike Vanderjagt, 1998-05
7	Raul Allegre, 1983-85
7	Cary Blanchard, 1995-97

## MOST CONSC. SUCCESSFUL 50+ FIELD GOALS

9	Adam Vinatieri, 2015-16
7	Adam Vinatieri, 2013-14
6	Cary Blanchard, 1995-96
5	Mike Vanderjagt, 2001-03
5	Adam Vinatieri, 2016-17

## RUSHING

### RUSHING ATTEMPTS

#### MOST ATTEMPTS (GAME)

40	Lydell Mitchell at NYJ, Oct. 20, 1974
38	Edgerrin James at Sea, Oct. 15, 2000
36	Eric Dickerson vs. Buf, Dec. 18, 1988
36	Edgerrin James vs. NYJ, Nov. 16, 2003
36	Frank Gore at Buf, Dec. 11, 2017

#### MOST ATTEMPTS (ROOKIE-GAME)

34	Dominic Rhodes at Buf, Nov. 4, 2001
32	Edgerrin James at N.E., Sept. 19, 1999
31	Frank Middleton at NYJ, Nov. 11, 1984
31	Dominic Rhodes vs. Den, Jan. 6, 2002
30	<b>Jonathan Taylor vs. Jax, Jan. 4, 2020</b>
29	Dominic Rhodes vs. Atl, Dec. 16, 2001

#### MOST ATTEMPTS (SEASON)

388	Eric Dickerson, 1988
387	Edgerrin James, 2000
369	Edgerrin James, 1999
360	Edgerrin James, 2005
334	Edgerrin James, 2004

#### MOST ATTEMPTS (ROOKIE)

369	Edgerrin James, 1999
314	Marshall Faulk, 1994
233	Dominic Rhodes, 2001
232	<b>Jonathan Taylor, 2020</b>
226	Joseph Addai, 2006
213	Alan Ameche, 1955

#### MOST SEASONS LEADING TEAM

6	Edgerrin James, 1999-00, 2002-05
5	Alan Ameche, 1955-59
5	Tom Matte, 1963, 1967-69, 1971
5	Lydell Mitchell, 1973-77
5	Eric Dickerson, 1987-91
5	Marshall Faulk, 1994-98

#### MOST CONSC. SEASONS LEADING TEAM

5	Alan Ameche, 1955-59
5	Lydell Mitchell, 1973-77
5	Lydell Mitchell, 1973-77
5	Marshall Faulk, 1994-98
4	Edgerrin James, 2002-05
4	Joseph Addai, 2006-09

#### MOST SEASONS 100+ ATTEMPTS

7	Edgerrin James, 1999-05
6	Randy McMillan, 1981-86
6	Joseph Addai, 2006-11
5	Alan Ameche, 1955-59
5	Tom Matte, 1963, 1967-69, 1971
5	Lydell Mitchell, 1973-77
5	Eric Dickerson, 1987-91
5	Marshall Faulk, 1994-98

#### MOST CONSC. SEASONS 100+ ATTEMPTS

7	Edgerrin James, 1999-05
6	Randy McMillan, 1981-86
6	Joseph Addai, 2006-11
5	Alan Ameche, 1955-59
5	Lydell Mitchell, 1973-77
5	Eric Dickerson, 1987-91
5	Marshall Faulk, 1994-98



# REGULAR INDIVIDUAL



## MOST GAMES WITH ATTEMPTS (CAREER)

163	John Unitas, 1956-72
154	Peyton Manning, 1998-11
134	Lenny Moore, 1956-67
127	Tom Matte, 1961-72
126	Don McCauley, 1971-81

## MOST ATTEMPTS (CAREER)

2,188	Edgerrin James, 1999-05
1,391	Lydell Mitchell, 1972-77
1,389	Marshall Faulk, 1994-98
1,258	Eric Dickerson, 1987-91
1,200	Tom Matte, 1961-72

## RUSHING YARDS

### MOST YARDS (GAME)

253	<b>Jonathan Taylor vs. Jax, Jan. 4, 2020</b>
219	Edgerrin James at Sea, Oct. 15, 2000
204	Edgerrin James at Chi, Nov. 21, 2004
198	Norm Bulaich vs. NYJ, Sept. 19, 1971
196	Eric Dickerson vs. T.B., Dec. 27, 1987
194	Alan Ameche vs. Chi, Sept. 25, 1955

### MOST YARDS (ROOKIE-GAME 150+ YARDS)

253	<b>Jonathan Taylor vs. Jax, Jan. 4, 2020</b>
194	Alan Ameche vs. Chi, Sept. 25, 1955
185	Lenny Moore vs. G.B., Oct. 28, 1956
177	Dominic Rhodes vs. Atl, Dec. 16, 2001
171	Joseph Addai, vs. Phi, Nov. 26, 2006
153	Alan Ameche, vs. Det, Oct. 1, 1955

### MOST CONSC. 100+ GAMES

5	Edgerrin James, G14-16, 2000/G1-2, 2001
5	Edgerrin James, G5-9, 2005
4	Eric Dickerson, G8-11, 1987
4	Edgerrin James, G7-10, 1999
4	Edgerrin James, G10-13, 2004

### 4 **Jonathan Taylor, G13-17, 2021**

### MOST 100+ GAMES (ROOKIE)

10	Edgerrin James, 1999
5	Dominic Rhodes, 2001
4	Marshall Faulk, 1994
3	Alan Ameche, 1955
3	<b>Jonathan Taylor, 2020</b>
2	Lenny Moore, 1956
2	Roosevelt Potts, 1993
2	Joseph Addai, 2006

### MOST YARDS (SEASON)

1,811	<b>Jonathan Taylor, 2021</b>
1,709	Edgerrin James, 2000
1,659	Eric Dickerson, 1988
1,553	Edgerrin James, 1999
1,548	Edgerrin James, 2004
1,506	Edgerrin James, 2005

### MOST YARDS (ROOKIE)

1,553	Edgerrin James, 1999
1,282	Marshall Faulk, 1994
1,169	<b>Jonathan Taylor, 2020</b>
1,104	Dominic Rhodes, 2001
1,081	Joseph Addai, 2006
961	Alan Ameche, 1955

### MOST 100+ GAMES (SEASON)

10	Edgerrin James, 1999
10	<b>Jonathan Taylor, 2021</b>
9	Edgerrin James, 2000
9	Edgerrin James, 2005
8	Eric Dickerson, 1988
8	Edgerrin James, 2004

### MOST SEASONS LEADING TEAM

6	Edgerrin James, 1999-00, 2002-05
5	Alan Ameche, 1955-59
5	Lydell Mitchell, 1973-77
5	Eric Dickerson, 1987-91
5	Marshall Faulk, 1994-98

## MOST YARDS TWO RUSHERS (SEASON)

2,087	Taylor (1,811)/Hines (276), 2021
1,924	Dickey (1,122)/McMillan (802), 1983
1,889	Dickerson (1,659)/Bentley (230), 1988
1,825	James (1,709)/Manning (116), 2000
1,802	James (1,548)/Rhodes (254), 2004
1,766	Rhodes (1,104)/James (662), 2001

## MOST CONSC. SEASONS LEADING TEAM

5	Alan Ameche, 1955-59
5	Lydell Mitchell, 1973-77
5	Eric Dickerson, 1987-91
5	Marshall Faulk, 1994-98
4	Edgerrin James, 2002-05
4	Joseph Addai, 2006-09

## MOST 100+ GAMES (CAREER)

49	Edgerrin James, 1999-05
24	Eric Dickerson, 1987-91
16	Lydell Mitchell, 1972-77
15	<b>Jonathan Taylor, 2020-22</b>
14	Marshall Faulk, 1994-98

## MOST YARDS (CAREER)

9,226	Edgerrin James, 1999-05
5,487	Lydell Mitchell, 1972-77
5,320	Marshall Faulk, 1994-98
5,194	Eric Dickerson, 1987-91
5,174	Lenny Moore, 1956-67

## RUSHING TOUCHDOWNS

### MOST TOUCHDOWNS (GAME)

4	<b>Jonathan Taylor at Buf, Nov. 21, 2021</b>
4	Eric Dickerson vs. Den, Oct. 31, 1988
4	Joseph Addai vs. Phi, Nov. 26, 2006
3	Alan Ameche at G.B., Oct. 13, 1957
3	Lenny Moore vs. L.A. Rams, Oct. 16, 1960
3	Tom Matte vs. Was, Nov. 2, 1969
3	Don McCauley at Mia, Nov. 23, 1975
3	Randy McMillan vs. N.E., Dec. 1, 1985
3	Marshall Faulk vs. Hou, Sept. 4, 1994
3	Marshall Faulk vs. Stl, Oct. 1, 1995
3	Edgerrin James at Cle, Dec. 26, 1999
3	Edgerrin James at Sea, Oct. 15, 2000
3	Edgerrin James vs. Buf, Dec. 11, 2000
3	Edgerrin James vs. NYJ, Nov. 16, 2003
3	Edgerrin James vs. Stl, Oct. 17, 2005

### MOST TOUCHDOWNS (ROOKIE-GAME)

4	Joseph Addai vs. Phi, Nov. 26, 2006
3	Marshall Faulk vs. Hou, Sept. 4, 1994
3	Edgerrin James at Cle, Dec. 26, 1999
2	(25 times) Last: <b>Jonathan Taylor vs. Jax, Jan. 4, 2020</b>

### MOST CONSC. GAMES RUSHING TDS

11	Lenny Moore, G8-9-1963/G9, 1964
11	<b>Jonathan Taylor, G4-15, 2021</b>
9	Lydell Mitchell, G8-14-1975/G1, 1976
7	Curtis Dickey, G9-15, 1980
6	Tom Matte, G2-7, 1969
6	Edgerrin James, G5-10, 2005

### MOST CONSC. GAMES RUSHING TDS (ROOKIE)

7	Curtis Dickey, G9-15, 1980
5	Alan Ameche, G1-5, 1955
4	Lenny Moore, G3-6, 1956
4	James Mungro, G11-14, 2002
4	<b>Jonathan Taylor, G13-16, 2020</b>

### MOST TOUCHDOWNS (SEASON)

18	<b>Jonathan Taylor, 2021</b>
16	Lenny Moore, 1964
14	Eric Dickerson, 1988
13	Edgerrin James (3), 1999-00, 2005
12	Joseph Addai, 2007
11	Tom Matte, 1969
11	Lydell Mitchell, 1975
11	Curtis Dickey, 1980
11	Marshall Faulk (2), 1994-95



# REGULAR INDIVIDUAL



11 Edgerrin James, 2003  
**11 Jonathan Taylor, 2020**

**MOST TOUCHDOWNS (ROOKIE)**  
 13 Edgerrin James, 1999  
 11 Curtis Dickey, 1980  
 11 Marshall Faulk, 1994  
**11 Jonathan Taylor, 2020**  
 9 Alan Ameche, 1955  
 9 Dominic Rhodes, 2001

**MOST GAMES WITH TOUCHDOWNS (SEASON)**  
 12 Lenny Moore, 1964  
**12 Jonathan Taylor, 2021**  
 9 Lydell Mitchell, 1975  
 9 Eric Dickerson, 1988  
 9 Edgerrin James (2), 2000, 2005  
 9 Joseph Addai (2), 2007, 2009

**MOST GAMES WITH TOUCHDOWNS (ROOKIE)**  
 8 Alan Ameche, 1955  
 8 Curtis Dickey, 1980  
 8 Edgerrin James, 1999  
**8 Jonathan Taylor, 2020**  
 7 Rodney Culver, 1992  
 7 Marshall Faulk, 1994  
 7 Dominic Rhodes, 2001

**MOST SEASONS LEADING TEAM**  
 6 Lenny Moore, 1956\*, 1960-61, 1964, 1965\*, 1966\*  
 5 Alan Ameche, 1955, 1956\*, 1957-59  
 5 Randy McMillan, 1982\*, 1983-84, 1986\*  
 5 Marshall Faulk, 1994-98  
 5 Edgerrin James, 1999-00, 2003-05

\*= Tied for Team Lead  
**MOST CONSC. SEASONS LEADING TEAM**  
 5 Alan Ameche, 1955-59 (1956\*)  
 5 Randy McMillan, 1982-86 (1982\*, 1986\*)  
 5 Marshall Faulk, 1994-98  
 4 Eric Dickerson, 1988-91 (1990\*)  
 \*= Tied for Team Lead

**MOST GAMES WITH TOUCHDOWNS (CAREER)**  
 44 Edgerrin James, 1999-05  
 37 Tom Matte, 1961-72  
 33 Lenny Moore, 1956-67  
 32 Don McCauley, 1971-81  
 32 Marshall Faulk, 1994-98

**MOST TOUCHDOWNS (CAREER)**  
 64 Edgerrin James, 1999-05  
 63 Lenny Moore, 1956-67  
 45 Tom Matte, 1961-72  
 42 Marshall Faulk, 1994-98  
 40 Alan Ameche, 1955-60  
 40 Don McCauley, 1971-81

## RUSHING AVERAGE

**HIGHEST AVERAGE (GAME-10 ATT)**  
 14.2 \*Lenny Moore vs. G.B., Oct. 28, 1956  
 11.3 Lenny Moore at Det, Oct. 19, 1958  
 11.3 Marshall Faulk at Bal, Nov. 29, 1998  
 10.9 \*Lenny Moore at Cle, Nov. 11, 1956  
**10.4 Jonathan Taylor vs. Hou, Oct. 17, 2021**

\*= Rookie  
**HIGHEST AVERAGE (SEASON-80 ATT)**  
 7.5 Lenny Moore, 1956  
 7.3 Lenny Moore, 1958  
 7.0 Lenny Moore, 1961  
**5.5 Jonathan Taylor, 2021**  
 5.3 Donald Brown, 2013  
 5.2 George Wonsley, 1985

**HIGHEST AVERAGE (ROOKIE-80 ATT, 4.5+)**  
 7.5 Lenny Moore, 1956  
 5.1 Tony Loric, 1964  
**5.0 Jonathan Taylor, 2020**  
 4.8 Joseph Addai, 2006  
 4.7 Dominic Rhodes, 2001

4.5 Curtis Dickey, 1980  
 4.5 Alan Ameche, 1955

**LONGEST RUSHES**  
**83 Jonathan Taylor vs. Hou, Oct. 17, 2021**  
 80t Tom Matte vs. StL, Oct. 12, 1964  
 80t Donald Brown vs. Ten, Dec. 18, 2011  
 79t \*Alan Ameche vs. Chi, Sept. 25, 1955  
 79t \*Lenny Moore vs. G.B., Oct. 28, 1956  
 \*= Rookie

**HIGHEST AVERAGE (CAREER-300 ATT/4.0)**  
**5.2 Jonathan Taylor, 2020-22**  
 4.8 Lenny Moore, 1956-67  
 4.5 Albert Bentley, 1985-91  
 4.4 Curtis Dickey, 1980-85  
 4.4 Marlon Mack, 2017-21  
 4.3 Donald Brown, 2009-13  
 4.2 Alan Ameche, 1955-60  
 4.2 Edgerrin James, 1999-05

## PASSING

### PASSING ATTEMPTS

**MOST ATTEMPTS (GAME)**  
 62 Andrew Luck vs. Hou, Sept. 30, 2018  
 59 Jeff George at Was, Nov. 7, 1993  
 59 Andrew Luck at N.E., Oct. 4, 2018  
**58 Matt Ryan vs. Jax, Oct. 16, 2022**  
 57 Jack Trudeau at NYJ, Nov. 16, 1986  
 57 Peyton Manning at Hou, Sept. 12, 2010  
 56 Peyton Manning at S.D., Nov. 11, 2007

**MOST ATTEMPTS (ROOKIE-GAME)**  
 57 Jack Trudeau at NYJ, Nov. 16, 1986  
 55 Andrew Luck vs. G.B., Oct. 7, 2012  
 54 Andrew Luck at Det., Dec. 2, 2012  
 53 Jack Trudeau vs. NYJ, Sept. 28, 1986  
 52 Peyton Manning vs. N.E., Nov. 1, 1998

**MOST 40+ ATTEMPT GAMES**  
 59 Peyton Manning, 1998-11  
 36 Andrew Luck, 2012-18  
 9 Jack Trudeau, 1986-93  
 8 John Unitas, 1956-72  
 8 Bert Jones, 1973-81  
 8 Jeff George, 1990-93

**MOST GAMES WITH ATTEMPTS (CAREER)**  
 208 Peyton Manning, 1998-11  
 202 John Unitas, 1956-72  
 97 Bert Jones, 1973-81  
 86 Andrew Luck, 2012-18  
 61 Jack Trudeau, 1986-93

**MOST ATTEMPTS (SEASON)**  
 679 Peyton Manning, 2010  
 639 Andrew Luck, 2018  
 627 Andrew Luck, 2012  
 616 Andrew Luck, 2014  
 591 Peyton Manning, 2002

**MOST ATTEMPTS (ROOKIE)**  
 627\* Andrew Luck, 2012  
 575 Peyton Manning, 1998  
 417 Jack Trudeau, 1986  
 334 Jeff George, 1990  
 237 George Shaw, 1955

\* = NFL Record  
**MOST SEASONS LEADING TEAM (ATT/COMP)**  
 15 John Unitas, 1956-67, 1969-71  
 13 Peyton Manning, 1998-10  
 6 Bert Jones, 1974-77, 1980-81  
 6 Andrew Luck, 2012-16, 2018  
 4 Mike Pagel, 1982-85  
 4 Jeff George, 1990-93  
 4 Jim Harbaugh, 1994-97



# REGULAR INDIVIDUAL



## MOST SEASONS 200+ ATTEMPTS

13	John Unitas, 1957-67, 1969-70
13	Peyton Manning, 1998-10
6	Bert Jones, 1974-77, 1980-81
6	Andrew Luck, 2012-18
4	Mike Pagel, 1982-85
4	Jeff George, 1990-93
4	Jim Harbaugh, 1994-97

## MOST CONSC. SEASONS LEADING TEAM (ATT/COMP)

13	Peyton Manning, 1998-10
12	John Unitas, 1956-67
5	Andrew Luck, 2012-16
4	Bert Jones, 1974-77
4	Mike Pagel, 1982-85
4	Jeff George, 1990-93
4	Jim Harbaugh, 1994-97

## CONSC. SEASONS 200+ ATTEMPTS

13	Peyton Manning, 1998-10
11	John Unitas, 1957-67
6	Andrew Luck, 2012-18
4	Bert Jones, 1974-77
4	Mike Pagel, 1982-85
4	Jeff George, 1990-93
4	Jim Harbaugh, 1994-97

## MOST ATTEMPTS (CAREER)

7,210	Peyton Manning, 1998-11
5,110	John Unitas, 1956-72
3,290	Andrew Luck, 2012-18
2,464	Bert Jones, 1973-81
1,536	Jack Trudeau, 1986-93

## COMPLETIONS

### MOST COMPLETIONS (GAME)

42	<b>Matt Ryan vs. Jax, Oct. 16, 2022</b>
40	Peyton Manning at Hou, Sept. 12, 2010
40	Andrew Luck vs. Hou, Sept. 30, 2018
39	Andrew Luck vs. Cin, Sept. 9, 2018
38	Peyton Manning at N.E., Nov. 21, 2010
38	Andrew Luck at N.E., Oct. 4, 2018
37	Jeff George at Was, Nov. 7, 1993
37	Peyton Manning vs. Ten, Nov. 3, 2002

### MOST COMPLETIONS (ROOKIE-GAME)

31	Andrew Luck vs. G.B., Oct. 7, 2012
30	Peyton Manning vs. N.E., Nov. 1, 1998
30	Andrew Luck vs. Mia, Nov. 4, 2012
27	Jack Trudeau at NVJ, Nov. 16, 1986
27	Peyton Manning at Bal, Nov. 29, 1998
27	Andrew Luck at N.E., Nov. 18, 2012

### MOST GAMES WITH COMPLETIONS

208	Peyton Manning, 1998-11
200	John Unitas, 1956-72
96	Bert Jones, 1973-81
86	Andrew Luck, 2012-18
61	Jack Trudeau, 1986-93

### MOST GAMES 20+ COMPLETIONS (CAREER)

153	Peyton Manning, 1998-11
63	Andrew Luck, 2012-18
33	John Unitas, 1956-72
20	Bert Jones, 1973-81
17	Jeff George, 1990-93

### MOST CONSC. GAMES 20+ COMPLETIONS

14	Peyton Manning, G1-14, 2010
13	Andrew Luck, G15-16, 2013, G1-11, 2014
12	Peyton Manning, G3-14, 2003
12	Peyton Manning, G3-14, 2009
11	Andrew Luck, G4-G7, 2015/G1-G7, 2016

### MOST COMPLETIONS (SEASON)

450	Peyton Manning, 2010
430	Andrew Luck, 2018
393	Peyton Manning, 2009
392	Peyton Manning, 2002
380	Andrew Luck, 2014

379 Peyton Manning, 2003

### MOST COMPLETIONS (ROOKIE)

339	Andrew Luck, 2012
326	Peyton Manning, 1998
204	Jack Trudeau, 1986
181	Jeff George, 1990
129	Chris Chandler, 1988

### MOST SEASONS 150+ COMPLETIONS

13	Peyton Manning, 1998-11
12	John Unitas, 1959-67, 1969-70
6	Andrew Luck, 2012-18
5	Bert Jones, 1975-77, 1980-81
4	Jeff George, 1990-93

### MOST CONSECUTIVE COMPLETIONS

23	Peyton Manning vs. Det/at Jax, Dec. 14-Dec. 18, 2008
17	Bert Jones vs. NYJ, Dec. 15, 1974
17	Peyton Manning vs. Cle/at Ten, Sept. 25-Oct. 2, 2005
17	Peyton Manning vs. Den/at Jax, Dec. 13-Dec. 17, 2009
16	Peyton Manning at Ten, Oct. 11, 2009
16	Jacoby Brissett vs. Atl, Sept. 22, 2019

### CONSC. SEASONS 150+ COMPLETIONS

13	Peyton Manning, 1998-10
9	John Unitas, 1959-67
6	Andrew Luck, 2012-18
4	Jeff George, 1990-93
3	Bert Jones, 1975-77
3	Jim Harbaugh, 1995-97

### MOST COMPLETIONS (CAREER)

4,682	Peyton Manning, 1998-11
2,796	John Unitas, 1956-72
2,000	Andrew Luck, 2012-18
1,382	Bert Jones, 1973-81
874	Jeff George, 1990-93

## COMPLETION PERCENTAGE

### HIGHEST PERCENTAGE (GAME-15 ATT)

87.5	Peyton Manning vs. Ten, Dec. 30, 2007 (14-16)
85.3	Peyton Manning at Jax, Dec. 18, 2008 (29-34)
85.0	John Unitas at Atl, Nov. 12, 1967 (17-20)
84.2	John Unitas vs. Mia, Dec. 11, 1971 (16-19)
83.3	Peyton Manning vs. Atl, Dec. 14, 2003 (25-30)

### HIGHEST PERCENTAGE (ROOKIE-GAME-20 ATT)

75	John Unitas vs. L.A. Rams, Nov. 25, 1956 (18-24)
70.4	Peyton Manning at Atl, Dec. 6, 1998 (19-27)
69.2	Andrew Luck at Jax, Nov. 8, 2012 (18-26)
68.4	Andrew Luck at Ten, Oct. 28, 2012 (26-38)
68.2	George Shaw at L.A. Rams, Dec. 5, 1955 (15-22)

### HIGHEST PERCENTAGE (SEASON-200 ATT)

68.8	Peyton Manning, 2009
68.0	Philip Rivers, 2020
67.6	Peyton Manning, 2004
67.3	Peyton Manning, 2005
67.3	Andrew Luck, 2018
67	Peyton Manning, 2003
66.8	Peyton Manning, 2008

### HIGHEST PERCENTAGE (ROOKIE-SEASON-100 ATT)

56.7	Peyton Manning, 1998
55.6	John Unitas, 1956
55.4	Chris Chandler, 1988
54.2	Jeff George, 1990
54.1	Andrew Luck, 2012

### HIGHEST PERCENTAGE (CAREER-1,000 ATT)

64.9	Peyton Manning, 1998-11
60.8	Andrew Luck, 2012-18
60.7	Jim Harbaugh, 1994-97
57.0	Jeff George, 1990-93
56.1	Bert Jones, 1973-81

## PASSING YARDS

### MOST YARDS (GAME)

472	Peyton Manning at K.C., Oct. 31, 2004
464	Andrew Luck vs. Hou, Sept. 30, 2018
440	Peyton Manning vs. Jax, Sept. 25, 2000





# REGULAR INDIVIDUAL



433	Peyton Manning at Hou, Sept. 12, 2010
433	Andrew Luck vs. Mia, Nov. 4, 2012
425	Peyton Manning vs. Ten, Dec. 5, 2004

## MOST YARDS (ROOKIE-GAME)

433*	Andrew Luck vs. Mia, Nov. 4, 2012
391	Andrew Luck at Det, Dec. 2, 2012
362	Andrew Luck vs. G.B., Oct. 7, 2012
359	Jack Trudeau at NVJ, Nov. 16, 1986
357	Peyton Manning at Bal, Nov. 29, 1998

\*= NFL Record

## MOST 300+ GAMES (SEASON)

10	Andrew Luck, 2014
9	Peyton Manning, 2009
7	Peyton Manning, 2010
7	Andrew Luck, 2018
6	Peyton Manning (2), 2004, 2006
6	Andrew Luck, 2012

## MOST 300+ GAMES (ROOKIE)

6*	Andrew Luck, 2012
4	Peyton Manning, 1998
2	Jack Trudeau, 1986
1	John Unitas, 1956

\*= NFL Record

## MOST 300+ GAMES (CAREER)

63	Peyton Manning, 1998-11
33	Andrew Luck, 2012-18
26	John Unitas, 1956-72
8	Bert Jones, 1973-81
7	Jeff George, 1990-93

## MOST CONSC. 300+ GAMES

8	Andrew Luck, G3-10, 2014
5	Peyton Manning, G1-5, 2009
3	John Unitas, G12-14, 1963
3	Peyton Manning, G6-8, 2006
3	Peyton Manning, G7-9, 2009
3	Andrew Luck, G4-6, 2018

## MOST YARDS (SEASON)

4,761	Andrew Luck, 2014
4,700	Peyton Manning, 2010
4,593	Andrew Luck, 2018
4,557	Peyton Manning, 2004
4,500	Peyton Manning, 2009
4,413	Peyton Manning, 2000

## MOST YARDS (ROOKIE)

4,374 *	Andrew Luck, 2012
3,739	Peyton Manning, 1998
2,225	Jack Trudeau, 1986
2,152	Jeff George, 1990
1,619	Chris Chandler, 1988

\*= NFL Record

## MOST SEASONS LEADING TEAM (YDS/TDS)

14	John Unitas, 1956-67, 69-70
13	Peyton Manning, 1998-11
6	Bert Jones, 1974-77, 1980-81
6	Andrew Luck, 2012-18
4	Mike Pagel, 1982-85
4	Jeff George, 1990-93
4	Jim Harbaugh, 1994-97

## MOST CONSC. SEASONS LEADING TEAM (YDS/TDS)

13	Peyton Manning, 1998-10
12	John Unitas, 1956-67
5	Andrew Luck, 2012-16
4	Bert Jones, 1974-77
4	Mike Pagel, 1982-85
4	Jeff George, 1990-93
4	Jim Harbaugh, 1994-97

## MOST 2,000+ SEASONS

13	John Unitas, 1957-67, 1969-70
13	Peyton Manning, 1998-10
5	Bert Jones, 1975-77, 1980-81
5	Andrew Luck, 2012-14, 2016, 2018
3	Jeff George, 1990-91, 1993

3	Jim Harbaugh, 1995-97
---	-----------------------

## MOST CONSC. 2,000+ SEASONS

13	Peyton Manning, 1998-10
11	John Unitas, 1957-67
8	Bert Jones, 1975-77
3	Jim Harbaugh, 1995-97
3	Andrew Luck, 2012-14

## MOST YARDS (CAREER)

54,828	Peyton Manning, 1998-11
39,768	John Unitas, 1956-72
23,671	Andrew Luck, 2012-18
17,663	Bert Jones, 1973-81
9,647	Jack Trudeau, 1986-93

## PASSING TOUCHDOWNS

### MOST TOUCHDOWNS (GAME)

6	Peyton Manning at N.O., Sept. 28, 2003
6	Peyton Manning at Det, Nov. 25, 2004
5	Gary Cuzzo at Min, Nov. 14, 1965
5	Gary Hogeboom at Buf, Oct. 4, 1987
5	Peyton Manning vs. Atl, Dec. 14, 2003
5	Peyton Manning vs. G.B., Sept. 26, 2004
5	Peyton Manning at K.C., Oct. 31, 2004
5	Peyton Manning vs. Hou, Nov. 14, 2004
5	Andrew Luck vs. Was, Nov. 30, 2014

### MOST TOUCHDOWNS (ROOKIE-GAME)

4	Andrew Luck at Det, Dec. 2, 2012
3	John Unitas vs. L.A. Rams, Nov. 25, 1956
3	Jeff George at Cin, Nov. 25, 1990
3	Jeff George vs. Was, Dec. 22, 1990
3	Peyton Manning at S.F., Oct. 18, 1998
3	Peyton Manning vs. NYJ, Dec. 15, 1998
3	Peyton Manning at Bal, Nov. 29, 1998
3	Peyton Manning vs. Cin, Dec. 13, 1998

### HIGHEST TD PCT. (GAME-20 ATT)

24.00	Peyton Manning at N.O., Sept. 28, 2003
23.53	Peyton Manning at Balt, Dec. 9, 2007
21.43	Peyton Manning at Det, Nov. 25, 2004
20.00	John Unitas at Atl, Nov. 12, 1967
20.00	Gary Hogeboom at Buf, Oct. 4, 1987

### HIGHEST TD PCT. (ROOKIE-GAME-20 ATT)

12.50	John Unitas vs. L.A. Rams, Nov. 25, 1956
11.54	Peyton Manning vs. Cin, Dec. 13, 1998
10.00	Mike Pagel vs. Cin, Dec. 5, 1982
10.00	Peyton Manning at S.F., Oct. 18, 1998
9.68	Jeff George at Cin, Nov. 25, 1990

### MOST GAMES WITH TOUCHDOWNS (SEASON)

15	Peyton Manning (5), 1998, 2000, 2002, 2004, 2006
15	Andrew Luck (2), 2014, 2016
15	Carson Wentz, 2021
14	Andrew Luck, 2018
14	Peyton Manning (5), 1999, 2001, 2007-08, 2010
14	Philip Rivers, 2020
13	Earl Morrall, 1968
13	Peyton Manning, 2009
13	Andrew Luck, 2012

### MOST GAMES WITH TOUCHDOWNS (ROOKIE)

15	Peyton Manning, 1998
13	Andrew Luck, 2012
9	Jeff George, 1990
8	Chris Chandler, 1988
7	George Shaw, 1955
7	Jack Trudeau, 1986

### MOST TOUCHDOWNS (SEASON)

49	Peyton Manning, 2004
40	Andrew Luck, 2014
39	Andrew Luck, 2018
33	Peyton Manning (3), 2000, 2009-10
32	John Unitas, 1959
31	Peyton Manning (2), 2006-07
31	Andrew Luck, 2016



# REGULAR INDIVIDUAL



## MOST TOUCHDOWNS (ROOKIE)

26	Peyton Manning, 1998
23	Andrew Luck, 2012
16	Jeff George, 1990
10	George Shaw, 1955
9	John Unitas, 1956

## MOST GAMES WITH TOUCHDOWNS (CAREER)

182	Peyton Manning, 1998-11
144	John Unitas, 1956-72
76	Andrew Luck, 2012-18
68	Bert Jones, 1973-81
31	Mike Pagel, 1982-85
31	Jim Harbaugh, 1994-97

## MOST CONSC. GAMES PASSING TDS

47	John Unitas, G10-1956/G10-1960
33	Andrew Luck, G1-2014-G9-2015/G1-2016-G16-2016/G1-2018-G11-2018
27	Peyton Manning, G4-1998/G14-1999
18	Andrew Luck, G13-16-2013/G14-2014
16	Peyton Manning, G16-2003/G15-2004
13	Peyton Manning, G1-13-2000
13	Peyton Manning, G15-16-2000/G11-2001

## MOST CONSC. GAMES PASSING TDS (ROOKIE)

13	Peyton Manning, G4-16, 1998
7	Andrew Luck, G10-16, 2012
4	Bert Jones, G1-4, 1973
4	Jack Trudeau, G4-7, 1986
4	Jeff George, G9-12, 1990
4	Andrew Luck, G1-4, 2012

## MOST CONSC. GAMES 2+ TD PASSES

13	Peyton Manning, G1-13, 2004
12	John Unitas, G1-12, 1959
8	Peyton Manning, G6-13, 2005
8	Andrew Luck, G4-11, 2018
8	Andrew Luck, G10-16 2016/G2 2018
7	John Unitas, G4-8, 10-11, 1965
7	Peyton Manning, G10-16, 2010

## HIGHEST TD PCT. (CAREER-100 ATT)

5.62	John Unitas, 1956-72
5.53	Peyton Manning, 1998-11
5.19	Andrew Luck, 2012-18
4.95	Bert Jones, 1973-81
3.98	Jim Harbaugh, 1994-97

## HIGHEST TD PCT. (SEASON-200 ATT)

9.86	Peyton Manning, 2004
8.72	John Unitas, 1959
8.2	Earl Morrall, 1968
8.16	John Unitas, 1965
7.97	John Unitas, 1957

## HIGHEST TD PCT. (ROOKIE-SEASON-100 ATT)

4.79	Jeff George, 1990
4.55	John Unitas, 1956
4.52	Peyton Manning, 1998
4.22	George Shaw, 1955
3.7	Bert Jones, 1973

## LONGEST TOUCHDOWN PASSES

90t	Jones to Roger Carr vs. NYJ, Nov. 16, 1975
89t	Unitas to John Mackey at L.A. Rams, Oct. 30, 1966
89t	Jones to Roger Carr at Buf, Nov. 9, 1975
88t	Unitas to Tom Matte vs. Atl, Sept. 17, 1967
87t	Painter to Pierre Garcon at T.B., Oct. 3, 2011
87t	Luck to T.Y. Hilton vs. N.O., Oct. 25, 2015

## LONGEST TOUCHDOWN PASSES (ROOKIE)

84t	Trudeau to Bill Brooks at S.F., Oct. 5, 1986
82t	Shaw to Buddy Young at G.B., Oct. 8, 1955
78t	Manning to Marshall Faulk vs. N.O., Sept. 27, 1998
71t	Sorgi to Reggie Wayne at Den, Jan. 2, 2005
70t	Luck to T.Y. Hilton vs. Hou, Dec. 30, 2012

## MOST TOUCHDOWNS (CAREER)

399	Peyton Manning, 1998-11
287	John Unitas, 1956-72
171	Andrew Luck, 2012-18

122	Bert Jones, 1973-81
49	Jim Harbaugh, 1994-97

## PASSING AVERAGE

### HIGHEST AVG. PER ATTEMPT (GAME-20 ATT)

18.50	John Unitas at Atl, Nov. 12, 1967
15.67	John Unitas vs. Det, Nov. 10, 1963
15.64	John Unitas vs. Min, Dec. 8, 1963
14.65	Peyton Manning at Bal, Dec. 9, 2007

### HIGHEST AVG. PER ATTEMPT (ROOKIE-GAME-20 ATT)

12.21	John Unitas vs. L.A. Rams, Nov. 25, 1956
11.32	Jeff George vs. NYJ, Nov. 18, 1990
10.47	John Unitas at Det, Nov. 18, 1956

### HIGHEST AVG. PER ATTEMPT (SEASON-200 ATT)

9.26t	John Unitas, 1964
9.18t	John Unitas, 1968
9.17t	Peyton Manning, 2004
9.05t	Bert Jones, 1976

### HIGHEST AVG. PER ATTEMPT (ROOKIE-SEASON-100 ATT)

7.57	John Unitas, 1956
6.98	Andrew Luck, 2012
6.95	Chris Chandler, 1988
6.69	George Shaw, 1955
6.50	Peyton Manning, 1998

### HIGHEST AVG. PER ATTEMPT (CAREER-1,000 ATT)

7.78	John Unitas, 1956-72
7.60	Peyton Manning, 1998-11
7.19	Andrew Luck, 2012-18
7.17	Bert Jones, 1973-81
7.08	Jim Harbaugh, 1994-97

### HIGHEST AVG. PER COMP (GAME-20 ATT)

22.25	John Unitas vs. S.F., Nov. 26, 1960
22.12	John Unitas vs. Det, Nov. 10, 1963
21.93	John Unitas vs. Chi, Oct. 2, 1960
21.86	Bert Jones at Buf, Nov. 9, 1975
21.85	John Unitas vs. Min, Oct. 1, 1961

### HIGHEST AVG. PER COMP (ROOKIE-GAME-20 ATT)

18.47	John Unitas at Det, Nov. 18, 1956
17.79	Jeff George vs. NYJ, Nov. 18, 1990
17.67	Jeff George at N.E., Nov. 11, 1990
16.67	George Shaw vs. S.F., Nov. 27, 1955
16.29	Andrew Luck at Det, Dec. 2, 2012

### HIGHEST AVG. PER COMP (SEASON-200 ATT)

17.87	John Unitas, 1964
16.31	John Unitas, 1960
15.98	Earl Morrall, 1968
15.43	John Unitas, 1965
15.02	John Unitas, 1959

### HIGHEST AVG. PER COMP (ROOKIE-SEASON-100 ATT)

13.62	John Unitas, 1956
13.33	George Shaw, 1955
12.90	Andrew Luck, 2012
12.55	Chris Chandler, 1988
12.53	Bert Jones, 1973

### HIGHEST AVG. PER COMP (CAREER-1,000 ATT)

14.22	John Unitas, 1956-72
12.78	Bert Jones, 1973-81
12.45	Mike Pagel, 1982-85
11.88	Jack Trudeau, 1986-93
11.83	Andrew Luck, 2012-18

## INTERCEPTIONS

### MOST INTERCEPTIONS (GAME)

6	Peyton Manning at S.D., Nov. 11, 2007
5	Fred Enke at G.B., Oct. 18, 1953
5	Fred Enke at Det, Nov. 17, 1953
5	John Unitas vs. S.F., Nov. 26, 1960
5	John Unitas at G.B., Oct. 8, 1961
5	John Unitas at Det, Nov. 20, 1966
5	John Unitas vs. Chi, Nov. 29, 1970
5	Bill Troup vs. Mia, Sept. 10, 1978



# REGULAR INDIVIDUAL



## MOST INTERCEPTIONS (ROOKIE-GAME)

4	George Shaw vs. G.B., Oct. 29, 1955
4	Bert Jones vs. NYJ, Sept. 23, 1973
4	Bert Jones vs. N.O., Sept. 30, 1973
4	Mike Kirkland at Mia, Oct. 29, 1978
4	Jack Trudeau vs. N.E., Nov. 9, 1986
4	Jack Trudeau at NYJ, Nov. 16, 1986
4	Jeff George vs. N.E., Sept. 16, 1990

## MOST INTERCEPTIONS (SEASON-200 ATT)

28	Peyton Manning, 1998
24	John Unitas, 1960
24	John Unitas, 1961
24	John Unitas, 1966
23	John Unitas, 1962
23	Peyton Manning, 2001

## MOST INTERCEPTIONS (ROOKIE-SEASON-100 ATT)

28	Peyton Manning, 1998
19	George Shaw, 1955
18	Jack Trudeau, 1986
18	Andrew Luck, 2012
13	Jeff George, 1990

## MOST INTERCEPTIONS (CAREER)

246	John Unitas, 1956-72
198	Peyton Manning, 1998-11
97	Bert Jones, 1973-81
83	Andrew Luck, 2012-18
62	Jack Trudeau, 1986-93

## FEWEST INTERCEPTIONS (SEASON-200 ATT)

4	Jim Harbaugh, 1997 (309)
5	Matt Hasselbeck, 2015 (256)
5	Jim Harbaugh, 1995 (314)
6	Jacoby Brissett, 2019 (447)
6	John Unitas, 1964 (305)
6	Marty Domres, 1972 (222)
6	Jack Trudeau, 1987 (229)
6	Jeff George, 1993 (407)
6	Jim Harbaugh, 1994 (202)

## FEWEST INTERCEPTIONS (ROOKIE-SEASON-100 ATT)

7	Mike Pagel, 1982 (221)
10	John Unitas, 1956 (198)
12	Bert Jones, 1973 (108)
12	Chris Chandler, 1988 (233)
13	Jeff George, 1990 (334)

## LOWEST INTERCEPTION PCT. (SEASON-200 ATT)

1.29	Jim Harbaugh, 1997
1.3	Jacoby Brissett, 2019
1.4	Carson Wentz, 2021
1.48	Jeff George, 1993
1.49	Jacoby Brissett, 2017
1.58	Andrew Luck, 2013

## LOWEST INTERCEPTION PCT. (ROOKIE-SEASON-100 ATT)

2.87	Andrew Luck, 2012
3.17	Mike Pagel, 1982
3.89	Jeff George, 1990
4.32	Jack Trudeau, 1986
4.87	Peyton Manning, 1998

## LOWEST INTERCEPTION PCT. (CAREER-1,000 ATT)

2.1	Jim Harbaugh, 1994-97
2.5	Andrew Luck, 2012-18
2.7	Peyton Manning, 1998-11
3.0	Jeff George, 1990-93
3.9	Bert Jones, 1973-81

## MOST CONSC. PASSES WITHOUT INTERCEPTION (CAREER)

212	Carson Wentz, G2-8, 2021
202	Jeff George, G10-16, 1993
190	Peyton Manning, G13-16, 2006/G1-2, 2007
179	Jim Harbaugh, G3-10, 1996
170	Jim Harbaugh, G6-16, 1997
167	Jacoby Brissett, G12, 2017 - G2, 2019
165	Peyton Manning, G16, 2009/G1-4, 2010
165	Andrew Luck, G13-16 2012/G1-2, 2013

## PASSER RATING

### HIGHEST RATING (SEASON-200 ATT)

121.1	Peyton Manning, 2004
104.1	Peyton Manning, 2005
102.5	Bert Jones, 1976
101.0	Peyton Manning, 2006

### HIGHEST RATING (ROOKIE-SEASON-100 ATT)

76.5	Andrew Luck, 2012
74.0	John Unitas, 1956
73.8	Jeff George, 1990
71.2	Peyton Manning, 1998
67.2	Chris Chandler, 1988

### HIGHEST RATING (CAREER-1,000 ATT)

94.9	Peyton Manning, 1998-11
89.5	Andrew Luck, 2012-18
86.6	Jim Harbaugh, 1994-97
78.8	John Unitas, 1956-72
78.8	Bert Jones, 1973-81

## RECEIVING

### RECEPTIONS

#### MOST RECEPTIONS (GAME)

15	Reggie Wayne at Jax, Oct. 3, 2010
14	Marvin Harrison at Cle, Dec. 26, 1999
14	Marvin Harrison vs. Dal, Nov. 17, 2002
14	Dallas Clark vs. Hou, Nov. 8, 2009
14	Reggie Wayne vs. Dal, Dec. 5, 2010

#### MOST RECEPTIONS (ROOKIE-GAME)

11	Randy McMillan vs. NYJ, Nov. 8, 1981
9	Randy McMillan at Mia, Nov. 1, 1981
9	Bill Brooks at NYJ, Nov. 16, 1986
9	Nyheim Hines vs. Hou, Sept. 30, 2018
8	Sean Dawkins vs. Dal, Oct. 10, 1993
8	Marshall Faulk vs. Was, Oct. 23, 1994
8	Austin Collie at Ten, Oct. 11, 2009

#### MOST CONSC. GAMES WITH RECEPTION

190	Marvin Harrison, G1-1996/G16-2008
134	Reggie Wayne, G1-2006/G16-2014
97	T.Y. Hilton, G1-2015/G18-2021
77	Marshall Faulk, G1-1994/G16-1998
64	Dallas Clark, G1-2006/G6-2010
62	Jessie Hester, G3-1990/G16-1993

#### MOST GAMES 10+ RECEPTIONS (SEASON)

6	Marvin Harrison, 2002
3	Raymond Berry, 1960
3	Joe Washington, 1979
3	Marvin Harrison, 2000
3	Reggie Wayne (3), 2007, 2009-10

#### MOST RECEPTIONS (SEASON)

143	Marvin Harrison, 2002
115	Marvin Harrison, 1999
111	Reggie Wayne, 2010
109	Marvin Harrison, 2001
106	Reggie Wayne, 2012

#### MOST RECEPTIONS (ROOKIE)

65	Bill Brooks, 1986
64	Marvin Harrison, 1996
63	Nyheim Hines, 2018
62	Edgerrin James, 1999
60	Austin Collie, 2009
52	Andre Rison, 1989

#### MOST SEASONS LEADING TEAM

9	Marvin Harrison, 1996-97, 1999-04, 2006
8	Raymond Berry, 1957-61, 1964-66
7	Reggie Wayne, 2005, 2007-08, 2009*-12
6	T.Y. Hilton, 2013-16, 2018-19
4	Lydell Mitchell, 1974-77
4	Bill Brooks, 1987-89, 1991

\*= Tied for Team Lead



# REGULAR INDIVIDUAL



## MOST CONSC. SEASONS LEADING TEAM

6	Marvin Harrison, 1999-04
6	Reggie Wayne, 2007-08, 2009*-12
5	Raymond Berry, 1957-61
4	Lydell Mitchell, 1974-77
4	T.Y. Hilton, 2013-16

\*= Tied for Team Lead

## MOST SEASONS 50+ RECEPTIONS

12	Marvin Harrison, 1996-06, 2008
11	Reggie Wayne, 2003-12, 2014
8	T.Y. Hilton, 2012-18, 20
7	Raymond Berry, 1958-62, 1965-66
6	Bill Brooks, 1986-91
5	Edgerrin James, 1999-00, 2002-04

## CONSC. SEASONS 50+ RECEPTIONS

11	Marvin Harrison, 1996-06
10	Reggie Wayne, 2003-12
7	T.Y. Hilton, 2012-18
6	Bill Brooks, 1986-91
5	Raymond Berry, 1958-62

## MOST RECEPTIONS 2 PLAYERS (SEASON)

204	Harrison (143)/James (61), 2002
200	Clark (100)/Wayne (100), 2009
181	Harrison (95)/Wayne (86), 2006
178	Wayne (111)/Garcon (67)/Tamme (67), 2010
177	Harrison (115)/James (62), 1999

## MOST RECEPTIONS 3 PLAYERS (SEASON)

260	Clark (100)/Wayne (100)/Collie (60), 2009
253	Harrison (143)/James (61)/Wayne (49), 2002
245	Wayne (111)/Garcon (67)/Tamme (67), 2010
231	Harrison (86)/Wayne (77)/Stokley (68), 2004
221	Harrison (95)/Wayne (86)/Addai (40), 2006

## TRIO OF 50+ SEASONAL RECEIVERS

Brooks (63)/Rison (52)/Bentley (52), 1989
Bentley (71)/Brooks (62)/Hester (54), 1990
Langhorne (85)/Hester (64)/Johnson (55), 1993
Turner (52)/Faulk (52)/Dawkins (51), 1994
Harrison (64)/Faulk (56)/Dawkins (54), 1996
Faulk (86)/Harrison (59)/Pathon (50), 1998
Harrison (102)/James (63)/Pathon (50), 2000
Harrison (94)/Wayne (68)/James (51), 2003
Harrison (86)/Wayne (77)/Stokley (68)/James (51), 2004
Wayne (82)/Clark (77)/Harrison (60)/Gonzalez (57), 2008
Clark (100)/Wayne (100)/Collie (60)/Addai (51), 2009
Wayne (111)/Garcon (67)/Tamme (67)/Collie (58), 2010
Wayne (106)/Avery (60)/Hilton (50), 2012
Hilton (82)/Wayne (64)/Fleener (51), 2014
Hilton (69)/Moncrief (64)/Fleener (54), 2015
Hilton (76)/Ebron (66)/Hines (63)/Rogers (53), 2018

## LONGEST RECEPTIONS

90t	Carr from Jones vs. NYJ, Nov. 16, 1975
89t	Mackey from Unitas at LA Rams, Oct. 30, 1966
89t	Carr from Jones at Buf, Nov. 9, 1975
88t	Matte from Unitas vs. Atl, Sept. 17, 1967
87t	Garcon from Painter at T.B., Oct. 3, 2011
87t	Hilton from Luck vs. N.O., Oct. 25, 2015

## LONGEST RECEPTIONS (ROOKIE)

85t	Faulk from Jim Harbaugh vs. Was, Oct. 23, 1994
84t	Brooks from Jack Trudeau at S.F., Oct. 5, 1986
80t	Wilkins from Peyton Manning at Phi, Nov. 21, 1999
79t	Moncrief from Andrew Luck vs. Was, Nov. 30, 2014
78t	Womble from Garry Kerkorian vs. S.F., Nov. 28, 1954

## MOST GAMES WITH RECEPTIONS (CAREER)

205	Reggie Wayne, 2001-14
190	Marvin Harrison, 1996-08
142	Raymond Berry, 1955-67
139	T.Y. Hilton, 2012-21
116	Lenny Moore, 1956-67

## MOST GAMES 10+ RECEPTIONS (CAREER)

16	Marvin Harrison, 1996-08
15	Reggie Wayne, 2001-14
11	Raymond Berry, 1955-67

3	Don McCauley, 1971-81
3	Lydell Mitchell, 1972-77
3	Joe Washington, 1978-80
3	Anthony Johnson, 1990-93
3	Dallas Clark, 2003-11
3	T.Y. Hilton, 2012-18

## MOST RECEPTIONS (CAREER)

1,102	Marvin Harrison, 1996-08
1,070	Reggie Wayne, 2001-14
631	Raymond Berry, 1955-67
631	T.Y. Hilton, 2012-21
427	Dallas Clark, 2003-11

## RECEIVING YARDS

### MOST YARDS (GAME)

224	Raymond Berry at Was, Nov. 10, 1957
223	T.Y. Hilton at Hou, Oct. 9, 2014
212	Reggie Wayne vs. G.B., Oct. 7, 2012
210	Roger Carr at NYJ, Oct. 24, 1976
203	Reggie Langhorne at Was, Nov. 7, 1993
200	Reggie Wayne vs. Dal, Dec. 5, 2010

### MOST YARDS (ROOKIE-GAME)

177	Bill Brooks at NYJ, Nov. 16, 1986
144	John Mackey vs. Min, Dec. 8, 1963
135	Andre Rison vs. Cle, Dec. 10, 1989
134	(4 times) Last: Donte Moncrief vs. Was, Nov. 30, 2014

### MOST 100+ GAMES (SEASON)

10	Marvin Harrison, 2002
9	Marvin Harrison, 1999
8	Marvin Harrison, 2000
7	Raymond Berry, 1960
6	Marvin Harrison (4), 2001, 2003, 2005-06
6	Reggie Wayne, 2007
6	T.Y. Hilton, 2014
6	T.Y. Hilton, 2016

### MOST 100+ GAMES (ROOKIE)

5	T.Y. Hilton, 2012
3	Andre Rison, 1989
2	Ray Perkins, 1967
2	Bill Brooks, 1986
2	Marvin Harrison, 1996
2	Anthony Gonzalez, 2007
2	Donte Moncrief, 2014

### MOST 100+ GAMES (CAREER)

59	Marvin Harrison, 1996-08
43	Reggie Wayne, 2001-14
34	T.Y. Hilton, 2012-20
23	Raymond Berry, 1955-67
18	Jimmy Orr, 1961-70

### MOST CONSC. 100+ GAMES

6	Raymond Berry, G5-10, 1960
4	Marvin Harrison, G12-15, 1999
4	Marvin Harrison, G5-8, 2000
4	Marvin Harrison, G2-5, 2002
4	Marvin Harrison, G9-12, 2002
4	Marvin Harrison, G4-7, 2003

### MOST YARDS (SEASON)

1,722	Marvin Harrison, 2002
1,663	Marvin Harrison, 1999
1,524	Marvin Harrison, 2001
1,510	Reggie Wayne, 2007
1,448	T.Y. Hilton, 2016

### MOST YARDS (ROOKIE)

1,131	Bill Brooks, 1986
861	T.Y. Hilton, 2012
836	Marvin Harrison, 1996
820	Andre Rison, 1989
726	John Mackey, 1963

### 1,000-YARD SEASONS

8	Marvin Harrison, 1996-2008
8	Reggie Wayne, 2001-14
5	T.Y. Hilton, 2012-21



# REGULAR INDIVIDUAL



1	Raymond Berry, 1955-67
1	Roger Carr, 1974-81
1	Bill Brooks, 1986-92
1	Reggie Langhorne, 1992-93
1	Brandon Stokley, 2003-06
1	Dallas Clark, 2003-11

## 1 Michael Pittman Jr., 2020-21

### MOST SEASONS LEADING TEAM

9	Marvin Harrison, 1996-97, 1999-03, 2005-06
7	Reggie Wayne, 2004, 2007-12
7	T.Y. Hilton, 2013-18, 20
5	Jimmy Orr, 1962-65, 1968
5	Bill Brooks, 1986-89, 1991

### MOST CONSC. SEASONS LEADING TEAM

6	Reggie Wayne, 2007-12
6	T.Y. Hilton, 2013-18
5	Marvin Harrison, 1999-03
4	Jimmy Orr, 1962-65
4	Bill Brooks, 1986-89

### MOST YARDS (CAREER)

14,580	Marvin Harrison, 1996-08
14,345	Reggie Wayne, 2001-14
9,691	T.Y. Hilton, 2012-21
9,275	Raymond Berry, 1955-67
6,039	Lenny Moore, 1956-67

## RECEIVING TOUCHDOWNS

### MOST TOUCHDOWNS (GAME)

3	Jim Mutscheller at G.B., Oct. 13, 1957
3	Raymond Berry at Dal., Oct. 30, 1960
3	Raymond Berry vs. G.B., Nov. 6, 1960
3	Lenny Moore vs. Min., Oct. 1, 1961
3	Jimmy Orr vs. Was., Dec. 8, 1962
3	Jimmy Orr vs. L.A. Rams, Oct. 4, 1964
3	Roger Carr vs. Cin., Sept. 19, 1976
3	Marvin Harrison at K.C., Dec. 15, 1996
3	Ken Dilger vs. Mia, Dec. 14, 1997
3	Marvin Harrison at S.F., Oct. 18, 1998
3	Marvin Harrison at N.E., Sept. 19, 1999
3	Marvin Harrison vs. Min., Dec. 24, 2000
3	Marvin Harrison vs. Buf., Sept. 23, 2001
3	Marvin Harrison vs. Mia, Nov. 11, 2001
3	Marvin Harrison at N.O., Sept. 28, 2003
3	Brandon Stokley at Det., Nov. 25, 2004
3	Marvin Harrison at Det., Nov. 25, 2004
3	Reggie Wayne at Den., Oct. 29, 2006
3	Marvin Harrison vs. Cin., Dec. 18, 2006
3	Dallas Clark vs. Den., Dec. 13, 2009
3	T.Y. Hilton at Hou., Nov. 3, 2013
3	Dwayne Allen at NYJ, Dec. 5, 2016

### MOST TOUCHDOWNS (ROOKIE-GAME)

3	Marvin Harrison at K.C., Dec. 15, 1996
2	John Mackey vs. Min., Dec. 8, 1963
2	Ray Perkins vs. S.F., Oct. 1, 1967
2	Marshall Johnson at NYJ, Oct. 26, 1975
2	Bill Brooks at Hou., Nov. 23, 1986
2	Anthony Gonzalez at Bal., Dec. 9, 2007
2	Austin Collie at Ten., Oct. 11, 2009
2	Blair White at N.E., Nov. 21, 2010
2	T.Y. Hilton at N.E., Nov. 18, 2012
2	Da'Rick Rogers at Cin., Dec. 8, 2013
2	Donte Moncrief vs. Was., Nov. 30, 2014
2	<b>Nyheim Hines vs. Hou., Sept. 30, 2018</b>
2	<b>Jelani Woods vs. K.C., Sept. 25, 2022</b>

### MOST GAMES WITH TOUCHDOWNS (SEASON)

11	Marvin Harrison, 2004
10	Raymond Berry, 1959
10	Marvin Harrison, 2000
10	Eric Ebron, 2018
10	Reggie Wayne, 2004
9	Marvin Harrison (2), 2001, 05
9	Reggie Wayne (2), 2007, 09

### MOST GAMES WITH TOUCHDOWNS (CAREER)

90	Marvin Harrison, 1996-08
73	Reggie Wayne, 2001-14
56	Raymond Berry, 1955-67
42	T.Y. Hilton, 2012-2021
39	Lenny Moore, 1956-67
38	Dallas Clark, 2003-11

### MOST CONSC. GAMES RECEIVING TDS

7	Raymond Berry, G8-12-1958/G2-1960
5	Jim Mutscheller, G12-1956/G4-1957
5	Jim Mutscheller, G11-12-1958/G3-1959
5	Raymond Berry, G10-11-1958/G3-1959
5	Jimmy Orr, G12-14-1962/G2-1963
5	Raymond Berry, G5-9, 1965
5	Marvin Harrison, G10-14, 2004
5	Dallas Clark, G2-6, 2007
5	Reggie Wayne, G3-7, 2009
5	Donte Moncrief, G8-12, 2016

### MOST TOUCHDOWNS (SEASON)

15	Marvin Harrison (2), 2001, 2004
14	Marvin Harrison, 2000
14	Raymond Berry, 1959
13	Eric Ebron, 2018
12	Marvin Harrison (3), 1999, 2005-06
12	Reggie Wayne, 2004

### MOST TOUCHDOWNS (ROOKIE)

8	Bill Brooks, 1986
8	Marvin Harrison, 1996
7	John Mackey, 1963
7	Austin Collie, 2009
7	T.Y. Hilton, 2012

### MOST SEASONS LEADING TEAM

11	Marvin Harrison, 1996-97, 1998*, 1999-06
4	Raymond Berry, 1958-60, 1964*
4	Glenn Doughty, 1973*, 1974*, 1975*, 1977*

\*= Tied for Team Lead

### MOST CONSC. SEASONS LEADING TEAM

11	Marvin Harrison, 1996-97, 98*, 1999-06
3	Glenn Doughty, 1973*, 1974*, 1975*
3	Raymond Berry, 1958-60
3	Jim Mutscheller 1955-57
3	Willie Richardson, 1967-68, 1969*
3	Dallas Clark, 2007, 2008*, 2009*

\*= Tied for Team Lead

### MOST TOUCHDOWNS (CAREER)

128	Marvin Harrison, 1996-08
82	Reggie Wayne, 2001-14
68	Raymond Berry, 1955-67
55	T.Y. Hilton, 2012-2021
50	Jimmy Orr, 1961-70
48	Lenny Moore, 1956-67

## RECEIVING AVERAGE

### HIGHEST AVERAGE (GAME-3 REC)

48.8	Raymond Berry at Dal., Oct. 30, 1960
44.7	Donte Moncrief vs. Was., Nov. 30, 2014
42.0	Roger Carr at NYJ, Oct. 24, 1976
42.0	Marcus Pollard at N.O., Nov. 18, 2001
40.0	Torrance Small at Sea, Dec. 20, 1998

### HIGHEST AVERAGE (ROOKIE-GAME-3 REC)

44.7	Donte Moncrief vs. Was., Nov. 30, 2014
35.0	Marshall Johnson at NYJ, Oct. 26, 1975
28.8	John Mackey vs. Min., Dec. 8, 1963
28.3	Royce Womble vs. S.F., Nov. 22, 1954
28.3	T.Y. Hilton vs. Jax, Sept. 23, 2012

### HIGHEST AVERAGE (SEASON-30 REC)

25.9	Roger Carr, 1976
21.7	Jimmy Orr, 1964
21.0	Roger Carr, 1978
20.8	Lenny Moore, 1960
20.7	John Mackey, 1963



# REGULAR INDIVIDUAL



## HIGHEST AVERAGE (ROOKIE-30 REC)

20.7	John Mackey, 1963
17.4	Bill Brooks, 1986
17.2	T.Y. Hilton, 2012
16.9	Ray Butler, 1980
15.8	Andre Rison, 1999

## HIGHEST AVERAGE (CAREER-100 REC)

19.3	Jimmy Orr, 1961-70
18.8	Roger Carr, 1974-81
17.1	Ray Butler, 1980-85
16.8	Jim Mutscheller, 1954-61
16.6	Lenny Moore, 1956-67

## PUNT RETURNS

### GAME

#### MOST (GAME)

9	Nesby Glasgow at K.C., Sept. 2, 1979
8	Howard Stevens vs. T.B., Oct. 3, 1976
7	Alvin Haymond vs. Det, Oct. 10, 1965
7	Alvin Haymond vs. L.A. Rams, Nov. 27, 1966
7	Larry Anderson vs. Den, Sept. 11, 1983
7	Robbie Martin at S.F., Oct. 5, 1986

#### MOST (ROOKIE-GAME)

9	Nesby Glasgow at K.C., Sept. 2, 1979
6	Bruce Laird vs. Buf, Dec. 3, 1972

#### MOST YARDS (GAME)

195	Nyheim Hines vs. Car, Dec. 22, 2019
148	Carl Taseff at G.B., Oct. 14, 1956
141	Ray Buchanan vs. S.D., Nov. 3, 1996
124	Clarence Verdin at N.E., Nov. 11, 1990
111	T.Y. Hilton vs. Buf, Nov. 25, 2012
110	Ron Gardin vs. Mia, Nov. 1, 1970

#### MOST YARDS (GAME-ROOKIE)

111	T.Y. Hilton vs. Buf, Nov. 25, 2012
110	Ron Gardin vs. Mia, Nov. 1, 1970
107	Dewell Brewer vs. Mia, Dec. 18, 1994
102	Marvin Harrison at NYJ, Sept. 8, 1996
87	Leonard Dunlap vs. NYJ, Sept. 19, 1971

#### HIGHEST AVERAGE (GAME-2 MIN)

65.0	Nyheim Hines vs. Car, Dec. 22, 2019
47.0	T.J. Rushing at Oak, Dec. 16, 2007
37.5	Ron Gardin vs. NYJ, Sept. 19, 1971
37.0	Carl Taseff at G.B., Oct. 14, 1956
36.7	*Ron Gardin vs. Mia, Nov. 1, 1970
32.3	Clarence Verdin at Mia, Oct. 25, 1992

\*= Rookie

#### MOST FAIR CATCHES (GAME)

6	Griff Whalen vs. Cin, Oct. 19, 2014
6	Griff Whalen vs. Jax, Oct. 5, 2015
5	*T.Y. Hilton vs. G.B., Oct. 7, 2012
4	Timmy Brown at NYG, Nov. 2, 1968
4	*Ron Gardin at Mia, Nov. 22, 1970
4	*Marvin Harrison at Buf, Oct. 6, 1996
4	*Brad Pyatt vs. Hou, Oct. 26, 2003
4	Griff Whalen at Ten, Sept. 27, 2015
4	Chester Rogers vs. Buf, Oct. 21, 2018

\*= Rookie

#### LONGEST TOUCHDOWN RETURN

90t	Carl Taseff at G.B., Oct. 14, 1956
90t	T.J. Rushing at Oak, Dec. 16, 2007
84t	Nyheim Hines vs. Car, Dec. 22, 2019
84t	Clarence Verdin at Mia, Oct. 25, 1992
82t	Ray Buchanan vs. S.D., Nov. 3, 1996
82t	Terrence Wilkins vs. Jax, Sept. 24, 2006

### SEASON

#### MOST (SEASON)

44	*Nesby Glasgow, 1979
42	*Dewell Brewer, 1994
41	Alvin Haymond, 1965

41	*Terrence Wilkins, 1999
40	Alvin Haymond, 1966
40	Robbie Martin, 1985

\*= Rookie

#### MOST YARDAGE (SEASON)

443	Robbie Martin, 1985
403	Alvin Haymond, 1965
396	Howard Stevens, 1975
396	Clarence Verdin, 1990
388	*Terrence Wilkins, 1999

\*= Rookie

#### HIGHEST AVERAGE (SEASON-14 MIN)

13.1	T.J. Rushing, 2007
12.9	Clarence Verdin, 1989
12.8	Clarence Verdin, 1990
12.6	Wendell Harris, 1964
11.8	Ron Gardin, 1970

#### HIGHEST AVERAGE (ROOKIE-14 MIN)

11.8	Ron Gardin, 1970
11.5	T.Y. Hilton, 2012
10.0	Jerry Logan, 1963
9.8	Marvin Harrison, 1996
9.5	Terrence Wilkins, 1999

#### MOST FAIR CATCHES (SEASON)

28	Chester Rogers, 2018
25	Troy Walters, 2005
22	T.J. Rushing, 2009
20	*Ron Gardin, 1970
20	Rick Volk, 1971
18	*T.Y. Hilton, 2012
18	Griff Whalen, 2015

\*= Rookie

#### MOST TOUCHDOWNS (SEASON)

2	<b>Nyheim Hines, 2019</b>
2	Clarence Verdin, 1992

### CAREER

#### PUNT RETURNS MOST (CAREER)

155	Clarence Verdin, 1988-93
119	Terrence Wilkins, 1999-01, 2003, 2006
112	Carl Taseff, 1953-61
109	Howard Stevens, 1975-77
108	Alvin Haymond, 1964-67

#### MOST YARDAGE (CAREER)

1,537	Clarence Verdin, 1988-93
1,065	Terrence Wilkins, 1999-01, 2003, 2006
1,012	Howard Stevens, 1975-77
911	Alvin Haymond, 1964-67
826	Carl Taseff, 1953-61

#### HIGHEST AVERAGE (CAREER-30 MIN)

13.5	Ron Gardin, 1970-71
11.8	Nyheim Hines, 2018-22
9.9	Clarence Verdin, 1988-93
9.8	T.Y. Hilton, 2012-20
9.7	Robbie Martin, 1985-86
9.3	Howard Stevens, 1975-77

#### MOST FAIR CATCHES (CAREER)

55	Rick Volk, 1967-75
54	Clarence Verdin, 1988-93
53	Troy Walters, 2002-05
47	Terrence Wilkins, 1999-01, 2003, 2006
45	Chester Rogers, 2016-18
42	Griff Whalen, 2013-15

#### MOST TOUCHDOWNS (CAREER)

4	Clarence Verdin, 1988-93
3	Terrence Wilkins, 1999-01, 03, 06
2	<b>Nyheim Hines, 2018-19</b>
2	Carl Taseff, 1953-62
1	Brewer/Gardin/Glasgow/Hilton/Logan/Martin/Rushing



# REGULAR INDIVIDUAL



## PLAYS FROM SCRIMMAGE

### ATTEMPTS

#### MOST ATTEMPTS (GAME)

42	Lydell Mitchell at NYJ, Oct. 20, 1974
42	Edgerrin James vs. NYJ, Nov. 16, 2003
39	Eric Dickerson vs. Buf, Dec. 18, 1988
39	Edgerrin James at Sea, Oct. 15, 2000
39	Edgerrin James at Jax, Dec. 11, 2005

#### MOST ATTEMPTS (ROOKIE-GAME)

38	Dominic Rhodes at Buf, Nov. 4, 2001
34	Edgerrin James vs. Dal, Oct. 31, 1999
33	Rodney Culver at N.E., Dec. 6, 1992
33	Edgerrin James at N.E., Sept. 19, 1999
33	Dominic Rhodes vs. S.F., Nov. 25, 2001
33	Dominic Rhodes vs. Den, Jan. 6, 2002
33	Kenton Keith vs. T.B., Oct. 7, 2007

#### MOST ATTEMPTS (SEASON)

450	Edgerrin James, 2000
431	Edgerrin James, 1999
424	Eric Dickerson, 1988
410	Marshall Faulk, 1998
404	Edgerrin James, 2005

#### MOST ATTEMPTS (ROOKIE)

431	Edgerrin James, 1999
366	Marshall Faulk, 1994
<b>268</b>	<b>Jonathan Taylor, 2020</b>
267	Dominic Rhodes, 2001
266	Joseph Addai, 2006
240	Alan Ameche, 1955

#### MOST SEASONS 200+ ATTEMPTS

6	Edgerrin James, 1999-00, 2002-05
5	Lydell Mitchell, 1973-77
5	Marshall Faulk, 1994-98
4	Eric Dickerson, 1987-89, 1991
3	Tom Matte, 1968-69, 1971
3	Curtis Dickey, 1980-81, 1983
3	Randy McMillan, 1983, 1985-86
3	Joseph Addai, 2006-07, 2009
3	Frank Gore, 2015-17

#### CONSC. SEASONS 200+ ATTEMPTS

5	Lydell Mitchell, 1973-77
5	Marshall Faulk, 1994-98
4	Edgerrin James, 2002-05
3	Eric Dickerson, 1987-89
3	Frank Gore, 2015-17
2	Addai/Ameche/Dickey/James/Matte/McMillan/Washington/Taylor

#### MOST ATTEMPTS (CAREER)

2544	Edgerrin James, 1999-05
1689	Lydell Mitchell, 1972-77
1686	Marshall Faulk, 1994-98
1449	Tom Matte, 1961-72
1431	Lenny Moore, 1956-67

### YARDS

#### MOST YARDS (GAME)

267	Marshall Faulk at Bal, Nov. 29, 1998
<b>254</b>	<b>Jonathan Taylor vs. Jax, Jan. 4, 2020</b>
240	Anthony Johnson vs. N.E., Nov. 15, 1992
229	Eric Dickerson vs. T.B., Dec. 27, 1987
228	Edgerrin James at Sea, Oct. 15, 2000
226	Joseph Addai vs. N.E., Nov. 4, 2007

#### MOST YARDS (ROOKIE-GAME)

<b>254</b>	<b>Jonathan Taylor vs. Jax, Jan. 4, 2020</b>
213	Marshall Faulk vs. Was, Oct. 23, 1994
212	Lenny Moore vs. G.B., Oct. 28, 1956
209	Edgerrin James vs. Dal, Oct. 31, 1999
208	Joseph Addai vs. Phi, Nov. 26, 2006
199	Edgerrin James vs. K.C., Nov. 7, 1999
199	Edgerrin James at Phi, Nov. 21, 1999

#### MOST 100+ GAMES (SEASON)

15	Edgerrin James, 2000
13	Marshall Faulk, 1998
13	Edgerrin James, 2004
13	Edgerrin James, 2005
<b>13</b>	<b>Jonathan Taylor, 2021</b>
12	Edgerrin James, 1999

#### MOST 100+ GAMES (ROOKIE)

12	Edgerrin James, 1999
9	Marshall Faulk, 1994
6	Joseph Addai, 2006
<b>6</b>	<b>Jonathan Taylor, 2020</b>
5	Dominic Rhodes, 2001
5	T.Y. Hilton, 2012

#### MOST CONSC. 100+ GAMES

16	Lydell Mitchell, G8-14-1975/G1-Sep.1, 1976
13	Edgerrin James, G1-13, 2005
12	Edgerrin James, G1-12, 2000
10	Edgerrin James, G4-13, 2004
9	Marshall Faulk, G6-14, 1998
9	Edgerrin James, G7-15, 1999

#### MOST CONSC. 100+ GAMES (ROOKIE)

9	Edgerrin James, G7-15, 1999
3	Marshall Faulk, G8-10, 1994
3	Tony Loric, G7-9, 1964
2	Addai/Ameche/Brooks/Harrison/McMillan/Moore/Rhodes

#### MOST 100+ GAMES (CAREER)

75	Edgerrin James, 1999-05
59	Marvin Harrison, 1996-07
47	Lenny Moore, 1956-67
43	Reggie Wayne, 2001-14
42	Lydell Mitchell, 1972-77

#### MOST 150+ GAMES (SEASON)

7	Edgerrin James, 2000
6	Marshall Faulk, 1998
5	Lenny Moore, 1958
5	Eric Dickerson, 1988
5	Edgerrin James, 2004

#### MOST 150+ GAMES (ROOKIE)

4	Edgerrin James, 1999
3	Marshall Faulk, 1994
3	Dominic Rhodes, 2001
2	Alan Ameche, 1955
<b>2</b>	<b>Jonathan Taylor, 2020</b>
1	Addai/Brooks/McMillan/Moore

#### MOST 150+ GAMES (CAREER)

25	Edgerrin James, 1999-05
16	Lenny Moore, 1956-67
13	Marshall Faulk, 1994-98
12	Eric Dickerson, 1987-91
12	T.Y. Hilton, 2012-2020
11	Lydell Mitchell, 1972-77

#### MOST YARDS (SEASON)

2,303	Edgerrin James, 2000
2,227	Marshall Faulk, 1998
<b>2,171</b>	<b>Jonathan Taylor, 2021</b>
2,139	Edgerrin James, 1999
2,036	Eric Dickerson, 1988
2,031	Edgerrin James, 2004

#### MOST YARDS (ROOKIE)

2,139	Edgerrin James, 1999
1,804	Marshall Faulk, 1994
<b>1,468</b>	<b>Jonathan Taylor, 2020</b>
1,406	Joseph Addai, 2006
1,328	Dominic Rhodes, 2001

#### MOST 1,000+ SEASONS

8	Marvin Harrison, 1999-06
8	Reggie Wayne, 2004-14
6	Lenny Moore, 1957-61, 1964
6	Edgerrin James, 1999-00, 2002-05
5	Lydell Mitchell, 1973-77
5	Marshall Faulk, 1994-98



# REGULAR INDIVIDUAL



5 T.Y. Hilton, 2013-18

## MOST CONSC. 1,000+ SEASONS

8 Marvin Harrison, 1999-06  
7 Reggie Wayne, 2004-10  
5 Lenny Moore, 1957-61  
5 Lydell Mitchell, 1973-77  
5 Marshall Faulk, 1994-98

## MOST 1,500+ SEASONS

5 Edgerrin James, 1999-00, 2003-05  
4 Marshall Faulk, 1994-95, 1997-98  
3 Lydell Mitchell, 1975-77  
3 Marvin Harrison, 1999, 2001-02  
2 Eric Dickerson, 1988-89

## PCT. OF NET YARDAGE SEASONAL LEADERS

43.5 Marshall Faulk, 1998 (2,227-5,116)  
41.8 Eric Dickerson, 1988 (2,036-4,870)  
40.9 Marshall Faulk, 1994 (1,804-4,413)  
38.8 Lydell Mitchell, 1977 (1,779-4,588)  
38.6 Lydell Mitchell, 1975 (1,737-4,498)

## MOST YARDS (CAREER)

14,608 Marvin Harrison, 1996-08  
14,345 Reggie Wayne, 2001-14  
12,065 Edgerrin James, 1999-05  
11,213 Lenny Moore, 1956-67  
9,487 T.Y. Hilton, 2012-21  
9,275 Raymond Berry, 1955-67

## SACKS

### GAME

**MOST (GAME)**  
4.5 Johnnie Cooks at L.A. Raiders, Nov. 25, 1984  
4 Chip Banks vs. Cle, Sept. 6, 1992  
4 Duane Bickett at NYJ, Nov. 1, 1987  
3.5 Duane Bickett at N.E., Dec. 6, 1992  
3 (23 times) Last: **DeForest Buckner vs. Hou, Dec. 21, 2020**

### MOST (ROOKIE-GAME)

3 Vernon Maxwell vs. Den, Sept. 11, 1983  
2 (13 times) Last: **T. Lewis, Dec. 16, 2018**

### SEASON

**MOST (SEASON)**  
19.5 Robert Mathis, 2013  
16 Dwight Freene, 2004  
13.5 Dwight Freene, 2009  
13 Dwight Freene, 2002  
12 Chad Bratzke, 1999

### MOST GAMES SACKS (SEASON)

12 Robert Mathis, 2013  
11 Dwight Freene, 2009  
11 Robert Mathis, 2005  
10 Dwight Freene, 2002  
10 Justin Houston, 2019  
9 Dwight Freene, 2004  
9 Dwight Freene, 2005  
9 Robert Mathis, 2010  
9 Erik Walden, 2016

### MOST GAMES MULTI-SACKS (SEASON)

7 Robert Mathis, 2013  
5 Chad Bratzke, 1999  
5 Dwight Freene, 2004  
4 Robert Mathis, 2006  
4 Robert Mathis, 2008

### MOST (ROOKIE)

13 Dwight Freene, 2002  
11 Vernon Maxwell, 1983  
7 **Darius Leonard, 2018**  
6.5 Jonathan Newsome, 2014  
6 Duane Bickett, 1985  
5 Jon Hand, 1986

## CAREER

### MOST (CAREER)

123 Robert Mathis, 2003-16  
107.5 Dwight Freene, 2002-12  
50 Duane Bickett, 1985-93  
40 Donnell Thompson, 1981-91  
37 Chad Bratzke, 1999-03

### MOST GAMES SACKS (CAREER)

94 Robert Mathis, 2003-16  
81 Dwight Freene, 2002-12  
38 Duane Bickett, 1985-93  
37 Donnell Thompson, 1982-91  
32 Jon Hand, 1986-93

### MOST GAMES MULTI-SACKS (CAREER)

29 Robert Mathis, 2003-16  
25 Dwight Freene, 2002-12  
10 Duane Bickett, 1986-93  
10 Chad Bratzke, 1999-01

## INTERCEPTIONS

### GAME

**MOST (GAME)**  
3 Bert Rechichar vs. Chi, Sept. 27, 1953  
3 Tom Keane at Phi, Nov. 15, 1953  
3 Tom Keane at L.A. Rams, Dec. 4, 1954  
3 Gary Glick at Was, Nov. 26, 1961  
3 Jerry Logan at NYJ, Oct. 18, 1970  
3 Jackie Wallace at N.E., Sept. 12, 1976  
3 Lyle Blackwood vs. NYJ, Nov. 20, 1977  
3 Eugene Daniel vs. G.B., Oct. 27, 1985  
3 Leonard Coleman vs. N.O., Oct. 12, 1986  
3 Mike Prior vs. Phx, Dec. 20, 1992

### MOST (ROOKIE-GAME)

2 (15 times) Most: Milt Davis (3)/Ray Brown (3)/Bobby Boyd (2)/Last: Clint Session at S.D., Nov. 11, 2007

### MOST YARDS RETURNED (GAME)

121 \*Milt Davis at Chi, Nov. 17, 1957  
116 Andy Nelson vs. G.B., Nov. 2, 1958  
113 Ray Buchanan at N.E., Dec. 11, 1994  
107 Kelvin Hayden vs. Cin, Dec. 7, 2008  
97 Eugene Daniel vs. NYJ, Oct. 29, 1995

\* = Rookie

### HIGHEST RETURN AVERAGE (GAME-2 INT)

60.5 \*Milt Davis at Chi, Nov. 17, 1957  
58 Andy Nelson vs. G.B., Nov. 2, 1958  
56.5 Ray Buchanan at N.E., Dec. 11, 1994  
53.5 Kelvin Hayden vs. Cin, Dec. 7, 2008  
47.5 Dwight Lowery at Ten., Sept. 27, 2015

\* = Rookie

### LONGEST RETURN

97t Eugene Daniel vs. NYJ, Oct. 29, 1995  
94t \*Rick Volk at Chi, Oct. 8, 1967  
94t \*James Burroughs at Min, Dec. 12, 1982  
90t Rick Volk at S.F., Oct. 13, 1968  
90t \*Steve Emtman at Mia, Oct. 25, 1992  
90t Ray Buchanan at N.E., Dec. 11, 1994

\* = Rookie

## SEASON

### MOST (SEASON)

11 Tom Keane, 1953  
10 Milt Davis, 1957  
10 Lyle Blackwood, 1977  
9 Bobby Boyd, 1964  
9 Bobby Boyd, 1965

### MOST (ROOKIE)

10 Milt Davis, 1957  
8 Ray Brown, 1958  
7 Bobby Boyd, 1960  
6 Rick Volk, 1967





# REGULAR INDIVIDUAL



6 Eugene Daniel, 1984

## **MOST GAMES INTERCEPTIONS (SEASON)**

8 Bobby Boyd, 1964  
7 Tom Keane, 1953  
7 Milt Davis, 1957  
7 Bobby Boyd, 1962, 1965  
7 Ray Buchanan, 1994

## **MOST GAMES INTERCEPTIONS (ROOKIE)**

7 Milt Davis, 1957  
6 Eugene Daniel, 1984  
5 Ray Brown, 1958  
5 Bobby Boyd, 1960  
5 Rick Volk, 1967

## **MOST CONSC. GAMES INTERCEPTIONS (ROOKIE)**

3 Milt Davis, G1-3, 1957  
3 Don Shinnick, G1-3, 1957  
3 Eugene Daniel, G13-15, 1984  
3 Malik Hooker, G2-4, 2017

## **MOST GAMES 2+ INTERCEPTIONS (ROOKIE)**

3 Milt Davis, 1957  
3 Ray Brown, 1958  
2 Bobby Boyd, 1960  
1 Brazier/Daniel/Eggers/Jones/Nelson/Session/Volk

## **MOST YARDS RETURNED (SEASON)**

225 Keith Taylor, 1989  
221 Ray Buchanan, 1994  
219 Milt Davis, 1957  
199 Andy Nelson, 1958  
185 Bobby Boyd, 1964

## **MOST YARDS RETURNED (ROOKIE)**

219 Milt Davis, 1957  
149 Ray Brown, 1958  
145 Rick Volk, 1967  
132 Bobby Boyd, 1960  
94 James Burroughs, 1982

## **HIGHEST RETURN AVERAGE (ROOKIE-4 INT)**

24.2 Rick Volk, 1967  
21.9 Milt Davis, 1957  
18.9 Bobby Boyd, 1960  
18.6 Ray Brown, 1958

## **HIGHEST RETURN AVERAGE (SEASON-4 INT)**

36.5 Lyle Blackwood, 1978  
32.1 Keith Taylor, 1989  
32.0 Gary Brackett, 2007  
31.5 Jackie Wallace, 1975  
30.3 Nick Harper, 2003

## **MOST TOUCHDOWNS (SEASON)**

3 Ray Buchanan, 1994  
2 Milt Davis\*, 1957  
2 Jerry Logan, 1965, 1970  
2 Jackie Wallace, 1975  
2 Lyle Blackwood, 1978  
2 Jason Belser, 1996  
2 Cato June, 2005  
2 Kelvin Hayden, 2010  
2 Darius Butler, 2012

\*= Rookie

## **CAREER**

### **MOST (CAREER)**

57 Bobby Boyd, 1960-68  
37 Don Shinnick, 1957-68  
35 Eugene Daniel, 1984-96  
34 Jerry Logan, 1963-72  
32 Andy Nelson, 1957-63

### **MOST GAMES INTERCEPTIONS (CAREER)**

48 Bobby Boyd, 1960-68  
31 Jerry Logan, 1963-72  
31 Eugene Daniel, 1984-96  
29 Rick Volk, 1967-75  
28 Don Shinnick, 1957-68

## **MOST CONSC. GAMES INTERCEPTIONS (CAREER)**

5 Ray Buchanan, G10-14, 1994  
4 Carl Taseff, G8-11, 1958  
4 Don Shinnick, G11-12-1959/G1-2-1960  
4 Charlie Stukes, G2-5, 1971

## **MOST GAMES 2+ INTERCEPTIONS (CAREER)**

9 Bobby Boyd, 1960-68  
9 Don Shinnick, 1957-68  
6 Milt Davis, 1957-60  
6 Andy Nelson, 1957-63  
5 Stan White, 1972-79

## **MOST YARDS RETURNED (CAREER)**

994 Bobby Boyd, 1960-68  
518 Rick Volk, 1967-75  
423 Eugene Daniel, 1984-96  
410 Milt Davis, 1957-60  
397 Jerry Logan, 1963-72

## **HIGHEST RETURN AVERAGE (CAREER-12 INT)**

22.5 Jason Belser, 1992-00  
22.2 Ray Buchanan, 1993-94  
20.5 Gary Brackett, 2003-11  
19.9 Bruce Laird, 1972-81  
19.6 Lyle Blackwood, 1977-80

## **MOST TOUCHDOWNS (CAREER)**

5 Jerry Logan, 1963-72  
4 Bobby Boyd, 1960-68  
3 Milt Davis, 1957-60  
3 Andy Nelson, 1957-63  
3 Ray Buchanan, 1993-94  
3 Eugene Daniel, 1984-96  
3 Jason Belser, 1992-00  
3 Kelvin Hayden, 2005-10  
3 Darius Butler, 2012-17

## **CONSC. GAMES WITH TOUCHDOWNS**

2 Ray Buchanan, G13-14, 1994

# PUNTING

## **GAME**

### **MOST (GAME)**

12 Chris Gardocki at Buf, Oct. 6, 1996  
11 Cotton Davidson at Chi, Oct. 10, 1954  
11 Joe Don Looney at S.F., Nov. 29, 1964  
11 David Lee at Mia, Nov. 11, 1973  
11 David Lee at N.E., Oct. 19, 1975

### **MOST (ROOKIE-GAME)**

11 Cotton Davidson at Chi, Oct. 10, 1954  
11 Joe Don Looney at S.F., Nov. 29, 1964  
9 Ray Brown at Chi, Nov. 16, 1958  
9 David Lee vs. L.A. Rams, Nov. 27, 1966

### **MOST PUNT YARDS (GAME)**

551 Chris Gardocki at Buf, Oct. 6, 1996  
517 Pat McAfee vs. N.O., Oct. 25, 2015  
462 Rohn Stark at Den, Dec. 11, 1983  
456 Rohn Stark at N.E., Oct. 2, 1988  
451 Pat McAfee vs. Atl, Nov. 6, 2011

### **MOST PUNT YARDS (GAME-ROOKIE)**

445 Joe Don Looney at S.F., Nov. 29, 1964  
425 Cotton Davidson at Chi, Oct. 10, 1954  
409 David Lee vs. L.A. Rams, Nov. 27, 1966  
405 Ray Brown at Chi, Nov. 16, 1958  
339 Pat McAfee vs. N.E., Nov. 15, 2009

### **PUNTS BLOCKED (GAME)**

2 David Lee at Mia, Nov. 11, 1973

### **MOST TOUCHBACKS (GAME)**

4 Rohn Stark at Buf, Oct. 20, 1985  
4 Rohn Stark vs. Mia, Nov. 6, 1993  
4 Rohn Stark at T.B., Sept. 11, 1994

### **MOST INSIDE 20 (GAME)**

6 Pat McAfee vs. Den, Oct. 20, 2013  
5 David Lee at Stl, Dec. 4, 1976



# REGULAR INDIVIDUAL



5	Rohn Stark at N.E., Nov. 11, 1990
5	Pat McAfee vs. Hou, Dec. 20, 2015
<b>HIGHEST AVERAGE GAME (3 MIN)</b>	
57.7	Hunter Smith at Hou, Sept. 23, 2007
<b>56.8</b>	<b>Matt Haack vs. WAS, Oct. 30, 2022</b>
56.7	Pat McAfee vs. N.E., Nov. 16, 2014
56.5	Hunter Smith at K.C., Sept. 3, 2000
56.3	David Lee* vs. S.F., Sept. 25, 1966

\*= Rookie

## SEASON

### MOST (SEASON)

99	Bucky Dilts, 1979
98	Rohn Stark, 1984
92	David Lee, 1978
91	Rohn Stark, 1983
88	Pat McAfee, 2011

### MOST (ROOKIE)

<b>84</b>	<b>Rigoberto Sanchez, 2017</b>
72	Cotton Davidson, 1954
64	Pat McAfee, 2009
58	Hunter Smith, 1999
54	Ray Brown, 1958

### MOST PUNT YARDS (SEASON)

4,383	Rohn Stark, 1984
4,124	Rohn Stark, 1983
4,098	Pat McAfee, 2011
4,052	Pat McAfee, 2015

**3,764 Rigoberto Sanchez, 2017**

### MOST PUNT YARDS (ROOKIE)

<b>3,764</b>	<b>Rigoberto Sanchez, 2017</b>
2,837	Pat McAfee, 2009
2,678	Cotton Davidson, 1954
2,467	Hunter Smith, 1999
2,233	David Lee, 1966

### HIGHEST AVERAGE (SEASON-32 MIN)

49.3	Pat McAfee, 2016
48.2	Pat McAfee, 2012
47.7	Pat McAfee, 2015
46.7	Pat McAfee, 2014
46.6	Pat McAfee, 2011

### HIGHEST AVERAGE (ROOKIE-32 MIN)

45.6	David Lee, 1966
<b>44.8</b>	<b>Rigoberto Sanchez, 2017</b>
44.4	Rohn Stark, 1982 (9-game season)
44.3	Pat McAfee, 2009
43.0	Tom Gilburg, 1961

### 40.0+ GAMES (SEASON-3 PUNT MIN)

16	Pat McAfee, 2011
16	Pat McAfee, 2015
15	Chris Gardocki, 1998
14	Rohn Stark, 1983
14	Pat McAfee, 2012
14	Pat McAfee, 2014

### 50.0+ GAMES (SEASON-3 PUNT MIN)

5	Pat McAfee, 2012
5	Pat McAfee, 2016
4	Pat McAfee, 2011
4	Pat McAfee, 2015
4	Pat McAfee, 2016

**4 Rigoberto Sanchez, 2020**

### PUNTS BLOCKED (SEASON)

2	David Lee (3), 1973, 1977, 1978
2	Bucky Dilts, 1979
2	Mike Bragg, 1980
2	Rohn Stark (2), 1985, 1987
2	Hunter Smith, 1999

### MOST TOUCHBACKS (SEASON)

14	Rohn Stark, 1985
13	Rohn Stark, 1993
12	David Lee, 1967
12	Rohn Stark, 1982

12	Hunter Smith, 2001
----	--------------------

### MOST TOUCHBACKS (ROOKIE)

12	Rohn Stark, 1982
8	Hunter Smith, 1999
6	Pat McAfee, 2009
4	Brown/Sherer

### MOST INSIDE 20 (SEASON)

30	Pat McAfee, 2014
28	Pat McAfee, 2015
<b>28</b>	<b>Rigoberto Sanchez, 2017</b>
27	Pat McAfee, 2013
26	Hunter Smith, 2002
26	Pat McAfee, 2012

## CAREER

### MOST (CAREER)

985	Rohn Stark, 1982-94
838	David Lee, 1966-78
577	Hunter Smith, 1999-08
575	Pat McAfee, 2009-16

**301 Rigoberto Sanchez, 2017-21**

### MOST PUNT YARDS (CAREER)

43,162	Rohn Stark, 1982-94
34,019	David Lee, 1966-78
26,669	Pat McAfee, 2009-16
25,040	Hunter Smith, 1999-08

**13,579 Rigoberto Sanchez, 2020-21**

### HIGHEST AVERAGE (CAREER-75 MIN)

46.4	Pat McAfee, 2009-16
<b>45.1</b>	<b>Rigoberto Sanchez, 2017-21</b>
44.8	Chris Gardocki, 1995-98
43.8	Rohn Stark, 1982-94
43.4	Hunter Smith, 1999-08

### PUNTS BLOCKED (CAREER)

11	David Lee, 1966-78
7	Rohn Stark, 1982-94
5	Hunter Smith, 1999-08
4	Pat McAfee, 2009-16
2	Bragg/Dilts/Sanchez

### 40.0+ GAMES (CAREER-3 PUNT MIN)

144	Rohn Stark, 1982-94
104	Pat McAfee, 2009-16
96	David Lee, 1966-78
90	Hunter Smith, 1999-08

**55 Rigoberto Sanchez, 2017-21**

46 Chris Gardocki, 1995-98

### 50.0+ GAMES (CAREER-3 PUNT MIN)

23	Pat McAfee, 2009-16
16	Rohn Stark, 1982-94
14	Hunter Smith, 1999-08
6	David Lee, 1966-78
<b>6</b>	<b>Rigoberto Sanchez, 2017-21</b>
4	Chris Gardocki, 1995-98

### MOST TOUCHBACKS (CAREER)

111	Rohn Stark, 1982-94
79	David Lee, 1966-78
61	Hunter Smith, 1999-08
49	Pat McAfee, 2009-16
25	Chris Gardocki, 1995-98

### MOST INSIDE 20 (CAREER, SINCE 1976)

224	Rohn Stark, 1982-94
193	Hunter Smith, 1999-08
193	Pat McAfee, 2009-16
116	Rigoberto Sanchez, 2017-21
80	Chris Gardocki, 1995-98

### LONGEST PUNTS

<b>79</b>	<b>Rigoberto Sanchez, at S.F., Oct. 24, 2021</b>
76	David Lee, at NYG, Oct. 7, 1971
74	Pat McAfee vs. Chi, Oct. 9, 2016
72	Rohn Stark, at Mia, Sept. 23, 1984
72	Chris Gardocki at S.D., Oct. 27, 1997
72	Pat McAfee at Den, Sept. 18, 2016



# REGULAR INDIVIDUAL



## LONGEST PUNTS (ROOKIE)

64	Joe Don Looney at Det., Oct. 25, 1964
64	David Lee vs. S.F., Sept. 25, 1966
64	David Lee at L.A. Rams, Oct. 30, 1966
62	Joe Don Looney at L.A. Rams, Nov. 22, 1964
61	Tom Gilburg vs. L.A. Rams, Sept. 17, 1961
61	Hunter Smith vs. Was., Dec. 19, 1999
<b>61</b>	<b>Rigoberto Sanchez at Sea, Oct. 3, 2017</b>

## KICKOFF RETURNS

### GAME

#### MOST (GAME)

9	Brandon James vs. S.D., Nov. 28, 2010
8	Aaron Bailey at S.D., Oct. 26, 1997
8	Terrence Wilkins at Bal, Dec. 2, 2001
8	Dominic Rhodes at K.C., Oct. 31, 2004
7	Nesby Glasgow at N.E., Nov. 18, 1979
7	Albert Bentley at NYJ, Dec. 10, 1988
7	Mark Stock vs. S.D., Nov. 3, 1996
7	Nate Jacquet at Min, Dec. 21, 1997
7	Troy Walters vs. NYG, Dec. 22, 2002
7	Dominic Rhodes vs. S.D., Dec. 18, 2005

#### MOST (ROOKIE-GAME)

9	Brandon James vs. S.D., Nov. 28, 2010
7	Nesby Glasgow at N.E., Nov. 18, 1979
7	Nate Jacquet at Min, Dec. 21, 1997
6	Bruce Laird vs. NYJ, Sept. 24, 1972
6	Nesby Glasgow vs. N.E., Oct. 28, 1979
6	Stacey Simmons at Phi, Sept. 30, 1990
6	Dominic Rhodes at K.C., Oct. 25, 2001
6	Pierre Garcon at Ten, Oct. 27, 2008
<b>6</b>	<b>Dallis Flowers, at Dal, Dec. 4, 2022</b>

#### MOST YARDAGE (GAME)

236	Dominic Rhodes vs. S.D., Dec. 26, 2004
213	Aaron Bailey vs. Sea, Sept. 14, 1997
<b>212</b>	<b>Isaiah Rodgers at Cle, Oct. 11, 2020</b>
199	Aaron Bailey at Cin, Dec. 22, 1996
195	Alvin Haymond vs. Phi, Nov. 21, 1965
188	Troy Walters vs. NYG, Dec. 22, 2002

#### MOST YARDAGE (GAME-ROOKIE)

<b>212</b>	<b>Isaiah Rodgers at Cle, Oct. 11, 2020</b>
181	Bruce Laird vs. NYJ, Sept. 24, 1972
177	Brad Pyatt at T.B., Oct. 6, 2003
<b>175</b>	<b>Dallis Flowers at Min, Dec. 17, 2022</b>
155	Lenny Lyles vs. Was, Oct. 26, 1958
153	Terrence Wilkins vs. Mia, Oct. 10, 1999
150	Pierre Garcon at Ten, Oct. 27, 2008
150	Brandon James vs. S.D., Nov. 28, 2010
<b>150</b>	<b>Dallis Flowers, at Dal, Dec. 4, 2022</b>

#### HIGHEST AVERAGE (GAME-2 MIN)

80.0	Jordan Todman at GB, Nov. 6, 2016
66.0	Aaron Bailey at Jax, Dec. 10, 1995
63.5	Preston Pearson at S.F., Oct. 13, 1968
62.0	Cotton Speyrer vs. Buf, Nov. 25, 1973
59.5	Johnny Sample vs. Chi, Oct. 2, 1960

#### TOUCHDOWNS ON OPENING KICKOFF COLTS

104	Buddy Young at Phi, Nov. 11, 1953
99	Jordan Todman at G.B., Nov. 6, 2016
96	Preston Pearson at S.F., Oct. 13, 1968
95	Ronald Humphrey at Pit, Sept. 18, 1994
95	Aaron Bailey at Jax, Dec. 10, 1995

#### TOUCHDOWNS ON OPENING KICKOFF OPPONENTS

99	Allen Carter vs. N.E., Dec. 21, 1975
99	Jacoby Ford at Oak, Dec. 26, 2010
95	Sammy Martin vs. N.E., Nov. 27, 1988
89	Darren Sproles at S.D., Nov. 11, 2007
84	Jerome Mathis at Hou, Sept. 23, 2007

### SEASON

#### MOST (SEASON)

55	Aaron Bailey, 1997
----	--------------------

53	Troy Walters, 2002
52	Terrence Wilkins, 2006
51	Terrence Wilkins, 1999
50	Nesby Glasgow, 1979
50	Clarence Verdin, 1993

#### MOST (ROOKIE)

51	Terrence Wilkins, 1999
50	Nesby Glasgow, 1979
31	Joe Lefeged, 2011
29	Bruce Laird, 1972
<b>24</b>	<b>Isaiah Rodgers, 2020</b>
22	Pierre Garcon, 2008

#### MOST YARDAGE (SEASON)

1,272	Terrence Wilkins, 2006
1,206	Aaron Bailey, 1997
1,188	Dominic Rhodes, 2004
1,150	Troy Walters, 2002
1,134	Terrence Wilkins, 1999

#### MOST YARDAGE (ROOKIE)

1,134	Terrence Wilkins, 1999
1,126	Nesby Glasgow, 1979
843	Bruce Laird, 1972
<b>692</b>	<b>Isaiah Rodgers, 2020</b>
578	Joe Lefeged, 2011
570	Quan Bray, 2015

#### HIGHEST AVERAGE (SEASON-14 MIN)

35.4	Jim Duncan, 1970
35.1	Preston Pearson, 1968
32.0	Josh Cribbs, 2014
30.7	Alvin Haymond, 1965
29.9	Jordan Todman, 2016

#### HIGHEST AVERAGE (ROOKIE-14 MIN)

29.1	Bruce Laird, 1972
<b>28.8</b>	<b>Isaiah Rodgers, 2020</b>
28.6	Brad Pyatt, 2003
27.1	Quan Bray, 2015
25.4	Dominic Rhodes, 2001
25.2	Bake Turner, 1962

#### MOST TOUCHDOWNS (SEASON)

2	Lenny Lyles, 1958
2	Preston Pearson, 1968

### CAREER

#### KICKOFF RETURNS MOST (CAREER)

176	Terrence Wilkins, 1999-01, 2003, 2006
169	Clarence Verdin, 1988-93
153	Aaron Bailey, 1994-98
148	Albert Bentley, 1985-91
137	Bruce Laird, 1972-81

#### MOST YARDAGE (CAREER)

4,017	Terrence Wilkins, 1999-01, 2003, 2006
3,501	Aaron Bailey, 1994-98
3,420	Clarence Verdin, 1988-93
3,406	Bruce Laird, 1972-81
3,175	Albert Bentley, 1985-91

#### HIGHEST AVERAGE (CAREER-30 MIN)

32.6	Jim Duncan, 1969-71
27.9	Johnny Sample, 1958-60
27.5	Buddy Young, 1953-55
27.4	Lenny Lyles, 1958, 61-69
<b>27.2</b>	<b>Isaiah Rodgers, 2020-22</b>
26.8	Preston Pearson, 1967-68

#### LONGEST RETURNS

104t	Buddy Young at Phi, Nov. 15, 1953
103t	Lenny Lyles vs. Chi, Oct. 4, 1958
102t	Preston Pearson at Det, Nov. 10, 1968
101t	Lenny Lyles vs. Was, Oct. 26, 1958
101t	Cotton Speyrer vs. Buf, Nov. 25, 1973
101t	Deji Karim vs. Hou, Dec. 30, 2012
<b>101t</b>	<b>Isaiah Rodgers at Cle, Oct. 11, 2020</b>

#### LONGEST NON-SCORING RETURN

<b>Colts:</b>	
---------------	--



# REGULAR INDIVIDUAL



90 Kendall Williams at Cin, Oct. 2, 1983  
90 Brad Pyatt at T.B., Oct. 6, 2003

## Opp:

96 Joe Arenas at S.F., Dec. 16, 1956

## MOST TOUCHDOWNS (CAREER)

2 Lenny Lyles, 1958, 1961-69  
2 Preston Pearson, 1967-68  
2 Jim Duncan, 1969-71  
2 Aaron Bailey, 1994-97  
2 Dominic Rhodes, 2001-06, 2008, 2010

## FUMBLES

### MOST RECOVERIES (GAME)

2 (22 times) Last: Josh Mallard vs. Dal, Nov. 17, 2002

## MOST CONSECUTIVE GAMES RECOVERIES

3 **Darius Leonard, G3-5, 2021**  
3 Fred Cook, G8-10, 1975  
2 (43 times) Last: Darius Leonard, G4-5, 2021

## LONGEST FUMBLE RETURNS

95t Chukie Nwokorie at NYJ, Sept. 9, 2001  
78t Quentin Coryatt at Pit, Sept. 18, 1994  
75t Tony Bennett vs. Hou, Sept. 4, 1994  
68t Gary Brackett at Hou, Oct. 5, 2008  
64t Stan White vs. Buf, Dec. 12, 1976

## MOST RECOVERIES (SEASON)

6 Barney Poole, 1953  
6 Stan White, 1973



# REGULAR TEAM



## WIN-LOSS-TIE

### WINS

#### MOST WINS (SEASON)

14	2005	11	2012
14	2009	11	2013
13	1968	11	2014
13	1999	11	2020
13	2007	10	1965
12	1964	10	1971
12	2003	10	1975
12	2004	10	1977
12	2006	10	2000
12	2008	10	2002
11	1967	10	2010
11	1970	10	2018
11	1976		

#### MOST CONSECUTIVE WINS

23	Nov. 2, 2008 vs. N.E. to Dec. 17, 2009 at Jax
13	Sept. 11, 2005 at Bal to Dec. 11, 2005 at Jax
11	Sept. 20, 1964 at G.B. to Nov. 29, 1964 vs. S.F.
11	Oct. 26, 1975 at NYJ to Sept. 19, 1976 vs. Cin
11	Oct. 17, 1999 at NYJ to Dec. 12, 1999 at Cle

#### MOST CONSECUTIVE HOME WINS

13	Oct. 12, 2008 vs. Bal to Dec. 13, 2009 vs. Den
12	Jan. 1, 2006 vs. Ari to Oct. 7, 2007 vs. T.B.
11	Nov. 8, 2004 vs. Min to Dec. 4, 2005 vs. Ten

#### MOST CONSECUTIVE ROAD WINS

11	Nov. 9, 2008 at Pit to Dec. 17, 2009 at Jax
7	Sept. 23, 1968 at Atl to Dec. 15, 1968 at L.A. Rams
7	Sept. 11, 2005 at Bal to Dec. 11, 2005 at Jax

#### MOST CONSECUTIVE GAMES WITHOUT LOSS

23	Nov. 2, 2008 vs. N.E. to Dec. 17, 2009 at Jax
15	Dec. 18, 1966 at S.F. to Dec. 10, 1967 vs. N.O.

## LOSSES

#### MOST LOSSES (SEASON)

15	1991
----	------

#### MOST CONSECUTIVE LOSSES

14	Sept. 13, 1981 vs. Buf to Dec. 13, 1981 at Was
----	--

#### MOST CONSECUTIVE HOME LOSSES

9	Sept. 22, 1974 vs. G.B. to Oct. 12, 1975 vs. Buf
---	--

#### MOST CONSECUTIVE ROAD LOSSES

12	Sept. 20, 1981 at Den to Dec. 26, 1982 at S.D.
----	--

## TIES

#### MOST TIED GAMES (SEASON)

2	1967
---	------

#### MOST CONSECUTIVE TIES

2	Oct. 15, 1967 vs. L.A. Rams to Oct. 22, 1967 at Min
---	---

## SCORING

### POINTS

#### COLTS MOST (QUARTER)

31	vs. Mia, Dec. 14, 1997 (2nd)
28	(7 times) Last: at T.B., Oct. 6, 2003 (4th)
27	(3 times) Last: at Cin, Dec. 7, 1980 (4th)
24	(7 times) Last: vs. Buf, Oct. 21, 2018 (2nd)
23	at Bal, Dec. 9, 2007 (1st)

#### OPP MOST (QUARTER)

33	at Dal, Dec. 4, 2022
28	vs. Cle, Dec. 1, 1991
28	at Stl, Dec. 30, 2001
28	at Pit, Oct. 26, 2014
27	at N.E., Nov. 18, 1979

#### COLTS MOST (HALF)

45	vs. Den, Oct. 31, 1988 (1)
42	vs. L.A. Rams, Nov. 25, 1956 (2)
38	vs. G.B., Oct. 13, 1957 (2)
37	at Bal, Dec. 9, 2007 (1)

### OPP MOST (HALF)

42	at Jax, Dec. 13, 2015 (2)
38	at Chi, Oct. 21, 1956 (2)
37	vs. Chi, Nov. 25, 1962 (2)
37	at N.E., Nov. 23, 1980 (2)
36	at Sea, Oct. 1, 2017 (2)

### COLTS MOST (GAME)

58	vs. Buf, Dec. 12, 1976
56	vs. L.A., Rams Nov. 25, 1956
56	vs. G.B., Nov. 2, 1958
55	vs. Den, Oct. 31, 1988
55	at N.O., Sept. 28, 2003

### OPP MOST (GAME)

62	at N.O., Oct. 23, 2011
59	at N.E., Nov. 18, 2012
58	at Chi, Oct. 21, 1956
57	vs. Chi, Nov. 25, 1962
54	at Dal, Dec. 4, 2022

### COLTS (SEASON)

MOST	FEWEST		
522	2004	113	1982
458	2014	131	1954
451	2020	143	1991
451	2021	182	1953
450	2007	189	1993

### OPP (SEASON)

MOST	FEWEST		
533	1981	140	1971
486	2001	144	1968
444	1998	198	1967
430	2011	203	1958
421	1978	221	1977

### LARGEST VICTORY MARGIN

56	vs. G.B., Nov. 2, 1958 (Colts 56, Packers 0)
52	vs. Chi, Sept. 27, 1964 (Colts 52, Bears 0)
44	vs. Atl, Dec. 1, 1968 (Colts 44, Falcons 0)
43	at Buf, Oct. 10, 1971 (Colts 43, Bills 0)
42	at Atl, Nov. 12, 1967 (Colts 49, Falcons 7)

### LARGEST DEFEAT MARGIN

57	vs. Chi, Nov. 25, 1962 (Bears 57, Colts 0)
55	at N.O., Oct. 23, 2011 (Saints 62, Colts 7)
48	vs. L.A. Rams, Sept. 26, 1954 (Rams 48, Colts 0)
44	at Mia, Nov. 11, 1973 (Dolphins 44, Colts 0)
43	at L.A. Rams, Dec. 5, 1953 (Rams 45, Colts 2)

### MOST POINTS BOTH TEAMS

89	vs. Chi, Oct. 4, 1958 (Colts 51, Bears 38)
85	at Chi, Oct. 21, 1956 (Colts 58, Bears 27)
85	at Pit, Oct. 26, 2014 (Steelers 51, Colts 34)
83	at N.E., Nov. 18, 2012 (Patriots 59, Colts 24)
82	at Cin, Nov. 20, 2005 (Colts 45, Bengals 37)

### FEWEST POINTS BOTH TEAMS

6	vs. Buf, Dec. 1, 74 (Bills 6, Colts 0)
6	vs. NYJ, Oct. 11, 87 (Colts 6, Jets 0)
6	at N.E., Dec. 6, 92 (Colts 6, Patriots 0)
6	at Jax, Dec. 2, 2018 (Jaguars 6, Colts 0)
9	vs. NYJ, Oct. 11, 1992 (Colts 6, Jets 3)

### MOST SHUTOUTS (SEASON)

COLTS:	
3	1968/1971

### OPP:

3	1972
---	------

### MOST CONSC. SHUTOUTS (OPP)

2	Sept. 4 - Sept. 10, 1978
2	Nov. 21, - Nov. 28, 1982
2	Nov. 1 - Nov. 8, 1992

### COLTS MOST CONSC. GAMES SCORING

375	Jan. 2, 1994 to Oct. 16, 2017
104	Oct. 24, 1954 to Nov. 18, 1962
90	Dec. 12, 1965 to Oct. 8, 1972
61	Nov. 27, 1983 to Nov. 15, 1987
55	Nov. 29, 1987 to Sept. 8, 1991
52	Dec. 2, 2017 to Jan. 2, 2022



# REGULAR TEAM



## OPP MOST CONS. GAMES SCORING

176	Dec. 21, 1997 to Dec. 18, 2008
161	Nov. 1, 1976 to Oct. 4, 1987
86	Sept. 13, 2009 to Oct. 9, 2014
81	Dec. 13, 1992 to Dec. 7, 1997
68	Oct. 31, 1988 to Nov. 29, 1992

## TOUCHDOWNS

### COLTS MOST (GAME)

8	vs. L.A., Rams Nov. 25, 1956
8	vs. G.B., Nov. 2, 1958
7	(10 times) Last: vs. Was, Nov. 30, 2014
6	(28 times) Last: vs. NYJ, Nov. 4, 2021

### OPP MOST (GAME)

8	at Chi, Oct. 21, 1956
8	vs. Chi, Nov. 25, 1962
8	at N.O., Oct. 23, 2011
8	at N.E., Nov. 18, 2012
7	at Min, Sept. 28, 1969
7	at Pit, Oct. 26, 2014
7	at Jax, Dec. 13, 2015
7	at Dal, Dec. 4, 2022

### COLTS MOST PASSING (GAME)

6	at N.O., Sept. 28, 2003
6	at Det., Nov. 25, 2004
5	vs. G.B., Nov. 2, 1958
5	at Dal, Oct. 30, 1960
5	vs. Min, Dec. 16, 1962
5	at Min, Nov. 14, 1965
5	vs. Det, Oct. 16, 1966
5	vs. Buf, Oct. 4, 1987
5	vs. Atl, Dec. 14, 2003
5	vs. G.B., Sept. 26, 2004
5	at K.C., Oct. 31, 2004
5	vs. Hou, Nov. 14, 2004
5	vs. Was, Nov. 30, 2014

### OPP MOST PASSING (GAME)

7	at Min, Sept. 28, 1969
6	vs. NYJ, Sept. 24, 1972
6	at Pit, Oct. 26, 2014
5	at Chi, Oct. 21, 1956
5	at S.D., Dec. 26, 1982
5	at Pit, Sept. 8, 1985
5	at N.O., Oct. 23, 2011
5	at Dal, Dec. 21, 2014

### COLTS MOST RUSHING (GAME)

5	at Det, Oct. 19, 1958
5	vs. Was, Nov. 2, 1969
5	vs. Hou, Nov. 1, 1976
5	vs. Buf, Oct. 6, 1985
5	vs. Den, Oct. 31, 1988

### OPP MOST RUSHING (GAME)

5	vs. Cle, Nov. 1, 1959
5	vs. Oak, Sept. 10, 2000

### COLTS (SEASON)

MOST		FEWEST	
66	2004	12	1982
54	1964	14	1954
	2007	14	1991
53	1958	16	1993
	2005	22	1974
53	2009		
	2014		
52	1975		
	2018		
	2021		

### OPP (SEASON)

MOST		FEWEST	
68	1981	16	1968
57	2001	18	1971
54	1978	21	1967
52	1998	25	1966
50	1984	25	1970

## COLTS RUSH TDS (SEASON)

MOST		FEWEST	
29	1964	3	1991
28	1975	4	1954
26	1976	4	1982
24	1958	4	1993
23	1971	6	2015
	1988		

## OPP RUSH TDS (SEASON)

MOST		FEWEST	
30	1981	5	1967
23	1991	6	1968
21	1953	6	1970
21	1954	6	1987
21	1978	7	1966

## COLTS PASS TDS (SEASON)

MOST		FEWEST	
51	2004	6	1982
42	2014	9	1954
39	2018	9	1974
34	2009	10	1971
	2018		1991
33	1959		1993
	2000		
	2010		
32	2007		
	2016		

## OPP PASS TDS (SEASON)

MOST		FEWEST	
37	1981	6	2008
31	1983	8	1960
31	1984	9	1958
30	2001	9	1968
29	1978	9	1971
	2015		
	2019		

## MOST RETURN TDS (SEASON)

COLTS		OPP	
7	1994	8	1973
6	1968	7	2001
	1970	6	1977
5	(12 times)		1980
4	(5 times)		2010
			2017
		5	(6 times)
		4	(13 times)

## MOST DEFENSIVE TDS (SEASON)

COLTS		OPP	
5	1975	6	1973
	1994		2001
	2015		2017
4	(12 times)	5	2014
3	(8 times)	4	(10 times)
		3	(9 times)

## MOST KICK RETURN TDS (SEASON)

COLTS		OPP	
3	1970	4	2007
	1989	3	1977
2	(10 times)		1979
			2006
		2	(9 times)

## POINTS AFTER TOUCHDOWNS

### COLTS (GAME)

8	vs. L.A Rams, Nov. 25, 1956
8	vs. G.B., Nov. 2, 1958

### OPP (GAME)

8	at N.O., Oct. 23, 2011
8	at N.E., Nov. 18, 2012
7	at Chi, Oct. 21, 1956
7	at Min, Sept. 28, 1969
7	at Pit, Oct. 26, 2014



# REGULAR TEAM



## COLTS (SEASON)

MOST		FEWEST	
64	2004	11	1982
53	1964	12	1954
52	2005	14	1991
51	1975	15	1993
	2010	21	1997
50	2009		
	2014		
	2021		

## OPP (SEASON)

MOST		FEWEST	
65	1981	15	1968
53	1978	17	1971
52	2001	21	1967
49	2011	24	2005
47	1984	25	1966
			1970
			2008

## FIELD GOALS

### COLTS MOST (GAME)

5	at L.A. Rams, Dec. 4, 1954
5	vs. S.F., Sept. 25, 1966
5	at Phi, Oct. 30, 1983
5	vs. Mia, Sept. 25, 1988
5	at Buf, Sept. 21, 1997
5	vs. Den, Jan. 6, 2002
5	vs. Bal, Oct. 13, 2002
5	at Ten, Dec. 7, 2003
5	vs. Ten, Dec. 1, 2013
5	vs. Chi, Oct. 9, 2016

### OPP MOST (GAME)

7	at NYJ, Oct. 14, 2018
5	at Was, Nov. 18, 1973
5	at N.E., Dec. 3, 1989
5	vs. Cin, Sept. 3, 1995
5	at S.D., Oct. 26, 1997
5	vs. NYJ, Dec. 23, 2001
5	vs. Mia, Dec. 31, 2006
5	at Min, Sept. 14, 2008
5	at Bal, Nov. 22, 2009
5	vs. S.D., Nov. 28, 2010
5	vs. Hou, Dec. 11, 2016
5	at Ten, Oct. 16, 2017

### COLTS MOST ATT (GAME)

7	at L.A. Rams, Dec. 4, 1954
---	----------------------------

### OPP MOST ATT (GAME)

7	at NYJ, Oct. 14, 2018
7	at N.E., Dec. 3, 1989
6	at NYJ, Nov. 29, 1981
6	at Buf, Sept. 9, 1990
6	at S.D., Oct. 26, 1997
6	vs. NYJ, Dec. 23, 2001
6	at Min, Sept. 14, 2008
6	at Bal, Nov. 22, 2009

## COLTS (SEASON)

MOST		FEWEST	
37	2003	3	1956
36	1996	5	1958
35	2013	6	1959
34	1999	7	1953
32	1997	7	1957
	2020		

## OPP (SEASON)

MOST		FEWEST	
34	2016	5	1971
33	2008	6	1958
32	1989	6	1975
32	1990	8	1956
31	2010	9	(3 times)
	2017		

## COLTS MOST ATT (SEASON)

41	1997
40	1996/2013
39	1961/63/66/72
38	1999
37	1967/03/2020

## OPP MOST ATT (SEASON)

43	1989/1990
40	2016
38	1995/2008/2017
37	1998
36	2001/2009/2010

## COLTS FEWEST ATT (SEASON)

14	1958
16	1956
17	1978

## OPP FEWEST ATT (SEASON)

10	1975
14	1955
16	1953
17	1958

## TOTAL FIRST DOWNS

### TOTAL FIRST DOWNS

#### COLTS MOST (GAME)

34	vs. Hou, Sept. 17, 2006
33	vs. NYJ, Dec. 15, 1974
33	vs. Hou, Dec. 23, 2007
<b>33</b>	<b>at Hou, Sept. 11, 2020</b>
32	at Mia, Nov. 15, 1987

#### OPP MOST (GAME)

36	at S.F., Oct. 18, 1998
36	at N.O., Oct. 23, 2011
34	at Min, Sept. 28, 1969
34	at Phi, Nov. 15, 1981
34	at Pit, Oct. 26, 2014

#### COLTS FEWEST (GAME)

4	at Mia, Nov. 11, 1973
5	at N.E., Nov. 11, 1990
6	at L.A. Rams, Dec. 5, 1953
6	vs. Det, Nov. 6, 1954

#### OPP FEWEST (GAME)

3	vs. S.F., Nov. 22, 1959
4	at Buf, Oct. 10, 1971
5	vs. S.F., Oct. 13, 1963
5	vs. Stl, Sept. 17, 1972

#### MOST BOTH TEAMS

60	at Pit, Oct. 26, 2014
59	at Bal, Oct. 11, 2021
58	vs. NYJ, Nov. 4, 2021
58	vs. Hou, Sept. 30, 2018
57	vs. NYJ, Dec. 15, 1974
56	at K.C., Oct. 31, 2004
55	at Hou, Nov. 29, 2009
55	vs. Ten, Nov. 29, 2020
54	at Mia, Nov. 15, 1987

#### FEWEST BOTH TEAMS

19	at Buf, Dec. 1, 1974
19	at N.E., Nov. 11, 1990
19	at N.E., Nov. 6, 2022
21	at Mia, Nov. 11, 1973

## COLTS (SEASON)

MOST		FEWEST	
379	2004	152	1982
376	2006	157	1953
371	2014	169	1954
366	2010	206	1955
364	2020	216	1956



# REGULAR TEAM



## OPP (SEASON)

MOST		FEWEST	
406	1981	166	1971
353	2016	188	1958
343	1984	195	1959
	2011	195	1960
341	1998	197	1982
338	1980		

## RUSHING FIRST DOWNS

### COLTS MOST (GAME)

18	at Det., Oct. 19, 1959
18	vs. S.F., Nov. 22, 1959
18	vs. Buf., Oct. 6, 1985
18	vs. Den., Sept. 30, 2007
18	at Buf., Nov. 21, 2021

### OPP MOST (GAME)

19	vs. Mia., Oct. 29, 1972
19	vs. Dal., Dec. 6, 1981
18	at G.B., Oct. 18, 1953

### COLTS FEWEST (GAME)

0	vs. L.A., Rams Nov. 27, 1966
0	at N.E., Nov. 11, 1990
0	vs. Phi., Dec. 19, 1993
0	vs. Ari., Jan. 1, 2006
0	vs. S.D., Nov. 28, 2010
0	vs. Stl., Nov. 10, 2013
0	at Dal., Dec. 21, 2014
0	at Pit., Dec. 6, 2015
0	vs. Hou., Oct. 21, 2019

### OPP FEWEST (GAME)

0	vs. Chi., Oct. 5, 1957
0	vs. S.F., Oct. 13, 1963
0	at Buf., Oct. 10, 1971
0	at T.B., Sept. 11, 1994
0	at Ari., Sept. 27, 2009
0	at Min., Dec. 18, 2016

## COLTS (SEASON)

MOST		FEWEST	
154	2021	55	1991
153	1988	62	1982
146	1983	64	1960
133	1976	66	1954
131	1975	69	2009
131	1985	69	2011
131	2019		

## OPP (SEASON)

MOST		FEWEST	
162	1981	60	1971
153	1978	65	1959
151	1993	69	1957
150	2006	70	1958
140	1980	70	1969
	1991		

## PASSING FIRST DOWNS

### COLTS MOST (GAME)

23	at Jax., Oct. 3, 2010
23	vs. Hou., Sept. 30, 2018
22	vs. NYJ., Dec. 15, 1974
22	at N.E., Nov. 21, 2010
22	vs. Mia., Nov. 4, 2012
22	at Jax., Sept. 21, 2014
22	vs. Jax., Oct. 16, 2022

### OPP MOST (GAME)

25	vs. NYJ., Nov. 4, 2021
25	at Pit., Oct. 26, 2014
24	at Min., Sept. 28, 1969
24	at Mia., Sept. 15, 1985
23	vs. Mia., Dec. 9, 1984
22	at S.F., Oct. 18, 1998
22	at Bal., Oct. 11, 2021

## COLTS FEWEST (GAME)

1	at Cle., Sept. 16, 1973
1	vs. Buf., Oct. 13, 1974
1	at Mia., Nov. 23, 1975

## OPP FEWEST (GAME)

1	at G.B., Nov. 24, 1991
1	at Hou., Sept. 22, 2002

## COLTS (SEASON)

MOST		FEWEST	
253	2010	66	1953
251	2014	79	1963
241	2006	80	1982
	2009	90	1954
238	2004	92	1995
237	2018		
236	2014		

## OPP (SEASON)

MOST		FEWEST	
225	2016	89	1982
214	1981	95	1953
210	2015	95	1971
209	2004	98	1955
207	2019	98	1960

## PENALTY FIRST DOWNS

### COLTS MOST (GAME)

9	vs. Pit., Oct. 30, 1977
7	vs. G.B., Nov. 2, 1958
7	vs. Det., Nov. 19, 1967
7	vs. Buf., Dec. 17, 1978
7	vs. Pit., Sept. 14, 1980
7	at Ten., Sept. 19, 2004
7	at Phi., Nov. 7, 2010
7	at Pit., Oct. 26, 2014
7	vs. Den., Nov. 8, 2015

### OPP MOST (GAME)

7	at Ten., Nov. 12, 2020
6	(11 times) Last: vs Den., Oct. 27, 2019

## COLTS (SEASON)

MOST		FEWEST	
47	2004	10	1982
44	2019	11	1956
42	2012	12	1962
40	2014		
39	2015		
38	2016		
	2018		

## OPP (SEASON)

MOST		FEWEST	
35	2016	8	1996
34	1980	11	1960
33	2012		1971
	2017		2009
32	1983	12	1958
	2003		1969
	2015		
	2020		
31	2014		

## NET YARDS

### GAME

### COLTS MOST

595	at Atl., Nov. 12, 1967
576	vs. Min., Dec. 16, 1962
574	vs. L.A. Rams, Nov. 25, 1956
567	vs. Ten., Dec. 5, 2004
555	vs. Buf., Sept. 23, 2001

### OPP MOST

639	at Pit., Oct. 26, 2014
622	at Min., Sept. 28, 1969





# REGULAR TEAM



597	at S.F., Dec. 13, 1953
590	at K.C., Oct. 31, 2004
583	at Dal, Sept. 4, 1978

## COLTS FEWEST

69	vs. Det, Nov. 6, 1954
70	at L.A. Rams, Dec. 5, 1953
86	at N.E., Oct. 23, 1977
88	at Buf, Nov. 28, 1982
99	at S.D., Nov. 1, 1992

## OPP FEWEST

49	at Buf, Oct. 10, 1971
89	vs. T.B., Oct. 3, 1976
94	at N.E., Dec. 6, 1992
97	at Was, Nov. 26, 1961
113	vs. Was, Sept. 25, 1960

## MOST BOTH TEAMS

1,095	at K.C., Oct. 31, 2004
1,087	at Pit, Oct. 26, 2014
1,036	at Bal, Oct. 11, 2021
1,018	vs. NYJ, Nov. 4, 2021
997	vs. L.A. Rams, Nov. 25, 1956
985	vs. NYJ, Sept. 24, 1972
964	at G.B., Nov. 15, 1959

## FEWEST BOTH TEAMS

324	at N.E., Nov. 6, 2022
328	at Buf, Dec. 1, 1974
346	at NYJ, Nov. 11, 1984
355	vs. NYJ, Oct. 29, 1995
359	at N.E., Dec. 6, 1992
373	at Buf, Oct. 20, 1985

## SEASON

### COLTS

MOST		FEWEST	
6,506	2014	2,483	1982
6,475	2004	2,716	1953
6,179	2018	2,934	1954
6,141	2000	3,464	1955
6,092	2010	3,506	1973

### OPP

MOST		FEWEST	
6,793	1981	2,852	1971
6,126	2016	3,284	1958
6,066	2015	3,296	1982
5,988	2012	3,317	1960
5,935	2011	3,377	1968

## OFFENSIVE PLAYS

### GAME

#### COLTS MOST

90	at Hou, Sept. 11, 2022
89	vs. G.B., Oct. 7, 2012
88	at S.F., Sept. 22, 1963
88	vs. Mia, Dec. 14, 1975
87	vs. Den, Nov. 10, 1974
86	vs. T.B., Oct. 3, 1976

#### OPP MOST

88	vs. N.E., Oct. 29, 1989
86	at T.B., Oct. 4, 1992
85	vs. Dal, Dec. 6, 1981
84	vs. Hou, Sept. 30, 2018
84	at Min, Sept. 28, 1969
84	vs. Buf, Dec. 13, 1987
84	at Mia, Sept. 21, 2009

#### COLTS FEWEST

35	at Mia, Sept. 21, 2009
37	vs. Den Dec. 21, 2003
38	at Buf Nov. 28, 1982
41	vs. Mia Oct. 28, 1990
41	at N.E. Oct. 8, 2000

## OPP FEWEST

34	vs. NYJ, Nov. 16, 2003
38	vs. Ten, Dec. 28, 2008
39	at S.F., Sept. 22, 1963
40	at Chi, Sept. 21, 1975
40	vs. T.B., Oct. 7, 2007

## SEASON

### COLTS

MOST		FEWEST	
1,117	1979	596	1982
1,109	2012	840	1964
1,105	2014	849	1966
1,088	2010	851	1968
1,070	2018	860	1970

### OPP

MOST		FEWEST	
1,116	1984	605	1982
1,111	1981	746	1971
1,109	1989	818	1967
1,090	1994	827	1963
1,084	2009	847	1973

## RUSHING

### RUSHING ATTEMPTS

#### COLTS MOST (GAME)

60	vs. S.F., Nov. 22, 1959
58	at NYJ, Oct. 20, 1974
58	at Atl, Nov. 17, 1974
57	at NYJ, Nov. 11, 1984
53	vs. Hou, Nov. 1, 1976
53	at Phi, Oct. 30, 1983

#### OPP MOST (GAME)

66	vs. Dal, Dec. 6, 1981
58	at N.E., Dec. 26, 1983
56	at G.B., Oct. 18, 1953
56	at Buf, Nov. 28, 1982
53	at Mia, Oct. 27, 1974

#### COLTS FEWEST (GAME)

10	vs. Ari 1/1/2006
10	vs. Ten 12/30/2007
10	at Hou 9/12/2010
10	at Pit 10/26/2014
10	at Dal 12/21/2014

#### OPP FEWEST (GAME)

9	at Jax 11/17/2019
11	at Buf 10/10/1971
11	at NYJ 12/7/1997
12	at Den 12/11/1983
12	vs. T.B. 10/7/2007
12	at Ari 9/27/2009
12	at Jax 11/8/2012
12	vs. Cin 10/19/2014

#### COLTS (SEASON)

MOST		FEWEST	
601	1983	293	1982
566	1977	335	1990
565	1976	345	1960
545	1988	354	1991
536	1973	364	1954
		1975	

#### OPP (SEASON)

MOST		FEWEST	
662	1978	325	1959
607	1981	331	1958
575	1993	348	1982
574	1980	352	1971
559	1984	375	1957
			1968



# REGULAR TEAM



## RUSHING YARDS

### COLTS MOST (GAME)

318	vs. G.B., Oct. 28, 1956
316	at Det., Oct. 19, 1958
305	at Cle., Nov. 11, 1956
299	vs. Hou., Dec. 22, 1985
281	vs. Buf., Oct. 6, 1985

### OPP MOST (GAME)

375	at Jax., Dec. 10, 2006
354	vs. Dal., Dec. 6, 1981
352	at K.C., Dec. 23, 2012
315	at Mia., Nov. 11, 1973
313	at Min., Sept. 13, 1964

### MOST BOTH TEAMS

548	vs. L.A. Rams, Nov. 22, 1953
510	vs. Dal., Dec. 6, 1981
469	at Chi., Oct. 16, 1955
454	at L.A. Rams, Dec. 9, 1961
449	vs. Den., Sept. 30, 2007

### FEWEST BOTH TEAMS

87	at Den., Sept. 26, 2010
97	vs. Pit., Oct. 31, 1971
106	vs. Cle., Sept. 6, 1992
109	vs. N.E., Nov. 1, 1998
115	at NYJ., Oct. 18, 1970

### COLTS FEWEST (GAME)

1	at Dal., Dec. 21, 2014
4	vs. Det., Sept. 22, 1991
11	vs. Ari., Jan. 1, 2006
18	vs. Stl., Nov. 10, 2013
19	vs. L.A. Rams, Sept. 26, 1954
19	vs. N.E., Nov. 16, 2014

### OPP FEWEST (GAME)

4	at Buf., Oct. 10, 1971
15	vs. Pit., Nov. 3, 1957
17	vs. T.B., Oct. 7, 2007
20	vs. G.B., Oct. 28, 1956
20	at Cle., Oct. 14, 1996

### COLTS (SEASON)

MOST		FEWEST	
2,695	1983	1,044	1982
2,540	2021	1,102	1992
2,439	1985	1,169	1991
2,309	1976	1,274	2008
2,249	1988	1,275	1954
2,217	1975		

### OPP (SEASON)

MOST		FEWEST	
3,010	1978	1,113	1971
2,768	2006	1,174	1957
2,665	1981	1,291	1958
2,566	1998	1,339	1968
2,521	1993	1,400	1969

## RUSHING AVERAGE

### COLTS BEST (GAME)

8.67	vs. NYJ., Nov. 4, 2021
8.52	at Bal., Nov. 29, 1998
8.00	at G.B., Nov. 13, 1954
7.95	vs. G.B., Oct. 28, 1956
7.80	vs. Dal., Dec. 6, 1981
7.77	at L.A. Rams, Oct. 9, 1961

### OPP BEST (GAME)

8.93	at Jax., Dec. 10, 2006
8.12	at Min., Nov. 17, 1963
8.00	at Det., Nov. 25, 2004
8.00	at K.C., Dec. 23, 2012
7.77	vs. L.A. Rams, Nov. 22, 1953

### COLTS LEAST (GAME)

0.10	at Dal., Dec. 21, 2014
0.29	vs. Det., Sept. 22, 1991
1.04	vs. T.B., Nov. 29, 2015

1.10	vs. Ari., Jan. 1, 2006
1.12	vs. L.A. Rams, Sept. 26, 1954

### OPP LEAST (GAME)

0.36	at Buf., Oct. 10, 1971
0.50	vs. Pit., Nov. 3, 1957
0.96	vs. Det., Sept. 29, 1957
1.11	vs. G.B., Oct. 28, 1956
1.11	at Cle., Oct. 14, 1962

### COLTS (SEASON)

MOST		FEWEST	
5.1	1956	2.9	1992
5.1	2021	3.3	1979
5.0	1985	3.3	1970
4.7	1958	3.3	1991
4.6	1961	3.4	1996
4.5	1983	3.4	2008
	2001		
	2019		

### OPP (SEASON)

MOST		FEWEST	
5.3	2006	3.1	1957
5.2	1953	3.2	1971
5.1	2012	3.5	1969
4.8	1959	3.5	1995
4.7	1998	3.6	(6 times)

## PASSING

### PASSING ATTEMPTS

#### COLTS MOST (GAME)

62	vs. Hou., Sept. 30, 2018
59	at N.E., Oct. 4, 2018
59	at Was., Nov. 7, 1993
58	vs. Jax., Oct. 16, 2022
57	at NYJ., Nov. 16, 1986
57	at Hou., Sept. 12, 2010
56	at S.D., Nov. 11, 2007
54	vs. NYJ., Dec. 15, 1974
54	at S.D., Sept. 26, 1999
54	at N.E., Oct. 8, 2000
54	at Det., Dec. 2, 2012

#### OPP MOST (GAME)

62	at NYJ., Oct. 18, 1970
57	vs. Hou., Sept. 4, 1994
57	at Den., Sept. 26, 2010
56	at Min., Sept. 28, 1969
56	vs. Ten., Dec. 18, 2011

#### COLTS FEWEST (GAME)

7	at L.A. Rams, Dec. 18, 1965
8	vs. Mia., Dec. 9, 1973
11	at Atl., Nov. 17, 1974
12	vs. Chi., Sept. 25, 1955
12	at G.B., Sept. 20, 1964

#### OPP FEWEST (GAME)

9	at Hou., Oct. 23, 2005
11	at N.E., Dec. 26, 1993
12	vs. Chi., Nov. 3, 1963
12	at Buf., Oct. 13, 1991
12	vs. Buf., Nov. 12, 2006

#### COLTS (SEASON)

MOST		FEWEST	
679	2010	266	1955
661	2014	279	1956
644	2018	283	1982
628	2012	300	1973
619	2015	313	1954

#### OPP (SEASON)

MOST		FEWEST	
598	1994	246	1982
585	2015	297	1956
583	2009	298	1960
582	2016	312	1974



# REGULAR TEAM



569 1995 313 1972

## COMPLETIONS

### COLTS MOST (GAME)

42	vs. Jax, Oct. 16, 2022
40	at Hou, Sept. 12, 2010
40	vs. Hou, Sept. 30, 2018
39	vs. Cin, Sept. 9, 2018
38	at N.E., Oct. 4, 2018
38	at N.E., Nov. 21, 2010
37	at Was, Nov. 7, 1993
37	vs. Ten, Nov. 3, 2002

### OPP MOST (GAME)

40	at Pit, Oct. 26, 2014
38	vs. Ten, Dec. 18, 2011
37	at Bal, Oct. 11, 2021
37	at Den, Sept. 26, 2010
36	at Min, Sept. 28, 1969
34	at NYJ, Oct. 18, 1970
34	vs. Buf, Oct. 8, 1989
34	vs. G.B., Sept. 26, 2004
34	at Bal, Sept. 11, 2005
34	at N.E., Oct. 4, 2018
34	at Pit, Dec. 27, 2020

### COLTS FEWEST (GAME)

3	at L.A. Rams, Dec. 18, 1965
3	vs. Cle, Sept. 26, 1971
3	vs. Buf, Dec. 17, 1978
3	at Buf, Nov. 28, 1982

### OPP FEWEST (GAME)

4	vs. Was, Oct. 26, 1958
4	vs. T.B., Oct. 3, 1976

### COLTS (SEASON)

MOST		FEWEST	
450	2010	126	1953
432	2018	134	1955
410	2014	137	1973
402	2009	142	1982
393	2008	158	1956

### OPP (SEASON)

MOST		FEWEST	
394	2019	138	1982
384	2018	144	1960
378	2016	158	1955
372	2009	161	1961
369	2020	165	1953
364	2004	196	1956

## PASSING YARDS

### COLTS MOST (GAME-GROSS)

472	at K.C., Oct. 31, 2004
469	vs. Min, Dec. 16, 1962
464	vs. Hou, Sept. 30, 2018
440	vs. Jax, Sept. 25, 2000
433	at Hou, Sept. 12, 2010
433	vs. Mia, Nov. 4, 2012

### OPP MOST (GAME-GROSS)

538	at Min, Sept. 28, 1969
522	at Pit, Oct. 26, 2014
496	vs. NYJ, Sept. 24, 1972
476	at Den, Sept. 26, 2010
474	at T.B., Dec. 8, 2019
469	vs. T.B., Oct. 16, 1988

### MOST BOTH TEAMS (GROSS)

922	at Pit, Oct. 26, 2014
872	vs. NYJ, Sept. 24, 1972
861	at K.C., Oct. 31, 2004
844	at Bal, Oct. 11, 2021
839	vs. Hou, Sept. 30, 2018
801	at Den, Sept. 26, 2010
787	vs. G.B., Sept. 26, 2004

### FEWEST BOTH TEAMS (GROSS)

124	vs. Buf, Dec. 17, 1978
128	at Buf, Nov. 28, 1982
142	at Mia, Nov. 23, 1975
144	at N.E., Oct. 19, 1975

### COLTS FEWEST (GAME-GROSS)

21	at Cle, Nov. 11, 1956
35	vs. Mia, Dec. 9, 1973
44	vs. Buf, Oct. 18, 1974
49	vs. Cle, Sept. 26, 1971
53	vs. L.A. Rams, Nov. 22, 1953

### OPP FEWEST (GAME-GROSS)

46	vs. Was, Oct. 26, 1958
46	at Buf, Dec. 1, 1974
47	vs. Hou, Oct. 14, 1979
48	at Hou, Oct. 23, 2005
50	at G.B., Nov. 24, 1991

### COLTS MOST (GAME-NET)

472	at K.C., Oct. 31, 2004
451	vs. Min, Dec. 16, 1962
440	vs. Jax, Sept. 25, 2000
437	vs. Hou, Sept. 30, 2018
426	at Atl, Nov. 12, 1967
419	vs. Atl, Sept. 17, 1967
419	at Hou, Sept. 12, 2010
419	vs. Mia, Nov. 4, 2012

### OPP MOST (GAME-NET)

530	at Min, Sept. 28, 1969
522	at Pit, Oct. 26, 2014
522	vs. Chi, Oct. 9, 2016
490	vs. NYJ, Sept. 24, 1972
472	at Den, Sept. 26, 2010

### COLTS FEWEST (GAME-NET)

1	vs. Buf, Oct. 13, 1974
4	at Cle, Sept. 16, 1973
5	at Cle, Nov. 11, 1956
9	vs. L.A. Rams, Nov. 22, 1953
11	at N.E., Oct. 23, 1977

### OPP FEWEST (GAME-NET)

6	at Hou, Oct. 23, 2005
13	vs. T.B., Oct. 3, 1976
16	vs. Was, Oct. 26, 1958
23	at N.E., Dec. 6, 1992
27	vs. Hou, Oct. 14, 1979

### COLTS (SEASON-GROSS)

MOST		FEWEST	
5,062	2014	1,613	1982
4,732	2004	1,625	1953
4,700	2010	1,746	1973
4,605	2009	1,795	1955
4,595	2018	1,995	1954

### OPP (SEASON-GROSS)

MOST		FEWEST	
4,411	2016	1,920	1982
4,365	2015	2,027	1971
4,232	2004	2,068	1960
4,231	2019	2,248	1958
4,228	1981	2,288	1955
4,123	2017		

### COLTS (SEASON-NET)

MOST		FEWEST	
4,894	2014	1,257	1953
4,623	2004	1,439	1982
4,609	2010	1,475	1973
4,515	2009	1,631	1955
4,461	2018	1,659	1954

### OPP (SEASON-NET)

MOST		FEWEST	
4,200	2016	1,726	1960
4,128	1981	1,739	1971
4,114	2015	1,823	1982
3,982	2019	1,913	1961
3,944	2017	1,993	1958



# REGULAR TEAM



3,892 2004

## MOST BOTH TEAMS (NET)

918	vs. Chi, Oct. 9, 2016
907	at Pit, Oct. 26, 2014
859	at K.C., Oct. 31, 2004
822	vs. NYJ, Sept. 24, 1972
797	at Den, Sept. 26, 2010

## FEWEST BOTH TEAMS (NET)

54	at N.E., Oct. 19, 1975
81	at Mia, Nov. 23, 1975
86	vs. Buf, Dec. 17, 1978
109	vs. Hou, Oct. 14, 1979
112	at Buf, Oct. 14, 1973

## COMPLETION PERCENTAGE

### COLTS BEST (GAME-20 ATT)

85.3	at Jax, Dec. 18, 2008 (29-34)
83.9	vs. Atl, Dec. 14, 2003 (26-31)
83.3	at Buf, Oct. 16, 1994 (20-24)
82.6	vs. Cle, Sept. 25, 2005 (19-23)
82.1	at Den, Oct. 29, 2006 (32-39)

### OPP BEST (GAME-20 ATT)

96.7	at N.O., Dec. 16, 2019 (29-30)
95.0	at Jax., Sept. 13, 2020 (20-27)
90.5	at Dal, Dec. 21, 2014 (18-20)
88.6	at N.O., Oct. 23, 2011 (31-35)
86.4	at N.O., Nov. 18, 2001 (19-22)
86.2	vs. Oak, Oct. 28, 1973 (25-29)
86.0	at Bal, Oct. 11, 2021 (37-43)
85.7	at Hou, Sept. 21, 1980 (18-21)

### COLTS (SEASON)

BEST	WORST
67.38	2005 39.50
67.21	2020 45.67
67.18	2008 49.87
67.08	2018 50.00
66.98	2004 50.12

### OPP (SEASON)

BEST	WORST
71.20	2011 45.87
70.84	2018 46.28
70.10	2019 47.38
68.40	2008 48.32
67.39	2005 48.72
66.54	2010 49.59

## SACKS ALLOWED

### COLTS MOST (GAME)

12	vs. Stl, Oct. 26, 1980
10	vs. T.B., Sept. 9, 1979
9	at N.E., Nov. 6, 2022
8	at Buf, Dec. 1, 1974
8	vs. N.E., Nov. 26, 1978
8	vs. Sea, Sept. 14, 1997
8	at Det, Nov. 23, 1997

### OPP MOST (GAME)

11	at L.A. Rams, Nov. 22, 1964
11	vs. Cle, Sept. 6, 1992
10	at Buf, Nov. 13, 1977
10	at K.C., Nov. 2, 1980
10	vs. Jax, Oct. 22, 2017

### COLTS (SEASON)

MOST	FEWEST
62	1997 13
58	1984 14
57	1991 2004
56	2017 2008
	15 2006

16 2010

## OPP (SEASON)

MOST	FEWEST
59	1975 11
57	1964 13
56	1976 20
47	1966 21
47	1977 21

## YARDS LOST - SACKS

### COLTS YDS LOST SACKS (GAME)

91	vs. N.E., Nov. 26, 1978
73	vs. K.C., Sept. 28, 1970
73	vs. Stl, Oct. 26, 1980
72	at Buf, Dec. 1, 1974
72	vs. Cle, Dec. 1, 1991

### OPP YDS LOST SACKS (GAME)

102	at L.A. Rams, Nov. 22, 1964
97	at Min, Sept. 23, 1962
76	at Buf, Oct. 10, 1971
75	at Min, Nov. 17, 1963
74	at NYJ, Oct. 26, 1975
74	vs. T.B., Oct. 3, 1976

### COLTS (SEASON)

MOST	FEWEST
487	1991 86
480	1978 89
436	1984 90
424	1990 91
418	1997 95

### OPP (SEASON)

MOST	FEWEST
496	1975 97
489	1964 100
461	1976 121
407	1961 155
401	1966 157

## TURNOVERS

### PASSES HAD INTERCEPTED

### COLTS MOST (GAME)

8	vs. NYJ, Sept. 23, 1973
6	at G.B., Oct. 8, 1961
6	vs. Mia, Sept. 10, 1978
6	at S.D., Nov. 11, 2007

### OPP MOST (GAME)

7	vs. L.A. Rams, Dec. 4, 1954
7	vs. Chi, Oct. 2, 1960

### MOST BOTH TEAMS

9	at Phi, Nov. 15, 1953
9	at NYJ, Oct. 18, 1970
9	vs. NYJ, Sept. 23, 1973

### COLTS (SEASON)

MOST	FEWEST
30	1978 7
29	1961 8
28	1998 9
27	1953 2006
27	1966 2017
27	1969 10
	11 (6 times)
	11 (5 times)

### OPP (SEASON)

MOST	FEWEST
40	1959 5
35	1958 8
32	1967 8
30	1960 9
30	1977 1990

## FUMBLES

### COLTS MOST (GAME)



# REGULAR TEAM



7	vs. Mia, Oct. 23, 1983
6	at NYJ, Nov. 14, 1971
6	vs. NYJ, Sept. 28, 1986
6	at NYJ, Nov. 16, 1986
6	vs. Jax, Nov. 23, 2014

## OPP MOST (GAME)

8	at N.E., Oct. 7, 1973
---	-----------------------

## COLTS (SEASON)

MOST		FEWEST	
41	1986	8	2020
38	1978	10	1998
37	1972	11	2009
36	1979	13	1967
	1987		2006
			2008
		14	2005
			2007
			2010
			2013

## OPP (SEASON)

MOST		FEWEST	
43	1987	11	2012
42	1953	11	1982
41	1986	14	1970
37	2002	15	2011
36	1978	16	2000
	2004		2001
			2019

## FUMBLES LOST

### COLTS MOST (GAME)

5	at Det., Oct. 20, 1957
5	at G.B., Sept. 29, 1963

### OPP MOST (GAME)

5	vs. L.A. Rams, Nov. 23, 1958
---	------------------------------

### COLTS (SEASON)

MOST		FEWEST	
25	1963	4	2013
22	1972		2020
21	1953	5	1998
	1979		2007
20	1986		2008
	1993		2009
		6	2017
		7	2004
			2016
		8	1955
			1967
			1988
			2005
			2010

### OPP (SEASON)

MOST		FEWEST	
27	1953	3	2012
25	1987	6	1982
22	1973	7	2017
21	1976	8	1961
20	1978		1967
	1988		2000
			2015
			2019

## TOTAL TURNOVERS

### COLTS MOST (GAME)

8	at G.B., Oct. 8, 1961 (6i/2f)
8	vs. Cle, Sept. 26, 1971 (5i/3f)
8	vs. NYJ, Sept. 23, 1973 (8i)

### OPP MOST (GAME)

9	vs. L.A. Rams, Nov. 23, 1958 (5f/4i)
9	at L.A. Rams, Dec. 4, 1954 (7i/2f)

8	at S.F., Nov. 29, 1954 (5i/3f)
8	vs. Chi, Oct. 2, 1960 (7i/1f)
8	at Phi, Nov. 15, 1963 (6i/2f)

## COLTS (SEASON)

MOST		FEWEST	
48	1953	14	2013
47	1978	15	2017
44	1962		2020
42	1961	17	2008
40	1979	18	1975
		19	1964
			2005
			2006
			2007

## OPP (SEASON)

MOST		FEWEST	
56	1953	11	1982
52	1958	15	2012
49	1959	17	2011
47	1977	19	1998
45	1987	20	2017

## TURNOVER DIFFERENTIAL

### COLTS (SEASON)

BEST		WORST	
+30	1958	-18	1961
+26	1959	-14	1969
+23	1975	-14	1993
+22	1964	-14	1998
+21	1977	-13	1974
		-13	2001

## PENALTIES

### GAME

### COLTS MOST

16	at Den, Dec. 11, 1983
15	at Buf, Sept. 18, 1983
14	at K.C., Sept. 2, 1979
14	at Buf, Sept. 21, 1997

### OPP MOST

19	vs. Buf, Sept. 23, 2001
17	vs. Pit, Oct. 30, 1977
16	vs. Chi, Dec. 5, 1965
15	vs. Chi, Nov. 21, 1954
15	at NYJ, Sept. 8, 1996
15	vs. S.D., Nov. 3, 1996
15	at N.E., Sept. 19, 1999

### COLTS FEWEST

0	vs. S.F., Oct. 26, 1969
0	at GB, Sept. 10, 1966
0	vs. NYJ, Oct. 30, 1994
0	at K.C., Dec. 15, 1996
0	at Cle, Dec. 26, 1999
0	vs. CAR, Dec. 22, 2019

### OPP FEWEST

0	at L.A. Rams, Dec. 18, 1965
0	vs. Stl, Oct. 12, 1964

## SEASON

COLTS MOST		FEWEST	
137	1979	51	1960
122	1992	52	1967
120	1983	52	1982



# REGULAR TEAM



108	2018	53	1956
106	2015	55	1958
	1981		
	1997		
	1998		
	2004		

OPP MOST		FEWEST	
133	2015	58	1963
131	2018	59	1960
130	1999		1964
128	2012		1982
125	2016	60	1957
123	2003		1958

## YARDS PENALIZED - GAME

COLTS MOST	
153	at Buf, Sept. 18, 1983
151	at Buf, Oct. 19, 1986
131	at Ten, Oct. 23, 2016
127	at Chi, Oct. 16, 1955
126	at Mia, Oct. 15, 1987

OPP MOST	
148	vs. Chi, Nov. 21, 1954
146	vs. N.E., Nov. 4, 2007
145	at Jax, Oct. 2, 2016
142	vs. Chi, Dec. 5, 1965
139	vs. Dal, Oct. 15, 1972

## YARDS PENALIZED - SEASON

COLTS MOST		FEWEST	
1,239	1979	433	1982
986	1983	458	1967
958	1992	483	1973
953	2018	504	1960
943	1995	507	1956

OPP MOST		FEWEST	
1,208	2012	466	1982
1,168	2015	486	1956
1,159	2016	538	1960
1,115	2018	543	2008
1,093	1999	546	1957

## PUNTS

### PUNTS (GAME)

COLTS MOST	
12	at NYJ, Sept. 25, 1977
12	at Buf, Oct. 6, 1996
11	at Chi, Oct. 10, 1954
11	at S.F., Nov. 29, 1964
11	at Mia, Nov. 11, 1973
11	at N.E., Oct. 19, 1975

OPP MOST (GAME)	
11	vs. NYJ Sept. 19, 1971
11	at K.C. Sept. 2, 1979
11	at Buf Oct. 6, 1996
11	vs. Hou Dec. 1, 2002
11	vs. Cin Oct. 19, 2014

MOST BOTH TEAMS	
23	at Buf, Oct. 6, 1996
21	at K.C. Sept. 2, 1979
20	vs. Den Spet. 11, 1983
20	vs. Hou Dec. 1, 2002
20	vs. N.O. Oct. 25, 2015

COLTS FEWEST	
--------------	--

0	vs. Cle., Nov. 1, 1959
0	vs. Det., Nov. 19, 1967
0	at S.D., Nov. 7, 1976
0	vs. N.E., Sept. 1, 1991
0	vs. Buf., Sept. 23, 2001
0	vs. Ten., Dec. 5, 2004
0	at Hou., Oct. 23, 2005
0	at Jax., Sept. 13, 2020

### OPP FEWEST

0	at S.F. 12/13/53
0	vs. G.B. 11/6/60
0	at Dal 9/4/78
0	at Phi 11/15/81
0	at Buf 9/9/90
0	vs. Jax 12/2/07

### PUNTS (SEASON)

COLTS MOST		FEWEST	
101	1979	42	1961
98	1984	46	1982
94	1978	48	2006
91	1983	49	1966
88	2011		1967
			1968
			2020

OPP MOST		FEWEST	
95	1979	41	1982
90	2014	47	1973
			2006
88	1971	48	1981
83	1975	50	1959
	1999	52	2004
	2014		
82	1987		
	2000		

### PUNTING AVERAGE

COLTS (SEASON)		BEST		WORST	
48.41	2016	34.47		1957	
47.67	2015	36.21		1979	
47.57	2012	37.14		1974	
46.70	2014	37.19		1954	
46.57	2011	37.29		1958	

OPP (SEASON)		BEST		WORST	
47.52	2016	35.74		1978	
47.50	2014	36.21		1977	
47.04	2012	36.89		1976	
46.41	1960	37.17		1987	
46.30	2019	37.40		1973	

## INTERCEPTION RETURN YDS.

### INTERCEPTION RETURN YARDS

COLTS MOST (GAME)	
144	vs. G.B., Nov. 2, 1958
138	at Chi, Nov. 17, 1957
136	at S.F., Oct. 13, 1968
135	vs. Cle, Dec. 10, 1989
126	at N.E., Dec. 11, 1994

OPP MOST (GAME)	
162	at Den, Nov. 27, 1977
161	at G.B., Oct. 19, 2008
143	vs. S.D., Nov. 4, 1984
132	vs. N.E., Nov. 15, 1992



# REGULAR TEAM



129	vs. NYJ, Dec. 15, 1974		
<b>COLTS (SEASON)</b>			
<b>MOST</b>	<b>FEWEST</b>		
577	1959	75	1985
514	1958	87	1974
493	1975	97	1998
483	1968	100	2016
453	1967	106	1969

<b>OPP (SEASON)</b>			
<b>MOST</b>		<b>FEWEST</b>	
545	2001	109	2020
529	1978	111	1975
469	1953	117	1983
461	1992	119	1964
438	1966	119	2011
<b>COLTS MOST TDS</b>			
4	1959/1965/1968/1975/1996/2012/2015/2020		
3	1967/1970/1994		
<b>OPP MOST TDS</b>			
6	2001		
4	1973/1992/2010/2017		

## PUNT RETURNS

### PUNT RETURNS

<b>COLTS MOST (GAME)</b>	
9	at L.A. Rams, Nov. 22, 1964
9	vs. L.A. Rams, Nov. 27, 1966
9	at K.C., Sept. 2, 1979
8	vs. Det., Oct. 10, 1965
8	vs. NYJ, Sept. 19, 1971
8	vs. T.B., Oct. 3, 1976
8	at N.E., Nov. 11, 1990
8	vs. Buf., Oct. 13, 1974
8	vs. Den., Oct. 22, 1978
8	vs. S.D., Nov. 26, 1989
8	vs. N.O., Oct. 25, 2015

<b>COLTS (SEASON)</b>			
<b>MOST</b>		<b>FEWEST</b>	
53	1963	12	1981
48	1955	14	1982
48	1964	22	2008
45	1965		2016
	1966	23	1960
	2014		2006
		24	1973
			2004
			2005
			2018
			2019

<b>OPP (SEASON)</b>			
<b>MOST</b>		<b>FEWEST</b>	
62	1984	15	1960
55	1983	17	2016
53	1978	18	1961
52	1986	19	1963
51	1975		1968
	1989		2017

### PUNT RETURN YARDS

<b>COLTS MOST (GAME)</b>	
195	vs. Car, Dec. 22, 2019
164	vs. NYJ, Sept. 19, 1971
148	at G.B., Oct. 14, 1956
141	vs. S.D., Nov. 3, 1996
124	at N.E., Nov. 11, 1990

111	vs. Buf., Nov. 25, 2012
<b>OPP MOST (GAME)</b>	
145	vs. Stl., Nov. 10, 2013
123	at K.C., Nov. 2, 1980
117	vs. N.E., Nov. 15, 2009
117	at N.E., Nov. 18, 2012
114	at G.B., Dec. 7, 1968
<b>COLTS LEAST (GAME)</b>	
-8	at S.D., Oct. 23, 1988
-5	at Pit., Nov. 22, 1992
-5	at S.D., Nov. 11, 2007

<b>OPP LEAST (GAME)</b>	
-5	vs. Hou., Sept. 13, 1992
-4	vs. Phi., Dec. 6, 1970
-3	vs. Hou., Dec. 31, 2017

<b>COLTS (SEASON)</b>			
<b>MOST</b>		<b>FEWEST</b>	
485	1963	56	1981
453	1964	78	1982
449	1985	108	2011
447	1996	127	1960
439	1975	129	1973

<b>OPP (SEASON)</b>			
<b>MOST</b>		<b>FEWEST</b>	
642	1983	48	1960
600	1984	62	1968
572	1985	71	1955
558	1989	80	2017
550	2011	93	2018

<b>COLTS MOST TDS (SEASON)</b>	
2	2019
<b>OPP MOST TDS (SEASON)</b>	
3	2015
2	1956

### FAIR CATCHES

<b>COLTS MOST (GAME)</b>	
6	vs. Cin., Oct. 19, 2014
6	vs. Jax., Oct. 4, 2015
5	vs. Det., Dec. 7, 1969
5	at N.E., Oct. 3, 1971
5	vs. L.A. Rams, Nov. 8, 1971
5	vs. G.B., Oct. 7, 2012
5	vs. Den., Oct. 27, 2019

<b>OPP MOST (GAME)</b>	
6	at S.F., Oct. 13, 1968
6	vs. Jax., Oct. 22, 2017
5	at Mia., Nov. 11, 1979

<b>MOST (SEASON)</b>			
<b>COLTS</b>		<b>OPP</b>	
34	1971	27	2017
28	2015	24	1979
	2018		
26	1970	23	2015
25	2005	22	2010
	2013	21	1973
	2014		2000
24	1992		2011
	2010		
	2011		

## KICKOFF RETURNS

### KICKOFF RETURNS

<b>COLTS MOST (GAME)</b>	
9	at Chi., Oct. 21, 1956
9	at N.E., Nov. 18, 1979
9	at Buf., Sept. 21, 1997



# REGULAR TEAM



9	at Bal, Dec. 2, 2001
9	vs. S.D., Nov. 28, 2010

### OPP MOST (GAME)

10	vs. Buf, Dec. 12, 1976
10	vs. Den, Oct. 31, 1988
9	at N.O., Sept. 28, 2003
9	vs. Ten, Dec. 5, 2004

### COLTS (SEASON)

MOST	FEWEST
84	1981
	17
	2018
	2001
	28
	2017
74	1978
	31
	2011
74	1986
	2019
71	1998
	32
	1971
70	1979
	2016
	34
	1958

### OPP (SEASON)

MOST	FEWEST
93	2003
	8
	2015
92	2004
	19
	2011
89	2005
	2019
87	2001
	24
	2017
83	1999
	25
	1982
	26
	2014

### KICKOFF RETURN YARDS

### COLTS MOST (GAME)

274	vs. NYJ, Sept. 24, 1972
252	vs. S.D., Dec. 26, 2004
225	vs. Pit, Nov. 28, 2022
219	at Dal, Sept. 4, 1978
213	vs. Sea, Sept. 14, 1997
212	at Cle, Oct. 11, 2020
204	at Chi, Oct. 21, 1956
204	vs. Cin, Oct. 11, 1981

### OPP MOST (GAME)

268	at Sea, Oct. 15, 2000
266	at Hou, Oct. 23, 2005
249	vs. NYJ, Nov. 16, 2003
233	at Hou, Sept. 23, 2007
230	vs. Chi, Oct. 4, 1958
230	vs. N.E., Dec. 21, 1975

### COLTS LEAST (GAME)

0	(43 times) Last: vs. Car Dec. 22, 2019
---	--

### OPP LEAST (GAME)

-2	at G.B., Oct. 19, 2008
----	------------------------

### COLTS (SEASON)

MOST	FEWEST
1,832	2001
	337
	2018
1,651	1981
	578
	2011
1,648	1978
	590
	2017
1,545	2004
	679
	1971
1,510	2003
	707
	2019

### OPP (SEASON)

MOST	FEWEST
2,029	2006
	156
	2015
	2007
	441
	2017
2,006	2001
	470
	2019
1,999	2003
	538
	1982

1,978	2005	551	1993
1,960	2004		

### COLTS MOST TDS (SEASON)

2	1958/1968
---	-----------

### OPP MOST TDS (SEASON)

3	2007
2	1977/2003/2006

## COMEBACKS AND LEADS LOST

### COLTS LARGEST COMEBACKS

Deficit	Date	Opponent	Trailed/Qtr.	Result
28*	1/4/2014	Kansas City	10-38/3rd	W 45-44
21	11/9/1975	@ Buffalo	7-28/2nd	W 42-35
21	9/10/1995	@ N.Y. Jets	3-24/3rd	W 27-24 OT
21	10/8/1995	@ Miami	3-24/3rd	W 27-24 OT
21	10/6/2003	@ Tampa Bay	14-35/4th	W 38-35 OT
21	10/18/2020	Cincinnati	0-21/2nd	W 31-27
20	11/30/1958	San Francisco	7-27/3rd	W 35-27
18	12/18/1977	New England	3-21/3rd	W 30-24
18	10/9/1977	Miami	10-28/2nd	W 45-28
18	9/15/1996	@ Dallas	3-21/2nd	W 25-24
18	10/7/2012	Green Bay	3-21/3rd	W 30-27
18	11/3/2013	@ Houston	6-24/3rd	W 27-24
17	10/12/1958	@ Green Bay	0-17/2nd	W 24-17
17	11/29/1970	Chicago	0-17/2nd	W 21-20
17	12/27/1992	@ Cincinnati	0-17/3rd	W 21-17
17	10/17/2005	St. Louis	0-17/2nd	W 45-28
17	10/5/2008	@ Houston	10-27/4th	W 31-27
17	11/15/2009	New England	14-31/4th	W 35-34
17	11/29/2009	@ Houston	0-17/2nd	W 35-27

\*Postseason

### COLTS LARGEST LEADS LOST

Lead	Date	Opponent	Ahead / Qtr.	Result
26	9/21/1997	@ Buffalo	26-0/2nd	L 35-37
24	10/20/1957	@ Detroit	27-3/3rd	L 27-31
21	10/27/1957	Green Bay	21-0/4th	L 21-24
21	10/18/1998	@ San Francisco	21-0/2nd	L 31-34
21	9/19/1999	@ New England	28-7/2nd	L 28-31
21	9/10/2000	Oakland	21-0/2nd	L 31-38
19	10/11/2021	@ Baltimore	22-3/3rd	L 25-31 OT
19	12/11/1983	@ Denver	19-0/4th	L 19-21
17	9/9/1979	Tampa Bay	17-0/2nd	L 26-29
17	10/9/1988	@ Buffalo	17-0/2nd	L 23-34
17	10/9/2011	Kansas City	24-7/2nd	L 24-28
17	12/27/2020	@ Pittsburgh	24-7/3rd	L 24-28
14	10/31/2021	Tennessee	14-0/2nd	L 31-34 OT
14	10/1/1978	Philadelphia	14-0/4th	L 14-17
14	12/8/1991	@ New England	17-3/3rd	L 17-23 OT
14	9/18/1994	@ Pittsburgh	14-0/2nd	L 21-31
14	10/23/1994	Washington	17-3/2nd	L 27-41
14	11/29/1998	@ Baltimore	24-10/2nd	L 31-38
14	12/6/1998	@ Atlanta	21-7/2nd	L 21-28
14	11/18/2001	@ New Orleans	14-0/1st	L 20-34
14	12/3/2006	@ Tennessee	14-0/2nd	L 17-20
14	10/16/2016	@ Houston	23-9/4th	L 23-26 OT

