GAME RELEASE

VS.

WEEK 4 | SUN. OCT. 4 | 1:25 PM PT

GAME RELEASE

213.719.6600 | Chargers.com | @Chargers

Josh.Rupprecht@Chargers.NFL.com | Jennifer.Rojas@Chargers.NFL.com
Brock.Anderson@Chargers.NFL.com | Leonie.Strehl@Chargers.NFL.com | Ricky.Martinez@Chargers.NFL.com

CHARGERS HEAD TO SEATTLE IN WEEK 4

The Los Angeles Chargers head to the Pacific Northwest in Week 4 to face off with the Seattle Seahawks. Kickoff from Lumen Field on Sun., Oct. 4 is at 1:25 p.m. PT. Andrew Catalon, Logan Ryan and A.J. Ross have the call on CBS, while Matt "Money" Smith, Daniel Jeremiah and Shannon Farren will broadcast on the Chargers Radio Network airwaves on KFI AM-640 as well as on SiriusXM 174 or 262 and on the SiriusXM app. Adrian Garcia-Marquez and Francisco Pinto will present the game in Spanish on Latino Mix 103.9/98.3 FM and TUDN Los Angeles 101.9 FM-HD3.

The Chargers have won three of the last five games against the former division foe, including a 25-17 victory in Seattle in 2018. The Seahawks have a 27-25 advantage in the all-time series. Every game in Seattle since 1998 between the teams has been decided by one score.

The Bolts defense totaled five takeaways in Week 3, bringing their season total to six to rank tied for No. 3 in the NFL in 2026. The unit features three players with multiple sacks this season — outside linebackers **Khalil Mack**, **Akheem Mesidor** and **Tuli Tuipulotu**, with each of them recording a sack last week. Rookie safety **Genesis Smith** is coming off a two-interception performance while linebacker **Daiyan Henley** recorded two fumble recoveries and forced another. Offensively, running back **Omarion Hampton** leads the team on the ground with 193 yards, two touchdowns and seven broken tackles.

Seattle enters its third season under Head Coach Mike Macdonald in 2026, having won a franchise-record 14 games last season en route to a Super Bowl championship. This season, the offense features wide receiver Jaxon Smith-Njigba, who leads the league in receptions (27), receiving yards (405) and touchdown catches (six). The defense is led by defensive tackle Leonard Williams' team-high 3.0 sacks.

Los Angeles returns home in Week 5 to face its second AFC West foe of the season. Kickoff against the Denver Broncos from SoFi Stadium is at 1:05 p.m. PT on Sun., Oct. 11.

BY THE NUMBERS

7 RB Omarion Hampton has recorded seven broken tackles, tied for the third-most in the NFL this season. He can be the fourth Charger to record 10 broken tackles within the first four games of a season since 2015.

2 With LB Daiyan Henley recovering two fumbles and S Genesis Smith picking off two passes last week, the Bolts are the only team this season and one of five since 2020 to have multiple players register at least two takeaways each in the same game.

ON THE CALL

TELEVISION: **CBS**
Play-by-play: Andrew Catalon
Analyst: Logan Ryan
Sideline: A.J. Ross

CHARGERS RADIO: **KFI AM-640**
Play-by-play: Matt "Money" Smith
Analyst: Daniel Jeremiah
Sideline: Shannon Farren

NATIONAL RADIO: **COMPASS**
Play-by-play: Troy Clardy
Analyst: Brian Baldinger

SPANISH RADIO:
LATINO MIX 103.9/98.3 FM
TUDN LOS ANGELES 101.9 FM-HD3
Play-by-play: Adrian Garcia-Marquez
Analyst: Francisco Pinto

CHARGERS MOBILE APP: Official team news, full game stats and live press conferences are available on the Chargers mobile app. For more details, visit Chargers.com/app.

2026 CHARGERS SCHEDULE

PRESEASON (1-2)

Wk	Date	Opponent	TV	Result
1	Thurs., Aug. 13	at Houston	CBS LA	W, 27-7
2	Thurs., Aug. 20	SAN FRANCISCO	CBS LA	L, 41-17
3	Thurs., Aug. 27	L.A. RAMS	CBS LA	L, 20-18

REGULAR SEASON (0-3)

Wk	Date	Opponent	TV	Time*/Res.
1	Sun., Sept. 13	ARIZONA	CBS	L, 26-14
2	Sun., Sept. 20	LAS VEGAS	CBS	L, 26-14
3	Sun. Sept. 27	at Buffalo	FOX	L, 24-16
4	Sun., Oct. 4	at Seattle	CBS	1:25 p.m.
5	Sun., Oct. 11	DENVER	CBS	1:05 p.m.
6	Sun., Oct. 18	at Kansas City	CBS	1:25 p.m.
7	—	*BYE*	—	—
8	Sun., Nov. 1	at L.A. Rams	FOX	1:05 p.m.
9	Sun., Nov. 8	HOUSTON	CBS	1:05 p.m.
10	Mon., Nov. 16	at Baltimore	ESPN	5:15 p.m.
11	Sun., Nov. 22	N.Y. JETS	FOX	1:05 p.m.
12	Sun., Nov. 29	NEW ENGLAND	NBC	5:20 p.m.
13	Sun., Dec. 6	at Tampa Bay	CBS	10:00 a.m.
14	Sun., Dec. 13	at Las Vegas	CBS	1:05 p.m.
15	Thurs., Dec. 17	SAN FRANCISCO	PRIME	5:15 p.m.
16	Sun., Dec. 27	at Miami	FOX	10:00 a.m.
17	TBD	KANSAS CITY	TBD	TBD
18	TBD	at Denver	TBD	TBD

**All Times Pacific*

HOME GAMES IN CAPS

2026 AFC WEST STANDINGS

Team	W	L	T	Pct.	PF	PA
Kansas City	3	0	0	1.000	88	50
Las Vegas	3	0	0	1.000	88	54
Denver	2	1	0	.667	60	70
L.A. Chargers	**0**	**3**	**0**	**.000**	**44**	**76**

RELEASE INDEX

Content	Page	Content	Page
The 2026 Schedule	2	Khalil Mack Notes	28
Seahawks Series History	3	Daiyan Henley Notes	30
The Matchup	4	Tuli Tuipulotu Notes	32
Connections	6	Cameron Dicker Notes	34
Joe Hortiz Notes	7	Other Player Notes	37
Jim Harbaugh Notes	8	Career Stats vs. Seahawks	39
Assistant Coaches	9	2026 Stats	42
Team Notes	10	2026 Game Summaries	44
Justin Herbert Notes	13	Rosters & Transactions	46
Ladd McConkey Notes	24	Media Information	54
Derwin James Jr. Notes	26		

BREAKING DOWN THE 2026 SCHEDULE

	SERIES BREAKDOWN	2026 RECORD	NOTES
	ALL-TIME: 11-6-0 **HOME:** 7-2-0 **AWAY:** 4-4-0 **LAST:** L, 26-14 — 2026 vs. Cardinals	**OVERALL:** 1-2-0 **HOME:** 0-1-0 **AWAY:** 1-1-0 **STANDING:** 4th NFC West	The Chargers hold an 11-5 (.688) all-time advantage against Arizona. Los Angeles has won five of the last seven games, including a 25-24 come-from-behind victory in 2022. The season-opening matchup is the second in the series to take place on Kickoff Weekend.
	ALL-TIME: 62-69-2 **HOME:** 32-34-1 **AWAY:** 30-35-1 **LAST:** L, 26-14 — 2026 vs. Raiders	**OVERALL:** 3-0-0 **HOME:** 1-0-0 **AWAY:** 2-0-0 **STANDING:** 2nd AFC West	The Chargers have won 17 of the past 23 home contests against the Raiders, scoring 20-plus points in all but five of those matchups. The Bolts ran off a streak of seven-straight home wins against the division rival from 2003-09. Over the last two seasons, Los Angeles has averaged 184.0 rushing yards in home games against the Raiders.
	ALL-TIME: 24-13-2 **HOME:** 13-6-1 **AWAY:** 11-7-1 **LAST:** L, 24-16 — 2026 at Bills	**OVERALL:** 3-0-0 **HOME:** 2-0-0 **AWAY:** 1-0-0 **STANDING:** 1st AFC East	Los Angeles heads to Buffalo for the first time since 2020, having won 11 of the 18 games on the road in the series. The Bolts have won two of the last three away games against the Bills and four of the last six games in the series overall.
	ALL-TIME: 22-27-0 **HOME:** 14-11-0 **AWAY:** 11-16-0 **LAST:** L, 37-23 — 2022 vs. Seahawks	**OVERALL:** 2-1-0 **HOME:** 1-0-0 **AWAY:** 1-1-0 **STANDING:** 2nd NFC West	The Chargers have won three of the last five games against the former division foe, including a 25-17 victory in Seattle in 2018. The Seahawks have a 27-25 advantage in the all-time series. Every game in Seattle since 1998 between the teams has been decided by one score.
	ALL-TIME: 58-73-1 **HOME:** 39-27-0 **AWAY:** 19-46-1 **LAST:** L, 19-3 — 2025 at Broncos	**OVERALL:** 2-1-0 **HOME:** 2-0-0 **AWAY:** 0-1-0 **STANDING:** 3rd AFC West	The Bolts hold a 39-27 regular-season home record against the Broncos. Last season, the Chargers defeated Denver, 23-20, in Week 3 to become the first team in 20 years to defeat three division teams in the first three weeks of a season. In all, the Chargers have posted 20-plus points in 13 of the past 20 home contests against the Broncos.
	ALL-TIME: 59-71-1 **HOME:** 32-32-1 **AWAY:** 27-39-0 **LAST:** W, 16-13 — 2025 at Chiefs	**OVERALL:** 3-0-0 **HOME:** 2-0-0 **AWAY:** 1-0-0 **STANDING:** 1st AFC West	The Chargers look to win in Kansas City for the second-straight year, which would be the first time with back-to-back wins on the road against the Chiefs since 2020-21. The 2025 victory saw the Bolts record five sacks and hold Kansas City to less than 200 net passing yards in what ended up being tied for the third-coldest game in Chargers history.
	ALL-TIME: 6-7-0 **HOME:** 4-1-0 **AWAY:** 2-6-0 **LAST:** W, 31-10 — 2022 vs. Rams	**OVERALL:** 1-2-0 **HOME:** 1-1-0 **AWAY:** 0-1-0 **STANDING:** 3rd NFC West	The Chargers have won three of the last five matchups overall against the Rams and have a 6-7 record in the all-time series. The most recent contest between the teams came on New Year's Day, with the Chargers winning 31-10. The 21-point victory was the largest for the Chargers over the Rams since 1979 and saw quarterback Justin Herbert throw for two scores.
	ALL-TIME: 6-4-0 **HOME:** 2-3-0 **AWAY:** 4-1-0 **LAST:** L, 20-16 — 2025 vs. Texans	**OVERALL:** 0-3-0 **HOME:** 0-2-0 **AWAY:** 0-1-0 **STANDING:** 4th AFC South	The Chargers host the Texans for the second-straight year, sporting a 6-4 record all-time in the regular season against Houston. The Bolts have eclipsed 20 points in all but one of those regular-season contests against the Texans.
	ALL-TIME: 5-10-0 **HOME:** 4-6-0 **AWAY:** 1-4-0 **LAST:** L, 30-23 — 2024 vs. Ravens	**OVERALL:** 2-1-0 **HOME:** 0-1-0 **AWAY:** 2-0-0 **STANDING:** 2nd AFC North	The Week 10 matchup marks just the sixth regular-season game the Chargers play in Baltimore against the Ravens. The Bolts beat the Ravens in the 2018 AFC Wild Card matchup, 23-17. The game marks the second *Monday Night Football* matchup in the series.
	ALL-TIME: 24-12-1 **HOME:** 14-16-0 **AWAY:** 10-6-1 **LAST:** W, 27-6 — 2023 vs. Jets	**OVERALL:** 1-2-0 **HOME:** 0-1-0 **AWAY:** 1-1-0 **STANDING:** 2nd AFC East	Los Angeles plays the Jets at home for the first time since 2020, when Justin Herbert threw for 366 yards and three touchdowns in a six-point victory at SoFi Stadium. The Chargers have an all-time record of 24-12-1 against the Jets, including wins in the last five matchups. Los Angeles won the most recent game in the series on the road in 2023, 27-6.
	ALL-TIME: 16-24-2 **HOME:** 6-12-1 **AWAY:** 10-12-1 **LAST:** W, 40-7 — 2024 at Patriots	**OVERALL:** 1-2-0 **HOME:** 1-0-0 **AWAY:** 0-2-0 **STANDING:** 3rd AFC East	Los Angeles faces New England for third time in four seasons, winning each of the last two contests. The Bolts won most recently in 2024, 40-7, to clinch a postseason berth behind wide receiver Ladd McConkey's eight receptions and two touchdown grabs. The matchup marks the fifth in the series to be played on *Sunday Night Football*.
	ALL-TIME: 8-5-0 **HOME:** 3-3-0 **AWAY:** 5-2-0 **LAST:** L, 40-17 — 2024 vs. Buccaneers	**OVERALL:** 0-3-0 **HOME:** 0-2-0 **AWAY:** 0-1-0 **STANDING:** 4th NFC South	With a regular-season record of 8-5 (.615) against the Buccaneers, the Bolts head to Tampa Bay for the first time since 2020. Four of the past seven games between the teams were decided by one score. In the all-time series, the Chargers are 5-1 when scoring 25-plus points.
	ALL-TIME: 8-7-0 **HOME:** 5-3-0 **AWAY:** 3-4-0 **LAST:** L, 22-16 — 2022 at 49ers	**OVERALL:** 3-0-0 **HOME:** 2-0-0 **AWAY:** 1-0-0 **STANDING:** 1st NFC West	In seven of 15 games against the 49ers, the Chargers have posted 20-plus points, including five-straight wins from 2002-18. Los Angeles won the last three home contests against San Francisco, averaging 27.7 points. The Chargers won the lone *Thursday Night Football* matchup in the series, 34-7 — a 2010 Week 15 home bout in December.
	ALL-TIME: 16-18-0 **HOME:** 11-9-0 **AWAY:** 5-9-0 **LAST:** W, 29-27 — 2025 at Dolphins	**OVERALL:** 0-3-0 **HOME:** 0-1-0 **AWAY:** 0-2-0 **STANDING:** 4th AFC East	The Chargers head to Miami for the second-straight year, looking to win again after a 29-27 victory in Week 6 last season. The Dolphins hold an 18-16 mark all-time between the teams, while Los Angeles has an 11-2 record in the series when scoring at least 25 points.

CHARGERS-SEAHAWKS SERIES HISTORY

SERIES BREAKDOWN

All-Time Series Record . . . . . 25-27 (.481)
Regular Season Series Record . . . . . 25-27 (.481)
Chargers All-Time at Seahawks . . . . . 11-16 (.407)
Current Streak . . . . . L, One (1) game
Last Meeting . . . . . Oct. 23, 2022 vs. Sea. — L, 37-23
Longest Chargers Win Streak . . . . . Eight (8) games (1977-81)
Longest Seahawks Win Streak . . . . . Seven (7) games (1984-87)
Head Coach Jim Harbaugh vs. Seahawks . . . . . 4-4 (.500)
Harbaugh All-Time vs. Seahawks* . . . . . 8-7 (.533)
Most Career GP vs. Seahawks . . . . . S Tony Jefferson (8)
*(Including years as assistant coach)

TEAM SUPERLATIVES AGAINST SEAHAWKS

Most Points Scored . . . . . 37 — Dec. 10, 1978 vs. Sea.
Fewest Points Allowed . . . . . 6 — Last: Oct. 4, 1992 vs. Sea.
Average Points Scored 20.9
Average Points Allowed 21.2
Most Points (Combined) . . . . . 84 — Sept. 15, 1985 vs. Sea.
Fewest Points (Combined) . . . . . 17 — Oct. 29, 1989 at Sea.
Largest Margin of Victory . . . . . 27 — Dec. 10, 1978 vs. Sea.
Most Total Net Yards . . . . . 557 — Sept. 15, 1985 vs. Sea.
Fewest Total Net Yards Allowed . . . . . 128 — Nov. 5, 2000 at Sea.
Most First Downs . . . . . 32 — Sept. 15, 1985 vs. Sea.
Fewest First Downs Allowed . . . . . 9 — Nov. 5, 2000 at Sea.
Most Net Passing Yards . . . . . 494 — Sept. 15, 1985 vs. Sea.
Fewest Net Passing Yards Allowed . . . . . 70 — Oct. 4, 1992 vs. Sea.
Most Rushing Yards . . . . . 197 — Sept. 7, 1980 at Sea.
Fewest Rushing Yards Allowed . . . . . 37 — Nov. 10, 1991 vs. Sea.
Most Takeaways . . . . . 6 — Sept. 2, 1979 at Sea.
Fewest Giveaways . . . . . 0 — Last: Nov. 4, 2018 at Sea.

MOST RECENT SINGLE-GAME HIGHS

Category	Date	Opp./Loc.	Player	No.
Completions	Dec. 30, 2001	vs. Sea.	D.Flutie	34
Comp. Pct.*	Oct. 14, 1979	vs. Sea.	D.Fouts	80.0
Passing Yards	Sept. 26, 2010	at Sea.	P.Rivers	455
Passing TDs	Sept. 15, 1985	vs. Sea.	D.Fouts	4
Passer Rating*	Oct. 14, 1979	vs. Sea.	D.Fouts	133.1
Rushing Yards	Nov. 16, 1981	at Sea.	C.Muncie	151
Rushing TDs	Nov. 10, 1991	vs. Sea.	M.Butts	2
Receptions	Sept. 10, 1995	vs. Sea.	T.Martin	13
Receiving Yards	Sept. 15, 1985	vs. Sea.	W.Chandler	243
Receiving TDs	Sept. 14, 2014	vs. Sea.	A.Gates	3
Scrim. Yards	Sept. 15, 1985	vs. Sea.	W.Chandler	243
Scrim. TDs	Sept. 14, 2014	vs. Sea.	A.Gates	3
Tackles	Dec. 29, 2002	vs. Sea.	R.Harrison	12
Sacks	Oct. 22, 1995	at Sea.	L.O'Neal	4.0
Interceptions	Dec. 24, 2006	at Sea.	C.Hart	2
FGs Made	Sept. 5, 1993	vs. Sea.	J.Carney	6
Net Punt Avg.**	Sept. 21, 1997	at Sea.	D.Bennett	52.5

**Min. 20 Pass Attempts*
***Min. Three Punts*

ALL-TIME GAMES AGAINST SEAHAWKS

Date	Opponent	Result	Venue
Nov. 27, 1977	at Seattle	W, 30-28	Kingdome
Sept. 3, 1978	at Seattle	W, 24-20	Kingdome
Dec. 10, 1978	vs. Seattle	W, 37-10	San Diego Stadium
Sept. 2, 1979	at Seattle	W, 33-16	Kingdome
Oct. 14, 1979	vs. Seattle	W, 20-10	San Diego Stadium
Sept. 7, 1980	at Seattle	W, 34-13	Kingdome
Dec. 13, 1980	vs. Seattle	W, 21-14	Jack Murphy Stadium
Oct. 4, 1981	vs. Seattle	W, 24-10	Jack Murphy Stadium
Nov. 16, 1981	at Seattle	L, 44-23	Kingdome
Sept. 18, 1983	at Seattle	L, 34-31	Kingdome
Oct. 9, 1983	vs. Seattle	W, 28-21	Jack Murphy Stadium
Sept. 9, 1984	at Seattle	L, 31-17	Kingdome
Oct. 29, 1984	vs. Seattle	L, 24-0	Jack Murphy Stadium
Sept. 15, 1985	vs. Seattle	L, 49-35	Jack Murphy Stadium
Oct. 6, 1985	at Seattle	L, 26-21	Kingdome
Oct. 6, 1986	at Seattle	L, 33-7	Kingdome
Dec. 14, 1986	vs. Seattle	L, 34-24	Jack Murphy Stadium
Nov. 22, 1987	at Seattle	L, 34-3	Kingdome
Sept. 18, 1988	vs. Seattle	W, 17-6	Jack Murphy Stadium
Oct. 30, 1988	at Seattle	L, 17-14	Kingdome
Oct. 15, 1989	vs. Seattle	L, 17-16	Jack Murphy Stadium
Oct. 29, 1989	at Seattle	L, 10-7	Kingdome
Nov. 4, 1990	at Seattle	W, 31-14	Kingdome
Nov. 25, 1990	vs. Seattle	L, 13-10 (OT)	Jack Murphy Stadium
Oct. 27, 1991	at Seattle	L, 20-9	Kingdome
Nov. 10, 1991	vs. Seattle	W, 17-14	Jack Murphy Stadium
Oct. 4, 1992	vs. Seattle	W, 17-6	Jack Murphy Stadium
Dec. 27, 1992	at Seattle	W, 31-14	Kingdome
Sept. 5, 1993	vs. Seattle	W, 18-12	Jack Murphy Stadium
Oct. 3, 1993	at Seattle	L, 31-14	Kingdome
Sept. 18, 1994	at Seattle	W, 24-10	Husky Stadium
Oct. 30, 1994	vs. Seattle	W, 35-15	Jack Murphy Stadium
Sept. 10, 1995	vs. Seattle	W, 14-10	Jack Murphy Stadium
Oct. 22, 1995	at Seattle	W, 35-25	Kingdome
Sept. 1, 1996	vs. Seattle	W, 29-7	Jack Murphy Stadium
Oct. 27, 1996	at Seattle	L, 32-13	Kingdome
Sept. 21, 1997	at Seattle	L, 26-22	Kingdome
Nov. 9, 1997	vs. Seattle	L, 37-31	Qualcomm Stadium
Oct. 25, 1998	vs. Seattle	L, 27-20	Qualcomm Stadium
Dec. 13, 1998	at Seattle	L, 38-17	Kingdome
Oct. 17, 1999	vs. Seattle	W, 13-10	Qualcomm Stadium
Dec. 12, 1999	at Seattle	W, 19-16	Kingdome
Sept. 24, 2000	vs. Seattle	L, 20-12	Qualcomm Stadium
Nov. 5, 2000	at Seattle	L, 17-15	Husky Stadium
Dec. 2, 2001	at Seattle	L, 13-10 (OT)	Husky Stadium
Dec. 30, 2001	vs. Seattle	L, 25-22	Qualcomm Stadium
Dec. 29, 2002	vs. Seattle	L, 31-28 (OT)	Qualcomm Stadium
Dec. 24, 2006	at Seattle	W, 20-17	Qwest Field
Sept. 26, 2010	at Seattle	L, 27-20	Qwest Field
Sept. 14, 2014	vs. Seattle	W, 30-21	Qualcomm Stadium
Nov. 4, 2018	at Seattle	W, 25-17	CenturyLink Field
Oct. 23, 2022	vs. Seattle	L, 37-23	SoFi Stadium

THE MATCHUP

AT THE HELM

JIM HARBAUGH

Chargers Head Coach

Overall Record:	71-39-1 (.644)
Reg. Season Record:	66-34-1 (.658)
Postseason Record:	13-10 (.565)
Record vs. Sea.:	4-4-0 (.500)
Road Record:	33-17-0 (.660)
Hometown:	Toledo, Oh.
College:	Michigan — '87

The Los Angeles Chargers hired Jim Harbaugh as the 19th head coach in franchise history, returning the former Bolts quarterback from the 1999 and 2000 seasons to Southern California. As head coach, Harbaugh led the Michigan Wolverines to a National Championship, while previously coaching the San Francisco 49ers to three-straight NFC Championship Games, including an appearance in Super Bowl XLVII.

In six seasons as an NFL head coach, Harbaugh has coached 25 players to a combined 39 Pro Bowl appearances. Among coaches with at least 60 games coached, his .679 winning percentage in the regular season (66-31-1 record) is the ninth-best in NFL history. Harbaugh's teams have allowed just 17.9 points per game in those six seasons, the eighth-best mark for any NFL head coach with at least 80 games coached since the 1970 NFL-AFL Merger.

Harbaugh began his tenure as the Bolts' head coach with back-to-back 11-win seasons and a pair of playoff appearances, continuing his renowned reputation as a winner. Over his two years at the helm, Harbaugh coached eight different Chargers to a combined nine Pro Bowl selections. In that span, the Bolts have had the NFL's fourth-ranked defense (304.8 total net yards allowed per game) the No. 3 scoring defense (18.9 points allowed per game) and the fifth-best passing defense (193.4 net passing yards allowed per game).

A native of Toledo, Ohio, Harbaugh and his wife, Sarah, have two daughters — Addison and Katherine — and two sons — Jack and John. He also has three adult children — Jay, James Jr., and Grace. Harbaugh's son, Jay, is the special teams coordinator for the Seattle Seahawks. He is also the younger brother of New York Giants Head Coach John Harbaugh, and the two are sons of Jack and Jackie Harbaugh.

MIKE MACDONALD

Seahawks Head Coach

Overall Record:	29-11-0 (.725)
Reg. Season Record:	26-11-0 (.703)
Postseason Record:	3-0 (.000)
Record vs. LAC:	0-0-0 (.000)
Home Record:	10-8-0 (.556)
Hometown:	Boston, Ma.
College:	Georgia — '10, '13

Mike Macdonald was named the ninth head coach in Seattle Seahawks history on January 31, 2024.

Macdonald joined Seattle after spending nine of 10 seasons (2014–23) with the Baltimore Ravens, serving the last two seasons as defensive coordinator. He spent the 2021 season as the University of Michigan's defensive coordinator. Prior to his time with the Wolverines, Macdonald spent seven seasons (2014–20) in Baltimore, serving as linebackers coach (2018–20), defensive backs coach (2017), defensive assistant (2015–16), and defensive coaching intern (2014).

Last season, Macdonald led Seattle to a franchise-record 14 regular-season wins, secured the No. 1 seed in the NFC, and captured the second Super Bowl title in franchise history with a 29–13 victory over the New England Patriots in Super Bowl LX. Macdonald became the third-youngest head coach to win a Super Bowl and the ninth first-time head coach to win a championship within his first two seasons. His 17 wins in 2025, including the postseason, are the most by a head coach under the age of 40 in a single season in NFL history. His 27 wins over his first two seasons, including playoffs, are tied for the most by a head coach in NFL history (Jim Harbaugh, Steve Mariucci).

Macdonald graduated summa cum laude with a finance degree from Georgia's Terry College of Business in 2010 and earned his master's degree in sports management from Georgia in 2013 while serving as safeties and defensive quality control coach for the Bulldogs.

A two-sport athlete (football and baseball) at Centennial High, Macdonald and his wife, Stephanie, were married in 2021 and have one son, Jack.

2026 REGULAR SEASON TEAM RANKINGS

0-3 4th (AFC West)	2-1 2nd (NFC West)

OFFENSE (NFL RANK)

14.7 (29th)	Points Per Game	25.0 (T-13th)
308.7 (20th)	Net Yds. Per Game	367.7 (10th)
113.0 (12th)	Net Rushing Yds. Per Game	101.0 (18th)
195.7 (20th)	Net Passing Yds. Per Game	266.7 (T-4th)
5.23 (16th)	Scrimmage Yds. Per Play	6.16 (6th)
4/73	Opp. Interceptions/Return Yds.	2/49
8/40	Sacks Allowed/Yds.	3/28
7/2	Fumbles/Lost	4/2
35.14% (24th)	Third Down Pct.	33.33% (26th)
55.56% (19th)	Red Zone TD Pct.	58.33% (18th)
28:43 (24th)	Time of Possession Avg.	30:16 (14th)
6 (T-26th)	Giveaways	4 (T-17th)

DEFENSE (NFL RANK)

25.3 (20th)	Points Per Game	16.7 (T-3rd)
349.3 (23rd)	Net Yds. Per Game	288.7 (1st)
116.3 (T-19th)	Net Rushing Yds. Per Game	87.0 (6th)
233.0 (21st)	Net Passing Yds. Per Game	141.7 (1st)
5.37 (17th)	Scrimmage Yds. Per Play	3.83 (1st)
3/3	Interceptions/ Return Yds.	4/30
7/35	Sacks/Yds.	7/31
4/3	Opp. Fumbles/Lost	0/0
40.00% (16th)	Third Down Pct.	26.83% (2nd)
58.33% (T-13th)	Red Zone TD Pct.	66.67% (T-19th)
6 (T-3rd)	Takeaways	4 (T-11th)

0 (T-16th) ..... TURNOVER MARGIN 0 (T-16th)

SPECIAL TEAMS (NFL RANK)

45.6 (28th)	Punts-Avg. Yds. (Gross)	44.9 (29th)
38.2 (30th)	Punts-Avg. Yds. (Net)	43.1 (13th)
14.0 (4th)	Punt Returns-Avg. Per.	9.6 (21st)
12.0 (T-23rd)	Punt Returns-Avg. Per Allowed	— (1st)
23.5 (27th)	Kickoff Returns-Avg. Per	27.4 (T-11th)
24.5 (7th)	Kickoff Returns-Avg. Per Allowed	30.1 (30th)
3/5(T-27th)	Field Goals Made/Attempted	4/4 (T-20th)

PENALTIES (NFL RANK)

22/159 (T-15th)	Penalties Against/Yds.	21/177 (T-12th)

THE MATCHUP

WITHIN STRIKING DISTANCE

QB Justin Herbert

- Needs 300 passing yards to record his 32nd career performance of at least 300 passing yards, moving into sole possession of the fourth-most by any player in NFL history through the first seven seasons of a career.
- Needs 553 passing yards to reach 26,000 for his career in the regular season. He would be just the sixth player in NFL history to eclipse 26,000 passing yards within the first 100 regular-season games of a career (Sunday is game No. 99).

S Derwin James Jr.

- Needs a sack to reach 20.0 for his career, becoming the fifth player to have 700 tackles, 40 tackles for loss and 20 sacks within the first 110 games of a career since tackles for loss began being tracked in 2008.
    - The sack would also make him the fourth player since the turn of the century to have 700 tackles, 10 interceptions and 20 sacks within the first 110 games of a career.

OLB Akheem Mesidor

- Needs 2.5 sacks to reach 4.0 for his career and become the third Charger to have more than three sacks within the first four games of a career (DE/OLB Joey Bosa had 4.0 in 2016, LB Ben Leber had 4.0 in 2002).
    - He would be the first player to have at least four sacks in the first four games of a career since Detroit's James Houston in 2022 (5.0).

S Genesis Smith

- Needs an interception to be the first Chargers rookie with a pick in back-to-back games since 2021.
- Needs two interceptions to be just the fourth NFL rookie since the 1970 NFL-AFL Merger and first since 2009 with consecutive games of two-plus interceptions.

OLB Tuli Tuipulotu

- Needs 5.5 sacks to become the second player to reach 20.0 sacks since the start of the 2025 season.

2026 INDIVIDUAL LEADERS

0-3 4th (AFC West)	2-1 2nd (NFC West)

PASSING YARDS

Herbert	627	Lock	422
		Darnold	392

RUSHING YARDS

Hampton	193	Price	119
Mitchell	85	Wilson	109
Herbert	48	Holani	52

RECEIVING YARDS

McConkey	183	Smith-Njigba	405
Harris	149	Kupp	101
Njoku	67	Barner	90
Johnston	64	Shaheed	53

POINTS SCORED

Dicker	14	Smith-Njigba	36
Hampton	12	Myers	21
Three others	6	Three others	6

INTERCEPTIONS

Smith	2	Love	2
Hart	1	Barner/Love	1

SACKS

Mack	2.0	Williams	3.0
Tuipulotu	1.5	Hall	2.0
Mesidor	1.5	Reed/Thomas	1.0

TACKLES (SOLO)

James Jr.	21 (12)	Jones	29 (15)
Henley	20 (7)	Thomas	25 (14)
Phillips	16 (9)	Witherspoon	19 (9)
Dye	15 (9)	Jobe	13 (10)

KICKOFF RETURNS (AVG.)

Mitchell	6 (24.3)	Shaheed	7 (27.1)
Davis	3 (19.0)	Horton	1 (29.0)

PUNT RETURNS (AVG.); FC

Davis	1 (14.0); 4	Shaheed	7 (9.6); 9

FIELD GOALS

Dicker	3/5	Myers	4/4

PUNTS (GROSS/NET AVG.)

Scott	10 (50.2/41.6)	Dickson	11 (44.9/43.1)

*Player no longer with team.

CHARGERS-SEAHAWKS CONNECTIONS

COLLEGE CONNECTIONS

LAC	Jim Harbaugh	2015-23
LAC	Kirk Campbell	2022-24
LAC	Steve Clinkscale	2021-23
LAC	Mike Elston	2022-23
LAC	Ben Herbert	2018-23
LAC	Dylan Roney	2021-23
SEA	Mike Macdonald	2021
SEA	Olu Oluwatimi	2022
SEA	Jay Harbaugh	2015-23
SEA	Chris Patridge	2016-19
SEA	DL Mike Morris	2020-22
SEA	TE AJ Barner	2023

LAC	Chris O'Leary	2018-23
LAC	Mike Elston	2010-21
LAC	T Joe Alt	2021-23
LAC	CB Cam Hart	2019-23
SEA	DE Rylie Mills	2020-24
SEA	RB Jadarian Price	2023-25

LAC	K Cameron Dicker	2018-21
LAC	WR Brenen Thompson	2022
SEA	Quinshon Odom	2021
SEA	DT Byron Murphy II	2021-23

LAC	DL Dalvin Tomlinson	2012-16
LAC	P JK Scott	2014-17
LAC	DL Justin Eboigbe	2019-23
SEA	Jake Peetz	2013, 2018
SEA	Karl Scott	2018-20
SEA	QB Jalen Milroe	2021-24
SEA	DL Jarran Reed	2014-15
SEA	DB Josh Jobe	2018-19

LAC	LB Daiyan Henley	2017-21
SEA	WR Tony Horton	2020-21

LAC	OLB Tuli Tuipulotu	2020-22
SEA	Tim Ojeda	2011-24
SEA	NT Brando Pili	2017-20, 22

LAC	WR Tre' Harris	2020-24
SEA	S AJ Finley	2019-22

LAC	DL Nick Barrett	2021-25
SEA	S Nick Emmanwori	2022-24

LAC	OLB Akheem Mesidor	2022-25
SEA	TE Elijah Arroyo	2021-24

LAC	G Logan Taylor	2021-22
SEA	C Olu Oluwatimi	2019-21

Underlined indicates coaching or administrative roles.

NOTEWORTHY BONDS

Chargers **Head Coach Jim Harbaugh** and **Seahawks Special Teams Coordinator Jay Harbaugh** will meet on opposite sidelines after spending nine seasons together at Michigan from 2015-23. The father-son duo is joined by a host of former Wolverines, including Chargers **Offensive Assistant Kirk Campbell, Defensive Passing Game Coordinator Steve Clinkscale, Defensive Run Game Coordinator Mike Elston, Executive Director of Player Performance Ben Herbert** and **Outside Linebackers Coach Dylan Roney,** as well as Seahawks **Head Coach Mike Macdonald**, **Defensive Run Game Coordinator Chris Partridge, C Olu Oluwatimi, DL Mike Morris** and **TE AJ Barner.** Together, the group contributed to helping the Wolverines reach three consecutive College Football Playoffs from 2021-23 and win the national championship in 2023.

Chargers **Wide Receivers Coach Sanjay Lal** recently had two stints in Seattle, first as the senior offensive assistant in 2020 before becoming the wide receivers coach for the 2022-23 seasons.

Safeties Coach Jeff Howard spent the 2023 season as the Chargers linebackers coach. Additionally, Seattle's **Director of Player Performance Ivan Lewis'** first NFL gig was as the Chargers' strength and conditioning intern from 2004-05.

Three players on Seattle's active roster, **LB Uchenna Nwosu** (2018-21), **S AJ Finley** (2023-24) and **CB Avery Smith** (2026), started their careers in Los Angeles. Nwosu is a Carson, California native who prepped at USC before becoming the Chargers' second-round pick in the 2018 NFL Draft. Finley was an undrafted free agent signing of the Bolts following the 2023 NFL Draft, appearing in 22 games from 2023-24 before being waived and claimed by Seattle in November of 2024. Smith, a rookie out of Toledo, also was an undrafted free agent signing of the Chargers, spending this past offseason and training camp in L.A. before being traded to Seattle for a 2027 sixth-round pick on August 31.

Alabama ties will be plentiful when the Chargers and Seahawks meet this week. Chargers **DL Dalvin Tomlinson, P JK Scott** and **DL Justin Eboigbe** all spent time with the Crimson Tide alongside Seahawks **Offensive Passing Game Coordinator Jake Peetz, Defensive Passing Game Coordinator Karl Scott, QB Jalen Milroe, DL Jarran Reed** and **DB Josh Jobe**. The group represents multiple eras of Alabama football, spanning more than a decade of success under Nick Saban. Tomlinson, Scott and Reed were all part of SEC Championship-winning teams, while Eboigbe and Milroe helped lead Alabama to the College Football Playoff during the 2021 season.

PRO CONNECTIONS

General Manager Joe Hortiz (1998-2023) Assistant GM Chad Alexander (1999-2018) S Tony Jefferson (2017-19, '21) LB Del'Shawn Phillips (2022-23) TE Charlie Kolar (2022-25) RB Keaton Mitchell (2023-25)		Head Coach Mike Macdonald (2014-20, '22-23) Special Teams Coord. Jay Harbaugh (2012-14) Asst. Head Coach Leslie Frazier (2016) RBs Coach Thomas Hammock (2014-18) ILBs Coach Zachary Orr (2017-20, '22-25) Pass-Game Strategist Daniel Stern (2016-25) G Josh Jones (2024)
Offensive Coord. Mike McDaniel (2022-25) QBs Coach Shane Day (2016-18) TEs Coach Chandler Henley (2022-25) OL Coach Butch Barry (2023-25) Offensive Asst. Rob Everett (2024-25) FB Alec Ingold (2022-25)		Offensive Coordinator Brian Fleury (2016-18) NT Brandon Pili (2023-24)
Offensive Coord. Mike McDaniel (2017-21) QBs Coach Shane Day (2007-0, '19-20) *RBs Coach Max McCaffrey (2017-18)* S Tony Jefferson (2021) QB Trey Lance (2021-22) WR Marquez Valdes-Scantling (2025)		Offensive Coordinator Brian Fleury (2019-25) OL Coach John Benton (2017-20)
Assistant GM Chad Alexander (2019-23)		OL John Benton (2021-22) TEs Coach Mack Brown (2019-23) DT Leonard Williams (2015-19) QB Sam Darnold (2018-20) LB Chazz Surratt (2022-24)
Offensive Coord. Mike McDaniel (2015-16) TEs Coach Chandler Henley (2021) LS Josh Harris (2012-21)		Run Game Coord. Justin Outten (2016-18) Defensive Coord. Aden Durde (2016-20) TE Eric Saubert (2017-18) LB Dante Fowler Jr. (2020-21)
Special Teams Coord. Ryan Ficken (2007-21) DL Dalvin Tomlinson (2021-22) LB Troy Dye (2020-23)		Asst. Head Coach Leslie Frazier (2007-13) Safeties Coach Jeff Howard (2013-19) DBs Coach Karl Scott (2021) LB Chazz Surratt (2021)
RBs Coach Max McCaffrey (2017) Asst. WR/Asst. ST Coach Josh Hammond (2020-21)		ILBs Coach Zachary Orr (2021) K Jason Myers (2015-17) LB Dante Fowler Jr. (2016-18) TE Eric Saubert (2020)
QB Trey Lance (2023-24)		Defensive Coord. Aden Durde (2021-23) TE Eric Saubert (2023) LB DeMarcus Lawrence (2014-24) LB Dante Fowler Jr. (2022-23, '25)
CB Donte Jackson (2018-23)		Pass Game Coord. Jake Peetz (2019-20) WRs Coach Frisman Jackson (2020-21) Asst. ST Coach Devin Fitzsimmons (2023) QB Sam Darnold (2021-22)
WR Marquez Valdes-Scantling (2024) OL Trevor Penning (2022-25)		OL Coach John Benton (2024) Asst. TEs Coach Michael Byrne (2024) WR Rashid Shaheed (2022-25)
DL Dalvin Tomlinson (2017-20) S Tony Jefferson (2022)		S Julian Love (2019-22) DT Leonard Williams (2019-23)

Italicized indicates coaches who were players at the time.

JOE HORTIZ

PLAYER OF THE WEEK HONORS

One of the NFL's top talent evaluators for the last quarter century, **Joe Hortiz** brought his shrewd eye for talent and roster construction to the Chargers in his first season as General Manager — as the Bolts featured a pair of players acquired or extended by Hortiz that earned AFC Player of the Week recognition.

In his first draft as GM, Hortiz selected **CB Tarheeb Still** in the fifth round. The Maryland product turned in a breakout performance in Los Angeles' Week 13 victory over Atlanta, becoming the first Chargers rookie to win AFC Defensive Player of the Week since 2007. He led all NFL players in Week 13 with two interceptions, including one that he returned 61 yards for a touchdown that proved to be the winning score.

Hortiz extended **K Cameron Dicker** right before the 2024 season, locking in the most accurate kicker in NFL history for the Bolts for the foreseeable future. Dicker capped his 2024 campaign with back-to-back AFC Special Teams Player of the Week awards in Weeks 17 and 18. He was the only player in 2024 to win any Player of the Week honor in back-to-back weeks. Over those two games, Dicker led all NFL players with 30 points scored and eight field goals made.

In 2025, Dicker continued his excellence by making each of his first 15 field goals and all 14 extra point attempts. He was named AFC Special Teams Player of the Week after a Week 6 victory in Miami that saw him nail all five field goals, including a 33-yard game-winner in the game's waning seconds. Dicker earned a second Player of the Week honor for his Week 15 performance that saw him total 10 of the team's 16 points in the victory against Kansas City, making all three field goals and an extra point.

CHARGERS TO WIN AFC PLAYER OF THE WEEK, ACQUIRED OR EXTENDED SINCE 2024

Season	Player	Phase	Week
2024	CB Tarheeb Still	Defense	Week 13 at Atl.
	K Cameron Dicker	Special Teams	Week 17 at N.E.
	K Cameron Dicker	Special Teams	Week 18 at L.V.
2025	K Cameron Dicker	Special Teams	Week 6 at Mia.
	K Cameron Dicker	Special Teams	Week 15 at K.C.

PFWA SUPERLATIVES

Joe Hortiz made his first draft choice as a general manager with the No. 5 overall pick of the 2024 NFL Draft, selecting **T Joe Alt**. Alt turned in a stellar rookie campaign, becoming one of the top tackles in the AFC, earning All-Rookie recognition from the *Professional Football Writers of America*.

Below is a look at Hortiz's draft picks that have been recognized by the *PFWA* as All-NFL, All-AFC or All-Rookie:

CHARGERS DRAFT PICK SUPERLATIVES FROM *PFWA* WHILE WITH TEAM, SINCE 2024

Drafted	Player	All-NFL	All-AFC	All-Rookie
2024	T Joe Alt	0	0	1

JIM HARBAUGH

A PROVEN WINNER

Fresh off coaching his alma mater, the University of Michigan, to a 15-0 season and CFP National Championship in 2023, **Jim Harbaugh** continued his culture of winning with the Bolts, leading the Chargers to an 11-6 record in each of his first two seasons as head coach of the Bolts.

He has a 66-34-1 record (.658 pct.) as an NFL head coach, the 11th-best winning percentage in history (min. 100 games coached_.

HEAD COACH WINNING PCT., REGULAR SEASON, MIN. 100 GAMES COACHED, NFL HISTORY

Rk.	Teams	Coach	W	L	T	Pct.
1.	Oak.	John Madden	103	32	7	.759
2.	G.B./Was.	Vince Lombardi	96	34	6	.738
3.	LAR/Was.	George Allen	116	47	5	.712
4.	Cle.	Blanton Collier	76	34	2	.691
5.	Three Teams*	George Halas	318	148	31	.682
6.	BalC**/Mia.	Don Shula	328	156	6	.677
8.	Cle./Cin.	Paul Brown	213	109	9	.672
9.	T.B./Ind.	Tony Dungy	139	69	0	.668
10.	Buf.	Sean McDermott	98	50	0	.662
11.	**S.F./LAC**	**Jim Harbaugh**	**66**	**34**	**1**	**.658**
12.	S.F./Car.	George Seifert	114	62	0	.648

**Decatur Staleys/Chicago Staleys/Chicago Bears*
***Baltimore Colts*

Over his NFL coaching career, Harbaugh's teams have allowed just 18.1 points per game, the ninth-best rate for any head coach with at least 100 games coached since the 1970 NFL-AFL Merger.

POINTS ALLOWED PER GAME, HEAD COACHES, REGULAR SEASON, MIN. 100 GAMES COACHED, NFL, SINCE 1970

Rank	Team/s	Coach	Points Allowed/Game
1.	LAR/Was.	George Allen	15.1
2.	Min.	Bud Grant	17.1
3.	Bal.	Brian Billick	17.3
4.	Oak.	John Madden	17.4
5.	Pit.	Bill Cowher	17.6
6.	Pit.	Chuck Noll	17.8
7.	S.F./Car.	George Seifert	18.0
8.	Mia.	Don Shula	18.1
9.	**S.F./LAC**	**Jim Harbaugh**	**18.1**
10.	Buf./Sea./LAR	Chuck Knox	18.1

HARBAUGH JOINS ELITE COMPANY

In Week 2, **Jim Harbaugh** coached his 100th regular-season game as an NFL head coach. He joined Hall of Famers Bart Starr and Norm Van Brocklin as the only three people in NFL history to start over 100 games at quarterback and coach at least 100 games as a head coach.

PEOPLE TO START 100-PLUS GAMES AT QUARTERBACK AND COACH 100-PLUS GAMES AS HEAD COACH, REGULAR SEASON, NFL HISTORY

Quarterback/Coach	QB Starts	Games as HC
Bart Starr*	157	131
Norm Van Brocklin*	104	173
Jim Harbaugh	**140**	**101**

**Pro Football Hall of Famer*

COACHING AT AN ALL-STAR LEVEL

Jim Harbaugh, one of the top motivators in football, is known for being able to get the very best out of his players. His motivational skills are evident in the number of all-stars he has coached, as Harbaugh has now coached 25 different players to be named to a combined 39 Pro Bowl selections.

PRO BOWLERS COACHED BY JIM HARBAUGH

Season	Team	Harbaugh Position	Pro Bowlers
2011	**San Francisco**	**Head Coach**	**9**
	K David Akers, S Dashon Goldson, RB Frank Gore, LS Brian Jennings, P Andy Lee, CB Carlos Rogers, DT Justin Smith, T Joe Staley, LB Patrick Willis		
2012	**San Francisco**	**Head Coach**	**9**
	LB NaVorro Bowman, S Dashon Goldson, RB Frank Gore, G Mike Iupati, OLB Aldon Smith, DT Justin Smith, T Joe Staley, S Donte Whitner, LB Patrick Willis		
2013	**San Francisco**	**Head Coach**	**9**
	LB NaVorro Bowman, LB Ahmad Brooks, TE Vernon Davis, RB Frank Gore, G Mike Iupati, S Eric Reid, DT Justin Smith, T Joe Staley, LB Patrick Willis		
2014	**San Francisco**	**Head Coach**	**3**
	S Antoine Bethea, G Mike Iupati, T Joe Staley		
2024	**L.A. Chargers**	**Head Coach**	**4**
	OLB Joey Bosa, S Derwin James Jr., OLB Khalil Mack, T Rashawn Slater		
2025	**L.A. Chargers**	**Head Coach**	**5**
	T Joe Alt, K Cameron Dicker, QB Justin Herbert S Derwin James Jr., OLB Tuli Tuipulotu		
Totals	**25 Players**		**39 Pro Bowls**

ASSISTANT COACHES

RYAN FICKEN
SPECIAL TEAMS COORDINATOR
20TH NFL SEASON | 5TH SEASON WITH CHARGERS

CHRIS O'LEARY
DEFENSIVE COORDINATOR
2ND NFL SEASON | 2ND SEASON WITH CHARGERS

KIRK CAMPBELL
OFFENSIVE ASSISTANT
2ND NFL SEASON | 2ND SEASON WITH CHARGERS

STEVE CLINKSCALE
DEFENSIVE PASSING GAME COORDINATOR/DEFENSIVE BACKS
3RD NFL SEASON | 3RD SEASON WITH CHARGERS

MIKE ELSTON
DEFENSIVE RUN GAME COORDINATOR/DEFENSIVE LINE
3RD NFL SEASON | 3RD SEASON WITH CHARGERS

ADAM FULLER
SAFETIES
1ST NFL SEASON | 1ST SEASON WITH CHARGERS

CHRIS GOULD
ASSISTANT SPECIAL TEAMS
2ND NFL SEASON | 2ND SEASON WITH CHARGERS

NICK HARDWICK
ASSISTANT OFFENSIVE LINE
14TH NFL SEASON | 14TH SEASON WITH CHARGERS



MIKE HIESTAND
DEFENSIVE RUN GAME SPECIALIST
8TH NFL SEASON | 5TH SEASON WITH CHARGERS

DENZEL MARTIN
ASSISTANT OUTSIDE LINEBACKERS
11TH NFL SEASON | 1ST SEASON WITH CHARGERS

DYLAN RONEY
OUTSIDE LINEBACKERS
3RD NFL SEASON | 3RD SEASON WITH CHARGERS

MIKE McDANIEL
OFFENSIVE COORDINATOR
20TH NFL SEASON | 1ST SEASON WITH CHARGERS

BUTCH BARRY
OFFENSIVE RUN GAME COORDINATOR/OFFENSIVE LINE
11TH NFL SEASON | 1ST SEASON WITH CHARGERS

JULIAN CAMPENNI
ASSISTANT DEFENSIVE LINE
1ST NFL SEASON | 1ST SEASON WITH CHARGERS

SHANE DAY
OFFENSIVE PASSING GAME COORDINATOR/QUARTERBACKS
18TH NFL SEASON | 5TH SEASON WITH CHARGERS

ROB EVERETT
OFFENSIVE ASSISTANT
3RD NFL SEASON | 1ST SEASON WITH CHARGERS



ADAM GASE
PASSING GAME SPECIALIST
19TH NFL SEASON | 1ST SEASON WITH CHARGERS



JOSH HAMMOND
ASSISTANT WIDE RECEIVERS/ASSISTANT SPECIAL TEAMS
5TH NFL SEASON | 3RD SEASON WITH CHARGERS

CHANDLER HENLEY
TIGHT ENDS
9TH NFL SEASON | 1ST SEASON WITH CHARGERS

SANJAY LAL
WIDE RECEIVERS
22ND NFL SEASON | 3RD SEASON WITH CHARGERS



MAX McCAFFREY
RUNNING BACKS
7TH NFL SEASON | 1ST SEASON WITH CHARGERS

SEAN SPENCE
LINEBACKERS
7TH NFL SEASON | 1ST SEASON WITH CHARGERS

TEAM NOTES

WELCOME TO L.A.

18 players on Los Angeles' active roster were new this season.

HOW NEW CHARGERS WERE ACQUIRED

How Acquired	New Players
Draft Selections	8
Undrafted Free Agents	2
Veteran Free Agents	7
Practice Squad Signings	1
Trades	0
Waiver Claims	0
Totals	**18**

NEW CHARGERS ON THE ACTIVE ROSTER

Pos.	Player	Exp.	How Acq.
G	Kayode Awosika	5	UFA (Detroit)
DL	Nick Barrett	R	Draft Selection (5-145)
T	Travis Burke	R	Draft Selection (4-117)
G	Alex Harkey	R	Draft Selection (6-206)
FB	Alec Ingold	7	Free Agent
TE	Charlie Kolar	5	UFA (Baltimore)
OLB	Akheem Mesidor	R	Draft Selection (1-22)
RB	Keaton Mitchell	4	Free Agent
TE	Hayden Rucci	2	PS (Jacksonville)
CB	Rodney Shelley	R	Undrafted Free Agent
C/G	Jake Slaughter	R	Draft Selection (2-63)
S	Genesis Smith	R	Draft Selection (4-131)
C	Jacob Spomer	R	Undrafted Free Agent
G	Cole Strange	5	UFA (Miami)
G	Logan Taylor	R	Draft Selection (6-202)
WR	Brenen Thompson	R	Draft Selection (4-105)
DL	Dalvin Tomlinson	10	Free Agent
WR	Marquez Valdes-Scantling	9	Free Agent

COACH LOCATIONS

For the 2026 season, 23 members of the Chargers coaching staff are down on the sideline while eight others are up in the booth. The location of each coach can be seen below:

CHARGERS COACHES DOWN ON THE SIDELINE (23)

Name	Position
Jim Harbaugh	Head Coach
Ryan Ficken	Special Teams Coordinator
Mike McDaniel	Offensive Coordinator
Chris O'Leary	Defensive Coordinator
Butch Barry	Offensive Run Game Coordinator/Offensive Line
Steve Clinkscale	Defensive Passing Game Coordinator/Defensive Backs
Shane Day	Offensive Passing Game Coordinator/Quarterbacks
Mike Elston	Defensive Run Game Coordinator/Defensive Line
Adam Fuller	Safeties
Chris Gould	Assistant Special Teams
Josh Hammond	Assistant Wide Receivers/Assistant Special Teams
Nick Hardwick	Assistant Offensive Line
Mike Hiestand	Defensive Run Game Specialist
Chandler Henley	Tight Ends
Sanjay Lal	Wide Receivers
Max McCaffrey	Running Backs
Dylan Roney	Outside Linebackers
Sean Spence	Linebackers
Ben Herbert	Executive Director of Player Performance
Jonathan Brooks	Head Strength & Conditioning
Devin Woodhouse	Head Strength & Conditioning
Ben Rabe	Director of Performance Analytics
Lincoln DeWolf	Performance Analyst

CHARGERS COACHES UP IN THE BOOTH (8)

Name	Position
Kirk Campbell	Offensive Assistant
Julian Campenni	Assistant Defensive Line
Rob Everett	Offensive Assistant
Adam Gase	Passing Game Specialist
Denzel Martin	Assistant Outside Linebackers
Jarrod James	Alex G. Spanos Coaching Fellow
Beau Snuggs	Alex G. Spanos Coaching Fellow
Jimmy Thompson	Alex G. Spanos Coaching Fellow

TEAM NOTES

TURNOVERS COME IN BUNCHES

Los Angeles took the ball away five times in Week 3, tied for the most in a single game in the NFL this season. They included a pair of interceptions by rookie **S Genesis Smith** and a pair of fumble recoveries by **LB Daiyan Henley**, making Los Angeles the only NFL team this season to have multiple players with two or more takeaways in the same game.

The team's six takeaways in 2026 are tied for the third-most in the NFL. **Smith** is just one of two NFL rookies this season to have multiple takeaways on the year.

TAKEAWAYS LEADERS, NFL, 2026

Rank	Team	Takeaways
1.	Las Vegas Raiders	9
2.	Carolina Panthers	7
3.	**Los Angeles Chargers**	**6**
	Chicago Bears	6
	Jacksonville Jaguars	6
	Minnesota Vikings	6
	Pittsburgh Steelers	6
8.	Cincinnati Bengals	5
	Kansas City Chiefs	6
	New York Giants	6

KEEPING POINTS OFF THE BOARD

In 2024, the Chargers ranked No. 1 in the NFL in scoring defense by allowing just 17.7 points per game. Los Angeles ranked ninth the NFL in 2025, allowing an average of 20.0 points per game. Over the last three seasons, Los Angeles' 19.4 points allowed per game is the sixth-best in the NFL.

POINTS ALLOWED PER GAME, NFL, SINCE 2024

Rank	Team	Points Allowed/Game
1.	Denver Broncos	18.7
2.	Philadelphia Eagles	18.8
3.	Kansas City Chiefs	19.0
4.	Minnesota Vikings	19.1
5.	Seattle Seahawks	19.2
6.	**Los Angeles Chargers**	**19.4**
7.	Houston Texans	20.1

LOCK DOWN DEFENSE

The Los Angeles defense ranked No. 5 in 2025 in total defense, allowing 285.2 total net yards per game. The unit allows 179.9 net passing yards per game, good for No. 5 in the NFL in 2025.

TOTAL NET YARDS ALLOWED PER GAME, NFL, 2025

Rank	Team	Total Net Yards Allowed/Game
1.	Houston Texans	277.2
2.	Denver Broncos	278.2
3.	Minnesota Vikings	282.6
4.	Cleveland Browns	283.6
5.	**Los Angeles Chargers**	**285.2**
6.	Seattle Seahawks	285.9

NET PASSING YARDS ALLOWED PER GAME, NFL, 2025

Rank	Team	Net Passing Yards Allowed/Game
1.	Buffalo Bills	156.9
2.	Minnesota Vikings	158.5
3.	Cleveland Browns	167.2
4.	New Orleans Saints	179.2
5.	**Los Angeles Chargers**	**179.9**
6.	Houston Texans	183.5

Over the last three seasons, the defense has been one of the best units in football, allowing 308.4 total net yards per game to rank tied for fifth in the NFL in that time. Over the same span, the passing defense ranks tied for No. 4 in the league, allowing 196.6 net passing yards per game.

TOTAL NET YARDS ALLOWED PER GAME, NFL, SINCE 2024

Rank	Team	Total Net Yards Allowed/Game
1.	Philadelphia Eagles	298.2
2.	Houston Texans	298.5
3.	Seattle Seahawks	302.8
4.	Denver Broncos	304.4
5.	**Los Angeles Chargers**	**308.4**
	Kansas City Chiefs	308.4
7.	Minnesota Vikings	309.9

NET PASSING YARDS ALLOWED PER GAME, NFL, SINCE 2024

Rank	Team	Net Passing Yards Allowed/Game
1.	Philadelphia Eagles	182.9
2.	Cleveland Browns	192.6
3.	Houston Texans	196.0
4.	**Los Angeles Chargers**	**196.6**
	Buffalo Bills	196.6
6.	Seattle Seahawks	198.0

TEAM NOTES

BEND, DON'T BREAK

Los Angeles has been one of the NFL's best red zone defenses under Jim Harbaugh, including leading the league in the category in 2024. That season, the unit allowed just 18 touchdowns on 40 red zone drives (45.0 pct.). The 45.0 defensive red zone percentage led the league in 2024. One year later, the Bolts ranked fourth in the NFL, allowing 23 red zone touchdowns on 49 drives (46.9 pct.).

This season, the Chargers have allowed seven red zone touchdowns on 12 drives (58.3 pct.), ranking tied for 13th in the NFL. Since the beginning of the 2024 season, the Bolts have allowed 48 touchdowns on 101 red zone drives (47.5 pct.), good for the second-best defensive red zone percentage in the NFL.

RED ZONE DEFENSE, NFL, SINCE 2024

Rank	Team	RZ Drives	RZ TDs	RZ Pct.
1.	Denver	107	48	44.9
2.	**L.A. Chargers**	**101**	**48**	**47.5**
3.	Minnesota	107	51	47.7
4.	L.A. Rams	116	57	49.1
5.	Chicago	127	66	52.0

GETTING OFF THE FIELD

The Bolts ranked No. 5 in the NFL in third down defense in 2025, allowing just 70 conversions on 199 attempts (35.2 pct.). Los Angeles' 70 conversions allowed on third down was a league low in 2025. The unit is the third-best third down defense in the NFL since the start of the 2024 season, allowing 166 conversions on 463 attempts (35.9 pct.).

THIRD DOWN DEFENSE, NFL, 2025

Rank	Team	3D Att.	3D Conv.	3D Pct.
1.	Seattle	234	75	32.1
2.	Denver	237	80	33.8
3.	New Orleans	213	73	34.3
4.	Minnesota	223	77	34.5
5.	**L.A. Chargers**	**199**	**70**	**35.2**
6.	Houston	221	80	36.2

THIRD DOWN DEFENSE, NFL, SINCE 2024

Rank	Team	3D Att.	3D Conv.	3D Pct.
1.	Seattle	499	169	33.9
2.	Minnesota	486	165	34.0
3.	**L.A. Chargers**	**463**	**166**	**35.9**
4.	Houston	480	174	36.3
5.	Cleveland	491	179	36.5

JUSTIN HERBERT

HERBERT AS A PRO

Since entering the NFL, **Justin Herbert** ranks inside the NFL's top 10 in completions, passing yards, passing touchdowns and combined touchdowns. His 31 games with 300-plus passing yards rank third in the NFL since 2020.

COMPLETIONS, NFL, SINCE 2020

Rank	Team/s	Player	Completions
1.	K.C.	QB Patrick Mahomes	2,436
2.	LAR/Det.	QB Jared Goff	2,351
3.	**LAC**	**QB Justin Herbert**	**2,337**
4.	Buf.	QB Josh Allen	2,231
5.	Det./LAR	QB Matthew Stafford	2,070

PASSING YARDS, NFL, SINCE 2020

Rank	Team/s	Player	Passing Yards
1.	K.C.	QB Patrick Mahomes	27,339
2.	LAR/Det.	QB Jared Goff	26,205
3.	Buf.	QB Josh Allen	25,725
4.	**LAC**	**QB Justin Herbert**	**25,447**
5.	Det./LAR	QB Matthew Stafford	24,363

PASSING TOUCHDOWNS, NFL, SINCE 2020

Rank	Team/s	Player	Passing Touchdowns
1.	K.C.	QB Patrick Mahomes	198
2.	Buf.	QB Josh Allen	195
3.	LAR/Det.	QB Jared Goff	177
4.	Det./LAR	QB Matthew Stafford	173
5.	G.B./NYJ/Pit.	QB Aaron Rodgers	167
6.	**LAC**	**QB Justin Herbert**	**166**
7.	Cin.	QB Joe Burrow	163

COMBINED TOUCHDOWNS, NFL, SINCE 2020

Rank	Team/s	Player	Combined Touchdowns
1.	Buf.	QB Josh Allen	263
2.	K.C.	QB Patrick Mahomes	214
3.	LAR/Det.	QB Jared Goff	183
4.	**LAC**	**QB Justin Herbert**	**181**
5.	Phi.	QB Jalen Hurts	179

MOST GAMES WITH 300-PLUS PASSING YARDS, NFL, SINCE 2020

Rank	Team/s	Player	Games
1.	K.C.	QB Patrick Mahomes	34
2.	Buf.	QB Josh Allen	32
3.	**LAC**	**QB Justin Herbert**	**31**
4.	LAR/Det.	QB Jared Goff	30
5.	Cin.	QB Joe Burrow	28

THIRD-DOWN PHENOM

One of the top third-down quarterbacks since entering the NFL, **Justin Herbert** continued his excellence on third down in 2025. His 84 completions on third down were tied for the fourth-best among all players, while his eight touchdown passes were tied for the AFC lead and rank tied for No. 3 in the NFL. Herbert helped move the chains by registering 63 passing first downs on third down this season, ranking second in the AFC and good for third among all players.

THIRD DOWN COMPLETIONS, NFL, 2025

Rank	Team	Player	Completions
1.	Den.	QB Bo Nix	108
2.	Dal.	QB Dak Prescott	97
3.	Det.	QB Jared Goff	93
4.	**LAC**	**QB Justin Herbert**	**84**
5.	Chi.	QB Caleb Williams	83
	Pit.	QB Aaron Rodgers	83

THIRD DOWN PASSING TOUCHDOWNS, NFL, 2025

Rank	Team	Player	Passing Touchdowns
1.	Det.	QB Jared Goff	11
2.	Chi.	QB Caleb Williams	9
3.	**LAC**	**QB Justin Herbert**	**8**
	Den.	QB Bo Nix	8
	Hou.	QB C.J. Stroud	8
	N.E.	QB Drake Maye	8
	Pit.	QB Aaron Rodgers	8
	S.F.	QB Brock Purdy	8
9.	—	Five Other Players	7

THIRD DOWN PASSING FIRST DOWNS, NFL, 2025

Rank	Team	Player	Passing First Downs
1.	Den.	QB Bo Nix	69
2.	Dal.	QB Dak Prescott	64
3.	**LAC**	**QB Justin Herbert**	**63**
4.	Det.	QB Jared Goff	61
5.	G.B.	QB Jordan Love	57
	LAR	QB Matthew Stafford	57
	N.E.	QB Drake Maye	57

JUSTIN HERBERT

A RATE ABOVE

Justin Herbert has thrown two or more touchdowns and eclipsed a passer rating of 100 in 39 career games, tied for the second-most by any player through the first seven seasons of a career in NFL history. Herbert also has 22 games with two-plus touchdowns and a passer rating of at least 115, tied for No. 7 through the first six seasons of a career.

MOST GAMES WITH MULTIPLE TOUCHDOWN PASSES AND A 100-PLUS PASSER RATING, FIRST SEVEN SEASONS, NFL HISTORY

Rank	Team	Player	Games
1.	K.C.	QB Patrick Mahomes	49
2.	Sea.	QB Russell Wilson	46
3.	Buf.	QB Josh Allen	43
4.	**LAC**	**QB Justin Herbert**	**39**
	Dal.	QB Dak Prescott	39
6.	Cin.	QB Joe Burrow	38

MOST GAMES WITH MULTIPLE TOUCHDOWN PASSES AND A 115-PLUS PASSER RATING, FIRST SEVEN SEASONS, NFL HISTORY

Rank	Team	Player	Games
1.	Sea.	QB Russell Wilson	36
2.	K.C.	QB Patrick Mahomes	35
3.	S.D.	QB Philip Rivers	26
4.	Buf.	QB Josh Allen	25
5.	Dal.	QB Dak Prescott	24
6.	Bal.	QB Lamar Jackson	23
7.	**LAC**	**QB Justin Herbert**	**22**
	Cin.	QB Andy Dalton	22
	L.V.	QB Derek Carr	22
	Min.	QB Daunte Culpepper	22
11.	—	Five Other Players	21

BIG-TIME PERFORMER

After he set rookie records in 2020 with eight 300-yard games and six three-touchdown performances, **Justin Herbert** continues to put up big-time performances.

Herbert has topped 300 passing yards 31 times in his career, tied for the fourth-most in a player's first seven pro seasons in NFL history.

MOST GAMES WITH 300-PLUS PASSING YARDS, FIRST SEVEN SEASONS, NFL HISTORY

Rank	Team/s	Player	Games
1.	K.C.	QB Patrick Mahomes	45
2.	Mia.	QB Dan Marino*	37
3.	Ind.	QB Andrew Luck	33
4.	**LAC**	**QB Justin Herbert**	**31**
	LAR/Det.	QB Jared Goff	31

**Pro Football Hall of Famer*

Herbert has thrown at least three touchdowns in 23 games, tied for No. 12 over a player's first seven seasons. He has thrown multiple touchdown passes in 52 career games, good for the 11th-most by a player through their first seven professional seasons.

MOST GAMES WITH THREE-PLUS TOUCHDOWN PASSES, FIRST SEVEN SEASONS, NFL HISTORY

Rank	Team/s	Player	Games
1.	Mia.	QB Dan Marino*	42
2.	K.C.	QB Patrick Mahomes	38
3.	Ind.	QB Peyton Manning*	32
3.	Cin.	QB Joe Burrow	30
	Dal.	QB Dak Prescott	30
	Atl./G.B.	QB Brett Favre	30
7.	Sea.	QB Russell Wilson	28
8.	Buf.	QB Josh Allen	26
9.	Bal.	QB Lamar Jackson	25
	Ind.	QB Andrew Luck	25
11.	G.B.	QB Aaron Rodgers	24
12.	**LAC**	**QB Justin Herbert**	**23**
	Atl.	QB Matt Ryan	23
	Det.	QB Matthew Stafford	23

**Pro Football Hall of Famer*

STARTS WITH SIX

In Week 15 of 2025, **Justin Herbert** surpassed 3,000 passing yards on the year, becoming the third player in NFL history to have 3,000 passing yards and 20 touchdowns in each of the first six seasons of a career, joining Hall of Fame QB Peyton Manning and QB Russell Wilson.

CONSECUTIVE SEASONS WITH 3,000 PASSING YARDS AND 20 TOUCHDOWN PASSES TO START A CAREER, NFL HISTORY

Rank	Team	Player	Consecutive Seasons
1.	Ind.	QB Peyton Manning	13 (1998-2010)
2.	Sea.	QB Russell Wilson	10 (2012-21)
3.	**LAC**	**QB Justin Herbert**	**6 (2020-Present)**
4.	Dal.	QB Dak Prescott	4 (2016-19)
	Oak.	QB Derek Carr	4 (2014-17)

JUSTIN HERBERT

PROTECT THE FOOTBALL

Justin Herbert is among the best at protecting the football in NFL history, as his 1.8 passing interception percentage ranks No. 5 in NFL history among players with at least 1,000 attempts. His percentage is the ninth-best in the NFL since he entered the professional ranks in 2020.

PASSING INT PCT., MIN. 1,000 ATT., NFL HISTORY

Rank	Team/s	Player	Passing INT Pct.
1.	Chi.	QB Caleb Williams	1.2
2.	G.B./NYJ/Pit.	QB Aaron Rodgers	1.4
3.	Six Teams^	QB Jacoby Brissett	1.4
4.	Hou.	QB C.J. Stroud	1.6
5.	**LAC**	**QB Justin Herbert**	**1.8**
6.	N.E./T.B.	QB Tom Brady	1.8

PASSING INT PCT., MIN. 1,000 ATT., NFL, SINCE 2020

Rank	Team/s	Player	Passing INT Pct.
1.	Chi.	QB Caleb Williams	1.2
2.	Six Teams^	QB Jacoby Brissett	1.4
3.	G.B./NYJ/Pit.	QB Aaron Rodgers	1.5
4.	Hou.	QB C.J. Stroud	1.6
5.	T.B.	QB Tom Brady	1.6
6.	Pit.	QB Ben Roethlisberger	1.6
7.	Hou./Cle.	QB Deshaun Watson	1.7
8.	LAR/Det.	QB Jared Goff	1.7
9.	**LAC**	**QB Justin Herbert**	**1.8**
10.	Cin.	QB Joe Burrow	1.8

^Colts, Dolphins, Browns, Commanders, Patriots, Cardinals

Herbert threw a team-record three interceptions in 2024, the second-fewest in a single season by any player in history (min. 450 att.). Since the start of the 2024 season, Herbert's 20 interceptions are tied for the ninth-fewest in the NFL (min. 800 att.).

FEWEST PASSING INTERCEPTIONS, MIN. 800 ATT., NFL, SINCE 2024

Rank	Team/s	Player	Passing INTs
1.	Bal.	QB Lamar Jackson	12
2.	Chi.	QB Caleb Williams	14
	Phi.	QB Jalen Hurts	14
4.	Cin.	QB Joe Burrow	15
	Buf.	QB Josh Allen	18
	NYG/Ind.	QB Daniel Jones	18
7.	Dal.	QB Dak Prescott	19
	G.B.	QB Jordan Love	19
9.	**LAC**	**QB Justin Herbert**	**20**
	Det.	QB Jared Goff	20
	Hou.	QB C.J. Stroud	20
	LAR	QB Matthew Stafford	20
	NYJ/Pit.	QB Aaron Rodgers	20
14.	Jax.	QB Trevor Lawrence	21

COMPLETING RECORDS

After setting the rookie completions record in 2020, **Justin Herbert** has continued his pace, with his 2,337 career completions ranking fifth in NFL history through the first seven seasons of a career.

COMPLETIONS, FIRST SEVEN SEASONS, NFL HISTORY

Rank	Team	Player	Completions
1.	Atl.	QB Matt Ryan	2,508
2.	L.V.	QB Derek Carr	2,468
3.	Ind.	QB Peyton Manning*	2,464
4.	K.C.	QB Patrick Mahomes	2,386
5.	**LAC**	**QB Justin Herbert**	**2,337**
6.	Buf.	QB Josh Allen	2,296

**Pro Football Hall of Famer*

The seventh-year passer reached 2,000 career completions in Week 3 of the 2025 season, becoming the youngest player in NFL history to reach that mark, while also being the second-fastest. Herbert previously set the all-time records as the fastest player in NFL history to reach 1,000 completions (38th career game) and 1,500 completions (57th).

Herbert's 2,285 completions through last year set the record for the most by any player before turning 28 years old in NFL history. He set the record during the Week 16 victory at Dallas.

YOUNGEST PLAYERS TO REACH 2,000 CAREER COMPLETIONS, NFL HISTORY

Rank	Team	Player	Age (Years-Days)
1.	**LAC**	**QB Justin Herbert**	**27-195**
2.	N.E.	QB Drew Bledsoe	27-239
3.	Ind.	QB Peyton Manning*	27-245
4.	Det.	QB Matthew Stafford	27-254
5.	K.C.	QB Patrick Mahomes	27-356

FEWEST GAMES TO 2,000 COMPLETIONS, NFL HISTORY

Rank	Team	Player	Games
1.	K.C.	QB Patrick Mahomes	81
2.	**LAC**	**QB Justin Herbert**	**82**
3.	Det.	QB Matthew Stafford	83
4.	Ind.	QB Andrew Luck	86

COMPLETIONS BEFORE TURNING 28 YEARS OLD, NFL HISTORY

Rank	Team	Player	Completions
1.	**LAC**	**QB Justin Herbert**	**2,285**
2.	Det.	QB Matthew Stafford	2,246
3.	S.D./N.O.	QB Drew Brees	2,192
4.	Ind.	QB Peyton Manning*	2,128
5.	K.C.	QB Patrick Mahomes	2,006

COMPLETIONS BEFORE TURNING 28 YEARS OLD, REGULAR AND POSTSEASON COMBINED, NFL HISTORY

Rank	Team	Player	Completions
1.	K.C.	QB Patrick Mahomes	2,358
2.	**LAC**	**QB Justin Herbert**	**2,324**
3.	N.E.	QB Drew Bledsoe	2,311

**Pro Football Hall of Famer*

JUSTIN HERBERT

HERBERT AIMS FOR PASSING YARDS RECORD

In 2024, **Justin Herbert** set the record for passing yards through a player's first five seasons (21,093). His 25,447 career passing yards rank No. 13 through the first seven seasons of a career. Herbert is also the only player ever to eclipse 4,000 yards in each of his first three years and the only player to top 4,500 yards in two of his first three seasons.

PASSING YARDS, FIRST SEVEN SEASONS, NFL HISTORY

Rank	Team/s	Player	Passing Yards
1.	Ind.	QB Peyton Manning*	29,442
2.	K.C.	QB Patrick Mahomes	28,424
3.	Atl.	QB Matt Ryan	28,166
4.	Mia.	QB Dan Marino*	27,896
5.	L.V.	QB Derek Carr	26,896
6.	Buf.	QB Josh Allen	26,434
7.	Det.	QB Matthew Stafford	25,976
8.	N.E.	QB Drew Bledsoe	25,966
9.	LAR/Det.	QB Jared Goff	25,854
10.	Sea.	QB Russell Wilson	25,624
11.	Cin.	QB Andy Dalton	25,534
12.	Bal.	QB Joe Flacco	25,531
13.	**LAC**	**QB Justin Herbert**	**25,447**
14.	Car.	QB Cam Newton	25,074
15.	Dal.	QB Dak Prescott	24,943

**Pro Football Hall of Famer*

Herbert eclipsed 25,000 yards in the 2026 season opener — his 96th career game to be the fourth-fastest player to do so in NFL history.

FEWEST GAMES TO 25,000 PASSING YARDS, NFL HISTORY

Rank	Team	Player	Games
1.	K.C.	QB Patrick Mahomes	83
2.	Det.	QB Matthew Stafford	90
3.	Mia.	QB Dan Marino*	91
4.	**LAC**	**QB Justin Herbert**	**96**
5.	Ind.	QB Peyton Manning*	97

**Pro Football Hall of Famer*

TOUCHDOWN MACHINE

After setting the all-time rookie record with 31 touchdown passes in 2020, **Justin Herbert** joined Hall of Famer Peyton Manning as the only players ever to throw 25 touchdown passes in each of their first three seasons.

Herbert now has 166 career passing touchdowns, tied for the 12th-most by any player in their first seven pro seasons. In 2023, Herbert eclipsed 100 career touchdown passes in Week 3, making him the fifth-fastest (52 games) and fourth-youngest (25 years, 198 days) to eclipse that mark.

With 163 passing touchdowns through last season, Herbert was tied for the sixth-most passing scores by any player before turning 28 years old.

PASSING TOUCHDOWNS, FIRST SEVEN SEASONS, NFL HISTORY

Rank	Team/s	Player	Passing Touchdowns
1.	Mia.	QB Dan Marino*	220
2.	K.C.	QB Patrick Mahomes	219
3.	Ind.	QB Peyton Manning*	216
4.	Sea.	QB Russell Wilson	196
5.	Buf.	QB Josh Allen	195
6.	Atl./G.B.	QB Brett Favre	182
7.	Atl.	QB Matt Ryan	181
8.	Ind.	QB Andrew Luck	171
	Four Teams**	QB Baker Mayfield	171
10.	L.V.	QB Derek Carr	167
12.	**LAC**	**QB Justin Herbert**	**166**
	Bal.	QB Lamar Jackson	166
	Dal.	QB Dak Prescott	166
15.	Cin.	QB Joe Burrow	163
	Det.	QB Matthew Stafford	163

FEWEST GAMES TO 100 PASSING TOUCHDOWNS, NFL HISTORY

Rank	Team	Player	Games
1.	K.C.	QB Patrick Mahomes	40
2.	Mia.	QB Dan Marino*	44
3.	StL	QB Kurt Warner*	50
4.	Bal.	QB Johnny Unitas*	51
5.	**LAC**	**QB Justin Herbert**	**52**
6.	Hou.	QB Deshaun Watson	53

YOUNGEST PLAYERS TO REACH 100 CAREER PASSING TOUCHDOWNS, NFL HISTORY

Rank	Team	Player	Age (Years-Days)
1.	Mia.	QB Dan Marino*	24-357
2.	K.C.	QB Patrick Mahomes	25-52
3.	Hou.	QB Deshaun Watson	25-104
4.	**LAC**	**QB Justin Herbert**	**25-198**
5.	Buf.	QB Josh Allen	25-219
6.	Ind.	QB Peyton Manning*	25-232

**Pro Football Hall of Famer*
***Cleveland Browns, Los Angeles Rams, Carolina Panthers, Tampa Bay Buccaneers*

JUSTIN HERBERT

DUAL-THREAT QUARTERBACK

Justin Herbert set the record for combined touchdowns as a rookie (36) and through a player's first two seasons (77). His 102 combined touchdowns were also the most in history through the first three seasons of a career.

He now has 181 career combined touchdowns, good for No. 14 in NFL history through the first seven seasons of a career.

COMBINED TOUCHDOWNS, FIRST SEVEN SEASONS, NFL HISTORY

Rank	Team/s	Player	Combined TDs
1.	Buf.	QB Josh Allen	260
2.	K.C.	QB Patrick Mahomes	231
3.	Ind.	QB Peyton Manning*	225
	Mia.	QB Dan Marino*	225
5.	Car.	QB Cam Newton	212
	Sea.	QB Russell Wilson	212
7.	Bal.	QB Lamar Jackson	199
8.	Dal.	QB Dak Prescott	192
	Atl./G.B.	QB Brett Favre	192
10.	Atl.	QB Matt Ryan	186
11.	Cin.	QB Andy Dalton	185
	Ind.	QB Andrew Luck	185
13.	**LAC**	**QB Justin Herbert**	**181**
	Cle./LAR/Car./T.B.	QB Baker Mayfield	181
15.	Phi.	QB Jalen Hurts	179
16.	L.V.	QB Derek Carr	176

**Pro Football Hall of Famer*

In the team's 2025 Week 16 win over Dallas, Herbert ran in a one-yard score and threw a pair of touchdowns, marking his franchise-record 13th career game with a passing and a rushing touchdown. Herbert's 13 performances are the sixth-most in the NFL with a passing and a rushing touchdown since he entered the NFL in 2020.

MOST GAMES WITH A PASSING TOUCHDOWN AND A RUSHING TOUCHDOWN, CHARGERS HISTORY

Rank	Seasons	Player	Games
1.	**2020-Present**	**QB Justin Herbert**	**13**
2.	1962-72	QB John Hadl*	12
3.	1960-62	QB Jack Kemp	10
4.	1973-87	QB Dan Fouts*	9
5.	2001-09	RB LaDainian Tomlinson	5

**Pro Football Hall of Famer*

TARGET ACQUIRED

Justin Herbert has thrown touchdowns to 30 players, including 19 with multiple scores. He's most frequently thrown touchdowns to WR Keenan Allen, who caught 28 scores from Herbert. The first passing score of his career went to WR Jalen Guyton, who also caught the first touchdown of his career on the play.

HERBERT'S CAREER TOUCHDOWN PASSES BY RECEIVER

Receiver	Touchdown Passes
WR Keenan Allen	28
WR Mike Williams	18
WR Quentin Johnston	17
RB Austin Ekeler	16
WR Ladd McConkey	14
TE Donald Parham Jr.	11
WR Joshua Palmer	9
TE Gerald Everett	7
WR Jalen Guyton	7
TE Jared Cook	4
TE Oronde Gadsden	4
TE Hunter Henry	4
WR DeAndre Carter	3
WR Tyron Johnson	3
WR Derius Davis	2
TE Will Dissly	2
FB Zander Horvath	2
FB Gabe Nabers	2
RB Kimani Vidal	2
TE Stephen Anderson	1
WR DJ Chark Jr.	1
WR Simi Fehoko	1
TE Virgil Green	1
RB Omarion Hampton	1
WR Tre' Harris	1
RB Hassan Haskins	1
WR KeAndre Lambert-Smith	1
FB/DL Scott Matlock	1
RB Keaton Mitchell	1
TE Stone Smartt	1
Total (30 Receivers)	**166**

JUSTIN HERBERT

CLOSING OUT WINS

Justin Herbert has been clutch late in games dating back to his rookie season. In his career, Herbert has engineered 19 game-winning drives in the fourth quarter or overtime, good for the third-most since he entered the NFL in 2020.

JUSTIN HERBERT'S CAREER GAME-WINNING DRIVES

Game	Drive Length	Game-Winning Score
Dec. 13, 2020 vs. Atl.	6 plays, 49 yds (0:31)	Badgley 43-yd FG
Dec. 17, 2020 at L.V.	5 plays, 75 yds (1:49)	Herbert 1-yd TD run*
Dec. 27, 2020 vs. Den.	7 plays, 56 yds (2:01)	Badgley 37-yd FG
Sept. 12, 2021 at Was.	3 plays, 3 yds (0:45)	M.Williams 3-yd TD rec.
Sept. 26, 2021 at K.C.	8 plays, 59 yds (1:10)	M.Williams 4-yd TD rec.
Oct. 10, 2021 vs. Cle.	5 plays, 48 yds (0:31)	Ekeler 3-yd TD run
Nov. 7, 2021 at Phi.	15 plays, 64 yds (6:05)	Hopkins 29-yd FG
Nov. 21, 2021 vs. Pit.	3 plays, 75 yds (1:15)	M.Williams 53-yd TD rec.
Oct. 9, 2022 at Cle.	13 plays, 66 yds (6:26)	Bertolet 27-yd FG
Oct. 17, 2022 vs. Den.	4 plays, 7 yds (2:08)	Hopkins 39-yd FG*
Nov. 6, 2022 at Atl.	3 plays, 24 yds (0:34)	Dicker 37-yd FG
Nov. 27, 2022 at Ari.	7 plays, 38 yds (1:33)	Ekeler 1-yd TD rec.
Dec. 18, 2022 vs. Ten.	6 plays, 52 yards (0:44)	Dicker 43-yd FG
Sept. 24, 2023 at Min.	7 plays, 75 yards (3:15)	Palmer 30-yd TD rec.
Nov. 17, 2024 vs. Cin.	4 plays, 84 yards (0:27)	Dobbins 29-yd TD run
Dec. 19, 2024 vs. Den.	6 plays, 90 yards (2:01)	Haskins 34-yd TD rec.
Sept. 21, 2025 vs. Den.	8 plays, 43 yards (1:43)	Dicker 43-yd FG
Oct. 12, 2025 at Mia.	6 plays, 44 yards (0:41)	Dicker 33-yd FG
Dec. 8, 2025 vs. Phi.	6 plays, 34 yards (3:36)	Dicker 54-yd FG*

**Game-winning drive was in overtime*

GAME-WINNING DRIVES IN FOURTH QUARTER OR OVERTIME, NFL, SINCE 2020

Rank	Team/s	Player	Game-Winning Drives
1.	K.C.	QB Patrick Mahomes	21
	Min./Atl./L.V.	QB Kirk Cousins	21
3.	**LAC**	**QB Justin Herbert**	**19**
	Buf.	QB Josh Allen	19
5.	LAR/Det.	QB Jared Goff	17
6.	L.V./N.O.	QB Derek Carr	16
	Det./LAR	QB Matthew Stafford	16

CAPTAIN COMEBACK

Justin Herbert has led the Bolts to 15 career come-from-behind victories in the fourth quarter or overtime.

HERBERT'S FOURTH QUARTER/OVERTIME COMEBACK WINS

Date	Opponent	4Q/OT Deficit	Result
Dec. 17, 2020	at Las Vegas	24-27 (OT)	W, 30-27 (OT)
Sept. 12, 2021	at Washington	13-16	W, 20-16
Sept. 26, 2021	at Kansas City	21-24	W, 30-24
Oct. 10, 2021	vs. Cleveland	35-42	W, 47-42
Nov. 7, 2021	at Philadelphia	16-17	W, 27-24
Nov. 21, 2021	vs. Pittsburgh	34-37	W, 37-34
Oct. 9, 2022	at Cleveland	27-28	W, 30-28
Oct. 17, 2022	vs. Denver	13-16	W, 19-16 (OT)
Nov. 6, 2022	at Atlanta	14-17	W, 20-17
Nov. 27, 2022	at Arizona	17-24	W, 25-24
Sept. 24, 2023	at Minnesota	21-24	W, 28-24
Dec. 19, 2024	vs. Denver	19-24	W, 34-27
Sept. 21, 2025	vs. Denver	13-20	W, 23-20
Oct. 12, 2025	at Miami	26-27	W, 29-27
Dec. 8, 2025	vs. Philadelphia	16-19	W, 22-19 (OT)

Herbert's 15 career come-from-behind wins in the fourth quarter or overtime are good for the third-most in NFL since he entered the professional ranks in 2020.

FOURTH QUARTER/OVERTIME COMEBACK WINS, NFL, SINCE 2020

Rank	Team/s	Player	4Q/OT Comeback Wins
1.	K.C.	QB Patrick Mahomes	17
	Min./Atl.	QB Kirk Cousins	17
3.	**LAC**	**QB Justin Herbert**	**15**
4.	Buf.	QB Josh Allen	13
5.	LAR/Det.	QB Jared Goff	12

JUSTIN HERBERT

THREADING THE NEEDLE ON THIRD DOWN

In his 98 career starts, **Justin Herbert** has been the one of the best passers in the NFL at moving the chains on third down. He has completed 557 passes on 923 attempts (60.3 pct.) for 6,727 yards and 60 touchdowns with 29 interceptions (91.3 passer rating). Herbert's 557 completions are good for the most in the NFL, while his 6,727 passing yards rank second on third down since 2020.

Herbert tied for the league lead with 14 touchdown passes on third down in 2020, good for the most by a rookie in the last 40 seasons. He has added 46 since then, giving him 60 third-down passing scores since entering the professional ranks, which is good for No. 2 over that span.

Herbert's 91.3 passer rating on third down ranks 11th in the NFL over the last seven years among players with at least 500 passing attempts on third down.

THIRD DOWN COMPLETIONS, NFL, SINCE 2020

Rank	Team/s	Player	Completions
1.	**LAC**	**QB Justin Herbert**	**557**
2.	LAR/Det.	QB Jared Goff	555
3.	K.C.	QB Patrick Mahomes	524
4.	Cin.	QB Joe Burrow	477
5.	Min./Atl./L.V.	QB Kirk Cousins	466

THIRD DOWN PASSING YARDS, NFL, SINCE 2020

Rank	Team/s	Player	Passing Yards
1.	K.C.	QB Patrick Mahomes	7,027
2.	**LAC**	**QB Justin Herbert**	**6,727**
3.	LAR/Det.	QB Jared Goff	6,364
4.	Det./LAR	QB Matthew Stafford	5,843
5.	Buf.	QB Josh Allen	5,781

THIRD DOWN PASSING TOUCHDOWNS, NFL, SINCE 2020

Rank	Team/s	Player	Passing Touchdowns
1.	K.C.	QB Patrick Mahomes	68
2.	**LAC**	**QB Justin Herbert**	**60**
3.	Buf.	QB Josh Allen	55
	Min./Atl./L.V.	QB Kirk Cousins	55
5.	Det./LAR	QB Jared Goff	53

Herbert ranks No. 2 in the NFL with 400 passing first downs on third down over the past seven seasons. He threw for 12 third-down conversions in 2021's Week 1 win at Washington, the most passing first downs in a single game on third down since Andrew Luck did so in 2012. Herbert sported a league-leading 79 passing first downs on third down in 2021.

THIRD DOWN PASSING FIRST DOWNS, NFL, SINCE 2020

Rank	Team/s	Player	Passing First Downs
1.	K.C.	QB Patrick Mahomes	402
2.	**LAC**	**QB Justin Herbert**	**400**
3.	LAR/Det.	QB Jared Goff	372
4.	Buf.	QB Josh Allen	351
5.	Cin.	QB Joe Burrow	333
6.	Det./LAR	QB Matthew Stafford	328

FEELING IT ON FOURTH DOWN

Since entering the NFL in 2020, **Justin Herbert** has been one of the league's top passers on fourth down. He threw a touchdown on fourth down in Week 7, giving him 11 passing scores on fourth down since coming into the NFL in 2020, to rank No. 4 in the league over that span.

FOURTH DOWN PASSING TOUCHDOWNS, NFL, SINCE 2020

Rank	Team/s	Player	Passing Touchdowns
1.	LAR/Det.	QB Jared Goff	17
2.	Buf.	QB Josh Allen	16
3.	Min./Atl.	QB Kirk Cousins	12
4.	**LAC**	**QB Justin Herbert**	**11**
5.	—	Four Other Players	9

Herbert ranks No. 2 in the NFL over that span on fourth down in passing yards (692) and completions (50). He has the third-most passing first downs (42) and ranks No. 2 in fourth-down passer rating (123.6) since 2020 among players with at least 30 passing attempts on fourth down.

FOURTH DOWN COMPLETIONS, NFL, SINCE 2020

Rank	Team/s	Player	Completions
1.	LAR/Det.	QB Jared Goff	62
2.	**LAC**	**QB Justin Herbert**	**50**
3.	Min./Atl./L.V.	QB Kirk Cousins	47
4.	Car.	QB Bryce Young	42
5.	CIn.	QB Joe Burrow	39
	Dal.	QB Dak Prescott	39

FOURTH DOWN PASSING YARDS, NFL, SINCE 2020

Rank	Team/s	Player	Passing Yards
1.	LAR/Det.	QB Jared Goff	718
2.	**LAC**	**QB Justin Herbert**	**692**
3.	Min./Atl./L.V.	QB Kirk Cousins	572
4.	Car.	QB Bryce Young	539
5.	Buf.	QB Josh Allen	518

FOURTH DOWN PASSING FIRST DOWNS, NFL, SINCE 2020

Rank	Team/s	Player	Passing First Downs
1.	LAR/Det.	QB Jared Goff	59
2.	Min./Atl.	QB Kirk Cousins	44
3.	**LAC**	**QB Justin Herbert**	**42**
4.	Dal.	QB Dak Prescott	36
5.	Car.	QB Bryce Young	35
	Cin.	QB Joe Burrow	35

FOURTH DOWN PASSER RATING, MIN. 30 ATT., NFL, SINCE 2020

Rank	Team/s	Player	Passer Rating
1.	Cin.	QB Joe Burrow	128.3
2.	**LAC**	**QB Justin Herbert**	**122.6**
3.	Mia./Atl.	QB Tua Tagovailoa	119.2
4.	NYJ/Mia.	QB Zach Wilson	117.9
5.	G.B.	QB Jordan Love	117.7

JUSTIN HERBERT

AMONG THE LEAGUE LEADERS

Justin Herbert was among the top passers in the NFL in 2025, ranking No. 6 in the league with 340 completions, while his 3,727 passing yards rank ninth and his 29 touchdown passes rank tied for seventh.

COMPLETIONS, QUALIFIED PASSERS, NFL, 2025

Rank	Team	Player	Completions
1.	Dal.	QB Dak Prescott	404
2.	Det.	QB Jared Goff	393
3.	Den.	QB Bo Nix	388
	LAR	QB Matthew Stafford	388
5.	N.E.	QB Drake Maye	354
6.	T.B.	QB Baker Mayfield	343
7.	Jax.	QB Trevor Lawrence	341
8.	**LAC**	**QB Justin Herbert**	**340**
9.	Chi.	QB Caleb Williams	330
10.	Pit.	QB Aaron Rodgers	327

PASSING YARDS, QUALIFIED PASSERS, NFL, 2025

Rank	Team	Player	Passing Yards
1.	LAR	QB Matthew Stafford	4,707
2.	Det.	QB Jared Goff	4,564
3.	Dal.	QB Dak Prescott	4,552
4.	N.E.	QB Drake Maye	4,394
5.	Sea.	QB Sam Darnold	4,048
6.	Jax.	QB Trevor Lawrence	4,007
7.	Chi.	QB Caleb Williams	3,942
8.	Den.	QB Bo Nix	3,931
9.	**LAC**	**QB Justin Herbert**	**3,727**
10.	T.B.	QB Baker Mayfield	3,693

PASSING TOUCHDOWNS, QUALIFIED PASSERS, NFL, 2025

Rank	Team	Player	Passing Touchdowns
1.	LAR	QB Matthew Stafford	46
2.	Det.	QB Jared Goff	34
3.	N.E.	QB Drake Maye	31
4.	Dal.	QB Dak Prescott	30
5.	Jax.	QB Trevor Lawrence	29
6.	Chi.	QB Caleb Williams	27
7.	**LAC**	**QB Justin Herbert**	**26**
	T.B.	QB Baker Mayfield	26
9.	Buf.	QB Josh Allen	25
	Den.	QB Bo Nix	25
	Phi.	QB Jalen Hurts	25
	Sea.	QB Sam Darnold	25

A SEASON FOR THE AGES

Justin Herbert had just three interceptions on 504 passing attempts in 2024, a passing interception percentage of 0.6 — the second-fewest picks and second-best interception percentage in NFL history by any player in a season (min. 450 att.).

Herbert went 11 consecutive games with zero interceptions and at least 15 attempts, becoming just the second player in history to do so.

PASSING INTERCEPTION PERCENTAGE, MIN. 450 ATTEMPTS, SINGLE SEASON, NFL HISTORY

Rank	Season	Team	Player	Passing INT Pct.
1.	2018	G.B.	QB Aaron Rodgers	0.3
2.	**2024**	**LAC**	**QB Justin Herbert**	**0.6**
3.	2019	G.B.	QB Aaron Rodgers	0.7
4.	2021	G.B.	QB Aaron Rodgers	0.8
5.	2010	N.E.	QB Tom Brady	0.8

PASSING INTERCEPTIONS, MIN. 450 ATTEMPTS., SINGLE SEASON, NFL HISTORY

Rank	Season	Team	Player	Passing INTs
1.	2018	G.B.	QB Aaron Rodgers	2
2.	**2024**	**LAC**	**QB Justin Herbert**	**3**
3.	2021	G.B.	QB Aaron Rodgers	4
	2019	G.B.	QB Aaron Rodgers	4
	2016	Dal.	QB Dak Prescott	4
	2010	N.E.	QB Tom Brady	4

CONSECUTIVE GAMES WITHOUT AN INTERCEPTION, MIN. 15 ATTEMPTS IN EACH GAME, SINGLE SEASON, NFL HISTORY

Rank	Season	Team	Player	Consecutive Games
1.	**2024**	**LAC**	**QB Justin Herbert**	**11**
	2010	N.E.	QB Tom Brady	11
3.	2018	Oak.	QB Derek Carr	10

Herbert attempted 357 passes between interceptions in 2024, the fifth-longest streak in NFL history. The 357 pass attempts without an interception were also a team record, breaking his own previous team record of 233 consecutive passes.

CONSECUTIVE PASS ATTEMPTS WITHOUT AN INTERCEPTION, NFL HISTORY

Rk.	Team	Quarterback	Dates	Consec. Attempts
1.	G.B.	Aaron Rodgers	Sept. 30, 2018-Dec. 16, 2018	402
2.	T.B.	Tom Brady	Sept. 11, 2022-Nov. 13, 2022	399
3.	Det.	Jared Goff	Nov. 6, 2022-Sept. 17, 2023	383
4.	N.E.	Tom Brady	Oct. 17, 2010-Nov. 12, 2011	358
5.	**LAC**	**Justin Herbert**	**Sept. 15, 2024-Dec. 15, 2024**	**357**
6.	Chi.	Caleb Williams	Oct. 13, 2024-Dec. 26, 2024	353

CONSECUTIVE PASS ATTEMPTS WITHOUT AN INTERCEPTION, CHARGERS HISTORY

Rank	Quarterback	Dates	Consec. Attempts
1.	**Justin Herbert**	**Sept. 15, 2024-Dec. 15, 2024**	**357**
2.	**Justin Herbert**	**Dec. 26, 2022-Oct. 1, 2023**	**233**
3.	Drew Brees	Oct. 17, 2004-Dec. 5, 2004	194
4.	Philip Rivers	Nov. 27, 2011-Dec. 24, 2011	170

JUSTIN HERBERT

A ROOKIE CAMPAIGN FOR THE AGES

AWARDS

- *The Associated Press* Offensive Rookie of the Year
- *Professional Football Writers of America* Rookie of the Year
- *PFWA* Offensive Rookie of the Year
- *PFWA* All-Rookie Selection
- NFL Offensive Rookie of the Month (October)
- NFL Offensive Rookie of the Month (November)
- FedEx NFL Air Player of the Week — Week 11 vs. NYJ (voted by fans)
- Voted by fans as the Pepsi Zero Sugar Rookie of the Year
- Nine-time Pepsi Zero Sugar Rookie of the Week (voted by fans)

RECORDS AT THE TIME

- Most passing touchdowns by a rookie quarterback ever (31).
- Most combined touchdowns by a rookie in NFL history (36).
- Most consecutive games by a rookie quarterback with multiple passing touchdowns in NFL history (seven).
- Most performances by a rookie quarterback with 300-plus passing yards in NFL history (eight).
- Most performances by a rookie quarterback with three-plus touchdowns in NFL history (six).
- Most games by a rookie quarterback with multiple touchdown passes in NFL history (10).
- Most completions ever by a rookie quarterback (396).
- Youngest player ever to throw 30 touchdowns in a single season, doing so at 22 years, 299 days old.
- Tied for the longest streak of game-winning drives (three games) in the fourth quarter or overtime by a rookie quarterback in the Super Bowl era (since 1966).
- Recorded the first win in pro football history by a rookie quarterback while posting 300 passing yards, three touchdown passes, a rushing score and no interceptions.
- Most passing touchdowns by a rookie quarterback in a game (four) and a half (three) in *Monday Night Football* history.
- Tied for the longest streak of games with three-plus touchdown passes by a rookie quarterback in NFL history (four).
- Tied for the most 300-yard passing performances in a player's first two career games (two).
- Became the first player since at least 1970 to register over 1,500 passing yards and a 100-plus passer rating through the first five games of a career.
- Set marks for the most passing attempts, completions, passing yards and touchdown passes by a rookie quarterback in Chargers history.
- Recorded the most single-game rushing yards by a quarterback in team annals (66 in Week 7 vs. Jax.).

ACCOMPLISHMENTS AND OTHER NOTES AT THE TIME

- Ranked second among rookie quarterbacks in NFL history with 4,336 passing yards on the season.
- Joined Patrick Mahomes as the only players in history to eclipse 4,000 passing yards in the first 14 starts of a career.
- Became the second player in NFL history to top 250 passing yards in each of the first seven games of a career (Mahomes).
- Threw a touchdown pass in each of his first 10 games played, the second-longest streak to open a career in NFL history.
- Threw for 277 yards in the first half of Week 11, the most by any rookie quarterback in a first half over the last 40 seasons.
- Became the third quarterback in NFL history to have 300 passing yards and a rushing score in a debut.
- Threw for the fourth-most passing yards in a debut since 1970.
- Became the first quarterback to throw a touchdown and run for a score in the first half of a debut since 1954.

OFFENSIVE ROOKIE OF THE YEAR

Justin Herbert earned widespread recognition as the Offensive Rookie of the Year, including as the 10th quarterback in history to win the honor from *The Associated Press*. Herbert was also selected by *Professional Football Writers of America* as Rookie of the Year and Offensive Rookie of the Year — becoming the second and seventh quarterback to win those awards, respectively. He is the first player in history to be recognized with all three honors.

QUARTERBACKS TO WIN *AP* OFFENSIVE ROOKIE OF THE YEAR

Season	Team	Player	Combined TDs
2023	Hou.	C.J. Stroud	26
2020	**LAC**	**Justin Herbert**	**36**
2019	Ari.	Kyler Murray	24
2016	Dal.	Dak Prescott	29
2012	Was.	Robert Griffin III	27
2011	Car.	Cam Newton	35
2010	StL	Sam Bradford	19
2008	Atl.	Matt Ryan	17
2006	Ten.	Vince Young	19
2004	Pit.	Ben Roethlisberger	18
1970	Buf.	Dennis Shaw	10

HOT OUT OF THE GATE

Justin Herbert began his career by throwing a touchdown in each of the first 10 games of his career, just one less than the all-time record. His streak of games with 250-plus passing yards to start a career ended at seven contests, ranking second in NFL history.

PLAYERS WITH A PASSING TOUCHDOWN, CONSECUTIVE GAMES TO START CAREER, NFL HISTORY

Rank	Team	Player	Consecutive Games
1.	Was.	QB Mark Rypien	11
2.	**LAC**	**QB Justin Herbert**	**10**
3.	Den.	QB Jay Cutler	9

PLAYERS WITH 250 PASSING YARDS, CONSECUTIVE GAMES TO START CAREER, NFL HISTORY

Rank	Team	Player	Consecutive Games
1.	K.C.	QB Patrick Mahomes	10
2.	**LAC**	**QB Justin Herbert**	**7**
3.	—	Seven Other Players	2

CLOSING OUT WINS

Justin Herbert posted a game-winning drive in the fourth quarter or overtime of three-straight games in 2020, becoming just the third rookie to do so since the 1970 NFL-AFL merger.

ROOKIE QUARTERBACKS WITH THREE CONSECUTIVE GAME-WINNING DRIVES, SINCE 1970

Season	Team	Quarterback	Consecutive Games
2020	**LAC**	**Justin Herbert***	**3 (Dec. 13 — Dec. 27)**
2006	Ten.	Vince Young*	3 (Nov. 26 — Dec. 10)
2004	Pit.	Ben Roethlisberger*	3 (Dec. 5 — Dec. 18)

**Won AP Offensive Rookie of the Year*

JUSTIN HERBERT IN PRIMETIME

A PRIME-TIME PRODIGY

Since entering the NFL, **Justin Herbert** has made 26 starts in primetime, leading the Bolts to wins on each of the regularly-slated prime-time games — *Thursday Night Football*, *Sunday Night Football* and *Monday Night Football*.

He has been one of the best quarterbacks under the lights since entering the NFL in 2020, with his 95.8 passer rating in prime-time games ranking No. 6 in the NFL over the that span among players with at least 700 prime-time passing attempts.

PRIME-TIME PASSER RATING, MIN. 700 ATT., SINCE 2020

Rank	Team/s	Player	Passer Rating
1.	G.B./NYJ/Pit.	QB Aaron Rodgers	109.4
2.	Bal.	QB Lamar Jackson	105.3
3.	Buf.	QB Josh Allen	104.1
4.	Dal.	QB Dak Prescott	98.2
5.	LAR/Det.	QB Jared Goff	96.6
6.	**LAC**	**QB Justin Herbert**	**95.8**
7.	K.C.	QB Patrick Mahomes	95.6

Herbert has thrown 45 touchdown passes in his 26 prime-time starts, good for No. 6 in the NFL in primetime since he entered the league in 2020.

PRIME-TIME PASSING TOUCHDOWNS, SINCE 2020

Rank	Team/s	Player	Passing Touchdowns
1.	Buf.	QB Josh Allen	69
2.	K.C.	QB Patrick Mahomes	67
3.	G.B./NYJ/Pit.	QB Aaron Rodgers	63
4.	Bal.	QB Lamar Jackson	50
5.	Dal.	QB Dak Prescott	48
6.	**LAC**	**QB Justin Herbert**	**45**
7.	LAR/Det.	QB Jared Goff	41
8.	Det./LAR	QB Matthew Stafford	39
9.	Min./Atl./L.V.	QB Kirk Cousins	31
	Sea./Den./Pit./NYG	QB Russell Wilson	31

SUNDAY NIGHT FOOTBALL

Justin Herbert has appeared in 10 career games on *Sunday Night Football*, totaling 2,853 passing yards and 18 touchdowns with five interceptions on 265-of-404 passing (65.6 pct.) for a 95.9 passer rating. In four of those games, Herbert has registered a completion percentage of at least 65.0 and attempted at least 40 passes, tied for the third-most of those performances since the program's inception in 2006.

In the team's Week 14 win on *SNF* in 2022, Herbert completed 39 passes on 51 attempts (76.5 pct.) for 367 yards and a touchdown with zero interceptions (102.3 rating). His 76.5 completion percentage was the best ever in a Sunday night contest by a quarterback to throw zero interceptions and 45-plus attempts.

HIGHEST COMPLETION PCT., SUNDAY NIGHT GAME, MIN. 45 ATT., AND ZERO INTERCEPTIONS, NFL HISTORY

Rk.	Team	Game	Player	Comp. Pct.
1.	**LAC**	**Dec. 11, 2022 vs. Mia.**	**QB Justin Herbert**	**76.5**
2.	T.B.	Oct. 2, 2022 vs. K.C.	QB Tom Brady	75.0
3.	N.E.	Oct. 27, 1996 vs. Buf.	QB Drew Bledsoe	71.1
4.	K.C.	Nov. 14, 2021 at L.V.	QB Patrick Mahomes	70.0

Herbert completed his first 15 passes of the team's 2023 Week 8 win over Chicago on *SNF*, finishing with 298 yards and three touchdowns with zero interceptions on 31-of-40 passing (77.5 pct.) to register a 122.7 passer rating. Herbert's completion percentage was the fourth-highest in a Sunday night contest in NFL history among players with at least 40 passing attempts and zero interceptions.

HIGHEST COMPLETION PCT., SUNDAY NIGHT GAME, MIN. 40 ATT., AND ZERO INTERCEPTIONS, NFL HISTORY

Rk.	Team	Game	Player	Comp. Pct.
1.	N.O.	Nov. 10, 2013 vs. Dal.	QB Drew Brees	82.9
2.	Mia.	Nov. 5, 2017 vs. Oak.	QB Jay Cutler	81.0
3.	N.O.	Oct. 4, 2015 vs. Dal.	QB Drew Brees	80.5
4.	**LAC**	**Oct. 29, 2023 vs. Chi.**	**QB Justin Herbert**	**77.5**
5.	**LAC**	**Dec. 11, 2022 vs. Mia.**	**QB Justin Herbert**	**76.5**

Herbert made his first career appearance on *SNF* in Week 11 of 2021 against Pittsburgh, throwing for 382 yards and three touchdowns with an interception on 31-of-40 passing (73.2 pct.) for a 116.1 passer rating. He added 90 rushing yards to become the first player ever to have at least 350 yards passing and 90 yards rushing in a single game.

His 116.1 passer rating was the best in a quarterback's first career start on *SNF* with at least 40 passing attempts since the program began in 2006. It was also the best passer rating by a quarterback ever in their first career start in a Sunday night game (min. 40 att.).

PASSER RATING, FIRST CAREER START IN A SUNDAY NIGHT GAME, MINIMUM 40 ATTEMPTS, NFL HISTORY

Rk.	Team	Game	Player	Passer Rtg.
1.	**LAC**	**Nov. 21, 2021 vs. Pit.**	**QB Justin Herbert**	**116.1**
2.	Ari.	Oct. 2, 2005 vs. S.F.	QB Josh McCown	109.4
3.	StL	Nov. 18, 2001 at N.E.	QB Kurt Warner	105.4

JUSTIN HERBERT IN PRIMETIME

THURSDAY NIGHT FOOTBALL

Justin Herbert has made five appearances on *Thursday Night Football*, leading the Chargers to three victories. he most recently led the Bolts to dominant 37-10 win over Minnesota in Week 8. In those five games, Herbert has completed 67.8 percent of his passes (118-of-174) for 1,395 yards and 12 touchdowns with four interceptions (105.4 rating).

Since entering the NFL in 2020, Herbert has led the Bolts to a pair of come-from-behind wins on *Thursday Night Football*, tying for the second-most in the NFL on *TNF* in that span.

FOURTH QUARTER/OVERTIME COMEBACK WINS, THURSDAY NIGHT FOOTBALL, NFL, SINCE 2020

Rank	Team/s	Player	4Q/OT Comeback Wins
1.	Min./Atl./L.V.	QB Kirk Cousins	3
2.	**LAC**	**QB Justin Herbert**	**2**
	Cin.	QB Joe Burrow	2
	LAR/Det.	QB Jared Goff	2
	Five Teams*	QB Carson Wentz	2
6.	—	16 Other Players	1

**Eagles, Colts, Rams, Chiefs, Vikings*

Herbert recorded his first career comeback win in the fourth quarter or overtime as a rookie in 2020 in Week 15 at Las Vegas, leading the Bolts to a 30-27 overtime victory. He finished the game with 314 passing yards and two touchdowns on 22-of-32 passing (68.8 pct.) for a 121.1 passer rating. Herbert added a rushing touchdown in overtime to secure the victory.

At 22 years, 282 days old, Herbert became the second-youngest player to mount a come-from-behind win in the fourth quarter or overtime of a Thursday night game in NFL history.

YOUNGEST QUARTERBACKS TO LEAD A COME-FROM-BEHIND WIN IN FOURTH QUARTER OR OVERTIME, THURSDAY NIGHT GAMES, NFL HISTORY

Rk.	Team	Game	Player	Age (Yrs-Days)
1.	S.F.	Dec. 14, 2006 at Sea.	QB Alex Smith	22-221
2.	**LAC**	**Dec. 17, 2020 at L.V.**	**QB Justin Herbert**	**22-282**
3.	Dal.	Dec. 1, 2016 at Min.	QB Dak Prescott	23-125

MONDAY NIGHT FOOTBALL

In 10 appearances on *Monday Night Football*, **Justin Herbert** has thrown for 2,270 yards and 12 scores with four interceptions on 223-of-335 passing (62.8 pct.) for a 87.6 passer rating. His 2,270 passing yards are the third-most on *Monday Night Football* since he entered the professional ranks in 2020.

In 2020, Herbert tossed four touchdown passes on *Monday Night Football*, setting the program's single-game rookie passing touchdown record. He added three touchdowns in the lone Monday night contest in 2021, making him one of four players with seven or more touchdown passes in their first two starts on *MNF* since the program began in 1970.

LADD McCONKEY

McCONKEY SETS POSTSEASON MARKS

In his NFL postseason debut, **WR Ladd McConkey** turned in a record-setting performance, totaling 197 receiving yards on nine receptions (21.9 avg.), including an 86-yard touchdown. His 197 receiving yards set an NFL postseason rookie record, while his 86-yard touchdown was the second-longest reception by a rookie in postseason history.

MOST RECEIVING YARDS, ROOKIES, SINGLE POSTSEASON GAME, NFL HISTORY

Rk.	Team	Game	Player	Rec. Yds
1.	**LAC**	**Jan. 11, 2025 at Hou.***	**WR Ladd McConkey**	**197**
2.	LAR	Jan. 14, 2024 at Det.†	WR Puka Nacua	181
3.	Sea.	Jan. 5, 2020 at Phi.†	WR DK Metcalf	160
4.	Phi.	Jan. 9, 2010 at Dal.†	WR Jeremy Maclin	146
5.	S.D.	Jan. 12, 2014 at Den.**	WR Keenan Allen	142
	Phi.	Dec. 31, 1988 at Chi.††	TE Keith Jackson	142

LONGEST RECEPTION, ROOKIES, POSTSEASON, NFL HISTORY

Rk.	Team	Game	Player	Length
1.	N.O.	Jan. 21, 2007 at Chi.†††	RB Reggie Bush	88^
2.	**LAC**	**Jan. 11, 2025 at Hou.***	**WR Ladd McConkey**	**86^**
3.	Phi.	Jan. 9, 2010 at Dal.†	WR Jeremy Maclin	76^
4.	Cin.	Jan. 8, 2006 vs. Pit.*	WR Chris Henry	66
5.	Phi.	Dec. 31, 1988 at Chi.††	TE Keith Jackson	65

^Touchdown
**AFC Wild Card*
***AFC Divisional*
†NFC Wild Card
††NFC Divisional
†††NFC Championship

ONE OF THE BEST BOLTS THROUGH TWO YEARS

One year after setting franchise rookie records for receptions and receiving yards, **WR Ladd McConkey** has continued his exellence, ranking among the most productive in team history through two seasons. He ranks tied for the most receptions by a Charger within the first two seasons of a career (147). McConkey also ranks highly with 1,938 yards (second) and 13 touchdown receptions (fourth) in franchise history through the first two years of a career. McConkey's 87 receiving first downs are second by a Charger through two seasons since the stat began being tracked in 1992.

RECEPTIONS, FIRST TWO SEASONS, CHARGERS HISTORY

Rank	Seasons	Player	Receptions
1.	**2024-25**	**WR Ladd McConkey**	**148**
	2013-14	WR Keenan Allen	148
3.	2001-02	RB LaDainian Tomlinson	138
4.	1978-79	WR John Jefferson	117
5.	1979-80	TE Kellen Winslow	114

RECEIVING YARDS, FIRST TWO SEASONS, CHARGERS HISTORY

Rank	Season	Player	Receiving Yards
1.	1978-79	WR John Jefferson	2,091
2.	**2024-25**	**WR Ladd McConkey**	**1,938**
3.	2013-14	WR Keenan Allen	1,829
4.	1988-89	WR Anthony Miller	1,778
5.	1978-79	TE Kellen Winslow	1,545
6.	2003-04	TE Antonio Gates	1,363

RECEIVING TOUCHDOWNS, FIRST TWO SEASONS, CHARGERS HISTORY

Rank	Season	Player	Receiving Touchdowns
1.	1978-79	WR John Jefferson	23
2.	2003-04	TE Antonio Gates	15
3.	1988-89	WR Anthony Miller	13
4.	**2024-25**	**WR Ladd McConkey**	**13**
5.	2013-14	WR Keenan Allen	12
	2016-17	TE Hunter Henry	12
7.	1978-79	TE Kellen Winslow	11

RECEIVING FIRST DOWNS, FIRST TWO SEASONS, CHARGERS, SINCE 1992

Rank	Season	Player	Receiving First Downs
1.	2013-14	WR Keenan Allen	95
2.	**2024-25**	**WR Ladd McConkey**	**87**
3.	2003-04	TE Antonio Gates	74
4.	2016-17	TE Hunter Henry	62
5.	2021-22	WR Joshua Palmer	57

LADD McCONKEY

FRANCHISE ROOKIE RECORD-HOLDER

In his rookie season, **WR Ladd McConkey** paced the team in receptions (82) and receiving yards (1,149), while ranking second in touchdown grabs (seven). He set team rookie records with his 82 catches and 1,149 yards, while his seven touchdown grabs are the fourth-most in a season in team history by a rookie.

RECEPTIONS, ROOKIES, CHARGERS HISTORY

Rank	Season	Player	Receptions
1.	**2024**	**WR Ladd McConkey**	**82**
2.	2013	WR Keenan Allen	71
3.	2001	RB LaDainian Tomlinson	59
4.	1978	WR John Jefferson	56
5.	1981	RB James Brooks	46

RECEIVING YARDS, ROOKIES, CHARGERS HISTORY

Rank	Season	Player	Receiving Yards
1.	**2024**	**WR Ladd McConkey**	**1,149**
2.	2013	WR Keenan Allen	1,046
3.	1978	WR John Jefferson	1,001
4.	1988	WR Anthony Miller	526
5.	1996	WR Charlie Jones	524

In the team's Week 11 win over Cincinnati, McConkey recorded a career-best 123 yards on six receptions (20.5 avg.). It was the seventh-most receiving yards in a single game by a Chargers rookie ever and the most by a Bolts rookie in a game since 2013.

MOST RECEIVING YARDS, ROOKIES, SINGLE GAME, CHARGERS HISTORY

Rank	Game	Player	Rec. Yds
1	Dec. 4, 1978 vs. Chi.	WR John Jefferson	155
2.	Dec. 17, 1978 at Hou.^	WR John Jefferson	149
3.	Nov. 3, 1974 vs. Cle.	WR Harrison Davis	142
4.	Nov. 12, 1978 vs. K.C.	WR John Jefferson	130
5.	Nov. 3, 2013 at Was.	WR Keenan Allen	128
6.	Nov. 24, 2013 at K.C.	WR Keenan Allen	124
7.	**Nov. 17, 2024 vs. Cin.**	**WR Ladd McConkey**	**123**
8.	Nov. 3, 1974 vs. Cle.	RB Don Woods	119

^Houston Oilers

In Week 13, McConkey hauled in 117 receiving yards, his third 100-yard performance of the season. 105 of those yards came in the first half, the most ever by a Chargers rookie in a single first half. McConkey's three 100-yard receiving games tied for the second-most by a rookie in team history.

GAMES WITH 100-PLUS RECEIVING YARDS, ROOKIES, CHARGERS HISTORY

Rank	Season	Player	Games
1.	2013	WR Keenan Allen	5
2.	**2024**	**WR Ladd McConkey**	**3**
	1978	WR John Jefferson	3
4.	—	Six Other Players	1

McCONKEY A STANDOUT ROOKIE

WR Ladd McConkey stood out amongst first-year players in 2024, ranking No. 4 in receptions (82) and receiving yards (1,149) among rookies, while his seven touchdown grabs tied for the fourth-most among rookies in 2024. He was the only rookie with at least 50 catches this season to have been selected outside of the first round.

The Georgia product moved the chains or scored on 63.4 percent of his receptions in 2024, the best rate among rookies with at least 70 catches.

RECEPTIONS, ROOKIES, NFL, 2024

Rank	Team	Player	Receptions
1.	L.V.	TE Brock Bowers	112
2.	NYG	WR Malik Nabers	109
3.	Jax.	WR Brian Thomas Jr.	87
4.	**LAC**	**WR Ladd McConkey**	**82**
5.	Ari.	WR Marvin Harrison Jr.	62

RECEIVING YARDS, ROOKIES, NFL, 2024

Rank	Team	Player	Receiving Yards
1.	Jax.	WR Brian Thomas Jr.	1,282
2.	NYG	WR Malik Nabers	1,204
3.	L.V.	TE Brock Bowers	1,194
4.	**LAC**	**WR Ladd McConkey**	**1,149**
5.	Ari.	WR Marvin Harrison Jr.	885

RECEIVING TOUCHDOWNS, ROOKIES, NFL, 2024

Rank	Team	Player	Receiving Touchdowns
1.	Jax.	WR Brian Thomas Jr.	10
2.	Ari.	WR Marvin Harrison Jr.	8
	T.B.	WR Jalen McMillan	8
4.	**LAC**	**WR Ladd McConkey**	**7**
	NYG	WR Malik Nabers	7
6.	K.C.	WR Xavier Worthy	6

RECEIVING 1ST DOWN PCT., ROOKIES, MIN. 70 REC., NFL, 2024

Rank	Team	Player	Rec. 1st Down Pct.
1.	**LAC**	**WR Ladd McConkey**	**63.4**
2.	Jax.	WR Brian Thomas Jr.	60.9
3.	L.V.	TE Brock Bowers	54.5
4.	NYG	WR Malik Nabers	50.5

DERWIN JAMES JR.

A SWISS-ARMY KNIFE

Derwin James Jr., who has appeared in 101 career games, recorded 705 tackles, 40 tackles for loss and 19.0 sacks. He is a sack away from being just the fifth NFL player to reach 700 tackles, 40 tackles for loss and 20.0 sacks within the first 110 games of a career since tackles for loss being tracked in 2008.

PLAYERS WITH 700 TACKLES, 40 TACKLES FOR LOSS AND 20 SACKS, FIRST 110 CAREER GAMES, NFL, SINCE 2008

Seasons	Team/s	Player	Sacks	TFL	Tackles
2007-14	S.F.	LB Patrick Willis*	20.5	52	939
2012-18	T.B.	LB Lavonte David	21.5	107	919
2018-24	Chi./Bal.	LB Roquan Smith	20.0	60	906
2019-25	4 Teams^	LB Devin White	25.5	51	768
2018-26	**LAC**	**S Derwin James Jr.**	**19.0**	**40**	**705**

**Pro Football Hall of Famer*
^Buccaneers, Texans, Raiders, Lions

James can also be the fourth player since the turn of the century to post 700 tackles, 10 interceptions and 20.0 sacks within the first 110 games of a career.

PLAYERS WITH 700 TACKLES, 10 INTERCEPTIONS AND 20 SACKS, FIRST 110 CAREER GAMES, NFL, SINCE 2000

Seasons	Team/s	Player	Sacks	INTs	Tackles
2000-07	Chi.	LB Brian Urlacher*	35.5	10	881
2018-24	Chi./Bal.	LB Roquan Smith	21.5	10	1,004
2019-25	T.B.	LB Lavonte David	21.5	11	919
2018-26	**LAC**	**S Derwin James Jr.**	**19.0**	**12**	**701**

**Pro Football Hall of Famer*

MAKING AN IMPACT

Derwin James Jr., continues to set records in 2026 as one of football's most versatile defensive weapons. In Week 2, he eclipsed 700 career tackles in his 100th regular-season game, becoming the fastest defensive back to reach that mark since at least 2000. James previously set records as the fastest defensive back since 2000 to reach 500 career tackles (67th career game) and 600 career tackles (84th career game).

FEWEST GAMES TO 700 TACKLES, DEFENSIVE BACKS, NFL, SINCE 2000

Rank	Team/s	Player	Games
1.	**LAC**	**S Derwin James Jr.**	**100**
2.	Ari.	S Budda Baker	104
3.	G.B./Pit.	S Morgan Burnett	107
4.	Ind.	S Antoine Bethea	108

GETTING AFTER THE QUARTERBACK

Derwin James Jr., recorded a single-season career-best 5.5 sacks in 2024. He added another two in 2025, to bring his career total to 19.0. His 19.0 sacks are the sixth-most by any defensive back in their first nine pro seasons since the individual sack became a statistic in 1982.

SACKS, DEFENSIVE BACKS, FIRST NINE SEASONS, NFL, SINCE 1982

Rank	Team/s	Player	Sacks
1.	NYJ/Sea./Det./Ten./L.V.	S Jamal Adams	22.5
2.	S.D.	S Rodney Harrison	21.5
3.	Ari.	S Adrian Wilson	20.5
	Pit.	S Carnell Lake	20.5
5.	T.B.	CB Ronde Barber	20.0
6.	**LAC**	**S Derwin James Jr.**	**19.0**
7.	T.B.	S Antoine Winfield Jr.	18.0
	N.O./Car.	S Roman Harper	18.0
	StL/Was./Chi.	S Adam Archuleta	18.0

In 2024's Week 17 victory at New England, James recorded a career-high two sacks, both of which came on fourth down. It's the most fourth-down sacks in a single game by any defensive back and just the sixth performance of two-plus sacks on fourth down since the individual sack became an official statistic in 1982.

SACKS, FOURTH DOWN, SINGLE GAME, NFL, SINCE 1982

Rk.	Team	Game	Player	Sacks
1.	**LAC**	**Dec. 28, 2024 at N.E.**	**S Derwin James Jr.**	**2.0**
	Min.	Jan. 9, 2022 vs. Chi.	LB D.J. Wonnum	2.0
	Phi.	Sept. 12, 2021 at Atl.	DL Javon Hargrave	2.0
	Phi.	Dec. 30, 2018 at Was.	DT Fletcher Cox	2.0
	Min.	Sept. 30, 2012 at Det.	DE Everson Griffen	2.0
	StL	Nov. 30, 2003 vs. Min.	DE Leonard Little	2.0
7.	S.F.	Nov. 29, 2009 vs. Jax.	DT Justin Smith	1.5

DERWIN JAMES JR.

A PLAYER OF THE WEEK PERFORMANCE

In Week 3 of the 2025 season, **Derwin James Jr.**, put forth a dominant performance, earning AFC Defensive Player of the Week honors for his efforts. The defensive chess piece totaled 12 tackles (10 solo), a sack and a career-high four tackles for loss, becoming just the sixth NFL player and first defensive back since tackles for loss began being tracked in 2008 to have 10 solo tackles, a sack and four tackles for loss in a single game.

PLAYERS WITH 10 SOLO TACKLES, A SACK AND FOUR TACKLES FOR LOSS, SINGLE GAME, NFL, SINCE 2008

Game	Tm.	Player	Scks.	TFL	So. Tkls.
Sept. 21, 2025 vs. Den.	**LAC**	**S D.James Jr.**	**1.0**	**4**	**10**
Oct. 23, 2017 at Phi.	Was.	LB Z.Brown	1.5	4	10
Oct. 15, 2017 vs. Chi.	Bal.	OLB M.Judon	2.0	4	12
Nov. 27, 2016 at Den.	K.C.	LB J.Houston	3.0	4	10
Dec. 16, 2012 vs. Ind.	Hou.	DE J.Watt	3.0	6	10
Oct. 30, 2011 at Phi.	Dal.	LB D.Ware	4.0	5	10

AMONG THE BEST THROUGH 80 GAMES

Derwin James Jr., recorded 585 tackles, 31 tackles for loss and 15.0 sacks in his first 80 career games played. He was just the seventh NFL player and the first defensive back to record 550 tackles, 30 tackles for loss and 15.0 sacks within the first 80 games of a career since tackles for loss began being tracked in 2008.

PLAYERS WITH 550 TACKLES, 25 TACKLES FOR LOSS AND 15 SACKS, FIRST 80 CAREER GAMES, NFL, SINCE 2008

Seasons	Team/s	Player	Sacks	TFL	Tackles
2018-24	**LAC**	**S Derwin James Jr.**	**15.0**	**31**	**585**
2019-24	T.B./Hou.	LB Devin White	23.0	40	576
2018-23	Ind./Phi.	LB Shaquille Leonard	16.0	34	628
2018-23	Chi./Bal.	LB Roquan Smith	19.5	56	713
2012-17	Sea.	LB Bobby Wagner	15.5	38	715
2012-17	T.B.	LB Lavonte David	18.0	87	679
2007-12	S.F.	LB Patrick Willis	17.0	37	727

James is also one of eight players — and the only defensive back — since the turn of the century to post 550 tackles, five interceptions and 15 sacks within the first 80 games of a career.

PLAYERS WITH 550 TACKLES, FIVE INTERCEPTIONS AND 15 SACKS, FIRST 80 CAREER GAMES, NFL, SINCE 2000

Seasons	Team/s	Player	Sacks	INTs	Tackles
2018-24	**LAC**	**S Derwin James Jr.**	**15.0**	**9**	**585**
2018-23	Ind./Phi.	LB Shaquille Leonard	16.0	12	628
2018-23	Chi./Bal.	LB Roquan Smith	19.5	8	713
2012-17	Sea.	LB Bobby Wagner	15.5	7	715
2012-17	T.B.	LB Lavonte David	18.0	10	679
2007-12	S.F.	LB Patrick Willis	17.0	6	727
2007-12	NYJ	LB David Harris	19.5	6	555
2000-05	Chi.	LB Brian Urlacher	32.5	7	640

DERWIN'S PICKS AND SACKS BY PASSER

Derwin James Jr., has recorded 12 interceptions and 19.0 sacks in his career. He has brought down Patrick Mahomes the most, totaling three sacks of the Texas Tech product. Below is a look at his career regular-season sacks and interceptions by passer:

REGULAR-SEASON CAREER INTs BY PASSER (12)

INTs	Passer	Most Recent INT
1	QB Tyson Bagent	Oct. 29, 2023 vs. Chi.
	QB Derek Carr	Oct. 4, 2021 vs. L.V.
	QB Kirk Cousins	Dec. 1, 2024 at Atl.
	QB Nick Foles	Dec. 26, 2022 at Ind.
	QB Jared Goff	Sept. 23, 2018 at LAR
	QB Drew Lock	Nov. 28, 2021 at Den.
	QB Gardner Minshew II	Dec. 14, 2025 at K.C.
	QB Kyler Murray	Nov. 27, 2022 at Ari.
	QB Ben Roethlisberger	Dec. 2, 2018 at Pit.
	QB Josh Rosen	Nov. 25, 2018 vs. Ari.
	QB C.J. Stroud	Dec. 27, 2025 vs. Hou.
	QB Tua Tagovailoa	Oct. 12, 2025 at Mia.

REGULAR-SEASON CAREER SACKS BY PASSER (19.0)

Sacks	Passer	Most Recent Sack
3.0	QB Patrick Mahomes	Dec. 8, 2024 at K.C.
2.0	QB Drake Maye	Dec. 28, 2024 at N.E.
1.5	QB Baker Mayfield	Oct. 10, 2021 vs. Cle.
1.0	QB Josh Allen	Sept. 16, 2018 at Buf.
	QB C.J. Beathard	Sept. 30, 2018 vs. S.F.
	QB Joe Burrow	Nov. 17, 2024 vs. Cin.
	QB Derek Carr	Sept. 11, 2022 vs. L.V.
	QB Justin Fields	Sept. 22, 2024 at Pit.
	QB Lamar Jackson	Nov. 25, 2024 vs. Bal.
	QB Marcus Mariota	Nov. 6, 2022 at Atl.
	QB Bo Nix	Sept. 21, 2025 vs. Den.
	QB Jarrett Stidham	Dec. 31, 2023 at Den.
	QB Russell Wilson	Oct. 17, 2022 vs. Den.
	QB Bailey Zappe	Dec. 3, 2023 at N.E.
0.5	QB Jaxson Dart	Sept. 28, 2025 at NYG
	QB Dak Prescott	Sept. 19, 2021 vs. Dal.
	QB Geno Smith	Nov. 30, 2025 vs. L.V.

KHALIL MACK

RETURN OF THE MACK

Since entering the NFL in 2014, **Khalil Mack** has totaled 115.0 sacks, good for the fourth-most over that span. He's one of football's top defenders at forcing turnovers, ranking tied for first in forced fumbles (36) and No. 1 in strip-sacks (28) since entering the NFL.

Mack's 270 career hurries and 482 pressures each lead the league since he entered the NFL in 2014.

SACKS, NFL, SINCE 2014

Rank	Team/s	Player	Sacks
1.	Cle./LAR	DE Myles Garrett	125.5
2.	Pit.	LB T.J. Watt	118.5
3.	Min./Hou.	DE Danielle Hunter	116.0
4.	**Oak./Chi./LAC**	**OLB Khalil Mack**	**115.0**
5.	LAR	DT Aaron Donald	111.0

FORCED FUMBLES, NFL, SINCE 2014

Rank	Team/s	Player	Forced Fum.
1.	**Oak./Chi./LAC**	**OLB Khalil Mack**	**36**
	Pit.	LB T.J. Watt	36
3.	T.B.	LB Lavonte David	31
4.	N.E./Ari./L.V.	OLB Chandler Jones	30
5.	LAR	DT Aaron Donald	24
	Dal./Sea.	DE DeMarcus Lawrence	24

STRIP-SACKS, NFL, SINCE 2014

Rk.	Team/s	Player	Strip Sacks
1.	**Oak./Chi./LAC**	**OLB Khalil Mack**	**28**
2.	N.E./Ari./L.V.	OLB Chandler Jones	26
3.	Pit.	LB T.J. Watt	25
4.	Cle./LAR	DE Myles Garrett	22
5.	Den./T.B.	OLB Shaquil Barrett	19

QUARTERBACK HURRIES, NFL, SINCE 2014

Rank	Team/s	Player	Hurries
1.	**Oak./Chi./LAC**	**OLB Khalil Mack**	**271**
2.	N.O.	DE Cameron Jordan	220
	Den./LAR/Buf./Was./Dal.	OLB Von Miller	220
4.	LAR	DT Aaron Donald	214
5.	Buf./Hou.	DL Jerry Hughes	204

DEFENSIVE PRESSURES, NFL, SINCE 2014

Rank	Team/s	Player	Pressures
1.	**Oak./Chi./LAC**	**OLB Khalil Mack**	**485**
2.	LAR	DT Aaron Donald	476
3.	N.O.	DE Cameron Jordan	427
4.	Den./LAR/Buf./Was./Dal.	OLB Von Miller	424
5.	Hou./Ari.	DE J.J. Watt	393

MACK MAKES HISTORY

Khalil Mack eclipsed 12 sacks in 2023, the third season of his career with at least 12 sacks — and with his third franchise. He joined Hall of Famer Kevin Greene as the only two players to have a 12-sack season with three different franchises since the individual sack became an official statistic in 1982.

PLAYERS WITH 12-SACK SEASON WITH THREE DIFFERENT FRANCHISES, NFL, SINCE 1982

Player	Teams (Seasons)
OLB Khalil Mack	**Raiders ('15), Bears ('18), Chargers ('23)**
LB Kevin Greene*	Rams ('88-90), Steelers ('93-94), Panthers ('96, '99)

In the Week 10 win over Pittsburgh on *Sunday Night Football*, Mack joined Greene as the only players with at least 35 sacks with three different franchises.

PLAYERS WITH 35 SACKS WITH THREE DIFFERENT FRANCHISES, NFL, SINCE 1982

Player	Teams (Sacks; Years with Team)
OLB Khalil Mack	**Raiders (40.5; 2014-17), Bears (36.0; 2018-21), Chargers (35.0; 2022-Present)**
LB Kevin Greene*	Rams (72.5; 1985-92), Steelers (35.5; 1993-95), Car. (41.5; 1996, '98-99)

**Pro Football Hall of Famer*

MACK TOPS 100 CAREER SACKS

In the 150th regular-season game of his career, **Khalil Mack** eclipsed 100 career sacks in the second quarter on a nine-yard takedown. Mack's 115.0 career sacks rank No. 7 among active NFL players.

SACKS, ACTIVE NFL PLAYERS

Rank	Team/s	Player	Sacks
1.	Den./LAR/Buf./Was./Dal.	OLB Von Miller	138.5
2.	N.O.	DE Cameron Jordan	132.0
3.	Cle./LAR	DE Myles Garrett	125.5
4.	Pit.	LB T.J. Watt	118.5
5.	Ari./Jax./Bal./Atl./Mia.	DL Calais Campbell	117.0
6.	Min./Hou.	DE Danielle Hunter	116.0
7.	**Oak./Chi./LAC**	**OLB Khalil Mack**	**115.0**
8.	LAR	DT Aaron Donald	111.0
9.	NYG/T.B./Bal./N.O./Mia.	DE Jason Pierre-Paul	94.5

KHALIL MACK

MACK DROPS SIX SACKS IN VICTORY

Khalil Mack had a historic performance in the team's 2023 Week 4 win over the Raiders. He set a single-game team record and career high with six sacks, including a pair of strip-sacks. It was the first six-sack performance by any NFL player since 2017 and just the sixth since the stat began being tracked in 1982.

Mack added 10 tackles (eight solo), five tackles for loss, four quarterback hits and a pass defensed. He was the only player since at least 2000 to have six sacks and at least 10 tackles in a single game. He was recognized as AFC Defensive Player of the Week for his performance, the fourth weekly award of his career.

Along with his five-sack performance in 2015, Mack joined Hall of Fame LB Derrick Thomas as the only players with multiple games of five or more sacks since the stat started being tracked in 1982.

SACKS, SINGLE GAME, NFL, SINCE 1982

Rk.	Team	Game	Player	Sacks
1.	K.C.	Nov. 11, 1990 vs. Sea.	LB Derrick Thomas	7.0
2.	**LAC**	**Oct. 1, 2023 vs. L.V.**	**OLB Khalil Mack**	**6.0**
	Atl.	Nov. 12, 2017 vs. Dal.	DL Adrian Clayborn	6.0
	NYG	Sept. 30, 2007 vs. Phi.	DE Osi Umenyiora	6.0
	K.C.	Sept. 6, 1998 vs. Oak.	LB Derrick Thomas	6.0
	S.F.	Nov. 13, 1983 vs. N.O.	DE Fred Dean	6.0
7.	S.F.	Nov. 19, 2012 vs. Chi.	OLB Aldon Smith	5.5
	Det.	Sept. 4, 1983 at T.B.	DE William Gay	5.5

SACKS, SINGLE GAME, CHARGERS, SINCE 1982

Rank	Game	Player	Sacks
1.	**Oct. 1, 2023 vs. L.V.**	**OLB Khalil Mack**	**6.0**
2.	Nov. 16, 1986 vs. Dal.	DE Leslie O'Neal	5.0
3.	Sept. 28, 2025 at NYG	OLB Tuli Tuipulotu	4.0
	—	Five Other Players	4.0

MACK'S PICKS BY PASSER

Khalil Mack has picked off three passes, including two that he returned for a touchdown. Below is a look at his career regular-season interceptions by quarterback:

REGULAR-SEASON CAREER INTs BY PASSER (3)

INTs	Passer	Most Recent INT
1	QB Kirk Cousins	Nov. 16, 2020 vs. Min.
	QB DeShone Kizer	Sept. 9, 2018 at G.B.
	QB Cam Newton	Nov. 27, 2016 vs. Car.

MACK'S SACKS BY PASSER

Khalil Mack has sacked 52 players in the regular season for a total of 115.0 career sacks in the regular season. Below is a list of his career sacks by passer, including the postseason:

REGULAR-SEASON CAREER SACKS BY PASSER (115.0)

Sacks	Passer	Most Recent Sack
6.5	QB Aaron Rodgers	Nov. 9, 2025 vs. Pit.
6.0	QB Aidan O'Connell	Oct. 1, 2023 vs. L.V.
	QB Brock Osweiler	Nov. 21, 2016 vs. Hou.
	QB Alex Smith	Dec. 10, 2017 at K.C.
5.0	QB Kirk Cousins	Sept. 20, 2026 vs. L.V.
	QB Trevor Siemian	Nov. 26, 2017 vs. Den.
4.0	QB Derek Carr	Sept. 11, 2022 L.V.
	QB Dak Prescott	Oct. 16, 2023 vs. Dal.
3.5	QB Patrick Mahomes	Dec. 14, 2025 at K.C.
	QB Geno Smith	Nov. 30, 2025 vs. L.V.
3.0	QB Tom Brady	Oct. 8, 2020 vs. T.B.
	QB Jared Goff	Oct. 3, 2021 vs. Det.
	QB Daniel Jones	Oct. 19, 2025 vs. Ind.
	QB Josh McCown	Sept. 17, 2017 vs. NYJ
	QB Jameis Winston	Nov. 3, 2024 at Cle.
2.0	QB Sam Bradford	Sept. 23, 2018 at Ari.
	QB Teddy Bridgewater	Oct. 18, 2020 at Car.
	QB Joe Flacco	Sept. 15, 2019 at Den.
	QB Lamar Jackson	Nov. 26, 2023 vs. Bal.
	QB Colin Kaepernick	Dec. 7, 2017 vs. S.F.
	QB Case Keenum	Sept. 23, 2019 at Was.
	QB Jordan Love	Nov. 19, 2023 at G.B.
	QB Marcus Mariota	Nov. 29, 2015 at Ten.
	QB Baker Mayfield	Sept. 26, 2021 at Cle.
	QB Philip Rivers	Oct. 27, 2019 vs. LAC
	QB Matthew Stafford	Nov. 11, 2018 vs. Det.
	QB Russell Wilson	Oct. 17, 2022 vs. Den.
	QB Zach Wilson	Nov. 6, 2023 at NYJ
	QB Bailey Zappe	Dec. 3, 2023 at N.E.
1.5	QB Gardner Minshew II	Sept. 8, 2024 vs. L.V.
1.0	QB Josh Allen	Sept. 27, 2026 at Buf.
	QB Blake Bortles	Oct. 23, 2016 at Jax.
	QB Drew Brees	Nov. 1, 2020 vs. N.O.
	QB Joe Burrow	Sept. 19, 2021 vs. Cin.
	QB Jay Cutler	Oct. 4, 2015 at Chi.
	QB Justin Fields	Sept. 22, 2024 at Pit.
	QB Ryan Fitzpatrick	Sept. 30, 2018 vs. T.B.
	QB Nick Foles	Dec. 26, 2022 at Ind.
	QB Blaine Gabbert	Jan. 7, 2024 vs. K.C.
	QB Jimmy Garoppolo	Nov. 13, 2022 at S.F.
	QB DeShone Kizer	Sept. 9, 2018 at G.B.
	QB Eli Manning	Dec. 2, 2018 at NYG
	QB Drake Maye	Dec. 28, 2024 at N.E.
	QB Davis Mills	Oct. 2, 2022 at Hou.
	QB Cam Newton	Nov. 27, 2016 vs. Car.
	QB Kyle Orton	Dec. 21, 2014 vs. Buf.
	QB Spencer Rattler	Oct. 27, 2024 vs. N.O.
	QB Jarrett Stidham	Dec. 31, 2023 at Den.
	QB Tyrod Taylor	Dec. 4, 2016 vs. Buf.
	QB Deshaun Watson	Dec. 13, 2020 vs. Hou.
	QB Carson Wentz	Oct. 23, 2025 vs. Min.
0.5	QB Matt Ryan	Sept. 27, 2020 at Atl.

POSTSEASON CAREER SACKS BY PASSER (3.0)

Sacks	Passer	Most Recent Sack
2.0	QB C.J. Stroud	Jan. 11, 2025 at Hou.*
1.0	QB Trevor Lawrence	Jan. 14, 2023 at Jax.*

**AFC Wild Card*

DAIYAN HENLEY

IMPACT ACROSS THE BOARD

Last year, **Daiyan Henley** made his presence felt across the defense, totaling 101 tackles, 3.5 sacks, two picks and five pass breakups. He's one of eight NFL players this season to record 80 tackles, multiple sacks, multiple interceptions and five passes defensed.

PLAYERS WITH 80 TACKLES, MULTIPLE SACKS, MULTIPLE INTERCEPTIONS AND FIVE PASSES DEFENSED, NFL, 2025

Rk.	Team	Player	Sacks	PDs	INTs	Tackles
1.	Cle.	LB Devin Bush	2.0	8	3	124
2.	Phi.	LB Zack Baun	3.5	7	2	123
3.	LAR	S Kam Curl	2.0	5	2	122
4.	Cin.	LB Demetrius Knight Jr.	2.0	7	2	106
5.	**LAC**	**LB Daiyan Henley**	**3.5**	**5**	**2**	**101**
6.	**LAC**	**S Derwin James Jr.**	**2.0**	**7**	**3**	**94**
7.	Buf.	S Cole Bishop	2.0	7	3	85
8.	N.O.	CB Alontae Taylor	2.0	11	2	83

HIT THE CENTURY MARK ... AGAIN

With 100 tackles in 2025, **Daiyan Henley** now has reached the century mark in back-to-back years, becoming the fifth Chargers defender since 2000 to do so.

CONSECUTIVE SEASONS WITH 100 TACKLES, CHARGERS, SINCE 2000

Rank	Player	Consecutive Seasons
1.	LB Donnie Edwards	5 (2002-06)
2.	S Derwin James Jr.	3 (2021-23)
3.	**LB Daiyan Henley**	**2 (2024-25)**
	S Eric Weddle	2 (2013-14)
	S Rodney Harrison	2 (2000-01)

DAIYAN GETS TO THE BALL

Daiyan Henley was all around the football in Week 3, totaling a team-high nine tackles (five solo), forcing a fumble and recovering a pair of fumbles. His performance was just the fourth since 2020 to have more than five tackles, a forced fumble and multiple recoveries.

PLAYERS WITH A FORCED FUMBLE, MULTIPLE FUMBLE RECOVERIES AND MORE THAN FIVE TACKLES, SINGLE GAME, NFL, SINCE 2020

Game	Tm.	Player	FF	FR	Tkls.
Sept. 27, 2026 at Buf.	**LAC**	**LB Daiyan Henley**	**1**	**2**	**9**
Oct. 27, 2024 at Den.	Car.	DT Shy Tuttle	1	2	7
Nov. 29, 2020 at Min.	Car.	S Jeremy Chinn	1	2	13
Oct. 11, 2020 vs. Cin.	Bal.	LB Patrick Queen	1	2	9

TOUGH AS NAILS

In last year's Week 2 win in Las Vegas, **Daiyan Henley** was a late addition to the injury report. Despite battling an illness, he forced a turnover on downs with an 11-yard sack and had one of the team's three interceptions, while also adding 10 tackles (seven solo), two tackles for loss, a QB hit and two passes defensed. With the performance, Henley became the sixth player in the last 10 seasons to have 10 tackles, a sack, an interception and multiple pass breakups in a single game.

PLAYERS WITH 10 TACKLES, A SACK, AN INTERCEPTION AND MULTIPLE PASSES DEFENSED, SINGLE GAME, NFL, SINCE 2016

Game	Tm.	Player	Tkls.	Scks.	INTs	PD
Sept. 15, 2025 at L.V.	**LAC**	**LB D.Henley**	**10**	**1.0**	**1**	**2**
Sept. 12, 2021 vs. NYJ	Car.	LB S.Thopmson	10	1.0	1	2
Dec. 6, 2020 at Min.	Jax.	LB J.Schobert	12	1.0	1	2
Nov. 14, 2019 vs. Pit.	Cle.	LB J.Schobert	10	1.0	2	4
Nov. 10, 2019 vs. Mia.	Ind.	LB S.Leonard	13	1.0	1	2
Dec. 2, 2018 vs. S.F.	Sea.	LB B.Wagner	12	1.0	1	2
Dec. 11, 2016 vs. NYJ	S.F.	S J.Ward	10	1.0	1	3

DAIYAN HENLEY

DAIYAN AN ELITE DEFENDER

In a breakout campaign, Henley finished tied for No. 11 in the NFL with his team-high 142 tackles. His versatility against the run and pass was on display, as Henley was the ***only NFL player in 2024 to record at least 120 tackles and more than seven passes defensed***. Henley's 142 tackles were the seventh-most by a Charger in a single season since the turn of the century.

TACKLES, NFL, 2024

Rank	Team	Player	Tackles
1.	Ind.	LB Zaire Franklin	173
2.	Ari.	S Budda Baker	164
3.	L.V.	LB Robert Spillane	158
4.	Bal.	LB Roquan Smith	154
	NYJ	LB Jamien Sherwood	154
6.	Atl.	ILB Kaden Ellis	150
	Phi.	LB Zach Baun	150
8.	Ind.	S Nick Cross	145
9.	Cin.	LB Germaine Pratt	143
	Mia.	LB Jordyn Brooks	143
11.	**LAC**	**LB Daiyan Henley**	**142**
	Ind.	LB E.J. Speed	142

PLAYERS WITH 135 TACKLES AND FIVE PASSES DEFENSED, NFL, 2024

Rank	Team	Player	Passes Def.	Tackles
1.	Ind.	LB Zaire Franklin	6	173
2.	Ari.	S Budda Baker	5	164
3.	L.V.	LB Robert Spillane	7	158
4.	Ind.	S Nick Cross	5	145
5.	Cin.	LB Germaine Pratt	6	143
	Mia.	LB Jordyn Brooks	6	143
7.	**LAC**	**LB Daiyan Henley**	**8**	**142**
	Ind.	LB E.J. Speed	5	142
9.	N.O.	LB Demario Davis	7	136

TACKLES, SINGLE SEASON, CHARGERS, SINCE 2000

Rank	Season	Player	Tackles
1.	2003	LB Donnie Edwards	162
2.	2005	LB Donnie Edwards	154
3.	2004	LB Donnie Edwards	152
4.	2022	LB Drue Tranquill	144
	2021	LB Kyzir White	144
6.	2006	LB Donnie Edwards	143
7.	**2024**	**LB Daiyan Henley**	**142**
8.	2002	LB Donnie Edwards	129

HENLEY GETS DOUBLE DIGITS

Daiyan Henley recorded nine games with 10-plus tackles in 2024, tied for the most in the NFL that season.

MOST GAMES WITH 10-PLUS TACKLES, NFL, 2024

Rank	Team	Player	Games
1.	**LAC**	**LB Daiyan Henley**	**9**
	Bal.	LB Roquan Smith	9
	Atl.	LB Kaden Ellis	9
4.	Ind.	LB Zaire Franklin	8
	Ind.	LB E.J. Speed	8
	L.V.	LB Robert Spillane	8
	Phi.	LB Zack Baun	8

Six of Henley's 10-tackle performances in 2024 were in consecutive games, the longest such streak in the NFL that season and setting the longest streak by a Charger since the turn of the century.

CONSECUTIVE GAMES WITH 10-PLUS TACKLES, NFL, 2024

Rk.	Team	Player	Consec. Games (Dates)
1.	**LAC**	**LB Daiyan Henley**	**6 (Oct. 27, 2024-Dec. 1, 2024)**
2.	L.V.	LB Robert Spillane	5 (Sept. 8, 2024-Oct. 6, 2024)
3.	Atl.	LB Kaden Elliss	4 (Oct. 20, 2024-Nov. 10, 2024)
	Buf.	LB Dorian Williams	4 (Sept. 12, 2024-Oct. 6, 2024)
	Ind.	LB E.J. Speed	4 (Sept. 8, 2024-Sept. 29, 2024)
	Phi.	LB Nakobe Dean	4 (Dec. 10, 2024-Present)

CONSECUTIVE GAMES WITH 10-PLUS TACKLES, CHARGERS, SINCE 2000

Rk.	Player	Dates	Consec. Games
1.	**LB Daiyan Henley**	**Oct. 27, 2024-Dec. 1, 2024**	**6**
2.	LB Donnie Edwards	Nov. 16, 2003-Dec. 7, 2003	4
3.	LB Drue Tranquill	Dec. 18, 2022-Jan. 1, 2023	3
	LB Kyzir White	Nov. 28, 2021-Dec. 12, 2021	3
	LB Kyzir White	Sept. 27, 2020-Oct. 12, 2020	3
	—	Eight Other Streaks	3

TULI TUIPULOTU

A LEAGUE LEADER

In 2025, **Tuli Tuipulotu** was among the NFL's most productive pass rushers. His 13.0 sacks ranked as the sixth-most in the NFL, while he were tied for No. 4 among all players with 20 tackles for loss.

Tuipulotu has continued his prowess in 2026, adding 1.5 sacks and a tackle for loss. Over the last two years, his 14.5 sacks are the seventh-most in the NFL and his 21 tackles for loss rank No. 5.

SACKS, NFL, SINCE 2025

Rank	Team/s	Player	Sacks
1.	Cle./LAR	DE Myles Garrett	23.0
2.	Det.	DE Aidan Hutchinson	18.0
3.	Hou.	DE Danielle Hunter	16.5
	NYG	OLB Brian Burns	16.5
5.	Hou.	DE Will Anderson Jr.	16.0
6.	Den.	OLB Nik Bonitto	15.0
7.	**LAC**	**OLB Tuli Tuipulotu**	**14.5**
8.	N.O.	DE Chase Young	13.5

TACKLES FOR LOSS, NFL, SINCE 2025

Rank	Team/s	Player	Tackles for Loss
1.	Cle./LAR	DE Myles Garrett	33
2.	L.V.	DE Maxx Crosby	29
3.	Hou.	DE Will Anderson Jr.	26
4.	NYG	OLB Brian Burns	22
5.	**LAC**	**OLB Tuli Tuipulotu**	**21**
6.	Ten.	DT Jeffery Simmons	20

TULI KEEPS UP THE PRESSURE

Tuli Tuipulotu continued his stellar 2025 season with a dominant performance in the Week 13 victory over Las Vegas. He became the only player in 2025 to have multiple sacks, four tackles for loss and a pass breakup in the same game. It's the sixth such performance in the NFL since he entered the professional ranks in 2023.

In addition to the defensive performance, Tuipulotu added a tackle on special teams, becoming the second player in the last 15 years to have multiple sacks, four tackles for loss, a pass breakup and a special teams tackle in the same game.

PLAYERS WITH MULTIPLE SACKS, FOUR TACKLES FOR LOSS AND A PASS DEFENSED, SINGLE GAME, NFL, SINCE 2023

Game	Tm.	Player	Scks.	TFL	PD
Jan. 4, 2026 at NYG	Dal.	OLB J.Clowney	3.0	4	1
Nov. 30, 2025 vs. L.V.	**LAC**	**OLB T.Tuipulotu**	**2.0**	**2**	**1**
Nov. 3, 2024 vs. L.V.	Cin.	DE T.Hendrickson	4.0	4	1
Oct. 20, 2024 vs. Hou.	G.B.	LB E.Wilson	2.0	4	1
Oct. 13, 2024 at N.E.	Hou.	DE W.Anderson	3.0	4	1
Sept. 15, 2024 at Bal.	L.V.	DE M.Crosby	2.0	4	1
Oct. 1, 2023 vs. L.V.	**LAC**	**OLB K.Mack**	**6.0**	**5**	**1**

TULI SETS CAREER HIGH

Tuli Tuipulotu put forth a career performance in Week 4, setting career highs in total tackles (nine), solo stops (six), sacks (four), QB hits (five) and tackles for loss (five), while adding a forced fumble. His four sacks tied for the third-most sacks in a single game in franchise history. Tuipulotu became the eighth player since 2010 to have three sacks, five tackles for loss and five pressures in a single game.

SACKS, SINGLE GAME, CHARGERS, SINCE 1982

Rank	Game	Player	Sacks
1.	Oct. 1, 2023 vs. L.V.	OLB Khalil Mack	6.0
2.	Nov. 16, 1986 vs. Dal.	DE Leslie O'Neal	5.0
3.	**Sept. 28, 2025 at NYG**	**OLB Tuli Tuipulotu**	**4.0**
	Dec. 18, 2011 vs. Bal.	OLB Antwan Barnes	4.0
	Oct. 3, 2010 vs. Ari.	LB Shaun Phillips	4.0
	Oct. 22, 1995 at Sea.	DE Leslie O'Neal	4.0
	Dec. 6, 1992 at Phx.*	DE Leslie O'Neal	4.0
	Dec. 22, 1991 vs. Den.	DE Leslie O'Neal	4.0

**Phoenix Cardinals*

PLAYERS WITH THREE SACKS, FIVE TACKLES FOR LOSS AND FIVE PRESSURES, SINGLE GAME, NFL, SINCE 2010

Game	Tm.	Player	Scks.	TFL	Pres.
Nov. 16, 2025 vs. Bal.	Cle.	DE M.Garrett	4.0	5	7
Oct. 26, 2025 at N.E.	Cle.	DE M.Garrett	5.0	5	5
Sept. 28, 2025 at NYG	**LAC**	**OLB T.Tuipulotu**	**4.0**	**5**	**8**
Oct. 1, 2023 vs. L.V.	LAC	OLB K.Mack	6.0	5	6
Nov. 29, 2020 at Buf.	LAC	OLB J.Bosa	3.0	6	5
Dec. 23, 2019 at Min.	G.B.	LB Z.Smith	3.5	5	6
Oct. 21, 2018 at S.F.	LAR	DT A.Donald	4.0	6	5
Dec. 13, 2015 at Den.	Oak.	DE K.Mack	5.0	5	9
Dec. 16, 2012 vs. Ind.	Hou.	DE J.Watt	3.0	6	6
Nov. 27, 2011 at Jax.	Hou.	OLB C.Barwin	4.0	5	11
Oct. 30, 2011 at Phi.	Dal.	LB D.Ware	4.0	5	5

TULI TUIPULOTU

MULTI-SACK MACHINE



During the team's Week 3 contest at Buffalo, **Tuli Tuipulotu** totaled 1.5 sacks, marking his eighth career multi-sack game. Since his breakout sophomore season in 2024, Tuipulotu's seven multi-sack performances ranks tied for the fifth-most in the NFL.

MOST MULTI-SACK GAMES NFL, SINCE 2024

Rank	Team/s	Player	Games
1.	Cle./LAR	DE Myles Garrett	10
	Hou,	DE Danielle Hunter	10
3.	Dal./G.B.	LB Micah Parsons	9
4.	Den.	OLB Nik Bonitto	8
5.	**LAC**	**OLB Tuli Tuipulotu**	**7**
	Pit.	LB T.J. Watt	7
7.	—	Five Other Players	6

In three-straight games during the team's four-game winning streak in November 2024, **Tuli Tuipulotu** recorded multiple sacks. He was the second NFL player this season and fourth Charger since sacks became an official statistic in 1982 to have three-straight games with multiple sacks. Tuipulotu was just the eighth player to have a three-game multi-sack streak within the first two seasons of a career since sacks became an official stat in 1982.

CONSECUTIVE MULTI-SACK GAMES, CHARGERS, SINCE 1982

Rk.	Player	Dates	Consec. Games
1.	**OLB Tuli Tuipulotu**	**Nov. 3, 2024-Nov. 17, 2024**	**3**
	OLB Khalil Mack	Nov. 19, 2023-Dec. 3, 2023	3
	OLB Joey Bosa	Oct. 20, 2019-Nov. 3, 2019	3
	LB Shawne Merriman	Oct. 29, 2006-Dec. 10, 2006	3

CONSECUTIVE MULTI-SACK GAMES, NFL, 2024

Rk.	Team	Player	Consec. Games (Dates)
1.	**LAC**	**OLB Tuli Tuipulotu**	**3 (Nov. 3, 2024-Nov. 17, 2024)**
	Bal.	OLB Kyle Van Noy	3 (Sept. 15, 2024-Sept. 29, 2024)

REMEMBER, REMEMBER TULI IN NOVEMBER

Tuli Tuipulotu has been one of the NFL's most disruptive pass rushers during the month of November over the last two years. In 2025, he recorded four sacks during the month, giving him a total of 10.0 sacks over the last two Novembers, tying for the fourth-most in the NFL.

SACKS LEADERS, NOVEMBER, NFL, SINCE 2024

Rank	Team/s	Player	Sacks
1.	Cle.	DE Myles Garrett	15.0
2.	Hou.	DE Danielle Hunter	12.0
3.	Dal./G.B.	LB Micah Parsons	11.5
4.	**LAC**	**OLB Tuli Tuipulotu**	**10.0**
	Phi./Ari.	LB Josh Sweat	10.0
6.	Hou.	DE Will Anderson Jr.	7.5
	Jax.	DE Josh Hines-Allen	7.5

The former Pac-12 Defensive Player of the Year led the NFL in November 2024 with six sacks and 10 quarterback hits. With six tackles for loss during the month, Tuipulotu was just the fifth player in the last 10 seasons to have five sacks, 10 quarterback hits and five tackles for loss during a single November.

SACKS LEADERS, NOVEMBER, NFL, 2024

Rank	Team	Player	Sacks
1.	**LAC**	**OLB Tuli Tuipulotu**	**6.0**
	Cle.	DE Myles Garrett	6.0
3.	Dal.	LB Micah Parsons	5.5
4.	Hou.	DE Danielle Hunter	5.0
	LAR	DE Braden Fiske	5.0

QUARTERBACK HITS LEADERS, NOVEMBER, NFL, 2024

Rank	Team	Player	QB Hits
1.	**LAC**	**OLB Tuli Tuipulotu**	**10**
2.	Bal.	OLB Oafe Oweh	9
	Cin.	DE Trey Hendrickson	9
	Dal.	DT Osa Odighizuwa	9
	Dal.	LB Micah Parsons	9
6.	—	Three Other Players	8

PLAYERS WITH FIVE SACKS, 10 QUARTERBACK HITS AND FIVE TACKLES FOR LOSS, SINGLE NOVEMBER, NFL, SINCE 2015

Month	Team	Player	Sks	QB Hits	TFLs
Nov. 2024	**LAC**	**OLB Tuli Tuipulotu**	**6.0**	**10**	**6**
Nov. 2021	Dal.	LB Micah Parsons	6.5	12	8
Nov. 2020	N.O.	DE Cameron Jordan	5.0	10	6
Nov. 2019	NYJ	S Jamal Adams	6.5	10	5
Nov. 2015	Hou.	DE J.J. Watt	7.5	26	9

CAMERON DICKER

PINPOINT ACCURACY

Cameron Dicker has made 132-of-143 career field goal attempts. His field goal percentage of 92.3 is the best in NFL history by a player with at least 100 attempts.

FIELD GOAL PCT., MIN. 100 ATTEMPTS, NFL HISTORY

Rank	Team/s	Player	Field Goal Pct. (Made-Att.)
1.	**Phi./LAC**	**K Cameron Dicker**	**92.3 (132-143)**
2.	Four Teams*	K Eddy Pineiro	89.3 (142-159)
3.	Bal.	K Justin Tucker	89.1 (417-468)
4.	Dal.	K Brandon Aubrey	88.1 (118-134)
5.	K.C.	K Harrison Butker	88.0 (257-292)

**Bears, Jets, Panthers, 49ers*

DICKER REACHES 130

In Week 3, **Cameron Dicker** made three-of-four field goals and an extra point for 10 points on the day.

Dicker's career field goal total eclipsed 130 with his first make, a 31-yarder in the first quarter. The Texas product became the second-fastest player in NFL history to reach 130 career made field goals (65 games).

FEWEST GAMES TO REACH 130 MADE FIELD GOALS, NFL HISTORY

Rank	Team/s	Player	Games
1.	Bal.	K Justin Tucker	64
2.	**LAC**	**K Cameron Dicker**	**65**
3.	LAC/Atl.	K Younghoe Koo	66

IN THE RECORD BOOKS

Cameron Dicker eclipsed 100 career attempts with the Chargers, becoming eligible for the team record books. While with the Bolts, he has made 130-of-141 field goals, good for a team-record 92.2 field goal percentage.

FIELD GOAL PCT., MIN. 100 ATTEMPTS, CHARGERS HISTORY

Rank	Seasons	Player	Field Goal Pct. (Made-Att.)
1.	**2022-Present**	**K Cameron Dicker**	**92.2 (130-141)**
2.	2004-12	K Nate Kaeding	87.0 (113-180)
3.	2011-14, '17	K Nick Novak	84.6 (67-110)
4.	1990-2000	K John Carney	81.6 (160-261)

Dicker made a career-best 39 field goals in 2024, setting a single-season franchise record. His 150 points scored that season were the most in a single season by a kicker in team history, trailing only Hall of Fame RB LaDainian Tomlinson's all-time 2006 season in which he set an NFL record with 186 points.

Last year, Dicker had another stellar season, posting the fifth-best single-season field goal percentage (min. 15 att.), the second-most made field goals and the second-most points scored by a Chargers kicker in a single season.

FIELD GOAL PCT., MIN. 15 ATTEMPTS, SINGLE SEASON, CHARGERS HISTORY

Rank	Season	Player	Field Goal Pct. (Made-Att.)
1.	**2022**	**K Cameron Dicker**	**95.0 (19-20)**
2.	**2023**	**K Cameron Dicker**	**93.9 (31-33)**
3.	2018	K Michael Badgley	93.8 (15-16)
4.	**2024**	**K Cameron Dicker**	**92.9 (39-42)**
5.	**2025**	**K Cameron Dicker**	**92.7 (38-41)**
6.	2013	K Nick Novak	91.9 (34-37)

MADE FIELD GOALS, SINGLE SEASON, CHARGERS HISTORY

Rank	Season	Player	Made Field Goals
1.	**2024**	**K Cameron Dicker**	**39**
2.	**2025**	**K Cameron Dicker**	**38**
3.	2013	K Nick Novak	34
	1994	K John Carney	34
5.	2009	K Nate Kaeding	32

MOST POINTS SCORED, KICKERS, SINGLE SEASON, CHARGERS HISTORY

Rank	Season	Player	Points Scored
1.	**2024**	**K Cameron Dicker**	**150**
2.	**2025**	**K Cameron Dicker**	**148**
3.	2009	K Nate Kaeding	146
4.	2013	K Nick Novak	144
5.	2006	K Nate Kaeding	136

CAMERON DICKER

CLUTCH IN CRUNCH TIME

In last season's Week 6 win at Miami, **Cameron Dicker** tied a single-game career high with five made field goals, totaling a career-best 17 points on the day. The final of his five made field goals put the Bolts in front with nine seconds remaining. It marked the fourth game-winning field goal of his career with less than 10 seconds remaining in the fourth quarter or overtime, tying for the most in the NFL since he came into the league in 2022.

GAME-WINNING FIELD GOALS, FOURTH QUARTER OR OVERTIME, LESS THAN 10 SECONDS REMAINING, NFL, SINCE 2022

Rank	Team/s	Player	Game-Winning FG
1.	Phi./LAC	K Cameron Dicker	4
	Atl.	K Younghoe Koo	4
	Car./S.F.	K Eddy Pineiro	4
	N.O./Den.	K Wil Lutz	4
5.	—	Four Other Players	3

DICKER MAKES HISTORY

One season after making NFL history, **Cameron Dicker** tied his career long and franchise record with a 59-yard field goal in the Week 10 win over Pittsburgh on *Sunday Night Football*. He made a 56-yader in Week 13 and now has seven made field goals of 55-plus yards, accounting for seven of the 10 longest made field goals in franchise history.

Dicker's 2024 season saw him make history in the Week 16 home victory over Denver on *Thursday Night Football*. At the end of the first half, Dicker attempted a fair catch free kick field goal after a fair catch on the previous play and drilled the 57-yard attempt.

The kick is believed to be the longest fair catch free kick field goal in NFL history and first make since K Ray Wersching, who made a 45-yard attempt for the Bolts in 1976. The last confirmed fair catch free kick field goal attempt was in 2019.

LONGEST MADE FIELD GOAL, CHARGERS HISTORY

Rank	Game	Player	Distance
1.	**Nov. 9, 2025 vs. Pit.**	**K Cameron Dicker**	**59 yards**
	Oct. 21, 2024 at Ari.	**K Cameron Dicker**	**59 yards**
	Dec. 9, 2018 vs. Cin.	K Michael Badgley	59 yards
3.	**Dec. 19, 2024 vs. Den.**	**K Cameron Dicker**	**57 yards***
	Dec. 21, 2008 at T.B.	K Nate Kaeding	57 yards
5.	**Nov. 30, 2025 vs. L.V.**	**K Cameron Dicker**	**56 yards**
6.	**Oct. 5, 2025 vs. Was.**	**K Cameron Dicker**	**55 yards**
	Nov. 6, 2023 at NYJ	**K Cameron Dicker**	**55 yards**
	Oct. 22, 2023 at K.C.	**K Cameron Dicker**	**55 yards**
	Nov. 29, 2009 vs. K.C.	K Nate Kaeding	55 yards

**Fair Catch Free Kick Field Goal*

FAB FIVE

In the Week 14 victory over Philadelphia on *Monday Night Football*, **Cameron Dicker** converted all five field goal attempts, making him the first player in 2025 to have multiple games with at lest five made field goals. He now has four such games in his career, tied for the most in the NFL since entering the professional ranks in 2022.

MOST GAMES WITH FIVE MADE FIELD GOALS, NFL, SINCE 2022

Rank	Team/s	Player	Games
1.	LAC	K Cameron Dicker	4
	N.E./Ten.	K Nick Folk	4
3.	Den.	K Wil Lutz	3
	Sea.	K Jason Myers	3
5.	—	Eight Other Players	2

DICKER KICKS CONSISTENTLY

Cameron Dicker has made 111 of his 115 career field goal attempts from less than 50 yards out. His 96.5 percentage on field goals from less than 50 yards is the best by any NFL kicker in at least the last 30 seasons (min. 100 attempts of less than 50 yards).

FIELD GOAL PCT., LESS THAN 50-YARD ATTEMPTS, MIN. 100 ATTEMPTS, NFL, SINCE 1991

Rk.	Team/s	Player	Field Goal Pct. (Made-Att.)
1.	Phi./LAC	K Cameron Dicker	96.5 (111-115)
2.	Bal.	K Justin Tucker	94.9 (353-372)
3.	K.C.	K Harrison Butker	93.7 (222-237)
4.	Six Teams*	K Matt Gay	92.8 (155-167)
5.	Hou.	K Ka'imi Fairbairn	92.0 (207-225)

**Buccaneers, Rams, Colts, Commanders, 49ers, Raiders*

CAMERON DICKER'S KICKS BY VENUE & SURFACE

REGULAR-SEASON KICKING BY VENUE

Stadium*	GP	FGM	FGA	Pct.	1-19	20-29	30-39	40-49	50+	Lg	XPM	XPA	Pts
Acrisure Stadium	1	1	1	100.0	0-0	1-1	0-0	0-0	0-0	28	1	1	4
Allegiant Stadium	4	8	10	80.0	0-0	2-2	5-5	1-1	0-2	49	9	9	33
AT&T Stadium	1	2	2	100.0	0-0	1-1	1-1	0-0	0-0	37	4	4	10
Bank of America Stadium	1	2	2	100.0	0-0	0-0	0-0	2-2	0-0	46	2	3	8
Corinthians Arena	1	2	2	100.0	0-0	0-0	2-2	0-0	0-0	39	3	3	9
Empower Field at Mile High	4	9	10	90.0	0-0	1-1	4-4	2-2	2-3	52	4	4	31
EverBank Stadium	1	2	2	100.0	0-0	0-0	0-0	2-2	0-0	46	0	0	6
GEHA Field at Arrowhead Stadium	3	5	5	100.0	0-0	1-1	1-1	2-2	1-1	55	5	5	20
Gillette Stadium	2	6	6	100.0	0-0	1-1	4-4	1-1	0-0	41	4	4	22
Hard Rock Stadium	1	5	5	100.0	0-0	1-1	4-4	0-0	0-0	35	2	2	17
Highmark Stadium	1	3	4	75.0	0-0	1-1	2-2	0-1	0-0	33	1	1	10
Huntington Bank Field	1	0	1	0.0	0-0	0-0	0-0	0-1	0-0	—	3	4	3
Lambeau Field	1	2	2	100.0	0-0	2-2	0-0	0-0	0-0	26	2	2	8
Levi's Stadium	1	3	3	100.0	0-0	1-1	0-0	2-2	0-0	47	1	1	10
Lucas Oil Stadium	1	2	2	100.0	0-0	2-2	0-0	0-0	0-0	24	2	2	8
Mercedes-Benz Stadium	2	5	5	100.0	0-0	0-0	3-3	1-1	1-1	51	2	2	17
MetLife Stadium	2	3	3	100.0	0-0	0-0	1-1	1-1	1-1	55	4	4	13
Nissan Stadium	2	5	5	100.0	0-0	2-2	2-2	0-0	1-1	52	4	4	19
SoFi Stadium	31	59	64	92.2	1-1	12-12	11-12	22-23	13-16	59	70	72	247
State Farm Stadium	3	8	8	100.0	0-0	3-3	0-0	3-3	2-2	59	4	4	13
U.S. Bank Stadium	1	0	1	0.0	0-0	0-0	0-0	0-0	0-1	—	4	4	4
Totals	**65**	**132**	**143**	**92.3**	**1-1**	**31-31**	**40-41**	**39-42**	**21-28**	**59**	**131**	**135**	**527**
Artificial Surfaces	*43*	*84*	*90*	*93.3*	*1-1*	*18-18*	*22-23*	*27-28*	*16-20*	*59*	*96*	*99*	*348*
Grass Surfaces	*22*	*48*	*53*	*90.6*	*0-0*	*13-13*	*18-18*	*12-14*	*5-8*	*59*	*35*	*36*	*179*

POSTSEASON KICKING BY VENUE

Stadium*	GP	FGM	FGA	Pct.	1-19	20-29	30-39	40-49	50+	Lg	XPM	XPA	Pts
EverBank Stadium	1	3	4	75.0	0-0	2-2	0-0	0-1	1-1	50	3	3	12
Gillette Stadium	1	1	1	100.0	0-0	1-1	0-0	0-0	0-0	21	0	0	3
NRG Stadium	1	2	2	100.0	0-0	0-0	2-2	0-0	0-0	39	0	1	6
Totals	**3**	**6**	**7**	**85.7**	**0-0**	**3-3**	**2-2**	**0-1**	**1-1**	**50**	**3**	**4**	**21**
Artificial Surfaces	*2*	*3*	*3*	*100.0*	*0-0*	*1-1*	*2-2*	*0-0*	*0-0*	*39*	*0*	*1*	*9*
Grass Surfaces	*1*	*3*	*4*	*75.0*	*0-0*	*2-2*	*0-0*	*0-1*	*1-1*	*50*	*3*	*3*	*12*

**Current or most recent name of venue when operational*

OTHER PLAYER NOTES

O WON'T BACK DOWN

RB Omarion Hampton has began the 2026 season as one of football's most fierce runners, totaling seven broken tackles on the year to rank tied for the third-most in the NFL among qualified rushers.

In the season opener, he recorded six broken tackles, tied for the second-most in a single game in the NFL this season.

BROKEN TACKLES, QUALIFIED RUSHERS, NFL, 2026

Rank	Team	Player	Broken Tackles
1.	K.C.	RB Kenneth Walker III	11
2.	Atl.	RB Bijan Robinson	10
3.	**LAC**	**RB Omarion Hampton**	**7**
	Car.	RB Chuba Hubbard	7
	Det.	RB Jahmyr Gibbs	7
6.	—	Five Other Players	6

BROKEN TACKLES, SINGLE GAME, NFL, 2026

Rk.	Team	Game	Player	Broken Tkls.
1.	Atl.	Sept. 13, 2026 at Pit.	RB Bijan Robinson	8
2.	**LAC**	**Sept. 13, 2026 vs. Ari.**	**RB Omarion Hampton**	**6**
	Det.	Sept. 17, 2026 at Buf.	RB Jahmyr Gibbs	6
4.	Bal.	Sept. 20, 2026 vs. N.O.	RB Derrick Henry	5
	NYJ	Sept. 13, 2026 at Ten.	RB Breece Hall	5
	Pit.	Sept. 13, 2026 vs. Atl.	RB Jaylen Warren	5

IT STARTS WITH GENESIS

Rookie **S Genesis Smith** had an impact performance in Week 3, hauling in a pair of picks for his first career interceptions. His two picks are tied for the third-most in the NFL this season.

Smith's two interceptions in Week 3 tied a franchise rookie single-game record and tied for the most in a game by any NFL rookie this season.

INTERCEPTIONS, NFL, 2026

Rank	Team	Player	Interceptions
1.	L.V.	CB Hezekiah Masses	3
	NYG	S Jevon Holland	3
3.	**LAC**	**S Genesis Smith**	**2**
	Car.	LB Devin Lloyd	2
	Den.	S Talanoa Hufanga	2
	Sea.	S Julian Love	2

INTERCEPTIONS, ROOKIES, SINGLE GAME, NFL, 2026

Rk.	Team	Game	Player	INTs
1.	**LAC**	**Sept. 27, 2026 at Buf.**	**S Genesis Smith**	**2**
	L.V.	Sept. 20, 2026 at LAC	Hezekiah Masses	2
3.	—	Nine Other Occurrences		1

MESIDOR MAKES CHAOS

Rookie **OLB Akheem Mesidor** has made an impact early in his career, totaling 1.5 sacks in 2026. He's one of three rookies with multiple sacks on the season, ranking tied for No. 2.

Mesidor is just the sixth Chargers rookie with multiple sacks in his first three career games since individual sacks began being tracked in 1982. He joins DE/OLB Joey Bosa (4.0 in 2016), LB Ben Leber (4.0 in 2002), DT George Hinkle (3.0 in 1988), OLB Tuli Tuipulotu (2.0 in 2023) and S Derwin James Jr., (2.0 in 2018).

SACKS, ROOKIES, NFL, 2026

Rank	Team	Player	Sacks
1.	NYJ	EDGE David Bailey	2.0
3.	**LAC**	**OLB Akheem Mesidor**	**1.5**
	N.E.	LB Gabe Jacas	1.5
4.	—	Eight Other Players	1.0

PHILLIPS SPECIAL ON TEAMS

In his first season with the Bolts, **LB Del'Shawn Phillips** set modern single-season franchise record with 24 special teams tackles in 2025, ranking second in the NFL.

Phillips continued where he left off, posting two special teams tackles in 2026. His 26 special teams tackles over the last two seasons rank tied for second in the NFL over that span.

SPECIAL TEAMS TACKLES, NFL, SINCE 2025

Rank	Team	Player	Special Teams Tackles
1.	Den.	S Devon Key	29
2.	**LAC**	**LB Del'Shawn Phillips**	**26**
3.	Buf.	LB Joe Andreessen	26
	Dal.	TE Brevyn Spann-Ford	26
5.	L.V.	LB Tommy Eichenberg	25
6.	—	Three Other Players	23

SPECIAL TEAMS TACKLES, NFL, 2025

Rank	Team	Player	Special Teams Tackles
1.	Den.	S Devon Key	26
2.	**LAC**	**LB Del'Shawn Phillips**	**24**
3.	L.V.	LB Tommy Eichenberg	23
4.	Buf.	LB Joe Andreessen	21
	Pit.	WR Ben Skowronek	21
6.	Dal.	TE Brevyn Spann-Ford	20
	S.F.	LB Luke Gifford	20
	Cin.	LB Joe Giles-Harris	20
	NYG	S Dane Belton	20

OTHER PLAYER NOTES

WAX ON

LB Marlowe Wax made the active roster out of training camp in 2025 as an undrafted free agent and was a mainstay on special teams. He ranked tied for No. 4 in the NFL in 2025 among rookies with 15 special teams tackles, which is also tied for the third-most stops on special teams by a Chargers rookie since 2000.

SPECIAL TEAMS TACKLES, ROOKIES, NFL, 2025

Rank	Team	Player	Special Teams Tackles
1.	Pit.	LB Carson Bruener	19
2.	LAR	ILB Shaun Dolac	19
3.	K.C.	LB Cooper McDonald	19
4.	**LAC**	**LB Marlowe Wax**	**15**
	Jax.	S Rayuan Lane III	15
6.	Pit.	LB Jack Sawyer	14

SPECIAL TEAMS TACKLES, ROOKIES, CHARGERS, SINCE 2000

Rank	Season	Player	Special Teams Tackles
1.	2007	LB Brandon Siler	21
	2006	LB Tim Dobbins	18
3.	**2025**	**LB Marlowe Wax**	**15**
	2017	RB Austin Ekeler	17
	2008	CB Antoine Cason	15
6.	2021	LB Nick Niemann	14
	2008	FB Jacob Hester	14
	2017	CB Michael Davis	14

PICKING OFF PASSES

In 2025, the Chargers were led by **CB Donte Jackson** and **S Tony Jefferson**, who each had four interceptions on the season. The duo ranked tied for the second-most picks in 2025 in the AFC. **S Derwin James Jr.**, added three interceptions on the season, making the Chargers one of three AFC teams with three or more players with at least three picks in 2025.

INTERCEPTIONS, AFC, 2025

Rank	Team	Player	Interceptions
1.	Jax.	LB Devin Lloyd	5
	Jax.	S Antonio Johnson	4
3.	**LAC**	**CB Donte Jackson**	**4**
	LAC	**S Tony Jefferson**	**4**
	Bal.	CB Marlon Humphrey	4
	Cin.	S Jordan Battle	4
	Hou.	S Calen Bullock	4
	Hou.	CB Kamari Lassiter	4
	Hou.	S Jalen Pitre	4
	Hou.	CB Derek Stingley Jr.	4
	Ind.	S Cam Bynum	4
	N.E.	S Jaylinn Hawkins	4
13.	**LAC**	**S Derwin James Jr.**	**3**
	—	Eight Other Players	3

GADSDEN MAKES HIS MARK

In Week 7 of 2025, then-rookie **TE Oronde Gadsden** set a career high with 164 receiving yards on seven grabs (23.4 avg.), also hauling in the first touchdown of his career. His 164 yards were the second-most by a rookie tight end since the 1970 NFL-AFL Merger. Gadsden's efforts were recognized by fans, as they voted him the Pepsi Zero Sugar Rookie of the Week for his performance.

MOST RECEIVING YARDS, ROOKIES TIGHT ENDS, SINGLE GAME, NFL, SINCE 1970

Rk.	Team	Game	Player	Rec. Yds
1	NYG	Oct. 13, 1985 at Cin.	TE Mark Bavaro	176
2.	**LAC**	**Oct. 19, 2025 vs. Ind.**	**TE Oronde Gadsden**	**164**
3.	Atl.	Oct. 24, 2021 at Mia.	TE Kyle Pitts	163
4.	Jax.	Nov. 19, 1995 at T.B.	TE Pete Mitchell	161
5.	L.V.	Nov. 29, 2024 at K.C.	TE Brock Bowers	140
	Det.	Dec. 3, 2023 at N.O.	TE Sam LaPorta	140

Gadsden's 23.4-yard receiving average tied Hall of Fame TE Antonio Gates for the best single-game yards per reception by a rookie tight end (min. five receptions) since 1970.

RECEIVING AVERAGE, ROOKIES TIGHT ENDS, SINGLE GAME, MIN. FIVE RECEPTIONS, NFL, SINCE 1970

Rk.	Team	Game	Player	Yds/Rec
1.	**LAC**	**Oct. 19, 2025 vs. Ind.**	**TE Oronde Gadsden**	**23.4**
	S.D.	Dec. 14, 2003 vs. G.B.	TE Antonio Gates	23.4
3.	Atl.	Oct. 24, 2021 at Mia.	TE Kyle Pitts	23.3
4.	Det.	Sept. 8, 2019 at Ari.	TE T.J. Hockenson	21.8
5.	Oak.	Oct. 25, 1970 vs. Pit.	TE Raymond Chester	21.4

CAREER NUMBERS AGAINST SEAHAWKS

43 TROY DYE LB

REGULAR SEASON DEFENSE

Date	Opp.	Res.	GP/GS	Tot	Solo	Asst	Sks	Yds	TFL	QBH	INT	Yds	Lg	TD	PD	FF	FR	Yds
09/26/21	Sea	W	1/0	0	0	0	0	0	0	0	0	0	–	0	0	0	0	0
Totals		**1-0**	**1/0**	**0**	**0**	**0**	**0**	**0**	**0**	**0**	**0**	**0**	**–**	**0**	**0**	**0**	**0**	**0**

48 BUD DUPREE OLB

REGULAR SEASON DEFENSE

Date	Opp.	Res.	GP/GS	Tot	Solo	Asst	Sks	Yds	TFL	QBH	INT	Yds	Lg	TD	PD	FF	FR	Yds
11/29/15	at Sea	L	1/1	1	1	0	0.0	0	0	1	0	0	–	0	0	0	0	0
09/15/19	Sea	L	1/1	4	2	2	0.0	0	0	2	0	0	–	0	0	0	0	0
09/19/21	at Sea	W	1/1	1	1	0	0.0	0	0	1	0	0	–	0	0	0	0	0
Totals		**1-2**	**3/3**	**6**	**4**	**2**	**0.0**	**0**	**0**	**4**	**0**	**0**	**–**	**0**	**0**	**0**	**0**	**0**

10 JUSTIN HERBERT QB

REGULAR SEASON PASSING

Date	Opp.	Res.	GP/GS	Cmp	Att	Pct.	Yds	Y/A	TD	INT	Lg	Sacks	Yds Lost	Rating
10/23/22	Sea	L	1/1	33	51	64.7	293	5.75	2	1	24	3	17	84.8
Totals		**0-1**	**1/1**	**33**	**51**	**64.7**	**293**	**5.75**	**2**	**1**	**24**	**3**	**17**	**84.8**

REGULAR SEASON RUSHING

Date	Opp.	Res.	GP/GS	Att	Yds	Avg.	Lg	TD
10/23/22	Sea	L	1/1	3	22	7.3	14	0
Totals		**0-1**	**1/1**	**3**	**22**	**7.3**	**14**	**0**

30 ALEC INGOLD FB

REGULAR SEASON OFFENSE

Date	Opp.	Res.	GP/GS	Att	Yds	Avg.	Lg	TD	Rec.	Yds	Avg.	Lg	TD	Scrim. Yds	Scrim. TD
09/22/24	at Sea	L	1/0	1	-2	-2.0	-2	0	3	16	5.3	6	0	14	0
Totals		**0-1**	**1/0**	**1**	**-2**	**-2.0**	**-2**	**0**	**3**	**16**	**5.3**	**6**	**0**	**14**	**0**

26 DONTE JACKSON CB

REGULAR SEASON DEFENSE

Date	Opp.	Res.	GP/GS	Tot	Solo	Asst	Sks	Yds	TFL	QBH	INT	Yds	Lg	TD	PD	FF	FR	Yds
11/25/18	Sea	L	1/1	1	0	1	0.0	0	0	0	0	0	–	0	0	0	0	0
12/15/19	Sea	L	1/1	4	3	1	0.0	0	0	0	0	0	–	0	0	0	0	0
09/24/23	at Sea	L	1/1	3	3	0	0.0	0	1	0	0	0	–	0	0	0	0	0
Totals		**0-3**	**3/3**	**8**	**6**	**2**	**0.0**	**0**	**1**	**0**	**0**	**0**	**–**	**0**	**0**	**0**	**0**	**0**

3 DERWIN JAMES JR. S

REGULAR SEASON DEFENSE

Date	Opp.	Res.	GP/GS	Tot	Solo	Asst	Sks	Yds	TFL	QBH	INT	Yds	Lg	TD	PD	FF	FR	Yds
11/04/18	at Sea	W	1/1	11	4	7	0.0	0	0	0	0	0	–	0	0	0	0	0
10/23/22	Sea	L	1/1	8	4	4	0.0	0	0	0	0	0	–	0	0	0	0	0
Totals		**1-1**	**2/2**	**19**	**8**	**11**	**0.0**	**0**	**0**	**0**	**0**	**0**	**–**	**0**	**0**	**0**	**0**	**0**

23 TONY JEFFERSON S

REGULAR SEASON DEFENSE

Date	Opp.	Res.	GP/GS	Tot	Solo	Asst	Sks	Yds	TFL	QBH	INT	Yds	Lg	TD	PD	FF	FR	Yds
10/17/13	Sea	L	1/0	0	0	0	0.0	0	0	0	0	0	–	0	0	0	0	0
12/22/13	at Sea	W	1/1	4	2	2	0.0	0	0	1	0	0	–	0	0	0	0	0
11/23/14	at Sea	L	1/0	2	2	0	0.0	0	0	0	0	0	–	0	0	0	0	0
12/21/14	Sea	L	1/1	7	7	0	0.0	0	0	0	0	0	–	0	0	1	0	0
11/15/15	at Sea	W	1/1	4	2	2	0.0	0	0	0	0	0	–	0	2	0	0	0
01/03/16	Sea	L	1/1	7	6	1	0.0	0	0	0	0	0	–	0	0	0	0	0
10/23/16	Sea	T	1/1	3	3	0	0.0	0	1	0	0	0	–	0	1	0	0	0
12/24/16	at Sea	W	1/0	0	0	0	0.0	0	0	0	0	0	–	0	0	0	0	0
Totals		**3-4-1**	**8/5**	**27**	**22**	**5**	**0.0**	**0**	**1**	**1**	**0**	**0**	**–**	**0**	**3**	**1**	**0**	**0**

CAREER NUMBERS AGAINST SEAHAWKS

88 CHARLIE KOLAR TE

REGULAR SEASON RECEIVING

Date	Opp.	Res.	GP/GS	Rec.	Yds	Avg.	Lg	TD
11/05/23	Sea	W	1/0	0	0	—	—	0
Totals		**1-0**	**1/1**	**0**	**0**	**—**	**—**	**0**

16 JK SCOTT P

REGULAR SEASON PUNTING

Date	Opp.	Res.	GP	Punt	Blk	Yds.	Avg.	Lg	TB	I20
11/15/18	at Sea	L	1	6	0	284	47.3	67	1	2
10/23/22	Sea	L	1	5	0	228	45.6	50	0	3
Totals		**0-2**	**2**	**11**	**0**	**512**	**46.5**	**67**		

33 DEANE LEONARD DB

REGULAR SEASON DEFENSE

Date	Opp.	Res.	GP/GS	Tot	Solo	Asst	Sks	Yds	TFL	QBH	INT	Yds	Lg	TD	PD	FF	FR	Yds
10/23/22	Sea	L	1/0	0	0	0	0.0	0	0	0	0	0	—	0	0	0	0	0
Totals		**0-1**	**1/0**	**0**	**0**	**0**	**0.0**	**0**	**0**	**0**	**0**	**0**	**—**	**0**	**0**	**0**	**0**	**0**

52 KHALIL MACK OLB

REGULAR SEASON DEFENSE

Date	Opp.	Res.	GP/GS	Tot	Solo	Asst	Sks	Yds	TFL	QBH	INT	Yds	Lg	TD	PD	FF	FR	Yds
11/02/14	at Sea	L	1/1	7	4	3	0.0	0	0	2	0	0	—	0	0	0	0	0
09/17/18	Sea	W	1/1	5	4	1	1.0	9	1	0	0	0	—	0	0	1	0	0
10/23/22	Sea	L	1/1	2	1	1	0.0	0	0	0	0	0	—	0	0	0	1	0
Totals		**1-2**	**3/3**	**14**	**9**	**5**	**1.0**	**9**	**1**	**2**	**0**	**0**	**—**	**0**	**0**	**1**	**1**	**0**

34 KEATON MITCHELL RB

REGULAR SEASON OFFENSE

Date	Opp.	Res.	GP/GS	Att	Yds	Avg.	Lg	TD	Rec.	Yds	Avg.	Lg	TD	Scrim. Yds	Scrim. TD
11/05/23	Sea	W	1/0	9	138	15.3	60	1	1	-4	-4.0	-4	0	134	0
Totals		**1-0**	**1/0**	**9**	**138**	**15.3**	**60**	**1**	**1**	**-4**	**-4.0**	**-4**	**0**	**134**	**0**

2 ELIJAH MOLDEN S

REGULAR SEASON DEFENSE

Date	Opp.	Res.	GP/GS	Tot	Solo	Asst	Sks	Yds	TFL	QBH	INT	Yds	Lg	TD	PD	FF	FR	Yds
09/19/21	at Sea	W	1/0	2	0	2	0.0	0	0	0	0	0	—	0	0	0	0	0
12/24/23	Sea	L	1/1	6	3	3	0.0	0	0	0	0	0	—	0	0	0	0	0
Totals		**1-1**	**2/1**	**8**	**3**	**5**	**0.0**	**0**	**0**	**0**	**0**	**0**	**—**	**0**	**0**	**0**	**0**	**0**

53 DEL'SHAWN PHILLIPS LB

REGULAR SEASON DEFENSE

Date	Opp.	Res.	GP/GS	Tot	Solo	Asst	Sks	Yds	TFL	QBH	INT	Yds	Lg	TD	PD	FF	FR	Yds
11/08/20	Sea	W	1/0	0	0	0	0.0	0	0	0	0	0	—	0	0	0	0	0
11/05/23	Sea	W	1/0	0	0	0	0.0	0	0	0	0	0	—	0	0	0	0	0
Totals		**2-0**	**2/1**	**0**	**0**	**0**	**0.0**	**0**	**0**	**0**	**0**	**0**	**—**	**0**	**0**	**0**	**0**	**0**

CAREER NUMBERS AGAINST SEAHAWKS

90 TEAIR TART DL

REGULAR SEASON DEFENSE

Date	Opp.	Res.	GP/GS	Tot	Solo	Asst	Sks	Yds	TFL	QBH	INT	Yds	Lg	TD	PD	FF	FR	Yds
09/19/21	at Sea	W	1/1	2	0	2	0.0	0	0	0	0	0	—	0	0	0	0	0
Totals		**1-1**	**2/2**	**2**	**0**	**2**	**0.0**	**0**	**0**	**0**	**0**	**0**	**—**	**0**	**0**	**0**	**0**	**0**

94 DALVIN TOMLINSON DT

REGULAR SEASON DEFENSE

Date	Opp.	Res.	GP/GS	Tot	Solo	Asst	Sks	Yds	TFL	QBH	INT	Yds	Lg	TD	PD	FF	FR	Yds
10/22/17	Sea	L	1/1	1	1	0	0.0	0	0	0	0	0	—	0	0	0	0	0
12/06/20	at Sea	W	1/1	1	0	1	0.0	0	0	0	0	0	—	0	0	0	0	0
09/26/21	Sea	W	1/1	2	2	0	0.0	0	0	0	0	0	—	0	0	0	0	0
10/29/23	at Sea	L	1/1	0	0	0	0.0	0	0	1	0	0	—	0	0	0	0	0
09/25/25	Sea	L	1/1	2	0	2	0.0	0	0	0	0	0	—	0	0	0	0	0
11/09/25	at Sea	L	1/1	4	3	1	0.0	0	0	0	0	0	—	0	0	0	0	0
Totals		**2-4**	**6/6**	**10**	**6**	**4**	**0.0**	**0**	**0**	**1**	**0**	**0**	**—**	**0**	**0**	**0**	**0**	**0**

13 MARQUEZ VALDES-SCANTLING WR

REGULAR SEASON RECEIVING

Date	Opp.	Res.	GP/GS	Rec.	Yds	Avg.	Lg	TD
11/15/18	at Sea	L	1/1	1	8	8.0	8	0
11/14/21	Sea	W	1/0	1	41	41.0	41	0
12/24/22	Sea	W	1/0	0	0	—	—	0
09/07/25	at Sea	W	1/0	0	0	—	—	0
Totals		**3-1**	**4/1**	**2**	**49**	**24.5**	**41**	**0**

2026 LOS ANGELES CHARGERS OFFENSIVE STATISTICS

Won 0, Lost 3

9/13/2026	L	14 - 26	Arizona Cardinals
9/20/2026	L	14 - 26	Las Vegas Raiders
9/27/2026	L	16 - 24	at Buffalo Bills

	Los Angeles Chargers	Opponent
Total First Downs	**54**	**59**
Rushing	19	20
Passing	28	36
Penalty	7	3
3rd Down: Made/Att	13/37	16/40
3rd Down Pct.	35.1%	40.0%
4th Down: Made/Att	0/4	3/4
4th Down Pct.	0.0%	75.0%
Possession Avg.	**28:43**	**31:17**
Total Net Yards	**926**	**1048**
Avg. Per Game	308.7	349.3
Total Plays	177	195
Avg. Per Play	5.2	5.4
Net Yards Rushing	**339**	**349**
Avg. Per Game	113.0	116.3
Total Rushes	81	96
Net Yards Passing	587	699
Avg. Per Game	195.7	233.0
Sacked/Yards Lost	8/40	7/35
Gross Yards	627	734
Attempts/Completions	88/52	92/62
Completion Pct.	59.1%	67.4%
Had Intercepted	4	3
Punts/Average	**11/45.6**	**10/48.6**
Net Punting Avg.	**41.6**	**43.2**
Penalties/Yards	**22/159**	**24/241**
Fumbles/Ball Lost	**7/2**	**4/3**
Touchdowns	**5**	**8**
Rushing	2	4
Passing	3	4
Returns	0	0

Score By Periods	**Q1**	**Q2**	**Q3**	**Q4**	**OT**	**Pts**
Team	17	7	17	3	0	44
Opponents	7	26	10	33	0	76

Scoring	**TD**	**Ru**	**Pa**	**Rt**	**PAT**	**FG**	**2Pt**	**Pts**
C.Dicker	0	0	0	0	5/5	3/5	0	14
O.Hampton	2	2	0	0	0/0	0/0	0	12
O.Gadsden	1	0	1	0	0/0	0/0	0	6
L.McConkey	1	0	1	0	0/0	0/0	0	6
K.Mitchell	1	0	1	0	0/0	0/0	0	6
Team	**5**	**2**	**3**	**0**	**5/5**	**3/5**	**0**	**44**
Opponents	**8**	**4**	**4**	**0**	**8/8**	**6/7**	**0**	**76**

2-Pt. Conversions: Team 0/0, Opponents: 0/0

Sacks: K.Mack 2.0, T.Tuipulotu 1.5, A.Mesidor 1.5, N.Barrett 0.5, D.Tomlinson 0.5, T.Dye 0.5, D.Henley 0.5 **Team: 7.0, Opponents: 8.0**

Rushing	**No.**	**Yds**	**Avg**	**Long**	**TD**
O.Hampton	50	193	3.9	17	2
K.Mitchell	17	85	5.0	17	0
J.Herbert	12	48	4.0	11	0
Q.Johnston	1	7	7.0	7	0
K.Vidal	1	6	6.0	6	0
Team	**81**	**339**	**4.2**	**17**	**2**
Opponents	**96**	**349**	**3.6**	**23**	**4**

Receiving	**No.**	**Yds**	**Avg**	**Long**	**TD**
L.McConkey	12	183	15.3	29	1
T.Harris	10	149	14.9	53	0
D.Njoku	6	67	11.2	15	0
Q.Johnston	6	64	10.7	21	0
O.Gadsden	4	50	12.5	26	1
K.Mitchell	4	10	2.5	15	1
A.Ingold	3	35	11.7	25	0
C.Kolar	3	21	7.0	8	0
O.Hampton	2	21	10.5	18	0
K.Vidal	1	14	14.0	14	0
B.Thompson	1	13	13.0	13	0
D.Davis	0	0	0.0	0	0
M.Valdes-Scantling	0	0	0.0	0	0
Team	**52**	**627**	**12.1**	**53**	**3**
Opponents	**62**	**734**	**11.8**	**42**	**4**

Interceptions	**No.**	**Yds**	**Avg**	**Long**	**TD**
G.Smith	2	1	0.5	1	0
C.Hart	1	2	2.0	2	0
Team	**3**	**3**	**1.0**	**2**	**0**
Opponents	**4**	**73**	**18.3**	**41**	**0**

Punting	**No**	**Yds**	**Avg**	**Net**	**TB**	**In**	**Lg**	**B**
J.Scott	10	502	50.2	41.6	1	3	57	1
Team	**11**	**502**	**45.6**	**41.6**	**1**	**3**	**57**	**1**
Opponents	**10**	**486**	**48.6**	**43.2**	**2**	**5**	**61**	**0**

Punt Returns	**Ret**	**FC**	**Yds**	**Avg**	**Long**	**TD**
D.Davis	1	4	14	14.0	14	0
Team	**1**	**4**	**14**	**14.0**	**14**	**0**
Opponents	**2**	**4**	**24**	**12.0**	**16**	**0**

Kickoff Returns	**No.**	**Yds**	**Avg**	**Long**	**TD**
K.Mitchell	6	146	24.3	28	0
D.Davis	3	57	19.0	24	0
K.Vidal	2	56	28.0	30	0
Team	**11**	**259**	**23.5**	**30**	**0**
Opponents	**8**	**196**	**24.5**	**39**	**0**

Field Goals	**1-19**	**20-29**	**30-39**	**40-49**	**50+**
C.Dicker	0/ 0	1/ 1	2/ 2	0/ 1	0/ 1
Team	**0/ 0**	**1/ 1**	**2/ 2**	**0/ 1**	**0/ 1**
Opponents	**0/ 0**	**2/ 2**	**1/ 1**	**2/ 2**	**1/ 2**

Fumbles Lost: O.Hampton 2 **Total: 2**

Opponent Fumble Recoveries: D.Henley 2, T.Jefferson 1 **Total: 3**

Passing	**Att**	**Cmp**	**Yds**	**Cmp%**	**Yds/Att**	**TD**	**TD%**	**Int**	**Int%**	**Long**	**Sack**	**Lost**	**Rating**
J.Herbert	88	52	627	59.1%	7.1	3	3.4%	4	4.5%	53	8/	40	73.5
Team	**88**	**52**	**627**	**59.1%**	**7.1**	**3**	**3.4%**	**4**	**4.5%**	**53**	**8/**	**40**	**73.5**
Opponents	**92**	**62**	**734**	**67.4%**	**8.0**	**4**	**4.3%**	**3**	**3.3%**	**42**	**7/**	**35**	**92.4**

2026 LOS ANGELES CHARGERS DEFENSIVE STATISTICS

Official Press Box Totals — Confirmed by league review.

	— Tackles —								— Fumbles —	
Player	**Total**	**Solo**	**Asst.**	**Sacks**	**Yards**	**TFLs**	**QB Hits**	**Interceptions**	**Passes Def.**	**Forced**	**Recoveries**
Derwin James Jr.	21	12	9	0.0	0	0	0	0	1	0	0
Daiyan Henley	20	7	13	0.5	0	0	1	0	0	1	2
Del'Shawn Phillips	16	9	7	0.0	0	0	1	0	0	0	0
Troy Dye	15	9	6	0.5	0	1	1	0	1	0	0
Cam Hart	14	10	4	0.0	0	0	0	1	3	0	0
Tuli Tuipulotu	12	8	4	1.5	16.5	1	6	0	1	0	0
Genesis Smith	11	6	5	0.0	0	0	0	2	3	0	0
Tony Jefferson	11	6	5	0.0	0	0	0	0	2	0	1
Khalil Mack	8	4	4	2.0	10	3	4	0	0	0	0
Justin Eboigbe	8	4	4	0.0	0	0	1	0	0	1	0
Akheem Mesidor	8	3	5	1.5	4.5	1	3	0	0	0	0
Tarheeb Still	8	3	5	0.0	0	0	0	0	0	1	0
Dalvin Tomlinson	8	0	8	0.5	0.5	0	1	0	0	0	0
Donte Jackson	7	5	2	0.0	0	1	0	0	2	1	0
Jamaree Caldwell	7	3	4	0.0	0	0	1	0	0	0	0
R.J. Mickens	6	5	1	0.0	0	0	0	0	0	0	0
Elijah Molden	5	3	2	0.0	0	0	0	0	0	0	0
Nick Barrett	4	2	2	0.5	3.5	0	2	0	0	0	0
Teair Tart	4	2	2	0.0	0	1	2	0	0	0	0
Rodney Shelley	2	2	0	0.0	0	0	0	0	0	0	0
Bud Dupree	1	0	1	0.0	0	0	1	0	0	0	0
Totals	**196**	**103**	**93**	**7.0**	**35**	**8**	**24**	**3**	**13**	**4**	**3**
Defensive Backs	*85*	*52*	*33*	*0.0*	*0*	*1*	*0*	*3*	*11*	*2*	*1*
Linebackers	*51*	*25*	*26*	*1.0*	*0*	*1*	*3*	*0*	*1*	*1*	*2*
Outside Linebackers	*29*	*15*	*14*	*5.0*	*31*	*5*	*14*	*0*	*1*	*0*	*0*
Defensive Line	*31*	*11*	*20*	*1.0*	*4*	*1*	*7*	*0*	*0*	*1*	*0*

SPECIAL TEAMS TACKLES

Player	Total Tackles
Bud Dupree	3
Justin Eboigbe	2
Del'Shawn Phillips	2
Rodney Shelley	2
Troy Dye	1
Alec Ingold	1
Kendall Williamson	1
Totals	**12**

2026 GAME SUMMARIES

WEEK 1 vs. ARIZONA

CARDINALS 26
CHARGERS 14

Sunday, Sept. 13, 2026
SoFi Stadium — Inglewood, Calif.

GAME STATISTICS

TEAM	1	2	3	4	OT	F
Arizona	7	6	3	10	—	26
L.A. Chargers	7	0	7	0	—	14

SCORING SUMMARY

Team	Q	Time	Play
Cardinals	1	8:49	J.Love 5 yd. run (C.Ryland kick)
Chargers	1	4:22	O.Hampton 8 yd. run (C.Dicker kick)
Cardinals	2	6:51	C.Ryland 27 yd. field goal
Cardinals	2	0:00	C.Ryland 44 yd. field goal
Cardinals	3	7:25	C.Ryland 34 yd. field goal
Chargers	3	6:03	L.McConkey 8 yd. pass from J.Herbert (C.Dicker kick)
Cardinals	4	11:44	T.McBride 3 yd. pass from J.Brissett (C.Ryland kick)
Cardinals	4	2:33	C.Ryland 49 yd. field goal

TEAM STATISTICS

	AZ	LAC
FIRST DOWNS:	23	17
TOTAL NET YARDS:	393	268
NET RUSHING YARDS:	116	81
NET PASSING YARDS:	277	187
PENALTIES/YARDS:	8-111	7-64
3RD DOWN EFFICIENCY (%):	6-14 (42.9%)	2-8 (25.0%)
PUNTS/AVERAGE:	3-52.7	3-33.0
SACKS/YARDS:	3/22	1/0
FUMBLES/LOST:	0-0	1-1
POINTS OFF TURNOVERS:	3	0
AVG. DRIVE START:	OWN 27	OWN 29
TIME OF POSSESSION:	37:31	22:29

INDIVIDUAL TOP PERFORMERS

PASSING

	CMP	ATT	YDS	TD	INT	RT		CMP	ATT	YDS	TD	INT	RT
J.Herbert	17	27	209	1	1	83.7	J.Brissett	27	37	277	1	0	103.1

RUSHING

	ATT	YDS	AVG	LG	TD		ATT	YDS	AVG	LG	TD
O.Hampton	12	43	3.6	14	1	T.Allgeier	17	61	3.6	11	0
J.Herbert	5	29	5.8	11	0	J.Love	11	41	3.7	18	1

RECEIVING

	REC	YDS	AVG	LG	TD		REC	YDS	AVG	LG	TD
L.McConkey	5	82	16.4	23	1	T.McBride	9	95	10.6	27	1
D.Njoku	5	58	11.6	15	0	K.Bourne	8	75	9.4	13	0
T.Harris	3	20	6.7	11	0	Mi.Wilson	5	56	11.2	17	0
O.Gadsden	2	32	16.0	26	0	J.Love	2	9	4.5	5	0

TACKLES (SOLO) – LAC: D.James 10 (7), D.Henley 8 (2), C.Hart 6 (5); **ARI:** J.Gibbens 7 (5), Ma.Wilson 6 (2), B.Baker 5 (4).

SACKS – LAC: T.Dye 0.5-0, D.Henley 0.5-0; **ARI:** D.Stills 1-10, J.Burch 1-4, B.Baker 0.5-4, J. Gibbens 0.5-4.

INTERCEPTIONS – LAC: None; **ARI:** A.Wingard 1-0-0.

STARTERS

WR.... Q.Johnston	OLB... T.Tuipulotu	QB..... J.Brissett	DT..... D.Stills
TE..... C.Kolar	DL.... D.Tomlinson	RB ..... T.Allgeier	NT..... R.Lopez
LT ..... R.Slater	DL..... T.Tart	WR.... K.Bourne	DT..... W.Nolen
LG..... K.Awosika	OLB..... K.Mack	WR.... M.Harrison	OLB..... J.Sweat
C..... J.Slaughter	LB..... D.Henley	TE..... T.McBride	ILB..... J.Gibbens
RG ..... C.Strange	LB..... D.Phillips	LT ..... P.Johnson	ILB..... Ma.Wilson
RT ..... J.Alt	DB ..... E.Molden	LG..... I.Seumalo	OLB.. B.Browning
WR.... L.McConkey	CB ..... D.Jackson	C..... H.Froholdt	CB ..... W.Johnson
QB..... J.Herbert	CB ..... T.Still	RG ..... J.Gaines	CB ..... M.Melton
FB ..... A.Ingold	S..... D.James	RT ..... E.Wilkinson	S..... B.Baker
RB ..... O.Hampton	S..... T.Jefferson	WR.... Mi.Wilson	S..... A.Wingard

WEEK 2 vs. LAS VEGAS

RAIDERS 26
CHARGERS 14

Sunday, Sept. 20, 2026
SoFi Stadium — Inglewood, Calif.

GAME STATISTICS

TEAM	1	2	3	4	OT	F
Las Vegas	0	10	7	9	—	26
L.A. Chargers	0	7	7	0	—	14

SCORING SUMMARY

Team	Q	Time	Play
Raiders	2	11:51	T.Tucker 40 yd. pass from K.Cousins (M.Gay kick)
Chargers	2	5:26	O.Hampton 1 yd. run (C.Dicker kick)
Raiders	2	0:04	M.Gay 59 yd. field goal
Chargers	3	9:49	O.Gadsden 10 yd. pass from J.Herbert (C.Dicker kick)
Raiders	3	3:53	C.White 13 yd. pass from K.Cousins (M.Gay kick)
Raiders	4	2:59	C.White 11 yd. pass from K.Cousins (M.Gay kick)
Raiders	4	1:41	Penalty on J.Alt enforced in end zone for a safety

TEAM STATISTICS

	LV	LAC
FIRST DOWNS:	14	17
TOTAL NET YARDS:	305	310
NET RUSHING YARDS:	57	127
NET PASSING YARDS:	248	183
PENALTIES/YARDS:	6-42	8-45
3RD DOWN EFFICIENCY (%):	4-14 (28.6%)	5-14 (35.7%)
PUNTS/AVERAGE:	6-46.2	5-51.6
SACKS/YARDS:	3/9	2/5
FUMBLES/LOST:	1-0	6-1
POINTS OFF TURNOVERS:	7	0
AVG. DRIVE START:	OWN 41	OWN 21
TIME OF POSSESSION:	27:43	32:17

INDIVIDUAL TOP PERFORMERS

PASSING

	CMP	ATT	YDS	TD	INT	RT		CMP	ATT	YDS	TD	INT	RT
J.Herbert	15	27	192	1	2	59.5	K.Cousins	19	29	253	3	1	113.1

RUSHING

	ATT	YDS	AVG	LG	TD		ATT	YDS	AVG	LG	TD
O.Hampton	23	94	4.1	17	1	A.Jeanty	21	48	2.3	9	0
K.Mitchell	5	24	4.8	11	0	M.Washington	3	7	2.3	3	0

RECEIVING

	REC	YDS	AVG	LG	TD		REC	YDS	AVG	LG	TD
L.McConkey	3	35	11.7	19	0	T.Tucker	5	119	23.8	42	1
C.Kolar	3	21	7.0	8	0	A.Jeanty	4	15	3.8	7	0
O.Hampton	2	21	10.5	18	0	M.Mayer	3	23	7.7	10	0
O.Gadsden	2	18	9.0	10	1	J.Bech	2	25	12.5	20	0

TACKLES (SOLO) – LAC: D.Phillips 7 (4), D.James 7 (2), T.Jefferson 6 (3); **LV:** N.Dean 10 (7), Q.Walker 10 (5), H.Masses 5 (4).

SACKS – LAC: K.Mack 1-4, A.Mesidor 0.5-0.5, D.Tomlinson 0.5-0.5. **LV:** M.Koonce 1.5-0.5, E.Stokes 1-8, N.Dean 0.5-0.5.

INTERCEPTIONS – LAC: C.Hart 1-2-0; **LV:** H.Masses 2-29-0.

STARTERS

TE..... O.Gadsden	OLB..... K.Mack	RB ..... D.Laube	DE ..... M.Crosby
TE..... C.Kolar	DL.... D.Tomlinson	WR.... J.Bech	DT.. T.Hemingway
LT ..... R.Slater	DL..... T.Tart	TE..... M.Mayer	DT..... F.Fatukasi
LG..... K.Awosika	OLB... T.Tuipulotu	LT ..... K.Miller	DT..... A.Butler
C..... J.Slaughter	LB..... D.Henley	LG..... S.Burford	LB.. T.Eichenberg
RG ..... C.Strange	LB..... D.Phillips	C..... T.Linderbaum	LB..... Q.Walker
RT ..... J.Alt	CB ..... C.Hart	RG ..... J.Powers-Johnson	LB..... N.Dean
WR.... T.Harris	CB ..... T.Still	RT ..... D.Glaze	CB ..... E.Stokes
QB..... J.Herbert	S..... D.James	WR.... T.Tucker	CB ..... H.Masses
FB ..... A.Ingold	S..... T.Jefferson	QB..... K.Cousins	S..... J.Chinn
RB ..... O.Hampton	S..... R.Mickens	RB ..... A.Jeanty	S..... T.Stukes

WEEK 3 AT BUFFALO

CHARGERS 16
BILLS 24

Sunday, Sept. 27, 2026

Highmark Stadium — Orchard Park, N.Y.

GAME STATISTICS

TEAM	1	2	3	4	OT	F
L.A. Chargers	10	0	3	3	—	16
Buffalo	0	10	0	14	—	24

SCORING SUMMARY

Team	Q	Time	Play
Chargers	1	10:33	K.Mitchell 1 yd. pass from J.Herbert (C. Dicker kick)
Chargers	1	0:34	C.Dicker 31 yd. field goal
Bills	2	6:02	T.Bass 28 yd. field goal
Bills	2	0:16	J.Allen 1 yd. run (T.Bass kick)
Chargers	3	6:12	C.Dicker 21 yd. field goal
Bills	4	7:35	J.Allen 1 yd. run (T.Bass kick)
Bills	4	3:13	J.Cook 3 yd. run (T.Bass kick)
Chargers	4	1:56	C.Dicker 33 yd. field goal

TEAM STATISTICS

	LAC	BUF
FIRST DOWNS:	20	22
TOTAL NET YARDS:	348	350
NET RUSHING YARDS:	131	176
NET PASSING YARDS:	217	174
PENALTIES/YARDS:	7-50	10-88
3RD DOWN EFFICIENCY (%):	6-15 (40.0%)	6-12 (50.0%)
PUNTS/AVERAGE:	3-48.3	1-51.0
SACKS/YARDS:	4/30	2/9
FUMBLES/LOST:	0-0	3-3
POINTS OFF TURNOVERS:	10	7
AVG. DRIVE START:	OWN 35	OWN 37
TIME OF POSSESSION:	31:22	28:38

INDIVIDUAL TOP PERFORMERS

PASSING

	CMP	ATT	YDS	TD	INT	RT		CMP	ATT	YDS	TD	INT	RT
J.Herbert	20	34	226	1	1	76.3	**J.Allen**	16	26	204	0	2	54.0

RUSHING

	ATT	YDS	AVG	LG	TD		ATT	YDS	AVG	LG	TD
O.Hampton	15	56	3.7	10	0	**J.Cook**	24	154	6.4	23	1
K.Mitchell	8	52	6.5	17	0	**J.Allen**	8	22	2.8	8	2

RECEIVING

	REC	YDS	AVG	LG	TD		REC	YDS	AVG	LG	TD
T.Harris	6	76	12.7	29	0	**D.Moore**	6	67	11.2	16	0
L.McConkey	4	66	16.5	29	0	**T.Johnson**	4	50	12.5	29	0
Q.Johnston	3	40	13.3	21	0	**D.Kincaid**	2	38	19.0	24	0
A.Ingold	3	35	11.7	25	0	**K.Coleman**	1	37	37.0	37	0

TACKLES (SOLO) – LAC: D.Henley 9 (5), T.Tuipulotu 6 (5), T.Dye 5 (3); **BUF:** D.Williams 9 (4), G.Rousseau 8 (5), C.Bishop 5 (4).

SACKS – LAC: T.Tuipulotu 1.5-16.5, K.Mack 1-6, A.Mesidor 1.4, N.Barrett 0.5-3.5; **BUF:** G.Rousseau 2-9.

INTERCEPTIONS – LAC: G.Smith 2-1-0; **BUF:** C.Gardner-Johnson 1-41-0.

STARTERS

WR.... L.McConkey	OLB... T.Tuipulotu	TE..... D.Knox	OLB..... B.Chubb
TE..... H.Rucci	DL..... J.Eboigbe	TE..... J.Hawes	DL.....D.Walker
LT ..... R.Slater	DL..... T.Tart	TE..... D.Kincaid	DL..... G.Gaines
LG..... T.Penning	DL..... J.Caldwell	LT ..... D.Dawkins	DL..... E.Oliver
C..... J.Slaughter	OLB.....K.Mack	LG..... A.Anderson	OLB..G.Rousseau
RG..... C.Strange	LB.....D.Henley	C..... C.McGovern	ILB.....D.Williams
RT ..... J.Alt	LB.....D.Phillips	RG..... O.Torrence	ILB..... T.Bernard
WR.... Q.Johnston	CB ..... D.Jackson	RT ..... S.Brown	CB ..... C.Benford
QB..... J.Herbert	CB ..... C.Hart	WR.... D.Moore	CB ..... M.Hairston
FB ..... A.Ingold	S..... D.James	QB..... J.Allen	S..... C.Bishop
RB ..... O.Hampton	S.....T.Jefferson	RB ..... J.Cook	S..C.Gardner-Johnson

2026 LOS ANGELES CHARGERS NUMERICAL ROSTER

ACTIVE ROSTER

No.	Name	Pos.	Ht.	Wt.	Age	Exp.	College	Hometown	How Acq.
0	Daiyan Henley	LB	6-0	225	26	4	Washington State	Los Angeles, Calif.	D3-'23
1	Quentin Johnston	WR	6-2	208	25	4	TCU	Temple, Texas	D1-'23
2	Elijah Molden	DB	5-10	192	26	6	Washington	West Linn, Ore.	T (Ten)-'24
3	Derwin James Jr.	S	6-2	215	30	9	Florida State	Haines City, Fla.	D1-'18
4	Tarheeb Still	CB	6-1	196	24	3	Maryland	Sicklerville, N.J.	D5a-'24
5	Trey Lance	QB	6-4	226	26	6	North Dakota State	Marshall, Minn.	UFA (Dal)-'25
7	DJ Uiagalelei	QB	6-4	252	25	1	Florida State	Inland Empire, Calif.	FA-'25
8	Omarion Hampton	RB	6-0	220	23	2	North Carolina	Clayton, N.C.	D1-'25
9	Tre' Harris	WR	6-3	210	24	2	Mississippi	Broussard, La.	D2-'25
10	Justin Herbert	QB	6-6	236	28	7	Oregon	Eugene, Ore.	D1a-'20
11	Cameron Dicker	K	6-1	216	26	5	Texas	Austin, Texas	FA-'22
12	Derius Davis	WR	5-8	165	26	4	TCU	St. Francisville, La.	D4-'23
13	Marquez Valdes-Scantling	WR	6-4	212	31	9	South Florida	St. Petersburg, Fla.	FA-'26
15	Ladd McConkey	WR	6-0	185	24	3	Georgia	Chatsworth, Ga.	D2-'24
16	JK Scott	P	6-5	208	30	8	Alabama	Denver, Colo.	FA-'22
20	Cam Hart	CB	6-2	207	25	3	Notre Dame	Baltimore, Md.	D5b-'24
22	Genesis Smith	S	6-2	204	21	R	Arizona	Chandler, Ariz.	D4c-'26
23	Tony Jefferson	S	5-11	212	34	12	Oklahoma	Chula Vista, Calif.	FA-'24
24	Rodney Shelley	CB	5-11	180	24	R	Georgia Tech	Fairburn, Ga.	FA-'26
26	Donte Jackson	CB	5-10	180	30	9	Louisiana State	Metairie, La.	UFA (Pit)-'25
27	RJ Mickens	S	6-0	210	25	2	Clemson	Southlake, Texas	D6b-'25
28	Kimani Vidal	RB	5-8	215	25	3	Troy	Marietta, Ga.	D6-'24
30	Alec Ingold	FB	6-1	232	30	8	Wisconsin	Green Bay, Wis.	FA-'26
32	Kendall Williamson	S	6-0	203	26	2	Stanford	Snellville, Ga.	FA-'24
33	Deane Leonard	DB	6-0	195	26	5	Mississippi	Calgary, Alberta, Canada	D7a-'22
34	Keaton Mitchell	RB	5-8	190	24	4	East Carolina	McDonough, Ga.	FA-'26
40	Hayden Rucci	TE	6-5	247	25	2	Wisconsin	Lititz, Pa.	PS (Jax)-'26
43	Troy Dye	LB	6-3	225	30	7	Oregon	Norco, Calif.	UFA (Min)-'24
45	Tuli Tuipulotu	OLB	6-3	266	24	4	Southern California	Hawthorne, Calif.	D2-'23
47	Josh Harris	LS	6-1	224	37	15	Auburn	Carrollton, Ga.	UFA (Atl)-'22
48	Bud Dupree	OLB	6-4	269	33	12	Kentucky	Macon, Ga.	FA-'24
52	Khalil Mack	OLB	6-3	269	35	13	Buffalo	Fort Pierce, Fla.	T (Chi)-'22
53	Del'Shawn Phillips	LB	6-2	230	29	7	Illinois	Highland Park, Ill.	UFA (Hou)-'25
58	Marlowe Wax	LB	6-1	236	23	2	Syracuse	Baltimore, Md.	FA-'25
60	Jacob Spomer	C	6-3	290	23	R	Fresno State	Brentwood, Calif.	FA-'26
65	Logan Taylor	G	6-5	303	24	R	Boston College	Lunenburg, Nova Scotia, Canada	D6a-'26
66	Jake Slaughter	C/G	6-5	303	23	R	Florida	Sparr, Fla.	D2-'26
69	Cole Strange	G	6-5	310	28	5	Chattanooga	Knoxville, Tenn.	UFA (Mia)-'26
70	Rashawn Slater	T	6-4	315	27	6	Northwestern	Sugar Land, Texas	D1-'21
73	Alex Harkey	G	6-6	327	25	R	Oregon	Austin, Texas	D6b-'26
74	Kayode Awosika	G	6-3	322	27	5	Buffalo	Maple Grove, Minn.	UFA (Det)-'26
75	Trevor Penning	OL	6-7	325	27	5	Northern Iowa	Clear Lake, Iowa	T (NO)-'25
76	Joe Alt	T	6-8	322	23	3	Notre Dame	North Oaks, Minn.	D1-'24
77	Travis Burke	T	6-9	315	23	R	Memphis	Hollywood, Fla.	D4b-'26
86	Oronde Gadsden	TE	6-5	236	23	2	Syracuse	Plantation, Fla.	D5b-'25
88	Charlie Kolar	TE	6-6	265	27	5	Iowa State	Norman, Okla.	UFA (Bal)-'26
89	Brenen Thompson	WR	5-9	170	23	R	Mississippi State	Spearman, Texas	D4a-'26
90	Akheem Mesidor	OLB	6-3	265	25	R	Miami	Ottawa, Ontario, Canada	D1-'26
91	Nick Barrett	DL	6-3	327	23	R	South Carolina	Goldsboro, N.C.	D5-'26
92	Justin Eboigbe	DL	6-5	292	25	3	Alabama	Forest Park, Ga.	D4-'24
93	Teair Tart	DL	6-2	315	29	7	Florida International	Philadelphia, Pa.	FA-'24
94	Dalvin Tomlinson	DL	6-3	335	32	10	Alabama	McDonough, Ga.	FA-'26
99	Jamaree Caldwell	DL	6-1	340	26	2	Oregon	Newberry, S.C.	D3-'25

PRACTICE SQUAD

No.	Name	Pos.	Ht.	Wt.	Age	Exp.	College	Hometown	How Acq.
25	Junior Colson	LB	6-3	247	23	3	Michigan	Franklin, Tenn.	D3-'24
29	Kaiir Elam	CB	6-1	202	25	5	Florida	Riviera Beach, Fla.	FA-'26
31	Gregory Desrosiers	RB	5-11	200	25	R	Memphis	Lawrence, Mass.	FA-'26
35	Amar Johnson	RB	5-10	205	23	1	South Dakota State	O'Fallon, Mo.	FA-'25
37	Isas Waxter	CB	6-1	205	25	1	Villanova	Newark, N.J.	FA-'25
49	Evan Svoboda	TE	6-5	251	23	R	Wyoming	Mesa, Ariz.	FA-'26
50	Caleb Murphy	OLB	6-3	254	26	3	Ferris State	Dowagiac, Mich.	FA-'26
51	Andre Carter	OLB	6-5	270	26	2	Army	Missouri City, Texas	FA-'26
57	Lander Barton	LB	6-5	240	25	R	Utah	Cottonwood Heights, Utah	FA-'26
64	Terry Webb	DL	6-3	313	23	R	Southern Methodist	Galveston, Texas	FA-'26
68	Josh Kaltenberger	C	6-6	308	25	1	Maryland	Pittsburgh, Pa.	FA-'25
78	Laekin Vakalahi	T	6-5	327	23	1	—	Auckland, New Zealand	FA (IPP)-'26
81	Patrick Herbert	TE	6-5	255	25	1	Oregon	Eugene, Ore.	FA-'26
82	Theo Wease	WR	6-2	208	25	1	Missouri	Allen, Texas	FA-'26
87	Gary Jennings	WR	6-1	216	29	2	West Virginia	Stafford, Va.	FA-'26
95	Jordan Jefferson	DL	6-4	317	25	3	Louisiana State	Navarre, Fla.	FA-'26

RESERVE/INJURED

No.	Name	Pos.	Ht.	Wt.	Age	Exp.	College	Hometown	How Acq.
6	Denzel Perryman	LB	5-11	240	33	12	Miami	Coral Gables, Fla.	UFA (Hou)-'24
63	Tyler Biadasz	C	6-4	316	28	7	Wisconsin	Amherst, Wis.	FA-'26
79	Trey Pipkins III	G/T	6-6	307	30	8	Sioux Falls	Apple Valley, Minn.	D3-'19
83	David Njoku	TE	6-4	246	30	10	Miami	Cedar Grove, N.J.	FA-'26
84	KeAndre Lambert-Smith	WR	6-1	182	24	2	Auburn	Norfolk, Va.	D5a-'25

RESERVE/INJURED; DESIGNATED FOR RETURN

No.	Name	Pos.	Ht.	Wt.	Age	Exp.	College	Hometown	How Acq.
44	Scott Matlock	FB/DL	6-4	296	26	4	Boise State	Homedale, Idaho	D6-'23
71	Branson Taylor	G/T	6-6	330	24	1	Pittsburgh	Lorain, Ohio	D6a-'25

RESERVE/NON-FOOTBALL INJURY

No.	Name	Pos.	Ht.	Wt.	Age	Exp.	College	Hometown	How Acq.
67	Isaiah World	T	6-8	318	22	R	Oregon	San Diego, Calif.	FA-'26

2026 LOS ANGELES CHARGERS ALPHABETICAL ROSTER

ACTIVE ROSTER

No.	Name	Pos.	Ht.	Wt.	DOB	Exp.	College	Hometown	How Acq.
76	Alt, Joe	T	6-8	322	2/28/03	3	Notre Dame	North Oaks, Minn.	D1-'24
74	Awosika, Kayode	G	6-3	322	10/27/98	5	Buffalo	Maple Grove, Minn.	UFA (Det)-'26
91	Barrett, Nick	DL	6-3	327	7/28/03	R	South Carolina	Goldsboro, N.C.	D5-'26
77	Burke, Travis	T	6-9	315	1/6/03	R	Memphis	Hollywood, Fla.	D4b-'26
99	Caldwell, Jamaree	DL	6-1	340	8/30/00	2	Oregon	Newberry, S.C.	D3-'25
12	Davis, Derius	WR	5-8	165	9/11/00	4	TCU	St. Francisville, La.	D4-'23
11	Dicker, Cameron	K	6-1	216	5/6/00	5	Texas	Austin, Texas	FA-'22
48	Dupree, Bud	OLB	6-4	269	2/12/93	12	Kentucky	Macon, Ga.	FA-'24
43	Dye, Troy	LB	6-3	225	9/18/96	7	Oregon	Norco, Calif.	UFA (Min)-'24
92	Eboigbe, Justin	DL	6-5	292	4/9/01	3	Alabama	Forest Park, Ga.	D4-'24
86	Gadsden, Oronde	TE	6-5	236	6/25/03	2	Syracuse	Plantation, Fla.	D5b-'25
8	Hampton, Omarion	RB	6-0	220	3/16/03	2	North Carolina	Clayton, N.C.	D1-'25
73	Harkey, Alex	G	6-6	327	7/22/01	R	Oregon	Austin, Texas	D6b-'26
47	Harris, Josh	LS	6-1	224	4/27/89	15	Auburn	Carrollton, Ga.	UFA (Atl)-'22
9	Harris, Tre'	WR	6-3	210	2/28/02	2	Mississippi	Broussard, La.	D2-'25
20	Hart, Cam	CB	6-2	207	12/5/00	3	Notre Dame	Baltimore, Md.	D5b-'24
0	Henley, Daiyan	LB	6-0	225	11/18/99	4	Washington State	Los Angeles, Calif.	D3-'23
10	Herbert, Justin	QB	6-6	236	3/10/98	7	Oregon	Eugene, Ore.	D1a-'20
30	Ingold, Alec	FB	6-1	232	7/9/96	7	Wisconsin	Green Bay, Wis.	FA-'26
26	Jackson, Donte	CB	5-10	180	11/8/95	9	Louisiana State	Metairie, La.	UFA (Pit)-'25
3	James Jr., Derwin	S	6-2	215	8/3/96	9	Florida State	Haines City, Fla.	D1-'18
23	Jefferson, Tony	S	5-11	212	1/27/92	12	Oklahoma	Chula Vista, Calif.	FA-'24
1	Johnston, Quentin	WR	6-2	208	9/6/01	4	TCU	Temple, Texas	D1-'23
88	Kolar, Charlie	TE	6-6	265	1/10/99	5	Iowa State	Norman, Okla.	UFA (Bal)-'26
5	Lance, Trey	QB	6-4	226	5/9/00	6	North Dakota State	Marshall, Minn.	UFA (Dal)-'25
33	Leonard, Deane	DB	6-0	195	11/20/99	5	Mississippi	Calgary, Alberta, Canada	D7a-'22
52	Mack, Khalil	OLB	6-3	269	2/22/91	13	Buffalo	Fort Pierce, Fla.	T (Chi)-'22
15	McConkey, Ladd	WR	6-0	185	11/11/01	3	Georgia	Chatsworth, Ga.	D2-'24
90	Mesidor, Akheem	OLB	6-3	265	4/5/01	R	Miami	Ottawa, Ontario, Canada	D1-'26
27	Mickens, RJ	S	6-0	210	7/10/01	2	Clemson	Southlake, Texas	D6b-'25
34	Mitchell, Keaton	RB	5-8	190	1/17/02	4	East Carolina	McDonough, Ga.	FA-'26
2	Molden, Elijah	DB	5-10	192	1/30/99	6	Washington	West Linn, Ore.	T (Ten)-'24
75	Penning, Trevor	OL	6-7	325	5/15/99	5	Northern Iowa	Clear Lake, Iowa	T (NO)-'25
53	Phillips, Del'Shawn	LB	6-2	230	10/9/96	7	Illinois	Highland Park, Ill.	UFA (Hou)-'25
40	Rucci, Hayden	TE	6-5	247	1/27/01	2	Wisconsin	Lititz, Pa.	PS (Jax)-'26
16	Scott, JK	P	6-5	208	10/30/95	8	Alabama	Denver, Colo.	FA-'22
24	Shelley, Rodney	CB	5-11	180	8/14/02	R	Georgia Tech	Fairburn, Ga.	FA-'26
70	Slater, Rashawn	T	6-4	315	3/26/99	6	Northwestern	Sugar Land, Texas	D1-'21
66	Slaughter, Jake	C/G	6-5	303	12/19/02	R	Florida	Sparr, Fla.	D2-'26
22	Smith, Genesis	S	6-2	204	11/5/04	R	Arizona	Chandler, Ariz.	D4c-'26
60	Spomer, Jacob	C	6-3	290	1/24/01	R	Fresno State	Brentwood, Calif.	FA-'26
4	Still, Tarheeb	CB	6-1	196	6/9/02	3	Maryland	Sicklerville, N.J.	D5a-'24
69	Strange, Cole	G	6-5	310	7/31/98	5	Chattanooga	Knoxville, Tenn.	UFA (Mia)-'26
93	Tart, Teair	DL	6-2	315	2/28/97	7	Florida International	Philadelphia, Pa.	FA-'24
65	Taylor, Logan	G	6-5	303	2/7/02	R	Boston College	Lunenburg, Nova Scotia, Canada	D6a-'26
89	Thompson, Brenen	WR	5-9	170	7/25/03	R	Mississippi State	Spearman, Texas	D4a-'26
94	Tomlinson, Dalvin	DL	6-3	335	2/28/94	10	Alabama	McDonough, Ga.	FA-'26
45	Tuipulotu, Tuli	OLB	6-3	266	9/3/02	4	Southern California	Hawthorne, Calif.	D2-'23
7	Uiagalelei, DJ	QB	6-4	252	4/17/01	1	Florida State	Inland Empire, Calif.	FA-'25
13	Valdes-Scantling, Marquez	WR	6-4	212	10/10/94	9	South Florida	St. Petersburg, Fla.	FA-'26
28	Vidal, Kimani	RB	5-8	215	8/28/01	3	Troy	Marietta, Ga.	D6-'24
58	Wax, Marlowe	LB	6-1	236	12/13/02	2	Syracuse	Baltimore, Md.	FA-'25
32	Williamson, Kendall	S	6-0	203	8/24/00	2	Stanford	Snellville, Ga.	FA-'24

PRACTICE SQUAD

No.	Name	Pos.	Ht.	Wt.	DOB	Exp.	College	Hometown	How Acq.
57	Barton, Lander	LB	6-5	240	12/30/03	R	Utah	Cottonwood Heights, Utah	FA-'26
51	Carter, Andre	OLB	6-5	270	3/28/00	2	Army	Missouri City, Texas	FA-'26
29	Elam, Kaiir	CB	6-1	202	5/5/01	5	Florida	Riviera Beach, Fla.	FA-'26
25	Colson, Junior	LB	6-3	247	12/6/02	3	Michigan	Franklin, Tenn.	D3-'24
31	Desrosiers, Gregory	RB	5-11	200	3/27/01	R	Memphis	Lawrence, Mass.	FA-'26
81	Herbert, Patrick	TE	6-5	255	10/18/00	1	Oregon	Eugene, Ore.	FA-'26
95	Jefferson, Jordan	DL	6-4	317	9/24/01	3	Louisiana State	Navarre, Fla.	FA-'26
87	Jennings, Gary	WR	6-1	216	3/7/97	2	West Virginia	Stafford, Va.	FA-'26
35	Johnson, Amar	RB	5-10	205	1/31/03	1	South Dakota State	O'Fallon, Mo.	FA-'25
68	Kaltenberger, Josh	C	6-6	308	8/10/01	1	Maryland	Pittsburgh, Pa.	FA-'25
50	Murphy, Caleb	OLB	6-3	254	12/15/99	3	Ferris State	Dowagiac, Mich.	FA-'26
49	Svoboda, Evan	TE	6-5	251	3/31/03	R	Wyoming	Mesa, Ariz.	FA-'26
78	Vakalahi, Laekin	T	6-5	327	1/28/03	1	—	Auckland, New Zealand	FA (IPP)-'26
37	Waxter, Isas	CB	6-1	205	9/17/01	1	Villanova	Newark, N.J.	FA-'25
82	Wease, Theo	WR	6-2	208	6/25/01	1	Missouri	Allen, Texas	FA-'26
64	Webb, Terry	DL	6-3	313	1/8/03	R	Southern Methodist	Galveston, Texas	FA-'26

RESERVE/INJURED

No.	Name	Pos.	Ht.	Wt.	DOB	Exp.	College	Hometown	How Acq.
63	Biadasz, Tyler	C	6-4	316	11/20/97	7	Wisconsin	Amherst, Wis.	FA-'26
84	Lambert-Smith, KeAndre	WR	6-1	182	10/16/01	2	Auburn	Norfolk, Va.	D5a-'25
83	Njoku, David	TE	6-4	246	7/10/96	10	Miami	Cedar Grove, N.J.	FA-'26
6	Perryman, Denzel	LB	5-11	240	12/5/92	12	Miami	Coral Gables, Fla.	UFA (Hou)-'24
79	Pipkins III, Trey	G/T	6-6	307	9/5/96	8	Sioux Falls	Apple Valley, Minn.	D3-'19

RESERVE/INJURED; DESIGNATED FOR RETURN

No.	Name	Pos.	Ht.	Wt.	DOB	Exp.	College	Hometown	How Acq.
44	Matlock, Scott	FB/DL	6-4	296	6/28/00	4	Boise State	Homedale, Idaho	D6-'23
71	Taylor, Branson	G/T	6-6	330	2/13/02	1	Pittsburgh	Lorain, Ohio	D6a-'25

RESERVE/NON-FOOTBALL INJURY

No.	Name	Pos.	Ht.	Wt.	DOB	Exp.	College	Hometown	How Acq.
67	World, Isaiah	T	6-8	318	12/16/03	R	Oregon	San Diego, Calif.	FA-'26

2026 LOS ANGELES CHARGERS POSITION ROSTER

QUARTERBACKS (3)

No.	Name	Pos.	Ht.	Wt.	Age	Exp.	College	Hometown	How Acq.
5	Trey Lance	QB	6-4	226	26	6	North Dakota State	Marshall, Minn.	UFA (Dal)-'25
7	DJ Uiagalelei	QB	6-4	252	25	1	Florida State	Inland Empire, Calif.	FA-'25
10	Justin Herbert	QB	6-6	236	28	7	Oregon	Eugene, Ore.	D1a-'20

RUNNING BACKS (4)

No.	Name	Pos.	Ht.	Wt.	Age	Exp.	College	Hometown	How Acq.
8	Omarion Hampton	RB	6-0	220	23	2	North Carolina	Clayton, N.C.	D1-'25
28	Kimani Vidal	RB	5-8	215	25	3	Troy	Marietta, Ga.	D6-'24
30	Alec Ingold	FB	6-1	232	30	8	Wisconsin	Green Bay, Wis.	FA-'26
34	Keaton Mitchell	RB	5-8	190	24	4	East Carolina	McDonough, Ga.	FA-'26

WIDE RECEIVERS (6)

No.	Name	Pos.	Ht.	Wt.	Age	Exp.	College	Hometown	How Acq.
1	Quentin Johnston	WR	6-2	208	25	4	TCU	Temple, Texas	D1-'23
9	Tre' Harris	WR	6-3	210	24	2	Mississippi	Broussard, La.	D2-'25
12	Derius Davis	WR	5-8	165	26	4	TCU	St. Francisville, La.	D4-'23
13	Marquez Valdes-Scantling	WR	6-4	212	31	9	South Florida	St. Petersburg, Fla.	FA-'26
15	Ladd McConkey	WR	6-0	185	24	3	Georgia	Chatsworth, Ga.	D2-'24
89	Brenen Thompson	WR	5-9	170	24	R	Mississippi State	Spearman, Texas	D4a-'26

TIGHT ENDS (3)

No.	Name	Pos.	Ht.	Wt.	Age	Exp.	College	Hometown	How Acq.
40	Hayden Rucci	TE	6-5	247	25	2	Wisconsin	Lititz, Pa.	PS (Jax)-'26
86	Oronde Gadsden	TE	6-5	236	23	2	Syracuse	Plantation, Fla.	D5b-'25
88	Charlie Kolar	TE	6-6	265	27	5	Iowa State	Norman, Okla.	UFA (Bal)-'26

OFFENSIVE LINEMEN (10)

No.	Name	Pos.	Ht.	Wt.	Age	Exp.	College	Hometown	How Acq.
60	Jacob Spomer	C	6-3	290	23	R	Fresno State	Brentwood, Calif.	FA-'26
65	Logan Taylor	G	6-5	303	24	R	Boston College	Lunenburg, Nova Scotia, Canada	D6a-'26
66	Jake Slaughter	C/G	6-5	303	23	R	Florida	Sparr, Fla.	D2-'26
69	Cole Strange	G	6-5	310	28	5	Chattanooga	Knoxville, Tenn.	UFA (Mia)-'26
70	Rashawn Slater	T	6-4	315	27	6	Northwestern	Sugar Land, Texas	D1-'21
73	Alex Harkey	G	6-6	327	25	R	Oregon	Austin, Texas	D6b-'26
74	Kayode Awosika	G	6-3	322	27	5	Buffalo	Maple Grove, Minn.	UFA (Det)-'26
75	Trevor Penning	OL	6-7	325	27	5	Northern Iowa	Clear Lake, Iowa	T (NO)-'25
76	Joe Alt	T	6-8	322	23	3	Notre Dame	North Oaks, Minn.	D1-'24
77	Travis Burke	T	6-9	315	23	R	Memphis	Hollywood, Fla.	D4b-'26

DEFENSIVE LINEMEN (5)

No.	Name	Pos.	Ht.	Wt.	Age	Exp.	College	Hometown	How Acq.
91	Nick Barrett	DL	6-3	327	23	R	South Carolina	Goldsboro, N.C.	D5-'26
92	Justin Eboigbe	DL	6-5	292	25	3	Alabama	Forest Park, Ga.	D4-'24
93	Teair Tart	DL	6-2	315	29	7	Florida International	Philadelphia, Pa.	FA-'24
94	Dalvin Tomlinson	DL	6-3	335	32	10	Alabama	McDonough, Ga.	FA-'26
99	Jamaree Caldwell	DL	6-1	340	26	2	Oregon	Newberry, S.C.	D3-'25

LINEBACKERS (4)

No.	Name	Pos.	Ht.	Wt.	Age	Exp.	College	Hometown	How Acq.
0	Daiyan Henley	LB	6-0	225	26	4	Washington State	Los Angeles, Calif.	D3-'23
43	Troy Dye	LB	6-3	225	30	7	Oregon	Norco, Calif.	UFA (Min)-'24
53	Del'Shawn Phillips	LB	6-2	230	29	7	Illinois	Highland Park, Ill.	UFA (Hou)-'25
58	Marlowe Wax	LB	6-1	236	23	2	Syracuse	Baltimore, Md.	FA-'25

OUTSIDE LINEBACKERS (4)

No.	Name	Pos.	Ht.	Wt.	Age	Exp.	College	Hometown	How Acq.
45	Tuli Tuipulotu	OLB	6-3	266	24	4	Southern California	Hawthorne, Calif.	D2-'23
48	Bud Dupree	OLB	6-4	269	33	12	Kentucky	Macon, Ga.	FA-'24
52	Khalil Mack	OLB	6-3	269	35	13	Buffalo	Fort Pierce, Fla.	T (Chi)-'22
90	Akheem Mesidor	OLB	6-3	265	25	R	Miami	Ottawa, Ontario, Canada	D1-'26

DEFENSIVE BACKS (11)

No.	Name	Pos.	Ht.	Wt.	Age	Exp.	College	Hometown	How Acq.
2	Elijah Molden	DB	5-10	192	26	6	Washington	West Linn, Ore.	T (Ten)-'24
3	Derwin James Jr.	S	6-2	215	30	9	Florida State	Haines City, Fla.	D1-'18
4	Tarheeb Still	CB	6-1	196	24	3	Maryland	Sicklerville, N.J.	D5a-'24
20	Cam Hart	CB	6-2	207	25	3	Notre Dame	Baltimore, Md.	D5b-'24
22	Genesis Smith	S	6-2	204	21	R	Arizona	Chandler, Ariz.	D4c-'26
23	Tony Jefferson	S	5-11	212	34	12	Oklahoma	Chula Vista, Calif.	FA-'24
24	Rodney Shelley	CB	5-11	180	24	R	Georgia Tech	Fairburn, Ga.	FA-'26
26	Donte Jackson	CB	5-10	180	30	9	Louisiana State	Metairie, La.	UFA (Pit)-'25
27	RJ Mickens	S	6-0	210	25	2	Clemson	Southlake, Texas	D6b-'25
32	Kendall Williamson	S	6-0	203	26	2	Stanford	Snellville, Ga.	FA-'24
33	Deane Leonard	DB	6-0	195	26	5	Mississippi	Calgary, Alberta, Canada	D7a-'22

SPECIALISTS (3)

No.	Name	Pos.	Ht.	Wt.	Age	Exp.	College	Hometown	How Acq.
11	Cameron Dicker	K	6-1	216	26	5	Texas	Austin, Texas	FA-'22
16	JK Scott	P	6-5	208	30	8	Alabama	Denver, Colo.	FA-'22
47	Josh Harris	LS	6-1	224	37	15	Auburn	Carrollton, Ga.	UFA (Atl)-'22

HOW THE 2026 CHARGERS WERE BUILT

YEAR	NFL DRAFT	FREE AGENCY	TRADE/WAIVERS
2018	S Derwin James Jr. (1)		
2020	QB Justin Herbert (1a)		
2021	T Rashawn Slater (1)		
2022	DB Deane Leonard (7a)	K Cameron Dicker LS Josh Harris (UFA-Atl) P JK Scott	OLB Khalil Mack (T-Chi)
2023	WR Derius Davis (4) LB Daiyan Henley (3) WR Quentin Johnston (1) OLB Tuli Tuipulotu (2)		
2024	T Joe Alt (1) DL Justin Eboigbe (4) CB Cam Hart (5b) WR Ladd McConkey (2) CB Tarheeb Still (5a) RB Kimani Vidal (6)	OLB Bud Dupree LB Troy Dye (UFA-Min) S Tony Jefferson DL Teair Tart S Kendall Williamson	DB Elijah Molden (T-Ten)
2025	DL Jamaree Caldwell (3) TE Oronde Gadsden (5b) RB Omarion Hampton (1) WR Tre' Harris (2) S RJ Mickens (6b)	CB Donte Jackson (UFA-Pit) QB Trey Lance (UFA-Dal) LB Del'Shawn Phillips (UFA-Hou) QB DJ Uiagalelei (UDFA) LB Marlowe Wax (UDFA)	OL Trevor Penning (T-NO)
2026	DL Nick Barrett (5) T Travis Burke (4b) G Alex Harkey (6b) OLB Akheem Mesidor (1) C/G Jake Slaughter (2) S Genesis Smith (4c) G Logan Taylor (6a) WR Brenen Thompson (4a)	G Kayode Awosika (UFA-Det) FB Alec Ingold TE Charlie Kolar (UFA-Bal) RB Keaton Mitchell TE Hayden Rucci (PS-Jax) CB Rodney Shelley (UDFA) C Jacob Spomer (UDFA) G Cole Strange (UFA-Mia) DL Dalvin Tomlinson WR Marquez Valdes-Scantling	

2026 LOS ANGELES CHARGERS COACHES

Head Coach ..... Jim Harbaugh
Special Teams Coordinator ..... Ryan Ficken
Offensive Coordinator ..... Mike McDaniel
Defensive Coordinator ..... Chris O'Leary
Offensive Run Game Coordinator/Offensive Line ..... Butch Barry
Offensive Assistant ..... Kirk Campbell
Assistant Defensive Line ..... Julian Campenni
Defensive Passing Game Coordinator/Defensive Backs .. Steve Clinkscale
Offensive Passing Game Coordinator/Quarterbacks ..... Shane Day
Defensive Run Game Coordinator/Defensive Line ..... Mike Elston
Offensive Assistant ..... Rob Everett
Safeties ..... Adam Fuller
Passing Game Specialist ..... Adam Gase
Assistant Special Teams ..... Chris Gould
Assistant Wide Receivers/Assistant Special Teams ..... Josh Hammond
Assistant Offensive Line ..... Nick Hardwick
Tight Ends ..... Chandler Henley
Defensive Run Game Specialist ..... Mike Hiestand
Wide Receivers ..... Sanjay Lal
Assistant Outside Linebackers ..... Denzel Martin
Running Backs ..... Max McCaffrey
Outside Linebackers ..... Dylan Roney
Linebackers ..... Sean Spence
Executive Director of Player Performance ..... Ben Herbert
Head Strength & Conditioning ..... Jonathan Brooks
Head Strength & Conditioning ..... Devin Woodhouse
Director of Performance Analytics ..... Ben Rabe
Performance Analyst ..... Lincoln DeWolf
Alex G. Spanos Coaching Fellow ..... Jarrod James
Alex G. Spanos Coaching Fellow ..... Beau Snuggs
Alex G. Spanos Coaching Fellow ..... Jimmy Thompson

2026 LOS ANGELES CHARGERS DEPTH CHART

Depth Chart is unofficial and compiled by Chargers Communications

OFFENSE

WR	15	Ladd McConkey		9	Tre' Harris		12	Derius Davis
LT	70	Rashawn Slater		77	Travis Burke		73	Alex Harkey
LG	74	Kayode Awosika		75	Trevor Penning		65	Logan Taylor
C	66	Jake Slaughter		60	Jacob Spomer			
RG	69	Cole Strange		75	Trevor Penning		65	Logan Taylor
RT	76	Joe Alt		77	Travis Burke		73	Alex Harkey
TE	88	Charlie Kolar		86	Oronde Gadsden		40	Hayden Rucci
WR	1	Quentin Johnston		89	Brenen Thompson		13	Marquez Valdes-Scantling
QB	10	Justin Herbert		5	Trey Lance		7	DJ Uiagalelei
FB	30	Alec Ingold						
RB	8	Omarion Hampton		34	Keaton Mitchell	**—OR—**	28	Kimani Vidal

DEFENSE

EDGE	52	Khalil Mack		90	Akheem Mesidor			
DL	99	Jamaree Caldwell		91	Nick Barrett			
DL	94	Dalvin Tomlinson		92	Justin Eboigbe			
DL	93	Teair Tart						
EDGE	45	Tuli Tuipulotu		48	Bud Dupree			
LB	0	Daiyan Henley		43	Troy Dye			
LB	53	Del'Shawn Phillips		58	Marlowe Wax			
CB	4	Tarheeb Still	**—OR—**	20	Cam Hart		33	Deane Leonard
S	3	Derwin James Jr.		23	Tony Jefferson		27	RJ Mickens
S	2	Elijah Molden		22	Genesis Smith		32	Kendall Williamson
CB	26	Donte Jackson	**—OR—**	20	Cam Hart		24	Rodney Shelley

SPECIALISTS

K	11	Cameron Dicker						
P	16	JK Scott						
KO	11	Cameron Dicker						
H	16	JK Scott						
LS	47	Josh Harris						
KR	12	Derius Davis		34	Keaton Mitchell		28	Kimani Vidal
PR	12	Derius Davis		89	Brenen Thompson		15	Ladd McConkey

NOTE: Rookies are underlined

2026 LOS ANGELES CHARGERS PRONUNCIATION GUIDE

KAYODE AWOSIKA ..... KY-oh-dee ah-woah-SHE-kah
Tyler **BIADASZ** ..... bee-AH-dish
Gregory **DESROSIERS**..... deh-woah-zee-ay
Justin **EBOIGBE** ..... ee-BOYG-bee
KAIIR Elam ..... kai-EER
ORONDE Gadsden..... uh-RON-day
OMARION Hampton ..... oh-MARR-ee-on
DAIYAN Henley .....DAY-on
Charlie **KOLAR**.....KOHL-er
Akheem **MESIDOR**..... MEH-zih-door
David **NJOKU** .....nuh-JOE-koo
RASHAWN Slater.....ruh-SHAWN
Jacob **SPOMER** .....SPOH-muhr
TEAIR Tart.....TEE-air
TULI TUIPULOTU ..... TOO-lee TOO-ee-poo-LOW-too
DJ **UIAGALELEI** .....oo-ee-AHN-guh-luh-lay
Laekin **VAKALAHI** ..... VAH-kuh-LUH-hee
Kimani **VIDAL**..... VIE-dell
ISAS Waxter.....eye-SAHS

2026 TRANSACTIONS BY DATE

Jan. 13	Signed LS Peter Bowden, WR Dalevon Campbell, DL TeRah Edwards, WR Luke Grimm, WR JaQuae Jackson, RB Amar Johnson, LB Emany Johnson, C Josh Kaltenberger, TE Tanner McLachlan, OLB Garmon Randolph, G/T Branson Taylor, QB DJ Uiagalelei, CB Isas Waxter and TE Thomas Yassmin to Reserve/Future contracts.
Jan. 14	Signed G Ben Cleveland to Reserve/Future contract.
Feb. 2	Signed DL Teair Tart to contract extension.
March 4	Placed C Bradley Bozeman on Reserve/Retired. Released G Mekhi Becton Sr., and TE Will Dissly (Failed Physical). Waived T Savion Washington.
March 6	Signed C Tyler Biadasz. Extended exclusive rights tender to RB Kimani Vidal. Signed RB Jaret Patterson and S Kendall Williamson to contract extensions.
March 10	Signed FB Alec Ingold. Signed OLB Khalil Mack to contract extension.
March 11	Re-signed DB Deane Leonard.
March 13	Signed TE Charlie Kolar and RB Keaton Mitchell. Re-signed LB Del'Shawn Phillips and G/T Trey Pipkins III.
March 16	Re-signed OL Trevor Penning.
March 17	Signed DL Dalvin Tomlinson. Re-signed LB Denzel Perryman.
March 18	Re-signed LS Josh Harris.
March 19	Re-signed QB Trey Lance.
March 25	Signed G Kayode Awosika.
April 1	Re-signed S Tony Jefferson.
April 13	Signed G Cole Strange.
April 14	Re-signed RB Kimani Vidal.
May 7	Waived DL Josh Fuga and CB Jordan Oladokun.
May 8	Signed S Noah Avinger, DL Nick Barrett, LB Lander Barton, TE Jerand Bradley, WR Sincere Brown, T Travis Burke, DL Jahmeer Carter, RB Gregory Desrosiers, S Devin Grant, DL Jacobian Guillory, G Alex Harkey, OLB Niles King, WR Devonte Ross, CB Rodney Shelley, CB Avery Smith, S Genesis Smith, C Jacob Spomer, TE Evan Svoboda, G Logan Taylor, OLB Nadame Tucker, DL Terry Webb, CB Jeremiah Wilson and T Isaiah World.
May 11	Signed C/G Jake Slaughter.
May 12	Signed TE David Njoku, TE Johnny Pascuzzi, S Myles Purchase and T Laekin Vakalahi. Waived OLB Niles King, TE Tanner McLachlan and TE Tyler Yassmin. Waived/Injured CB Jeremiah Wilson.
May 13	Placed CB Jeremiah Wilson on Reserve/Injured.
May 14	Signed WR Mante' Morrow. Waived LS Peter Bowden.
May 21	Reached injury settlement with CB Jeremiah Wilson.
May 27	Signed S Derwin James Jr., to contract extension.
June 9	Signed OLB Akheem Mesidor.
June 18	Signed WR Brenen Thompson.
July 24	Declared Non-Football Injury for T Isaiah World.
July 27	Released G Ben Cleveland.
July 28	Signed LS Peter Bowden.
Aug. 10	Signed OLB Andre Carter. Waived WR Mante' Morrow.
Aug. 19	Signed WR Liam Clifford. Waived/Injured WR Luke Grimm.
Aug. 20	Placed WR Luke Grimm on Reserve/Injured.
Aug. 23	Placed C Tyler Biadasz on Reserve/Injured. Signed WR Gary Jennings.
Aug. 25	Reached injury settlement with WR Luke Grimm.
Aug. 30	Traded CB Avery Smith to Seattle for 2027 sixth-round selection. Traded DL TeRah Edwards to Carolina for 2028 sixth-round selection. Placed FB/DL Scott Matlock and G/T Branson Taylor on Reserve/Injured; Designated for Return. Placed T Isaiah World on Reserve/Non-Football Injury. Released RB Jaret Patterson and P JK Scott. Waived CB Noah Avinger, LB Lander Barton, LS Peter Bowden, TE Jerand Bradley, OLB Andre Carter, DL Jahmeer Carter, WR Liam Clifford, LB Junior Colson, RB Gregory Desrosiers, S Devin Grant, DL Jacobian Guillory, WR JaQuae Jackson, WR Gary Jennings, RB Amar Johnson, LB Emany Johnson, C Josh Kaltenberger, TE Johnny Pascuzzi, S Myles Purchase, OLB Garmon Randolph, CB Nikko Reed, CB Eric Rogers, WR Devonte Ross, TE Evan Svoboda, OLB Nadame Tucker, QB DJ Uiagalelei, T Laekin Vakalahi, CB Isas Waxter and DL Terry Webb. Waived/Injured WR Sincere Brown, WR Dalevon Campbell and OLB Kyle Kennard.
Aug. 31	Placed WR Sincere Brown, WR Dalevon Campbell and OLB Kyle Kennard on Reserve/Injured. Signed LB Lander Barton, OLB Andre Carter, DL Jahmeer Carter, LB Junior Colson, RB Gregory Desrosiers, WR Gary Jennings, RB Amar Johnson, C Josh Kaltenberger, CB Nikko Reed, WR Devonte Ross, TE Evan Svoboda, OLB Nadame Tucker, QB DJ Uiagalelei, T Laekin Vakalahi, CB Isas Waxter and DL Terry Webb to practice squad.
Sept. 1	Signed P JK Scott. Placed LB Denzel Perryman on Reserve/Injured. Signed TE Patrick Herbert to practice squad.
Sept. 2	Signed CB Kaiir Elam, DL Jordan Jefferson and WR Theo Wease to practice squad. Released DL Jahmeer Carter, WR Devonte Ross and CB Isas Waxter from practice squad.
Sept. 3	Signed OLB Caleb Murphy to practice squad. Released OLB Nadame Tucker from practice squad. Reached injury settlement with WR Sincere Brown.
Sept. 4	Reached injury settlement with OLB Kyle Kennard.
Sept. 7	Signed CB Isas Waxter to practice squad. Released WR Gary Jennings from practice squad.
Sept. 9	Reached injury settlement with WR Dalevon Campbell.
Sept. 10	Signed WR Gary Jennings to practice squad. Released CB Isas Waxter from practice squad.
Sept. 15	Placed WR KeAndre Lambert-Smith on Reserve/Injured. Signed WR Greg Jennings to active roster. Signed CB Isas Waxter to practice squad.
Sept. 16	Signed WR Marquez Valdes-Scantling to practice squad. Released CB Kaair Elam from practice squad.
Sept. 17	Signed CB Kaair Elam to practice squad.
Sept. 19	Activated CB Isas Waxter (standard elevation) from practice squad.
Sept. 21	Reverted CB Isas Waxter to practice squad.
Sept. 22	Signed TE Hayden Rucci to active roster off Jacksonville's practice squad. Waived wide receiver Gary Jennings.
Sept. 23	Placed TE David Njoku on Reserve/Injured. Signed WR Marquez Valdes-Scantling to active roster. Signed LS Spencer Triplett to practice squad.
Sept. 24	Signed WR Gary Jennings to practice squad. Released LS Spencer Triplett from practice squad.
Sept. 26	Placed G/T Trey Pipkins III on Reserve/Injured. Signed QB DJ Uiagalelei to active roster. Activated TE Patrick Herbert (standard elevation) and OLB Caleb Murphy (standard elevation) practice squad.
Sept. 28	Reverted TE Patrick Herbert and OLB Caleb Murphy to practice squad.

2026 TRANSACTIONS BY PLAYER

Avinger, Noah — S
May 8 Signed
Aug. 30 Waived
Awosika, Kayode — G
March 25 Signed
Barrett, Nick — DL
May 8 Signed
Barton, Lander — LB
May 8 Signed
Aug. 30 Waived
Aug. 31 Signed to practice squad
Becton Sr., Mekhi — G
March 4 Released
Biadasz, Tyler — C
March 6 Signed
Aug. 23 Placed on Reserve/Injured
Bozeman, Bradley — C
March 4 Placed on Reserve/Retired
Bowden, Peter — LS
Jan. 13 Signed to Reserve/Future contract
May 14 Waived
July 28 Signed
Aug. 30 Waived
Bradley, Jerand — TE
May 8 Signed
Aug. 30 Waived
Brown, Sincere — WR
May 8 Signed
Aug. 30 Waived/Injured
Aug. 31 Placed on Reserve/Injured
Sept. 3 Reached injury settlement
Burke, Travis — T
May 8 Signed
Campbell, Dalevon — WR
Jan. 13 Signed to Reserve/Future contract
Aug. 30 Waived/Injured
Aug. 31 Placed on Reserve/Injured
Sept. 9 Reached injury settlement
Carter, Andre — OLB
Aug. 10 Signed
Aug. 30 Waived
Aug. 31 Signed to practice squad
Carter, Jahmeer — DL
May 8 Signed
Aug. 30 Waived
Aug. 31 Signed to practice squad
Sept. 2 Released from practice squad
Cleveland, Ben — G
Jan. 14 Signed to Reserve/Future contract
July 27 Released
Clifford, Liam — WR
Aug. 19 Signed
Aug. 30 Waived
Desrosiers, Gregory — RB
May 8 Signed
Aug. 30 Waived
Aug. 31 Signed to practice squad
Dissly, Will — TE
March 4 Released (Failed Physical)

Edwards, TeRah — DL
Jan. 13 Signed to Reserve/Future contract
Aug. 30 Traded to Carolina
Elam, Kaiir — CB
Sept. 2 Signed to practice squad
Sept. 16 Released from practice squad
Sept. 17 Signed to practice squad
Fuga, Josh — DL
May 7 Waived
Grant, Devin — S
May 8 Signed
Aug. 30 Waived
Grimm, Luke — WR
Jan. 13 Signed to Reserve/Future contract
Aug. 19 Waived/Injured
Aug. 20 Placed on Reserve/Injured
Aug. 25 Reached injury settlement
Guillory, Jacobian — DL
May 8 Signed
Aug. 30 Waived
Harkey, Alex — G
May 8 Signed
Harris, Josh — LS
March 18 Re-signed
Herbert, Patrick — TE
Sept. 1 Signed to practice squad
Sept. 26 Activated from practice squad (standard elevation)
Sept. 28 Reverted to practice squad
Ingold, Alec — FB
March 10 Signed
Jackson, JaQuae — WR
Jan. 13 Signed to Reserve/Future contract
Aug. 30 Waived
James Jr., Derwin — S
May 27 Signed contract extension
Jefferson, Jordan — DL
Sept. 2 Signed to practice squad
Jefferson, Tony — S
April 1 Re-signed
Jennings, Gary — WR
Aug. 23 Signed
Aug. 30 Waived
Aug. 31 Signed to practice squad
Sept. 7 Released from practice squad
Sept. 10 Signed to practice squad
Sept. 15 Signed to active roster
Sept. 22 Waived
Sept. 24 Signed to practice squad
Johnson, Amar — RB
Jan. 13 Signed to Reserve/Future contract
Aug. 30 Waived
Aug. 31 Signed to practice squad
Johnson, Emany — LB
Jan. 13 Signed to Reserve/Future contract
Aug. 30 Waived
Kaltenberger, Josh — C
Jan. 13 Signed to Reserve/Future contract
Aug. 30 Waived
Aug. 31 Signed to practice squad

Kennard, Kyle — OLB
Aug. 30 Waived/Injured
Aug. 31 Placed on Reserve/Injured
Sept. 4 Reached injury settlement
King, Niles — OLB
May 8 Signed
May 12 Waived
Kolar, Charlie — TE
March 13 Signed
Lambert-Smith, KeAndre — WR
Sept. 15 Placed on Reserve/Injured
Lance, Trey — QB
March 18 Re-signed
Leonard, Deane — DB
March 11 Re-signed
Mack, Khalil — OLB
March 10 Signed contract extension
Matlock, Scott — FB
Aug. 30 Placed on Reserve/Injured; Designated for Return
McLachlan, Tanner — TE
Jan. 13 Signed to Reserve/Future contract
May 12 Waived
Mesidor, Akheem — OLB
June 9 Signed
Mitchell, Keaton — RB
March 13 Signed
Morrow, Mante' — WR
May 14 Signed
Aug. 10 Waived
Murphy, Caleb — OLB
Sept. 3 Signed to practice squad
Sept. 26 Activated from practice squad (standard elevation)
Sept. 28 Reverted to practice squad
Njoku, David — TE
May 12 Signed
Sept. 23 Placed on Reserve/Injured
Oladokun, Jordan — CB
May 7 Waived
Pascuzzi, Johnny — TE
May 12 Signed
Aug. 30 Waived
Patterson, Jaret — RB
March 6 Signed contract extension
Aug. 30 Released
Penning, Trevor — OL
March 16 Re-signed
Perryman, Denzel — LB
March 17 Re-signed
Sept. 1 Placed on Reserve/Injured
Phillips, Del'Shawn — LB
March 13 Re-signed
Pipkins III, Trey — G/T
March 13 Re-signed
Sept. 26 Placed on Reserve/Injured
Purchase, Myles — S
May 12 Signed
Aug. 30 Waived

2026 TRANSACTIONS BY PLAYER

Randolph, Garmon — OLB
Jan. 13 Signed to Reserve/Future contract
Aug. 30 Waived

Reed, Nikko — CB
Aug. 30 Waived
Aug. 31 Signed to practice squad

Rogers, Eric — CB
Aug. 30 Waived

Ross, Devonte — WR
May 8 Signed
Aug. 30 Waived
Aug. 31 Signed to practice squad
Sept. 2 Released from practice squad

Rucci, Hayden — TE
Sept. 22 Signed to active roster off Jacksonville practice squad

Scott, JK — P
Aug. 30 Released
Sept. 1 Signed

Shelley, Rodney — CB
May 8 Signed

Slaughter, Jake — C/G
May 11 Signed

Smith, Avery — CB
May 8 Signed
Aug. 30 Traded to Seattle

Smith, Genesis — S
May 8 Signed

Spomer, Jacob — C
May 8 Signed

Stranger, Cole — G
April 13 Signed

Svoboda, Evan — TE
May 8 Signed
Aug. 30 Waived
Aug. 31 Signed to practice squad

Tart, Teair — DL
Feb. 2 Signed contract extension

Taylor, Branson — G/T
Jan. 13 Signed to Reserve/Future contract
Aug. 30 Placed on Reserve/Injured; Designated for Return

Taylor, Logan — G
May 8 Signed

Thompson, Brenen — WR
June 18 Signed

Triplett, Spencer — LS
Sept. 23 Signed to practice squad
Sept. 24 Released from practice squad

Tomlinson, Dalvin — DL
March 17 Signed

Tucker, Nadame — OLB
May 8 Signed
Aug. 30 Waived
Aug. 31 Signed to practice squad
Sept. 3 Released from practice squad

Uiagalelei, DJ — QB
Jan. 13 Signed to Reserve/Future contract
Aug. 30 Waived
Aug. 31 Signed to practice squad
Sept. 26 Signed to active roster

Vakalahi, Laekin — T
May 12 Signed
Aug. 30 Waived
Aug. 31 Signed to practice squad

Valdes-Scantling, Marquez — WR
Sept. 16 Signed to practice squad
Sept. 23 Signed to active roster

Vidal, Kimani — RB
March 6 Extended exclusive rights offer
March 14 Re-signed

Washington, Savion — T
March 4 Waived

Waxter, Isas — CB
Jan. 13 Signed to Reserve/Future contract
Aug. 30 Waived
Aug. 31 Signed to practice squad
Sept. 2 Released from practice squad
Sept. 7 Signed to practice squad
Sept. 10 Released from practice squad
Sept. 15 Signed to practice squad
Sept. 19 Activated from practice squad (standard elevation)
Sept. 21 Reverted to practice squad

Wease, Theo — WR
Sept. 2 Signed to practice squad

Webb, Terry — DL
May 8 Signed
Aug. 30 Waived
Aug. 31 Signed to practice squad

Williamson, Kendall — S
March 6 Signed contract extension

Wilson, Jeremiah — CB
May 8 Signed
May 12 Waived/Injured
May 13 Placed on Reserve/Injured
May 21 Reached injury settlement

World, Isaiah — T
May 8 Signed
July 24 Declared Non-Football Injury
Aug. 30 Placed on Reserve/Non-Football Injury

Yassmin, Thomas — TE
Jan. 13 Signed to Reserve/Future contract
May 12 Waived

MEDIA INFORMATION

GAME-DAY MEDIA PARKING: Media attending Chargers home games have been assigned reserved areas to park at SoFi Stadium. All parking will be distributed electronically. As a reminder, parking is limited and is being provided as a courtesy.

MEDIA ENTRANCE: All credentialed media must enter through southeast media gate between entries 10 & 11 near Media Will Call and are subject to search procedures. Please be prepared to open all cases and bags for inspection by SoFi Stadium security personnel. All items will be inspected and tagged for security purposes. Please make sure bags are identifiable and limit carry-in items to only what is necessary. Please remove any security tags from prior games.

PRESS WILL CALL
Press Will Call is located at the southeast media gate between entries 10 & 11.

PRESS BOX
Media can access the press box by entering SoFi Stadium through the southeast media gate. Once on the concourse, turn left and walk along the concourse around the South end zone until reaching elevators in the southwest corner of the stadium. Take the elevators up to level 7 to access the press box.

CHARGERS MEDIA SITE
Chargers.com/media is available to assist media with coverage leading up to each game of the 2026 season. The media site contains digital copies of all press materials. Credential requests on the site must be submitted by the sports director, sports editor or photo editor to be considered.

CHARGERS GAME RELEASE
Stats and notes in Los Angeles Chargers Game Releases are found utilizing a variety of sources, including STATS LLC, Sportradar, Stathead and the Elias Sports Bureau.

LOS ANGELES CHARGERS COMMUNICATIONS CONTACTS

NAME	TITLE	EMAIL
Josh Rupprecht	*Senior Vice President, Communications & Brand Messaging*	*Josh.Rupprecht@Chargers.NFL.com*
Jennifer Rojas	*Vice President, Marketing Communications & Alumni Affairs*	*Jennifer.Rojas@Chargers.NFL.com*
Brock Anderson	*Director, Football Communications*	*Brock.Anderson@Chargers.NFL.com*
Leonie Strehl	*Manager, Marketing Communications & Alumni Affairs*	*Leonie.Strehl@Chargers.NFL.com*
Ricky Martinez	*Coordinator, Football Communications*	*Ricky.Martinez@Chargers.NFL.com*
Diego Branda	*Seasonal Assistant, Communications*	*Diego.Branda@Chargers.NFL.com*
Anizza Ramirez	*Seasonal Assistant, Communications*	*Anizza.Ramirez@Chargers.NFL.com*

SUPPLEMENTAL STATS

ALL-TIME SERIES HISTORY

	REGULAR SEASON						POSTSEASON					PRESEASON		
Franchise	**W**	**L**	**T**	**Pct.**	**PF**	**PA**	**W**	**L**	**Pct.**	**PF**	**PA**	**W**	**L**	**T**
Arizona Cardinals[1]	11	6	0	.647	421	344	0	0	—			14	11	0
Atlanta Falcons	5	8	0	.385	187	260	0	0	—			4	2	0
Baltimore Ravens	5	10	0	.333	275	337	1	0	1.000	23	17	0	0	0
Buffalo Bills	24	13	2	.649	954	684	1	2	.333	27	57	0	1	0
Carolina Panthers	2	6	0	.250	135	171	0	0	—			0	0	0
Chicago Bears	7	7	0	.500	279	233	0	0	—			4	3	0
Cincinnati Bengals	23	14	0	.622	905	805	1	1	.500	34	37	0	0	0
Cleveland Browns[2]	20	9	1	.683	727	582	0	0	—			1	0	1
Dallas Cowboys	6	8	0	.429	329	313	0	0	—			9	9	0
Denver Broncos	58	73	1	.443	2,815	2,803	0	1	.000	17	24	5	2	0
Detroit Lions	7	6	0	.538	292	304	0	0	—			1	1	0
Green Bay Packers	2	11	0	.154	232	376	0	0	—			2	1	1
Houston Texans	6	4	0	.600	263	212	0	1	.000	12	32	1	0	0
Indianapolis Colts[3]	18	11	0	.621	690	514	2	1	.667	71	76	2	2	0
Jacksonville Jaguars	9	5	0	.643	391	290	0	1	.000	30	31	0	0	0
Kansas City Chiefs[4]	59	71	1	.454	2,667	2,914	1	0	1.000	17	0	5	2	0
Las Vegas Raiders[5]	62	69	2	.473	2,922	2,925	0	1	.000	27	34	7	7	0
Los Angeles Rams[6]	6	7	0	.462	344	335	0	0	—			21	20	0
Miami Dolphins	16	18	0	.471	782	765	2	2	.500	76	124	3	1	0
Minnesota Vikings	8	8	0	.500	395	379	0	0	—			3	11	1
New England Patriots[7]	16	24	2	.400	817	983	1	4	.200	115	112	5	2	0
New Orleans Saints	8	6	0	.571	367	272	0	0	—			5	7	0
New York Giants	8	6	0	.571	374	323	0	0	—			5	3	0
New York Jets[8]	24	12	1	.667	1,057	739	0	2	.000	31	37	4	2	1
Philadelphia Eagles	9	5	0	.643	284	285	0	0	—			3	1	0
Pittsburgh Steelers	10	24	0	.294	651	864	2	1	.667	72	76	1	2	0
San Francisco 49ers	8	7	0	.533	339	396	0	1	.000	26	49	23	28	0
Seattle Seahawks	25	27	0	.481	1,090	1,103	0	0	—			5	14	0
Tampa Bay Buccaneers	8	5	0	.615	348	290	0	0	—			0	0	0
Tennessee Titans[9]	30	16	1	.652	1,203	1,022	1	3	.250	50	57	7	3	0
Washington Commanders[10]	5	8	0	.385	269	311	0	0	—			1	0	0
ALL-TIME TOTALS	**505**	**504**	**11**	**.500**	**22,804**	**22,134**	**12**	**21**	**.364**	**628**	**763**	**141**	**135**	**4**

Note: Prior to 1972, tie games were not included in winning percentage.

1—Known as St. Louis Cardinals (1960-87) and Phoenix Cardinals (1988-93)
2—Did not play from 1996-98 after relocation to Baltimore, but rejoined as an expansion franchise in 1999
3—Known as Baltimore Colts (1960-83)
4—Known as Dallas Texans (1960-62)
5—Known Los Angeles Rams (1960-94 and 2016-present) and St. Louis Rams (1995-2015)
6—Known as Boston Patriots (1960-70)
7—Known as Titans of New York (1960-62)
8—Known as Oakland Raiders (1960-81 and 1995-2019) and Los Angeles Raiders (1982-94)
9—Known as Houston Oilers (1960-96) and Tennessee Oilers (1997-98)
10—Known as Washington Redskins (1960-2019) and Washington Football Team (2020-21)

THE LAST TIME . . .

Regular season in regular font | *Postseason in italics*

RUSHING

200 Yards Rushing, Individual

CHARGERS — LaDainian Tomlinson, Dec. 28, 2003 vs. Oakland (243 yards)
OPPONENT — Adrian Peterson, Nov. 4, 2007 at Minnesota (296 yards)
CHARGERS — Keith Lincoln, AFL Championship, Jan. 5, 1964 vs. Boston (206 yards)
OPPONENT — Never

100 Yards Rushing, Individual

CHARGERS — Kimani Vidal, Nov. 30, 2025 vs. Las Vegas (126 yards)
OPPONENT — James Cook, Sept. 27, 2026 at Buffalo (154 yards)
CHARGERS — Darren Sproles, AFC Wild Card, Jan. 3, 2009 vs. Indianapolis (105 yards)
OPPONENT — Joe Mixon, AFC Wild Card, Jan. 11, 2025 at Houston (106 yards)

100 Yards Rushing, One Half, Individual

CHARGERS — Omarion Hampton, Sept. 28, 2025 at New York Giants (114 yards in second half)
OPPONENT — Daivid Montgomery, Nov 12, 2023 vs. Detroit (102 yards in first half)
CHARGERS — Keith Lincoln, AFL Championship, Jan. 5, 1964 vs. Boston (176 yards in first half)
OPPONENT — Sony Michel, AFC Divisional, Jan. 13, 2019 at New England (105 yards in first half)

Two 100-Yard Rushers

CHARGERS — Darren Sproles (122 yards) and LaDainian Tomlinson (116 yards) Dec. 16, 2007, vs. Detroit
OPPONENT — Frank Gore (158 yards) and Colin Kaepernick (151 yards), Dec. 20, 2014 at San Francisco
CHARGERS — Never
OPPONENT — Never

Four Touchdowns Rushing, Individual

CHARGERS — LaDainian Tomlinson, Oct. 14, 2007 vs. Oak. (3, 27, 13, 41 yards)
OPPONENT — Never
CHARGERS — Never
OPPONENT — Never

Three Touchdowns Rushing, Individual

CHARGERS — Melvin Gordon, Oct. 15, 2018, at Cleveland (4, 10, 11 yards)
OPPONENT — Jonathan Taylor, Oct. 19, 2025 vs. Indianapolis (23, 8, 19 yards)
CHARGERS — Never
OPPONENT — Sony Michel, AFC Divisional, Jan. 13, 2019 at New England (1, 14, 5 yards)

Two Touchdowns Rushing, Individual

CHARGERS — Gus Edwards, Dec. 19, 2024 vs. Denver (1, 5 yards)
OPPONENT — Josh Allen, Sept. 27, 2026 at Buffalo (1, 1 yards)
CHARGERS — Darren Sproles, AFC Wild Card, Jan. 3, 2009 vs. Indianapolis (9, 22 yards)
OPPONENT — Sony Michel, AFC Divisional, Jan. 13, 2019 at New England (1, 14, 5 yards)

PASSING

500 Yards Passing, Individual

CHARGERS — Philip Rivers, Oct. 18, 2015 at Green Bay (503 yards)
OPPONENT — Never
CHARGERS — Never
OPPONENT — Never

400 Yards Passing, Individual

CHARGERS — Justin Herbert, Oct. 19, 2025 vs. Indianapolis (420 yards)
OPPONENT — Patrick Mahomes, Oct. 22, 2023 at Kansas City (424 yards)
CHARGERS — Dan Fouts, AFC Divisional, Jan. 2, 1982 at Miami (433 yards)
OPPONENT — Peyton Manning, AFC Divisional, Jan. 13, 2008 at Indianapolis (402 yards)

300 Yards Passing, Individual

CHARGERS — Justin Herbert, Dec. 21, 2025 at Dallas (300 yards)
OPPONENT — Joe Burrow, Nov. 17, 2024 vs. Cincinnati (356 yards)
CHARGERS — Philip Rivers, AFC Divisional, Jan. 13, 2019 at New England (331 yards)
OPPONENT — Tom Brady, AFC Divisional, Jan. 13, 2019 at New England (343 yards)

Six Touchdown Passes, Individual

CHARGERS — Dan Fouts, Nov. 22, 1981 at Oakland (12, 15, 29, 4, 5, 6 yards)
OPPONENT — Never
CHARGERS — Never
OPPONENT — Never

Five Touchdown Passes, Individual

CHARGERS — Drew Brees, Oct. 31, 2004 vs. Oakland (17, 13, 23, 5, 1 yards)
OPPONENT — Tom Brady, Oct. 4, 2020 at Tampa Bay (3, 6, 28, 19, 9 yards)
CHARGERS — Never
OPPONENT — Never

Four Touchdown Passes, Individual

CHARGERS — Justin Herbert, Nov. 12, 2023 vs. Detroit (29, 18, 1, 38 yards)
OPPONENT — Baker Mayfield, Dec. 15, 2024 vs. Tampa Bay (26, 57, 35, 11 yards)
CHARGERS — Never
OPPONENT — Don Strock, AFC Divisional, Jan. 2, 1982 at Miami (1, 40, 15, 50 yards)

Three Touchdown Passes, Individual

CHARGERS — Justin Herbert, Oct. 23, 2025 vs. Minnesota (8, 27, 6 yards)
OPPONENT — Baker Mayfield, Dec. 15, 2024 vs. Tampa Bay (26, 57, 35, 11 yards)
CHARGERS — Philip Rivers, AFC Divisional, Jan. 13, 2019 at New England (43, 1, 8 yards)
OPPONENT — Peyton Manning, AFC Divisional, Jan. 13, 2008 at Indianapolis (25, 9, 55 yards)

Six Interceptions Thrown, Individual

CHARGERS — Ed Luther, Oct. 31, 1983 vs. Washington
OPPONENT — Peyton Manning, Nov. 11, 2007 vs. Indianapolis
CHARGERS — Never
OPPONENT — Never

Five Interceptions Thrown, Individual

CHARGERS — Craig Whelihan, Dec. 13, 1998 at Seattle
OPPONENT — Nathan Peterman, Nov. 19, 2017 vs. Buffalo
CHARGERS — Dan Fouts, AFC Second Round, Jan. 16, 1983 at Miami
OPPONENT — George Blanda, AFL Championship, Dec. 24, 1961 vs. Houston Oilers

Four Interceptions Thrown, Individual

CHARGERS — Philip Rivers, Nov. 18, 2019 vs. Kansas City in Mexico City, Mexico
OPPONENT — Jalen Hurts, Dec, 8, 2024 vs. Philadelphia
CHARGERS — Justin Herbert, AFC Wild Card, Jan. 11, 2025 at Houston
OPPONENT — George Blanda, AFL Championship, Dec. 24, 1961 vs. Houston Oilers

RECEIVING

10 or More Receptions, Individual
CHARGERS — Keenan Allen, Oct. 19, 2025 vs. Indianapolis (11 receptions)
OPPONENT — Cole Kmet, Oct. 29, 2023 vs. Chicago (10 receptions)
CHARGERS — Ronnie Harmon, AFC Wild Card, Dec. 31, 1995 vs. Indianapolis (10 receptions)
OPPONENT — James White, AFC Divisional, Jan. 13, 2019 at New England (15 receptions)

200 Yards Receiving, Individual
CHARGERS — Keenan Allen, Sept. 24, 2023 at Minnesota (215 yards)
OPPONENT — Tyreek Hill, Sept. 10, 2023 vs. Miami (215 yards)
CHARGERS — Never
OPPONENT — Never

100 Yards Receiving, Individual
CHARGERS — Keenan Allen, Dec. 21, 2025 at Dallas (104 yards)
OPPONENT — Tre Tucker, Sept. 20, 2026 vs. Las Vegas (119 yards)
CHARGERS — Ladd McConkey, AFC Wild Card, Jan. 11, 2025 at Houston (197 yards)
OPPONENT — Nico Collins, AFC Wild Card, Jan. 11, 2025 at Houston (122 yards)

100 Yards Receiving, One Half, Individual
CHARGERS — Quentin Johnston, Jan. 5, 2025 at Las Vegas (118 yards in first half)
OPPONENT — Tre Tucker, Sept. 20, 2026 vs. Las Vegas (110 yards in first half)
CHARGERS — Ladd McConkey, AFC Wild Card, Jan. 11, 2025 at Houston (141 yards in second half)
OPPONENT — Julian Edelman, AFC Divisional, Jan. 13, 2019 at New England (107 yards in first half)

Two 100-Yard Receivers
CHARGERS — Oronde Gadsden (164 yards) and Keenan Allen (119 yards), Oct. 19, 2025 vs. Indianapolis
OPPONENT — Travis Kelce (191 yards) and Tyreek Hill (148 yards), Dec. 16, 2021 vs. Kansas City
CHARGERS — Chris Chambers (133 yards) and Vincent Jackson (114 yards), AFC Wild Card, Jan. 6, 2008
OPPONENT — Tony Nathan (114 yards) and Duriel Harris (106 yards), AFC Divisional, Jan. 2, 1982

Five Touchdown Receptions, Individual
CHARGERS — Kellen Winslow, Nov. 22, 1981 at Oakland (15, 29, 4, 5, 3 yards)
OPPONENT — Never
CHARGERS — Never
OPPONENT — Never

Four Touchdown Receptions, Individual
CHARGERS — Kellen Winslow, Nov. 22, 1981 at Oakland (15, 29, 4, 5, 3 yards)
OPPONENT — Daryl Turner, Sept. 15, 1985 vs. Seattle (34, 15, 30, 7 yards)
CHARGERS — Never
OPPONENT — Never

Three Touchdown Receptions, Individual
CHARGERS — Danny Woodhead, Dec. 20, 2015 vs. Miami (20, 9, 9 yards)
OPPONENT — Travis Kelce, Nov. 20, 2022 vs. Kansas City (4, 32 17 yards)
CHARGERS — Never
OPPONENT — Jerry Rice, Super Bowl XXIX at Joe Robbie Stadium, Jan. 29, 1995 vs. San Francisco (44, 15, 7 yards)

Two Touchdown Receptions, Individual
CHARGERS — Quentin Johnston, Sept. 5, 2025 vs. Kansas City (5, 23 yards)
OPPONENT — Cody White, Sept. 20, 2026 vs. Las Vegas (13, 11 yards)
CHARGERS — Keenan Allen, AFC Divisional, Jan. 12, 2014 at Denver (16, 16 yards)
OPPONENT — Michael Crabtree, AFC Wild Card, Jan. 6, 2019 at Baltimore (31, 7 yards)

COMBINATION

100 Yards Rushing and Receiving, Individual
CHARGERS — Austin Ekeler, Dec. 8, 2019 at Jacksonville (101 yards rushing, 112 yards receiving)
OPPONENT — Essex Johnson, Sept. 30, 1973 vs. Cincinnati (121 yards rushing, 116 yards receiving)
CHARGERS — Keith Lincoln, AFC Championship, Jan. 5, 1964 vs. Boston (206 yards rushing, 123 yards receiving)
OPPONENT — Never

300-Yard Passer, 100-Yard Rusher and 100-Yard Receiver
CHARGERS — Philip Rivers (314 yards passing), Austin Ekeler (101 yards rushing), Austin Ekeler (112 yards receiving), Dec. 8, 2019 at Jacksonville
OPPONENT — Patrick Mahomes (329 yards passing), Isiah Pacheco (107 yards rushing), Travis Kelce (115 yards receiving), Nov. 20, 2022 vs. Kansas City
CHARGERS — Dan Fouts (333 yards passing), Chuck Muncie (126 yards rushing), Wes Chandler (124 yards receiving), Kellen Winslow (102 yards receiving), AFC Wild Card, Jan. 9, 1983 at Pittsburgh
OPPONENT — Tom Brady (343 yards passing), Sony Michel (129 yards rushing), Julian Edelman (151 yards receiving), AFC Divisional, Jan. 13, 2019 at New England

INTERCEPTIONS

Four Interceptions, Individual
CHARGERS — Never
OPPONENT — Kwamie Lassiter, Dec. 27, 1998 at Arizona (4 interceptions)
CHARGERS — Never
OPPONENT — Vernon Perry, AFC Divisional, Dec. 29, 1979 vs. Houston Oilers (4 interceptions)

Three Interceptions, Individual
CHARGERS — Antonio Cromartie, Nov. 11, 2007 vs. Indianapolis (3 interceptions)
OPPONENT — Kwamie Lassiter, Dec. 27, 1998 at Arizona (4 interceptions)
CHARGERS — Never
OPPONENT — Vernon Perry, AFC Divisional, Dec. 29, 1979 vs. Houston Oilers (4 interceptions)

Two Interceptions, Individual
CHARGERS — Genesis Smith, Sept. 27, 2026 at Buffalo (2 interceptions)
OPPONENT — Hezekiah Masses, Sept. 20, 2026 vs. Las Vegas (2 interceptions)
CHARGERS — Glen Edwards, AFC Divisional, Jan. 3, 1981 vs. Buffalo (2 interceptions)
OPPONENT — Derek Stingley, AFC Wild Card, Jan. 11, 2025 at Houston (2 interceptions)

Interception Returned for Touchdown
CHARGERS — Tarheeb Still, Dec. 1, 2024 at Atlanta (61 yards of Kirk Cousins)
OPPONENT — Ja'Quan McMillian, Jan. 4, 2026 at Denver (45 yards of Trey Lance)
CHARGERS — Never
OPPONENT — Eric Murray, AFC Wild Card, Jan. 11, 2025 at Houston (38 yards of Justin Herbert)

SACKS

Six Sacks, Individual
CHARGERS — Khalil Mack, Oct. 1, 2023 vs. Las Vegas (6.0 sacks)
OPPONENT — Never
CHARGERS — Never
OPPONENT — Never

Five Sacks, Individual
CHARGERS — Khalil Mack, Oct. 1, 2023 vs. Las Vegas (6.0 sacks)
OPPONENT — Never
CHARGERS — Never
OPPONENT — Never

Four-and-One-Half Sacks, Individual
CHARGERS — Khalil Mack, Oct. 1, 2023 vs. Las Vegas (6.0 sacks)
OPPONENT — Hugh Douglas, Oct. 18, 1998 vs. Philadelphia (4.5 sacks)
CHARGERS — Never
OPPONENT — Never

Four Sacks, Individual
CHARGERS — Tuli Tuipulotu, Sept. 28, 2025 at New York Giants (4.0 sacks)
OPPONENT — Justin Houston, Dec. 28, 2014 at Kansas City (4.0 sacks)
CHARGERS — Never
OPPONENT — Never

Three-and-One-Half Sacks, Individual
CHARGERS — Tuli Tuipulotu, Sept. 28, 2025 at New York Giants (4.0 sacks)
OPPONENT — Justin Houston, Dec. 28, 2014 at Kansas City (3.5 sacks)
CHARGERS — Never
OPPONENT — Never

Three Sacks, Individual
CHARGERS — Tuli Tuipulotu, Sept. 28, 2025 at New York Giants (4.0 sacks)
OPPONENT — Myles Garrett, Nov. 3 2024 at Cleveland (3.0 sacks)
CHARGERS — Odafe Oweh, AFC Wild Card, Jan. 11, 2026 at New England (3.0 sacks)
OPPONENT — Never

Two-and-One-Half Sacks, Individual
CHARGERS — Tuli Tuipulotu, Sept. 28, 2025 at New York Giants (4.0 sacks)
OPPONENT — Jalyx Hunt, Dec. 8, 2024 vs. Philadelphia (2.5 sacks)
CHARGERS — Odafe Oweh, AFC Wild Card, Jan. 11, 2026 at New England (3.0 sacks)
OPPONENT — Never

Two Sacks, Individual
CHARGERS — Justin Eboigbe, Jan. 4, 2026 at Denver (2.0 sacks)
OPPONENT — Greg Rousseau, Sept. 27, 2026 at Buffalo (2.0 sacks)
CHARGERS — Odafe Oweh, AFC Wild Card, Jan. 11, 2026 at New England (3.0 sacks)
OPPONENT — K'Lavon Chaisson (2.0 sacks) and Milton Williams (2.0 sacks), AFC Wild Card, Jan. 11, 2026 at New England

TOUCHDOWNS

Five Touchdowns, Individual
CHARGERS — Kellen Winslow, Nov. 22, 1981 at Oakland (15-, 29-, 4-, 5-, 3-yard receptions)
OPPONENT — Never
CHARGERS — Never
OPPONENT — Never

Four Touchdowns, Individual
CHARGERS — Austin Ekeler, Nov. 21, 2021 vs. Pittsburgh (10-, 17-yard receptions; 6-, 5-yard runs)
OPPONENT — Harvey Williams, Nov. 16, 1997, vs. Oakland (8-, 32-yard receptions; 1-, 1-yard runs)
CHARGERS — Never
OPPONENT — Never

Three Touchdowns, Individual
CHARGERS — Austin Ekeler, Oct. 2, 2022 at Houston (14-yard receptions; 10-, 20-yard runs)
OPPONENT — Travis Kelce, Nov. 20, 2022 vs. Kansas City (4-, 32-, 17-yard receptions)
CHARGERS — Never
OPPONENT — Sony Michel, AFC Divisional, Jan. 13, 2019 at New England (1-, 14-, 5-yard runs)

FIELD GOALS AND PATs

Six Field Goals Made, Individual
CHARGERS — Greg Davis, Oct. 5, 1997 at Oakland (30, 22, 38, 43, 33, 33 yards)
OPPONENT — Phil Dawson, Nov. 5, 2006 vs. Cleveland (37, 20, 42, 30, 36, 35 yards)
CHARGERS — Never
OPPONENT — Never

Five Field Goals Made, Individual
CHARGERS — Cameron Dicker, Dec. 8, 2025 vs. Philadelphia (45, 34, 31, 46, 54 yards)
OPPONENT — Daniel Carlson, Jan. 9, 2022 at Las Vegas (24, 31, 52, 40, 47 yards)
CHARGERS — Michael Badgley, AFC Wild Card, Jan. 6, 2019 at Baltimore (21, 53, 40, 34, 47 yards)
OPPONENT — Never

Four Field Goals Made, Individual
CHARGERS — Cameron Dicker, Dec. 8, 2025 vs. Philadelphia (45, 34, 31, 46, 54 yards)
OPPONENT — Chad Ryland, Sept. 13, 2026 vs. Arizona (27, 44, 34, 49 yards)
CHARGERS — Michael Badgley, AFC Wild Card, Jan. 6, 2019 at Baltimore (21, 53, 40, 34, 47 yards)
OPPONENT — Never

50-Yard Field Goal, Individual
CHARGERS — Cameron Dicker, Dec. 8, 2025 vs. Philadelphia (54 yards)
OPPONENT — Matt Gay, Sept. 20, 2026 vs. Las Vegas (59 yards)
CHARGERS — Michael Badgley, AFC Wild Card, Jan. 6, 2019 at Baltimore (53 yards)
OPPONENT — Stephen Gostkowski, AFC Divisional, Jan. 14, 2007 vs. New England (50 yards)

Blocked Field Goal Attempt
CHARGERS — Teair Tart, Nov. 3, 2024 at Cleveland (51-yard Dustin Hopkins attempt)
OPPONENT — Zack Allen, Dec. 31, 2023 at Denver (50-yard Cameron Dicker attempt)
CHARGERS — Leroy Jones, AFC Divisional, Jan. 2, 1982 at Miami (34-yard Uwe von Schamann attempt)
OPPONENT — Never

Two-Point Conversion
CHARGERS — Justin Herbert run, Sept. 28, 2025 at New York Giants
OPPONENT — Michael Pittman Jr., pass from Daniel Jones, Oct. 19, 2025 vs. Indianapolis
CHARGERS — Keenan Allen pass from Philip Rivers, AFC Divisional, Jan. 13, 2019 at New England
OPPONENT — Kevin Faulk run, AFC Divisional, Jan. 14, 2007 vs. New England

Defensive Two-Point Conversion
CHARGERS — Casey Hayward Jr., Dec. 30, 2018 at Denver (Interception of Case Keenum)
OPPONENT — Never
CHARGERS — Never
OPPONENT — D'Angelo Ross, AFC Wild Card, Jan. 11, 2025 at Houston (Return of Cameron Dicker blocked PAT)

Point After Touchdown Missed
CHARGERS — Cameron Dicker, Dec. 27, 2025 vs. Houston (Second attempt, wide left)
OPPONENT — Michael Badgley, Oct. 19, 2025 vs. Indianapolis (First attempt, wide left)
CHARGERS — Rolf Benirschke, AFC Second Round, Jan. 16, 1993 at Miami (First attempt, wide right)
OPPONENT — Never

Blocked Point After Touchdown
CHARGERS — Isaac Rochell, Sept. 27, 2020 vs. Carolina (Joey Slye, first attempt)
OPPONENT — Denico Autry, Dec. 31, 2017 vs. Oakland (Nick Rose, third attempt)
CHARGERS — Never
OPPONENT — Denico Autry, AFC Wild Card, Jan. 11, 2025 at Houston (Cameron Dicker, first attempt)

PUNTING

80-Yard Punt
CHARGERS — JK Scott, Dec. 11, 2023 vs. Denver (83 yards)
OPPONENT — Dustin Colquitt, Dec. 2, 2007 at Kansas City (81 yards)
CHARGERS — Never
OPPONENT — Never

70-Yard Punt
CHARGERS — JK Scott, Dec. 11, 2023 vs. Denver (83 yards)
OPPONENT — Bryce Baringer, Dec. 3, 2023 at New England (70 yards)
CHARGERS — Never
OPPONENT — Ray Guy, AFC Championship, Jan. 11, 1981 vs. Oakland (71 yards)

60-Yard Punt
CHARGERS — JK Scott, Sept. 28, 2025 at New York Giants (60 yards)
OPPONENT — Blake Gillikin, Sept. 13, 2026 vs. Arizona (61 yards)
CHARGERS — Mike Scifres, AFC Divisional, Jan. 12, 2014 at Denver (62 yards)
OPPONENT — Tommy Townsend, AFC Wild Card, Jan. 11, 2025 at Houston (67 yards)

Blocked Punt
CHARGERS — Jerry Attaochu of Drew Butler, Sept. 8, 2014 at Arizona
OPPONENT — Simi Fehoko of JK Scott, Sept. 13, 2026 vs. Arizona
CHARGERS — Never
OPPONENT — Lou Piccone of Rick Partridge, AFC Divisional, Jan. 3, 1981 vs. Buffalo

10 or More Punts, Individual
CHARGERS — Drew Kaser, Nov. 12, 2017 at Jacksonville (10 punts for 485 yards)
OPPONENT — Chad Stanley, Sept. 15, 2002 vs. Houston (10 punts for 406 yards)
CHARGERS — Never
OPPONENT — Never

No Punts
CHARGERS — Oct. 23, 2025 vs. Minnesota
OPPONENT — Nov. 16, 2025 at Jacksonville
CHARGERS — Never
OPPONENT — AFC Divisional, Jan. 12, 2014 at Denver

OTHER SPECIAL TEAMS

Kickoff Returned for Touchdown
CHARGERS — Andre Roberts, Jan. 2, 2022 vs. Denver (101 yards)
OPPONENT — Mecole Hardman, Dec. 29, 2019 at Kansas City (104 yards)
CHARGERS — Andre Coleman, Super Bowl XXIX at Joe Robbie Stadium, Jan. 29, 1995 vs. San Francisco (98 yards)
OPPONENT — Never

Punt Returned for Touchdown
CHARGERS — Derius Davis, Nov. 6, 2023 at New York Jets (87 yards)
OPPONENT — Chimere Dike, Nov. 2, 2025 at Tennessee (67 yards)
CHARGERS — Wes Chandler, AFC Divisional, Jan. 2, 1982 at Miami (58 yards)
OPPONENT — Santonio Holmes, AFC Divisional, Jan. 11, 2009 at Pittsburgh (67 yards)

Blocked Punt Returned for Touchdown
CHARGERS — Jacob Hester, Oct. 25, 2009 at Kansas City (Recovered own blocked Dustin Colquitt punt in end zone)
OPPONENT — Daniel Thomas, Oct. 25, 2020 vs. Jacksonville (Recovered own blocked Ty Long punt, returned recovery 16 yards)
CHARGERS — Never
OPPONENT — Never

Recovered Own Onside Kick Attempt
CHARGERS — Darrell Stuckey of Nick Novak kick, Nov. 18, 2012 at Denver
OPPONENT — Keion Crossen of Riley Dixon kick, Dec. 12, 2021 vs. New York Giants
CHARGERS — Richard Marshall of Nick Novak kick, AFC Divisional, Jan. 12, 2014 at Denver
OPPONENT — Never

OTHER DEFENSE

Shutout Posted
CHARGERS — Dec. 3, 2023 at New England (6-0, Chargers win)
OPPONENT — Dec. 6, 2020 vs. New England (45-0, Patriots win)
CHARGERS — AFC Wild Card, Jan. 2, 1993 vs. Kansas City (Chargers win, 17-0)
OPPONENT — AFC Divisional, Jan. 10, 1993 at Miami (Dolphins win, 31-0)

Fumble Returned for Touchdown
CHARGERS — Tevaughn Campbell, Dec. 5, 2021 at Cincinnati (61 yards)
OPPONENT — Mike Edwards, Jan. 7, 2024 vs. Kansas City (97 yards)
CHARGERS — Never
OPPONENT — Guy Ruff, AFC Wild Card, Jan. 9, 1983 at Pittsburgh (Recovered opening kickoff fumble in end zone)

Safety Scored
CHARGERS — Nov. 9, 2025 vs. Pittsburgh (Aaron Rodgers sacked in end zone by Khalil Mack)
OPPONENT — Sept. 20, 2026 vs. Las Vegas (Joe Alt penalty enforced in end zone)
CHARGERS — AFC Divisional, Jan. 8, 1995 vs. Miami (Bernie Parmalee tackled in end zone by Reuben Davis)
OPPONENT — Never

MISCELLANEOUS

No Penalties
CHARGERS — Oct. 9, 2011 at Denver (Chargers win, 29-24)
OPPONENT — Dec. 4, 2005 vs. Oakland (Raiders win, 34-10)
CHARGERS — Never
OPPONENT — AFC Divisional, Jan. 10, 1993 at Miami (Dolphins win, 31-0)

Game Without Touchdown
CHARGERS — Jan. 4, 2026 at Denver (Broncos win 19-3)
OPPONENT — Sept. 15, 2025 at Las Vegas (Chargers win 20-9)
CHARGERS — AFC Wild Card, Jan. 11, 2026 at New England (Patriots win, 16-3)
OPPONENT — AFC Wild Card, Jan. 6, 2008 vs. Tennessee (Chargers win, 17-6)

50 Points, Game
CHARGERS — Nov. 19, 2017 vs. Buffalo (Chargers win, 54-24)
OPPONENT — Dec. 14, 2023 at Las Vegas (Raiders win, 63-21)
CHARGERS — AFL Championship, Jan. 5, 1964 vs. Boston (Chargers win, 51-10)
OPPONENT — Never

40 Points, Game
CHARGERS — Dec. 28, 2024 at New England (Chargers win, 40-7)
OPPONENT — Dec. 15, 2024 vs. Tampa Bay (Buccaneers win, 40-17)
CHARGERS — AFC Divisional, Jan. 2, 1982 at Miami (Chargers win, 41-38)
OPPONENT — AFC Divisional, Jan. 13, 2019 at New England (Patriots win, 41-28)

600 Yards Total Offense, Game
CHARGERS — Dec. 20, 1982 vs. Cincinnati (661 yards)
OPPONENT — Oct. 1, 2000 at St. Louis (614 yards)
CHARGERS — AFL Championship, Jan. 5, 1964 vs. Boston (610 yards)
OPPONENT — Never

500 Yards Total Offense, Game
CHARGERS — Dec. 8, 2019 at Jacksonville (525 yards)
OPPONENT — Dec. 15, 2024 vs. Tampa Bay (506 yards)
CHARGERS — AFC Divisional, Jan. 2, 1982 at Miami (564 yards)
OPPONENT — Never

WEEKLY RANKINGS

2026 WEEKLY NFL RANKINGS

		Offense			Defense		
Week	**Opp.**	**Total**	**Rush**	**Pass**	**Total**	**Rush**	**Pass**
1	Ari	24	26	18	25	17	27
2	LV	22	19	T-21	23	7	29
3	at Buf	20	12	20	23	T-19	21
4	at Sea						
5	Den						
6	at KC						
7	*BYE*						
8	at LAR						
9	Hou						
10	at Bal						
11	NYJ						
12	NE						
13	at TB						
14	at LV						
15	SF						
16	at Mia						
17	KC						
18	at Den						
Chargers in 2025		***12***	***12***	***18***	***5***	***8***	***5***
Chargers in 2024		***20***	***17***	***19***	***11***	***14***	***7***
Chargers in 2023		***18***	***25***	***13***	***28***	***17***	***30***
Chargers in 2022		***9***	***30***	***3***	***20***	***28***	***7***
Chargers in 2021		***4***	***21***	***T-2***	***23***	***30***	***12***
Chargers in 2020		***9***	***18***	***6***	***10***	***18***	***9***
Chargers in 2019		***10***	***28***	***6***	***6***	***18***	***5***
Chargers in 2018		***11***	***15***	***10***	***9***	***9***	***9***
Chargers in 2017		***4***	***24***	***1***	***15***	***31***	***3***
Chargers in 2016		***14***	***26***	***8***	***16***	***10***	***20***
Chargers in 2015		***9***	***31***	***4***	***20***	***27***	***T-14***
Chargers in 2014		***18***	***30***	***10***	***9***	***26***	***4***
Chargers in 2013		***5***	***13***	***4***	***23***	***12***	***29***
Chargers in 2012		***31***	***27***	***24***	***9***	***6***	***18***
Chargers in 2011		***6***	***16***	***6***	***16***	***20***	***13***
Chargers in 2010		***1***	***15***	***2***	***1***	***4***	***1***
Chargers in 2009		***10***	***31***	***5***	***16***	***20***	***11***
Chargers in 2008		***11***	***20***	***7***	***25***	***11***	***31***
Chargers in 2007		***20***	***7***	***26***	***14***	***16***	***14***
Chargers in 2006		***4***	***2***	***16***	***10***	***7***	***13***
Chargers in 2005		***10***	***9***	***12***	***13***	***1***	***28***
Chargers in 2004		***10***	***6***	***16***	***18***	***3***	***31***
Chargers in 2003		***14***	***6***	***19***	***27***	***T-25***	***21***
Chargers in 2002		***16***	***8***	***22***	***30***	***11***	***32***

2026 REGULAR-SEASON RANKINGS

LOS ANGELES CHARGERS (Team)

Category	NFL	AFC
Turnover Margin (0)	T-16	T-10
Points Scored (14.7)	29	13
Points Allowed (25.3)	13	12
Total Offense (308.7)	20	9
Rushing (113.0)	12	5
Passing (195.7)	20	10
Total Defense (349.3)	23	12
vs. Rush (116.3)	T-19	T-11
vs. Pass (233.0)	21	10
Third-Down Offense (35.1%)	24	13
Third-Down Defense (40.0%)	16	10
Red-Zone Offense (58.3%)	T-13	9
Red-Zone Defense (50.0%)	T-9	9

LOS ANGELES CHARGERS (Individual)

Category	NFL	AFC
Passing		
Rating: Justin Herbert (73.4)	26	15
Yards: Justin Herbert (627)	T-17	T-9
Touchdowns: Justin Herbert (3)	T-20	T-11
Rushing		
Attempts: Omarion Hampton (50)	T-11	7
Yards: Omarion Hampton (193)	14	9
Touchdowns: Omarion Hampton (2)	T-7	T-4
Receiving		
Receptions: Ladd McConkey (12)	T-43	T-17
Yards: Ladd McConkey (183)	26	13
Touchdowns: Ladd McConkey (1)	T-31	T-12
Defense		
Total Tackles: Derwin James Jr. (21)	T-40	T-24
Solo Tackles: Derwin James Jr. (12)	T-37	T-18
INTs: Genesis Smith (2)	T-3	T-2
Sacks: Khalil Mack (2.0)	T-17	T-9

GAME-BY-GAME STARTERS

OFFENSIVE STARTERS

			WR	WR	TE	LT	LG	C	RG	RT	QB	RB	3WR	FB	2TE	3TE/OL
Sept. 13		Ari	Johnston	McConkey	Kolar	Slater	Awosika	Slaughter	Strange	Alt	Herbert	Hampton	—	Ingold	—	—
Sept. 20		LV	Harris	—	Kolar	Slater	Awosika	Slaughter	Strange	Alt	Herbert	Hampton	—	Ingold	Gadsden	—
Sept. 27	at	Buf	Johnston	McConkey	Rucci	Slater	Penning	Slaughter	Strange	Alt	Herbert	Hampton	—	Ingold	—	—
Oct. 4	at	Sea														
Oct. 11		Den														
Oct. 18	at	KC														
Nov. 1	at	LAR														
Nov. 8		Hou														
Nov. 16	at	Bal														
Nov. 22		NYJ														
Nov. 29		NE														
Dec. 6	at	TB														
Dec. 13	at	LV														
Dec. 17		SF														
Dec. 27	at	Mia														
TBD		KC														
TBD	at	Den														

DEFENSIVE STARTERS

			OLB	DL	DL	DL	OLB	LB	LB	CB	CB	S	S	3CB	3S
Sept. 13		Ari	Mack	Tart	Tomlinson	—	Tuipulotu	Henley	Phillips	Still	Jackson	James	Molden	—	Jefferson
Sept. 20		LV	Mack	Tart	Tomlinson	—	Tuipulotu	Henley	Phillips	Still	Hart	James	Mickens	—	Jefferson
Sept. 27	at	Buf	Mack	Tart	Eboigbe	Caldwell	Tuipulotu	Henley	Phillips	Hart	Jackson	James	Jefferson	—	—
Oct. 4	at	Sea													
Oct. 11		Den													
Oct. 18	at	KC													
Nov. 1	at	LAR													
Nov. 8		Hou													
Nov. 16	at	Bal													
Nov. 22		NYJ													
Nov. 29		NE													
Dec. 6	at	TB													
Dec. 13	at	LV													
Dec. 17		SF													
Dec. 27	at	Mia													
TBD		KC													
TBD	at	Den													

WEEKLY INACTIVES

Sept. 13		Arizona:	Alex Harkey, Deane Leonard, RJ Mickens, Trevor Penning, Logan Taylor.
Sept. 20		Las Vegas:	Alex Harkey, Deane Leonard, Elijah Molden, Trey Pipkins III, Logan Taylor, Isas Waxter.
Sept. 27	at	Buffalo:	Kayode Awosika, Alex Harkey, Charlie Kolar, Elijah Molden, Brenen Thompson, Dalvin Tomlinson, DJ Uiagalelei.
Oct. 4	at	Seattle:	
Oct. 11		Denver:	
Oct. 18	at	Kansas City:	
Nov. 1	at	L.A. Rams:	
Nov. 8		Houston:	
Nov. 16	at	Baltimore:	
Nov. 22		N.Y. Jets:	
Nov. 29		New England:	
Dec. 6	at	Tampa Bay:	
Dec. 13	at	Las Vegas:	
Dec. 17		San Francisco:	
Dec. 27	at	Miami:	
TBD		Kansas City:	
TBD	at	Denver:	

SEASON TOTALS

Name	No.
Alex Harkey	3
Deane Leonard	2
Elijah Molden	2
Logan Taylor	2
Kayode Awosika	1
Charlie Kolar	1
RJ Mickens	1
Trevor Penning	1
Trey Pipkins III	1
Brenen Thompson	1
Dalvin Tomlinson	1

Name	No.
DJ Uiagalelei	1
Isas Waxter	1

CHARGERS AND OPPONENT WEEKLY LEADERS

REGULAR-SEASON WEEKLY LEADERS, LOS ANGELES CHARGERS

			Scoring		Pass Yds		Carries		Rush Yds		Catches		Rec. Yds		Tackles (Solo)		Sacks	
Sept. 13		Arizona:	Two Tied	6	Hebert	209	Hampton	12	Hampton	43	Two Tied	5	McConkey	82	James Jr.	10 (7)	Two Tied	0.5
Sept. 20		Las Vegas:	Two Tied	6	Herbert	192	Hampton	23	Hampton	94	Two Tied	3	Harris	53	Phillips	7 (4)	Mack	1.0
Sept. 27	at	Buffalo:	Dicker	9	Herbert	226	Hampton	15	Hampton	56	Harris	6	Harris	76	Henley	9 (5)	Tuipulotu	1.5
Oct. 4	at	Seattle:																
Oct. 11		Denver:																
Oct. 18	at	Kansas City:																
Nov. 1	at	L.A. Rams:																
Nov. 8		Houston:																
Nov. 16	at	Baltimore:																
Nov. 22		N.Y. Jets:																
Nov. 29		New England:																
Dec. 6	at	Tampa Bay:																
Dec. 13	at	Las Vegas:																
Dec. 17		San Francisco:																
Dec. 27	at	Miami:																
TBD		Kansas City:																
TBD	at	Denver:																

REGULAR-SEASON WEEKLY LEADERS, OPPONENT

			Scoring		Pass Yds		Carries		Rush Yds		Catches		Rec. Yds		Tackles (Solo)		Sacks	
Sept. 13		Arizona:	Two Tied	6	Brissett	277	Allgeier	17	Allgeier	61	McBride	9	McBride	95	Gibbens	7 (5)	Two Tied	1.0
Sept. 20		Las Vegas:	White	12	Cousins	253	Jeanty	21	Jeanty	48	Tucker	5	Tucker	119	Dean	10 (7)	Koonce	1.5
Sept. 27	at	Buffalo:	Allen	12	Allen	204	Cook	24	Cook	154	Moore	6	Moore	67	Williams	9 (5)	Rousseau	2.0
Oct. 4	at	Seattle:																
Oct. 11		Denver:																
Oct. 18	at	Kansas City:																
Nov. 1	at	L.A. Rams:																
Nov. 8		Houston:																
Nov. 16	at	Baltimore:																
Nov. 22		N.Y. Jets:																
Nov. 29		New England:																
Dec. 6	at	Tampa Bay:																
Dec. 13	at	Las Vegas:																
Dec. 17		San Francisco:																
Dec. 27	at	Miami:																
TBD		Kansas City:																
TBD	at	Denver:																

REGULAR-SEASON PLAYER PARTICIPATION

2026 Season	1	2	3	4	5	6	8	9	10	11	12	13	14	15	16	17	18	Season Totals			
Player	**ARI**	**LV**	**at BUF**	**at SEA**	**DEN**	**at KC**	**at LAR**	**HOU**	**at BAL**	**NYJ**	**NE**	**at TB**	**at LV**	**SF**	**at MIA**	**KC**	**at DEN**	**GP**	**GS**	**DNP**	**INA**
Alt, Joe	**RT**	**RT**	**RT**															3	3	0	0
Awosika, Kayode	**LG**	**LG**	INA															2	2	0	1
Barrett, Nick	SUB	SUB	SUB															3	0	0	0
Barton, Lander	PS	PS	PS															0	0	0	0
Biadasz, Tyler	IR	IR	IR															0	0	0	0
Burke, Travis	SUB	SUB	SUB															3	0	0	0
Caldwell, Jamaree	SUB	SUB	**DL**															3	1	0	0
Carter, Andre	PS	PS	PS															0	0	0	0
Colson, Junior	PS	PS	PS															0	0	0	0
Davis, Derius	SUB	SUB	SUB															3	0	0	0
Desrosiers, Gregory	PS	PS	PS															0	0	0	0
Dicker, Cameron	SUB	SUB	SUB															3	0	0	0
Dupree, Bud	SUB	SUB	SUB															3	0	0	0
Dye, Troy	SUB	SUB	SUB															3	0	0	0
Eboigbe, Justin	SUB	SUB	**DL**															3	1	0	0
Elam, Kaiir	PS	PS	PS															0	0	0	0
Gadsden, Oronde	SUB	**TE**	SUB															3	1	0	0
Hampton, Omarion	**RB**	**RB**	**RB**															3	3	0	0
Harkey, Alex	INA	INA	INA															0	0	0	3
Harris, Josh	SUB	SUB	SUB															3	0	0	0
Harris, Tre'	SUB	**WR**	SUB															3	1	0	0
Hart, Cam	SUB	**CB**	**CB**															3	2	0	0
Henley, Daiyan	**LB**	**LB**	**LB**															3	3	0	0
Herbert, Justin	**QB**	**QB**	**QB**															3	3	0	0
Herbert, Patrick	PS	PS	SUB															1	0	0	0
Ingold, Alec	**FB**	**FB**	**FB**															3	3	0	0
Jackson, Donte	**CB**	SUB	**CB**															3	2	0	0
James Jr., Derwin	**S**	**S**	**S**															3	3	0	0
Jefferson, Jordan	PS	PS	PS															0	0	0	0
Jefferson, Tony	**S**	**S**	**S**															3	3	0	0
Jennings, Gary	PS	SUB	PS															1	0	0	0
Johnson, Amar	PS	PS	PS															0	0	0	0
Johnston, Quentin	**WR**	SUB	**WR**															3	2	0	0
Kaltenberger, Josh	PS	PS	PS															0	0	0	0
Kolar, Charlie	**TE**	**TE**	INA															2	2	0	1
Lambert-Smith, KeAndre	SUB	IR	IR															1	0	0	0
Lance, Trey	DNP	DNP	DNP															0	0	3	0
Leonard, Deane	INA	INA	SUB															1	0	0	2
Mack, Khalil	**OLB**	**OLB**	**OLB**															3	3	0	0
Matlock, Scott	IR/DFR	IR/DFR	IR/DFR															0	0	0	0
McConkey, Ladd	**WR**	SUB	**WR**															3	2	0	0
Mesidor, Akheem	SUB	SUB	SUB															3	0	0	0
Mickens, RJ	INA	**S**	SUB															2	1	0	1
Mitchell, Keaton	SUB	SUB	SUB															3	0	0	0
Molden, Elijah	**DB**	INA	INA															1	1	0	2
Murphy, Caleb	PS	PS	SUB															1	0	0	0
Njoku, David	SUB	SUB	IR															2	0	0	0
Penning, Trevor	INA	SUB	**LG**															2	1	0	1
Perryman, Denzel	IR	IR	IR															0	0	0	0
Phillips, Del'Shawn	**LB**	**LB**	**LB**															3	3	0	0
Pipkins III, Trey	SUB	INA	IR															1	0	0	1
Reed, Nikko	PS	—	—															0	0	0	0
Rucci, Hayden	—	—	**TE**															1	0	0	0
Scott, JK	SUB	SUB	SUB															3	0	0	0
Shelley, Rodney	SUB	SUB	SUB															3	0	0	0
Slater, Rashawn	**LT**	**LT**	**LT**															3	3	0	0
Slaughter, Jake	**C**	**C**	**C**															3	3	0	0
Smith, Genesis	SUB	SUB	SUB															3	0	0	0
Spomer, Jacob	DNP	DNP	DNP															0	0	3	0
Still, Tarheeb	**CB**	**CB**	SUB															3	2	0	0
Strange, Cole	**RG**	**RG**	**RG**															3	3	0	0
Svoboda, Evan	PS	PS	PS															0	0	0	0
Tart, Teair	**DL**	**DL**	**DL**															3	3	0	0
Taylor, Branson	IR/DFR	IR/DFR	IR/DFR															0	0	0	0
Taylor, Logan	INA	INA	SUB															1	0	0	2
Thompson, Brenen	SUB	SUB	INA															2	0	0	1
Tomlinson, Dalvin	**DL**	**DL**	INA															2	2	0	1
Tuipulotu, Tuli	**OLB**	**OLB**	**OLB**															3	3	0	0
Uiagalelei, DJ	PS	PS	INA															0	0	0	1
Vakalahi, Laekin	PS	PS	PS															0	0	0	0
Valdes-Scantling, Marquez	—	PS	SUB															1	0	0	0
Vidal, Kimani	SUB	SUB	SUB															3	0	0	0
Wax, Marlowe	SUB	SUB	SUB															3	0	0	0
Waxter, Isas	PS	PS	PS															0	0	0	0
Wease, Theo	PS	PS	PS															0	0	0	0
Webb, Terry	PS	PS	PS															0	0	0	0
Williamson, Kendall	SUB	SUB	SUB															3	0	0	0
World, Isaiah	NFI	NFI	NFI															0	0	0	0

STARTERS FOR EACH GAME IN BOLD:

DNP — Did Not Play, DNR — Reserve/Did Not Report, E/CP — Exempt/Commissioner Permission, INA — Inactive, IR — Reserve/Injured, IR/DFR — Reserve Injured; Designated for Return, COVID — Reserve/COVID-19, NFI — Non-Football Illness List, PS — Practice Squad, PS/INJ — Practice Squad; Injured List, PUP — Reserve/Physically Unable to Perform, SUB — Substitute, SUS — Reserve/Suspended, 2RB — Started as Second Running Back, 2TE — Started as Second Tight End, 3TE — Started as Third Tight End, CB — Started as Additional Cornerback, 3S — Started as Third Safety, 3WR — Started as Third Wide Receiver.

REGULAR-SEASON SINGLE-GAME HIGHS

INDIVIDUAL

Passing
Longest Scoring Pass — 10, J.Herbert to O.Gadsden, Sept. 20 vs. Las Vegas
Longest Non-Scoring Pass — 53, J.Herbert to T.Harris, Sept. 20 vs. Las Vegas
Most Passing Attempts — 34, J.Herbert, Sept. 27 at Buffalo
Most Completions — 20, J.Herbert, Sept. 27 at Buffalo
Most Passing Yards — 226, J.Herbert, Sept. 27 at Buffalo
Most Passing Touchdowns — 1, 3 times, last: J.Herbert, Sept. 27 at Buffalo
Highest Completion Percentage (min. 20 att.) — 63.0, J.Herbert, Sept. 13 vs. Arizona
Highest Passer Rating (min. 20 att.) — 83.7, J.Herbert, Sept. 13 vs. Arizona

Rushing
Longest Scoring Run — 8, O.Hampton, Sept. 13 vs. Arizona
Longest Non-Scoring Run — 17, 2 times, last: K.Mitchell, Sept. 27 at Buffalo
Most Rushing Attempts — 23, O.Hampton, Sept. 20 vs. Las Vegas
Most Rushing Yards — 94, O.Hampton, Sept. 20 vs. Las Vegas
Most Rushing Touchdowns — 1, 2 times, last: O.Hampton, Sept. 20 vs. Las Vegas

Receiving
Most Receptions — 6, T.Harris, Sept. 27 at Buffalo
Most Receiving Yards — 82, L.McConkey, Sept. 13 vs. Arizona
Most Receiving Touchdowns — 1, 3 times, last: K. Mitchell, Sept. 27 at Buffalo

Total Offense
Most Total Yards from Scrimmage — 115, O.Hampton, Sept. 20 vs. Las Vegas
Most Touchdowns — 1, 5 times, Last: K. Mitchell, Sept. 27 at Buffalo

Special Teams
Longest Punt — 57, J.Scott, Sept. 20 vs. Las Vegas
Longest Field Goal — 33, C.Dicker, Sept 27 at Buffalo
Most Attempted Field Goals — 4, C.Dicker, Sept 27 at Buffalo
Most Made Field Goals — 3, C.Dicker, Sept 27 at Buffalo

Returns
Longest Kickoff Return — 30, K.Vidal, Sept 27 at Buffalo
Longest Punt Return — 14, D.Davis, Sept 27 at Buffalo
Longest Interception Return — 2, C.Hart, Sept. 20 vs. Las Vegas
Longest Fumble Return — 0, 3 times, last: D. Henley, Sept. 27 at Buffalo

Defense
Most Interceptions — 2, G.Smith, Sept 27 at Buffalo
Most Tackles — 10, D.James, Sept. 13 vs. Arizona
Most Solo Tackles — 7, D.James, Sept. 13 vs. Arizona
Most Sacks — 1.5, T.Tuipulotu, Sept 27 at Buffalo
Most Passes Defensed — 2, 2 times, last: G.Smith, Sept 27 at Buffalo

TEAM

Most, Offense
First Downs — 20, Sept. 27 at Buffalo
Rushing Attempts — 32, Sept. 20 vs. Las Vegas
Rushing Yards — 131, Sept. 27 at Buffalo
Rushing Touchdowns — 1, 2 times, last: Sept. 20 vs. Las Vegas
Passing Attempts — 34, Sept. 27 at Buffalo
Completions — 20, Sept. 27 at Buffalo
Net Passing Yards — 217, Sept. 27 at Buffalo
Touchdowns Thrown — 1, 3 times, last: Sept. 27 at Buffalo
Offensive Plays — 64, Sept. 27 at Buffalo
Total Offense — 348, Sept. 27 at Buffalo
Time of Possession — 32:17, Sept. 20 vs. Las Vegas

Most, Turnovers
Turnovers — 3, Sept. 20 vs. Las Vegas
Interceptions Thrown — 2, Sept. 20 vs. Las Vegas
Fumbles — 6, Sept. 20 vs. Las Vegas
Fumbles Lost — 1, 2 times, last: Sept. 20 vs. Las Vegas

Longest Scoring Drives
Plays — 13, Sept. 27 at Buffalo
Yards — 79, Sept. 20 vs. Las Vegas
Time — 8:48, Sept. 27 at Buffalo

Shortest Scoring Drives
Plays — 3, Sept. 13 vs. Arizona
Yards — 30, Sept. 27 at Buffalo
Time — 1:22, Sept. 13 vs. Arizona

Fewest, Defense
First Downs Allowed — 14, Sept. 20 vs. Las Vegas
Rushing Attempts Allowed — 29, Sept. 20 vs. Las Vegas
Rushing Yards Allowed — 57, Sept. 20 vs. Las Vegas
Passing Attempts Allowed — 26, Sept. 27 at Buffalo
Completions Allowed — 16, Sept. 27 at Buffalo
Net Passing Yards Allowed — 174, Sept. 27 at Buffalo
Total Plays Allowed — 60, Sept. 20 vs. Las Vegas
Total Yards Allowed — 305, Sept. 20 vs. Las Vegas

Most, Defense
Takeaways — 5, Sept. 27 at Buffalo
Interceptions — 2, Sept. 27 at Buffalo
Fumbles Forced — 3, Sept. 27 at Buffalo
Fumbles Recovered — 3, Sept. 27 at Buffalo
Passes Defensed — 5, Sept. 27 at Buffalo
Sacks — 4.0, Sept. 27 at Buffalo

GAME-BY-GAME PASSES DEFENSED

Sept. 13		Arizona:	Cam Hart (1), Derwin James Jr. (1), Tony Jefferson (1), Tuli Tuipulotu (1).
Sept. 20		Las Vegas:	Cam Hart (2), Donte Jackson (1), Genesis Smith (1).
Sept. 27	at	Buffalo:	Genesis Smith (2), Troy Dye (1), Donte Jackson (1), Tony Jefferson (1).
Oct. 4	at	Seattle:	
Oct. 11		Denver:	
Oct. 18	at	Kansas City:	
Nov. 1	at	L.A. Rams:	
Nov. 8		Houston:	
Nov. 16	at	Baltimore:	
Nov. 22		N.Y. Jets:	
Nov. 29		New England:	
Dec. 6	at	Tampa Bay:	
Dec. 13	at	Las Vegas:	
Dec. 17		San Francisco:	
Dec. 27	at	Miami:	
TBD		Kansas City:	
TBD	at	Denver:	

SEASON TOTALS (13)

Name	No.
Cam Hart	3
Genesis Smith	3
Donte Jackson	2
Tony Jefferson	2
Troy Dye	1
Derwin James Jr.	1
Tuli Tuipulotu	1

GAME-BY-GAME SACKS

Sept. 13		Arizona:	Troy Dye (0.5), Daiyan Henley (0.5).
Sept. 20		Las Vegas:	Khalil Mack (1.0), Akheem Mesidor (0.5), Dalvin Tomlinson (0.5).
Sept. 27	at	Buffalo:	Tuli Tuipulotu (1.5), Khalil Mack (1.0), Akheem Mesidor (1.0), Nick Barrett (0.5).
Oct. 4	at	Seattle:	
Oct. 11		Denver:	
Oct. 18	at	Kansas City:	
Nov. 1	at	L.A. Rams:	
Nov. 8		Houston:	
Nov. 16	at	Baltimore:	
Nov. 22		N.Y. Jets:	
Nov. 29		New England:	
Dec. 6	at	Tampa Bay:	
Dec. 13	at	Las Vegas:	
Dec. 17		San Francisco:	
Dec. 27	at	Miami:	
TBD		Kansas City:	
TBD	at	Denver:	

SEASON TOTALS (7.0)

Name	No.
Khalil Mack	2.0
Akheem Mesidor	1.5
Tuli Tuipulotu	1.5
Nick Barrett	0.5
Troy Dye	0.5
Daiyan Henley	0.5
Dalvin Tomlinson	0.5

RECORDS

INDIVIDUAL RECORDS

*NFL Record

SERVICE

Most Seasons
17 David Binn, 1994-2010
16 Philip Rivers, 2004-19
Antonio Gates, 2003-18
15 Dan Fouts, 1973-87
Russ Washington, 1968-82
14 Don Macek, 1976-89
Doug Wilkerson, 1971-84

Most Games
256 David Binn, 1994-2010
236 Antonio Gates, 2003-18
228 Philip Rivers, 2004-19
200 Junior Seau, 1990-2002
Russ Washington, 1968-82

Most Consecutive Games
225 Philip Rivers, 2005-19
179 David Binn, 1994-2010
178 Russ Washington, 1968-80

Most Consecutive Starts
224 Philip Rivers, 2006-19
148 Russ Washington, 1970-80
140 Walt Sweeney, 1964-73

POINTS

Most Seasons Leading League
1 Nate Kaeding, 2009
LaDainian Tomlinson, 2006
John Carney, 1994

Most, Career
1,076 John Carney, 1990-2000
918 LaDainian Tomlinson, 2001-09
889 Nate Kaeding, 2004-12

Most, Season
186* LaDainian Tomlinson, 2006
150 Cameron Dicker, 2024
148 Cameron Dicker, 2025

Most, Season, Non-Kickers
186* LaDainian Tomlinson, 2006
124 Austin Ekeler, 2021
120 LaDainian Tomlinson, 2005

Most, Season, Rookie
114 Nate Kaeding, 2004
106 Josh Lambo, 2015
Dennis Partee, 1968
94 Herb Travenio, 1965

Most, Game
30 Kellen Winslow, Nov. 22, 1981 at Oakland
24 (10x) Last: Austin Ekeler, Nov. 21, 2021 vs. Pit.
20 Mike Williams, Dec. 13, 2018 at Kansas City

TOUCHDOWNS

Most Seasons Leading League
3 Lance Alworth, 1964, 1965, 1966
2 Austin Ekeler, 2021, 2022
1 LaDainian Tomlinson, 2006
Chuck Muncie, 1981

Most, Career
153 LaDainian Tomlinson, 2001-09
116 Antonio Gates, 2003-18
83 Lance Alworth, 1962-70

Most, Season
31* LaDainian Tomlinson, 2006
20 Austin Ekeler, 2021
LaDainian Tomlinson, 2005
19 Chuck Muncie, 1981

Most, Game
5 Kellen Winslow, Nov. 22, 1981 at Oakland
4 (10x) Last: Austin Ekeler, Nov. 21, 2021 vs. Pit.
3 (46x) Last: A.Ekeler, Oct. 2, 2022 at Hou.

Most Consecutive Games
18* LaDainian Tomlinson, 2004-05
10 LaDainian Tomlinson, 2006
9 Antonio Gates, 2009-10
Natrone Means, 1993-94
Lance Alworth, 1963

POINTS AFTER TOUCHDOWN

Most Seasons Leading League
2 Nate Kaeding, 2006
Rolf Benirschke, 1981, 1982
1 Herb Travenio, 1965

Most, Career
349 Nate Kaeding, 2004-12
328 Rolf Benirschke, 1977-86
293 John Carney, 1990-2000

Most, Season
58 Nate Kaeding, 2006
55 Rolf Benirschke, 1981
54 Nate Kaeding, 2004

Most, Game
7 (6x) Last: N.Kaeding, Dec. 28, 2008 vs. Den.
6 (30x) Last: M.Badgley, Dec. 8, 2019 at. Jax.
5 (55x) Last: C.Dicker, Nov. 12, 2023 vs. Detroit

Most Consecutive
250 Nate Kaeding, 2004-09
128 Nick Novak, 2011-14
87 Rolf Benirschke, 1983-86

Most Attempts, Career
352 Rolf Benirschke, 1977-86
351 Nate Kaeding, 2004-12
298 John Carney, 1990-2000

Most Attempts, Season
61 Rolf Benirschke, 1981
58 Nate Kaeding, 2006
55 Nate Kaeding, 2004
Bob Thomas, 1985

Most Attempts, Game
8 Rolf Benirschke, Nov. 22, 1981 at Oakland
7 (6x) Last: N.Kaeding, Dec. 28, 2008 vs. Den.
6 (38x) Last: M.Badgley, Dec. 8, 2019 at. Jax.

TWO-POINT CONVERSIONS

Most Seasons Leading League
1 Ladarius Green, 2015
Mikhael Ricks, 1999
Ronnie Harmon, 1994

Most, Career
3 Joshua Palmer, 2021-24
Ronnie Harmon, 1990-95
2 Keenan Allen, 2013-23, '25
Jared Cook, 2021
Austin Ekeler, 2017-23
Mike Williams, 2017-23
Antonio Gates, 2003-18
Melvin Gordon, 2015-19
Ladarius Green, 2012-15
Justin Herbert, 2020-26
Legedu Naanee, 2007-10
Dave Kocourek, 1960-65

Most, Season
3 Ronnie Harmon, 1994
2 Joshua Palmer, 2024
Jared Cook, 2021
Austin Ekeler, 2021
Melvin Gordon, 2018
Antonio Gates, 2018
1 (38x) Last: Justin Herbert, 2025

Most, Game
2* Ladarius Green, Oct. 25, 2015 vs. Oakland
1 (47x) Last: Justin Herbert, Sept. 28, 2025 at NYG

FIELD GOALS

Most Seasons Leading League
1 Nate Kaeding, 2009
John Carney, 1994

Most, Career
261 John Carney, 1990-2000
180 Nate Kaeding, 2004-12
146 Rolf Benirschke, 1977-86

Most, Season
39 Cameron Dicker, 2024
38 Cameron Dicker, 2025
34 Nick Novak, 2013
John Carney, 1994

Most, Game
6 (3x) Last: G.Davis, Oct. 5, 1997 at Oakland
5 (15x) Last: C.Dicker, Dec. 8, 2025 vs. Phi.
4 (41x) Last: C.Dicker, Jan. 5, 2025 at Las Vegas

Most, Game, No Misses
6 (3x) Last: G.Davis, Oct. 5, 1997 at Oakland
5 (14x) Last: C.Dicker, Dec. 8, 2025 vs. Phi.
4 (29x) Last: C.Dicker, Dec. 28, 2024 at N.E.

Highest Percentage, Career (min. 100 att.)
92.2 Cameron Dicker, 2022-26 (130-of-141)
87.0 Nate Kaeding, 2004-12 (180-of-207)
84.6 Nick Novak, 2011-14, '17 (110-of-130)
81.6 John Carney, 1990-2000 (261-of-320)

Highest Percentage, Season (min. 15 att.)
95.0 Cameron Dicker, 2022 (19-of-20)
93.9 Cameron Dicker, 2023 (31-of-33)
93.8 Michael Badgley, 2018 (15-of-16)

Most Consecutive
32 Nick Novak, 2013-14
29 John Carney, 1992-93
22 Nate Kaeding, 2009-10

Most Attempts, Career
320 John Carney, 1990-2000
208 Rolf Benirschke, 1977-86
207 Nate Kaeding, 2004-12

Most Attempts, Season
42 Cameron Dicker, 2024
41 Cameron Dicker, 2025
40 John Carney, 1993

Most Attempts, Game
7 Dick Van Raaphorst, Oct. 8, 1966 at N.Y. Jets
6 (6x) Last: Steve Christie, Dec. 1, 2002 vs. Den.
5 (30x) Last: C.Dicker, Dec. 8, 2025 vs. Phi.

Longest
59 Cameron Dicker, Nov. 9, 2025 vs. Pittsburgh
Cameron Dicker, Oct. 21, 2024 at Arizona
Michael Badgley, Dec. 9, 2018 vs. Cincinnati
57 Cameron Dicker, Dec. 19, 2024 vs. Denver
Nate Kaeding, Dec. 21, 2008 at Tampa Bay
56 Cameron Dicker, Nov. 30, 2025 vs. Las Vegas

RUSHING YARDS

Most Seasons Leading League
2 LaDainian Tomlinson, 2006, 2007
1 Dick Post, 1968
Paul Lowe, 1965

Most, Career
12,490 LaDainian Tomlinson, 2001-09
4,972 Paul Lowe, 1960-68
4,355 Austin Ekeler, 2017-23

Most, Season
1,815 LaDainian Tomlinson, 2006
1,683 LaDainian Tomlinson, 2002
1,645 LaDainian Tomlinson, 2003

Most, Game
243 LaDainian Tomlinson, Dec. 28, 2003 vs. Oak.
220 LaDainian Tomlinson, Dec. 1, 2002 vs. Denver
217 LaDainian Tomlinson, Sept. 29, 2002 vs. N.E.
Gary Anderson, Dec. 18, 1988 vs. Kansas City

Most Games 100 Yards or More, Career
46 LaDainian Tomlinson, 2001-09
15 Natrone Means, 1993-99
Paul Lowe, 1960-68
12 Ryan Mathews, 2010-14

Most Games 100 Yards or More, Season
10 LaDainian Tomlinson, 2006
7 LaDainian Tomlinson, 2002
Don Woods, 1974
6 Ryan Mathews, 2013
LaDainian Tomlinson, 2007
LaDainian Tomlinson, 2004
LaDainian Tomlinson, 2003
Natrone Means, 1994

Most Consecutive Games, 100 Yards or More
9 LaDainian Tomlinson, 2006
5 Natrone Means, 1994
4 LaDainian Tomlinson, 2007

Most Games 200 Yards or More, Career
4 LaDainian Tomlinson, 2001-09
1 Gary Anderson, 1985-88

Longest Run
87t Melvin Gordon, Oct. 29, 2017 at New England
Paul Lowe, Sept. 10, 1961 at Dallas Texans
86t Keith Lincoln, Sept. 30, 1962 at Oakland
85t LaDainian Tomlinson, Dec. 17, 2006 vs. K.C.

RUSHING TOUCHDOWNS

Most Seasons Leading League
3 LaDainian Tomlinson, 2004, 2006, 2007
1 Chuck Muncie, 1981
Paul Lowe, 1961, 1965

Most, Career
138 LaDainian Tomlinson, 2001-09
43 Chuck Muncie, 1980-84
39 Austin Ekeler, 2017-23

Most, Season
28* LaDainian Tomlinson, 2006
19 Chuck Muncie, 1981
18 LaDainian Tomlinson, 2005

Most, Game
4 LaDainian Tomlinson, Oct. 14, 2007 vs. Oak.
LaDainian Tomlinson, Nov. 12, 2006 at Cin.
LaDainian Tomlinson, Oct. 15, 2006 at S.F.
Chuck Muncie, Nov. 29, 1981 vs. Denver
Clarence Williams, Sept. 16, 1979 vs. Buffalo
3 (22x), Last: M.Gordon, Oct. 15, 2018 at Cle.
2 (127x), Last: G.Edwards, Dec. 19, 2024 vs. Den.

Most Consecutive Games
18* LaDainian Tomlinson, 2004-05
9 Natrone Means, 1993-94
8 LaDainian Tomlinson, 2006

RUSHING AVERAGE

Most Seasons Leading League (min. 100 att.)
2 Paul Lowe, 1960, 1965
1 Dickie Post, 1968
Brad Hubbert, 1967
Keith Lincoln, 1963

Highest, Career (minimum 500 att.)
4.90 Paul Lowe, 1960-68
4.71 Keith Lincoln, 1961-66, '68
4.43 Dickie Post, 1967-70

Highest, Season (minimum 100 att.)
6.45 Keith Lincoln, 1963
6.29 Paul Lowe, 1960
5.71 Paul Lowe, 1963

Highest, Game (minimum 10 att.)
14.7 Michael Turner, Oct. 7, 2007 at Denver
13.8 Keith Lincoln, Sept. 30, 1962 at Oakland
13.5 J.K. Dobbins, Sept. 8, 2024 vs. Las Vegas

RUSHING ATTEMPTS

Most, Career
2,880 LaDainian Tomlinson, 2001-09
1,059 Melvin Gordon, 2015-19
1,031 Marion Butts, 1989-93

Most, Season
372 LaDainian Tomlinson, 2002
348 LaDainian Tomlinson, 2006
343 Natrone Means, 1994

Most, Game
39 LaDainian Tomlinson, Oct. 20, 2002 at Oak.
Marion Butts, Dec. 17, 1989 at Kansas City
37 (3x) Last: L.Tomlinson, Nov. 21, 2004 at Oak.
36 LaDainian Tomlinson, Sept. 9, 2001 vs. Was.
Gary Brown, Oct. 5, 1997 at Oakland

PASSING ATTEMPTS

Most Seasons Leading League
2 Dan Fouts, 1980, 1981
John Hadl, 1968, 1971
1 Philip Rivers, 2015

Most, Career
7,591 Philip Rivers, 2004-19
5,604 Dan Fouts, 1973-87
3,640 John Hadl, 1962-72

Most, Season
699 Justin Herbert, 2022
672 Justin Herbert, 2021
661 Philip Rivers, 2015

Most, Game
65 Philip Rivers, Oct. 18, 2015 at Green Bay
64 Justin Herbert, Jan. 9, 2022 at Las Vegas (OT)
58 Philip Rivers, Oct. 25, 2015 vs. Oakland
Mark Herrmann, Dec. 22, 1985 at K.C.

PASS COMPLETIONS

Most Seasons Leading League
2 Dan Fouts, 1980, 1981
John Hadl, 1968, 1971
1 Philip Rivers, 2015

Most, Career
4,908 Philip Rivers, 2004-19
3,297 Dan Fouts, 1973-87
2,337 Justin Herbert, 2020-26

Most, Season
477 Justin Herbert, 2022
443 Justin Herbert, 2021
437 Philip Rivers, 2015

Most, Game
43 Philip Rivers, Oct. 18, 2015 at Green Bay
40 Justin Herbert, Sept. 24, 2023 at Minnesota
39 Justin Herbert, Dec. 11, 2022 vs. Miami

Most Consecutive
25* Philip Rivers, Nov. 25, 2018 vs. Arizona
22 Philip Rivers, Sept. 13, 2015 vs. Detroit — Sept. 20, 2015 at Cincinnati
20 Philip Rivers, Sept. 13, 2015 vs. Detroit

COMPLETION PERCENTAGE

Most Seasons Leading League (min. 140 att.)
1 Philip Rivers, 2013
Mark Herrmann, 1985
Dan Fouts, 1979
Tobin Rote, 1963

Highest, Career (minimum 500 att.)
66.3 Justin Herbert, 2020-26
64.7 Philip Rivers, 2004-19
62.2 Drew Brees, 2001-05

Highest, Season (minimum 140 att.)
69.5 Philip Rivers, 2013
68.2 Justin Herbert, 2022
68.3 Philip Rivers, 2018

Highest, Game (minimum 20 att.)
96.6 Philip Rivers, Nov. 25, 2018 vs. Ari. (28-of-29)
90.0 Philip Rivers, Nov. 1, 2012 vs. K.C. (18-of-20)
88.0 Drew Brees, Oct. 31, 2004 vs. Oak. (22-of-25)

PASSING YARDS

Most Seasons Leading League
4 Dan Fouts, 1979, 1980, 1981, 1982
3 John Hadl, 1965, 1968, 1971
1 Philip Rivers, 2010

Most, Career
59,271 Philip Rivers, 2004-19
43,040 Dan Fouts, 1973-87
26,938 John Hadl, 1962-72

Most, Season
5,014 Justin Herbert, 2021
4,802 Dan Fouts, 1981
4,792 Philip Rivers, 2015

Most, Game
503 Philip Rivers, Oct. 18, 2015 at Green Bay
455 Philip Rivers, Sept. 26, 2010 at Seattle
444 Dan Fouts, Dec. 11, 1982 at San Francisco
Dan Fouts, Oct. 19, 1980 vs. N.Y. Giants

Most Games 300 Yards or More, Career
70 Philip Rivers, 2004-19
51 Dan Fouts, 1973-87
31 Justin Herbert, 2020-26

Most Games 300 Yards or More, Season
9 Justin Herbert, 2021
8 Justin Herbert, 2020
Philip Rivers, 2015, 2019
Dan Fouts, 1980
7 Dan Fouts, 1981, 1985

Most Consecutive Games, 300 Yards or More
5 Philip Rivers, 2015
4 Dan Fouts, 1979, 1980-81
3 Justin Herbert, 2020-21, 2021, 2022
Philip Rivers, 2010-11, 2016, 2017
Dan Fouts, 1980, 1985
John Hadl, 1967

Most Games 400 Yards or More, Career
11 Philip Rivers, 2004-19
6 Dan Fouts, 1973-87
2 Justin Herbert, 2020-26
1 Jim Harbaugh, 1999-2000

Longest Completion
99t* Stan Humphries, Sept. 18, 1994 at Seattle
91t Jack Kemp, Nov. 12, 1961 at Denver
88t Ed Luther, Dec. 3, 1984 vs. Chicago

TOUCHDOWN PASSES

Most Seasons Leading League
2 Dan Fouts, 1981, 1982
John Hadl, 1968, 1971
1 Philip Rivers, 2008

Most, Career
397 Philip Rivers, 2004-19
254 Dan Fouts, 1973-87
201 John Hadl, 1962-72

Most, Season
38 Justin Herbert, 2021
34 Philip Rivers, 2008
33 Philip Rivers, 2016
Dan Fouts, 1981

Most, Game
6 Dan Fouts, Nov. 22, 1981 at Oakland
5 (4x), Last: Drew Brees, Oct. 31, 2004 vs. Oak.
4 (32x), Last: J.Herbert, Nov. 12, 2023 vs. Det.

Most Consecutive Games
28 Philip Rivers, 2012-14
27 Philip Rivers, 2017-18
26 Justin Herbert, 2020-23

INTERCEPTIONS THROWN

Most Seasons Leading League (Fewest INT, min. 300 att.)
1 Justin Herbert, 2024
Drew Brees, 2004

Most, Career
242 Dan Fouts, 1973-87
211 John Hadl, 1962-72
198 Philip Rivers, 2004-19

Most, Season
32 John Hadl, 1968
26 John Hadl, 1972
25 John Hadl, 1971
Jack Kemp, 1960

Most, Game
6 Ed Luther, Oct. 31, 1983 vs. Washington
John Hadl, Dec. 8, 1968 vs. Kansas City
5 (9x), Last: C.Whelihan, Dec. 13, 1998 at Sea.
4 (33x), Last: P.Rivers, Nov. 18, 2019 vs. K.C.

Fewest, Season (minimum 150 att.)
1 Easton Stick, 2023 (174 att.)
3 Justin Herbert, 2024 (504 att.)
Ed Luther, 1984 (151 att.)
4 Doug Flutie, 2003 (167 att.)
John Friesz, 1993 (238 att.)

Most Consecutive Attempts, None Intercepted
357 Justin Herbert, Sept. 15, 2024-Dec. 15, 2024
233 Justin Herbert, Dec. 26, 2022-Oct. 1, 2023
194 Drew Brees, Oct. 17-Dec. 5, 2004

Lowest Percentage, Season (minimum 150 att.)
0.6 Justin Herbert, 2024
Easton Stick, 2023
1.4 Justin Herbert, 2022
1.5 Justin Herbert, 2023

PASSER RATING

Most Seasons Leading League (min. 300 att.)
1 Philip Rivers, 2008

Highest, Career (minimum 500 att.)
95.8 Justin Herbert, 2020-26
95.1 Philip Rivers, 2004-19
84.9 Drew Brees, 2001-05

Highest, Season (minimum 300 att.)
105.5 Philip Rivers, 2008, 2013, 2018
104.8 Drew Brees, 2004
104.4 Philip Rivers, 2009

Highest, Game (minimum 20 att.)
157.1 Dan Fouts, Sept. 7, 1981 at Cleveland
154.4 Philip Rivers, Dec. 8, 2019 at Jacksonville
153.1 Drew Brees, Oct. 31, 2004 vs. Oakland

RECEIVING YARDS

Most Seasons Leading League
3 Lance Alworth, 1965, 1966, 1968
1 Wes Chandler, 1982
John Jefferson, 1980

Most, Career
11,841 Antonio Gates, 2003-18
11,307 Keenan Allen, 2013-23, '25
9,584 Lance Alworth, 1962-70

Most, Season
1,602 Lance Alworth, 1965
1,393 Keenan Allen, 2017
1,383 Lance Alworth, 1966

Most, Game
260 Wes Chandler, Dec. 20, 1982 vs. Cincinnati
243 Wes Chandler, Sept. 15, 1985 vs. Seattle
232 Lance Alworth, Oct. 20, 1963 at Kansas City

Most Games 100 Yards or More, Career
41 Lance Alworth, 1962-70
39 Keenan Allen, 2013-23, '25
24 Kellen Winslow, 1979-87

Most Games 100 Yards or More, Season
9 Lance Alworth, 1965
8 Lance Alworth, 1966
7 Keenan Allen, 2017
John Jefferson, 1980

Most Consecutive Games, 100 Yards or More
5 Lance Alworth, 1966
4 Keenan Allen, 2017
Wes Chandler, 1982
John Jefferson, 1979-80
Charlie Joiner, 1976
Lance Alworth, 1968
Lance Alworth, 1965
3 Keenan Allen, 2023
Kellen Winslow, 1982
Kellen Winslow, 1980
John Jefferson, 1980
John Jefferson, 1979
Gary Garrison, 1971
Lance Alworth, 1967
Lance Alworth, 1965
Lance Alworth, 1964

Most Games 200 Yards or More, Career
5* Lance Alworth, 1962-70
2 Wes Chandler, 1981-87
1 Keenan Allen, 2013-23, '25
Malcom Floyd, 2004-15

Longest Reception
99t* Tony Martin, Sept. 18, 1994 at Seattle
91t Keith Lincoln, Nov. 12, 1961 at Denver
88t Bobby Duckworth, Dec. 3, 1984 at Chicago

RECEIVING AVERAGE

Most Seasons Leading League (min. 35 rec.)
1 Mike Williams, 2019
Malcom Floyd, 2011
Wes Chandler, 1982
Gary Garrison, 1970
Lance Alworth, 1965

Average per Catch, Career (minimum 250 rec.)
19.4 Lance Alworth, 1962-70
18.6 Gary Garrison, 1966-76
17.5 Vincent Jackson, 2005-11

Average per Catch, Season (minimum 35 rec.)
23.2 Lance Alworth, 1965
22.9 Gary Garrison, 1970
21.2 Gary Garrison, 1968, 1971

Highest, Game (minimum 5 rec.)
36.0 Lance Alworth, Nov. 2, 1963 at New York Jets
33.6 Lance Alworth, Nov. 15, 1964 at Kansas City
32.0 Lance Alworth, Dec. 19, 1965 vs. Oakland

RECEPTIONS

Most Seasons Leading League
3 Lance Alworth, 1966, 1968, 1969
2 Kellen Winslow, 1980, 1981

Most, Career
985 Keenan Allen, 2013-23, '25
955 Antonio Gates, 2003-18
586 Charlie Joiner, 1976-86

Most, Season
108 Keenan Allen, 2023
107 Austin Ekeler, 2022
106 Keenan Allen, 2021

Most, Game
18 Keenan Allen, Sept. 24, 2023 at Minnesota
16 Keenan Allen, Nov. 22, 2020 vs. N.Y. Jets
15 Austin Ekeler, Oct. 6, 2019 vs. Denver
Keenan Allen, Sept. 13, 2015 vs. Detroit
Kellen Winslow, Oct. 7, 1984 at Green Bay

Most Consecutive Games With a Catch
96 Lance Alworth, 1962-69
88 Keenan Allen, 2018-23, '25
80 Antonio Gates, 2003-08

RECEIVING TOUCHDOWNS

Most Seasons Leading League
3 Lance Alworth, 1964, 1965, 1966
2 John Jefferson, 1978, 1980
1 Tony Martin, 1996
Wes Chandler, 1982

Most, Career
116 Antonio Gates, 2003-18
81 Lance Alworth, 1962-70
63 Keenan Allen, 2013-23, '25

Most, Season
14 Tony Martin, 1996
Lance Alworth, 1965
13 Antonio Gates, 2004
John Jefferson, 1978, 1980
Lance Alworth, 1964, 1966
12 Antonio Gates, 2014
Gary Garrison, 1970

Most, Game
5* Kellen Winslow, Nov. 22, 1981 at Oakland
4 Lance Alworth, Dec. 1, 1968 at Denver
3 (14x) Last: D.Woodhead, Dec. 20, 2015 vs. Mia.

Most Consecutive Games
9 Antonio Gates, 2009-10
Lance Alworth, 1963
7 Lance Alworth, 1967
6 John Jefferson, 1980
Lance Alworth, 1964

SCRIMMAGE YARDS

Most Seasons Leading League
2 Lance Alworth, 1965, 1968
1 LaDainian Tomlinson, 2003

Most, Career
16,445 LaDainian Tomlinson, 2001-09
11,841 Antonio Gates, 2003-18
11,420 Keenan Allen, 2013-23, '25

Most, Season
2,370 LaDainian Tomlinson, 2003
2,323 LaDainian Tomlinson, 2006
2,172 LaDainian Tomlinson, 2002

Most, Game
271 LaDainian Tomlinson, Dec. 1, 2002 vs. Den.
261 Melvin Gordon, Nov. 6, 2016 vs. Tennessee
260 LaDainian Tomlinson, Dec. 28, 2003 vs. Oak.
Wes Chandler, Dec. 20, 1982 vs. Cincinnati

Most Games 100 Yards or More, Career
79 LaDainian Tomlinson, 2001-09
44 Lance Alworth, 1962-70
40 Keenan Allen, 2013-23, '25

Most Games 100 Yards or More, Season
14 LaDainian Tomlinson, 2006
11 LaDainian Tomlinson, 2003
10 Ryan Mathews, 2011
LaDainian Tomlinson, 2004
LaDainian Tomlinson, 2002

Most Consecutive Games, 100 Yards or More
11 LaDainian Tomlinson, 2006
6 Melvin Gordon, 2018
Ryan Mathews, 2011
LaDainian Tomlinson, 2007
LaDainian Tomlinson, 2004
5 Natrone Means, 1994
Lydell Mitchell, 1978

Most Games 200 Yards or More, Career
12 LaDainian Tomlinson, 2001-09
5 Lance Alworth, 1962-70
2 Lionel James, 1984-88
Wes Chandler, 1981-87

INTERCEPTIONS

Most Seasons Leading League
1 Casey Hayward, 2016
Eric Weddle, 2011
Antonio Cromartie, 2007

Most, Career
42 Gill Byrd, 1983-92
29 Dick Harris, 1960-65
26 Rodney Harrison, 1994-2002

Most, Season
10 Antonio Cromartie, 2007
9 Charlie McNeil, 1961
8 (4x) Last: Ryan McNeil, 2001

Most, Game
3 Antonio Cromartie, Nov. 11, 2007 vs. Ind.
Dwayne Harper, Nov. 27, 1995 vs. Oakland
Pete Shaw, Nov. 2, 1980 at Cincinnati
Clarence Duren, Oct. 30, 1977 at Miami
Chris Fletcher, Nov. 30, 1975 at Denver (OT)
Joe Beauchamp, Sept. 24, 1972 vs. Denver
Leslie "Speedy" Duncan, Sept. 25, 1966 at Oak.
Bud Whitehead, Oct. 10, 1965 at Buffalo
Dick Harris, Nov. 17, 1963 at Buffalo
C.McNeil, Sept. 24, 1961 vs. Houston Oilers
C.McNeil, Dec. 18, 1960 vs. Titans of N.Y.
2 (88x) Last: Genesis Smith, Sept. 27, 2026 at Buf.

Most Consecutive Games
5 Charlie McNeil, 1961
4 Greg Jackson, 1998
Gill Byrd, 1989
Mike Fuller, 1977
Bryant Salter, 1972
3 (18x) Last: Stephen Cooper, 2008

INTERCEPTION RETURN YARDS

Most Seasons Leading League
1 Vencie Glenn, 1987
Charlie McNeil, 1961

Most, Career
546 Gill Byrd, 1983-92
502 Charlie McNeil, 1960-64
477 Kenny Graham, 1964-69

Most, Season
349 Charlie McNeil, 1961
224 Stanley Richard, 1994
166 Vencie Glenn, 1987

Most, Game
177* Charlie McNeil, Sept. 24, 1961 vs. Hou. Oilers
106 Woodrow Lowe, Nov. 18, 1979 vs. Pittsburgh
103 Vencie Glenn, Nov. 29, 1987 vs. Denver

Longest Return
103t Vencie Glenn, Nov. 29, 1987 vs. Denver
102t Donald Frank, Oct. 31, 1993 at L.A. Raiders
100t Leslie "Speedy" Duncan, Oct. 15, 1967 vs. K.C.

INTERCEPTION TOUCHDOWNS

Most Seasons Leading League
1 Clinton Hart, 2005
Jeffery Dale, 1985
John Hendy, 1985
Gill Byrd, 1984
Woodrow Lowe, 1979
Fred Dean, 1977
Leroy Jones, 1977
Kenny Graham, 1969
Joe Beauchamp, 1968
Earl Faison, 1964
Henry Schmidt, 1964
Claude Gibson, 1962
Dick Harris, 1961

Most, Career
5 Kenny Graham, 1964-69
Dick Harris, 1960-65
4 Woodrow Lowe, 1976-86
3 Eric Weddle, 2007-15
Joe Beauchamp, 1966-75

Most, Season
3 Dick Harris, 1961
2 (9x) Last: Demorrio Williams, 2012
1 (78x) Last: Tarheeb Still, 2024

Most, Game
1 (99x) Last: Tarheeb Still, Dec. 1, 2024 at Atl.

SACKS

Most Seasons Leading League
1 Shawne Merriman, 2006

Most, Career
105.5 Leslie O'Neal, 1986-95
72.0 Joey Bosa, 2016-24
69.5 Shaun Phillips, 2004-12

Most, Season
17.5 Gary Johnson, 1980
17.0 Khalil Mack, 2023
Shawne Merriman, 2006
Leslie O'Neal, 1992
Steve DeLong, 1969
15.5 Fred Dean, 1978

Most, Game (since 1982)
6.0 Khalil Mack, Oct. 1, 2023 vs. Las Vegas
5.0 Leslie O'Neal, Nov. 16, 1986 vs. Dallas
4.0 Tuli Tuipulotu, Sept. 28, 2025 at N.Y. Giants
Antwan Barnes, Dec. 18, 2011 vs. Baltimore
Shaun Phillips, Oct. 3, 2010 vs. Arizona
Leslie O'Neal, Oct. 22, 1995 at Seattle
Leslie O'Neal, Dec. 6, 1992 at Phoenix
Leslie O'Neal, Dec. 22, 1991 vs. Denver

PUNTS

Most Seasons Leading League
1 Paul Maguire, 1962

Most, Career
771 Darren Bennett, 1995-2003
756 Mike Scifres, 2003-15
519 Dennis Partee, 1968-75

Most, Season
95 Darren Bennett, 1998
92 Darren Bennett, 2000
89 Darren Bennett, 1997, 1999

Most, Game
11 (5x), Last: D.Bennett, Oct. 11, 1998 at Oak.
10 (10x) Last: D.Kaser, Nov. 12, 2017 at Jax.
9 (14x), Last: D.Kaser, Dec. 24, 2017 at N.Y. Jets

PUNT YARDS

Most Seasons Leading League
1 Paul Maguire, 1962

Most, Career
34,152 Mike Scifres, 2003-15
33,776 Darren Bennett, 1995-2003
21,417 Dennis Partee, 1968-75

Most, Season
4,248 Darren Bennett, 2000
4,174 Darren Bennett, 1998
3,972 Darren Bennett, 1997

Most, Game
522 Darren Bennett, Oct. 11, 1998 at Oakland
493 Mike Scifres, Nov. 18, 2012 at Denver
492 Dennis Partee, Nov. 10, 1974 at Kansas City

Longest Punt
83 JK Scott, Dec. 10, 2023 vs. Denver
82 Paul Maguire, Nov. 19, 1961 vs. Dallas Texans
73 Dennis Partee, Oct. 17, 1971 at Denver

PUNTING AVERAGE

Most Seasons Leading League (min. 50 punts)
1 Darren Bennett, 2000

Highest, Career (minimum 100 punts)
47.4 Drew Kaser, 2016-18
46.5 Ty Long, 2019-21
46.2 JK Scott, 2022-26
45.2 Mike Scifres, 2003-15

Highest, Season (minimum 50 punts)
48.3 Mike Scifres, 2012
48.1 Drew Kaser, 2017
47.9 JK Scott, 2025

Highest, Game (minimum 4 punts)
59.5 Mike Scifres, Oct. 17, 2010 at St. Louis
Darren Bennett, Oct. 1, 1995 at Pittsburgh
57.4 JK Scott, Dec. 10, 2023 vs. Denver
57.3 JK Scott, Oct. 27 2024 vs. New Orleans

PUNT RETURN YARDS

Most Seasons Leading League
1 Leslie "Speedy" Duncan, 1965

Most, Career
2,388 Mike Fuller, 1975-80
1,651 Leslie "Speedy" Duncan, 1964-70
1,407 Darrien Gordon, 1993-96

Most, Season
537 Darrien Gordon, 1996
489 Eric Metcalf, 1997
475 Darrien Gordon, 1994

Most, Game
168 Eric Metcalf, Nov. 2, 1997 at Cincinnati
136 Mike Fuller, Nov. 21, 1976 at Buffalo
133 Andre Coleman, Sept. 17, 1995 at Philadelphia

Longest Return
95t Leslie "Speedy" Duncan, Nov. 24, 1968 vs. NYJ
90t Darrien Gordon, Sept. 25, 1994 at L.A. Raiders
88t Andre Coleman, Sept. 17, 1995 at Philadelphia
Mike Fuller, Oct. 9, 1977 at New Orleans

PUNT RETURN AVERAGE

Most Seasons Leading League (min. 20 ret.)
1 Derius Davis, 2023
Ron Smith, 1973
Leslie "Speedy" Duncan, 1965

Highest, Career (minimum 50 ret.)
13.7 Darrien Gordon, 1993-96
12.9 Derius Davis, 2023-26
12.0 Leslie "Speedy" Duncan, 1964-70
11.3 Mike Fuller, 1975-80

Highest, Season (minimum 20 ret.)
16.0 Derius Davis, 2023
15.5 Leslie "Speedy" Duncan, 1965
14.9 Darrien Gordon, 1996

PUNT RETURN TOUCHDOWNS

Most Seasons Leading League
2 Leslie "Speedy" Duncan, 1965, 1966
1 Derius Davis, 2023
Desmond King, 2018
Eric Metcalf, 1997
Andre Coleman, 1995
Darrien Gordon, 1994
Nate Lewis, 1990
Kitrick Taylor, 1990
Ron Smith, 1973

Most, Career
4 Leslie "Speedy" Duncan, 1964-70
3 Eric Metcalf, 1997
Darrien Gordon, 1993-96
2 (5x) Last: Desmond King, 2017-19

Most, Season
3 Eric Metcalf, 1997
2 (3x) Last: Darrien Gordon, 1994
1 (20x) Last: Derius Davis, 2023

Most, Game
2* Eric Metcalf, Nov. 2, 1997 at Cincinnati
1 (26x) Last: Derius Davis, Nov. 6, 2023 at NYJ

PUNT RETURNS

Most, Career
212 Mike Fuller, 1975-80
138 Leslie "Speedy" Duncan, 1964-70
124 Lionel James, 1984-88

Most, Season
46 Mike Fuller, 1979
45 Eric Metcalf, 1997
39 Mike Fuller, 1978

Most, Game
8 (4x) Last: Leon Johnson, Dec. 7, 2003 at Det.
7 (4x) Last: M.Fuller, Dec. 17, 1978 at Hou. Oilers
6 (9x) Last: J.Herndon, Dec. 20, 2015 vs. Mia.

Most Fair Catches, Season
29 Derius Davis, 2023
25 Travis Benjamin, 2017
24 Kenny Graham, 1969

Most Fair Catches, Game
6 Derius Davis, Dec. 10, 2023 vs. Denver
Phil McConkey, Dec. 17, 1989 at Kansas City
5 Travis Benjamin, Oct. 22, 2017 vs. Denver
Jeff Graham, Sept. 3, 2000 at Oakland
Kenny Graham, Oct. 4, 1969 vs. Cincinnati

KICKOFF RETURN YARDS

Most Seasons Leading League
1 Ronney Jenkins, 2001
Lionel James, 1984
James Brooks, 1982

Most, Career
6,469 Darren Sproles, 2005-10
3,997 Ronney Jenkins, 2000-02
3,914 Andre Coleman, 1994-96

Most, Season
1,541 Ronney Jenkins, 2001
1,531 Ronney Jenkins, 2000
1,528 Darren Sproles, 2005

Most, Game
250 Ronney Jenkins, Nov. 18, 2001 at Oakland
221 Ronney Jenkins, Sept. 10, 2000 vs. N.O.
215 Richard Goodman, Jan. 1, 2012 at Oakland

Longest Return
105t Richard Goodman, Jan. 1, 2012 at Oakland
103t Darren Sproles, Sept. 14, 2008 at Denver
Keith Lincoln, Sept. 16, 1962 vs. Titans of N.Y.
101t Andre Roberts, Jan. 2, 2022 vs. Denver

KICKOFF RETURN AVERAGE

Most Seasons Leading League (min. 10 ret.)
1 Jimmy Warren, 1964

Highest, Career (minimum 75 ret.)
25.3 Leslie "Speedy" Duncan, 1964-70
25.1 Darren Sproles, 2005-10
24.2 Ronney Jenkins, 2000-02

Highest, Season (minimum 10 ret.)
32.8 Andre Roberts, 2021
29.7 Antonio Cromartie, 2006
28.9 Nasir Adderley, 2020

KICKOFF RETURN TOUCHDOWNS

Most Seasons Leading League
2 Anthony Miller, 1988, 1989
1 Richard Goodman, 2011
Ronney Jenkins, 2001
Andre Coleman, 1995
Nate Lewis, 1991
Jamie Holland, 1988
Keith Lincoln, 1962

Most, Career
4 Andre Coleman, 1994-96
3 Ronney Jenkins, 2000-02
2 Darren Sproles, 2005-10
Anthony Miller, 1988-93

Most, Season
2 Ronney Jenkins, 2001
Andre Coleman, 1995
Andre Coleman, 1994
1 (14x) Last: Andre Roberts, 2021

Most, Game
1 (20x) Last: A.Roberts, Jan. 2, 2022 vs. Den.

KICKOFF RETURNS

Most Seasons Leading League
1 Lionel James, 1984
James Brooks, 1982

Most, Career
258 Darren Sproles, 2005-10
166 Andre Coleman, 1994-96
165 Ronney Jenkins, 2000-02

Most, Season
67 Ronney Jenkins, 2000
63 Darren Sproles, 2005
62 Andre Coleman, 1995

Most, Game
8 (5x) Last: Darren Sproles, Oct. 26, 2008 at N.O. in London
7 (14x) Last: D.Davis, Dec. 15, 2024 vs. T.B.
6 (36x) Last: R.Goodman, Jan. 1, 2012 at Oak.

COMBINED KICK & PUNT RETURN YARDS

Most Seasons Leading League
1 James Brooks, 1982
Leslie "Speedy" Duncan, 1965

Most, Career
7,404 Darren Sproles, 2005-10
5,037 Leslie "Speedy" Duncan, 1964-70
4,240 Andre Coleman, 1994-96

Most, Season
1,737 Andre Coleman, 1995
1,636 Darren Sproles, 2005
1,625 Darren Sproles, 2008

COMBINED KICK & PUNT RETURNS

Most Seasons Leading League
1 Leslie "Speedy" Duncan, 1965

Most, Career
372 Darren Sproles, 2005-10
289 Mike Fuller, 1975-80
272 Leslie "Speedy" Duncan, 1964-70

Most, Season
90 Andre Coleman, 1995
81 Darren Sproles, 2005
80 Darren Sproles, 2009

TEAM RECORDS

*NFL Record | †strike-shortened 1982 season

GAMES WON

Most, Season
14 2006
13 2009
12 1961, 1979, 2004, 2018

Fewest, Season
1 2000
2 1973, 1975
4 1962, 1972, 1986, 1991, 1997, 2003, 2015

Most Consecutive
15 Nov. 27, 1960–Dec. 3, 1961
11 (3x) Last: Oct. 25, 2009–Jan. 3, 2010
8 (7x) Last: Oct. 25, 2004–Dec. 13, 2004

Most Consecutive at Home
10 Nov. 5, 1978–Nov. 25, 1979
9 (3x) Last: Sept. 17, 2006–Sept. 9, 2007
8 (4x) Last: Sept. 17, 2006–Dec. 31, 2006

Most Consecutive on Road
11 Oct. 2, 1960–Nov. 12, 1961
6 (4x) Last: Oct. 14, 2018 -Dec. 30, 2018
5 (5x) Last: Oct. 14, 2018 -Dec. 13, 2018

Most Consecutive at Start of Season
11 1961
6 1994
4 1966, 1980, 2002

GAMES LOST

Most, Season
15 2000
12 1975, 1986, 1991, 1997, 2003, 2015, 2023
11 1973, 1998, 2001, 2016, 2019

Fewest, Season
2 1961, 1965, 2006
3 2009, 1963, 1982†
4 1960, 1979, 2004, 2018

Most Consecutive
11 (2x) Last: Sept. 3, 2000–Nov. 19, 2000
9 (5x) Last: Dec. 4, 2016–Oct. 1, 2017
8 (9x) Last: Dec. 4, 2016–Sept. 24, 2017

Most Consecutive at Home
7 Nov. 13, 2016–Oct 1, 2017
6 (2x) Last: Nov. 13, 2016–Sept. 24, 2017
5 (11x) Last: Nov. 12, 2023-Jan. 7, 2024

Most Consecutive on Road
11 Oct. 6, 1985–Oct. 26, 1986
8 (4x) Last: Sept. 3, 2000–Dec. 17, 2000
7 (7x) Last: Nov. 10, 2002–Oct. 5, 2003

Most Consecutive on Road w/o Victory (Ties incl.)
14 Nov. 22, 1970–Nov. 19, 1972

POINTS

Most Seasons Leading League
6 1963, 1965, 1981, 1982, 1985, 2006

Most, Season
492 2006
478 1981
474 2021

Most, Game
58 Dec. 22, 1963 vs. Denver
55 Nov. 22, 1981 at Oakland
Oct. 20, 1968 vs. Denver
54 Nov. 19, 2017 vs. Buffalo

Most Game, Both Teams
98 Dec. 8, 1985 vs. Pittsburgh
93 Dec. 18, 1960 vs. Titans of New York
90 Nov. 12, 2006 at Cincinnati

Most, Half
42 Nov. 12, 2006 at Cincinnati (2nd half)
41 Nov. 5, 1961 vs. Titans of N.Y. (2nd half)
37 Nov. 19, 2017 vs. Buffalo (1st half)

Most, Quarter
28 Nov. 25, 2018 vs. Arizona (2nd quarter)
Nov. 15, 1964 at K.C. (2nd quarter)
Nov. 5, 1961 vs. Titans of N.Y. (3rd quarter)
Sept, 24, 1961 vs. Houston Oilers (2nd quarter)

Most, Quarter, Both Teams
41 Nov. 21, 2021 vs. Pittsburgh (4th quarter)
Oct. 10, 2021 vs. Cleveland (4th quarter)
38 Dec. 26, 2021 at Houston (4th quarter)
Sept. 14, 2008 at Denver (2nd quarter)
Oct. 19, 1986 at Kansas City (2nd quarter)
Oct. 6, 1963 at Denver (2nd quarter)
Oct. 7, 1961 at Boston (2nd quarter)

Fewest, Season
188 1973
189 1975
212 1974

Fewest, Game
0 (29x) Last: Dec. 6, 2020 vs. New England

Most Consecutive Games Not Shutout
240 Nov. 7, 1999–Nov. 2, 2014
114 Oct. 4, 1992–Oct. 24, 1999
105 Sept. 7, 1962–Oct. 26, 1969
98 Nov. 16, 2014–Nov. 29, 2020

TOUCHDOWNS

Most Seasons Leading League
6 1963, 1979, 1981, 1982, 1985, 2006

Most, Season
61 1981
60 1985
59 2006

Most, Game
8 Dec. 8, 1985 vs. Pittsburgh
Nov. 22, 1981 at Oakland
7 (9x) Last: Oct. 10, 2021 vs. Cleveland
6 (37x) Last: Dec. 8, 2019 at Jacksonville

Fewest, Season
22 1973, 1975
23 1998
25 1977, 1999

POINTS AFTER TOUCHDOWN

Most Seasons Leading League
5 1965, 1981, 1982, 1985, 2006

Most, Season
58 2006
55 1981
54 2004

Most, Game
7 (7x) Last: Dec. 28, 2008 vs. Denver
6 (30x) Last: Dec. 8, 2019 at Jacksonville
5 (54x) Last: Nov. 12, 2023 vs. Detroit

Fewest, Season
19 1973, 1998
20 1975
21 1977

TWO-POINT CONVERSIONS

Most Seasons Leading League
4 2008, 2010, 2018, 2021

Most, Season
7 2021
6 2018
3 1994, 2024

Most, Game (since 1994)
2 Dec. 2, 2018 at Pittsburgh
Sept. 9, 2018 vs. Kansas City
Oct. 25, 2015 vs. Oakland
1 (43x) Last: Sept. 28, 2025 at N.Y. Giants

Most Attempts, Season
11 2021
8 2018
7 1994

Most Attempts, Game (since 1994)
3 Dec. 26, 2021 at Houston
Sept. 9, 2018 vs. Kansas City
Sept. 4, 1994 at Denver
2 (7x) Last: Dec. 19, 2024 vs. Denver
1 (54x) Last: Sept. 28, 2025 at N.Y. Giants

FIELD GOALS

Most Seasons Leading League
2 1994, 2009

Most, Season
39 2024
38 2025
34 1994, 2013

Most, Game
6 (3x) Last: Oct. 5, 1997 at Oakland
5 (15x) Last: Dec. 8, 2025 vs. Philadelphia
4 (41x) Last: Jan. 5, 2025 at Las Vegas

Most Attempts, Season
43 2001
42 2024
41 2025

Most Attempts, Game
7 Oct. 8, 1966 at N.Y. Jets
6 (6x) Last: Nov. 19, 2017 vs. Buffalo
5 (32x) Last: Dec. 8, 2025 vs. Philadelphia

Most, Game, Both Teams
9 Dec. 8, 2025 vs. Philadelphia
Sept. 29, 1996 vs. Kansas City
8 Nov. 3, 1996 at Indianapolis
Nov. 9, 1975 vs. New England
7 (18x) Last: Oct. 12, 2025 at Miami

Most Attempts, Game, Both Teams
10 (5x) Last: Dec. 8, 2025 vs. Philadelphia
9 (3x) Last: Dec. 1, 2002 vs. Denver
8 (25x) Last: Oct. 12, 2025 at Miami

Fewest Made, Season
6 1974
10 1976
12 1964, 1970, 1973, 1975

Fewest Attempts, Season
16 1974
19 1970
20 1962, 1976, 1988, 2003

FIRST DOWNS

Most Seasons Leading League (Total)
7 1965, 1969, 1980, 1981, 1982, 1983, 1985

Most, Season
401 2021
380 1985
379 1981

Most, Game
35 Oct. 19, 1986 at Kansas City
34 Nov. 18, 1984 vs. Miami (OT)
Dec. 20, 1982 vs. Cincinnati
33 Nov. 21, 2021 vs. Pittsburgh
Sept. 9, 2018 vs. Kansas City
Sept. 15, 2013 at Philadelphia
Oct. 31, 2004 vs. Oakland

Most, Game, Both Teams
62 Sept. 15, 1985 vs. Seattle
60 Sept. 10, 2023 vs. Miami
58 Dec. 29, 2002 vs. Seattle (OT)
Sept. 22, 1985 at Cincinnati
Nov. 18, 1984 vs. Miami (OT)

Fewest, Season
198 1973, 1975
208 1961
217 1962

Fewest, Game
3 Nov. 30, 1975 at Denver (OT)
5 Nov. 16, 2003 at Denver
Oct. 5, 1970 vs. Oakland
6 Dec. 24, 2000 vs. Pittsburgh
Nov. 22, 1987 at Seattle

Most Seasons Leading League (Rushing)
3 1963, 1965, 2006

Most by Rushing, Season
137 2006
131 2004
127 1965, 1981

Most by Rushing, Game
19 Nov. 27, 1960 vs. Oakland
18 Oct. 3, 1965 vs. Houston Oilers
17 (4x) Last: Sept. 10, 2023 vs. Miami

Fewest by Rushing, Game
0 Dec. 5, 2010 vs. Oakland
Nov. 14, 1999 at Oakland
1 (19x) Last: Dec. 15, 2024 vs. Tampa Bay
2 (55x) Last: Dec. 27, 2025 vs. Houston

Most Seasons Leading League (Passing)
7 1968, 1971, 1980, 1981, 1982, 1983, 1985

Most by Passing, Season
259 1985
256 2021
244 1980

Most by Passing, Game
27 Sept. 15, 1985 vs. Seattle
26 Oct. 18, 2015 at Green Bay
23 Dec. 20, 1982 vs. Cincinnati
Oct. 19, 1980 vs. N.Y. Giants

Fewest by Passing, Season
89 1975
93 1973
110 1961

Fewest by Passing, Game
0 Sept. 20, 1998 at Kansas City
1 Nov. 30, 1975 at Denver (OT)
2 (3x) Last: Nov. 16, 2003 at Denver

Most Seasons Leading League (Penalty)
2 1960, 1970

Most by Penalty, Season
39 2013, 2019
37 2004, 2014
36 2016, 2020

Most by Penalty, Game
7 Oct. 17, 2022 vs. Denver (OT)
Nov. 13, 2016 vs. Tennessee
Nov. 15, 1998 vs. Baltimore
Nov. 30, 1997 vs. Denver
6 (5x) Last: Nov. 30, 2014 at Baltimore
5 (23x) Last: Nov. 21, 2021 vs. Pittsburgh

Fewest by Penalty, Season
11 1975
12 1964
13 1968

NET YARDS GAINED

Most Seasons Leading League
8 1963, 1965, 1980, 1981, 1982, 1983, 1985, 2010

Most, Season
6,744 1981
6,634 2021
6,535 1985

Most, Game
661 Dec. 20, 1982 vs. Cincinnati
593 Nov. 10, 1985 vs. L.A. Raiders
581 Oct. 20, 1968 vs. Denver

Most, Game, Both Teams
1,102 Dec. 20, 1982 vs. Cincinnati
1,057 Oct. 20, 1968 vs. Denver
1,050 Sept. 15, 2013 at Philadelphia

Fewest, Season
3,411 1975
3,622 1973
3,953 1970

Fewest, Game
70 Nov. 2, 1969 at Denver
93 Oct. 5, 1975 vs. Oakland
96 Nov. 16, 2003 at Denver

Most Total Offensive Plays, Season
1,154 1984, 2022
1,135 1980
1,129 1981

Fewest Total Offensive Plays, Season
617 1982†
753 1963
759 1964

RUSHING

Most Seasons Leading League (Attempts)
1 1965

Most Attempts, Season
590 1978
525 2004
522 2006

Most Attempts, Game
58 Nov. 20, 1977 vs. Oakland
53 Dec. 16, 2007 vs. Detroit
Sept. 10, 1978 vs. Oakland
Dec. 3, 1972 vs. Oakland
52 Nov. 27, 1960 vs. Oakland

Fewest Attempts, Season
267 1982†
351 2000
361 1966

Most Seasons Leading League (Yards)
2 1963, 1965

Most Yards, Season
2,578 2006
2,257 1990
2,248 1991

Most Yards, Game
289 Dec. 28, 2008 vs. Denver
287 Oct. 13, 1963 vs. N.Y. Jets
274 Dec. 16, 2007 vs. Detroit

Fewest Yards, Game
2 Dec. 17, 1961 vs. Boston
3 Nov. 19, 1961 vs. Dallas Texans
11 Nov. 20, 1960 vs. Buffalo

Most Seasons Leading League (Touchdowns)
4 1961, 1981, 1982, 2006

Most Touchdowns, Season
32 2006
26 1981
25 1979

Fewest Touchdowns, Season
4 2012, 2015
5 1997
6 2014

Most Touchdowns, Game
5 (4x) Last: Dec. 28, 2008 vs. Denver
4 (22x) Last: Dec. 25, 2009 at Tennessee
3 (49x) Last: Sept. 10, 2023 vs. Miami

RUSHING AVERAGE

Most Seasons Leading League
6 1960, 1963, 1965, 1969, 1991, 2003

Most, Season
5.6 1963
5.1 2003
4.9 2006

Highest, Game
11.69 Sept. 28, 2025 at N.Y. Giants
8.52 Dec. 24, 1967 vs. N.Y. Jets
8.44 Dec. 22, 1963 vs. Denver

PASSING

Most Seasons Leading League (Attempts)
3 1968, 1984, 1985

Most Attempts, Season
711 2022
674 2021
667 2015

Most Attempts, Game
65 Oct. 18, 2015 at Green Bay
Oct. 19, 1986 at Kansas City
64 Jan. 9, 2022 at Las Vegas (OT)
58 Oct. 25, 2015 vs. Oakland
Dec. 22, 1985 at Kansas City

Fewest Attempts, Season
337 1975
338 1982†
349 1974

Fewest Attempts, Game
6 Dec. 19, 2004 at Cleveland
10 Dec. 18, 1988 vs. Kansas City
11 (2x) Last: Oct. 28, 2007 vs. Houston

Most Seasons Leading League (Completions)
3 1983, 1984, 1985

Most Completions, Season
485 2022
443 2021
442 2015

Most Completions, Game
43 Oct. 18, 2015 at Green Bay
41 Sept. 24, 2023 at Minnesota
39 Dec. 11, 2022 vs. Miami

Fewest Completions, Game
1 at Kansas City Sept. 20, 1998
3 vs. Oakland Oct. 5, 1975
4 at Cleveland Dec. 19, 2004
vs. Kansas City Nov. 2, 1986

Most Seasons Leading League (Net Yards)
11 1965, 1968, 1971, 1978, 1979, 1980, 1981, 1982, 1983, 1985, 2017

Most Net Yards Gained, Season
4,870 1985
4,800 2021
4,739 1981

Most Net Yards Gained, Game
494 Sept. 15, 1985 vs. Seattle
488 Oct. 18, 2015 at Green Bay
486 Dec. 20, 1982 vs. Cincinnati

Fewest Net Yards Gained, Season
1,610 1975
1,808 1973
2,244 1977

Fewest Net Yards Gained, Game
–22 Oct. 5, 1975 vs. Oakland
–19 Sept. 20, 1998 at Kansas City
7 Sept. 16, 1973 at Washington

Most Seasons Leading League (Touchdowns)
5 1971, 1981, 1982, 1985, 2008

Most Touchdowns, Season
38 2021
37 1985
34 1981, 2008

Fewest Touchdowns, Season
7 1975
9 1973
11 1977, 1988, 1998

Most Touchdowns, Game
7* Nov. 22, 1981 at Oakland
5 (9x) Last: Oct. 31, 2004 vs. Oakland
4 (35x) Last: Nov. 12, 2023 vs. Detroit

Most Seasons Leading League (Fewest INTs)
3 1966, 2004, 2024

Most Had Intercepted, Season
34 1962, 1998
33 1968, 1983, 1986
30 1964, 1973, 1978, 1985, 2000

Most Had Intercepted, Game
7 Dec. 13, 1998 at Seattle
Dec. 8, 1968 vs. Kansas City
6 (6x) Last: Oct. 24, 1999 vs. Green Bay
5 (14x) Last: Dec. 27, 1987 at Denver

Fewest Had Intercepted, Season
3 2024
8 2004, 2023
9 2006

SACKED ATTEMPTING TO PASS

Most Seasons Leading League (Least Sacked)
5 1963, 1964, 1967, 1968, 2017

Most Times, Season
60 2025
57 1970
53 2000

Fewest Times, Season
11 1967
12 1982†
18 1968, 2017

Most Times Sacked Opponent, Season
62 1986
61 2006
60 1980

Most Times Sacked Opponent, Game
11 Dec. 23, 2012 at N.Y. Jets
Nov. 16, 1986 vs. Dallas
10 Sept. 24, 1978 vs. Green Bay
9 (5x) Last: Dec. 24, 2016 at Cleveland

INTERCEPTIONS

Most Seasons Leading League (Interceptions)
3 1961, 2007, 2016

Most, Season
49* 1961
31 1969
30 1964, 2007

Most, Game
6 (6x) Last: Nov. 11, 2007 vs. Indianapolis
5 (9x) Last: Nov. 19, 2017 vs. Buffalo
4 (32x) Last: Dec. 8, 2025 vs. Philadelphia

Most, Game, Both Teams
10 Dec. 13, 1998 at Seattle
9 Sept. 21, 1980 at Denver
Nov. 1, 1964 at Oakland
8 (11x) Last: Nov. 11, 2007 vs. Indianapolis

Fewest, Season
7 2014
9 1970, 2023
10 2005

Most Consecutive Games
46* 1960–63

Most Seasons Leading League (Return Yards)
2 1961, 1964

Most Yards Returned, Season
929* 1961
562 1979
499 1984

Most Yards Returned, Game
194 Sept. 24, 1961 vs. Houston Oilers
174 Oct. 29, 1961 vs. Denver
171 Nov. 18, 1979 vs. Pittsburgh

Fewest Yards Returned, Season
31 2023
65 2014
90 1970

Most Seasons Leading League (Return TDs)
1 1961

Most Touchdowns by Returns, Season
9* 1961
5 2012
4 1984, 2000

Most Touchdowns by Returns, Game
2 Nov. 28, 2010 at Indianapolis
Oct. 29, 1961 vs. Denver
1 (94x) Last: Dec. 1, 2024 at Atlanta

PUNTS

Most, Season
95 1998
92 2000
90 1997

Most, Game
11 (5x) Last: Oct. 11, 1998 at Oakland
10 (11x) Last: Nov. 12, 2017 at Jacksonville
9 (12x) Last: Dec. 24, 2017 at N.Y. Jets

Fewest, Season
23 1982†
45 1972
47 2011

Fewest, Game
0 (9x) Last: Oct. 23, 2025 vs. Minnesota
1 (41x) Last: Dec. 21, 2025 at Dallas
2 (90x) Last: Nov. 30, 2025 vs. Las Vegas

Fewest, Game, Both Teams
1 (3x) Last: Sept. 19, 2021 vs. Dallas
2 (10x) Last: Dec. 21, 2025 at Dallas
3 (20x) Last: Oct. 19, 2025 vs. Indianapolis

PUNT YARDS

Most Seasons Leading League (Yards)
1 1962

Most, Season
4,248 2000
4,174 1998
3,972 1997

Most, Game
522 Oct. 11, 1998 at Oakland
493 Nov. 18, 2012 at Denver
492 Nov. 10, 1974 at Kansas City

Fewest, Season
868 1982†
1,813 1972
2,123 2021

Most Seasons Leading League (Average)
4 1960, 1969, 1987, 2000

Highest Average, Season
48.1 2017
47.9 2025
47.5 2011

Lowest Average, Season
36.3 1978
36.5 1979
36.8 1975

PUNT RETURNS

Most Seasons Leading League (Returns)
1 1965

Most, Season
57 1978
52 1979
49 2003

Most, Game
8 (4x) Last: Dec. 7, 2003 at Detroit
7 (7x) Last: Dec. 7, 1978 at Houston
6 (13x) Last: Dec. 20, 2015 vs. Miami

Fewest, Season
12 1982†
18 2021
20 2015

Most Seasons Leading League (Fair Catches)
4 1968, 1969, 1991, 2024

Most Fair Catches, Season
32 1969
31 2024
29 2023

Most Fair Catches, Game
6 (3x) Last: Dec. 10, 2023 vs. Denver
5 (3x) Last: Sept. 3, 2000 at Oakland
4 (16x) Last: Sept. 21, 2025 vs. Denver

Fewest Fair Catches, Season
0 1960, 1961, 1962, 1963, 1964, 1965, 1975
1 1976
3 1977

PUNT RETURN YARDS

Most Seasons Leading League (Return Yards)
1 1965

Most, Season
590 1978
559 1996
542 1998

Most, Game
168 Nov. 2, 1997 at Cincinnati
151 Sept. 20, 1965 vs. Kansas City
139 Nov. 5, 1961 vs. Titans of N.Y.

Fewest, Season
84 2015
100 2020
107 2021

Most Seasons Leading League (Average)
3 1965, 1966, 1973

Highest Average, Season
16.0 2023
15.5 1961
14.7 1996

Lowest Average, Season
4.2 2015
5.4 2019
5.6 1970, 2020

PUNT RETURN TOUCHDOWNS

Most Seasons Leading League
8 1965, 1973, 1990, 1994, 1995, 1997, 2018, 2023

Most, Season
3 1997
2 1965, 1973, 1990, 1994
1 (17x) Last: 2023

Most, Game
2* Nov. 2, 1997 at Cincinnati
1 (26x) Last: Nov. 6, 2023 at N.Y. Jets

KICKOFF RETURNS

Most Seasons Leading League
2 1982, 2003

Most, Season
84 2003
83 2000
75 1997

Most, Game
9 (7x) Last: Nov. 3, 2002 vs. N.Y. Jets
8 (15x) Last: Oct. 26, 2008 at N.O. in London
7 (53x) Last: Dec. 8, 2025 vs. Philadelphia

Most, Game, Both Teams
17 Dec. 8, 1985 vs. Pittsburgh
16 Dec. 18, 1960 vs. Titans of New York
15 (3x) Last: Oct. 2, 1983 at N.Y. Giants

KICKOFF RETURN YARDS

Most Seasons Leading League (Return Yards)
1 1962

Most, Season
1,804 2003
1,792 2000
1,716 2001

Most, Game
269 Nov. 18, 2001 at Oakland
242 Oct. 21, 1973 vs. Atlanta
232 Dec. 13, 1964 vs. Kansas City

Fewest, Season
390 2023
474 2017
508 2016

Most Seasons Leading League (Average)
3 1988, 1990, 2001

Highest Average, Season
27.6 2024
26.0 2001
25.6 2011

Lowest Average, Season
16.5 1961
17.5 1986
18.0 1992

KICKOFF RETURN TOUCHDOWNS

Most Seasons Leading League
6 1988, 1989, 1991, 1995, 2001, 2011

Most, Season
2 1988, 1994, 1995, 2001
1 1962, 1985, 1989, 1991, 1997, 2000, 2004, 2007, 2008, 2011, 2012, 2021

Most, Game
1 (20x) Last: Jan. 2, 2022 vs. Denver

PENALTIES

Most, Season
137 1998
129 1997
128 1981

Most, Game
19 Nov. 16, 1997 at Kansas City
16 Nov. 15, 1998 vs. Baltimore
15 Nov. 3, 1997 at Indianapolis

Fewest, Season
63 1969
64 1982†
68 1966

Fewest, Game
0 (5x) Last: Oct. 9, 2011 at Denver
1 (31x) Last: Jan. 7, 2024 vs. Kansas City
2 (42x) Last: Dec. 19, 2024 vs. Denver

Most Seasons Leading League (Fewest Penalty Yds)
1 1976

Most Yards, Season
1,229 1998
1,101 1997
1,039 1988

Most Yards, Game
148 Oct. 13, 1963 vs. N.Y. Jets
146 Nov. 15, 1998 vs. Baltimore
Nov. 16, 1997 at Kansas City
138 Nov. 16, 1981 at Seattle

FUMBLES

Most Seasons Leading League (Fewest Fumbles)
4 1963, 1966, 1993, 2021

Most, Season
44 1985
42 1983
40 1972, 1973, 1980

Most, Game
9 Sept. 24, 1978 vs. Green Bay
7 Sept. 30, 1973 vs. Cincinnati
6 (6x) Last: Sept. 20, 2026 vs. Las Vegas

Most by Opponent, Game
9 Nov. 15, 1964 at Kansas City
7 (3x) Last: Sept. 9, 2001 vs. Washington
6 (6x) Last: Dec. 9, 1995 vs. Arizona

Most, Game, Both Teams
11 (3x) Last: Oct. 13, 1985 vs. Kansas City
10 (5x) Last: Nov. 25, 1990 vs. Seattle
9 (7x) Last: Sept. 9, 2001 vs. Washington

Fewest, Season
10 2021
13 1993
14 2009, 2013

Most Seasons Leading League (Fewest Lost Fum.)
5 1963, 1966, 1970, 1979, 1993

Most Lost, Season
22 1980, 1981, 1983
21 1973, 1978
20 1972, 1987, 2000

Most Lost, Game
6 Sept. 24, 1978 vs. Green Bay
4 (11x) Last: Dec. 14, 2023 at Las Vegas
3 (41x) Last: Nov. 26, 2023 vs. Baltimore

Most Own Recovered, Season
25 1985
21 1979
20 1972, 1973, 1975, 1983

Most Own Recovered, Game
5 (6x) Last: Sept. 20, 2026 vs. Las Vegas
4 (7x) Last: Sept. 14, 2014 vs. Seattle
3 (43x) Last: Nov. 6, 2023 at N.Y. Jets

Fewest Own Recovered, Season
3 2021
4 1963, 2013
7 1989, 2009

Most Opponents Recovered, Season
22 1986
18 1973, 1979, 1980, 1981, 2007
17 1960, 1961, 1963, 1983, 1984

Fewest Opponents Recovered, Season
3 2019
4 2011, 2025
5 1963

POINTS ALLOWED

Most Seasons Leading League (Fewest Points)
3 1961, 1963, 2024

Most, Season
462 1983
459 2021
441 2003

Most, Game
63 Dec. 14, 2023 at Las Vegas
57 Oct. 1, 2000 at St. Louis
52 Nov. 25, 1984 at Pittsburgh

Most, Quarter
31 Dec. 8, 1963 at Oakland (4th quarter)
30 Nov. 20, 1983 at St. Louis Cardinals (2nd quarter)
28 (5x) Last: Nov. 28, 1999 at Min. (2nd quarter)

Fewest, Season
205 1977
219 1961
221 1982†

Fewest, Game
0 (19x) Last: Dec. 3, 2023 at New England
3 (18x) Last: Sept. 15, 2024 at Carolina
6 (20x) Last: Nov. 6, 2023 at N.Y. Jets

FIRST DOWNS ALLOWED

Most Seasons Leading League (Fewest Total)
1 2010

Most, Season
383 2021
365 1981
364 1985

Most, Game
34 Sept. 14, 2008 at Denver
Dec. 29, 2002 vs. Seattle
Nov. 19, 2000 at Denver
33 Sept. 26, 2021 at Kansas City
Sept. 23, 2018 at L.A. Rams
Nov. 23, 2003 vs. Cincinnati
32 Oct. 4, 2009 at Pittsburgh

Fewest, Season
190 1965
196 1982†
224 1962

Fewest, Game
5 Dec. 12, 2010 vs. Kansas City
Sept. 19, 1976 at Tampa Bay
6 Oct. 11, 1998 at Oakland
Oct. 22, 1961 at Oakland
7 (6x) Last: Sept. 15, 2024 at Carolina

Most by Rushing, Season
154 1975
144 2021
143 1971

Most by Rushing, Game
19 (3x) Last: Nov. 22, 1987 at Seattle
17 Sept. 23, 1962 vs. Houston
16 (3x) Last: Nov. 16, 2025 at Jacksonville

Fewest by Rushing, Season
54 1965
65 1982†
71 1969

Fewest by Rushing, Game
0 (5x) Last: Nov. 28, 2010 at Indianapolis
1 (27x) Last: Nov. 30, 2025 vs. Las Vegas
2 (48x) Last: Sept. 20, 2026 vs. Las Vegas

Most Seasons Leading League (Fewest Passing)
1 2014

Most by Passing, Season
218 1985
216 1981
213 2008

Most by Passing, Game
24 Nov. 19, 2000 at Denver
23 Sept. 10, 2023 vs. Miami
Sept. 18, 2011 at New England
22 (4x) Last: Nov. 15, 2009 vs. Philadelphia

Fewest by Passing, Season
105 1977
114 1971
116 1965

Fewest by Passing, Game
1 (3x) Last: Dec. 28, 2003 vs. Oakland
2 (6x) Last: Dec. 19, 2004 at Cleveland
3 (13x) Last: Sept. 15, 2024 at Carolina

Most Seasons Leading League (Fewest Penalty)
1 1992

Most by Penalty, Season
41 2000, 2004, 2014
40 2021
35 1981, 1997, 1998

Most by Penalty, Game
7 Sept. 24, 2023 at Minnesota
Nov. 5, 2006 vs. Cleveland
6 (9x) Last: Sept. 24, 2017 vs. Kansas City
5 (23x) Last: Jan. 9, 2022 at Las Vegas (OT)

Fewest by Penalty, Season
12 1982†
13 1969, 1992
14 1976

NET YARDS ALLOWED

Most Seasons Leading League (Fewest Net Yards)
4 1961, 1965, 1998, 2010

Most, Season
6,265 1985
6,170 2023
6,136 1981

Most, Game
614 Oct. 1, 2000 at St. Louis
591 Dec. 29, 2002 vs. Seattle
553 Sept. 22, 1996 at Oakland

Fewest, Season
3,253 1982†
3,268 1965
3,652 1977

Fewest, Game
58 Oct. 22, 1961 at Oakland
67 Dec. 12, 2010 vs. Kansas City
99 Nov. 1, 1992 vs. Indianapolis

RUSHING ALLOWED

Most Seasons Leading League (Fewest Att.)
3 1965, 1979, 2004

Most Attempts, Season
606 1975
559 1973
552 1983

Most Attempts, Game
61 Oct. 25, 1981 at Chicago (OT)
60 Nov. 30, 1975 at Denver (OT)
59 Sept. 18, 1977 at Oakland

Fewest Attempts, Season
230 1982†
306 1965
355 2004

Fewest Attempts, Game
9 Dec. 16, 2007 vs. Detroit
Sept. 7, 1986 vs. Miami
10 (2x) Last: Sept. 16, 2012 vs. Tennessee
11 (7x) Last: Oct. 23, 2025 vs. Minnesota

Most Seasons Leading League (Fewest Yards)
3 1965, 1998, 2005

Most Yards, Season
2,478 2022
2,442 1975
2,403 1966

Most Yards, Game
378 Nov. 4, 2007 at Minnesota
355 Dec. 20, 2014 at San Francisco
328 Nov. 30, 1975 at Denver (OT)

Fewest Yards, Season
961 1982†
1,094 1965
1,140 1998

Fewest Yards, Game
2 Oct. 22, 1961 at Oakland
11 Dec. 17, 2000 at Carolina
13 Oct. 5, 1997 at Oakland

Most Seasons Leading League (Fewest TDs)
3 1961, 1963, 2024

Most Touchdowns, Season
26 1983
25 1971, 1981, 1985
23 1973, 1984

Fewest Touchdowns, Season
7 1961, 1965, 2024
8 1999, 2011
10 (12x) Last: 2012

Most Touchdowns, Game
5 Oct. 21, 1973 vs. Atlanta
Sept. 18, 1960 at Houston
4 (12x) Last: Nov. 16, 2024 at Jacksonville
3 (52x) Last: Oct. 19, 2025 vs. Indianapolis

PASSING ALLOWED

Most Seasons Leading League (Fewest Att.)
2 1966, 2019

Most Attempts, Season
636 1996
607 2002, 2004
605 2008

Most Attempts, Game
61 Sept. 20, 1987 vs. St. Louis
58 (2x) Last: Oct. 3, 2004 vs. Tennessee
57 (2x) Last: Sept. 22, 1996 at Oakland

Fewest Attempts, Season
330 1977
341 1973
342 1982†

Fewest Attempts, Game
7 Nov. 6, 1977 at Detroit
12 (2x) Last: Dec. 10, 1972 at Denver
13 (4x) Last: Oct. 4, 1987 at Cincinnati

Most Seasons Leading League (Fewest Cmp.)
1 1966

Most Completions, Season
411 2008
389 2023
375 2002

Most Completions, Game
40 Dec. 20, 1982 vs. Cincinnati
39 Oct. 3, 2004 vs. Tennessee
37 Oct. 9, 1994 Kansas City

Fewest Completions, Season
170 1966
172 1977
177 1973

Fewest Completions, Game
3 Sept. 19, 1976 at Tampa Bay
5 (5x) Last: Oct. 4, 1987 at Cincinnati
6 (6x) Last: Dec. 28, 2003 vs. Oakland

Most Seasons Leading League (Fewest Net Yds)
4 1961, 1964, 1965, 2010

Most Net Yards, Season
4,311 1981
4,295 2002
4,293 1985

Most Net Yards, Game
466 Sept. 10, 2023 vs. Miami
453 Nov. 10, 2002 at St. Louis
451 Oct. 1, 2000 at St. Louis

Fewest Net Yards, Season
1,725 1977
2,155 1966
2,174 1965

Fewest Net Yards, Game
–13 Oct. 4, 1987 at Cincinnati
-4 Sept. 19, 1976 at Tampa Bay
0 Dec. 28, 2003 vs. Oakland
Dec. 6, 1970 vs. Cincinnati

Most Seasons Leading League (Fewest TDs)
4 1963, 1965, 1966, 1979

Most Touchdowns, Season
36 2003
33 2000
31 1997

Most Touchdowns, Game
5 (9x) Last: Dec. 14, 2023 at Las Vegas
4 (32x) Last: Dec. 15, 2024 vs. Tampa Bay
3 (118x) Last: Sept. 20, 2026 vs. Las Vegas

Fewest Touchdowns, Season
10 1982†
11 1979
13 1966, 1970, 1974

PUNT RETURNS ALLOWED

Most Seasons Leading League (Fewest Returns)
7 1960, 1963, 1966, 1967, 1968, 1982, 2004

Most by Opponents, Season
56 1988
51 1996, 2000
49 1998

Fewest by Opponents, Season
7 1982†
16 1968
17 1960, 1972

Most Yards by Opponents, Season
722 2000
612 1996
601 1976

Most Yards by Opponent, Game
160 Sept. 13, 2010 at Kansas City
150 Dec. 27, 1987 at Denver
145 Dec. 6, 2020 vs. New England

KICKOFF RETURNS ALLOWED

Most Seasons Leading League (Fewest Returns)
1 1975

Most by Opponent, Season
90 2006
88 1981
87 2009

Fewest by Opponent, Season
11 2023
15 2022
21 2016

Most by Opponent, Game
10 (4x) Last: Dec. 16, 2007 vs. Detroit
9 (7x) Last: Nov. 28, 2010 at Indianapolis
8 (25x) Last: Nov. 24, 2013 at Kansas City

CAREER TOP-10

RUSHING YARDS

1. LaDainian Tomlinson, 2001-09 12,490
2. Paul Lowe, 1960-68 4,972
3. Austin Ekeler, 2017-23 4,355
4. Marion Butts, 1989-93 4,297
5. Melvin Gordon, 2015-19 4,240
6. Ryan Mathews, 2010-14 4,061
7. Natrone Means, 1993-95, 98-99 3,885
8. Chuck Muncie, 1980-84 3,309
9. Don Woods, 1974-80 2,858
10. Keith Lincoln, 1961-66, 68 2,698

RUSHING TOUCHDOWNS

1. LaDainian Tomlinson, 2001-09 138
2. Chuck Muncie, 1980-84 43
3. Austin Ekeler, 2017-23 39
4. Paul Lowe, 1960-68 38
5. Melvin Gordon, 2015-19 36
6. Natrone Means, 1993-95, 98-99 34
7. Marion Butts, 1989-93 31
8. Ryan Mathews, 2010-14 23
9. Mike Tolbert, 2008-11 20
10. Tim Spencer, 1985-90 19

RUSHING ATTEMPTS

1. LaDainian Tomlinson, 2001-09 2,880
2. Melvin Gordon, 2015-19 1,059
3. Marion Butts, 1989-93 1,031
4. Paul Lowe, 1960-68 1,015
5. Natrone Means, 1993-95, 98-99 1,013
6. Austin Ekeler, 2017-23 990
7. Ryan Mathews, 2010-14 923
8. Chuck Muncie, 1980-84 773
9. Don Woods, 1974-80 713
10. Keith Lincoln, 1961-66, 68 573

TOTAL YARDS FROM SCRIMMAGE

1. LaDainian Tomlinson, 2001-09 16,445
2. Antonio Gates, 2003-18 11,841
3. Keenan Allen, 2013-23, 25 11,420
4. Lance Alworth, 1962-70 9,721
5. Charlie Joiner, 1976-86 9,191
6. Austin Ekeler, 2017-23 8,239
7. Gary Garrison, 1966-76 7,562
8. Kellen Winslow, 1979-87 6,741
9. Wes Chandler, 1981-87 6,197
10. Melvin Gordon, 2015-19 6,113

PASSING YARDS

1. Philip Rivers, 2004-19 59,271
2. Dan Fouts, 1973-87 43,040
3. John Hadl, 1962-72 26,938
4. **Justin Herbert, 2020-26 ..... 25,447**
5. Stan Humphries, 1992-97 16,085
6. Drew Brees, 2001-05 12,348
7. Jack Kemp, 1960-62 5,996
8. Doug Flutie, 2001-04 4,901
9. John Friesz, 1990-93 4,396
10. Jim Harbaugh, 1999-2000 4,177

TOUCHDOWN PASSES

1. Philip Rivers, 2004-19 397
2. Dan Fouts, 1973-87 254
3. John Hadl, 1962-72 201
4. **Justin Herbert, 2020-26 ..... 166**
5. Stan Humphries, 1992-97 85
6. Drew Brees, 2001-05 80
7. Jack Kemp, 1960-62 37
8. Tobin Rote, 1963-64 29
9. Doug Flutie, 2001-04 25
10. Billy Joe Tolliver, 1989-90 21

PASS ATTEMPTS

1. Philip Rivers, 2004-19 7,591
2. Dan Fouts, 1973-87 5,604
3. John Hadl, 1962-72 3,640
4. **Justin Herbert, 2020-26 ..... 3,526**
5. Stan Humphries, 1992-97 2,350
6. Drew Brees, 2001-05 1,809
7. Jack Kemp, 1960-62 815
8. John Friesz, 1990-93 747
9. Doug Flutie, 2001-04 737
10. Jim Harbaugh, 1999-2000 636

PASS COMPLETIONS

1. Philip Rivers, 2004-19 4,908
2. Dan Fouts, 1973-87 3,297
3. **Justin Herbert, 2020-26 ..... 2,337**
4. John Hadl, 1962-72 1,824
5. Stan Humphries, 1992-97 1,335
6. Drew Brees, 2001-05 1,125
7. Doug Flutie, 2001-04 408
8. John Friesz, 1990-93 401
9. Jack Kemp, 1960-62 389
10. Jim Harbaugh, 1999-2000 372

PASSES INTERCEPTED

1. Dan Fouts, 1973-87 242
2. John Hadl, 1962-72 211
3. Philip Rivers, 2004-19 198
4. Stan Humphries, 1992-97 73
5. **Justin Herbert, 2020-26 ..... 62**
6. Drew Brees, 2001-05 53
7. Jack Kemp, 1960-62 49
8. Ryan Leaf, 1998-2000 33
9. Tobin Rote, 1963-64 32
10. Craig Whelihan, 1995-98 29

RECEIVING YARDS

1. Antonio Gates, 2003-18 11,841
2. Keenan Allen, 2013-23, 25 11,307
3. Lance Alworth, 1962-70 9,584
4. Charlie Joiner, 1976-86 9,203
5. Gary Garrison, 1966-76 7,533
6. Kellen Winslow, 1979-87 6,741
7. Wes Chandler, 1981-87 6,132
8. Anthony Miller, 1988-93 5,582
9. Malcom Floyd, 2004-15 5,550
10. Mike Williams, 2017-23 4,806

RECEIVING TOUCHDOWNS

1. Antonio Gates, 2003-18 116
2. Lance Alworth, 1962-70 81
3. Keenan Allen, 2013-23, 25 63
4. Gary Garrison, 1966-76 58
5. Charlie Joiner, 1976-86 47
6. Kellen Winslow, 1979-87 45
7. Wes Chandler, 1981-87 41
8. Vincent Jackson, 2005-11 37
   Anthony Miller, 1988-93 37
10. John Jefferson, 1978-80 36

RECEPTIONS

1. Keenan Allen, 2013-23, 25 985
2. Antonio Gates, 2003-18 955
3. Charlie Joiner, 1976-86 586
4. Kellen Winslow, 1979-87 541
5. LaDainian Tomlinson, 2001-09 530
6. Lance Alworth, 1962-70 493
7. Austin Ekeler, 2017-23 440
8. Gary Garrison, 1966-76 404
9. Ronnie Harmon, 1990-95 377
10. Anthony Miller, 1988-93 374

QUARTERBACK SACKS

1. Leslie O'Neal, 1986, 1988-95 ..... 105.5
2. Joey Bosa, 2016-24 ..... 72.0
3. Shaun Phillips, 2004-12 ..... 69.5
4. Gary Johnson, 1975-84 ..... 67.0
5. Lee Williams, 1984-90 ..... 65.5
6. Fred Dean, 1975-81 ..... 53.5
7. Melvin Ingram, 2012-20 ..... 49.0
8. Junior Seau, 1990-2002 ..... 47.0
9. Raylee Johnson, 1993-2003 ..... 46.0
10. Shawne Merriman, 2005-09 ..... 43.5
    Leroy Jones, 1976-83 ..... 43.5

INTERCEPTIONS

1. Gill Byrd, 1983-92 42
2. Dick Harris, 1960-65 29
3. Rodney Harrison, 1994-2002 26
4. Kenny Graham, 1964-69 25
5. Mike Williams, 1975-82 24
6. Joe Beauchamp, 1966-75 23
7. Quentin Jammer, 2002-12 21
   Woodrowe Lowe, 1976-86 21
   Bob Howard, 1967-74 21
   Leslie "Speedy" Duncan, 1964-70 21

INTERCEPTION RETURN YARDS

1. Gill Byrd, 1983-92 546
2. Charlie McNeil, 1960-64 502
3. Kenny Graham, 1964-69 477
4. Joe Beauchamp, 1966-75 433
5. Dick Harris, 1960-65 413
6. Rodney Harrison, 1994-2002 345
7. Woodrowe Lowe, 1976-86 343
8. Darren Carrington, 1991-94 337
9. Leslie "Speedy" Duncan, 1964-70 322
10. Glen Edwards, 1978-81 309

INTERCEPTION TOUCHDOWNS

1. Kenny Graham, 1964-69 5
   Dick Harris, 1960-65 5
3. Woodrowe Lowe, 1976-86 4
4. Eric Weddle, 2007-13 3
   Joe Beauchamp, 1966-75 3
6. Desmond King, 2017-20 2
   Shaun Phillips, 2004-12 2
   Demorrio Williams, 2012 2
   Antonio Cromartie, 2006-09 2
   Clinton Hart, 2004-09 2
   Donnie Edwards, 2002-06 2
   Rodney Harrison, 1994-2002 2
   Stanley Richard, 1991-94 2
   Donald Frank, 1990-93 2
   Gill Byrd, 1983-92 2
   Gary Johnson, 1975-84 2
   Leslie "Speedy" Duncan, 1964-70 2
   Earl Faison, 1961-66 2
   Charlie McNeil, 1960-64 2
   Bob Laraba, 1960-61 2

TOUCHDOWNS SCORED

1. LaDainian Tomlinson, 2001-09 153
2. Antonio Gates, 2003-18 116
3. Lance Alworth, 1962-70 83
4. Austin Ekeler, 2017-23 69
5. Keenan Allen, 2013-23, 25 64
6. Gary Garrison, 1966-76 58
7. Melvin Gordon, 2015-19 47
   Charlie Joiner, 1976-86 47
9. Paul Lowe, 1960-68 46
10. Kellen Winslow, 1979-87 45
    Chuck Muncie, 1980-84 45

POINTS SCORED

1. John Carney, 1990-2000 1,076
2. LaDainian Tomlinson, 2001-09 918
3. Nate Kaeding, 2004-12 889
4. Rolf Benirschke, 1977-86 766
5. Antonio Gates, 2003-18 700
6. **Cameron Dicker, 2022-26 ..... 519**
7. Nick Novak, 2011-14, 17 503
8. Lance Alworth, 1962-70 500
9. Austin Ekeler, 2017-23 418
10. Keenan Allen, 2013-23, 25 388

FIELD GOALS

1. John Carney, 1990-2000 261
2. Nate Kaeding, 2004-12 180
3. Rolf Benirschke, 1977-86 146
4. **Cameron Dicker, 2022-26 ..... 130**
5. Nick Novak, 2011-14, 17 110
6. Dennis Partee, 1968-75 71
7. Michael Badgley, 2018-20 52
   Josh Lambo, 2015-16 52
9. George Blair, 1961-64 50
10. Steve Christie, 2001-03 42

FIELD GOAL ATTEMPTS

1. John Carney, 1990-2000 320
2. Rolf Benirschke, 1977-86 208
3. Nate Kaeding, 2004-12 207
4. **Cameron Dicker, 2022-26 ..... 141**
5. Nick Novak, 2011-14, 17 130
6. Dennis Partee, 1968-75 121
7. George Blair, 1961-64 80
8. Ray Wersching, 1973-76 68
9. Michael Badgley, 2018-20 65
10. Josh Lambo, 2015-16 64

KICKOFF RETURN YARDS

1. Darren Sproles, 2005-10 6,469
2. Ronney Jenkins, 2000-02 3,997
3. Andre Coleman, 1994-96 3,914
4. Leslie "Speedy" Duncan, 1964-70 3,386
5. James Brooks, 1981-83 2,305
6. Kenny Bynum, 1997-2000 2,182
7. Lionel James, 1984-88 2,094
8. Nate Lewis, 1990-93 2,047
9. Artie Owens, 1976-79 1,998
10. Tim Dwight, 2001-04 1,876

KICKOFF RETURN TOUCHDOWNS

1. Andre Coleman, 1994-96 4
2. Ronney Jenkins, 2000-02 3
3. Darren Sproles, 2005-10 2
   Anthony Miller, 1988-93 2
5. Andre Roberts, 2021 1
   Micheal Spurlock, 2012 1
   Tim Dwight, 2001-04 1
   Richard Goodman, 2010-11 1
   Rodney Harrison, 1994-2002 1
   Nate Lewis, 1990-93 1
   Jamie Holland, 1987-89 1
   Gary Anderson, 1985-88 1
   Keith Lincoln, 1960-66 1

KICKOFF RETURNS

1. Darren Sproles, 2005-10 258
2. Andre Coleman, 1994-96 166
3. Ronney Jenkins, 2000-02 165
4. Leslie "Speedy" Duncan, 1964-70 134
5. Kenny Bynum, 1997-2000 107
6. James Brooks, 1981-83 105
7. Lionel James, 1984-88 99
8. Nate Lewis, 1990-93 92
9. Artie Owens, 1976-79 88
10. Tim Dwight, 2001-04 80

PUNT RETURN YARDS

1. Mike Fuller, 1975-80 2,388
2. Leslie "Speedy" Duncan, 1964-70 1,651
3. Darrien Gordon, 1993-94, 96 1,407
4. Lionel James, 1984-88 1,193
5. Darren Sproles, 2005-10 935
6. Eric Parker, 2002-06 881
7. **Derius Davis, 2023-26 ..... 711**
8. James Brooks, 1981-83 565
9. Tim Dwight, 2001-04 508
10. Eric Metcalf, 1997 489

PUNT RETURN TOUCHDOWNS

1. Leslie "Speedy" Duncan, 1964-70 4
2. Eric Metcalf, 1997 3
   Darrien Gordon, 1993-94, 96 3
4. Desmond King, 2017-20 2
   Darren Sproles, 2005-10 2
   Lionel James, 1984-88 2
   Mike Fuller, 1975-80 2
   Ron Smith, 1973 2
9. **Derius Davis, 2023-26 ..... 1**
   Travis Benjamin, 2017-19 1
   Micheal Spurlock, 2012 1
   Tim Dwight, 2001-04 1
   Andre Coleman, 1994-96 1
   Nate Lewis, 1990-93 1
   Kitrick Taylor, 1990-91 1
   Keith Lincoln, 1961-68 1

PUNT RETURNS

1. Mike Fuller, 1975-80 212
2. Leslie "Speedy" Duncan, 1964-70 138
3. Lionel James, 1984-88 124
4. Darren Sproles, 2005-10 114
5. Eric Parker, 2002-06 105
6. Darrien Gordon, 1993-94, 96 103
7. **Derius Davis, 2023-26 ..... 55**
8. James Brooks, 1981-83 52
9. Desmond King, 2017-20 51
10. Tim Dwight, 2001-04 46

SEASONS

1. David Binn, 1994-2010 17
2. Philip Rivers, 2004-16 16
   Antonio Gates, 2003-18 16
3. Dan Fouts, 1973-87 15
   Russ Washington, 1968-82 15
6. Doug Wilkerson, 1971-84 14
   Don Macek, 1976-89 14
8. Mike Scifres, 2003-15 13
   Junior Seau, 1990-2002 13
10. Keenan Allen, 2013-23, 25 12
    Jamal Williams, 1998-2009 12

GAMES PLAYED

1. David Binn, 1994-2010 256
2. Antonio Gates, 2003-18 236
3. Philip Rivers, 2004-19 228
4. Junior Seau, 1990-2002 200
   Russ Washington, 1968-82 200
6. Mike Scifres, 2003-15 195
   Doug Wilkerson, 1971-84 195
8. Dan Fouts, 1973-87 181
9. Quentin Jammer, 2002-12 172
10. Charlie Joiner, 1976-86 164
    Woodrow Lowe, 1976-86 164

SINGLE-SEASON TOP-10

RUSHING YARDS

1. LaDainian Tomlinson, 2006 ... 1,815
2. LaDainian Tomlinson, 2002 ... 1,683
3. LaDainian Tomlinson, 2003 ... 1,645
4. LaDainian Tomlinson, 2007 ... 1,474
5. LaDainian Tomlinson, 2005 ... 1,462
6. Natrone Means, 1994 ... 1,350
7. LaDainian Tomlinson, 2004 ... 1,335
8. Ryan Mathews, 2013 ... 1,255
9. LaDainian Tomlinson, 2001 ... 1,236
10. Marion Butts, 1990 ... 1,225

RUSHING TOUCHDOWNS

1. LaDainian Tomlinson, 2006 ... 28
2. Chuck Muncie, 1981 ... 19
3. LaDainian Tomlinson, 2005 ... 18
4. LaDainian Tomlinson, 2004 ... 17
5. LaDainian Tomlinson, 2007 ... 15
6. LaDainian Tomlinson, 2002 ... 14
7. Austin Ekeler, 2022 ... 13
   LaDainian Tomlinson, 2003 ... 13
8. Austin Ekeler, 2021 ... 12
   LaDainian Tomlinson, 2009 ... 12
   Natrone Means, 1994 ... 12
   Chuck Muncie, 1983 ... 12
   Clarence Williams, 1979 ... 12

RUSHING ATTEMPTS

1. LaDainian Tomlinson, 2002 ... 372
2. LaDainian Tomlinson, 2006 ... 348
3. Natrone Means, 1994 ... 343
4. LaDainian Tomlinson, 2005 ... 339
   LaDainian Tomlinson, 2004 ... 339
   LaDainian Tomlinson, 2001 ... 339
7. LaDainian Tomlinson, 2007 ... 315
8. LaDainian Tomlinson, 2003 ... 313
9. Earnest Jackson, 1984 ... 296
10. LaDainian Tomlinson, 2008 ... 292

TOTAL YARDS FROM SCRIMMAGE

1. LaDainian Tomlinson, 2003 ... 2,370
2. LaDainian Tomlinson, 2006 ... 2,323
3. LaDainian Tomlinson, 2002 ... 2,172
4. LaDainian Tomlinson, 2007 ... 1,949
5. LaDainian Tomlinson, 2005 ... 1,832
6. LaDainian Tomlinson, 2004 ... 1,776
7. Austin Ekeler, 2022 ... 1,637
8. LaDainian Tomlinson, 2001 ... 1,603
9. Lance Alworth, 1965 ... 1,590
10. Natrone Means, 1994 ... 1,585

PASSING YARDS

1. Justin Herbert, 2021 ... 5,014
2. Dan Fouts, 1981 ... 4,802
3. Philip Rivers, 2015 ... 4,792
4. Justin Herbert, 2022 ... 4,739
5. Dan Fouts, 1980 ... 4,715
6. Philip Rivers, 2010 ... 4,710
7. Philip Rivers, 2011 ... 4,624
8. Philip Rivers, 2019 ... 4,615
9. Philip Rivers, 2017 ... 4,515
10. Philip Rivers, 2013 ... 4,478

TOUCHDOWN PASSES

1. Justin Herbert, 2021 ... 38
2. Philip Rivers, 2008 ... 34
   Philip Rivers, 2016 ... 33
   Dan Fouts, 1981 ... 33
5. Philip Rivers, 2018 ... 32
   Philip Rivers, 2013 ... 32
7. Justin Herbert, 2020 ... 31
   Philip Rivers, 2014 ... 31
9. Philip Rivers, 2010 ... 30
   Dan Fouts, 1980 ... 30

PASS ATTEMPTS

1. Justin Herbert, 2022 ... 699
2. Justin Herbert, 2021 ... 672
3. Philip Rivers, 2015 ... 661
4. Dan Fouts, 1981 ... 609
5. Justin Herbert, 2020 ... 595
6. Philip Rivers, 2019 ... 591
7. Dan Fouts, 1980 ... 589
8. Philip Rivers, 2011 ... 582
9. Philip Rivers, 2016 ... 578
10. Philip Rivers, 2017 ... 575

PASS COMPLETIONS

1. Justin Herbert, 2022 ... 477
2. Justin Herbert, 2021 ... 443
3. Philip Rivers, 2015 ... 437
4. Justin Herbert, 2020 ... 396
5. Philip Rivers, 2019 ... 390
6. Philip Rivers, 2014 ... 379
7. Philip Rivers, 2013 ... 378
8. Philip Rivers, 2011 ... 366
9. Dan Fouts, 1981 ... 360
   Philip Rivers, 2017 ... 360

PASSES INTERCEPTED

1. John Hadl, 1968 ... 32
2. John Hadl, 1972 ... 26
3. John Hadl, 1971 ... 25
   Jack Kemp, 1960 ... 25
5. Dan Fouts, 1980 ... 24
   Dan Fouts, 1979 ... 24
   John Hadl, 1962 ... 24
8. Dan Fouts, 1986 ... 22
   John Hadl, 1967 ... 22
   Jack Kemp, 1961 ... 22

RECEIVING YARDS

1. Lance Alworth, 1965 ... 1,602
2. Keenan Allen, 2017 ... 1,393
3. Lance Alworth, 1966 ... 1,383
4. John Jefferson, 1980 ... 1,340
5. Lance Alworth, 1968 ... 1,312
6. Kellen Winslow, 1980 ... 1,290
7. Anthony Miller, 1989 ... 1,252
8. Keenan Allen, 2023 ... 1,243
9. Lance Alworth, 1964 ... 1,235
10. Tony Martin, 1995 ... 1,224

RECEIVING TOUCHDOWNS

1. Tony Martin, 1996 ... 14
   Lance Alworth, 1965 ... 14
3. Antonio Gates, 2004 ... 13
   John Jefferson, 1980 ... 13
   John Jefferson, 1978 ... 13
   Lance Alworth, 1966 ... 13
   Lance Alworth, 1964 ... 13
8. Antonio Gates, 2014 ... 12
   Gary Garrison, 1970 ... 12
10. Lance Alworth, 1963 ... 11

RECEPTIONS

1. Keenan Allen, 2023 ... 108
2. Austin Ekeler, 2022 ... 107
3. Keenan Allen, 2021 ... 106
4. Keenan Allen, 2019 ... 104
5. Keenan Allen, 2017 ... 102
6. Keenan Allen, 2020 ... 100
   LaDainian Tomlinson, 2003 ... 100
8. Keenan Allen, 2018 ... 97
9. Austin Ekeler, 2019 ... 92
10. Tony Martin, 1995 ... 90

QUARTERBACK SACKS (since 1982)

1. Khalil Mack, 2023 ... 17.0
   Shawne Merriman, 2006 ... 17.0
   Leslie O'Neal, 1992 ... 17.0
4. Lee Williams, 1986 ... 15.0
5. Lee Williams, 1989 ... 14.0
6. Leslie O'Neal, 1990 ... 13.5
7. Tuli Tuipulotu ... 13.0
   Marcellus Wiley, 2001 ... 13.0
9. Joey Bosa, 2017 ... 12.5
   Shawne Merriman, 2007 ... 12.5
   Leslie O'Neal, 1995 ... 12.5
   Leslie O'Neal, 1994 ... 12.5
   Leslie O'Neal, 1989 ... 12.5
   Leslie O'Neal, 1986 ... 12.5

INTERCEPTIONS

1. Antonio Cromartie, 2007 ... 10
2. Charlie McNeil, 1961 ... 9
3. Ryan McNeil, 2001 ... 8
   Dick Harris, 1963 ... 8
   Claude Gibson, 1962 ... 8
   Bob Zeman, 1961 ... 8
7. Casey Hayward, 2016 ... 7
   Eric Weddle, 2011 ... 7
   Darren Carrington, 1993 ... 7
   Gill Byrd, 1990 ... 7
   Gill Byrd, 1989 ... 7
   Gill Byrd, 1988 ... 7
   Danny Walters, 1983 ... 7
   Bryant Salter, 1972 ... 7
   Jim Hill, 1969 ... 7
   Leslie "Speedy" Duncan, 1966 ... 7
   Bud Whitehead, 1965 ... 7
   Dick Harris, 1961 ... 7

INTERCEPTION RETURN YARDS

1. Charlie McNeil, 1961 ... 349
2. Stanley Richard, 1994 ... 224
3. Vencie Glenn, 1987 ... 166
4. Gill Byrd, 1984 ... 157
5. Jeff Dale, 1986 ... 153
6. Darren Carrington, 1992 ... 152
7. Bob Laraba, 1961 ... 151
8. Woodrow Lowe, 1979 ... 150
9. Antonio Cromartie, 2007 ... 144
10. Dick Harris, 1961 ... 140

INTERCEPTION TOUCHDOWNS

1. Dick Harris, 1961 ... 3
2. Demorrio Williams, 2012 ... 2
   Clinton Hart, 2005 ... 2
   Stanley Richard, 1994 ... 2
   Gill Byrd, 1984 ... 2
   Woodrow Lowe, 1979 ... 2
   Kenny Graham, 1969 ... 2
   Joe Beauchamp, 1968 ... 2
   Bob Laraba, 1961 ... 2
   Charlie McNeil, 1961 ... 2

TOUCHDOWNS SCORED

1. LaDainian Tomlinson, 2006 ... 31
2. Austin Ekeler, 2021 ... 20
   LaDainian Tomlinson, 2005 ... 20
4. Chuck Muncie, 1981 ... 19
5. Austin Ekeler, 2022 ... 18
   LaDainian Tomlinson, 2007 ... 18
   LaDainian Tomlinson, 2004 ... 18
8. LaDainian Tomlinson, 2003 ... 17
9. LaDainian Tomlinson, 2002 ... 15
   Lance Alworth, 1964 ... 15

POINTS SCORED

1. LaDainian Tomlinson, 2006 186
2. Cameron Dicker, 2024 150
3. Cameron Dicker, 2025 148
4. Nate Kaeding, 2009 146
5. Nick Novak, 2013 144
6. Nate Kaeding, 2006 136
7. John Carney, 1994 135
8. Cameron Dicker, 2023 128
9. Nate Kaeding, 2008 127
10. Austin Ekeler, 2021 124
    John Carney, 1993 124

FIELD GOALS

1. Cameron Dicker, 2024 39
2. Cameron Dicker, 2025 38
3. Nick Novak, 2013 34
   John Carney, 1994 34
5. Nate Kaeding, 2009 32
6. Cameron Dicker, 2023 31
   John Carney, 1999 31
   John Carney, 1993 31
9. John Carney, 1996 29
10. Nick Novak, 2011 27
    Nate Kaeding, 2008 27

FIELD GOAL ATTEMPTS

1. Cameron Dicker, 2024 42
2. Cameron Dicker, 2025 41
3. John Carney, 1993 40
4. John Carney, 1994 38
5. Nick Novak, 2013 37
6. John Carney, 1999 36
   John Carney, 1996 36
   Rolf Benirschke, 1980 36
9. Nate Kaeding, 2009 35
10. Nick Novak, 2011 34

KICKOFF RETURN YARDS

1. Ronney Jenkins, 2001 1,541
2. Ronney Jenkins, 2000 1,531
3. Darren Sproles, 2005 1,528
4. Andre Coleman, 1995 1,411
5. Darren Sproles, 2008 1,376
6. Darren Sproles, 2009 1,300
7. Andre Coleman, 1994 1,293
8. Darren Sproles, 2010 1,257
9. Tim Dwight, 2004 1,222
10. Andre Coleman, 1996 1,210

KICKOFF RETURN TOUCHDOWNS

1. Ronney Jenkins, 2001 2
   Andre Coleman, 1995 2
   Andre Coleman, 1994 2
4. Andre Roberts, 2021 1
   Micheal Spurlock, 2012 1
   Richard Goodman, 2011 1
   Darren Sproles, 2008 1
   Darren Sproles, 2007 1
   Tim Dwight, 2004 1
   Ronney Jenkins, 2000 1
   Rodney Harrison, 1997 1
   Nate Lewis, 1991 1
   Anthony Miller, 1989 1
   Jamie Holland, 1988 1
   Anthony Miller, 1988 1
   Gary Anderson, 1985 1
   Keith Lincoln, 1962 1

KICKOFF RETURNS

1. Ronney Jenkins, 2000 67
2. Darren Sproles, 2005 63
3. Andre Coleman, 1995 62
4. Ronney Jenkins, 2001 58
5. Andre Coleman, 1996 55
6. Darren Sproles, 2009 54
7. Darren Sproles, 2008 53
8. Darren Sproles, 2010 51
9. Tim Dwight, 2004 50
   Leon Johnson, 2003 50

PUNT RETURN YARDS

1. Darrien Gordon, 1996 537
2. Eric Metcalf, 1997 489
3. Darrien Gordon, 1994 475
4. Leslie "Speedy" Duncan, 1965 464
5. Mike Fuller, 1979 448
6. Mike Fuller, 1978 436
   Mike Fuller, 1976 436
8. Leslie "Speedy" Duncan, 1967 434
9. Mike Fuller, 1975 410
10. Lionel James, 1987 400

PUNT RETURN TOUCHDOWNS

1. Eric Metcalf, 1997 3
2. Darrien Gordon, 1994 2
   Ron Smith, 1973 2
   Leslie "Speedy" Duncan, 1965 2
5. Derius Davis, 2023 1
   Desmond King, 2019 1
   Desmond King, 2018 1
   Travis Benjamin, 2017 1
   Micheal Spurlock, 2012 1
   Darren Sproles, 2009 1
   Darren Sproles, 2007 1
   Tim Dwight, 2001 1
   Darrien Gordon, 1996 1
   Andre Coleman, 1995 1
   Nate Lewis, 1990 1
   Kitrick Taylor, 1990 1
   Lionel James, 1987 1
   Lionel James, 1984 1
   Mike Fuller, 1977 1
   Mike Fuller, 1975 1
   Leslie "Speedy" Duncan, 1968 1
   Leslie "Speedy" Duncan, 1966 1
   Keith Lincoln, 1961 1

PUNT RETURNS

1. Mike Fuller, 1979 46
2. Eric Metcalf, 1997 45
3. Mike Fuller, 1978 39
4. Eric Parker, 2006 37
5. Darrien Gordon, 1996 36
   Darrien Gordon, 1994 36
   Mike Fuller, 1975 36
   Leslie "Speedy" Duncan, 1967 36
9. Mike Fuller, 1976 33
10. Latario Rachal, 1998 32
    Lionel James, 1987 32

CHARGERS AND OPPONENT 10 LONGEST

RUNS FROM SCRIMMAGE

CHARGERS

87t Melvin Gordon, Oct. 29, 2017 at New England
Paul Lowe, Sept. 10, 1961 at Dallas Texans
86t Keith Lincoln, Sept. 30, 1962 at Oakland
85t LaDainian Tomlinson, Dec. 17, 2006 vs. K.C.
83t Michael Turner, Dec. 18, 2005 at Indianapolis
80t Brad Hubbert, Dec. 24, 1967 vs. N.Y. Jets
76t Keith Lincoln, Oct. 20, 1963 at Kansas City
76 LaDainian Tomlinson, Dec. 1, 2002 vs. Den.
75 Justin Jackson, Oct. 31, 2021 vs. New England
74t Michael Turner, Oct. 7, 2007 at Denver

OPPONENT

90t Colin Kaepernick, Dec. 20, 2014 at S.F.
89t Kenny King, Oct. 12, 1980 at Oakland
84t Damien Williams, Dec. 29, 2019 at K.C.
81 Billy Sims, Sept. 30, 1984 vs. Detroit
77 Napoleon Kaufman, Sept. 22, 1996 at Oak.
75t David Montgomery, Nov. 12, 2023 vs. Detroit
Dameon Pierce, Oct. 2, 2022 at Houston
74t Kenneth Walker III, Oct. 23, 2022 vs. Seattle
Jack Spikes, Sept. 10, 1961 at Dallas Texans
71t Corey Dillon, Nov. 2, 1997 at Cincinnati

PASS COMPLETIONS

CHARGERS

99t S.Humphries to T.Martin, Sept. 18, 1994 at Sea.
91t J.Kemp to K.Lincoln, Nov. 12, 1961 at Denver
88t E.Luther to B.Duckworth, Dec. 3, 1984 vs. Chi.
85t J.Hadl to L.Alworth, Oct. 17, 1965 at Boston
T.Rote to L.Alworth, Oct. 6, 1963 at Denver
84t P.Rivers to A.Ekeler, Dec. 8, 2019 at Jax.
J.Hadl to G.Garrison, Oct. 5, 1968 at N.Y. Jets
83t R.Leaf to J.Graham, Nov. 19, 2000 at Denver
82t T.Rote to L.Alworth, Dec. 6, 1964 vs. N.Y. Jets
81t P.Rivers to D.Sproles, Sept. 20, 2009 vs. Bal.
D.Fouts to C.Joiner, Oct. 17, 1976 vs. Hou. Oilers

OPPONENT

99t T.Green to M.Boerigter, Dec. 22, 2002 at K.C.
98t J.Lee to W.Dewveall, Nov. 25, 1962 at Hou. Oilers
96t J.Montana to J.Rice, Nov. 27, 1988 vs. S.F.
93t C.Morton to S.Watson, Sept. 27, 1981 at Denver
90t S.DeBerg to J.Birden, Nov. 18. 1990 at K.C.
C.Davidson to D.Dorsey, Dec. 2, 1962 vs. Oak.
89t N.O'Donnell to D.Stone, Sept. 1, 1991 at Pit.
87t D.Carr to A.Cooper, Dec. 31, 2017 vs. Oak.
J.Namath to D.Maynard, Nov. 24, 1968 vs. N.Y. Jets
F.Tripucka to A.Frazier, Nov. 12, 1961 at Den.

FIELD GOALS

CHARGERS

59 Cameron Dicker, Nov. 9, 2025 vs. Pittsburgh
Cameron Dicker, Oct. 21, 2024 at Arizona
Michael Badgley, Dec. 9, 2018 vs. Cincinnati
57 Cameron Dicker, Dec. 19, 2024 vs. Denver
Nate Kaeding, Dec. 21, 2008 at Tampa Bay
56 Cameron Dicer, Nov. 30, 2025 vs. Las Vegas
55 Cameron Dicker, Oct. 5, 2025 vs. Washington
Cameron Dicker, Nov. 6, 2023 at N.Y. Jets
Cameron Dicker, Oct. 22, 2023 at Kansas City
Nate Kaeding, Nov. 29, 2009 vs. Kansas City

OPPONENT

61 Brandon McManus, Jan. 2, 2022 vs. Denver
59 Matt Gay, Sept. 20, 2026 vs. Las Vegas
Chris Boswell, Nov. 9, 2025 vs. Pittsburgh
Harrison Butker, Sept. 5, 2025 vs. K.C. in São Paulo
58 Harrison Butker, Sept. 20, 2020 vs. K.C. (OT)
Harrison Butker, Sept. 20, 2020 vs. K.C. (OT)
Dan Miller, Dec. 26, 1982 vs. Baltimore Colts
56 Greg Zuerlein, Sept. 19, 2021 vs. Dallas
Justin Tucker, Dec. 22, 2018 vs. Baltimore
Sebastian Janikowski, Oct. 9, 2016 at Oakland

PUNTS

CHARGERS

83 JK Scott, Dec. 10, 2023 vs. Denver
82 Paul Maguire, Nov. 19, 1961 vs. Dallas Texans
73 Dennis Partee, Oct. 17, 1971 at Denver
72 Mike Scifres, Sept. 21, 2014 at Buffalo
71 Mike Scifres, Nov. 10, 2011 vs. Oakland
Mike Scifres, Oct. 1, 2006 at Baltimore
Mike Scifres, Dec. 4, 2005 vs. Oakland
Maury Buford, Sept. 12, 1982 at Denver
John Hadl, Nov. 8, 1964 at Denver
70 Mike Scifres, Nov. 25, 2007 vs. Baltimore

OPPONENT

81 Dustin Colquitt, Dec. 2, 2007 at Kansas City
79 Drew Butler, Dec. 9, 2012 at Pittsburgh
77 Greg Montgomery, Sept. 19, 1993 vs. Hou. Oilers
75 Kevin Huber, Dec. 1, 2013 vs. Cincinnati
74 Tommy Townsend, Sept. 15, 2022 at Kansas City
Bob Grupp, Nov. 4, 1979 at Kansas City
73 Shane Lechler, Sept. 28, 2003 vs. Oakland
72 Ryan Plackemeier, Dec. 24, 2006 at Seattle
Chris Gardocki, Oct. 26, 1997 vs. Indianapolis
Bob Scarpitto, Oct. 22, 1967 at Denver
Jerrel Wilson, Sept. 29, 1963 vs. Kansas City

INTERCEPTION RETURNS

CHARGERS

103t Vencie Glenn, Nov. 29, 1987 vs. Denver
102t Donald Frank, Oct. 31, 1993 at L.A. Raiders
100t Leslie "Speedy" Duncan, Oct. 15, 1967 vs. K.C.
99t Shaun Gayle, Dec. 23, 1995 at N.Y. Giants
Stanley Richard, Sept. 4, 1994 at Denver
Gill Byrd, Oct. 4, 1984 at Kansas City
90t Desmond King, Nov. 23, 2017 at Dallas
Jahleel Addae, Jan. 1, 2017 vs. Kansas City
86 Trevor Williams, Sept. 30, 2018 vs. S.F.
83t Willie Clark, Sept. 22, 1996 at Oakland

OPPONENT

102t Louis Breeden, Nov. 8, 1981 vs. Cincinnati
99t Jaylen Watson, Sept. 15, 2022 at Kansas City
Janoris Jenkins, Nov. 23, 2014 vs. St. Louis
Kevin Ross, Sept. 6, 1992 vs. Kansas City
96t Ray Griffin, Nov. 11, 1979 at Cincinnati
Bashaud Breeland, Dec. 10, 2017 vs. Was.
91t Chad Greenway, Sept. 27, 2015 at Minnesota
Fred Williamson, Sept. 30, 1962 at Oakland
90t Leroy Butler, Sept. 15, 1996 at Green Bay
Deion Sanders, Dec. 11, 1994 vs. S.F.
87t Mark McMillian, Dec. 14, 1997 vs. K.C.

KICKOFF RETURNS

CHARGERS

105t Richard Goodman, Jan. 1, 2012 at Oakland
103t Darren Sproles, Sept. 14, 2008 at Denver
Keith Lincoln, Sept. 16, 1962 vs. Titans of N.Y.
101t Andre Roberts, Jan. 2, 2022 vs. Denver
99t Micheal Spurlock, Dec. 30, 2012 vs. Oakland
98t Gary Anderson, Nov. 17, 1985 at Denver
95t Nate Lewis, Nov. 17, 1991 vs. New Orleans
94t Jamie Holland, Dec. 18, 1988 vs. Kansas City
93t Ronney Jenkins, Nov. 18, 2001 at Oakland
Ronney Jenkins, Sept. 10, 2000 vs. N.O.
Anthony Miller, Nov. 20, 1988 at L.A. Rams

OPPONENT

104t Mecole Hardman, Dec. 29, 2019 at. K.C.
Ira Mathews, Oct. 25, 1979 at Oakland
103t Percy Harvin, Sept. 11, 2011 vs. Minnesota
101t Leon Washington, Sept. 26, 2010 at Seattle
Brian Mitchell, Dec. 6, 1998 at Washington
99t Leon Washington, Sept. 26, 2010 at Seattle
Byron Hanspard, Dec. 7, 1997 vs. Atlanta
98t Will Blackwell, Dec. 24, 2000 vs. Pittsburgh
97t Cassius Vaughn, Jan. 2, 2011 at Denver
Tim Brown, Sept. 4, 1988 at L.A. Raiders

PUNT RETURNS

CHARGERS

95t Leslie "Speedy" Duncan, Nov. 24, 1968 vs. NYJ
90t Darrien Gordon, Sept. 25, 1994 at L.A. Raiders
88t Andre Coleman, Sept. 17, 1995 at Philadelphia
Mike Fuller, Oct. 9, 1977 at New Orleans
87t Derius Davis, Nov. 6, 2023 at N.Y. Jets
85t Eric Metcalf, Nov. 2, 1997 at Cincinnati
84t Tim Dwight, Sept. 9, 2001 vs. Washington
Ron Smith, Nov. 18, 1973 vs. New Orleans
83t Eric Metcalf, Nov. 30, 1997 vs. Denver
82t Paul Lowe, Oct. 7, 1961 at Boston

OPPONENT

95t Tyreek Hill, Jan. 1, 2017 vs. Kansas City
94t Dexter McCluster, Sept. 13, 2010 at K.C.
92t Rick Upchurch, Oct. 3, 1976 at Denver
91t Tyreek Hill, Sept. 9, 2018 vs. Kansas City
86t Tamarick Vanover, Oct. 9, 1995 at Kansas City
82t George Atkinson, Oct. 13, 1968 at Oakland
82 Ray Buchanan, Nov. 3, 1996 at Indianapolis
81 Dennis Northcutt, Nov. 5, 2006 vs. Cleveland
80t Phillip Buchanon, Dec. 28, 2003 vs. Oakland
79t Lemar Parrish, Dec. 6, 1970 vs. Cincinnati

FUMBLE RETURNS

CHARGERS

86t Eric Weddle, Nov. 30, 2008 vs. Atlanta
82t Donnie Edwards, Nov. 10, 2002 at St. Louis
81t Vencie Glenn, Oct. 22, 1989 vs. N.Y. Giants
79t Marlon McCree, Oct. 29, 2006 vs. St. Louis
78t Paul Bradford, Nov. 23, 1997 at San Francisco
75t Keith Browner (25 yds.) lateral to
Sam Seale(50 yds.), Nov. 20, 1988
at L.A. Rams
61t Tevaughn Campbell, Dec. 5, 2021 at Cincinnati
Caraun Reid, Sept. 25, 2016 at Indianapolis
58t Rick Redman, Oct. 2, 1966 vs. Miami
53t Darrell Stuckey, Dec. 7, 2014 vs. New England
53 Henry Rolling, Oct. 6, 1991 at. L.A. Raiders

OPPONENT

97t Mike Edwards, Jan. 7, 2024 vs. Kansas City
68 A.J. Duhe, Oct. 15, 1978 vs. Miami
65t Tony Carter, Oct. 15, 2012 vs. Denver
64t Tyvon Branch, Oct. 10, 2010 at Oakland
63t Joey Browner, Sept. 2, 1984 at Minnesota
63 Rob Ninkovich, Oct. 24, 2010 vs. N.E.
62 Carlton Gray, Oct. 27, 1996 at Seattle
59t George Atkinson, Nov. 25, 1973 at Oakland
57t Tyreek Hill, Dec. 11, 2022 vs. Miami
56t Ifeadi Odenigbo, Dec. 15, 2019 vs. Minnesota

BLOCKED PUNT RETURNS

CHARGERS

35t Bob Zeman, Oct. 7, 1961 at Boston
21t Derrie Nelson, Nov. 13, 1983 vs. Dallas
19 Pete Lazetich, Sept. 24, 1972 vs. Denver
5 Gene Selawski, Oct. 22, 1961 at Oakland
4 Wayne Davis, Nov. 17, 1985 at Denver
3 Steve Heiden, Dec. 17, 2000 at Carolina
0t Jacob Hester, Oct. 25, 2009 at Kansas City
Darryll Lewis, Sept. 26, 1999 vs. Indianapolis
0s Carlos Polk, Sept. 22, 2002 at Arizona
0 Corey Lynch, Sept. 10, 2012 at Oakland

OPPONENT

37t Frank Warren, Nov. 17, 1991 vs. New Orleans
29t Adam Hayward, Nov. 11, 2012 at Tampa Bay
16 Randy McClanahan, Sept. 18, 1977 at Oak.
15 Walt Landers, Sept. 24, 1978 vs. Green Bay
14 Glen Cadrez, Oct. 13, 2002 vs. Kansas City
9 Tyrone Braxton, Oct. 2, 1988 vs. Denver
5t Hiram Eugene, Oct. 10, 2010 at Oakland
2t Jerry Robinson, Nov. 20, 1986 vs. L.A. Raiders
0s Nick Schommer, Oct. 31, 2010 vs. Tennessee
Rock Cartwright, Oct. 10, 2010 at Oakland

BLOCKED FIELD GOAL RETURNS

CHARGERS

72t Leslie "Speedy" Duncan, Nov. 23, 1967 vs. Den.
35 Tom Day, Oct. 15, 1967 vs. Kansas City
28 Jim Tolbert, Nov. 15, 1971 vs. St. Louis
27 Kenny Graham, Nov. 15, 1964 at Kansas City
25 Jeff Staggs, Oct. 25, 1970 vs. Houston Oilers

OPPONENT

66 Tommy Casanova, Sept. 22, 1974 at Cin.
65t Matt Ware, Oct. 23, 2005 at Philadelphia
60 Louis Wright, Nov. 17, 1985 at Denver
54t Doug Evans, Dec. 17, 2000 at Carolina
44t Devin McCourty, Dec. 6, 2020 vs. N.E.
42t Ray McElroy, Oct. 26, 1997 vs. Indianapolis
28 John Barmlett, Nov. 27, 1966 vs. Denver
17 Charlie West, Dec. 5, 1971 vs. Minnesota
Mike Statton, Oct. 1, 1967 vs. Buffalo
16 Daniel Thomas, Oct. 25, 2020 vs. Jax.
Fletcher Smith, Oct. 15, 1967 vs. Kansas City

MISSED FIELD GOAL RETURNS

CHARGERS

109t Antonio Cromartie, Nov. 4, 2007 at Min.

INDIVIDUAL POSTSEASON RECORDS

*NFL Record

SERVICE

Most Games
12 Antonio Gates, 2003-18
David Binn, 1994-2010
11 Philip Rivers, 2004-19
10 Nick Hardwick, 2004-13
Mike Scifres, 2004-13

SCORING

Most Points, Career
42 Nate Kaeding, 2004-09
37 Rolf Benirschke, 1977-86
30 John Carney, 1990-2000

Most Points, Game
15 Michael Badgley, AFC Wild Card, Jan. 6, 2019, at Baltimore
12 (10x) Last: Cameron Dicker and Austin Ekeler, AFC Wild Card, Jan. 14, 2023 at Jax.
11 Rolf Benirschke, AFC Divisional, Jan. 2, 1982 at Miami

Most Touchdowns, Career
4 Darren Sproles, 2005-09
LaDainian Tomlinson, 2001-09
Kellen Winslow, 1979-87
Charlie Joiner, 1976-86
3 (4x) Last: Keenan Allen, 2013-23, '25
2 (8x) Last: Austin Ekeler, 2017-23

Most Touchdowns, Game
2 (8x) Last: Austin Ekeler, AFC Wild Card Jan. 14, 2023 at Jacksonville
1 (54x) Last: Ladd McConkey, AFC Wild Card Jan. 11, 2025 at Houston

Most Points After Touchdown, Career
18 Nate Kaeding, 2004-09
16 Rolf Benirschke, 1977-86
9 John Carney, 1990-2000

Most Points After Touchdown, Game
6 George Blair, AFL Championship, Jan. 5, 1964 vs. Boston
5 Rolf Benirschke, AFC Divisional, Jan. 2, 1982 at Miami
4 (2x) Last: Nate Kaeding, AFC Divisional, Jan. 13, 2008 at Indianapolis

Most Two-Point Conversions, Game
1 (4x) Last: Keenan Allen, AFC Divisional, Jan. 13, 2019 at New England

FIELD GOALS

Most, Career
8 Nate Kaeding, 2004-09
7 John Carney, 1990-2000
Rolf Benirschke, 1977-86
6 Cameron Dicker, 2022-26

Most, Game
5 Michael Badgley, AFC Wild Card, Jan. 6, 2019 at Baltimore
4 Nate Kaeding, AFC Championship, Jan. 20, 2008 at New England
3 Cameron Dicker, AFC Wild Card, Jan. 14, 2023 at Jacksonville
Ben Agajanian, AFL Championship, Jan. 1, 1961 vs. Houston Oilers

Longest
54 John Carney, AFC Wild Card, Dec. 31, 1995 vs. Indianapolis
53 Michael Badgley, AFC Wild Card, Jan. 6, 2019 at Baltimore
50 Cameron Dicker, AFC Wild Card, Jan. 14, 2023 at Jacksonville

RUSHING

Most Attempts, Career
110 Chuck Muncie, 1980-84
96 LaDainian Tomlinson, 2001-09
63 Natrone Means, 1993-95, 98-99

Most Attempts, Game
26 LaDainian Tomlinson, AFC Wild Card, Jan. 8, 2005 vs. New York Jets
25 Chuck Muncie, AFC First Round, Jan. 9, 1983 at Pittsburgh
24 Natrone Means, AFC Divisional, Jan. 8, 1995 vs. Miami
Chuck Muncie, AFC Divisional, Jan. 2, 1982 at Miami

Most Yards, Career
516 Chuck Muncie, 1980-84
380 Paul Lowe, 1960-68
327 LaDainian Tomlinson, 2001-09

Most Yards, Game
206 Keith Lincoln, AFL Championship, Jan. 5, 1964 vs. Boston
165 Paul Lowe, AFL Championship, Jan. 1, 1961 at Houston Oilers
139 Natrone Means, AFC Divisional, Jan. 8, 1995 vs. Miami

Most Touchdowns, Career
4 LaDainian Tomlinson, 2001-09
3 Chuck Muncie, 1980-84
2 (6x) Last: Austin Ekeler, 2017-23

Most Touchdowns, Game
2 Austin Ekeler, AFC Wild Card, Jan. 14, 2023 at Jacksonville
Darren Sproles, AFC Wild Card, Jan. 3, 2009 vs. Indianapolis
LaDainian Tomlinson, AFC Divisional, Jan. 14, 2007 vs. New England
1 (24x) Last: Melvin Gordon, AFC Divisional, Jan. 13, 2019 at New England

Longest Run
67t Keith Lincoln, AFL Championship, Jan. 5, 1964 vs. Boston
58t Ronnie Brown, AFC Wild Card, Jan. 5, 2014 at Cincinnati
Paul Lowe, AFL Championship, Jan. 5, 1964 vs. Boston
56 Keith Lincoln, AFL Championship, Jan. 5, 1964 vs. Boston

PASSING

Most Attempts, Career
355 Philip Rivers 2004-19
286 Dan Fouts 1973-87
228 Stan Humphries 1992-97

Most Attempts, Game
53 Dan Fouts, AFC Divisional, Jan. 2, 1982 at Miami (OT)
51 Philip Rivers, AFC Divisional, Jan. 13, 2019 at New England
49 Stan Humphries, Super Bowl XXIX, Jan. 29, 1995 vs. San Francisco

Most Completions, Career
211 Philip Rivers, 2004-19
159 Dan Fouts, 1973-87
118 Stan Humphries, 1992-97

Most Completions, Game
33 Dan Fouts, AFC Divisional, Jan. 2, 1982 at Miami (OT)
31 Drew Brees, AFC Wild Card, Jan. 8, 2005 vs. New York Jets
28 Stan Humphries, AFC Wild Card, Dec. 31, 1995 vs. Indianapolis

Highest Completion Pct., Career (min. 40 att.)
73.8 Drew Brees, 2001-04
59.4 Philip Rivers, 2004-19
55.6 Dan Fouts, 1973-87

Highest Completion Pct, Game (min. 10 att.)
75.0 Philip Rivers, AFC Wild Card, Jan. 5, 2014 at Cincinnati
73.8 Drew Brees, AFC Wild Card, Jan. 8, 2005 vs. New York Jets
73.7 Philip Rivers, AFC Divisional, Jan. 13, 2008 at Indianapolis

Most Yards, Career
2,656 Philip Rivers, 2004-19
2,125 Dan Fouts, 1973-87
1,347 Stan Humphries, 1992-97

Most Yards, Game
433 Dan Fouts, AFC Divisional, Jan. 2, 1982 at Miami (OT)
336 Dan Fouts, AFC Championship, Jan. 11, 1981 vs. Oakland
333 Dan Fouts, AFC First Round, Jan. 9, 1983 at Pittsburgh

Most Touchdowns, Career
14 Philip Rivers, 2004-19
12 Dan Fouts, 1973-87
6 Stan Humphries, 1992-97

Most Touchdowns, Game
3 (5x) Last: Philip Rivers, AFC Divisional, Jan. 13, 2019 at New England
2 (6x) Last: Philip Rivers, AFC Divisional, Jan. 12, 2014 at Denver
1 (11x) Last: Justin Herbert, AFC Wild Card, Jan. 11, 2025 at Houston

Highest Passer Rating, Career (min. 40 att.)
101.2 Drew Brees, 2001-04
84.2 Philip Rivers, 2004-19
76.4 Tobin Rote, 1963-64

Highest Passer Rating, Game (min. 10 att.)
145.3 Tobin Rote, AFL Championship, Jan. 5, 1964 vs. Boston
133.2 Philip Rivers, AFC Divisional, Jan. 13, 2008 at Indianapolis
132.1 John Hadl, AFL Championship, Jan. 5, 1964 vs. Boston

Most Games 300 Yards or More, Career
5 Dan Fouts, 1973-87
2 Philip Rivers, 2004-19
1 Drew Brees, 2001-04

Most Games 400 Yards or More, Career
1 Dan Fouts, 1973-87

Longest Completion
86t Justin Herbert, AFC Wild Card, Jan. 11, 2025 at Houston
62t Philip Rivers, AFC Divisional, Jan. 11, 2009 at Pittsburgh
58 Philip Rivers, AFC Divisional, Jan. 14, 2007 vs. New England

Most Interceptions, Career
16 Dan Fouts, 1973-87
13 Stan Humphries, 1992-97
10 Philip Rivers, 2004-19

Most Interceptions, Game
5 Dan Fouts, AFC Second Round, Jan. 16, 1983 at Miami
Dan Fouts, AFC Divisional, Dec. 29, 1979 vs. Houston Oilers
4 (4x) Last: Justin Herbert, AFC Wild Card, Jan. 11, 2025 at Houston
2 (9x) Last: Philip Rivers, AFC Divisional, Jan. 17, 2010 vs. New York Jets

RECEIVING

Most Receptions, Career
51 Antonio Gates, 2003-18
39 Ronnie Harmon, 1990-95
30 Charlie Joiner, 1976-86

Most Receptions, Game
13 Kellen Winslow, AFC Divisional, Jan. 2, 1982 at Miami (OT)
10 Ronnie Harmon, AFC Wild Card, Dec. 31, 1995 vs. Indianapolis
9 (5x) Last: Ladd McConkey, AFC Wild Card, Jan. 11, 2025 at Houston

Most Yards, Career
540 Antonio Gates, 2003-18
539 Charlie Joiner, 1976-86
503 Vincent Jackson, 2005-09

Most Yards, Game
197 Ladd McConkey, AFC Wild Card, Jan. 11, 2025 at Houston
166 Kellen Winslow, AFC Divisional, Jan. 2, 1982 at Miami (OT)
142 Keenan Allen, AFC Divisional, Jan. 12, 2014 at Denver

Most Touchdowns, Career
4 Kellen Winslow, 1979-87
Charlie Joiner, 1976-86
3 Keenan Allen, 2013-23, '25
Vincent Jackson, 2005-11
2 (5x) Last: Antonio Gates, 2003-18

Most Touchdowns, Game
2 (4x) Last: Keenan Allen, AFC Divisional, Jan. 12, 2014 at Denver
1 (32x) Last: Ladd McConkey, AFC Wild Card, Jan. 11, 2025 at Houston

Longest Reception
86t Ladd McConkey, AFC Wild Card, Jan. 11, 2025 at Houston
62t Darren Sproles, AFC Divisional, Jan. 11, 2009 at Pittsburgh
58 LaDainian Tomlinson, AFC Divisional, Jan. 14, 2007 vs. New England

SCRIMMAGE YARDS

Most, Career
644 Chuck Muncie, 1980-84
540 Antonio Gates, 2003-18
539 Charlie Joiner, 1976-86

Most, Game
329 Keith Lincoln, AFL Championship, Jan. 5, 1964 vs. Boston
197 Ladd McConkey, AFC Wild Card, Jan. 11, 2025 at Houston
187 LaDainian Tomlinson, AFC Divisional, Jan. 14, 2007 vs. New England

INTERCEPTIONS

Most Interceptions, Career
3 Asante Samuel, 2020-24
Drayton Florence, 2003-07
Glen Edwards, 1978-81
2 (5x) Last: Quentin Jammer, 2002-09
1 (22x) Last: Daiyan Henley, 2023-26

Most Interceptions, Game
3 Asante Samuel, AFC Wild Card Jan. 14, 2023 at Jacksonville
2 (4x) Last: Glen Edwards, AFC Divisional, Jan. 3, 1981 vs. Buffalo
1 (31x) Last: Daiyan Henley, AFC Wild Card, Jan. 11, 2026 at New England

Most Interception Return Yards, Career
62 Glen Edwards, 1978-81
45 Bud Whitehead, 1961-68
40 Darren Carrington, 1991-94

Most Interception Return Yards, Game
45 Bud Whitehead, AFL Championship Dec. 24, 1961 vs. Houston Oilers
40 Darren Carrington, AFC Wild Card, Jan. 12, 1993 vs. Kansas City
35 Bruce Laird, AFC First Round, Jan. 9, 1983 at Pittsburgh
Glen Edwards, AFC Divisional, Jan. 2, 1982 at Miami (OT)

Longest Interception Return
41 Bud Whitehead, AFL Championship, Dec. 24, 1961 vs. Houston Oilers
40 Darren Carrington, AFC Wild Card, Jan. 12, 1993 vs. Kansas City
30 Shareece Wright, AFC Wild Card, Jan. 5, 2014 at Cincinnati
Antonio Cromartie, AFC Divisional, Jan. 13, 2008 at Indianapolis

SACKS

Most, Career (since 1982)
3.0 Odafe Oweh, 2025
Khalil Mack, 2022-26
Shawn Lee, 1992-95
2.5 Leslie O'Neal, 1992-95
2.0 Joey Bosa, 2016-24
Melvin Ingram, 2012-20
Eric Weddle, 2007-15
Luis Castillo, 2005-11
Shawne Merriman, 2005-10
Raylee Johnson, 1993-2003
Burt Grossman, 1989-93

Most, Game (since 1982)
3.0 Odafe Oweh, AFC Wild Card, Jan. 11, 2026 at New England
2.5 Leslie O'Neal, AFC Wild Card, Jan. 2, 1993 vs. Kansas City
2.0 (7x) Last: Khalil Mack, AFC Wild Card, Jan. 11, 2025 at Houston

PUNTING

Most Punts, Career
52 Mike Scifres, 2003-13
15 JK Scott, 2022-26
13 John Kidd, 1990-94

Most Punts, Game
7 Mike Scifres, AFC Divisional, Jan. 14, 2007 vs. New England
John Kidd, AFC Divisional, Jan. 10, 1993 at Miami
6 (7x) Last: Donnie Jones, AFC Divisional, Jan. 13, 2019 at New England
5 (9x) Last: JK Scott, AFC Wild Card, Jan. 11, 2026 at New England

Most Yards, Career
2,330 Mike Scifres, 2003-13
635 JK Scott, 2022-26
587 John Kidd, 1990-94

Most Yards, Game
324 John Kidd, AFC Divisional, Jan. 10, 1993 at Miami
316 Mike Scifres, AFC Wild Card, Jan. 3, 2009 vs. Indianapolis (OT)
297 Mike Scifres, AFC Wild Card, Jan. 17, 2010 vs. New York Jets

Longest Punt
67 Mike Scifres, AFC Wild Card, Jan. 3, 2009 vs. Indianapolis (OT)
66 Mike Scifres, AFC Divisional, Jan. 13, 2008 at Indianapolis
65 Darren Bennett, AFC Wild Card, Dec. 31, 1995 vs. Indianapolis

Highest, Career (minimum 5 punts)
45.2 John Kidd, 1990-94
44.8 Mike Scifres, 2003-13
43.9 John Hadl, 1962-72

Highest, Game (minimum 2 punts)
59.0 Mike Scifres, AFC Divisional, Jan. 13, 2008 at Indianapolis
54.5 Darren Bennett, AFC Wild Card, Dec. 31, 1995 vs. Indianapolis
52.7 Mike Scifres, AFC Wild Card, Jan. 3, 2009 vs. Indianapolis (OT)

PUNT RETURNS

Most Returns, Career
12 Darren Sproles, 2005-09
8 Mike Fuller, 1975-80
7 Eric Parker, 2002-06

Most Returns, Game
5 Eric Parker, AFC Divisional, Jan. 14, 2007 vs. New England
4 (2x) Last: Desmond King, AFC Wild Card, Jan. 6, 2019 at Baltimore
3 (6x) Last: Darren Sproles, AFC Wild Card, Jan. 3, 2009 vs. Indianapolis (OT)

Most Yards, Career
107 Darren Sproles, 2005-09
99 Mike Fuller, 1975-80
63 Wes Chandler, 1981-87

Most Yards, Game
72 Darren Sproles, AFC Wild Card, Jan. 3, 2009 vs. Indianapolis (OT)
56 Wes Chandler, AFC Divisional, Jan. 2, 1982 at Miami (OT)
46 Desmond King, AFC Wild Card, Jan. 6, 2019 at Baltimore

Longest Return
56t Wes Chandler, AFC Divisional, Jan. 2, 1982 at Miami (OT)
33 Desmond King, AFC Wild Card, Jan. 6, 2019 at Baltimore
28 Darren Sproles, AFC Wild Card, Jan. 3, 2009 vs. Indianapolis
Mike Fuller, AFC Championship, Jan. 11, 1981 vs. Oakland
Leslie "Speedy" Duncan, AFL Championship, Dec. 26, 1964 at Buffalo

Most Touchdowns, Career
1 Wes Chandler, 1981-87

KICKOFF RETURNS

Most Returns, Career
21 Darren Sproles, 2005-09
19 Andre Coleman, 1994-96
17 James Brooks, 1981-83

Most Returns, Game
8 Andre Coleman, Super Bowl XXIX, Jan. 29, 1995 vs. San Francisco
6 Andre Coleman, AFC Wild Card, Dec. 31, 1995 vs. Indianapolis
5 (6x) Last: Desmond King, AFC Divisional, Jan. 13, 2019 at New England

Most Yards, Career
537 Darren Sproles, 2005-09
483 Andre Coleman, 1994-96
283 James Brooks, 1981-83

Most Yards, Game
244 Andre Coleman, Super Bowl XXIX, Jan. 29, 1995 vs. San Francisco
164 Darren Sproles, AFC Divisional, Jan. 11, 2009 at Pittsburgh
147 Leslie "Speedy" Duncan, AFL Championship, Dec. 26, 1964 at Buffalo

Longest Return
98t Andre Coleman, Super Bowl XXIX, Jan. 29, 1995 vs. San Francisco
72 Desmond King, AFC Wild Card, Jan. 6, 2019 at Baltimore
Leslie "Speedy" Duncan, AFL Championship, Dec. 26, 1964 at Buffalo
63 Darren Sproles, AFC Divisional, Jan. 11, 2009 at Pittsburgh

Most Touchdowns, Career
1 Andre Coleman, 1994-96

TEAM POSTSEASON RECORDS

*NFL Record

POINTS

Most, Quarter
24 AFC Divisional, Jan. 2, 1982 at Miami (1st Q)
21 AFL Championship, Jan. 5, 1964 vs. Boston (1st Q)
17 AFC Wild Card, Jan. 14, 2023 at Jax. (1st Q)
AFC Divisional, Jan. 12, 2014 at Den. (4th Q)

Most, Quarter, Opponent
21 AFC Divisional, Jan. 13, 2019 at New Endgland (2nd Q)
AFC Divisional, Jan. 10, 1993 at Mia. (2nd Q)
AFC Championship, Jan. 11, 1981 vs. Oakland (1st Q)
20 AFC Second Round, Jan. 16, 1983 at Miami (2nd Q)
14 (11x) Last: AFC Wild Card, Jan. 6, 2019 at Bal.

Most Quarter, Both Teams
33 AFC Second Round, Jan. 16, 1983 at Miami (2nd Q)
28 (4x) Last: AFC Divisional, Jan. 11, 2009 at Pittsburgh (4th Q)
25 AFC Wild Card, Jan. 6, 2019 at Bal. (4th Q)

Most, Game
51 AFL Championship, Jan. 5, 1964 vs. Boston
41 AFC Divisional, Jan. 2, 1982 at Miami (OT)
31 AFC First Round, Jan. 9, 1983 at Pittsburgh

Most, Game, Opponent
49 Super Bowl XXIX, Jan. 29, 1995 vs. S.F.
41 AFC Divisional, Jan. 13, 2019 at New England
38 AFC Divisional, Jan. 2, 1982 at Miami (OT)

Most, Game, Both Teams
79 AFC Divisional, Jan. 2, 1982 at Miami (OT)
75 Super Bowl XXIX, Jan. 29, 1995 vs. S.F.
69 AFC Divisional, Jan. 13, 2019 at New England

Fewest, Game
0 AFC Divisional, Jan. 10, 1993 at Miami
AFL Championship, Dec. 26, 1965 vs. Buffalo
3 AFC Wild Card, Jan. 11, 2026 at New England
AFL Championship, Dec. 24, 1961 vs. Houston Oilers
7 AFC Championship, Jan. 10, 1982 at Cincinnati
AFL Championship, Dec. 26, 1964 at Buffalo

Fewest, Game, Opponent
0 AFC Wild Card, Jan. 2, 1993 vs. Kansas City
6 AFC Wild Card, Jan. 6, 2008 vs. Tennessee
10 (3x) Last: AFC Wild Card, Jan. 5, 2014 at Cincinnati

Fewest, Game, Both Teams
13 AFL Championship, Dec. 24, 1961 vs. Houston Oilers
17 AFC Wild Card, Jan. 2, 1993 vs. Kansas City
19 AFC Wild Card, Jan. 11, 2026 at New England

TOUCHDOWNS

Most, Game
7 AFL Championship, Jan. 5, 1964 vs. Boston
5 AFC Divisional, Jan. 2, 1982 at Miami (OT)
4 (3x) Last: AFC Divisional, Jan. 13, 2019 at New England

Most, Game, Opponent
7 Super Bowl XXIX, Jan. 29, 1995 vs. S.F.
5 (4x) Last: AFC Divisional, Jan. 13, 2019 at New England
4 (5x) Last: AFC Wild Card, Jan. 14, 2023 at Jacksonville

Most, Game, Both Teams
10 Super Bowl XXIX, Jan. 29, 1995 vs. S.F.
AFC Divisional, Jan. 2, 1982 at Miami (OT)
9 AFC Divisional, Jan. 13, 2019 at New England
8 (3x) Last: AFC Divisional, Jan. 11, 2009 at Pittsburgh

POINTS AFTER TOUCHDOWN

Most, Game
6 AFL Championship, Jan. 5, 1964 vs. Boston
5 AFC Divisional, Jan. 2, 1982 at Miami (OT)
4 (2x) Last: AFC Divisional, Jan. 13, 2008 at Indianapolis

Most, Game, Opponent
7 Super Bowl XXIX, Jan. 29, 1995 vs. S.F.
5 (4x) Last: AFC Divisional, Jan. 13, 2019 at New England
4 (4x) Last: AFC Divisional, Jan. 10, 1993 at Miami

Most, Game, Both Teams
10 Super Bowl XXIX, Jan. 29, 1995 vs. S.F.
AFC Divisional, Jan. 2, 1982 at Miami (OT)
8 (2x) Last: AFC Divisional, Jan. 11, 2009 at Pittsburgh
7 (5x) Last: AFC Divisional, Jan. 13, 2019 at New England

Most Two-Point Conversions, Game
2 Super Bowl XXIX, Jan. 29, 1995 vs. S.F.
1 AFC Divisional, Jan. 13, 2019 at New England

Most Two-Point Conversions, Game, Opponent
1 AFC Wild Card, Jan. 14, 2023 at Jacksonville
AFC Divisional, Jan. 14, 2007 vs. N.E.

FIELD GOALS

Most, Game
5 AFC Wild Card, Jan. 6, 2019 at Baltimore
4 AFC Championship, Jan. 20, 2008 at N.E.
3 AFC Wild Card, Jan. 14, 2023 at Jacksonville
AFL Championship, Jan. 1, 1961 at Houston Oilers

Most, Game, Opponent
4 AFC Championship, Jan. 20, 2008 at N.E.
3 (4x) Last: AFC Wild Card, Jan. 11, 2026 at New England
2 (7x) Last: AFC Divisional, Jan. 13, 2019 at New England

Most, Game, Both Teams
6 AFC Wild Card, Jan. 6, 2019 at Baltimore
5 AFC Wild Card, Jan. 11, 2025 at Houston
4 (5x) Last: AFC Wild Card, Jan. 11, 2026 at New England

FIRST DOWNS

Most, Game
33 AFC Divisional, Jan. 2, 1982 at Miami (OT)
29 AFC First Round, Jan. 9, 1983 at Pittsburgh
28 AFC Divisional, Jan. 8, 1995 vs. Miami

Most, Game, Opponent
30 AFC Divisional, Jan. 13, 2019 at New England
29 AFC Second Round, Jan. 16, 1983 at Miami
28 Super Bowl XXIX, Jan. 29, 1995 vs. S.F.

Most, Game, Both Teams
58 AFC Divisional, Jan. 2, 1982 at Miami (OT)
55 AFC First Round, Jan. 9, 1983 at Pittsburgh
52 AFC Divisional, Jan. 13, 2019 at New England

Fewest, Game
10 AFC Divisional, Jan. 10, 1993 at Miami
12 AFL Championship, Dec. 26, 1965 vs. Buffalo
13 (2x) Last: AFC Divisional, Jan. 12, 2014 at Denver

Fewest, Game, Opponent
11 AFC Wild Card, Jan. 6, 2019 at Baltimore
14 (3x) Last: AFC Divisional, Jan. 17, 2010 vs. New York Jets
15 (2x) Last: AFC Wild Card, Jan. 6, 2008 vs. Tennessee

Fewest, Game, Both Teams
25 AFC Wild Card, Jan. 6, 2019 at Baltimore
26 AFL Championship, Dec. 26, 1965 vs. Buffalo
28 AFC Divisional, Jan. 10, 1993 at Miami

FIRST DOWNS RUSHING

Most, Game
12 AFC Divisional, Jan. 14, 2007 at N.E.
AFC Divisional, Jan. 8, 1995 vs. Miami
11 (5x) Last: AFC Wild Card, Jan. 3, 2009 vs. Indianapolis (OT)
10 AFC Divisional, Jan. 2, 1982 at Miami (OT)

Most, Game, Opponent
15 AFC Second Round, Jan. 16, 1983 at Miami
13 (2x) Last: AFC Divisional, Jan. 12, 2014 at Denver
12 (2x) Last: AFC Divisional, Jan. 11, 2009 at Pittsburgh

Most, Game, Both Teams
20 AFC Second Round, Jan. 16, 1983 at Miami
19 (2x) Last: AFC Wild Card, Jan. 5, 2014 at Cincinnati
17 (3x) Last: AFC Championship, Jan. 20, 2008 at New England

Fewest, Game
1 (2x) Last: AFC Divisional, Jan. 12, 2014 at Denver
2 (2x) Last: AFC Divisional, Jan. 13, 2019 at New England
3 (2x) Last: AFC Wild Card, Jan. 6, 2019 at Baltimore

Fewest, Game, Opponent
2 AFC Divisional, Jan. 8, 1995 vs. Miami
3 (3x) Last: AFC Divisional, Jan. 14, 2007 at New England
4 (5x) Last: AFC Wild Card, Jan. 6, 2019 at Baltimore

Fewest, Game, Both Teams
7 AFC Wild Card, Jan. 6, 2019 at Baltimore
8 (3x) Last: AFC Divisional, Jan. 17, 2010 vs. New York Jets
9 AFC Wild Card, Jan. 14, 2023 at Jacksonville
AFL Championship, Dec. 26, 1965 vs. Buffalo

FIRST DOWNS PASSING

Most, Game

21 AFC Divisional, Jan. 2, 1982 at Miami (OT)
20 AFC Wild Card, Dec. 31, 1995 vs. Indianapolis
19 AFC First Round, Jan. 9, 1983 at Pittsburgh

Most, Game, Opponent

21 AFC Divisional, Jan. 13, 2008 at Indianapolis
AFC Divisional, Jan. 2, 1982 at Miami (OT)
20 AFC Wild Card, Jan. 5, 2014 at Cincinnati
19 AFC First Round, Jan. 9, 1983 at Pittsburgh

Most, Game, Both Teams

42 AFC Divisional, Jan. 2, 1982 at Miami (OT)
38 AFC First Round, Jan. 9, 1983 at Pittsburgh
35 AFC Divisional, Jan. 13, 2008 at Indianapolis

Fewest, Game

7 (5x) Last: AFC Divisional, Jan. 10, 1993 at Miami
8 (4x) Last: AFC Wild Card, Jan. 11, 2026 at New England
9 (5x) Last: AFC Wild Card, Jan. 11, 2025 at Houston

Fewest, Game, Opponent

5 AFC Divisional, Dec. 29, 1979 vs. Houston Oilers
6 AFC Divisional, Jan. 17, 2010 vs. N.Y. Jets
7 AFC Wild Card, Jan. 6, 2019 at Baltimore

Fewest, Game, Both Teams

15 (2x) Last: AFC Wild Card, Jan. 6, 2019 at Baltimore
16 (3x) Last: AFC Divisional, Jan. 10, 1993 at Miami
17 (2x) Last: AFC Wild Card, Jan. 2, 1993 vs. Kansas City

TOTAL NET YARDS GAINED

Most, Game

601 AFL Championship, Jan. 5, 1964 vs. Boston
564 AFC Divisional, Jan. 2, 1982 at Miami (OT)
479 AFC First Round, Jan. 9, 1983 at Pittsburgh

Most, Game, Opponent

498 AFC Divisional, Jan. 13, 2019 at New England
466 AFC Divisional, Jan. 2, 1982 at Miami (OT)
449 Super Bowl XXIX, Jan. 29, 1995 vs. S.F.

Most, Game, Both Teams

1,030 AFC Divisional, Jan. 2, 1982 at Miami (OT)
901 AFC First Round, Jan. 9, 1983 at Pittsburgh
862 AFL Championship, Jan. 5, 1964 vs. Boston

NET YARDS GAINED RUSHING

Most, Game

309 AFL Championship, Jan. 5, 1964 vs. Boston
202 AFC Wild Card, Jan. 8, 1995 vs. Miami
196 AFC Wild Card, Jan. 5, 2014 at Cincinnati

Most, Game, Opponent

219 AFL Championship, Dec. 26, 1964 vs. Buffalo
214 AFC Second Round, Jan. 16, 1983 at Miami
178 AFC Wild Card, Dec. 31, 1995 vs. Indianapolis

Most, Game, Both Teams

384 AFL Championship, Jan. 5, 1964 vs. Boston
343 AFL Championship, Dec. 26, 1964 vs. Buffalo
323 AFC Wild Card, Dec. 31, 1995 vs. Indianapolis

NET YARDS GAINED PASSING

Most, Game

415 AFC Divisional, Jan. 2, 1982 at Miami (OT)
351 AFC Championship, Jan. 11, 1981 vs. Oakland
333 AFC First Round, Jan. 9, 1983 at Pittsburgh

Most, Game, Opponent

402 AFC Divisional, Jan. 13, 2008 at Indianapolis
388 AFC Divisional, Jan. 2, 1982 at Miami (OT)
349 AFC Championship, Jan. 15, 1995 at Pit.

Most, Game, Both Teams

803 AFC Divisional, Jan. 2, 1982 at Miami (OT)
714 AFC Divisional, Jan. 13, 2008 at Indianapolis
659 AFC Divisional, Jan. 13, 2019 at New England

CHARGERS AND OPPONENT FIVE LONGEST POSTSEASON PLAYS

RUNS FROM SCRIMMAGE

CHARGERS

67t Keith Lincoln, AFL Championship, Jan. 5, 1964 vs. Boston
58t Ronnie Brown, AFC Wild Card, Jan. 5, 2014 at Cincinnati
Paul Lowe, AFL Championship, Jan. 5, 1964 vs. Boston
56 Keith Lincoln, AFL Championship, Jan. 5, 1964 vs. Boston
47 Paul Lowe, AFL Championship, Dec. 26, 1965 vs. Buffalo

OPPONENT

66t Zack Crockett, AFC Wild Card, Dec. 31, 1995 vs. Indianapolis
53t Shonn Greene, AFC Divisional, Jan. 17, 2010 vs. New York Jets
40 Sony Michel, AFC Divisional, Jan. 13, 2019 at New England
39 Cookie Gilchrist, AFL Championship, Dec. 26, 1964 at Buffalo
37 Drake Maye, AFC Wild Card, Jan. 11, 2026 at New England

PASS COMPLETIONS

CHARGERS

86t Justin Herbert to Ladd McConkey, AFC Wild Card, Jan. 11, 2025 at Hou. Oilers
62t Philip Rivers to Darren Sproles, AFC Divisional, Jan. 11, 2009 at Pittsburgh
58 Philip Rivers to LaDainian Tomlinson, AFC Divisional, Jan. 14, 2007 vs. N.E.
56t Philip Rivers to Darren Sproles, AFC Divisional, Jan. 13, 2008 at Ind.
49 Philip Rivers to Keenan Allen, AFC Divisional, Jan. 12, 2014 at Denver

OPPONENT

88t Billy Cannon to George Blanda, AFL Championship, Jan. 1, 1961 at Hou. Oilers
72t Peyton Manning to Reggie Wayne, AFC Wild Card, Jan. 3, 2009 vs. Ind.
55t Peyton Manning to Anthony Gonzalez, AFC Divisional, Jan. 13, 2008 at Ind.
51t Steve Young to Ricky Watters, Super Bowl XXIX at Joe Robbie Stadium, Jan. 29, 1995 vs. San Francisco
51 Jack Kemp, AFL Championship, Dec. 26, 1964 at Buffalo

FIELD GOALS

CHARGERS

54 John Carney, AFC Wild Card, Dec. 31, 1995 vs. Indianapolis
53 Michael Badgley, AFC Wild Card, Jan. 6, 2019 at Baltimore
50 Cameron Dicker, AFC Wild Card, Jan. 14, 2023 at Jacksonville
47 Michael Badgley, AFC Wild Card, Jan. 6, 2019 at Baltimore
42 Nate Kaeding, AFC Divisional, Jan. 11, 2009 at Pittsburgh

OPPONENT

50 Stephen Gotskowski, AFC Divisional, Jan. 14, 2007 vs. New England
46 Mike Nugent, AFC Wild Card, Jan. 5, 2014 at Cincinnati
Jay Feely, AFC Divisional, Jan. 17, 2010 vs. New York Jets
Adam Vinatieri, AFC Divisional, Jan. 13, 2008 at Indianapolis
George Blanda, AFL Championship, Dec. 24, 1961 vs. Houston Oilers

PUNTS

CHARGERS

67 Mike Scifres, AFC Wild Card, Jan. 3, 2009 vs. Indianapolis
66 Mike Scifres, AFC Divisional, Jan. 13, 2008 at Indianapolis
65 Darren Bennett, AFC Wild Card, Dec. 31, 1995 vs. Indianapolis
64 John Hadl, AFL Championship, Dec. 26, 1964 at Buffalo
62 Mike Scifres, AFC Divisional, Jan. 12, 2014 at Denver

OPPONENT

71 Ray Guy, AFC Championship, Jan. 11, 1981 vs. Oakland
67 Tommy Townsend, AFC Wild Card, Jan. 11, 2025 at Houston
68 Tom Yewcic, AFL Championship, Jan. 5, 1964 vs. Boston Patriots
64 Paul Maguire, AFL Championship, Dec. 26, 1964 at Buffalo
63 Hunter Smith, AFC Wild Card, Jan. 3, 2009 vs. Indianapolis

INTERCEPTION RETURNS

CHARGERS

41 Bud Whitehead, AFL Championship, Dec. 24, 1961 vs. Houston Oilers
40 Darren Carrington, AFC Wild Card, Jan. 2, 1993 vs. Kansas City
30 Shareece Wright, AFC Wild Card, Jan. 5, 2014 at Cincinnati
Antonio Cromartie, AFC Divisional, Jan. 13, 2008 at Indianapolis
24 Quentin Jammer, AFC Divisional, Jan. 17, 2010 vs. New York Jets

OPPONENT

54 Derek Stingley Jr., AFC Wild Card, Jan. 11, 2025 at Houston
38t Eric Murray, AFC Wild Card, Jan. 11, 2025 at Houston
36 Antoine Bethea, AFC Wild Card, Jan. 3, 2009 vs. Indianapolis
Jason Belser, AFC Wild Card, Dec. 31, 1995 vs. Indianapolis
32 Jason Belser, AFC Wild Card, Dec. 31, 1995 vs. Indianapolis

KICKOFF RETURNS

CHARGERS

98t Andre Coleman, Super Bowl XXIX at Joe Robbie Stadium Jan. 29, 1995 vs. S.F.
72 Desmond King, AFC Wild Card, Jan. 6, 2019 at Baltimore
Leslie "Speedy" Duncan, AFL Championship, Dec. 26, 1964 at Buffalo
63 Darren Sproles, AFC Divisional, Jan. 11, 2009 at Pittsburgh
49 Leslie "Speedy" Duncan, AFL Championship, Dec. 26, 1965 vs. Buffalo

OPPONENT

52 Jamal Agnew, AFC Wild Card, Jan. 14, 2023 at Jacksonville
42 O.J. McDuffie, AFC Divisional, Jan. 8, 1995 vs. Miami
Billy Cannon, AFL Championship, Jan. 1, 1961 at Houston Oilers
37 Trindon Holliday, AFC Divisional, Jan. 12, 2014 at Denver
T.J. Rushing, AFC Divisional, Jan. 13, 2008 at Indianapolis

PUNT RETURNS

CHARGERS

33 Desmond King, AFC Wild Card, Jan. 6, 2019 at Baltimore
30 Jerry Robinson, AFL Championship, Dec. 26, 1964 at Buffalo
28 Darren Sproles, AFC Wild Card, Jan. 3, 2009 vs. Indianapolis
Mike Fuller, AFC Championship, Jan. 11, 1981 vs. Oakland
Leslie "Speedy" Duncan, AFL Championship, Dec. 26, 1964 at Buffalo

OPPONENT

74t Butch Byrd, AFL Championship, Dec. 26, 1965 vs. Buffalo
67t Santonio Holmes, AFC Divisional, Jan. 11, 2009 at Pittsburgh
47 Eric Decker, AFC Divisional, Jan. 12, 2014 at Denver
46 Ray Buchanan, AFC Wild Card, Dec. 31, 1995 vs. Indianapolis
25 Jerricho Cotchery, AFC Divisional, Jan. 17, 2010 vs. New York Jets

FUMBLE RETURNS

CHARGERS

13 Richard Marshall, AFC Wild Card, Jan. 5, 2014 at Cincinnati
5 Derwin James Jr., AFC Wild Card, Jan. 11, 2025 at Houston
1 Richard Marshall, AFC Divisional, Jan. 12, 2014 at Denver

OPPONENT

12 C.J. Mosley, AFC Wild Card, Jan. 6, 2019 at Baltimore

LEAGUE STATS

2026 NATIONAL FOOTBALL LEAGUE

TEAM OFFENSIVE TOTALS

CATEGORY	BAL	BUF	CIN	CLE	DEN	HOU	IND	JAX	KC	LAC	LV
GAMES (W-L-T)	2-1-0	3-0-0	2-1-0	2-1-0	2-1-0	0-3-0	1-2-0	2-1-0	3-0-0	0-3-0	3-0-0
FIRST DOWNS	65	76	57	46	51	65	60	67	66	54	59
Rushing	29	31	18	15	15	20	25	27	26	19	15
Passing	33	37	37	26	29	34	31	31	37	28	37
Penalty	3	8	2	5	7	11	4	9	3	7	7
YDS GAINED (tot)	1196	1205	970	798	825	978	880	943	1249	926	935
Avg per Game	398.7	401.7	323.3	266.0	275.0	326.0	293.3	314.3	416.3	308.7	311.7
RUSHING (net)	502	465	274	263	243	254	310	358	460	339	300
Avg per Game	167.3	155.0	91.3	87.7	81.0	84.7	103.3	119.3	153.3	113.0	100.0
Rushes	97	90	68	75	68	71	83	86	92	81	93
Yards per Rush	5.2	5.2	4.0	3.5	3.6	3.6	3.7	4.2	5.0	4.2	3.2
PASSING (net)	694	740	696	535	582	724	570	585	789	587	635
Avg per Game	231.3	246.7	232.0	178.3	194.0	241.3	190.0	195.0	263.0	195.7	211.7
Attempts	76	86	103	83	93	121	98	81	98	88	92
Completions	53	56	73	57	56	72	65	54	67	52	62
Completion Pct	69.7%	65.1%	70.9%	68.7%	60.2%	59.5%	66.3%	66.7%	68.4%	59.1%	67.4%
Yards Gained	745	786	743	587	605	794	611	616	812	627	661
Sacked	5	8	7	9	5	10	6	4	4	8	5
Yards Lost	51	46	47	52	23	70	41	31	23	40	26
Had Intercepted	1	2	1	1	3	0	3	2	2	4	3
Yards Opp Ret	2	1	38	22	31	0	1	15	42	73	18
Opp TDs on Int	0	0	1	0	0	0	0	0	0	0	0
PUNTS	9	5	11	12	14	14	8	9	7	11	12
Avg Yards	45.9	48.6	43.6	47.6	49.9	48.3	50.9	48.3	55.6	45.6	51.2
PUNT RETURNS	4	6	4	2	7	4	2	3	4	1	4
Avg Return	13.5	9.0	4.8	5.5	11.0	10.8	12.5	2.3	3.8	14.0	16.0
Returned for TD	0	0	0	0	0	0	0	0	0	0	0
KICKOFF RETURNS	12	12	16	18	12	17	13	9	11	11	7
Avg Return	24.8	26.5	26.0	29.0	27.4	25.3	29.9	27.7	28.2	23.6	30.4
Returned for TD	0	0	0	0	0	0	0	0	0	0	0
PENALTIES	26	25	25	29	22	18	15	15	23	22	17
Yards Penalized	198	219	165	209	143	203	100	121	196	159	90
FUMBLES BY	1	6	2	3	5	4	4	2	2	7	4
Fumbles Lost	1	3	2	2	1	2	3	0	0	2	1
Opp Fumbles	4	4	5	2	3	5	2	5	4	4	12
Opp Fumbles Lost	2	2	4	0	0	2	1	2	2	3	5
POSS. TIME (avg)	30:39	28:42	30:47	28:33	27:42	30:05	29:20	31:29	30:26	28:43	30:03
TOUCHDOWNS	11	13	8	5	7	6	7	10	10	5	10
Rushing	7	8	1	0	2	3	4	3	3	2	1
Passing	4	5	6	5	4	3	3	7	7	3	9
Returns	0	0	1	0	1	0	0	0	0	0	0
KO Rec in EZ	0	0	0	0	0	0	0	0	0	0	0
EXTRA POINT KICKS	11/11	11/12	8/8	4/4	5/5	6/6	6/7	10/10	10/10	5/5	8/8
2-PT CONVERSIONS	0/0	0/1	0/0	1/1	2/2	0/0	0/0	0/0	0/0	0/0	0/2
FIELD GOALS MADE/ATTEMPTED	5/6	4/4	8/8	6/6	3/4	4/5	8/8	4/6	6/8	3/5	6/6
POINTS SCORED	92	101	80	54	60	54	72	82	88	44	88

©2000-2026 Elias Sports Bureau, Inc. All Rights Reserved.

2026 NATIONAL FOOTBALL LEAGUE

TEAM DEFENSIVE TOTALS

CATEGORY	BAL	BUF	CIN	CLE	DEN	HOU	IND	JAX	KC	LAC	LV
POINTS ALLOWED	78	78	63	71	70	75	91	36	50	76	54
OPP FIRST DOWNS	63	70	63	64	66	51	69	53	52	59	57
Rushing	24	18	15	21	26	16	29	18	18	20	19
Passing	33	41	40	37	34	33	38	30	27	36	33
Penalty	6	11	8	6	6	2	2	5	7	3	5
OPP YARDS GAINED (tot)	964	1084	1067	1033	1142	976	1252	981	834	1048	950
Avg per Game	321.3	361.3	355.7	344.3	380.7	325.3	417.3	327.0	278.0	349.3	316.7
OPP RUSHING (net)	315	321	287	361	431	260	424	274	299	349	349
Avg per Game	105.0	107.0	95.7	120.3	143.7	86.7	141.3	91.3	99.7	116.3	116.3
Rushes	77	80	61	80	85	75	87	76	78	96	78
Yards per Rush	4.1	4.0	4.7	4.5	5.1	3.5	4.9	3.6	3.8	3.6	4.5
OPP PASSING (net)	649	763	780	672	711	716	828	707	535	699	601
Avg per Game	216.3	254.3	260.0	224.0	237.0	238.7	276.0	235.7	178.3	233.0	200.3
Pass Attempts	105	110	118	105	111	96	99	84	95	92	96
Pass Completions	71	72	72	65	62	64	65	56	59	62	59
Completion Pct	67.6%	65.5%	61.0%	61.9%	55.9%	66.7%	65.7%	66.7%	62.1%	67.4%	61.5%
Yards Gained	694	827	861	718	763	776	873	738	551	734	667
Sacked	6	9	10	7	8	11	7	8	4	7	10
Yards Lost	45	64	81	46	52	60	45	31	16	35	66
INTERCEPTED BY	1	1	1	2	4	1	0	4	3	3	4
Yards Returned	1	41	11	23	93	0	0	53	5	3	67
Returned for TD	0	0	0	0	1	0	0	0	0	0	0
OPP PUNT RETURNS	5	1	5	5	6	7	6	5	2	2	2
Avg Return	9.4	14.0	10.0	4.6	7.5	7.7	8.2	6.2	18.0	12.0	14.0
Returned for TD	0	0	0	0	0	0	0	0	0	0	0
OPP KICKOFF RETURNS	10	18	16	13	12	9	16	15	16	8	14
Avg Return	31.9	25.8	25.1	26.4	24.6	28.3	28.3	29.7	27.0	24.5	25.6
Returned for TD	0	0	0	0	0	0	0	0	0	0	0
OPP TOUCHDOWNS	8	9	6	6	7	7	10	3	5	8	7
Rushing	5	2	2	0	3	2	5	1	3	4	2
Passing	3	7	3	6	4	5	5	2	2	4	5
Returns	0	0	1	0	0	0	0	0	0	0	0
KO Rec in EZ	0	0	0	0	0	0	0	0	0	0	0

©2000-2026 Elias Sports Bureau, Inc. All Rights Reserved.

2026 NATIONAL FOOTBALL LEAGUE

TEAM OFFENSIVE TOTALS

CATEGORY	MIA	NE	NYJ	PIT	TEN	ARI	ATL	CAR	CHI	DAL	DET
GAMES (W-L-T)	0-3-0	1-2-0	1-2-0	2-1-0	0-3-0	1-2-0	1-2-0	1-2-0	2-1-0	1-2-0	2-1-0
FIRST DOWNS	45	51	62	53	42	60	58	66	67	68	74
Rushing	15	20	22	14	15	17	31	14	26	17	25
Passing	24	23	34	33	24	37	22	46	34	42	43
Penalty	6	8	6	6	3	6	5	6	7	9	6
YDS GAINED (tot)	872	921	987	910	748	909	1022	1178	1224	991	1105
Avg per Game	290.7	307.0	329.0	303.3	249.3	303.0	340.7	392.7	408.0	330.3	368.3
RUSHING (net)	295	328	277	287	271	279	519	291	553	283	362
Avg per Game	98.3	109.3	92.3	95.7	90.3	93.0	173.0	97.0	184.3	94.3	120.7
Rushes	78	85	85	67	64	78	104	67	105	69	83
Yards per Rush	3.8	3.9	3.3	4.3	4.2	3.6	5.0	4.3	5.3	4.1	4.4
PASSING (net)	577	593	710	623	477	630	503	887	671	708	743
Avg per Game	192.3	197.7	236.7	207.7	159.0	210.0	167.7	295.7	223.7	236.0	247.7
Attempts	86	86	102	115	88	117	79	122	98	105	109
Completions	49	55	77	66	55	82	48	72	65	73	77
Completion Pct	57.0%	64.0%	75.5%	57.4%	62.5%	70.1%	60.8%	59.0%	66.3%	69.5%	70.6%
Yards Gained	627	631	783	700	504	652	544	939	708	730	802
Sacked	9	9	9	8	5	5	7	7	6	3	7
Yards Lost	50	38	73	77	27	22	41	52	37	22	59
Had Intercepted	2	6	0	2	1	1	6	2	1	1	0
Yards Opp Ret	0	64	0	22	0	0	122	-2	-1	0	0
Opp TDs on Int	0	0	0	0	0	0	2	0	0	0	0
PUNTS	9	10	13	13	16	14	11	10	8	5	13
Avg Yards	42.6	46.8	47.2	48.5	48.0	46.3	48.3	47.9	50.3	48.6	48.2
PUNT RETURNS	2	6	5	5	6	2	6	6	6	4	4
Avg Return	12.0	9.8	6.2	7.8	7.0	10.0	10.3	13.3	11.3	10.8	11.5
Returned for TD	0	0	0	0	0	0	0	0	0	0	0
KICKOFF RETURNS	16	11	10	13	9	12	11	14	8	10	13
Avg Return	27.8	24.5	24.6	22.6	24.1	26.8	25.3	22.3	23.1	27.5	26.5
Returned for TD	0	0	0	0	0	0	0	0	0	0	0
PENALTIES	23	22	25	17	18	24	21	27	25	21	22
Yards Penalized	175	149	234	148	133	245	218	210	160	210	160
FUMBLES BY	5	4	5	3	4	0	4	3	4	2	4
Fumbles Lost	2	2	1	2	2	0	2	2	2	1	1
Opp Fumbles	0	2	6	6	2	4	3	4	4	7	4
Opp Fumbles Lost	0	1	2	3	0	3	1	4	3	2	2
POSS. TIME (avg)	29:54	29:52	34:06	30:31	23:28	33:14	32:54	28:27	34:32	27:30	30:07
TOUCHDOWNS	3	3	7	5	4	6	5	10	11	10	12
Rushing	2	1	3	0	2	2	3	2	7	3	4
Passing	1	1	4	4	2	4	2	7	4	7	8
Returns	0	1	0	1	0	0	0	1	0	0	0
KO Rec in EZ	0	0	0	0	0	0	0	0	0	0	0
EXTRA POINT KICKS	3/3	3/3	5/5	5/5	4/4	6/6	4/4	8/9	11/11	8/9	12/12
2-PT CONVERSIONS	0/0	0/0	1/2	0/0	0/0	0/0	1/1	0/1	0/0	1/1	0/0
FIELD GOALS MADE/ATTEMPTED	5/7	5/7	5/6	6/8	3/4	7/8	5/8	7/7	4/5	6/7	3/3
POINTS SCORED	36	36	64	53	37	63	51	89	89	88	93

©2000-2026 Elias Sports Bureau, Inc. All Rights Reserved.

2026 NATIONAL FOOTBALL LEAGUE

TEAM DEFENSIVE TOTALS

CATEGORY	MIA	NE	NYJ	PIT	TEN	ARI	ATL	CAR	CHI	DAL	DET
POINTS ALLOWED	86	51	61	60	59	81	68	83	53	82	95
OPP FIRST DOWNS	62	52	51	50	58	63	51	60	49	76	85
Rushing	20	18	17	21	25	22	9	25	16	31	27
Passing	37	29	28	24	29	35	37	30	29	36	49
Penalty	5	5	6	5	4	6	5	5	4	9	9
OPP YARDS GAINED (tot)	1006	835	775	917	946	1086	932	1097	972	1161	1250
Avg per Game	335.3	278.3	258.3	305.7	315.3	362.0	310.7	365.7	324.0	387.0	416.7
OPP RUSHING (net)	313	325	262	339	379	383	143	580	351	539	352
Avg per Game	104.3	108.3	87.3	113.0	126.3	127.7	47.7	193.3	117.0	179.7	117.3
Rushes	89	75	62	77	104	84	52	101	69	107	80
Yards per Rush	3.5	4.3	4.2	4.4	3.6	4.6	2.8	5.7	5.1	5.0	4.4
OPP PASSING (net)	693	510	513	578	567	703	789	517	621	622	898
Avg per Game	231.0	170.0	171.0	192.7	189.0	234.3	263.0	172.3	207.0	207.3	299.3
Pass Attempts	76	93	93	81	83	80	130	92	84	84	124
Pass Completions	61	59	60	54	59	51	75	56	50	61	86
Completion Pct	80.3%	63.4%	64.5%	66.7%	71.1%	63.8%	57.7%	60.9%	59.5%	72.6%	69.4%
Yards Gained	693	569	554	633	597	741	820	558	657	623	979
Sacked	0	7	8	8	6	4	5	7	7	2	12
Yards Lost	0	59	41	55	30	38	31	41	36	1	81
INTERCEPTED BY	3	2	0	3	2	1	1	3	3	0	2
Yards Returned	34	23	0	48	95	0	17	72	0	0	4
Returned for TD	0	0	0	1	0	0	0	1	0	0	0
OPP PUNT RETURNS	4	3	6	8	6	5	4	3	4	2	7
Avg Return	9.0	10.0	16.3	9.1	12.0	7.2	15.5	10.3	9.0	19.0	8.1
Returned for TD	0	0	0	0	0	0	0	0	0	0	0
OPP KICKOFF RETURNS	6	10	10	12	2	10	12	14	12	12	13
Avg Return	35.7	26.1	28.2	28.0	28.5	20.6	25.6	22.5	22.1	18.7	22.2
Returned for TD	0	0	0	0	0	0	0	0	0	0	0
OPP TOUCHDOWNS	11	6	7	6	5	11	8	10	6	10	13
Rushing	4	2	2	1	3	3	0	6	3	3	4
Passing	7	4	5	4	2	8	6	4	3	7	9
Returns	0	0	0	1	0	0	2	0	0	0	0
KO Rec in EZ	0	0	0	0	0	0	0	0	0	0	0

©2000-2026 Elias Sports Bureau, Inc. All Rights Reserved.

2026 NATIONAL FOOTBALL LEAGUE

TEAM OFFENSIVE TOTALS

CATEGORY	GB	LAR	MIN	NO	NYG	PHI	SEA	SF	TB	WAS	NFL/Avg
GAMES (W-L-T)	1-2-0	1-2-0	3-0-0	1-2-0	2-1-0	2-1-0	2-1-0	3-0-0	0-3-0	1-2-0	---
FIRST DOWNS	53	64	39	75	56	47	64	69	47	61	59.0
Rushing	8	21	14	21	22	16	16	23	16	25	19.9
Passing	39	40	19	48	28	28	43	42	26	31	33.3
Penalty	6	3	6	6	6	3	5	4	5	5	5.7
YDS GAINED (tot)	946	1253	715	1148	814	907	1103	1198	838	942	988.6
Avg per Game	315.3	417.7	238.3	382.7	271.3	302.3	367.7	399.3	279.3	314.0	329.5
RUSHING (net)	146	401	304	304	355	332	303	409	283	396	335.8
Avg per Game	48.7	133.7	101.3	101.3	118.3	110.7	101.0	136.3	94.3	132.0	111.9
Rushes	48	80	85	80	91	76	80	80	66	96	80.3
Yards per Rush	3.0	5.0	3.6	3.8	3.9	4.4	3.8	5.1	4.3	4.1	4.2
PASSING (net)	800	852	411	844	459	575	800	789	555	546	652.8
Avg per Game	266.7	284.0	137.0	281.3	153.0	191.7	266.7	263.0	185.0	182.0	217.6
Attempts	124	114	73	132	83	88	96	83	99	100	97.4
Completions	65	69	41	91	51	56	68	60	61	60	62.8
Completion Pct	52.4%	60.5%	56.2%	68.9%	61.5%	63.6%	70.8%	72.3%	61.6%	60.0%	64.4%
Yards Gained	844	885	462	917	479	620	828	789	615	554	693.8
Sacked	8	5	9	10	7	8	3	0	13	3	6.6
Yards Lost	44	33	51	73	20	45	28	0	60	8	40.9
Had Intercepted	2	4	2	3	1	4	2	1	3	0	2.1
Yards Opp Ret	45	66	11	39	22	95	49	0	25	0	25.0
Opp TDs on Int	0	1	0	0	0	0	1	0	0	0	0.2
PUNTS	14	10	18	11	13	13	11	7	13	14	11.2
Avg Yards	49.3	46.7	46.1	44.3	51.1	49.1	44.9	47.4	47.1	50.6	47.9
PUNT RETURNS	6	7	6	7	2	7	7	6	6	5	4.8
Avg Return	18.2	9.9	21.7	6.4	6.0	10.9	9.6	4.2	11.2	13.4	10.3
Returned for TD	0	0	1	0	0	0	0	0	0	0	0.0
KICKOFF RETURNS	17	12	12	13	9	6	8	8	18	15	12.0
Avg Return	27.8	21.8	29.4	22.2	25.2	24.2	27.4	25.9	28.9	26.8	26.2
Returned for TD	0	0	0	0	0	0	0	0	0	0	0.0
PENALTIES	32	23	15	19	23	19	21	16	22	20	21.6
Yards Penalized	276	184	135	124	222	136	177	168	182	140	174.7
FUMBLES BY	8	4	1	7	6	1	4	1	5	4	3.7
Fumbles Lost	2	2	0	4	1	1	2	1	4	1	1.6
Opp Fumbles	3	2	4	5	4	3	0	4	0	2	3.7
Opp Fumbles Lost	0	0	2	2	2	0	0	1	0	1	1.6
POSS. TIME (avg)	25:00	31:05	29:47	30:49	32:50	28:44	30:16	28:18	30:03	32:06	30:00
TOUCHDOWNS	6	7	7	10	4	7	9	13	5	9	7.7
Rushing	0	1	2	2	1	2	1	4	2	1	2.5
Passing	6	6	4	8	3	5	8	9	2	7	4.9
Returns	0	0	1	0	0	0	0	0	1	1	0.3
KO Rec in EZ	0	0	0	0	0	0	0	0	0	0	0.0
EXTRA POINT KICKS	5/6	7/7	6/6	7/8	4/4	7/7	9/9	11/13	5/5	6/8	95.7%
2-PT CONVERSIONS	0/0	0/0	1/1	1/2	0/0	0/0	0/0	0/0	0/0	0/1	53.3%
FIELD GOALS MADE/ATTEMPTED	5/6	4/5	7/7	4/5	6/6	2/2	4/4	3/4	9/9	5/7	84.8%
POINTS SCORED	56	61	71	81	46	55	75	98	62	75	68.6

©2000-2026 Elias Sports Bureau, Inc. All Rights Reserved.

2026 NATIONAL FOOTBALL LEAGUE

TEAM DEFENSIVE TOTALS

CATEGORY	GB	LAR	MIN	NO	NYG	PHI	SEA	SF	TB	WAS	NFL/Avg
POINTS ALLOWED	91	63	41	83	55	69	50	50	79	92	68.6
OPP FIRST DOWNS	65	54	47	69	61	58	46	55	50	58	59.0
Rushing	27	18	14	26	16	22	16	17	17	10	19.9
Passing	27	30	30	37	38	31	23	32	29	44	33.3
Penalty	11	6	3	6	7	5	7	6	4	4	5.7
OPP YARDS GAINED (tot)	1022	818	959	1021	987	961	686	939	848	1087	988.6
Avg per Game	340.7	272.7	319.7	340.3	329.0	320.3	228.7	313.0	282.7	362.3	329.5
OPP RUSHING (net)	416	304	257	386	313	382	261	317	228	246	335.8
Avg per Game	138.7	101.3	85.7	128.7	104.3	127.3	87.0	105.7	76.0	82.0	111.9
Rushes	102	76	73	82	67	96	80	85	73	64	80.3
Yards per Rush	4.1	4.0	3.5	4.7	4.7	4.0	3.3	3.7	3.1	3.8	4.2
OPP PASSING (net)	606	514	702	635	674	579	425	622	620	841	652.8
Avg per Game	202.0	171.3	234.0	211.7	224.7	193.0	141.7	207.3	206.7	280.3	217.6
Pass Attempts	90	100	114	103	101	88	92	103	94	102	97.4
Pass Completions	60	56	58	69	67	55	59	69	64	72	62.8
Completion Pct	66.7%	56.0%	50.9%	67.0%	66.3%	62.5%	64.1%	67.0%	68.1%	70.6%	64.4%
Yards Gained	654	522	796	689	683	594	456	645	660	875	693.8
Sacked	7	3	14	7	1	3	7	6	6	5	6.6
Yards Lost	48	8	94	54	9	15	31	23	40	34	40.9
INTERCEPTED BY	2	3	4	1	3	0	4	1	2	2	2.1
Yards Returned	16	48	27	2	0	0	30	0	38	49	25.0
Returned for TD	0	0	0	0	0	0	0	0	1	1	0.2
OPP PUNT RETURNS	6	5	8	4	8	7	0	4	4	8	4.8
Avg Return	6.2	11.2	10.9	12.0	8.8	11.0	0.0	9.5	26.5	9.4	10.3
Returned for TD	0	0	0	0	0	0	0	0	1	0	0.0
OPP KICKOFF RETURNS	13	10	15	11	9	10	11	17	17	10	12.0
Avg Return	29.2	28.6	26.9	25.0	22.8	28.7	30.1	24.9	24.5	28.9	26.2
Returned for TD	0	0	0	0	0	0	0	0	0	0	0.0
OPP TOUCHDOWNS	11	7	3	10	8	8	6	5	7	11	7.7
Rushing	6	1	0	4	1	4	0	2	1	0	2.5
Passing	5	5	3	6	7	4	5	3	4	11	4.9
Returns	0	1	0	0	0	0	1	0	2	0	0.3
KO Rec in EZ	0	0	0	0	0	0	0	0	0	0	0.0

©2000-2026 Elias Sports Bureau, Inc. All Rights Reserved.

2026 NATIONAL FOOTBALL LEAGUE

AFC TEAM RANKINGS

	OFFENSE			DEFENSE		
TEAM	TOTAL	RUSH	PASS	TOTAL	RUSH	PASS
BAL	3	1	6	7	7	7
BUF	2	2	2	14	8	14
CIN	6	12	5	13	4	15
CLE	15	14	15	11	13	8
DEN	14	16	12	15	16	12
HOU	5	15	3	8	1	13
IND	12	7	14	16	15	16
JAX	7	4	11	9	3	11
KC	1	3	1	2	5	3
LAC	9	5	10	12	11t	10
LV	8	8	7	6	11t	6
MIA	13	9	13	10	6	9
NE	10	6	9	3	9	1
NYJ	4	11	4	1	2	2
PIT	11	10	8	4	10	5
TEN	16	13	16	5	14	4

NFC TEAM RANKINGS

	OFFENSE			DEFENSE		
TEAM	Total	Rush	Pass	Total	Rush	Pass
ARI	12	15	10	12	12	13
ATL	8	2	14	4	*1	14
CAR	4	12	*1	14	16	3
CHI	2	*1	9	8	9	7
DAL	9	13t	8	15	15	8t
DET	6	6	7	16	10	16
GB	10	16	4t	11	14	5
LAR	*1	4	2	2	6	2
MIN	16	9t	16	6	4	12
NO	5	9t	3	10	13	10
NYG	15	7	15	9	7	11
PHI	13	8	11	7	11	4
SEA	7	11	4t	*1	5	*1
SF	3	3	6	5	8	8t
TB	14	13t	12	3	2	6
WAS	11	5	13	13	3	15

t = Tied for position
* = League Leader

©2000-2026 Elias Sports Bureau, Inc. All Rights Reserved.

2026 NATIONAL FOOTBALL LEAGUE

NFL TEAM RANKINGS

	OFFENSE			DEFENSE		
TEAM	TOTAL	RUSH	PASS	TOTAL	RUSH	PASS
ARI	23	25	17	26	26	23
ATL	11	2	29	8	*1	29
BAL	6	3	14	14	14	17
BUF	4	4	9	25	16	27
CAR	7	21	*1	28	32	5
CHI	3	*1	15	15	21	13
CIN	15	27	13	24	9	28
CLE	30	29	28	22	23	18
DAL	12	23t	12	30	31	14t
DEN	28	31	22	29	30	25
DET	9	9	8	31	22	32
GB	16	32	4t	21	28	11
HOU	14	30	10	16	5	26
IND	25	15	25	32	29	30
JAX	17	10	21	17	8	24
KC	2	5	6t	4	10	6
LAC	20	12	20	23	19t	21
LAR	*1	7	2	3	11	4
LV	19	19	16	11	19t	10
MIA	26	20	23	19	12t	20
MIN	32	16t	32	12	4	22
NE	21	14	19	5	17	2
NO	8	16t	3	20	27	16
NYG	29	11	31	18	12t	19
NYJ	13	26	11	2	7	3
PHI	24	13	24	13	25	9
PIT	22	22	18	7	18	8
SEA	10	18	4t	*1	6	*1
SF	5	6	6t	9	15	14t
TB	27	23t	26	6	2	12
TEN	31	28	30	10	24	7
WAS	18	8	27	27	3	31

t = Tied for position
* = League Leader

©2000-2026 Elias Sports Bureau, Inc. All Rights Reserved.

2026 NATIONAL FOOTBALL LEAGUE

AFC TEAM OFFENSE RANK

TEAM	(A)	(B)	(C)	(D)	(E)	(F)	(G)	(H)	(I)	(J)	(K)	(L)	(M)	(N)	(O)	(P)	(Q)
BAL	3	1	1	1	6	1	6	7	4t	10	13t	3	11	13	12	2	6t
BUF	2	2	2	2	2	2	9t	13	1	1	5t	9	8	5	3	1	1t
CIN	6	5	12	8	5	7	3	8	9	3	1	14	9	15	13	6	1t
CLE	15	14	14	14	15	12	5	16	14	16	8t	13	3	10	4	10t	1t
DEN	14	10	16	13	12	11	13	3	12t	12	13t	6	7	4	5	9	9t
HOU	5	12	15	12	3	13	1t	10	4t	11	11	7	10	8	8	10t	8
IND	12	16	7	11	14	14	12	6	7	7	2	4	2	3	7	7	1t
JAX	7	4	4	7	11	4	11	2	2	2	13t	16	6	7	6	5	15
KC	1	3	3	3	1	3	8	1	3	4	5t	15	4	1	1	3t	9t
LAC	9	6	5	6	10	9	15	12	10	13	13t	2	15	14	10	13	16
LV	8	11	8	16	7	5	14	4	8	6	5t	1	1	2	2	3t	1t
MIA	13	8	9	10	13	10	9t	14t	15	5	12	5	5	16	14	15t	13t
NE	10	7	6	9	9	8	16	14t	12t	14	3t	8	13	12	9	15t	13t
NYJ	4	9	11	15	4	6	1t	11	6	9	3t	12	12	11	16	8	6t
PIT	11	13	10	4	8	16	7	9	11	15	10	10	16	6	11	12	9t
TEN	16	15	13	5	16	15	4	5	16	8	8t	11	14	9	15	14	9t

AFC TEAM DEFENSE RANK

TEAM	(A)	(B)	(C)	(D)	(E)	(F)	(G)	(H)	(I)	(J)	(K)	(L)	(M)	(N)	(O)	(P)	(Q)	(R)	(S)
BAL	7	5	7	8	7	5	12	14	11t	13	9	8	15	8	7	13t	8t	6	2
BUF	14	10	8	7	14	10	13	7	16	11	13	13t	5	14	12	13t	5t	4	4
CIN	13	13	4	14	15	8	14	6	11t	14	1t	9t	3	1	1	8	8t	5	10
CLE	11	9	13	13	8	7	10	13	13	8	1t	1	7	9	13	10	13t	11	14
DEN	15	12	16	16	12	6	5	11	14	15	11t	3	2	10	4	9	8t	9	15
HOU	8	7	1	1	13	12	11	1	2t	7	10	4	12	3	8	11	13t	13	6
IND	16	16	15	15	16	15	15t	12	15	5	6t	5	11	15	16	16	8t	12	16
JAX	9	14	3	3	11	14	1	4	6	1	6t	2	14	4	10	1	5t	1	9
KC	2	1	5	6	3	3	7	15	4t	6	4t	16	8	5	11	2	13t	2	1
LAC	12	8	11t	4	10	13	6	8	9	10	11t	11t	1	11	9	12	7	15	11
LV	6	6	11t	12	6	4	2	2	7	12	1t	13t	4	7	6	4	1	3	8
MIA	10	15	6	2	9	16	3	16	10	16	6t	6	16	16	15	15	4	16	12
NE	3	3	9	10	1	2	9	9	4t	4	14t	9t	6	6	5	3	2	10	5
NYJ	1	2	2	9	2	1	15t	5	2t	2	4t	15	10	12	3	7	13t	7	3
PIT	4	11	10	11	5	11	4	3	1	3	14t	7	9	2	2	6	3	8	7
TEN	5	4	14	5	4	9	8	10	8	9	14t	11t	13	13	14	5	12	14	13

(A) Total Yards per Game
(B) Total Yards per Play
(C) Rushing Yards per Game
(D) Rushing Yards per Attempt
(E) Passing Net Yards per Game
(F) Passing Net Yards per Play
(G) Passing, Percent Had Intercepted
(H) Sacks per Pass Play
(I) First Downs per Game
(J) Third Down Efficiency
(K) Fourth Down Efficiency
(L) Punt Return Average
(M) Kickoff Return Average
(N) Gross Punting Average
(O) Net Punting Average
(P) Points per Game
(Q) Field Goal Percentage
(R) Points per Game Differential (combined offense/defense)
(S) Net Yards per Game Differential (combined offense/defense)

©2000-2026 Elias Sports Bureau, Inc. All Rights Reserved.

2026 NATIONAL FOOTBALL LEAGUE

NFC TEAM OFFENSE RANK

TEAM	(A)	(B)	(C)	(D)	(E)	(F)	(G)	(H)	(I)	(J)	(K)	(L)	(M)	(N)	(O)	(P)	(Q)
ARI	12	14	15	14	10	13	3	5	10	9	1t	11	6	13	12	10	8
ATL	8	8	2	4	14	11	16	13	11	12	7t	10	10	7	15	15	16
CAR	4	4	12	7	1	4	9	7	6	11	14	4	14	9	6	3t	1t
CHI	2	5	1	1	9	6	5	8	5	4	6	6	13	3	3	3t	11t
DAL	9	6	13t	10	8	5	4	2	4	2	7t	9	4	6	10	5	9
DET	6	7	6	6	7	7	1t	9	2	8	5	5	8	8	8	2	1t
GB	10	10	16	16	4t	8	8	10	13	16	12t	2	3	4	1	13	10
LAR	1	2	4	3	2	3	14	6	7t	6	7t	12	16	12	14	12	11t
MIN	16	16	9t	15	16	15	12	15	16	15	1t	1	1	14	9	9	1t
NO	5	11	9t	12	3	10	11	11	1	3	4	14	15	16	11	6	11t
NYG	15	15	7	11	15	14	6t	12	12	7	7t	15	11	1	2	16	1t
PHI	13	9	8	5	11	9	15	14	14t	5	12t	8	12	5	4	14	1t
SEA	7	3	11	13	4t	2	10	4	7t	13	11	13	5	15	5	7t	1t
SF	3	1	3	2	6	1	6t	1	3	1	15t	16	9	10	13	1	14
TB	14	13	13t	8	12	16	13	16	14t	14	15t	7	2	11	16	11	1t
WAS	11	12	5	9	13	12	1t	3	9	10	1t	3	7	2	7	7t	15

NFC TEAM DEFENSE RANK

TEAM	(A)	(B)	(C)	(D)	(E)	(F)	(G)	(H)	(I)	(J)	(K)	(L)	(M)	(N)	(O)	(P)	(Q)	(R)	(S)
ARI	12	16	12	11	13	16	11	10	12	9	6	3	2	1	3	10	11t	15	15
ATL	4	6	1	1	14	7	14	12	5	4t	9	14	10	13	15	7	2t	12t	6
CAR	14	10	16	16	3	3	4	5t	10	10	10t	9	5	14	10	12t	5t	5t	7
CHI	8	14	9	15	7	13	2	3	3	3	7	6	3	7	6	4	11t	2	4
DAL	15	13	15	14	8t	14	15t	15	15	16	1t	15	1	11	4	11	5t	5t	13
DET	16	11	10	10	16	11	10	2	16	15	15t	4	4	3	7	16	2t	7t	11t
GB	11	7	14	9	5	9	7	4	13	13	1t	2	15	4	1	14	11t	16	10
LAR	2	2	6	8	2	2	5	14	6	8	10t	12	12	15	12	6	2t	7t	1
MIN	6	3	4	4	12	4	3	1	2	1	8	10	11	5	2	1	10	3	16
NO	10	9	13	13	10	6	12t	7	14	11t	1t	13	9	6	11	12t	7t	7t	5
NYG	9	12	7	12	11	12	6	16	11	14	1t	5	6	10	16	5	1	10	14
PHI	7	8	11	7	4	10	15t	13	8t	6	14	11	13	16	8	8	7t	11	9
SEA	1	1	5	3	1	1	1	5t	1	2	15t	1	16	2	5	2t	11t	4	2
SF	5	4	8	5	8t	5	12t	9	7	7	13	8	8	8	14	2t	7t	1	3
TB	3	5	2	2	6	8	8	8	4	4t	10t	16	7	9	13	9	11t	12t	8
WAS	13	15	3	6	15	15	9	11	8t	11t	1t	7	14	12	9	15	11t	12t	11t

(A) Total Yards per Game
(B) Total Yards per Play
(C) Rushing Yards per Game
(D) Rushing Yards per Attempt
(E) Passing Net Yards per Game
(F) Passing Net Yards per Play
(G) Passing, Percent Had Intercepted
(H) Sacks per Pass Play
(I) First Downs per Game
(J) Third Down Efficiency
(K) Fourth Down Efficiency
(L) Punt Return Average
(M) Kickoff Return Average
(N) Gross Punting Average
(O) Net Punting Average
(P) Points per Game
(Q) Field Goal Percentage
(R) Points per Game Differential (combined offense/defense)
(S) Net Yards per Game Differential (combined offense/defense)

©2000-2026 Elias Sports Bureau, Inc. All Rights Reserved.

2026 NATIONAL FOOTBALL LEAGUE

NFL TEAM OFFENSE RANK

TEAM	(A)	(B)	(C)	(D)	(E)	(F)	(G)	(H)	(I)	(J)	(K)	(L)	(M)	(N)	(O)	(P)	(Q)
BAL	6	2	3	2	14	2	13	17	10t	20	27t	5	22	27	22	4	15t
BUF	4	3	4	3	9	4	20t	27	1	3	10t	22	16	10t	3	1	1t
CIN	15	12	27	18	13	14	7	18	20	7t	1t	29	17	31	27	12	1t
CLE	30	25	29	29	28	23	10t	30	29	30	14t	28	4	19	4	24t	1t
DEN	28	21	31	28	22	21	26	9	25t	23	27t	13	11	7	5	21	22t
HOU	14	23	30	25	10	24	1t	21	10t	22	24	15t	19	14	9	24t	18t
IND	25	29	15	24	25	25	25	13t	16t	16	5t	8	2	4	8	15	1t
JAX	17	11	10	15	21	7	22	8	6t	5	27t	32	9	13	7	10	30
KC	2	4	5	6	6t	5	17	5	8t	9	10t	31	6	1	1	7t	22t
LAC	20	16	12	14	20	16	29t	25t	22	24	27t	4	27	28	18	29	32
LV	19	22	19	31	16	10	27	10	18	14	10t	3	1	2	2	7t	1t
MIA	26	19	20	23	23	17	20t	28t	30	12	25t	9	8	32	29	31t	27t
NE	21	18	14	20	19	15	31	28t	25t	28	7t	20	24	23	17	31t	27t
NYJ	13	20	26	30	11	13	1t	23	14	19	7t	26	23	21	31	17	15t
PIT	22	24	22	12	18	30	16	19	23t	29	21t	23	29	12	19	26	22t
TEN	31	26	28	13	30	28	9	11	31	17	14t	24	26	17	30	30	22t
ARI	23	30	25	26	17	27	5	6	16t	15	1t	18	13	25	24	18	13
ATL	11	13	2	7	29	22	32	24	19	25	14t	17	20	15	28	27	31
CAR	7	7	21	10	1	8	15	12	8t	21	25t	7	30	18	14	5t	1t
CHI	3	8	1	1	15	11	8	13t	6t	6	13	11	28	6	11	5t	18t
DAL	12	9	23t	17	12	9	6	2	5	2	14t	15t	10	10t	21	7t	14
DET	9	10	9	9	8	12	1t	15	3	13	7t	10	15	16	16	3	1t
GB	16	15	32	32	4t	18	14	16	23t	32	21t	2	7	8	6	22	15t
LAR	1	5	7	5	2	6	28	7	12t	10	14t	19	32	24	26	20	18t
MIN	32	32	16t	27	32	31	23	31	32	31	1t	1	3	26	20	16	1t
NO	8	17	16t	21	3	20	19	20	2	4	5t	25	31	30	23	11	18t
NYG	29	31	11	19	31	29	10t	22	21	11	14t	27	21	3	10	28	1t
PHI	24	14	13	8	24	19	29t	25t	27t	7t	21t	14	25	9	12	23	1t
SEA	10	6	18	22	4t	3	18	4	12t	26	20	21	12	29	13	13t	1t
SF	5	1	6	4	6t	1	10t	1	4	1	27t	30	18	20	25	2	22t
TB	27	28	23t	11	26	32	24	32	27t	27	27t	12	5	22	32	19	1t
WAS	18	27	8	16	27	26	1t	3	15	18	1t	6	14	5	15	13t	27t

(A) Total Yards per Game
(B) Total Yards per Play
(C) Rushing Yards per Game
(D) Rushing Yards per Attempt
(E) Passing Net Yards per Game
(F) Passing Net Yards per Play
(G) Passing, Percent Had Intercepted
(H) Sacks per Pass Play
(I) First Downs per Game
(J) Third Down Efficiency
(K) Fourth Down Efficiency
(L) Punt Return Average
(M) Kickoff Return Average
(N) Gross Punting Average
(O) Net Punting Average
(P) Points per Game
(Q) Field Goal Percentage

©2000-2026 Elias Sports Bureau, Inc. All Rights Reserved.

2026 NATIONAL FOOTBALL LEAGUE

NFL TEAM DEFENSE RANK

TEAM	(A)	(B)	(C)	(D)	(E)	(F)	(G)	(H)	(I)	(J)	(K)	(L)	(M)	(N)	(O)	(P)	(Q)	(R)	(S)
BAL	14	11	14	17	17	12	25	23	22t	19	22	15	31	18	19	21t	17t	10	6
BUF	25	19	16	15	27	20	26	10	30	17	26	26t	15	29	26	21t	11t	8	9
CIN	24	23	9	26	28	15	27	8	22t	21t	1t	17t	12	2	5	13t	17t	9	20
CLE	22	18	23	23	18	14	19	20	25	13t	1t	2	17	19	29	18	23t	22t	29
DEN	29	22	30	30	25	13	6	17	27	27	24t	6	9	21	15	17	17t	19	31
HOU	16	16	5	4	26	24	22	2	6t	12	23	7	23	8	21	19	23t	28	13
IND	32	32	29	28	30	29	29t	18	28t	10	15t	9	22	30	32	29t	17t	27	32
JAX	17	25	8	7	24	28	1	6	11	3t	15t	4	29	9	24	1	11t	2	17
KC	4	3	10	11	6	6	11	26	9t	11	12t	30	19	11t	25	3t	23t	3	3
LAC	23	17	19t	8	21	26	9t	12t	18	16	24t	23t	7	23	23	20	16	30	21
LV	11	14	19t	22	10	8	3	3	14	18	1t	26t	13	15	18	8	2	5	16
MIA	19	29	12t	5	20	32	4	32	21	28	15t	11t	32	32	31	28	8	32	22
NE	5	6	17	19	2	4	16	15	9t	7	28t	17t	16	13	17	6	3	21	11
NYJ	2	4	7	18	3	3	29t	7	6t	5	12t	29	21	24t	12t	12	23t	13	7
PIT	7	21	18	21	8	21	5	4	4t	6	28t	13	20	7	6	11	4t	17	14
TEN	10	8	24	9	7	19	14	16	15t	15	28t	23t	24	27	30	10	22	29	28
ARI	26	31	26	24	23	31	21	24	22t	23	9	5	2	1	3	24	23t	26	27
ATL	8	10	1	1	29	11	28	27	6t	8t	14	28	14	24t	27	15	4t	22t	10
CAR	28	20	32	32	5	5	9t	12t	19	24	15t	19	5	26	12t	26t	9t	11t	12
CHI	15	28	21	31	13	25	7	9	3	3t	10	11t	3	11t	8	7	23t	4	5
DAL	30	27	31	29	14t	27	29t	30	31	32	1t	31	1	20	4	25	9t	11t	25
DET	31	24	22	20	32	22	20	5	32	31	28t	8	4	4	9	32	4t	14t	23t
GB	21	12	28	16	11	17	15	11	26	29	1t	3	28	5	1	29t	23t	31	19
LAR	3	2	11	14	4	2	12	29	12	21t	15t	22	25	28	16	13t	4t	14t	1
MIN	12	5	4	6	22	7	8	1	2	1	11	20	18	6	2	2	17t	6	30
NO	20	15	27	27	16	10	23t	19	28t	25t	1t	23t	11	10	14	26t	11t	14t	8
NYG	18	26	12t	25	19	23	13	31	20	30	1t	10	6	17	28	9	1	18	26
PHI	13	13	25	13	9	18	29t	28	15t	13t	27	21	26	31	10	16	11t	20	18
SEA	1	1	6	3	1	1	2	12t	1	2	28t	1	30	3	7	3t	23t	7	2
SF	9	7	15	10	14t	9	23t	22	13	20	21	16	10	14	22	3t	11t	1	4
TB	6	9	2	2	12	16	17	21	4t	8t	15t	32	8	16	20	23	23t	22t	15
WAS	27	30	3	12	31	30	18	25	15t	25t	1t	14	27	22	11	31	23t	22t	23t

(A) Total Yards per Game
(B) Total Yards per Play
(C) Rushing Yards per Game
(D) Rushing Yards per Attempt
(E) Passing Net Yards per Game
(F) Passing Net Yards per Play
(G) Passing, Percent Had Intercepted
(H) Sacks per Pass Play
(I) First Downs per Game
(J) Third Down Efficiency
(K) Fourth Down Efficiency
(L) Punt Return Average
(M) Kickoff Return Average
(N) Gross Punting Average
(O) Net Punting Average
(P) Points per Game
(Q) Field Goal Percentage
(R) Points per Game Differential (combined offense/defense)
(S) Net Yards per Game Differential (combined offense/defense)

©2000-2026 Elias Sports Bureau, Inc. All Rights Reserved.

2026 NATIONAL FOOTBALL LEAGUE

AFC TOTAL OFFENSE

RANK	TEAM	TOTAL	RUSH	PASS	TOTAL/G	RUSH/G	PASS/G
1	Kansas City	1249	460	789	416.3	153.3	263.0
2	Buffalo	1205	465	740	401.7	155.0	246.7
3	Baltimore	1196	502	694	398.7	167.3	231.3
4	New York Jets	987	277	710	329.0	92.3	236.7
5	Houston	978	254	724	326.0	84.7	241.3
6	Cincinnati	970	274	696	323.3	91.3	232.0
7	Jacksonville	943	358	585	314.3	119.3	195.0
8	Las Vegas	935	300	635	311.7	100.0	211.7
9	Los Angeles Chargers	926	339	587	308.7	113.0	195.7
10	New England	921	328	593	307.0	109.3	197.7
11	Pittsburgh	910	287	623	303.3	95.7	207.7
12	Indianapolis	880	310	570	293.3	103.3	190.0
13	Miami	872	295	577	290.7	98.3	192.3
14	Denver	825	243	582	275.0	81.0	194.0
15	Cleveland	798	263	535	266.0	87.7	178.3
16	Tennessee	748	271	477	249.3	90.3	159.0
	TOTALS	**15343**	**5226**	**10117**	**319.6**	**108.9**	**210.8**

AFC TOTAL DEFENSE

RANK	TEAM	TOTAL	RUSH	PASS	TOTAL/G	RUSH/G	PASS/G
1	New York Jets	775	262	513	258.3	87.3	171.0
2	Kansas City	834	299	535	278.0	99.7	178.3
3	New England	835	325	510	278.3	108.3	170.0
4	Pittsburgh	917	339	578	305.7	113.0	192.7
5	Tennessee	946	379	567	315.3	126.3	189.0
6	Las Vegas	950	349	601	316.7	116.3	200.3
7	Baltimore	964	315	649	321.3	105.0	216.3
8	Houston	976	260	716	325.3	86.7	238.7
9	Jacksonville	981	274	707	327.0	91.3	235.7
10	Miami	1006	313	693	335.3	104.3	231.0
11	Cleveland	1033	361	672	344.3	120.3	224.0
12	Los Angeles Chargers	1048	349	699	349.3	116.3	233.0
13	Cincinnati	1067	287	780	355.7	95.7	260.0
14	Buffalo	1084	321	763	361.3	107.0	254.3
15	Denver	1142	431	711	380.7	143.7	237.0
16	Indianapolis	1252	424	828	417.3	141.3	276.0
	TOTALS	**15810**	**5288**	**10522**	**329.4**	**110.2**	**219.2**

©2000-2026 Elias Sports Bureau, Inc. All Rights Reserved.

2026 NATIONAL FOOTBALL LEAGUE

NFC TOTAL OFFENSE

RANK	TEAM	TOTAL	RUSH	PASS	TOTAL/G	RUSH/G	PASS/G
1	Los Angeles Rams	1253	401	852	417.7	133.7	284.0
2	Chicago	1224	553	671	408.0	184.3	223.7
3	San Francisco	1198	409	789	399.3	136.3	263.0
4	Carolina	1178	291	887	392.7	97.0	295.7
5	New Orleans	1148	304	844	382.7	101.3	281.3
6	Detroit	1105	362	743	368.3	120.7	247.7
7	Seattle	1103	303	800	367.7	101.0	266.7
8	Atlanta	1022	519	503	340.7	173.0	167.7
9	Dallas	991	283	708	330.3	94.3	236.0
10	Green Bay	946	146	800	315.3	48.7	266.7
11	Washington	942	396	546	314.0	132.0	182.0
12	Arizona	909	279	630	303.0	93.0	210.0
13	Philadelphia	907	332	575	302.3	110.7	191.7
14	Tampa Bay	838	283	555	279.3	94.3	185.0
15	New York Giants	814	355	459	271.3	118.3	153.0
16	Minnesota	715	304	411	238.3	101.3	137.0
	TOTALS	**16293**	**5520**	**10773**	**339.4**	**115.0**	**224.4**

NFC TOTAL DEFENSE

RANK	TEAM	TOTAL	RUSH	PASS	TOTAL/G	RUSH/G	PASS/G
1	Seattle	686	261	425	228.7	87.0	141.7
2	Los Angeles Rams	818	304	514	272.7	101.3	171.3
3	Tampa Bay	848	228	620	282.7	76.0	206.7
4	Atlanta	932	143	789	310.7	47.7	263.0
5	San Francisco	939	317	622	313.0	105.7	207.3
6	Minnesota	959	257	702	319.7	85.7	234.0
7	Philadelphia	961	382	579	320.3	127.3	193.0
8	Chicago	972	351	621	324.0	117.0	207.0
9	New York Giants	987	313	674	329.0	104.3	224.7
10	New Orleans	1021	386	635	340.3	128.7	211.7
11	Green Bay	1022	416	606	340.7	138.7	202.0
12	Arizona	1086	383	703	362.0	127.7	234.3
13	Washington	1087	246	841	362.3	82.0	280.3
14	Carolina	1097	580	517	365.7	193.3	172.3
15	Dallas	1161	539	622	387.0	179.7	207.3
16	Detroit	1250	352	898	416.7	117.3	299.3
	TOTALS	**15826**	**5458**	**10368**	**329.7**	**113.7**	**216.0**

©2000-2026 Elias Sports Bureau, Inc. All Rights Reserved.

2026 NATIONAL FOOTBALL LEAGUE

NFL TOTAL OFFENSE

RANK	TEAM	TOTAL	RUSH	PASS	TOTAL/G	RUSH/G	PASS/G
1	Los Angeles Rams	1253	401	852	417.7	133.7	284.0
2	Kansas City	1249	460	789	416.3	153.3	263.0
3	Chicago	1224	553	671	408.0	184.3	223.7
4	Buffalo	1205	465	740	401.7	155.0	246.7
5	San Francisco	1198	409	789	399.3	136.3	263.0
6	Baltimore	1196	502	694	398.7	167.3	231.3
7	Carolina	1178	291	887	392.7	97.0	295.7
8	New Orleans	1148	304	844	382.7	101.3	281.3
9	Detroit	1105	362	743	368.3	120.7	247.7
10	Seattle	1103	303	800	367.7	101.0	266.7
11	Atlanta	1022	519	503	340.7	173.0	167.7
12	Dallas	991	283	708	330.3	94.3	236.0
13	New York Jets	987	277	710	329.0	92.3	236.7
14	Houston	978	254	724	326.0	84.7	241.3
15	Cincinnati	970	274	696	323.3	91.3	232.0
16	Green Bay	946	146	800	315.3	48.7	266.7
17	Jacksonville	943	358	585	314.3	119.3	195.0
18	Washington	942	396	546	314.0	132.0	182.0
19	Las Vegas	935	300	635	311.7	100.0	211.7
20	Los Angeles Chargers	926	339	587	308.7	113.0	195.7
21	New England	921	328	593	307.0	109.3	197.7
22	Pittsburgh	910	287	623	303.3	95.7	207.7
23	Arizona	909	279	630	303.0	93.0	210.0
24	Philadelphia	907	332	575	302.3	110.7	191.7
25	Indianapolis	880	310	570	293.3	103.3	190.0
26	Miami	872	295	577	290.7	98.3	192.3
27	Tampa Bay	838	283	555	279.3	94.3	185.0
28	Denver	825	243	582	275.0	81.0	194.0
29	New York Giants	814	355	459	271.3	118.3	153.0
30	Cleveland	798	263	535	266.0	87.7	178.3
31	Tennessee	748	271	477	249.3	90.3	159.0
32	Minnesota	715	304	411	238.3	101.3	137.0
	TOTALS	**31636**	**10746**	**20890**	**329.5**	**111.9**	**217.6**

©2000-2026 Elias Sports Bureau, Inc. All Rights Reserved.

2026 NATIONAL FOOTBALL LEAGUE

NFL TOTAL DEFENSE

RANK	TEAM	TOTAL	RUSH	PASS	TOTAL/G	RUSH/G	PASS/G
1	Seattle	686	261	425	228.7	87.0	141.7
2	New York Jets	775	262	513	258.3	87.3	171.0
3	Los Angeles Rams	818	304	514	272.7	101.3	171.3
4	Kansas City	834	299	535	278.0	99.7	178.3
5	New England	835	325	510	278.3	108.3	170.0
6	Tampa Bay	848	228	620	282.7	76.0	206.7
7	Pittsburgh	917	339	578	305.7	113.0	192.7
8	Atlanta	932	143	789	310.7	47.7	263.0
9	San Francisco	939	317	622	313.0	105.7	207.3
10	Tennessee	946	379	567	315.3	126.3	189.0
11	Las Vegas	950	349	601	316.7	116.3	200.3
12	Minnesota	959	257	702	319.7	85.7	234.0
13	Philadelphia	961	382	579	320.3	127.3	193.0
14	Baltimore	964	315	649	321.3	105.0	216.3
15	Chicago	972	351	621	324.0	117.0	207.0
16	Houston	976	260	716	325.3	86.7	238.7
17	Jacksonville	981	274	707	327.0	91.3	235.7
18	New York Giants	987	313	674	329.0	104.3	224.7
19	Miami	1006	313	693	335.3	104.3	231.0
20	New Orleans	1021	386	635	340.3	128.7	211.7
21	Green Bay	1022	416	606	340.7	138.7	202.0
22	Cleveland	1033	361	672	344.3	120.3	224.0
23	Los Angeles Chargers	1048	349	699	349.3	116.3	233.0
24	Cincinnati	1067	287	780	355.7	95.7	260.0
25	Buffalo	1084	321	763	361.3	107.0	254.3
26	Arizona	1086	383	703	362.0	127.7	234.3
27	Washington	1087	246	841	362.3	82.0	280.3
28	Carolina	1097	580	517	365.7	193.3	172.3
29	Denver	1142	431	711	380.7	143.7	237.0
30	Dallas	1161	539	622	387.0	179.7	207.3
31	Detroit	1250	352	898	416.7	117.3	299.3
32	Indianapolis	1252	424	828	417.3	141.3	276.0
	TOTALS	**31636**	**10746**	**20890**	**329.5**	**111.9**	**217.6**

©2000-2026 Elias Sports Bureau, Inc. All Rights Reserved.

2026 NATIONAL FOOTBALL LEAGUE

AFC TEAM TAKEAWAYS/GIVEAWAYS

RANK	TEAM	TAKEAWAYS			GIVEAWAYS			NET DIFF
		INT	FUM	TOTAL	INT	FUM	TOTAL	
1	Las Vegas	4	5	9	3	1	4	+5
2	Jacksonville	4	2	6	2	0	2	+4
3	Kansas City	3	2	5	2	0	2	+3
4t	Cincinnati	1	4	5	1	2	3	+2
4t	Pittsburgh	3	3	6	2	2	4	+2
6t	Baltimore	1	2	3	1	1	2	+1
6t	Houston	1	2	3	0	2	2	+1
6t	New York Jets	0	2	2	0	1	1	+1
9t	Denver	4	0	4	3	1	4	0
9t	Los Angeles Chargers	3	3	6	4	2	6	0
11t	Cleveland	2	0	2	1	2	3	-1
11t	Miami	3	0	3	2	2	4	-1
11t	Tennessee	2	0	2	1	2	3	-1
14	Buffalo	1	2	3	2	3	5	-2
15t	Indianapolis	0	1	1	3	3	6	-5
15t	New England	2	1	3	6	2	8	-5
	TOTALS	**34**	**29**	**63**	**33**	**26**	**59**	**+4**

NFC TEAM TAKEAWAYS/GIVEAWAYS

RANK	TEAM	TAKEAWAYS			GIVEAWAYS			NET DIFF
		INT	FUM	TOTAL	INT	FUM	TOTAL	
1	Minnesota	4	2	6	2	0	2	+4
2t	Arizona	1	3	4	1	0	1	+3
2t	Carolina	3	4	7	2	2	4	+3
2t	Chicago	3	3	6	1	2	3	+3
2t	Detroit	2	2	4	0	1	1	+3
2t	New York Giants	3	2	5	1	1	2	+3
7	Washington	2	1	3	0	1	1	+2
8t	Dallas	0	2	2	1	1	2	0
8t	San Francisco	1	1	2	1	1	2	0
8t	Seattle	4	0	4	2	2	4	0
11	Green Bay	2	0	2	2	2	4	-2
12	Los Angeles Rams	3	0	3	4	2	6	-3
13	New Orleans	1	2	3	3	4	7	-4
14t	Philadelphia	0	0	0	4	1	5	-5
14t	Tampa Bay	2	0	2	3	4	7	-5
16	Atlanta	1	1	2	6	2	8	-6
	TOTALS	**32**	**23**	**55**	**33**	**26**	**59**	**-4**

©2000-2026 Elias Sports Bureau, Inc. All Rights Reserved.

2026 NATIONAL FOOTBALL LEAGUE

NFL TEAM TAKEAWAYS/GIVEAWAYS

		TAKEAWAYS			GIVEAWAYS			
RANK	TEAM	INT	FUM	TOTAL	INT	FUM	TOTAL	NET DIFF
1	Las Vegas	4	5	9	3	1	4	+5
2t	Jacksonville	4	2	6	2	0	2	+4
2t	Minnesota	4	2	6	2	0	2	+4
4t	Arizona	1	3	4	1	0	1	+3
4t	Carolina	3	4	7	2	2	4	+3
4t	Chicago	3	3	6	1	2	3	+3
4t	Detroit	2	2	4	0	1	1	+3
4t	Kansas City	3	2	5	2	0	2	+3
4t	New York Giants	3	2	5	1	1	2	+3
10t	Cincinnati	1	4	5	1	2	3	+2
10t	Pittsburgh	3	3	6	2	2	4	+2
10t	Washington	2	1	3	0	1	1	+2
13t	Baltimore	1	2	3	1	1	2	+1
13t	Houston	1	2	3	0	2	2	+1
13t	New York Jets	0	2	2	0	1	1	+1
16t	Dallas	0	2	2	1	1	2	0
16t	Denver	4	0	4	3	1	4	0
16t	Los Angeles Chargers	3	3	6	4	2	6	0
16t	San Francisco	1	1	2	1	1	2	0
16t	Seattle	4	0	4	2	2	4	0
21t	Cleveland	2	0	2	1	2	3	-1
21t	Miami	3	0	3	2	2	4	-1
21t	Tennessee	2	0	2	1	2	3	-1
24t	Buffalo	1	2	3	2	3	5	-2
24t	Green Bay	2	0	2	2	2	4	-2
26	Los Angeles Rams	3	0	3	4	2	6	-3
27	New Orleans	1	2	3	3	4	7	-4
28t	Indianapolis	0	1	1	3	3	6	-5
28t	New England	2	1	3	6	2	8	-5
28t	Philadelphia	0	0	0	4	1	5	-5
28t	Tampa Bay	2	0	2	3	4	7	-5
32	Atlanta	1	1	2	6	2	8	-6
	TOTALS	**66**	**52**	**118**	**66**	**52**	**118**	**0**

©2000-2026 Elias Sports Bureau, Inc. All Rights Reserved.

2026 NATIONAL FOOTBALL LEAGUE

AFC OFFENSE INSIDE THE 20

RANK	TEAM	DRIVES	PTS	TD	TD%	FG	SCORES	SCORE%
1	Jacksonville	9	59	8	88.9%	1	9	100.0%
2	Buffalo	12	71	9	75.0%	3	12	100.0%
3t	Baltimore	12	62	8	66.7%	2	10	83.3%
3t	Indianapolis	9	50	6	66.7%	3	9	100.0%
3t	New York Jets	9	51	6	66.7%	3	9	100.0%
6	Las Vegas	13	67	8	61.5%	4	12	92.3%
7t	Denver	10	50	6	60.0%	2	8	80.0%
7t	Kansas City	15	75	9	60.0%	4	13	86.7%
9	Los Angeles Chargers	9	44	5	55.6%	3	8	88.9%
10t	Cincinnati	8	37	4	50.0%	3	7	87.5%
10t	Houston	12	48	6	50.0%	2	8	66.7%
10t	Tennessee	8	34	4	50.0%	2	6	75.0%
13	Cleveland	8	31	3	37.5%	3	6	75.0%
14	Pittsburgh	6	23	2	33.3%	3	5	83.3%
15	Miami	7	26	2	28.6%	4	6	85.7%
16	New England	6	16	1	16.7%	3	4	66.7%
	TOTALS	**153**	**744**	**87**	**56.9%**	**45**	**132**	**86.3%**

AFC DEFENSE INSIDE THE 20

RANK	TEAM	DRIVES	PTS	TD	TD%	FG	SCORES	SCORE%
1	Jacksonville	10	26	2	20.0%	4	6	60.0%
2	Cincinnati	11	33	3	27.3%	4	7	63.6%
3	Pittsburgh	3	13	1	33.3%	2	3	100.0%
4	Houston	7	33	3	42.9%	4	7	100.0%
5	Cleveland	9	39	4	44.4%	4	8	88.9%
6	Denver	11	47	5	45.5%	4	9	81.8%
7	Tennessee	9	44	5	55.6%	3	8	88.9%
8	Kansas City	7	37	4	57.1%	3	7	100.0%
9	Los Angeles Chargers	12	61	7	58.3%	4	11	91.7%
10	Buffalo	13	68	8	61.5%	4	12	92.3%
11	New England	8	41	5	62.5%	2	7	87.5%
12	Indianapolis	12	65	8	66.7%	3	11	91.7%
13t	Baltimore	10	58	7	70.0%	3	10	100.0%
13t	New York Jets	10	58	7	70.0%	3	10	100.0%
15	Las Vegas	9	51	7	77.8%	1	8	88.9%
16	Miami	14	83	11	78.6%	2	13	92.9%
	TOTALS	**155**	**757**	**87**	**56.1%**	**50**	**137**	**88.4%**

©2000-2026 Elias Sports Bureau, Inc. All Rights Reserved.

2026 NATIONAL FOOTBALL LEAGUE

NFC OFFENSE INSIDE THE 20

RANK	TEAM	DRIVES	PTS	TD	TD%	FG	SCORES	SCORE%
1	San Francisco	10	64	9	90.0%	1	10	100.0%
2	New Orleans	11	67	9	81.8%	2	11	100.0%
3t	Atlanta	5	32	4	80.0%	1	5	100.0%
3t	Minnesota	5	32	4	80.0%	1	5	100.0%
5	Detroit	14	86	11	78.6%	3	14	100.0%
6	Dallas	12	72	9	75.0%	3	12	100.0%
7t	Philadelphia	9	45	6	66.7%	1	7	77.8%
7t	Washington	9	46	6	66.7%	2	8	88.9%
9	Carolina	13	66	8	61.5%	4	12	92.3%
10	Seattle	12	58	7	58.3%	3	10	83.3%
11	Arizona	11	57	6	54.5%	5	11	100.0%
12t	Chicago	12	45	6	50.0%	1	7	58.3%
12t	Los Angeles Rams	10	41	5	50.0%	2	7	70.0%
12t	New York Giants	8	37	4	50.0%	3	7	87.5%
15	Green Bay	12	44	5	41.7%	3	8	66.7%
16	Tampa Bay	10	36	3	30.0%	5	8	80.0%
	TOTALS	**163**	**828**	**102**	**62.6%**	**40**	**142**	**87.1%**

NFC DEFENSE INSIDE THE 20

RANK	TEAM	DRIVES	PTS	TD	TD%	FG	SCORES	SCORE%
1	Minnesota	9	16	1	11.1%	3	4	44.4%
2	Tampa Bay	8	33	3	37.5%	4	7	87.5%
3	San Francisco	10	40	4	40.0%	4	8	80.0%
4	Atlanta	12	51	6	50.0%	3	9	75.0%
5	Philadelphia	12	56	7	58.3%	3	10	83.3%
6	New Orleans	13	70	8	61.5%	5	13	100.0%
7	Los Angeles Rams	8	43	5	62.5%	2	7	87.5%
8	Seattle	6	31	4	66.7%	1	5	83.3%
9	Dallas	13	69	9	69.2%	2	11	84.6%
10	Arizona	10	50	7	70.0%	1	8	80.0%
11	Chicago	7	37	5	71.4%	1	6	85.7%
12	Washington	12	69	9	75.0%	2	11	91.7%
13	New York Giants	9	48	7	77.8%	0	7	77.8%
14	Green Bay	12	78	10	83.3%	2	12	100.0%
15	Detroit	13	81	11	84.6%	2	13	100.0%
16	Carolina	7	43	6	85.7%	0	6	85.7%
	TOTALS	**161**	**815**	**102**	**63.4%**	**35**	**137**	**85.1%**

©2000-2026 Elias Sports Bureau, Inc. All Rights Reserved.

2026 NATIONAL FOOTBALL LEAGUE

NFL OFFENSE INSIDE THE 20

RANK	TEAM	DRIVES	PTS	TD	TD%	FG	SCORES	SCORE%
1	San Francisco	10	64	9	90.0%	1	10	100.0%
2	Jacksonville	9	59	8	88.9%	1	9	100.0%
3	New Orleans	11	67	9	81.8%	2	11	100.0%
4t	Atlanta	5	32	4	80.0%	1	5	100.0%
4t	Minnesota	5	32	4	80.0%	1	5	100.0%
6	Detroit	14	86	11	78.6%	3	14	100.0%
7t	Buffalo	12	71	9	75.0%	3	12	100.0%
7t	Dallas	12	72	9	75.0%	3	12	100.0%
9t	Baltimore	12	62	8	66.7%	2	10	83.3%
9t	Indianapolis	9	50	6	66.7%	3	9	100.0%
9t	New York Jets	9	51	6	66.7%	3	9	100.0%
9t	Philadelphia	9	45	6	66.7%	1	7	77.8%
9t	Washington	9	46	6	66.7%	2	8	88.9%
14t	Carolina	13	66	8	61.5%	4	12	92.3%
14t	Las Vegas	13	67	8	61.5%	4	12	92.3%
16t	Denver	10	50	6	60.0%	2	8	80.0%
16t	Kansas City	15	75	9	60.0%	4	13	86.7%
18	Seattle	12	58	7	58.3%	3	10	83.3%
19	Los Angeles Chargers	9	44	5	55.6%	3	8	88.9%
20	Arizona	11	57	6	54.5%	5	11	100.0%
21t	Chicago	12	45	6	50.0%	1	7	58.3%
21t	Cincinnati	8	37	4	50.0%	3	7	87.5%
21t	Houston	12	48	6	50.0%	2	8	66.7%
21t	Los Angeles Rams	10	41	5	50.0%	2	7	70.0%
21t	New York Giants	8	37	4	50.0%	3	7	87.5%
21t	Tennessee	8	34	4	50.0%	2	6	75.0%
27	Green Bay	12	44	5	41.7%	3	8	66.7%
28	Cleveland	8	31	3	37.5%	3	6	75.0%
29	Pittsburgh	6	23	2	33.3%	3	5	83.3%
30	Tampa Bay	10	36	3	30.0%	5	8	80.0%
31	Miami	7	26	2	28.6%	4	6	85.7%
32	New England	6	16	1	16.7%	3	4	66.7%
	TOTALS	**316**	**1572**	**189**	**59.8%**	**85**	**274**	**86.7%**

©2000-2026 Elias Sports Bureau, Inc. All Rights Reserved.

2026 NATIONAL FOOTBALL LEAGUE

NFL DEFENSE INSIDE THE 20

RANK	TEAM	DRIVES	PTS	TD	TD%	FG	SCORES	SCORE%
1	Minnesota	9	16	1	11.1%	3	4	44.4%
2	Jacksonville	10	26	2	20.0%	4	6	60.0%
3	Cincinnati	11	33	3	27.3%	4	7	63.6%
4	Pittsburgh	3	13	1	33.3%	2	3	100.0%
5	Tampa Bay	8	33	3	37.5%	4	7	87.5%
6	San Francisco	10	40	4	40.0%	4	8	80.0%
7	Houston	7	33	3	42.9%	4	7	100.0%
8	Cleveland	9	39	4	44.4%	4	8	88.9%
9	Denver	11	47	5	45.5%	4	9	81.8%
10	Atlanta	12	51	6	50.0%	3	9	75.0%
11	Tennessee	9	44	5	55.6%	3	8	88.9%
12	Kansas City	7	37	4	57.1%	3	7	100.0%
13t	Los Angeles Chargers	12	61	7	58.3%	4	11	91.7%
13t	Philadelphia	12	56	7	58.3%	3	10	83.3%
15t	Buffalo	13	68	8	61.5%	4	12	92.3%
15t	New Orleans	13	70	8	61.5%	5	13	100.0%
17t	Los Angeles Rams	8	43	5	62.5%	2	7	87.5%
17t	New England	8	41	5	62.5%	2	7	87.5%
19t	Indianapolis	12	65	8	66.7%	3	11	91.7%
19t	Seattle	6	31	4	66.7%	1	5	83.3%
21	Dallas	13	69	9	69.2%	2	11	84.6%
22t	Arizona	10	50	7	70.0%	1	8	80.0%
22t	Baltimore	10	58	7	70.0%	3	10	100.0%
22t	New York Jets	10	58	7	70.0%	3	10	100.0%
25	Chicago	7	37	5	71.4%	1	6	85.7%
26	Washington	12	69	9	75.0%	2	11	91.7%
27t	Las Vegas	9	51	7	77.8%	1	8	88.9%
27t	New York Giants	9	48	7	77.8%	0	7	77.8%
29	Miami	14	83	11	78.6%	2	13	92.9%
30	Green Bay	12	78	10	83.3%	2	12	100.0%
31	Detroit	13	81	11	84.6%	2	13	100.0%
32	Carolina	7	43	6	85.7%	0	6	85.7%
	TOTALS	**316**	**1572**	**189**	**59.8%**	**85**	**274**	**86.7%**

©2000-2026 Elias Sports Bureau, Inc. All Rights Reserved.

2026 NATIONAL FOOTBALL LEAGUE

AFC TEAM OFFENSE FIRST DOWNS, THIRD DOWNS & FOURTH DOWNS

		FIRST DOWNS				THIRD DOWNS			FOURTH DOWNS		
RANK	TEAM	TOTAL	RUSH	PASS	PEN	MADE	ATT	PCT	MADE	ATT	PCT
1	Buffalo	76	31	37	8	18	33	54.5%	2	3	66.7%
2	Jacksonville	67	27	31	9	18	34	52.9%	0	0	0.0%
3	Kansas City	66	26	37	3	17	37	45.9%	4	6	66.7%
4t	Baltimore	65	29	33	3	10	27	37.0%	0	3	0.0%
4t	Houston	65	20	34	11	16	44	36.4%	2	7	28.6%
6	New York Jets	62	22	34	6	16	43	37.2%	3	4	75.0%
7	Indianapolis	60	25	31	4	15	37	40.5%	4	5	80.0%
8	Las Vegas	59	15	37	7	16	39	41.0%	2	3	66.7%
9	Cincinnati	57	18	37	2	19	41	46.3%	2	2	100.0%
10	Los Angeles Chargers	54	19	28	7	13	37	35.1%	0	4	0.0%
11	Pittsburgh	53	14	33	6	12	37	32.4%	1	3	33.3%
12t	Denver	51	15	29	7	13	36	36.1%	0	1	0.0%
12t	New England	51	20	23	8	13	40	32.5%	3	4	75.0%
14	Cleveland	46	15	26	5	11	36	30.6%	3	6	50.0%
15	Miami	45	15	24	6	17	41	41.5%	1	6	16.7%
16	Tennessee	42	15	24	3	15	38	39.5%	1	2	50.0%
	TOTALS	**919**	**326**	**498**	**95**	**239**	**600**	**39.8%**	**28**	**59**	**47.5%**

AFC TEAM DEFENSE FIRST DOWNS, THIRD DOWNS & FOURTH DOWNS

		FIRST DOWNS				THIRD DOWNS			FOURTH DOWNS		
RANK	TEAM	TOTAL	RUSH	PASS	PEN	MADE	ATT	PCT	MADE	ATT	PCT
1	Pittsburgh	50	21	24	5	12	36	33.3%	2	2	100.0%
2t	Houston	51	16	33	2	15	39	38.5%	2	3	66.7%
2t	New York Jets	51	17	28	6	10	31	32.3%	1	3	33.3%
4t	Kansas City	52	18	27	7	15	40	37.5%	2	6	33.3%
4t	New England	52	18	29	5	12	35	34.3%	2	2	100.0%
6	Jacksonville	53	18	30	5	9	31	29.0%	2	4	50.0%
7	Las Vegas	57	19	33	5	16	39	41.0%	0	2	0.0%
8	Tennessee	58	25	29	4	17	43	39.5%	3	3	100.0%
9	Los Angeles Chargers	59	20	36	3	16	40	40.0%	3	4	75.0%
10	Miami	62	20	37	5	13	27	48.1%	1	2	50.0%
11t	Baltimore	63	24	33	6	16	38	42.1%	3	5	60.0%
11t	Cincinnati	63	15	40	8	17	39	43.6%	0	4	0.0%
13	Cleveland	64	21	37	6	16	41	39.0%	0	4	0.0%
14	Denver	66	26	34	6	22	46	47.8%	3	4	75.0%
15	Indianapolis	69	29	38	2	12	33	36.4%	2	4	50.0%
16	Buffalo	70	18	41	11	17	42	40.5%	4	5	80.0%
	TOTALS	**940**	**325**	**529**	**86**	**235**	**600**	**39.2%**	**30**	**57**	**52.6%**

©2000-2026 Elias Sports Bureau, Inc. All Rights Reserved.

2026 NATIONAL FOOTBALL LEAGUE

NFC TEAM OFFENSE FIRST DOWNS, THIRD DOWNS & FOURTH DOWNS

		FIRST DOWNS				THIRD DOWNS			FOURTH DOWNS		
RANK	TEAM	TOTAL	RUSH	PASS	PEN	MADE	ATT	PCT	MADE	ATT	PCT
1	New Orleans	75	21	48	6	25	47	53.2%	4	5	80.0%
2	Detroit	74	25	43	6	14	34	41.2%	3	4	75.0%
3	San Francisco	69	23	42	4	17	27	63.0%	0	0	0.0%
4	Dallas	68	17	42	9	20	35	57.1%	1	2	50.0%
5	Chicago	67	26	34	7	20	42	47.6%	4	7	57.1%
6	Carolina	66	14	46	6	14	38	36.8%	1	6	16.7%
7t	Los Angeles Rams	64	21	40	3	15	35	42.9%	2	4	50.0%
7t	Seattle	64	16	43	5	11	33	33.3%	2	5	40.0%
9	Washington	61	25	31	5	16	42	38.1%	3	3	100.0%
10	Arizona	60	17	37	6	18	44	40.9%	3	3	100.0%
11	Atlanta	58	31	22	5	12	35	34.3%	1	2	50.0%
12	New York Giants	56	22	28	6	16	38	42.1%	1	2	50.0%
13	Green Bay	53	8	39	6	10	36	27.8%	2	6	33.3%
14t	Philadelphia	47	16	28	3	19	41	46.3%	1	3	33.3%
14t	Tampa Bay	47	16	26	5	14	43	32.6%	0	3	0.0%
16	Minnesota	39	14	19	6	13	43	30.2%	2	2	100.0%
	TOTALS	**968**	**312**	**568**	**88**	**254**	**613**	**41.4%**	**30**	**57**	**52.6%**

NFC TEAM DEFENSE FIRST DOWNS, THIRD DOWNS & FOURTH DOWNS

		FIRST DOWNS				THIRD DOWNS			FOURTH DOWNS		
RANK	TEAM	TOTAL	RUSH	PASS	PEN	MADE	ATT	PCT	MADE	ATT	PCT
1	Seattle	46	16	23	7	11	41	26.8%	4	4	100.0%
2	Minnesota	47	14	30	3	10	44	22.7%	2	7	28.6%
3	Chicago	49	16	29	4	9	31	29.0%	1	4	25.0%
4	Tampa Bay	50	17	29	4	15	42	35.7%	1	2	50.0%
5	Atlanta	51	9	37	5	15	42	35.7%	3	7	42.9%
6	Los Angeles Rams	54	18	30	6	17	39	43.6%	1	2	50.0%
7	San Francisco	55	17	32	6	18	42	42.9%	4	7	57.1%
8t	Philadelphia	58	22	31	5	16	41	39.0%	5	6	83.3%
8t	Washington	58	10	44	4	16	34	47.1%	0	1	0.0%
10	Carolina	60	25	30	5	19	42	45.2%	3	6	50.0%
11	New York Giants	61	16	38	7	18	33	54.5%	0	1	0.0%
12	Arizona	63	22	35	6	13	29	44.8%	1	6	16.7%
13	Green Bay	65	27	27	11	22	44	50.0%	0	1	0.0%
14	New Orleans	69	26	37	6	16	34	47.1%	0	0	0.0%
15	Dallas	76	31	36	9	20	34	58.8%	0	2	0.0%
16	Detroit	85	27	49	9	23	41	56.1%	3	3	100.0%
	TOTALS	**947**	**313**	**537**	**97**	**258**	**613**	**42.1%**	**28**	**59**	**47.5%**

©2000-2026 Elias Sports Bureau, Inc. All Rights Reserved.

2026 NATIONAL FOOTBALL LEAGUE

NFL TEAM OFFENSE FIRST DOWNS, THIRD DOWNS & FOURTH DOWNS

		FIRST DOWNS				THIRD DOWNS			FOURTH DOWNS		
RANK	TEAM	TOTAL	RUSH	PASS	PEN	MADE	ATT	PCT	MADE	ATT	PCT
1	Buffalo	76	31	37	8	18	33	54.5%	2	3	66.7%
2	New Orleans	75	21	48	6	25	47	53.2%	4	5	80.0%
3	Detroit	74	25	43	6	14	34	41.2%	3	4	75.0%
4	San Francisco	69	23	42	4	17	27	63.0%	0	0	0.0%
5	Dallas	68	17	42	9	20	35	57.1%	1	2	50.0%
6t	Chicago	67	26	34	7	20	42	47.6%	4	7	57.1%
6t	Jacksonville	67	27	31	9	18	34	52.9%	0	0	0.0%
8t	Carolina	66	14	46	6	14	38	36.8%	1	6	16.7%
8t	Kansas City	66	26	37	3	17	37	45.9%	4	6	66.7%
10t	Baltimore	65	29	33	3	10	27	37.0%	0	3	0.0%
10t	Houston	65	20	34	11	16	44	36.4%	2	7	28.6%
12t	Los Angeles Rams	64	21	40	3	15	35	42.9%	2	4	50.0%
12t	Seattle	64	16	43	5	11	33	33.3%	2	5	40.0%
14	New York Jets	62	22	34	6	16	43	37.2%	3	4	75.0%
15	Washington	61	25	31	5	16	42	38.1%	3	3	100.0%
16t	Arizona	60	17	37	6	18	44	40.9%	3	3	100.0%
16t	Indianapolis	60	25	31	4	15	37	40.5%	4	5	80.0%
18	Las Vegas	59	15	37	7	16	39	41.0%	2	3	66.7%
19	Atlanta	58	31	22	5	12	35	34.3%	1	2	50.0%
20	Cincinnati	57	18	37	2	19	41	46.3%	2	2	100.0%
21	New York Giants	56	22	28	6	16	38	42.1%	1	2	50.0%
22	Los Angeles Chargers	54	19	28	7	13	37	35.1%	0	4	0.0%
23t	Green Bay	53	8	39	6	10	36	27.8%	2	6	33.3%
23t	Pittsburgh	53	14	33	6	12	37	32.4%	1	3	33.3%
25t	Denver	51	15	29	7	13	36	36.1%	0	1	0.0%
25t	New England	51	20	23	8	13	40	32.5%	3	4	75.0%
27t	Philadelphia	47	16	28	3	19	41	46.3%	1	3	33.3%
27t	Tampa Bay	47	16	26	5	14	43	32.6%	0	3	0.0%
29	Cleveland	46	15	26	5	11	36	30.6%	3	6	50.0%
30	Miami	45	15	24	6	17	41	41.5%	1	6	16.7%
31	Tennessee	42	15	24	3	15	38	39.5%	1	2	50.0%
32	Minnesota	39	14	19	6	13	43	30.2%	2	2	100.0%
	TOTALS	**1887**	**638**	**1066**	**183**	**493**	**1213**	**40.6%**	**58**	**116**	**50.0%**

©2000-2026 Elias Sports Bureau, Inc. All Rights Reserved.

2026 NATIONAL FOOTBALL LEAGUE

NFL TEAM DEFENSE FIRST DOWNS, THIRD DOWNS & FOURTH DOWNS

		FIRST DOWNS				THIRD DOWNS			FOURTH DOWNS		
RANK	TEAM	TOTAL	RUSH	PASS	PEN	MADE	ATT	PCT	MADE	ATT	PCT
1	Seattle	46	16	23	7	11	41	26.8%	4	4	100.0%
2	Minnesota	47	14	30	3	10	44	22.7%	2	7	28.6%
3	Chicago	49	16	29	4	9	31	29.0%	1	4	25.0%
4t	Pittsburgh	50	21	24	5	12	36	33.3%	2	2	100.0%
4t	Tampa Bay	50	17	29	4	15	42	35.7%	1	2	50.0%
6t	Atlanta	51	9	37	5	15	42	35.7%	3	7	42.9%
6t	Houston	51	16	33	2	15	39	38.5%	2	3	66.7%
6t	New York Jets	51	17	28	6	10	31	32.3%	1	3	33.3%
9t	Kansas City	52	18	27	7	15	40	37.5%	2	6	33.3%
9t	New England	52	18	29	5	12	35	34.3%	2	2	100.0%
11	Jacksonville	53	18	30	5	9	31	29.0%	2	4	50.0%
12	Los Angeles Rams	54	18	30	6	17	39	43.6%	1	2	50.0%
13	San Francisco	55	17	32	6	18	42	42.9%	4	7	57.1%
14	Las Vegas	57	19	33	5	16	39	41.0%	0	2	0.0%
15t	Philadelphia	58	22	31	5	16	41	39.0%	5	6	83.3%
15t	Tennessee	58	25	29	4	17	43	39.5%	3	3	100.0%
15t	Washington	58	10	44	4	16	34	47.1%	0	1	0.0%
18	Los Angeles Chargers	59	20	36	3	16	40	40.0%	3	4	75.0%
19	Carolina	60	25	30	5	19	42	45.2%	3	6	50.0%
20	New York Giants	61	16	38	7	18	33	54.5%	0	1	0.0%
21	Miami	62	20	37	5	13	27	48.1%	1	2	50.0%
22t	Arizona	63	22	35	6	13	29	44.8%	1	6	16.7%
22t	Baltimore	63	24	33	6	16	38	42.1%	3	5	60.0%
22t	Cincinnati	63	15	40	8	17	39	43.6%	0	4	0.0%
25	Cleveland	64	21	37	6	16	41	39.0%	0	4	0.0%
26	Green Bay	65	27	27	11	22	44	50.0%	0	1	0.0%
27	Denver	66	26	34	6	22	46	47.8%	3	4	75.0%
28t	Indianapolis	69	29	38	2	12	33	36.4%	2	4	50.0%
28t	New Orleans	69	26	37	6	16	34	47.1%	0	0	0.0%
30	Buffalo	70	18	41	11	17	42	40.5%	4	5	80.0%
31	Dallas	76	31	36	9	20	34	58.8%	0	2	0.0%
32	Detroit	85	27	49	9	23	41	56.1%	3	3	100.0%
	TOTALS	**1887**	**638**	**1066**	**183**	**493**	**1213**	**40.6%**	**58**	**116**	**50.0%**

©2000-2026 Elias Sports Bureau, Inc. All Rights Reserved.

2026 NATIONAL FOOTBALL LEAGUE

AFC OFFENSIVE FIRST DOWN YARDAGE

RANK	TEAM	YDS/PL	PLAYS	YARDS
1	Buffalo	7.09	93	659
2	Baltimore	6.98	86	600
3	Kansas City	6.61	88	582
4	New York Jets	6.26	86	538
5	Pittsburgh	6.06	85	515
6	New England	5.53	77	426
7	Houston	5.52	85	469
8	Cleveland	5.43	74	402
9	Cincinnati	5.31	78	414
10	Los Angeles Chargers	5.27	77	406
11	Jacksonville	5.26	81	426
12	Tennessee	5.25	65	341
13	Denver	5.21	73	380
14	Indianapolis	5.16	82	423
15	Las Vegas	4.96	81	402
16	Miami	3.41	69	235
	TOTALS	**5.64**	**1280**	**7218**

AFC DEFENSIVE FIRST DOWN YARDAGE

RANK	TEAM	YDS/PL	PLAYS	YARDS
1	Baltimore	4.28	83	355
2	New England	4.39	77	338
3	Tennessee	4.88	83	405
4	Las Vegas	5.12	81	415
5	New York Jets	5.26	70	368
6	Kansas City	5.29	76	402
7	Los Angeles Chargers	5.30	86	456
8	Buffalo	5.46	85	464
9	Denver	5.51	88	485
10	Houston	5.59	78	436
11	Cleveland	5.66	86	487
12	Jacksonville	5.83	76	443
13	Pittsburgh	6.23	74	461
14	Indianapolis	6.34	90	571
15	Miami	6.62	79	523
16	Cincinnati	7.29	89	649
	TOTALS	**5.58**	**1301**	**7258**

©2000-2026 Elias Sports Bureau, Inc. All Rights Reserved.

2026 NATIONAL FOOTBALL LEAGUE

NFC OFFENSIVE FIRST DOWN YARDAGE

RANK	TEAM	YDS/PL	PLAYS	YARDS
1	San Francisco	6.53	81	529
2	Seattle	6.49	87	565
3	Chicago	6.04	90	544
4	Los Angeles Rams	5.96	90	536
5	Atlanta	5.84	86	502
6	Detroit	5.64	91	513
7	Carolina	5.58	88	491
8	New Orleans	5.19	97	503
9	Tampa Bay	5.14	76	391
10	Dallas	5.03	79	397
11	Arizona	4.96	84	417
12	Minnesota	4.79	66	316
13	Washington	4.41	86	379
14	Philadelphia	4.28	69	295
15	Green Bay	3.76	76	286
16	New York Giants	3.72	79	294
	TOTALS	**5.25**	**1325**	**6958**

NFC DEFENSIVE FIRST DOWN YARDAGE

RANK	TEAM	YDS/PL	PLAYS	YARDS
1	Minnesota	3.90	81	316
2	Seattle	4.08	72	294
3	Los Angeles Rams	4.23	75	317
4	San Francisco	4.56	79	360
5	Atlanta	4.68	76	356
6	New Orleans	5.15	89	458
7	Dallas	5.30	90	477
8	Green Bay	5.39	87	469
9	Washington	5.40	80	432
10	New York Giants	5.56	77	428
11	Philadelphia	5.72	79	452
12	Carolina	5.74	88	505
13	Arizona	5.78	79	457
14	Chicago	5.97	71	424
15	Tampa Bay	6.36	78	496
16	Detroit	6.57	103	677
	TOTALS	**5.31**	**1304**	**6918**

©2000-2026 Elias Sports Bureau, Inc. All Rights Reserved.

2026 NATIONAL FOOTBALL LEAGUE

NFL OFFENSIVE FIRST DOWN YARDAGE

RANK	TEAM	YDS/PL	PLAYS	YARDS
1	Buffalo	7.09	93	659
2	Baltimore	6.98	86	600
3	Kansas City	6.61	88	582
4	San Francisco	6.53	81	529
5	Seattle	6.49	87	565
6	New York Jets	6.26	86	538
7	Pittsburgh	6.06	85	515
8	Chicago	6.04	90	544
9	Los Angeles Rams	5.96	90	536
10	Atlanta	5.84	86	502
11	Detroit	5.64	91	513
12	Carolina	5.58	88	491
13	New England	5.53	77	426
14	Houston	5.52	85	469
15	Cleveland	5.43	74	402
16	Cincinnati	5.31	78	414
17	Los Angeles Chargers	5.27	77	406
18	Jacksonville	5.26	81	426
19	Tennessee	5.25	65	341
20	Denver	5.21	73	380
21	New Orleans	5.19	97	503
22	Indianapolis	5.16	82	423
23	Tampa Bay	5.14	76	391
24	Dallas	5.03	79	397
25	Arizona	4.96	84	417
26	Las Vegas	4.96	81	402
27	Minnesota	4.79	66	316
28	Washington	4.41	86	379
29	Philadelphia	4.28	69	295
30	Green Bay	3.76	76	286
31	New York Giants	3.72	79	294
32	Miami	3.41	69	235
	TOTALS	**5.44**	**2605**	**14176**

©2000-2026 Elias Sports Bureau, Inc. All Rights Reserved.

2026 NATIONAL FOOTBALL LEAGUE

NFL DEFENSIVE FIRST DOWN YARDAGE

RANK	TEAM	YDS/PL	PLAYS	YARDS
1	Minnesota	3.90	81	316
2	Seattle	4.08	72	294
3	Los Angeles Rams	4.23	75	317
4	Baltimore	4.28	83	355
5	New England	4.39	77	338
6	San Francisco	4.56	79	360
7	Atlanta	4.68	76	356
8	Tennessee	4.88	83	405
9	Las Vegas	5.12	81	415
10	New Orleans	5.15	89	458
11	New York Jets	5.26	70	368
12	Kansas City	5.29	76	402
13	Dallas	5.30	90	477
14	Los Angeles Chargers	5.30	86	456
15	Green Bay	5.39	87	469
16	Washington	5.40	80	432
17	Buffalo	5.46	85	464
18	Denver	5.51	88	485
19	New York Giants	5.56	77	428
20	Houston	5.59	78	436
21	Cleveland	5.66	86	487
22	Philadelphia	5.72	79	452
23	Carolina	5.74	88	505
24	Arizona	5.78	79	457
25	Jacksonville	5.83	76	443
26	Chicago	5.97	71	424
27	Pittsburgh	6.23	74	461
28	Indianapolis	6.34	90	571
29	Tampa Bay	6.36	78	496
30	Detroit	6.57	103	677
31	Miami	6.62	79	523
32	Cincinnati	7.29	89	649
	TOTALS	**5.44**	**2605**	**14176**

©2000-2026 Elias Sports Bureau, Inc. All Rights Reserved.

2026 NATIONAL FOOTBALL LEAGUE

AFC KICKOFFS (RECEIVING TEAM)

RANK	TEAM	TOTAL KO	ADJ KO	TB	TB%	EZ	EZ%	OB	IN20	AVG START
1	Las Vegas	12	10	3	30.0%	4	40.0%	1	1	35.0
2	Indianapolis	18	18	5	27.8%	6	33.3%	0	2	32.6
3	Cleveland	19	18	1	5.6%	4	22.2%	0	3	32.2
4	Tennessee	15	13	6	46.2%	6	46.2%	0	0	31.9
5	Denver	15	15	3	20.0%	4	26.7%	0	0	31.5
6	Jacksonville	11	11	2	18.2%	2	18.2%	0	1	31.4
7	Miami	17	17	1	5.9%	3	17.6%	0	2	31.1
8	Kansas City	14	14	3	21.4%	4	28.6%	0	0	30.6
9	Buffalo	16	14	3	21.4%	5	35.7%	0	2	30.4
10	Baltimore	17	17	3	17.6%	6	35.3%	2	1	29.5
11	Pittsburgh	15	15	1	6.7%	2	13.3%	1	1	29.3
12	Los Angeles Chargers	16	16	4	25.0%	7	43.8%	1	2	28.6
13	New York Jets	14	13	2	15.4%	4	30.8%	1	1	28.6
14	Cincinnati	16	16	0	0.0%	0	0.0%	0	3	28.4
15	Houston	19	19	2	10.5%	3	15.8%	0	1	27.5
16	New England	11	11	0	0.0%	2	18.2%	0	2	25.8
	TOTALS	**245**	**237**	**39**	**16.5%**	**62**	**26.2%**	**6**	**22**	**30.2**

AFC KICKOFFS (KICKING TEAM)

RANK	TEAM	TOTAL KO	ADJ KO	TB	TB%	EZ	EZ%	OB	IN20	AVG START
1	Buffalo	20	20	2	10.0%	5	25.0%	0	2	28.9
2	Denver	13	13	1	7.7%	1	7.7%	0	0	29.0
3	New England	11	11	1	9.1%	3	27.3%	0	1	29.3
4t	Cincinnati	19	19	3	15.8%	4	21.1%	0	1	29.3
4t	Indianapolis	19	19	3	15.8%	4	21.1%	0	1	29.3
6	Kansas City	18	18	2	11.1%	5	27.8%	0	3	29.5
7	Los Angeles Chargers	12	10	2	20.0%	2	20.0%	0	1	29.9
8	Cleveland	14	14	1	7.1%	3	21.4%	0	0	31.0
9	Jacksonville	16	16	1	6.3%	3	18.8%	0	3	31.2
10	Houston	13	13	4	30.8%	4	30.8%	0	2	31.3
11	Las Vegas	18	18	3	16.7%	3	16.7%	1	0	31.3
12	Pittsburgh	13	13	1	7.7%	2	15.4%	0	1	31.4
13	New York Jets	15	14	5	35.7%	5	35.7%	0	0	33.4
14	Baltimore	17	17	7	41.2%	7	41.2%	0	1	34.2
15	Tennessee	9	8	4	50.0%	6	75.0%	2	0	34.6
16	Miami	9	9	3	33.3%	5	55.6%	0	0	36.2
	TOTALS	**236**	**232**	**43**	**18.5%**	**62**	**26.7%**	**3**	**16**	**31.0**

ADJ KO: Adjusted kickoffs are used to compute Avg. Team Drive Start. Adjusted kickoffs do not include onside kicks or kickoffs at the end of a half unless either kickoff is returned for a touchdown. Adjusted kickoffs also do not include non-onside kickoffs that result in the kicking team ultimately retaining possession.
IN20: The number of drives that start inside (not including) the 20-yard line.

©2000-2026 Elias Sports Bureau, Inc. All Rights Reserved.

2026 NATIONAL FOOTBALL LEAGUE

NFC KICKOFFS (RECEIVING TEAM)

RANK	TEAM	TOTAL KO	ADJ KO	TB	TB%	EZ	EZ%	OB	IN20	AVG START
1	Minnesota	13	13	1	7.7%	4	30.8%	0	0	34.4
2	San Francisco	12	11	3	27.3%	4	36.4%	0	0	33.4
3	Washington	19	19	2	10.5%	4	21.1%	2	2	32.8
4	Philadelphia	15	14	6	42.9%	7	50.0%	2	0	32.4
5t	New York Giants	11	11	2	18.2%	5	45.5%	0	1	31.9
5t	Seattle	11	11	2	18.2%	3	27.3%	1	0	31.9
7	Detroit	18	18	5	27.8%	6	33.3%	0	1	31.8
8	Green Bay	18	18	1	5.6%	2	11.1%	0	1	31.1
9	Tampa Bay	20	20	2	10.0%	8	40.0%	0	1	30.9
10	Arizona	15	15	3	20.0%	3	20.0%	0	0	30.5
11	Dallas	16	16	6	37.5%	6	37.5%	0	2	30.4
12	New Orleans	17	17	2	11.8%	3	17.6%	2	0	29.4
13	Atlanta	15	15	4	26.7%	5	33.3%	0	2	28.0
14	Carolina	17	17	1	5.9%	2	11.8%	2	1	27.9
15	Chicago	12	11	3	27.3%	4	36.4%	0	2	26.5
16	Los Angeles Rams	14	14	2	14.3%	4	28.6%	0	2	26.1
	TOTALS	**243**	**240**	**45**	**18.8%**	**70**	**29.2%**	**9**	**15**	**30.6**

NFC KICKOFFS (KICKING TEAM)

RANK	TEAM	TOTAL KO	ADJ KO	TB	TB%	EZ	EZ%	OB	IN20	AVG START
1	Carolina	20	18	5	27.8%	6	33.3%	0	3	25.9
2	New York Giants	12	11	3	27.3%	3	27.3%	0	2	26.5
3	Detroit	17	16	3	18.8%	8	50.0%	1	1	28.1
4	Tampa Bay	17	17	0	0.0%	4	23.5%	0	1	28.4
5	Dallas	19	19	4	21.1%	7	36.8%	3	3	28.8
6	San Francisco	18	18	1	5.6%	3	16.7%	0	1	29.4
7	Chicago	18	18	3	16.7%	3	16.7%	3	1	29.5
8	Minnesota	17	17	2	11.8%	5	29.4%	0	3	29.6
9	Washington	16	15	4	26.7%	5	33.3%	1	1	30.1
10	New Orleans	16	15	4	26.7%	6	40.0%	1	1	30.3
11	Atlanta	13	13	0	0.0%	2	15.4%	1	0	31.2
12	Seattle	16	16	4	25.0%	7	43.8%	1	1	31.6
13	Arizona	15	14	3	21.4%	5	35.7%	1	1	31.6
14	Green Bay	14	14	1	7.1%	1	7.1%	0	2	32.4
15	Philadelphia	11	11	1	9.1%	1	9.1%	0	0	32.8
16	Los Angeles Rams	13	13	3	23.1%	4	30.8%	0	0	34.0
	TOTALS	**252**	**245**	**41**	**16.7%**	**70**	**28.6%**	**12**	**21**	**29.9**

ADJ KO: Adjusted kickoffs are used to compute Avg. Team Drive Start. Adjusted kickoffs do not include onside kicks or kickoffs at the end of a half unless either kickoff is returned for a touchdown. Adjusted kickoffs also do not include non-onside kickoffs that result in the kicking team ultimately retaining possession.
IN20: The number of drives that start inside (not including) the 20-yard line.

©2000-2026 Elias Sports Bureau, Inc. All Rights Reserved.

2026 NATIONAL FOOTBALL LEAGUE

NFL KICKOFFS (RECEIVING TEAM)

RANK	TEAM	TOTAL KO	ADJ KO	TB	TB%	EZ	EZ%	OB	IN20	AVG START
1	Las Vegas	12	10	3	30.0%	4	40.0%	1	1	35.0
2	Minnesota	13	13	1	7.7%	4	30.8%	0	0	34.4
3	San Francisco	12	11	3	27.3%	4	36.4%	0	0	33.4
4	Washington	19	19	2	10.5%	4	21.1%	2	2	32.8
5	Indianapolis	18	18	5	27.8%	6	33.3%	0	2	32.6
6	Philadelphia	15	14	6	42.9%	7	50.0%	2	0	32.4
7	Cleveland	19	18	1	5.6%	4	22.2%	0	3	32.2
8	Tennessee	15	13	6	46.2%	6	46.2%	0	0	31.9
9t	New York Giants	11	11	2	18.2%	5	45.5%	0	1	31.9
9t	Seattle	11	11	2	18.2%	3	27.3%	1	0	31.9
11	Detroit	18	18	5	27.8%	6	33.3%	0	1	31.8
12	Denver	15	15	3	20.0%	4	26.7%	0	0	31.5
13	Jacksonville	11	11	2	18.2%	2	18.2%	0	1	31.4
14	Miami	17	17	1	5.9%	3	17.6%	0	2	31.1
15	Green Bay	18	18	1	5.6%	2	11.1%	0	1	31.1
16	Tampa Bay	20	20	2	10.0%	8	40.0%	0	1	30.9
17	Kansas City	14	14	3	21.4%	4	28.6%	0	0	30.6
18	Arizona	15	15	3	20.0%	3	20.0%	0	0	30.5
19	Dallas	16	16	6	37.5%	6	37.5%	0	2	30.4
20	Buffalo	16	14	3	21.4%	5	35.7%	0	2	30.4
21	Baltimore	17	17	3	17.6%	6	35.3%	2	1	29.5
22	New Orleans	17	17	2	11.8%	3	17.6%	2	0	29.4
23	Pittsburgh	15	15	1	6.7%	2	13.3%	1	1	29.3
24	Los Angeles Chargers	16	16	4	25.0%	7	43.8%	1	2	28.6
25	New York Jets	14	13	2	15.4%	4	30.8%	1	1	28.6
26	Cincinnati	16	16	0	0.0%	0	0.0%	0	3	28.4
27	Atlanta	15	15	4	26.7%	5	33.3%	0	2	28.0
28	Carolina	17	17	1	5.9%	2	11.8%	2	1	27.9
29	Houston	19	19	2	10.5%	3	15.8%	0	1	27.5
30	Chicago	12	11	3	27.3%	4	36.4%	0	2	26.5
31	Los Angeles Rams	14	14	2	14.3%	4	28.6%	0	2	26.1
32	New England	11	11	0	0.0%	2	18.2%	0	2	25.8
	TOTALS	**976**	**954**	**168**	**17.6%**	**264**	**27.7%**	**30**	**74**	**30.4**

ADJ KO: Adjusted kickoffs are used to compute Avg. Team Drive Start. Adjusted kickoffs do not include onside kicks or kickoffs at the end of a half unless either kickoff is returned for a touchdown. Adjusted kickoffs also do not include non-onside kickoffs that result in the kicking team ultimately retaining possession.
IN20: The number of drives that start inside (not including) the 20-yard line.

©2000-2026 Elias Sports Bureau, Inc. All Rights Reserved.

2026 NATIONAL FOOTBALL LEAGUE

NFL KICKOFFS (KICKING TEAM)

RANK	TEAM	TOTAL KO	ADJ KO	TB	TB%	EZ	EZ%	OB	IN20	AVG START
1	Carolina	20	18	5	27.8%	6	33.3%	0	3	25.9
2	New York Giants	12	11	3	27.3%	3	27.3%	0	2	26.5
3	Detroit	17	16	3	18.8%	8	50.0%	1	1	28.1
4	Tampa Bay	17	17	0	0.0%	4	23.5%	0	1	28.4
5	Dallas	19	19	4	21.1%	7	36.8%	3	3	28.8
6	Buffalo	20	20	2	10.0%	5	25.0%	0	2	28.9
7	Denver	13	13	1	7.7%	1	7.7%	0	0	29.0
8	New England	11	11	1	9.1%	3	27.3%	0	1	29.3
9t	Cincinnati	19	19	3	15.8%	4	21.1%	0	1	29.3
9t	Indianapolis	19	19	3	15.8%	4	21.1%	0	1	29.3
11	San Francisco	18	18	1	5.6%	3	16.7%	0	1	29.4
12t	Chicago	18	18	3	16.7%	3	16.7%	3	1	29.5
12t	Kansas City	18	18	2	11.1%	5	27.8%	0	3	29.5
14	Minnesota	17	17	2	11.8%	5	29.4%	0	3	29.6
15	Los Angeles Chargers	12	10	2	20.0%	2	20.0%	0	1	29.9
16	Washington	16	15	4	26.7%	5	33.3%	1	1	30.1
17	New Orleans	16	15	4	26.7%	6	40.0%	1	1	30.3
18	Cleveland	14	14	1	7.1%	3	21.4%	0	0	31.0
19	Atlanta	13	13	0	0.0%	2	15.4%	1	0	31.2
20	Jacksonville	16	16	1	6.3%	3	18.8%	0	3	31.2
21	Houston	13	13	4	30.8%	4	30.8%	0	2	31.3
22	Las Vegas	18	18	3	16.7%	3	16.7%	1	0	31.3
23	Pittsburgh	13	13	1	7.7%	2	15.4%	0	1	31.4
24	Seattle	16	16	4	25.0%	7	43.8%	1	1	31.6
25	Arizona	15	14	3	21.4%	5	35.7%	1	1	31.6
26	Green Bay	14	14	1	7.1%	1	7.1%	0	2	32.4
27	Philadelphia	11	11	1	9.1%	1	9.1%	0	0	32.8
28	New York Jets	15	14	5	35.7%	5	35.7%	0	0	33.4
29	Los Angeles Rams	13	13	3	23.1%	4	30.8%	0	0	34.0
30	Baltimore	17	17	7	41.2%	7	41.2%	0	1	34.2
31	Tennessee	9	8	4	50.0%	6	75.0%	2	0	34.6
32	Miami	9	9	3	33.3%	5	55.6%	0	0	36.2
	TOTALS	**976**	**954**	**168**	**17.6%**	**264**	**27.7%**	**30**	**74**	**30.4**

ADJ KO: Adjusted kickoffs are used to compute Avg. Team Drive Start. Adjusted kickoffs do not include onside kicks or kickoffs at the end of a half unless either kickoff is returned for a touchdown. Adjusted kickoffs also do not include non-onside kickoffs that result in the kicking team ultimately retaining possession.
IN20: The number of drives that start inside (not including) the 20-yard line.

©2000-2026 Elias Sports Bureau, Inc. All Rights Reserved.

2026 NATIONAL FOOTBALL LEAGUE

AFC PLAYER SINGLE-GAME HIGHS

CATEGORY	TOTAL	PLAYER	GAME	DETAILS
	18	Derrick Henry	BAL at IND, Sep. 13	3 TD
Points	18	David Montgomery	HOU vs. BUF, Sep. 13	3 TD
Passing Yards	382	Patrick Mahomes	KC vs. IND, Sep. 20 (OT)	32-47, 382 YDS, 3 TD, 0 INT
	353	C.J. Stroud	HOU vs. CIN, Sep. 20	30-55, 353 YDS, 0 TD, 0 INT
Longest Pass	77	Malik Willis	MIA at SF, Sep. 20	to Ryan Miller (TD)
Passing Touchdowns	4	Trevor Lawrence	JAX vs. CLE, Sep. 13	18-23, 245 YDS, 4 TD, 0 INT
Rushing Yards	173	Kenneth Walker III	KC vs. DEN, Sep. 14	23-173, 1 TD
Rushing Attempts	26	Derrick Henry	BAL at DAL, Sep. 27	26-89, 2 TD
Longest Rush	60	Kenneth Walker III	KC vs. DEN, Sep. 14	(TD)
Receptions	12	Dalton Schultz	HOU vs. CIN, Sep. 20	12-140, 0 TD
Receiving Yards	150	Zay Flowers	BAL at IND, Sep. 13	5-150, 1 TD
Kickoff Return Yards	164	Seth McGowan	IND vs. BAL, Sep. 13	5-164, 0 TD
Kickoff Returns	5			6 times, 4 in non-overtime games
Longest Kickoff Return	79	Jaylen Wright	MIA at LV, Sep. 13	
Punt Return Yards	40	Marcus Jones	NE vs. PIT, Sep. 20	4-40, 2 FC, 0 TD
Punt Returns	4	Marcus Jones	NE vs. PIT, Sep. 20	4-40, 2 FC, 0 TD
	4	Chimere Dike	TEN at NYG, Sep. 27	4-38, 1 FC, 0 TD
Longest Punt Return	28	Kolbe Katsis	DEN vs. LAR, Sep. 27	
Interceptions	2			3 times in non-overtime games
Longest Interception Return	92	Amani Hooker	TEN vs. PHI, Sep. 20	
Sacks	2.0	Will Anderson Jr.	HOU at IND, Sep. 27	
Scrimmage Yards	191	Kenneth Walker III	KC vs. DEN, Sep. 14	Rush: 23-173, Rec: 3-18
Longest Punt	73	Mitch Wishnowsky	NE at JAX, Sep. 27	
	8	Cameron Johnston	PIT at NE, Sep. 20	8-385 (48.1)
Punts	8	Ryan Rehkow	CIN at HOU, Sep. 20	8-345 (43.1)
Field Goals Made	4			3 times, 2 in non-overtime games
Longest Field Goal	59	Matt Gay	LV at LAC, Sep. 20	

©2000-2026 Elias Sports Bureau, Inc. All Rights Reserved.

2026 NATIONAL FOOTBALL LEAGUE

NFC PLAYER SINGLE-GAME HIGHS

CATEGORY	TOTAL	PLAYER	GAME	DETAILS
Points	18			3 times in non-overtime games
Passing Yards	410	Tyler Shough	NO at DET, Sep. 13 (OT)	35-56, 410 YDS, 3 TD, 2 INT
	390	Matthew Stafford	LAR at DEN, Sep. 27	30-55, 390 YDS, 2 TD, 2 INT
Longest Pass	82	Drew Lock	SEA at ARI, Sep. 20	to Jaxon Smith-Njigba (TD)
	82	Brock Purdy	SF vs. ARI, Sep. 27	to Mike Evans + Deebo Samuel Sr. (TD)
Passing Touchdowns	4			6 times in non-overtime games
Rushing Yards	194	Bijan Robinson	ATL at GB, Sep. 24	29-194, 2 TD
Rushing Attempts	29	Jahmyr Gibbs	DET vs. NO, Sep. 13 (OT)	29-156, 2 TD
	29	Bijan Robinson	ATL at GB, Sep. 24	29-194, 2 TD
Longest Rush	61	Kyle Monangai	CHI at CAR, Sep. 13	(TD)
Receptions	11	Michael Wilson	ARI at SF, Sep. 27	11-89, 1 TD
Receiving Yards	195	Davante Adams	LAR vs. NYG, Sep. 21	8-195, 2 TD
Kickoff Return Yards	179	Myles Price	MIN vs. GB, Sep. 13	5-179, 0 TD
Kickoff Returns	6	Jaylin Lane	WAS at DAL, Sep. 20	6-120, 0 TD
	6	Kenny Gainwell	TB vs. MIN, Sep. 27	6-160, 0 TD
Longest Kickoff Return	68	Myles Price	MIN vs. GB, Sep. 13	
Punt Return Yards	106	Myles Price	MIN at TB, Sep. 27	4-106, 4 FC, 1 TD
Punt Returns	4			6 times, -1 in non-overtime games
	4			6 times, 4 in non-overtime games
Longest Punt Return	86	Myles Price	MIN at TB, Sep. 27	(TD)
Interceptions	2	Devin Lloyd	CAR at ATL, Sep. 20	
Longest Interception Return	53	Devin Lloyd	CAR at ATL, Sep. 20	
Sacks	2.0			5 times, -1 in non-overtime games
	2.0			5 times, 4 in non-overtime games
Scrimmage Yards	213	Bijan Robinson	ATL at GB, Sep. 24	Rush: 29-194, Rec: 2-19
Longest Punt	78	Jordan Stout	NYG at LAR, Sep. 21	
Punts	9	Riley Dixon	TB vs. MIN, Sep. 27	9-426 (47.3)
Field Goals Made	4			5 times in non-overtime games
Longest Field Goal	60	Brandon Aubrey	DAL vs. WAS, Sep. 20	

©2000-2026 Elias Sports Bureau, Inc. All Rights Reserved.

2026 NATIONAL FOOTBALL LEAGUE

NFL PLAYER SINGLE-GAME HIGHS

CATEGORY	TOTAL	PLAYER	GAME	DETAILS
Points	18			5 times in non-overtime games
Passing Yards	410	Tyler Shough	NO at DET, Sep. 13 (OT)	35-56, 410 YDS, 3 TD, 2 INT
	390	Matthew Stafford	LAR at DEN, Sep. 27	30-55, 390 YDS, 2 TD, 2 INT
Longest Pass	82	Drew Lock	SEA at ARI, Sep. 20	to Jaxon Smith-Njigba (TD)
	82	Brock Purdy	SF vs. ARI, Sep. 27	to Mike Evans + Deebo Samuel Sr. (TD)
Passing Touchdowns	4			7 times in non-overtime games
Rushing Yards	194	Bijan Robinson	ATL at GB, Sep. 24	29-194, 2 TD
Rushing Attempts	29	Jahmyr Gibbs	DET vs. NO, Sep. 13 (OT)	29-156, 2 TD
	29	Bijan Robinson	ATL at GB, Sep. 24	29-194, 2 TD
Longest Rush	61	Kyle Monangai	CHI at CAR, Sep. 13	(TD)
Receptions	12	Dalton Schultz	HOU vs. CIN, Sep. 20	12-140, 0 TD
Receiving Yards	195	Davante Adams	LAR vs. NYG, Sep. 21	8-195, 2 TD
Kickoff Return Yards	179	Myles Price	MIN vs. GB, Sep. 13	5-179, 0 TD
Kickoff Returns	6	Jaylin Lane	WAS at DAL, Sep. 20	6-120, 0 TD
	6	Kenny Gainwell	TB vs. MIN, Sep. 27	6-160, 0 TD
Longest Kickoff Return	79	Jaylen Wright	MIA at LV, Sep. 13	
Punt Return Yards	106	Myles Price	MIN at TB, Sep. 27	4-106, 4 FC, 1 TD
Punt Returns	4			8 times, -1 in non-overtime games
	4			8 times, 6 in non-overtime games
Longest Punt Return	86	Myles Price	MIN at TB, Sep. 27	(TD)
Interceptions	2			4 times in non-overtime games
Longest Interception Return	92	Amani Hooker	TEN vs. PHI, Sep. 20	
Scrimmage Yards	213	Bijan Robinson	ATL at GB, Sep. 24	Rush: 29-194, Rec: 2-19
Longest Punt	78	Jordan Stout	NYG at LAR, Sep. 21	
Punts	9	Riley Dixon	TB vs. MIN, Sep. 27	9-426 (47.3)
Field Goals Made	4			8 times, 7 in non-overtime games
Longest Field Goal	60	Brandon Aubrey	DAL vs. WAS, Sep. 20	

©2000-2026 Elias Sports Bureau, Inc. All Rights Reserved.

2026 NATIONAL FOOTBALL LEAGUE

300-YARD PASSING GAMES

YARDS	PLAYER	GAME	DETAILS
410	Tyler Shough	NO at DET, Sep. 13 (OT)	35-56, 3 TD, 2 INT
390	Matthew Stafford	LAR at DEN, Sep. 27	30-55, 2 TD, 2 INT
387	Jordan Love	GB at MIN, Sep. 13	21-42, 2 TD, 1 INT
382	Patrick Mahomes	KC vs. IND, Sep. 20 (OT)	32-47, 3 TD, 0 INT
379	Sam Darnold	SEA at WAS, Sep. 27	31-45, 4 TD, 2 INT
361	Bryce Young	CAR vs. CHI, Sep. 13	23-37, 3 TD, 1 INT
353	C.J. Stroud	HOU vs. CIN, Sep. 20	30-55, 0 TD, 0 INT
334	Josh Allen	BUF at HOU, Sep. 13	20-29, 2 TD, 0 INT
327	Jared Goff	DET at BUF, Sep. 17	26-38, 4 TD, 0 INT
327	Matthew Stafford	LAR vs. NYG, Sep. 21	22-31, 4 TD, 1 INT
324	Lamar Jackson	BAL at IND, Sep. 13	17-25, 1 TD, 0 INT
321	Geno Smith	NYJ at DET, Sep. 27	31-37, 3 TD, 0 INT
312	Jordan Love	GB vs. ATL, Sep. 24	28-53, 2 TD, 1 INT

©2000-2026 Elias Sports Bureau, Inc. All Rights Reserved.

2026 NATIONAL FOOTBALL LEAGUE

100-YARD RECEIVING GAMES

YARDS	PLAYER	GAME	DETAILS
195	Davante Adams	LAR vs. NYG, Sep. 21	8 REC, 2 TD
194	Drake London	ATL at GB, Sep. 24	9 REC, 0 TD
182	Chris Olave	NO at DET, Sep. 13 (OT)	10 REC, 0 TD
155	Jaxon Smith-Njigba	SEA at ARI, Sep. 20	9 REC, 3 TD
153	CeeDee Lamb	DAL vs. WAS, Sep. 20	8 REC, 2 TD
150	Zay Flowers	BAL at IND, Sep. 13	5 REC, 1 TD
147	Christian Watson	GB at MIN, Sep. 13	6 REC, 2 TD
142	Amon-Ra St. Brown	DET at BUF, Sep. 17	9 REC, 2 TD
140	Dalton Schultz	HOU vs. CIN, Sep. 20	12 REC, 0 TD
138	Jalen Coker	CAR vs. CHI, Sep. 13	8 REC, 2 TD
138	Jaylen Waddle	DEN vs. JAX, Sep. 20	8 REC, 0 TD
137	Davante Adams	LAR at DEN, Sep. 27	7 REC, 0 TD
130	Dalton Kincaid	BUF at HOU, Sep. 13	5 REC, 0 TD
128	Jaxon Smith-Njigba	SEA at WAS, Sep. 27	10 REC, 2 TD
122	Jaxon Smith-Njigba	SEA vs. NE, Sep. 9	8 REC, 1 TD
119	Tre Tucker	LV at LAC, Sep. 20	5 REC, 1 TD
117	DeVonta Smith	PHI at TEN, Sep. 20	10 REC, 1 TD
116	Brock Bowers	LV at NO, Sep. 27	10 REC, 1 TD
112	CeeDee Lamb	DAL vs. BAL, Sep. 27	7 REC, 0 TD
107	Chris Olave	NO vs. LV, Sep. 27	9 REC, 0 TD
107	Garrett Wilson	NYJ at DET, Sep. 27	10 REC, 1 TD
105	Kenyon Sadiq	NYJ at DET, Sep. 27	7 REC, 1 TD
101	Travis Kelce	KC vs. IND, Sep. 20 (OT)	9 REC, 1 TD
101	Tetairoa McMillan	CAR at ATL, Sep. 20	5 REC, 0 TD
100	DJ Moore	BUF at HOU, Sep. 13	5 REC, 1 TD
100	Matthew Golden	GB vs. ATL, Sep. 24	5 REC, 1 TD

©2000-2026 Elias Sports Bureau, Inc. All Rights Reserved.

2026 NATIONAL FOOTBALL LEAGUE

100-YARD RUSHING GAMES

YARDS	PLAYER	GAME	DETAILS
194	Bijan Robinson	ATL at GB, Sep. 24	29 ATT, 2 TD
173	Kenneth Walker III	KC vs. DEN, Sep. 14	23 ATT, 1 TD
156	Jahmyr Gibbs	DET vs. NO, Sep. 13 (OT)	29 ATT, 2 TD
154	James Cook	BUF vs. LAC, Sep. 27	24 ATT, 1 TD
144	Derrick Henry	BAL at IND, Sep. 13	24 ATT, 3 TD
135	James Cook	BUF vs. DET, Sep. 17	21 ATT, 1 TD
127	Jaylen Warren	PIT vs. CIN, Sep. 27	17 ATT, 0 TD
124	D'Andre Swift	CHI at CAR, Sep. 13	18 ATT, 3 TD
117	Kenneth Walker III	KC vs. IND, Sep. 20 (OT)	24 ATT, 0 TD
105	Aaron Jones	MIN at CHI, Sep. 20	23 ATT, 0 TD
102	Breece Hall	NYJ at TEN, Sep. 13	22 ATT, 1 TD
102	Ashton Jeanty	LV vs. MIA, Sep. 13	23 ATT, 0 TD
100	Kyle Monangai	CHI at CAR, Sep. 13	10 ATT, 1 TD

©2000-2026 Elias Sports Bureau, Inc. All Rights Reserved.

2026 NATIONAL FOOTBALL LEAGUE

AFC LEADING PASSERS

RANK	PLAYER	TEAM	ATT	COMP	COMP%	YDS	YPA	TD	TD%	LONG	INT	INT%	RATING
1	L. Jackson	BAL	76	53	69.7%	745	9.80	4	5.3%	54t	1	1.3%	113.1
2	G. Smith	NYJ	102	77	75.5%	783	7.68	4	3.9%	43	0	0.0%	110.0
3	Mahomes	KC	98	67	68.4%	812	8.29	7	7.1%	59	2	2.0%	108.9
4	Lawrence	JAX	81	54	66.7%	616	7.60	7	8.6%	32t	2	2.5%	107.8
5	Cousins	LV	92	62	67.4%	661	7.18	9	9.8%	42	3	3.3%	107.2
6	Burrow	CIN	103	73	70.9%	743	7.21	6	5.8%	32t	1	1.0%	106.6
7	J. Allen	BUF	86	56	65.1%	786	9.14	5	5.8%	43t	2	2.3%	104.1
8	D. Watson	CLE	82	56	68.3%	587	7.16	5	6.1%	55t	1	1.2%	104.1
9	Stroud	HOU	120	72	60.0%	794	6.62	3	2.5%	35	0	0.0%	88.0
10	Rodgers	PIT	113	66	58.4%	700	6.19	4	3.5%	47	2	1.8%	81.0
11	Ward	TEN	88	55	62.5%	504	5.73	2	2.3%	41	1	1.1%	80.9
12	Jones	IND	98	65	66.3%	611	6.23	3	3.1%	48	3	3.1%	80.8
13	Nix	DEN	93	56	60.2%	605	6.51	4	4.3%	49	3	3.2%	80.3
14	Willis	MIA	86	49	57.0%	627	7.29	1	1.2%	77t	2	2.3%	74.1
15	J. Herbert	LAC	88	52	59.1%	627	7.13	3	3.4%	53	4	4.5%	73.4
16	Maye	NE	80	51	63.8%	585	7.31	1	1.3%	63	6	7.5%	58.6

©2000-2026 Elias Sports Bureau, Inc. All Rights Reserved.

2026 NATIONAL FOOTBALL LEAGUE

AFC LEADING PASSERS, RANKS

PLAYER	TEAM	ATT	COMP	COMP%	YDS	YPA	TD	TD%	INT	INT%	RATING
L. Jackson	BAL	16	13	3	5	1	7t	7	3t	6	1
G. Smith	NYJ	4	1	1	4	4	7t	9	1t	1t	2
Mahomes	KC	5t	4	4	1	3	2t	3	7t	8	3
Lawrence	JAX	14	12	7	11	5	2t	2	7t	11	4
Cousins	LV	8	7	6	8	9	1	1	12t	14	5
Burrow	CIN	3	2	2	6	8	4	5	3t	3	6
J. Allen	BUF	11t	8t	9	3	2	5t	6	7t	9t	7
D. Watson	CLE	13	8t	5	14	10	5t	4	3t	5	8
Stroud	HOU	1	3	13	2	12	11t	13	1t	1t	9
Rodgers	PIT	2	5	15	7	15	7t	10	7t	7	10
Ward	TEN	9t	11	11	16	16	14	14	3t	4	11
Jones	IND	5t	6	8	12	14	11t	12	12t	12	12
Nix	DEN	7	8t	12	13	13	7t	8	12t	13	13
Willis	MIA	11t	16	16	9t	7	15t	16	7t	9t	14
J. Herbert	LAC	9t	14	14	9t	11	11t	11	15	15	15
Maye	NE	15	15	10	15	6	15t	15	16	16	16

©2000-2026 Elias Sports Bureau, Inc. All Rights Reserved.

2026 NATIONAL FOOTBALL LEAGUE

AFC FOURTH-QUARTER PASSING LEADERS

RANK	PLAYER	TEAM	ATT	COMP	COMP%	YDS	YPA	TD	TD%	INT	INT%	RATING
1	D. Watson	CLE	25	20	80.0%	253	10.12	3	12.0%	0	0.0%	148.4
2	Mahomes	KC	19	15	78.9%	211	11.11	2	10.5%	0	0.0%	148.0
3	G. Smith	NYJ	25	21	84.0%	204	8.16	2	8.0%	0	0.0%	127.3
4	Burrow	CIN	20	14	70.0%	152	7.60	1	5.0%	0	0.0%	108.8
5	Jones	IND	27	21	77.8%	176	6.52	1	3.7%	0	0.0%	106.2
6	J. Allen	BUF	25	14	56.0%	226	9.04	1	4.0%	0	0.0%	99.8
7	L. Jackson	BAL	17	12	70.6%	176	10.35	1	5.9%	1	5.9%	99.1
8	Ward	TEN	35	25	71.4%	250	7.14	2	5.7%	1	2.9%	98.5
9	Stroud	HOU	47	29	61.7%	342	7.28	1	2.1%	0	0.0%	90.9
10	Cousins	LV	14	9	64.3%	77	5.50	3	21.4%	1	7.1%	88.4
11	Rodgers	PIT	22	16	72.7%	189	8.59	0	0.0%	1	4.5%	79.5
12	Nix	DEN	26	15	57.7%	195	7.50	1	3.8%	1	3.8%	78.2
13	Willis	MIA	22	10	45.5%	171	7.77	1	4.5%	1	4.5%	68.6
14	Maye	NE	19	10	52.6%	133	7.00	0	0.0%	3	15.8%	35.5
15	J. Herbert	LAC	31	17	54.8%	182	5.87	0	0.0%	3	9.7%	32.7

©2000-2026 Elias Sports Bureau, Inc. All Rights Reserved.

2026 NATIONAL FOOTBALL LEAGUE

AFC THIRD-DOWN PASSING LEADERS

RANK	PLAYER	TEAM	ATT	COMP	COMP%	YDS	YPA	TD	TD%	INT	INT%	RATING
1	J. Allen	BUF	22	16	72.7%	259	11.77	2	9.1%	0	0.0%	142.0
2	Cousins	LV	26	18	69.2%	195	7.50	5	19.2%	0	0.0%	130.6
3	Willis	MIA	23	18	78.3%	260	11.30	1	4.3%	0	0.0%	128.3
4	Mahomes	KC	22	14	63.6%	257	11.68	1	4.5%	0	0.0%	118.9
5	G. Smith	NYJ	26	21	80.8%	224	8.62	1	3.8%	0	0.0%	115.4
6	D. Watson	CLE	17	10	58.8%	89	5.24	2	11.8%	0	0.0%	112.1
7	L. Jackson	BAL	19	11	57.9%	147	7.74	1	5.3%	0	0.0%	100.1
8	Burrow	CIN	29	19	65.5%	242	8.34	2	6.9%	1	3.4%	100.1
9	Lawrence	JAX	15	8	53.3%	136	9.07	2	13.3%	1	6.7%	96.1
10	Rodgers	PIT	26	10	38.5%	146	5.62	3	11.5%	0	0.0%	96.0
11	Ward	TEN	27	15	55.6%	137	5.07	2	7.4%	0	0.0%	94.2
12	Stroud	HOU	29	18	62.1%	227	7.83	0	0.0%	0	0.0%	86.4
13	Jones	IND	24	14	58.3%	139	5.79	1	4.2%	1	4.2%	71.4
14	J. Herbert	LAC	27	13	48.1%	195	7.22	2	7.4%	3	11.1%	57.4
15	Nix	DEN	25	11	44.0%	111	4.44	1	4.0%	2	8.0%	37.3
16	Maye	NE	25	13	52.0%	138	5.52	0	0.0%	3	12.0%	28.8

©2000-2026 Elias Sports Bureau, Inc. All Rights Reserved.

2026 NATIONAL FOOTBALL LEAGUE

AFC LEADING RUSHERS

RANK	PLAYER	TEAM	ATT	YDS	AVG	LONG	TD
1	Walker	KC	65	360	5.5	60t	2
2	Cook	BUF	58	346	6.0	35	2
3	Henry	BAL	66	301	4.6	32t	6
4	Taylor	IND	66	258	3.9	24t	4
5	Warren	PIT	38	216	5.7	35	0
6	Jeanty	LV	63	206	3.3	15	0
7	Tuten	JAX	43	204	4.7	16	2
8	C. Brown	CIN	49	197	4.0	13	1
9	Hampton	LAC	50	193	3.9	17	2
10	Pollard	TEN	38	173	4.6	18	0
11	Hall	NYJ	51	163	3.2	14	1
12	Achane	MIA	34	127	3.7	17	0
13t	L. Jackson (QB)	BAL	17	124	7.3	21	1
13t	Judkins	CLE	42	124	3.0	11	0
15	Dobbins	DEN	35	121	3.5	17	0
16	Stevenson	NE	31	116	3.7	24	0
17	J. Allen (QB)	BUF	28	114	4.1	21t	6
18	D. Watson (QB)	CLE	24	105	4.4	21	0
19	Montgomery	HOU	37	103	2.8	18t	2
20	*Washington	LV	15	102	6.8	36t	1
21	Willis (QB)	MIA	17	101	5.9	14t	1
22	Henderson	NE	24	99	4.1	39t	1
23	Mitchell	LAC	17	85	5.0	17	0
24	Maye (QB)	NE	15	82	5.5	16	0
25	Rodriguez	JAX	20	73	3.7	9	1
26	Marks	HOU	22	65	3.0	12	1
27	Allen	NYJ	19	61	3.2	9	1
28	Spears	TEN	13	58	4.5	27	0
29	Hill	BAL	13	57	4.4	11	0
30	*Johnson	KC	16	56	3.5	8	0
31	Stroud (QB)	HOU	7	54	7.7	15	0
32t	Gordon	MIA	20	48	2.4	11	1
32t	J. Herbert (QB)	LAC	12	48	4.0	11	0
34	Abdullah	JAX	10	45	4.5	12	0
35	Mahomes (QB)	KC	10	41	4.1	15t	1
36	*Coleman	DEN	10	39	3.9	12	1
37	Dowdle	PIT	15	37	2.5	6	0
38	G. Smith (QB)	NYJ	13	36	2.8	11	0
39	Perine	CIN	10	35	3.5	8	0
40	Lawrence (QB)	JAX	8	34	4.3	15	0
41	Burrow (QB)	CIN	8	32	4.0	12	0
42	Ward (QB)	TEN	9	30	3.3	7	2
43	Kiner	NE	14	29	2.1	7	0
44	Harvey	DEN	5	24	4.8	7	0
45	R. Sanders	CLE	4	22	5.5	17	0
46	Noel (WR)	HOU	2	21	10.5	13	0
47	Flowers (WR)	BAL	1	20	20.0	20	0
48	Jones (QB)	IND	7	19	2.7	5	0
49t	Bryant (WR)	DEN	1	16	16.0	16	0
49t	Homer	PIT	3	16	5.3	14	0

©2000-2026 Elias Sports Bureau, Inc. All Rights Reserved.

AFC THIRD-AND-ONE RUSHING LEADERS

RANK	PLAYER	TEAM	ATT	FD	PCT
1t	J. Allen (QB)	BUF	3	3	100.0%
1t	Lawrence (QB)	JAX	3	3	100.0%
1t	Nix (QB)	DEN	3	3	100.0%
1t	Rodriguez	JAX	3	3	100.0%
1t	Ward (QB)	TEN	3	3	100.0%
1t	Burrow (QB)	CIN	2	2	100.0%
1t	Hall	NYJ	2	2	100.0%
1t	Jones (QB)	IND	2	2	100.0%
1t	Warren	PIT	2	2	100.0%
1t	Warren (TE)	IND	2	2	100.0%
1t	Badie	DEN	1	1	100.0%
1t	C. Brown	CIN	1	1	100.0%
1t	Cook	BUF	1	1	100.0%
1t	Freiermuth (TE)	PIT	1	1	100.0%
1t	Harvey	DEN	1	1	100.0%
1t	Henderson	NE	1	1	100.0%
1t	Meyers (WR)	JAX	1	1	100.0%
1t	Pollard	TEN	1	1	100.0%
1t	Willis (QB)	MIA	1	1	100.0%
20t	Walker	KC	6	4	66.7%
20t	Montgomery	HOU	3	2	66.7%
22t	Achane	MIA	2	1	50.0%
22t	J. Herbert (QB)	LAC	2	1	50.0%
22t	Maye (QB)	NE	2	1	50.0%
22t	Stevenson	NE	2	1	50.0%
22t	Stroud (QB)	HOU	2	1	50.0%
22t	D. Watson (QB)	CLE	2	1	50.0%

©2000-2026 Elias Sports Bureau, Inc. All Rights Reserved.

2026 NATIONAL FOOTBALL LEAGUE

AFC LEADERS IN RECEPTIONS

RANK	PLAYER	TEAM	REC	YDS	AVG	LONG	TD
1	Wilson	NYJ	21	243	11.6	32	2
2	Schultz (TE)	HOU	19	205	10.8	35	0
3t	Chase	CIN	18	185	10.3	32t	3
3t	Warren (TE)	IND	18	89	4.9	15	2
5	Washington	JAX	15	221	14.7	32	2
6t	Kincaid (TE)	BUF	14	263	18.8	40	1
6t	Higgins	CIN	14	244	17.4	29	1
6t	Kelce (TE)	KC	14	231	16.5	59	2
6t	Downs	IND	14	186	13.3	25	0
6t	Fannin (TE)	CLE	14	126	9.0	21	2
11t	Rice	KC	13	190	14.6	34	1
11t	*Tate	TEN	13	123	9.5	20	0
11t	Andrews (TE)	BAL	13	122	9.4	17	0
11t	W. Robinson	TEN	13	104	8.0	16	1
11t	K. Allen	IND	13	100	7.7	26	1
11t	Jeanty (RB)	LV	13	97	7.5	22	2
17t	McConkey	LAC	12	183	15.3	29	1
17t	Hollins	NE	12	156	13.0	21	0
17t	M. Washington	MIA	12	152	12.7	30	0
17t	*Sadiq (TE)	NYJ	12	143	11.9	43	1
17t	Mayer (TE)	LV	12	87	7.3	18	1
17t	*Concepcion	CLE	12	80	6.7	25	0
23t	Tucker	LV	11	189	17.2	42	1
23t	Moore	BUF	11	167	15.2	43t	1
23t	Waddle	DEN	11	150	13.6	49	0
23t	R. Wilson	PIT	11	114	10.4	38t	1
23t	Freiermuth (TE)	PIT	11	108	9.8	22	1
23t	Metcalf	PIT	11	98	8.9	16	1
23t	Walker (RB)	KC	11	82	7.5	22	2
30t	Flowers	BAL	10	234	23.4	54t	1
30t	T. Harris	LAC	10	149	14.9	53	0
30t	Meyers	JAX	10	132	13.2	32t	2
30t	Bowers (TE)	LV	10	116	11.6	20	1
30t	Warren (RB)	PIT	10	110	11.0	30	0
30t	Hall (RB)	NYJ	10	102	10.2	43	0
30t	Harvey (RB)	DEN	10	64	6.4	19	0
30t	Worthy	KC	10	63	6.3	17	1
30t	C. Brown (RB)	CIN	10	32	3.2	12	0
39t	*Boston	CLE	9	195	21.7	55t	2
39t	Bateman	BAL	9	125	13.9	31	1
39t	A. Mitchell	NYJ	9	123	13.7	40	0
39t	Hutchinson	HOU	9	120	13.3	28	0
39t	Dulcich (TE)	MIA	9	90	10.0	42	0
39t	Taylor (RB)	IND	9	67	7.4	15	0
39t	Stevenson (RB)	NE	9	63	7.0	17	0
39t	Judkins (RB)	CLE	9	53	5.9	16	0
47t	Gesicki (TE)	CIN	8	115	14.4	25t	2
47t	Coleman	BUF	8	101	12.6	37	0
47t	Shakir	BUF	8	94	11.8	19	0
47t	Sutton	DEN	8	82	10.3	27	0
47t	R. Sanders (RB)	CLE	8	66	8.3	11	0
47t	Williams	NYJ	8	62	7.8	21	0
47t	Helm (TE)	TEN	8	55	6.9	12	0
47t	Ruckert (TE)	NYJ	8	48	6.0	16	1

©2000-2026 Elias Sports Bureau, Inc. All Rights Reserved.

2026 NATIONAL FOOTBALL LEAGUE

AFC RECEIVING YARDAGE LEADERS

RANK	PLAYER	TEAM	YDS	REC	AVG	LONG	TD
1	Kincaid (TE)	BUF	263	14	18.8	40	1
2	Higgins	CIN	244	14	17.4	29	1
3	Wilson	NYJ	243	21	11.6	32	2
4	Flowers	BAL	234	10	23.4	54t	1
5	Kelce (TE)	KC	231	14	16.5	59	2
6	Washington	JAX	221	15	14.7	32	2
7	Schultz (TE)	HOU	205	19	10.8	35	0
8	*Boston	CLE	195	9	21.7	55t	2
9	Rice	KC	190	13	14.6	34	1
10	Tucker	LV	189	11	17.2	42	1
11	Downs	IND	186	14	13.3	25	0
12	Chase	CIN	185	18	10.3	32t	3
13	McConkey	LAC	183	12	15.3	29	1
14	Moore	BUF	167	11	15.2	43t	1
15	Hollins	NE	156	12	13.0	21	0
16	M. Washington	MIA	152	12	12.7	30	0
17	Waddle	DEN	150	11	13.6	49	0
18	T. Harris	LAC	149	10	14.9	53	0
19	Doubs	NE	145	6	24.2	63	0
20	*Sadiq (TE)	NYJ	143	12	11.9	43	1
21	Meyers	JAX	132	10	13.2	32t	2
22	Fannin (TE)	CLE	126	14	9.0	21	2
23	Bateman	BAL	125	9	13.9	31	1
24t	A. Mitchell	NYJ	123	9	13.7	40	0
24t	*Tate	TEN	123	13	9.5	20	0
26	Andrews (TE)	BAL	122	13	9.4	17	0
27	Hutchinson	HOU	120	9	13.3	28	0
28	Bowers (TE)	LV	116	10	11.6	20	1
29	Gesicki (TE)	CIN	115	8	14.4	25t	2
30	R. Wilson	PIT	114	11	10.4	38t	1
31	*Douglas	MIA	113	7	16.1	30	0
32	Warren (RB)	PIT	110	10	11.0	30	0
33t	Freiermuth (TE)	PIT	108	11	9.8	22	1
33t	Thornton	KC	108	6	18.0	45	0
35	W. Robinson	TEN	104	13	8.0	16	1
36	Hall (RB)	NYJ	102	10	10.2	43	0
37t	Coleman	BUF	101	8	12.6	37	0
37t	Noel	HOU	101	5	20.2	35	0
39	K. Allen	IND	100	13	7.7	26	1
40	Metcalf	PIT	98	11	8.9	16	1
41	Jeanty (RB)	LV	97	13	7.5	22	2
42	Shakir	BUF	94	8	11.8	19	0
43t	*Bell	MIA	92	5	18.4	44	0
43t	R. Miller	MIA	92	3	30.7	77t	1
43t	Washington (TE)	PIT	92	6	15.3	47	0
46	Ayomanor	TEN	91	4	22.8	41	1
47	Dulcich (TE)	MIA	90	9	10.0	42	0
48	Warren (TE)	IND	89	18	4.9	15	2
49	Bri. Thomas	JAX	88	7	12.6	22	0
50	Mayer (TE)	LV	87	12	7.3	18	1

©2000-2026 Elias Sports Bureau, Inc. All Rights Reserved.

2026 NATIONAL FOOTBALL LEAGUE

AFC THIRD-DOWN RECEIVING LEADERS

RANK	PLAYER	TEAM	REC	YDS	AVG	LONG	TD
1	Downs	IND	7	90	12.9	25	0
2t	Schultz (TE)	HOU	6	84	14.0	35	0
2t	Andrews (TE)	BAL	6	55	9.2	14	0
2t	Wilson	NYJ	6	42	7.0	16	0
5t	Higgins	CIN	5	110	22.0	29	0
5t	Waddle	DEN	5	70	14.0	29	0
5t	Moore	BUF	5	63	12.6	17	0
5t	Bowers (TE)	LV	5	61	12.2	20	1
5t	W. Robinson	TEN	5	33	6.6	10	1
10t	Thornton	KC	4	97	24.3	45	0
10t	Kelce (TE)	KC	4	92	23.0	59	1
10t	T. Harris	LAC	4	85	21.3	53	0
10t	Washington	JAX	4	79	19.8	30t	2
10t	McConkey	LAC	4	58	14.5	19	1
10t	*Douglas	MIA	4	45	11.3	14	0
10t	A. Mitchell	NYJ	4	45	11.3	15	0
10t	K. Allen	IND	4	42	10.5	26	1
10t	Williams	NYJ	4	34	8.5	21	0
10t	R. Sanders (RB)	CLE	4	31	7.8	9	0
20t	R. Miller	MIA	3	92	30.7	77t	1
20t	R. Wilson	PIT	3	75	25.0	38t	1
20t	Meyers	JAX	3	55	18.3	28	0
20t	M. Washington	MIA	3	50	16.7	24	0
20t	Hollins	NE	3	48	16.0	21	0
20t	Chase	CIN	3	38	12.7	18t	1
20t	Nailor	LV	3	33	11.0	16	0
20t	Walker (RB)	KC	3	31	10.3	22	0
20t	Perine (RB)	CIN	3	30	10.0	16	0
20t	Achane (RB)	MIA	3	27	9.0	14	0
20t	Fannin (TE)	CLE	3	26	8.7	14t	1
20t	Jeanty (RB)	LV	3	25	8.3	13t	1
20t	Marks (RB)	HOU	3	24	8.0	12	0
20t	*Bell	MIA	3	23	7.7	12	0
20t	Helm (TE)	TEN	3	18	6.0	12	0
20t	Coleman	BUF	3	17	5.7	9	0
20t	C. Brown (RB)	CIN	3	8	2.7	6	0
37t	Palmer	BUF	2	77	38.5	43t	2
37t	Kincaid (TE)	BUF	2	64	32.0	40	0
37t	Hall (RB)	NYJ	2	55	27.5	43	0
37t	Doubs	NE	2	49	24.5	29	0
37t	Ayomanor	TEN	2	39	19.5	28	1
37t	Wayne	HOU	2	35	17.5	20	0
37t	Collins	HOU	2	27	13.5	25	0
37t	Gesicki (TE)	CIN	2	26	13.0	24	1
37t	Tucker	LV	2	24	12.0	15	0
37t	White	LV	2	24	12.0	13t	2
37t	Noel	HOU	2	23	11.5	18	0
37t	A. Brown	NE	2	19	9.5	14	0
37t	Harvey (RB)	DEN	2	18	9.0	11	0
37t	*Sadiq (TE)	NYJ	2	18	9.0	12	0
37t	Shakir	BUF	2	18	9.0	10	0
37t	Bellinger (TE)	TEN	2	17	8.5	10	0
37t	Pittman	PIT	2	16	8.0	8	0
37t	Freiermuth (TE)	PIT	2	15	7.5	9	1
37t	Bryant	DEN	2	13	6.5	8	1

©2000-2026 Elias Sports Bureau, Inc. All Rights Reserved.

AFC THIRD-DOWN RECEIVING LEADERS

RANK	PLAYER	TEAM	REC	YDS	AVG	LONG	TD
37t	Douglas	NE	2	13	6.5	8	0
37t	Mayer (TE)	LV	2	13	6.5	8	0
37t	Rice	KC	2	12	6.0	6	0
37t	*Tate	TEN	2	12	6.0	6	0
37t	Stevenson (RB)	NE	2	11	5.5	6	0
37t	Iosivas	CIN	2	7	3.5	7	0

©2000-2026 Elias Sports Bureau, Inc. All Rights Reserved.

2026 NATIONAL FOOTBALL LEAGUE

AFC LEADING SCORERS (NON-KICKING)

RANK	PLAYER	TEAM	POS	TOUCHDOWNS					X2	PTS
				TOTAL	RUSH	REC	RET	KOREC		
1t	J. Allen	BUF	QB	6	6	0	0	0	0	36
1t	Henry	BAL	RB	6	6	0	0	0	0	36
3t	Taylor	IND	RB	4	4	0	0	0	0	24
3t	Walker	KC	RB	4	2	2	0	0	0	24
5t	Chase	CIN	WR	3	0	3	0	0	0	18
5t	Montgomery	HOU	RB	3	2	1	0	0	0	18
5t	White	LV	WR	3	0	3	0	0	0	18
8	*Boston	CLE	WR	2	0	2	0	0	1	14
9t	Adkins	DEN	TE	2	0	2	0	0	0	12
9t	*Cameron	JAX	WR	2	0	2	0	0	0	12
9t	Cook	BUF	RB	2	2	0	0	0	0	12
9t	Fannin	CLE	TE	2	0	2	0	0	0	12
9t	Gesicki	CIN	TE	2	0	2	0	0	0	12
9t	Hampton	LAC	RB	2	2	0	0	0	0	12
9t	Jeanty	LV	RB	2	0	2	0	0	0	12
9t	Kelce	KC	TE	2	0	2	0	0	0	12
9t	Meyers	JAX	WR	2	0	2	0	0	0	12
9t	Palmer	BUF	WR	2	0	2	0	0	0	12
9t	*Sadiq	NYJ	TE	2	1	1	0	0	0	12
9t	Tuten	JAX	RB	2	2	0	0	0	0	12
9t	Ward	TEN	QB	2	2	0	0	0	0	12
9t	Warren	IND	TE	2	0	2	0	0	0	12
9t	Washington	JAX	WR	2	0	2	0	0	0	12
9t	Wilson	NYJ	WR	2	0	2	0	0	0	12
25	Bryant	DEN	WR	1	0	1	0	0	1	8
26t	Allen	NYJ	RB	1	1	0	0	0	0	6
26t	K. Allen	IND	WR	1	0	1	0	0	0	6
26t	Ayomanor	TEN	WR	1	0	1	0	0	0	6
26t	Bateman	BAL	WR	1	0	1	0	0	0	6
26t	Bech	LV	WR	1	0	1	0	0	0	6
26t	Bowers	LV	TE	1	0	1	0	0	0	6
26t	C. Brown	CIN	RB	1	1	0	0	0	0	6
26t	*Coleman	DEN	RB	1	1	0	0	0	0	6
26t	Collins	HOU	WR	1	0	1	0	0	0	6
26t	Engram	DEN	TE	1	0	1	0	0	0	6
26t	Flowers	BAL	WR	1	0	1	0	0	0	6
26t	Freiermuth	PIT	TE	1	0	1	0	0	0	6
26t	Gadsden	LAC	TE	1	0	1	0	0	0	6
26t	Gordon	MIA	RB	1	1	0	0	0	0	6
26t	Hall	NYJ	RB	1	1	0	0	0	0	6
26t	Henderson	NE	RB	1	1	0	0	0	0	6
26t	*Hibner	BAL	TE	1	0	1	0	0	0	6
26t	Higgins	CIN	WR	1	0	1	0	0	0	6
26t	Hufanga	DEN	SAF	1	0	0	1	0	0	6
26t	L. Jackson	BAL	QB	1	1	0	0	0	0	6
26t	Kincaid	BUF	TE	1	0	1	0	0	0	6

©2000-2026 Elias Sports Bureau Inc. All Rights Reserved.

2026 NATIONAL FOOTBALL LEAGUE

AFC LEADING SCORERS (NON-KICKING)

RANK	PLAYER	TEAM	POS	TOUCHDOWNS					X2	PTS
				TOTAL	RUSH	REC	RET	KOREC		
26t	Knight	CIN	LB	1	0	0	1	0	0	6
26t	Knox	BUF	TE	1	0	1	0	0	0	6
26t	Mahomes	KC	QB	1	1	0	0	0	0	6
26t	Marks	HOU	RB	1	1	0	0	0	0	6
26t	Mayer	LV	TE	1	0	1	0	0	0	6
26t	McConkey	LAC	WR	1	0	1	0	0	0	6
26t	Metcalf	PIT	WR	1	0	1	0	0	0	6
26t	R. Miller	MIA	WR	1	0	1	0	0	0	6
26t	Mitchell	LAC	RB	1	0	1	0	0	0	6
26t	C. Moore	BAL	WR	1	0	1	0	0	0	6
26t	Moore	BUF	WR	1	0	1	0	0	0	6
26t	Moreau	HOU	TE	1	0	1	0	0	0	6
26t	Nix	DEN	QB	1	1	0	0	0	0	6
26t	Ponder	NE	LB	1	0	0	1	0	0	6
26t	*Raridon	NE	TE	1	0	1	0	0	0	6
26t	Rice	KC	WR	1	0	1	0	0	0	6
26t	W. Robinson	TEN	WR	1	0	1	0	0	0	6
26t	Rodriguez	JAX	RB	1	1	0	0	0	0	6
26t	Royals	KC	WR	1	0	1	0	0	0	6
26t	Ruckert	NYJ	TE	1	0	1	0	0	0	6
26t	Skowronek	PIT	WR	1	0	1	0	0	0	6
26t	Strange	JAX	TE	1	0	1	0	0	0	6
26t	Tucker	LV	WR	1	0	1	0	0	0	6
26t	*Washington	LV	RB	1	1	0	0	0	0	6
26t	Watt	PIT	OLB	1	0	0	1	0	0	6
26t	Whiteheart	CLE	TE	1	0	1	0	0	0	6
26t	Willis	MIA	QB	1	1	0	0	0	0	6
26t	R. Wilson	PIT	WR	1	0	1	0	0	0	6
26t	Worthy	KC	WR	1	0	1	0	0	0	6

©2000-2026 Elias Sports Bureau Inc. All Rights Reserved.

2026 NATIONAL FOOTBALL LEAGUE

AFC LEADING SCORERS (KICKING)

RANK	PLAYER	TEAM	PAT	FG	FG%	LONG	PTS
1	McPherson	CIN	8/8	8/8	100.0%	58	32
2	Shrader	IND	6/7	8/8	100.0%	58	30
3	Butker	KC	10/10	6/8	75.0%	46	28
4t	Gay	LV	8/8	6/6	100.0%	59	26
4t	Loop	BAL	11/11	5/6	83.3%	57	26
6t	Bass	BUF	11/12	4/4	100.0%	46	23
6t	Boswell	PIT	5/5	6/8	75.0%	56	23
8t	C. Little	JAX	10/10	4/6	66.7%	47	22
8t	Szmyt	CLE	4/4	6/6	100.0%	50	22
10	Sanders	NYJ	5/5	5/6	83.3%	52	20
11t	Borregales	NE	3/3	5/7	71.4%	50	18
11t	Fairbairn	HOU	6/6	4/5	80.0%	58	18
11t	Patterson	MIA	3/3	5/7	71.4%	41	18
14t	Dicker	LAC	5/5	3/5	60.0%	33	14
14t	Lutz	DEN	5/5	3/4	75.0%	45	14
16	Slye	TEN	4/4	3/4	75.0%	42	13

©2000-2026 Elias Sports Bureau Inc. All Rights Reserved.

AFC TOUCHBACKS ON KICKOFFS

RANK	PLAYER	TEAM	TB
1	Loop	BAL	7
2	Sanders	NYJ	5
3t	Fairbairn	HOU	4
3t	Slye	TEN	4
5t	Gay	LV	3
5t	McPherson	CIN	3
5t	Patterson	MIA	3
8t	Bass	BUF	2
8t	Butker	KC	2
8t	Dicker	LAC	2
8t	Shrader	IND	2
12t	Borregales	NE	1
12t	Boswell	PIT	1
12t	C. Little	JAX	1
12t	Lutz	DEN	1
12t	Sanchez	IND	1
12t	Szmyt	CLE	1

©2000-2026 Elias Sports Bureau, Inc. All Rights Reserved.

2026 NATIONAL FOOTBALL LEAGUE

AFC MOST YARDS FROM SCRIMMAGE

				TOTAL			RUSHING			RECEIVING		
RANK	PLAYER	TEAM	POS	YDS	PLAYS	AVG	YDS	ATT	AVG	YDS	ATT	AVG
1	Walker	KC	RB	442	76	5.8	360	65	5.5	82	11	7.5
2	Cook	BUF	RB	362	62	5.8	346	58	6.0	16	4	4.0
3	Henry	BAL	RB	339	71	4.8	301	66	4.6	38	5	7.6
4	Warren	PIT	RB	326	48	6.8	216	38	5.7	110	10	11.0
5	Taylor	IND	RB	325	75	4.3	258	66	3.9	67	9	7.4
6	Jeanty	LV	RB	303	76	4.0	206	63	3.3	97	13	7.5
7	Hall	NYJ	RB	265	61	4.3	163	51	3.2	102	10	10.2
8	Kincaid	BUF	TE	263	14	18.8	0	0	---	263	14	18.8
9	Flowers	BAL	WR	254	11	23.1	20	1	20.0	234	10	23.4
10	Higgins	CIN	WR	244	14	17.4	0	0	---	244	14	17.4
11	Wilson	NYJ	WR	243	21	11.6	0	0	---	243	21	11.6
12	Tuten	JAX	RB	240	48	5.0	204	43	4.7	36	5	7.2
13	Kelce	KC	TE	231	14	16.5	0	0	---	231	14	16.5
14	C. Brown	CIN	RB	229	59	3.9	197	49	4.0	32	10	3.2
15	Washington	JAX	WR	221	15	14.7	0	0	---	221	15	14.7
16	Hampton	LAC	RB	214	52	4.1	193	50	3.9	21	2	10.5
17	Schultz	HOU	TE	205	19	10.8	0	0	---	205	19	10.8
18t	*Boston	CLE	WR	195	9	21.7	0	0	---	195	9	21.7
18t	Pollard	TEN	RB	195	44	4.4	173	38	4.6	22	6	3.7
20	Rice	KC	WR	190	13	14.6	0	0	---	190	13	14.6
21	Tucker	LV	WR	189	11	17.2	0	0	---	189	11	17.2
22	Downs	IND	WR	186	14	13.3	0	0	---	186	14	13.3
23	Chase	CIN	WR	185	18	10.3	0	0	---	185	18	10.3
24	McConkey	LAC	WR	183	12	15.3	0	0	---	183	12	15.3
25	Stevenson	NE	RB	179	40	4.5	116	31	3.7	63	9	7.0
26	Judkins	CLE	RB	177	51	3.5	124	42	3.0	53	9	5.9
27	Achane	MIA	RB	176	41	4.3	127	34	3.7	49	7	7.0
28	Moore	BUF	WR	166	12	13.8	-1	1	-1.0	167	11	15.2
29	Waddle	DEN	WR	164	12	13.7	14	1	14.0	150	11	13.6
30	M. Washington	MIA	WR	161	15	10.7	9	3	3.0	152	12	12.7
31	Hollins	NE	WR	156	12	13.0	0	0	---	156	12	13.0
32	Montgomery	HOU	RB	151	44	3.4	103	37	2.8	48	7	6.9
33	T. Harris	LAC	WR	149	10	14.9	0	0	---	149	10	14.9
34	*Sadiq	NYJ	TE	146	13	11.2	3	1	3.0	143	12	11.9
35	Doubs	NE	WR	145	6	24.2	0	0	---	145	6	24.2
36	Meyers	JAX	WR	134	11	12.2	2	1	2.0	132	10	13.2
37	Fannin	CLE	TE	126	14	9.0	0	0	---	126	14	9.0
38t	Bateman	BAL	WR	125	9	13.9	0	0	---	125	9	13.9
38t	Dobbins	DEN	RB	125	36	3.5	121	35	3.5	4	1	4.0
40t	Hutchinson	HOU	WR	124	11	11.3	4	2	2.0	120	9	13.3
40t	L. Jackson	BAL	QB	124	17	7.3	124	17	7.3	0	0	---
42t	A. Mitchell	NYJ	WR	123	9	13.7	0	0	---	123	9	13.7
42t	*Tate	TEN	WR	123	13	9.5	0	0	---	123	13	9.5
44t	Andrews	BAL	TE	122	13	9.4	0	0	---	122	13	9.4
44t	Noel	HOU	WR	122	7	17.4	21	2	10.5	101	5	20.2
46	*Johnson	KC	RB	120	20	6.0	56	16	3.5	64	4	16.0
47	Bowers	LV	TE	116	10	11.6	0	0	---	116	10	11.6
48t	J. Allen	BUF	QB	115	29	4.0	114	28	4.1	1	1	1.0
48t	Gesicki	CIN	TE	115	8	14.4	0	0	---	115	8	14.4
50	R. Wilson	PIT	WR	114	11	10.4	0	0	---	114	11	10.4

©2000-2026 Elias Sports Bureau, Inc. All Rights Reserved.

2026 NATIONAL FOOTBALL LEAGUE

AFC LEADERS IN FIRST DOWNS

RANK	PLAYER	TEAM	POS	TOTAL	RUSH	REC
1	Walker	KC	RB	24	19	5
2	Cook	BUF	RB	20	18	2
3	Taylor	IND	RB	19	16	3
4	Henry	BAL	RB	18	16	2
5	Hall	NYJ	RB	16	13	3
6	Tuten	JAX	RB	15	13	2
7	Hampton	LAC	RB	14	13	1
8t	J. Allen	BUF	QB	13	13	0
8t	Jeanty	LV	RB	13	9	4
8t	Warren	PIT	RB	13	9	4
8t	Wilson	NYJ	WR	13	0	13
12t	Downs	IND	WR	12	0	12
12t	Higgins	CIN	WR	12	0	12
14t	C. Brown	CIN	RB	11	10	1
14t	Flowers	BAL	WR	11	1	10
14t	Kelce	KC	TE	11	0	11
17t	Chase	CIN	WR	10	0	10
17t	Kincaid	BUF	TE	10	0	10
17t	McConkey	LAC	WR	10	0	10
20t	L. Jackson	BAL	QB	9	9	0
20t	Meyers	JAX	WR	9	1	8
20t	Stevenson	NE	RB	9	8	1
20t	Washington	JAX	WR	9	0	9
20t	D. Watson	CLE	QB	9	9	0
25t	Marks	HOU	RB	8	7	1
25t	Maye	NE	QB	8	8	0
25t	Moore	BUF	WR	8	0	8
25t	Pollard	TEN	RB	8	7	1
25t	W. Robinson	TEN	WR	8	0	8
25t	Schultz	HOU	TE	8	0	8
25t	Waddle	DEN	WR	8	1	7
32t	Achane	MIA	RB	7	5	2
32t	Andrews	BAL	TE	7	0	7
32t	*Boston	CLE	WR	7	0	7
32t	Bowers	LV	TE	7	0	7
32t	Fannin	CLE	TE	7	0	7
32t	Freiermuth	PIT	TE	7	2	5
32t	Mayer	LV	TE	7	0	7
32t	A. Mitchell	NYJ	WR	7	0	7
32t	Montgomery	HOU	RB	7	5	2
32t	Tucker	LV	WR	7	0	7
42t	Bryant	DEN	WR	6	1	5
42t	Gesicki	CIN	TE	6	0	6
42t	Hutchinson	HOU	WR	6	1	5
42t	Judkins	CLE	RB	6	4	2
42t	Metcalf	PIT	WR	6	0	6
42t	Noel	HOU	WR	6	2	4
42t	Rice	KC	WR	6	0	6
42t	Rodriguez	JAX	RB	6	6	0
42t	Bri. Thomas	JAX	WR	6	0	6
42t	Ward	TEN	QB	6	6	0
42t	Warren	IND	TE	6	2	4
42t	R. Wilson	PIT	WR	6	0	6

©2000-2026 Elias Sports Bureau, Inc. All Rights Reserved.

2026 NATIONAL FOOTBALL LEAGUE

AFC PUNTING YARDS LEADERS

RANK	PLAYER	TEAM	POS	PUNTS	YARDS	LONG	AVG	TB	BLK	DWN	OB	RETURNS TOT	RETURNS YDS	IN20	NET AVG
1	Araiza	KC	P	7	389	69	55.6	1	0	2	1	2	36	4	47.6
2	Cole	LV	P	12	614	72	51.2	1	0	3	2	2	28	6	47.2
3	Sanchez	IND	P	8	407	59	50.9	0	0	0	0	6	49	2	44.8
4	Scott	LAC	P	10	502	57	50.2	1	1	1	2	2	24	3	41.6
5	Crawshaw	DEN	P	14	699	68	49.9	1	0	1	3	6	45	5	45.3
6	Johnston	PIT	P	13	630	55	48.5	1	0	1	1	8	73	6	41.3
7	Cooke	JAX	P	9	435	58	48.3	0	0	0	3	5	31	4	44.9
8	Kroeger	HOU	P	14	676	67	48.3	0	0	2	2	7	54	5	44.4
9	Townsend	TEN	P	16	768	65	48.0	4	0	2	3	6	72	5	38.5
10	Bojorquez	CLE	P	12	571	62	47.6	0	0	0	3	5	23	6	45.7
11	McNamara	NYJ	P	13	613	58	47.2	1	0	5	0	6	98	5	38.1
12	Wishnowsky	NE	P	10	468	73	46.8	1	0	2	0	3	30	5	41.8
13	*Eckley	BAL	P	9	413	58	45.9	0	0	0	1	5	47	3	40.7
14	Rehkow	CIN	P	11	480	59	43.6	0	0	0	2	5	50	6	39.1
15	Pinion	MIA	P	9	383	59	42.6	0	0	0	1	4	36	4	38.6

©2000-2026 Elias Sports Bureau, Inc. All Rights Reserved.

2026 NATIONAL FOOTBALL LEAGUE

AFC NET PUNTING YARDS LEADERS

RANK	PLAYER	TEAM	POS	PUNTS	YARDS	LONG	AVG	TB	BLK	DWN	OB	RETURNS TOT	RETURNS YDS	IN20	NET AVG
1	Araiza	KC	P	7	389	69	55.6	1	0	2	1	2	36	4	47.6
2	Cole	LV	P	12	614	72	51.2	1	0	3	2	2	28	6	47.2
3	Bojorquez	CLE	P	12	571	62	47.6	0	0	0	3	5	23	6	45.7
4	Crawshaw	DEN	P	14	699	68	49.9	1	0	1	3	6	45	5	45.3
5	Cooke	JAX	P	9	435	58	48.3	0	0	0	3	5	31	4	44.9
6	Sanchez	IND	P	8	407	59	50.9	0	0	0	0	6	49	2	44.8
7	Kroeger	HOU	P	14	676	67	48.3	0	0	2	2	7	54	5	44.4
8	Wishnowsky	NE	P	10	468	73	46.8	1	0	2	0	3	30	5	41.8
9	Scott	LAC	P	10	502	57	50.2	1	1	1	2	2	24	3	41.6
10	Johnston	PIT	P	13	630	55	48.5	1	0	1	1	8	73	6	41.3
11	*Eckley	BAL	P	9	413	58	45.9	0	0	0	1	5	47	3	40.7
12	Rehkow	CIN	P	11	480	59	43.6	0	0	0	2	5	50	6	39.1
13	Pinion	MIA	P	9	383	59	42.6	0	0	0	1	4	36	4	38.6
14	Townsend	TEN	P	16	768	65	48.0	4	0	2	3	6	72	5	38.5
15	McNamara	NYJ	P	13	613	58	47.2	1	0	5	0	6	98	5	38.1

©2000-2026 Elias Sports Bureau, Inc. All Rights Reserved.

2026 NATIONAL FOOTBALL LEAGUE

AFC PUNT RETURN LEADERS

RANK	PLAYER	TEAM	POS	RET	FC	YDS	AVG	LONG	TD
1	*Benson	LV	WR	4	2	64	16.0	23	0
2	Wester	BAL	WR	4	3	54	13.5	24	0
3	Noel	HOU	WR	4	4	43	10.8	17	0
4	Dortch	BUF	WR	6	1	54	9.0	25	0
5	M. Jones	NE	CB	5	4	41	8.2	19	0
6	*Wetjen	PIT	WR	5	4	39	7.8	17	0
7	Dike	TEN	WR	6	2	42	7.0	14	0
8	Williams	NYJ	WR	5	2	31	6.2	15	0
9	Remigio	KC	WR	4	4	15	3.8	7	0

©2000-2026 Elias Sports Bureau, Inc. All Rights Reserved.

2026 NATIONAL FOOTBALL LEAGUE

AFC KICKOFF RETURN LEADERS

RANK	PLAYER	TEAM	POS	RET	YDS	AVG	LONG	TD
1	Wright	MIA	RB	5	185	37.0	79	0
2	R. Sanders	CLE	RB	7	227	32.4	74	0
3	*McGowan	IND	RB	7	222	31.7	66	0
4	Laube	LV	RB	5	158	31.6	50	0
5	C. Moore	BAL	WR	8	229	28.6	42	0
6	Abdullah	JAX	RB	4	113	28.3	35	0
7	Dortch	BUF	WR	8	225	28.1	39	0
8	Remigio	KC	WR	4	112	28.0	34	0
9	Harvey	DEN	RB	4	111	27.8	31	0
10	*Cameron	JAX	WR	5	136	27.2	42	0
11	Gould	IND	WR	5	134	26.8	32	0
12	*Katsis	DEN	WR	4	107	26.8	31	0
13	B. Smith	KC	RB	5	133	26.6	31	0
14	T. Smith	HOU	CB	4	105	26.3	29	0
15	Williams	CIN	WR	5	131	26.2	34	0
16	Meyers	CIN	WR	7	183	26.1	40	0
17	Noel	HOU	WR	6	155	25.8	31	0
18	Corley	CLE	WR	9	231	25.7	34	0
19t	Mitchell	LAC	RB	6	146	24.3	28	0
19t	Williams	NYJ	WR	9	219	24.3	28	0
21	Marks	HOU	RB	7	170	24.3	31	0
22	Dike	TEN	WR	9	217	24.1	34	0
23	K. Williams	NE	WR	8	192	24.0	31	0
24	M. Washington	MIA	WR	8	180	22.5	33	0
25	*Wetjen	PIT	WR	10	221	22.1	27	0
26	Horn	CAR-CLE	WR	5	101	20.2	26	0

©2000-2026 Elias Sports Bureau, Inc. All Rights Reserved.

2026 NATIONAL FOOTBALL LEAGUE

AFC INTERCEPTION LEADERS

RANK	PLAYER	TEAM	POS	INT	YARDS	AVG	LONG	TD
1	*Masses	LV	CB	3	67	22.3	35	0
2t	Hufanga	DEN	SAF	2	66	33.0	66t	1
2t	*Smith	LAC	SAF	2	1	0.5	1	0
4t	Battle	CIN	SAF	1	11	11.0	11	0
4t	Blankenship	HOU	SAF	1	0	0.0	0	0
4t	Brisker	PIT	SAF	1	10	10.0	10	0
4t	*Delane	KC	CB	1	5	5.0	5	0
4t	Fulton	KC	CB	1	0	0.0	0	0
4t	Gardner-Johnson	BUF	SAF	1	41	41.0	41	0
4t	Harden	CLE	CB	1	25	25.0	25	0
4t	Harris	TEN	CB	1	3	3.0	3	0
4t	Hart	LAC	CB	1	2	2.0	2	0
4t	Hickman	CLE	SAF	1	-2	-2.0	-2	0
4t	A. Hooker	TEN	SAF	1	92	92.0	92	0
4t	Hunter	JAX	CB-WR	1	0	0.0	0	0
4t	*Jacas	NE	LB	1	11	11.0	11	0
4t	B. Jones	DEN	SAF	1	24	24.0	24	0
4t	J. Jones	JAX	CB	1	31	31.0	31	0
4t	M. Jones	NE	CB	1	12	12.0	12	0
4t	Karlaftis	KC	DE	1	0	0.0	0	0
4t	Lewis	JAX	CB	1	0	0.0	0	0
4t	Moss	DEN	CB	1	3	3.0	3	0
4t	Oluokun	JAX	LB	1	22	22.0	22	0
4t	Queen	PIT	LB	1	3	3.0	3	0
4t	*Rodriguez	MIA	LB	1	18	18.0	18	0
4t	Smith	BAL	ILB	1	1	1.0	1	0
4t	*Stukes	LV	SAF	1	0	0.0	0	0
4t	*Taaffe	MIA	SAF	1	2	2.0	2	0
4t	Trader	MIA	SAF	1	14	14.0	14	0
4t	Watt	PIT	OLB	1	35	35.0	35t	1

©2000-2026 Elias Sports Bureau, Inc. All Rights Reserved.

2026 NATIONAL FOOTBALL LEAGUE

AFC SACK LEADERS

RANK	PLAYER	TEAM	POS	SACKS
1	Rousseau	BUF	LB	6.0
2t	Anderson	HOU	DE	4.0
2t	Graham	CLE	DT	4.0
4	Watt	PIT	OLB	3.5
5t	Allen	DEN	DE	3.0
5t	Buckner	IND	DT	3.0
5t	Highsmith	PIT	LB	3.0
8	Koonce	LV	DE	2.5
9t	Allen	CIN	DT	2.0
9t	*Bailey	NYJ	LB	2.0
9t	Enagbare	NYJ	LB	2.0
9t	C. Johnson	CIN	DE	2.0
9t	Lawrence	CIN	DT	2.0
9t	Mack	LAC	OLB	2.0
9t	Paye	LV	DE	2.0
9t	Rankins	HOU	DT	2.0
9t	T. Robinson	BAL	LB	2.0
9t	Simmons	TEN	DT	2.0
19t	Adebawore	IND	DT	1.5
19t	Chubb	BUF	OLB	1.5
19t	Crosby	LV	DE	1.5
19t	Dean	LV	LB	1.5
19t	Harmon	PIT	DT	1.5
19t	Hines-Allen	JAX	DE	1.5
19t	Hunter	HOU	DE	1.5
19t	*Jacas	NE	LB	1.5
19t	*Mesidor	LAC	LB	1.5
19t	Ponder	NE	LB	1.5
19t	Tuipulotu	LAC	LB	1.5
19t	Walker	JAX	DE	1.5
31t	Anudike-Uzomah	KC	DE	1.0
31t	Barmore	NE	DT	1.0
31t	Bonitto	DEN	LB	1.0
31t	Briggs	NYJ	DE	1.0
31t	Chinn	LV	SAF	1.0
31t	Cisco	NYJ	SAF	1.0
31t	Clowney	HOU	DE	1.0
31t	Combs	JAX	LB	1.0
31t	D. Davis	NYJ	OLB	1.0
31t	Delpit	CLE	SAF	1.0
31t	Edwards	HOU	DT	1.0
31t	Elliss	NE	LB	1.0
31t	Farmer	NE	DT	1.0
31t	*Faulk	TEN	DE	1.0
31t	Franklin-Myers	TEN	DE	1.0
31t	Green	BAL	LB	1.0
31t	L. Hall	HOU	DE	1.0
31t	Hendrickson	BAL	LB	1.0
31t	Hickman	CLE	SAF	1.0
31t	Hufanga	DEN	SAF	1.0
31t	Jenkins	CIN	DT	1.0
31t	Dr. Jones	NE	LB	1.0
31t	Mafe	CIN	DE	1.0
31t	Martin	TEN	DE	1.0
31t	McDonald	NYJ	DE	1.0

©2000-2026 Elias Sports Bureau, Inc. All Rights Reserved.

2026 NATIONAL FOOTBALL LEAGUE

AFC SACK LEADERS

RANK	PLAYER	TEAM	POS	SACKS
31t	McGuire	CLE	DE	1.0
31t	Miller	JAX	LB	1.0
31t	Orhorhoro	JAX	DT	1.0
31t	Roach	DEN	DT	1.0
31t	Robinson	DEN	LB	1.0
31t	Smith	BAL	ILB	1.0
31t	Starks	BAL	SAF	1.0
31t	Stewart	CIN	DE	1.0
31t	Stokes	LV	CB	1.0
31t	Taylor	TEN	CB	1.0
31t	*Thomas	KC	DE	1.0
31t	Tillery	IND	DT	1.0
31t	Uwazurike	DEN	DT	1.0
31t	D. Walker	BUF	DT	1.0
31t	Williams	KC	CB	1.0

©2000-2026 Elias Sports Bureau, Inc. All Rights Reserved.

2026 NATIONAL FOOTBALL LEAGUE

AFC LEADERS IN FUMBLE RECOVERIES

RANK	PLAYER	TEAM	POS	TOTAL	OWN TEAM	OPP TEAM
1	Stiggers	NYJ	DB	3	2	1
2t	Henley	LAC	LB	2	0	2
2t	Mahomes	KC	QB	2	2	0
2t	G. Smith	NYJ	QB	2	2	0
5t	Abrams-Draine	DEN	CB	1	1	0
5t	J. Allen	BUF	QB	1	1	0
5t	Anderson	HOU	DE	1	0	1
5t	Bech	LV	WR	1	1	0
5t	Bernard	BUF	LB	1	0	1
5t	Brown	BUF	OT	1	1	0
5t	Bryant	DEN	WR	1	1	0
5t	Buckner	IND	DT	1	0	1
5t	Butler	LV	DT	1	1	0
5t	Chinn	LV	SAF	1	0	1
5t	Cook	CIN	SAF	1	0	1
5t	Crosby	LV	DE	1	0	1
5t	Dike	TEN	WR	1	1	0
5t	Fautanu	PIT	OT	1	1	0
5t	Hamilton	JAX	DT	1	0	1
5t	T. Harris	LAC	WR	1	1	0
5t	J. Herbert	LAC	QB	1	1	0
5t	Heyward	LV	FB	1	1	0
5t	Hines-Allen	JAX	DE	1	0	1
5t	Humphrey	BAL	CB	1	0	1
5t	T. Jefferson	LAC	SS	1	0	1
5t	T. Johnson	LV	CB	1	0	1
5t	Ch. Jones	KC	DE	1	0	1
5t	Joseph-Day	PIT	DT	1	0	1
5t	Knight	CIN	LB	1	0	1
5t	Kroeger	HOU	P	1	1	0
5t	Lassiter	HOU	CB	1	1	0
5t	Mafe	CIN	DE	1	0	1
5t	Maye	NE	QB	1	1	0
5t	Mitchell	LAC	RB	1	1	0
5t	Nix	DEN	QB	1	1	0
5t	Oliver	BUF	DT	1	0	1
5t	Phillips	NYJ	DT	1	0	1
5t	Pinion	MIA	P	1	1	0
5t	Ponder	NE	LB	1	0	1
5t	T. Simpson	BAL	LB	1	0	1
5t	Skowronek	PIT	WR	1	0	1
5t	Slaton	CIN	DT	1	0	1
5t	Sneed	KC	CB	1	0	1
5t	Stokes	LV	CB	1	0	1
5t	Taylor	IND	RB	1	1	0
5t	Togiai	HOU	DT	1	0	1
5t	Torrence	BUF	OG	1	1	0
5t	Tuten	JAX	RB	1	1	0
5t	Walker	LV	LB	1	0	1
5t	Washington	JAX	WR	1	1	0
5t	D. Watson	CLE	QB	1	1	0
5t	P. Wilson	PIT	LB	1	0	1

©2000-2026 Elias Sports Bureau, Inc. All Rights Reserved.

AFC LEADERS IN RECOVERIES OF FUMBLES BY OWN TEAM

RANK	PLAYER	TEAM	POS	REC	YARDS	AVG	LONG	TD
1t	Mahomes	KC	QB	2	0	0.0	0	0
1t	G. Smith	NYJ	QB	2	0	0.0	0	0
1t	Stiggers	NYJ	DB	2	3	1.5	3	0
4t	Abrams-Draine	DEN	CB	1	0	0.0	0	0
4t	J. Allen	BUF	QB	1	0	0.0	0	0
4t	Bech	LV	WR	1	0	0.0	0	0
4t	Brown	BUF	OT	1	0	0.0	0	0
4t	Bryant	DEN	WR	1	7	7.0	7	0
4t	Butler	LV	DT	1	0	0.0	0	0
4t	Dike	TEN	WR	1	0	0.0	0	0
4t	Fautanu	PIT	OT	1	0	0.0	0	0
4t	T. Harris	LAC	WR	1	0	0.0	0	0
4t	J. Herbert	LAC	QB	1	0	0.0	0	0
4t	Heyward	LV	FB	1	0	0.0	0	0
4t	Kroeger	HOU	P	1	0	0.0	0	0
4t	Lassiter	HOU	CB	1	0	0.0	0	0
4t	Maye	NE	QB	1	0	0.0	0	0
4t	Mitchell	LAC	RB	1	0	0.0	0	0
4t	Nix	DEN	QB	1	0	0.0	0	0
4t	Pinion	MIA	P	1	0	0.0	0	0
4t	Taylor	IND	RB	1	0	0.0	0	0
4t	Torrence	BUF	OG	1	0	0.0	0	0
4t	Tuten	JAX	RB	1	0	0.0	0	0
4t	Washington	JAX	WR	1	0	0.0	0	0
4t	D. Watson	CLE	QB	1	0	0.0	0	0

©2000-2026 Elias Sports Bureau, Inc. All Rights Reserved.

AFC LEADERS IN RECOVERIES OF FUMBLES BY OPPOSING TEAM

RANK	PLAYER	TEAM	POS	REC	YARDS	AVG	LONG	TD
1	Henley	LAC	LB	2	0	0.0	0	0
2t	Anderson	HOU	DE	1	2	2.0	2	0
2t	Bernard	BUF	LB	1	0	0.0	0	0
2t	Buckner	IND	DT	1	0	0.0	0	0
2t	Chinn	LV	SAF	1	43	43.0	43	0
2t	Cook	CIN	SAF	1	0	0.0	0	0
2t	Crosby	LV	DE	1	0	0.0	0	0
2t	Hamilton	JAX	DT	1	0	0.0	0	0
2t	Hines-Allen	JAX	DE	1	0	0.0	0	0
2t	Humphrey	BAL	CB	1	0	0.0	0	0
2t	T. Jefferson	LAC	SS	1	0	0.0	0	0
2t	T. Johnson	LV	CB	1	0	0.0	0	0
2t	Ch. Jones	KC	DE	1	0	0.0	0	0
2t	Joseph-Day	PIT	DT	1	0	0.0	0	0
2t	Knight	CIN	LB	1	27	27.0	27t	1
2t	Mafe	CIN	DE	1	0	0.0	0	0
2t	Oliver	BUF	DT	1	0	0.0	0	0
2t	Phillips	NYJ	DT	1	0	0.0	0	0
2t	Ponder	NE	LB	1	19	19.0	19t	1
2t	T. Simpson	BAL	LB	1	0	0.0	0	0
2t	Skowronek	PIT	WR	1	0	0.0	0	0
2t	Slaton	CIN	DT	1	0	0.0	0	0
2t	Sneed	KC	CB	1	0	0.0	0	0
2t	Stiggers	NYJ	DB	1	0	0.0	0	0
2t	Stokes	LV	CB	1	0	0.0	0	0
2t	Togiai	HOU	DT	1	0	0.0	0	0
2t	Walker	LV	LB	1	0	0.0	0	0
2t	P. Wilson	PIT	LB	1	0	0.0	0	0

©2000-2026 Elias Sports Bureau, Inc. All Rights Reserved.

2026 NATIONAL FOOTBALL LEAGUE

NFC LEADING PASSERS

RANK	PLAYER	TEAM	ATT	COMP	COMP%	YDS	YPA	TD	TD%	LONG	INT	INT%	RATING
1	Purdy	SF	83	60	72.3%	789	9.51	9	10.8%	82t	1	1.2%	133.1
2	Goff	DET	109	77	70.6%	802	7.36	8	7.3%	49	0	0.0%	116.1
3	Prescott	DAL	105	73	69.5%	730	6.95	7	6.7%	49	1	1.0%	107.2
4	Shough	NO	132	91	68.9%	917	6.95	8	6.1%	47	3	2.3%	99.2
5	Young	CAR	121	72	59.5%	939	7.76	7	5.8%	55	2	1.7%	96.4
6	Williams	CHI	55	36	65.5%	407	7.40	2	3.6%	47	1	1.8%	92.0
7	Brissett	ARI	117	82	70.1%	652	5.57	4	3.4%	33	1	0.9%	91.5
8	Hurts	PHI	87	56	64.4%	620	7.13	5	5.7%	64	3	3.4%	90.2
9	Stafford	LAR	111	67	60.4%	872	7.86	6	5.4%	64	4	3.6%	88.1
10	Love	GB	124	65	52.4%	844	6.81	6	4.8%	81t	2	1.6%	83.5
11	Mayfield	TB	96	61	63.5%	615	6.41	2	2.1%	49	2	2.1%	80.0

©2000-2026 Elias Sports Bureau, Inc. All Rights Reserved.

2026 NATIONAL FOOTBALL LEAGUE

NFC LEADING PASSERS, RANKS

PLAYER	TEAM	ATT	COMP	COMP%	YDS	YPA	TD	TD%	INT	INT%	RATING
Purdy	SF	10	9	1	6	1	1	1	2t	4	1
Goff	DET	6	3	2	5	5	2t	2	1	1	2
Prescott	DAL	7	4	4	7	7	4t	3	2t	3	3
Shough	NO	1	1	5	2	8	2t	4	9t	9	4
Young	CAR	3	5	10	1	3	4t	5	6t	6	5
Williams	CHI	11	11	6	12	4	16t	9	2t	7	6
Brissett	ARI	4	2	3	8	11	9t	10	2t	2	7
Hurts	PHI	9	10	7	9	6	8	6	9t	10	8
Stafford	LAR	5	6	9	3	2	6t	7	11	11	9
Love	GB	2	7	11	4	9	6t	8	6t	5	10
Mayfield	TB	8	8	8	10	10	16t	11	6t	8	11

©2000-2026 Elias Sports Bureau, Inc. All Rights Reserved.

2026 NATIONAL FOOTBALL LEAGUE

NFC FOURTH-QUARTER PASSING LEADERS

RANK	PLAYER	TEAM	ATT	COMP	COMP%	YDS	YPA	TD	TD%	INT	INT%	RATING
1t	Daniels	WAS	11	9	81.8%	99	9.00	2	18.2%	0	0.0%	143.8
1t	Lock	SEA	10	7	70.0%	105	10.50	2	20.0%	0	0.0%	143.8
3	Wentz	MIN	9	8	88.9%	78	8.67	1	11.1%	0	0.0%	139.8
4	Williams	CHI	10	8	80.0%	93	9.30	1	10.0%	0	0.0%	138.8
5	Purdy	SF	14	10	71.4%	107	7.64	3	21.4%	0	0.0%	133.0
6	Goff	DET	23	15	65.2%	197	8.57	3	13.0%	0	0.0%	131.7
7	Dart	NYG	9	7	77.8%	47	5.22	1	11.1%	0	0.0%	125.5
8	Brissett	ARI	21	18	85.7%	133	6.33	2	9.5%	0	0.0%	124.8
9	Prescott	DAL	26	17	65.4%	251	9.65	2	7.7%	0	0.0%	122.4
10	Mariota	WAS	15	12	80.0%	99	6.60	1	6.7%	0	0.0%	116.4
11	Darnold	SEA	11	9	81.8%	123	11.18	2	18.2%	1	9.1%	115.0
12	Hurts	PHI	17	11	64.7%	150	8.82	2	11.8%	1	5.9%	107.5
13	Shough	NO	42	32	76.2%	338	8.05	2	4.8%	1	2.4%	105.1
14	Young	CAR	27	17	63.0%	213	7.89	2	7.4%	1	3.7%	96.7
15	Stafford	LAR	30	19	63.3%	267	8.90	2	6.7%	2	6.7%	86.4
16	Murray	MIN	11	7	63.6%	49	4.45	0	0.0%	0	0.0%	73.7
17	Bagent	CHI	9	5	55.6%	54	6.00	0	0.0%	0	0.0%	73.4
18	Mayfield	TB	28	19	67.9%	198	7.07	0	0.0%	1	3.6%	73.2
19	Love	GB	47	24	51.1%	297	6.32	2	4.3%	2	4.3%	67.4
20	*Strand	ATL	11	6	54.5%	41	3.73	0	0.0%	0	0.0%	63.1
21	Winston	NYG	12	6	50.0%	42	3.50	0	0.0%	0	0.0%	58.3

©2000-2026 Elias Sports Bureau, Inc. All Rights Reserved.

2026 NATIONAL FOOTBALL LEAGUE

NFC THIRD-DOWN PASSING LEADERS

RANK	PLAYER	TEAM	ATT	COMP	COMP%	YDS	YPA	TD	TD%	INT	INT%	RATING
1	Purdy	SF	23	16	69.6%	246	10.70	3	13.0%	0	0.0%	144.2
2	Wentz	MIN	17	13	76.5%	124	7.29	2	11.8%	0	0.0%	135.4
3	Daniels	WAS	15	10	66.7%	113	7.53	2	13.3%	0	0.0%	128.6
4	Lock	SEA	16	11	68.8%	111	6.94	2	12.5%	0	0.0%	127.9
5	Goff	DET	24	14	58.3%	123	5.13	2	8.3%	0	0.0%	99.8
6	Williams	CHI	16	12	75.0%	153	9.56	1	6.3%	1	6.3%	99.2
7	Shough	NO	30	20	66.7%	235	7.83	2	6.7%	1	3.3%	98.6
8	Hurts	PHI	28	17	60.7%	269	9.61	2	7.1%	2	7.1%	86.8
9	Young	CAR	26	15	57.7%	166	6.38	2	7.7%	1	3.8%	86.4
10	Prescott	DAL	28	20	71.4%	184	6.57	1	3.6%	1	3.6%	86.0
11	Mayfield	TB	27	14	51.9%	203	7.52	0	0.0%	0	0.0%	76.6
12	Love	GB	34	16	47.1%	209	6.15	0	0.0%	0	0.0%	66.9
13	Stafford	LAR	25	14	56.0%	168	6.72	1	4.0%	2	8.0%	56.8
14	Brissett	ARI	29	17	58.6%	131	4.52	0	0.0%	1	3.4%	55.4
15	Winston	NYG	17	8	47.1%	88	5.18	0	0.0%	1	5.9%	38.4

©2000-2026 Elias Sports Bureau, Inc. All Rights Reserved.

2026 NATIONAL FOOTBALL LEAGUE

NFC LEADING RUSHERS

RANK	PLAYER	TEAM	ATT	YDS	AVG	LONG	TD
1	Bi. Robinson	ATL	66	349	5.3	55	2
2	Gibbs	DET	65	307	4.7	21	4
3	Swift	CHI	54	253	4.7	32	3
4	Williams	LAR	38	214	5.6	30	1
5	A. Jones	MIN	52	203	3.9	20	1
6	Hubbard	CAR	41	184	4.5	16	1
7	Irving	TB	40	180	4.5	38	1
8	Monangai	CHI	30	178	5.9	61t	1
9	Skattebo	NYG	50	177	3.5	13	1
10	Barkley	PHI	34	174	5.1	42	0
11	J. Williams	DAL	43	169	3.9	22	2
12	McCaffrey	SF	35	166	4.7	16	3
13	*Love	ARI	41	160	3.9	18	1
14	Corum	LAR	28	148	5.3	18	0
15	Croskey-Merritt	WAS	47	142	3.0	11	1
16	Br. Robinson	ATL	30	132	4.4	16	1
17	Etienne	NO	30	128	4.3	18	0
18	*Price	SEA	28	119	4.3	25	0
19	Wilson	SEA	32	109	3.4	18	0
20t	*Black	SF	25	107	4.3	14	0
20t	Williams (QB)	CHI	15	107	7.1	29t	2
22t	Daniels (QB)	WAS	12	100	8.3	20	0
22t	White	WAS	22	100	4.5	19	0
24	Purdy (QB)	SF	10	93	9.3	35	1
25	Hurts (QB)	PHI	16	87	5.4	22	1
26	Allgeier	ARI	24	70	2.9	11	0
27	Lloyd	GB	23	68	3.0	12	0
28	Shough (QB)	NO	14	67	4.8	36	1
29	Mayfield (QB)	TB	11	65	5.9	14	1
30t	Mason	MIN	15	59	3.9	28	1
30t	Prescott (QB)	DAL	10	59	5.9	11	0
32	N. Harris	NYG	13	58	4.5	11	0
33	Dart (QB)	NYG	11	54	4.9	22	0
34	Holani	SEA	15	52	3.5	9	0
35	Kamara	NO	18	51	2.8	11	0
36	K. Miller	NO	13	44	3.4	8t	1
37	Dillon	CAR	12	41	3.4	11	0
38t	*Allen	WAS	9	40	4.4	9	0
38t	C. Brooks	GB	11	40	3.6	14	0
38t	Vaki	DET	9	40	4.4	7	0
41	K. Johnson	GB	12	38	3.2	12	0
42	Bigsby	PHI	14	36	2.6	9	1
43t	Brooks	CAR	9	30	3.3	7	0
43t	Samuel (WR)	SF	4	30	7.5	12	0
45	Shipley	PHI	9	28	3.1	7	0
46	Murray (QB)	MIN	4	26	6.5	12	0
47t	Brissett (QB)	ARI	11	25	2.3	11	1
47t	Singletary	NYG	9	25	2.8	6	0
49	Knight	ARI	2	24	12.0	18	0
50	Goodson	ATL-DAL	6	22	3.7	10	0

©2000-2026 Elias Sports Bureau, Inc. All Rights Reserved.

NFC THIRD-AND-ONE RUSHING LEADERS

RANK	PLAYER	TEAM	ATT	FD	PCT
1t	Brissett (QB)	ARI	4	4	100.0%
1t	*Donaldson	NO	3	3	100.0%
1t	Dart (QB)	NYG	2	2	100.0%
1t	Etienne	NO	2	2	100.0%
1t	Hubbard	CAR	2	2	100.0%
1t	Hurts (QB)	PHI	2	2	100.0%
1t	Purdy (QB)	SF	2	2	100.0%
1t	Williams	LAR	2	2	100.0%
1t	Corum	LAR	1	1	100.0%
1t	Irving	TB	1	1	100.0%
1t	A. Jones	MIN	1	1	100.0%
1t	Keenum (QB)	CHI	1	1	100.0%
1t	Luepke	DAL	1	1	100.0%
1t	Mayfield (QB)	TB	1	1	100.0%
1t	K. Miller	NO	1	1	100.0%
1t	Monangai	CHI	1	1	100.0%
1t	Prescott (QB)	DAL	1	1	100.0%
1t	Br. Robinson	ATL	1	1	100.0%
1t	Stafford (QB)	LAR	1	1	100.0%
1t	Wentz (QB)	MIN	1	1	100.0%
21	White	WAS	4	3	75.0%
22	Swift	CHI	3	2	66.7%
23t	Gibbs	DET	2	1	50.0%
23t	Shough (QB)	NO	2	1	50.0%

©2000-2026 Elias Sports Bureau, Inc. All Rights Reserved.

2026 NATIONAL FOOTBALL LEAGUE

NFC LEADERS IN RECEPTIONS

RANK	PLAYER	TEAM	REC	YDS	AVG	LONG	TD
1t	Smith-Njigba	SEA	27	405	15.0	82t	6
1t	Olave	NO	27	375	13.9	47	1
3	McBride (TE)	ARI	26	211	8.1	27	2
4	St. Brown	DET	23	228	9.9	34	5
5	Lamb	DAL	20	309	15.4	49	3
6t	D. Smith	PHI	19	235	12.4	31	1
6t	Raymond	CHI	19	214	11.3	41t	1
8t	Adams	LAR	18	358	19.9	64	2
8t	Coker	CAR	18	222	12.3	51t	2
8t	Mi. Wilson	ARI	18	163	9.1	18	1
8t	Gibbs (RB)	DET	18	156	8.7	13	2
12	Watson	GB	17	284	16.7	81t	4
13	Pickens	DAL	16	150	9.4	19	0
14t	D. London	ATL	15	274	18.3	68	0
14t	Golden	GB	15	253	16.9	45	1
14t	Johnson (TE)	NO	15	173	11.5	27	3
14t	Vele	NO	15	172	11.5	31	1
14t	Burden	CHI	15	156	10.4	25	1
14t	Likely (TE)	NYG	15	124	8.3	19	2
20	LaPorta (TE)	DET	14	144	10.3	28	1
21t	Jefferson	MIN	13	179	13.8	39t	2
21t	Egbuka	TB	13	141	10.8	21	1
21t	Diggs	WAS	13	135	10.4	20t	3
21t	Bi. Robinson (RB)	ATL	13	118	9.1	24	1
21t	McCaffrey (RB)	SF	13	104	8.0	16	0
21t	Irving (RB)	TB	13	61	4.7	22	0
27t	McMillan	CAR	12	193	16.1	28	0
27t	Kittle (TE)	SF	12	174	14.5	40	3
27t	Evans	SF	12	137	11.4	27	2
27t	Bourne	ARI	12	108	9.0	14	0
27t	Nabers	NYG	12	96	8.0	16	0
32t	Otton (TE)	TB	11	120	10.9	37	0
32t	Williams (RB)	LAR	11	106	9.6	20	1
32t	Etienne (RB)	NO	11	51	4.6	16	0
35t	McLaurin	WAS	10	141	14.1	30t	1
35t	J. Williams	DET	10	127	12.7	22	0
35t	Waller (TE)	CAR	10	112	11.2	17	2
35t	Godwin	TB	10	111	11.1	30	0
35t	Higbee (TE)	LAR	10	74	7.4	14	1
35t	J. Williams (RB)	DAL	10	56	5.6	17t	1
35t	*Love (RB)	ARI	10	44	4.4	9	1
42t	Wicks	PHI	9	179	19.9	64	1
42t	Samuel	SF	9	159	17.7	80t	2
42t	Kraft (TE)	GB	9	106	11.8	30	0
42t	*Williams	WAS	9	103	11.4	33	1
42t	Hubbard (RB)	CAR	9	77	8.6	30	2
42t	Hockenson (TE)	MIN	9	76	8.4	19	1
42t	Ferguson (TE)	DAL	9	72	8.0	19t	3
42t	Flournoy	DAL	9	67	7.4	17	0
42t	White (RB)	WAS	9	51	5.7	13	1

©2000-2026 Elias Sports Bureau, Inc. All Rights Reserved.

2026 NATIONAL FOOTBALL LEAGUE

NFC RECEIVING YARDAGE LEADERS

RANK	PLAYER	TEAM	YDS	REC	AVG	LONG	TD
1	Smith-Njigba	SEA	405	27	15.0	82t	6
2	Olave	NO	375	27	13.9	47	1
3	Adams	LAR	358	18	19.9	64	2
4	Lamb	DAL	309	20	15.4	49	3
5	Watson	GB	284	17	16.7	81t	4
6	D. London	ATL	274	15	18.3	68	0
7	Golden	GB	253	15	16.9	45	1
8	D. Smith	PHI	235	19	12.4	31	1
9	St. Brown	DET	228	23	9.9	34	5
10	Coker	CAR	222	18	12.3	51t	2
11	Raymond	CHI	214	19	11.3	41t	1
12	McBride (TE)	ARI	211	26	8.1	27	2
13	McMillan	CAR	193	12	16.1	28	0
14t	Jefferson	MIN	179	13	13.8	39t	2
14t	Wicks	PHI	179	9	19.9	64	1
16	Kittle (TE)	SF	174	12	14.5	40	3
17	Johnson (TE)	NO	173	15	11.5	27	3
18	Vele	NO	172	15	11.5	31	1
19	Mi. Wilson	ARI	163	18	9.1	18	1
20	Samuel	SF	159	9	17.7	80t	2
21t	Burden	CHI	156	15	10.4	25	1
21t	Gibbs (RB)	DET	156	18	8.7	13	2
23	Pickens	DAL	150	16	9.4	19	0
24	LaPorta (TE)	DET	144	14	10.3	28	1
25t	Egbuka	TB	141	13	10.8	21	1
25t	McLaurin	WAS	141	10	14.1	30t	1
27	Odunze	CHI	139	8	17.4	47	0
28	Evans	SF	137	12	11.4	27	2
29	Diggs	WAS	135	13	10.4	20t	3
30	J. Williams	DET	127	10	12.7	22	0
31	Likely (TE)	NYG	124	15	8.3	19	2
32	Otton (TE)	TB	120	11	10.9	37	0
33	Bi. Robinson (RB)	ATL	118	13	9.1	24	1
34	Waller (TE)	CAR	112	10	11.2	17	2
35t	Addison	MIN	111	7	15.9	41t	1
35t	Godwin	TB	111	10	11.1	30	0
37	Bourne	ARI	108	12	9.0	14	0
38t	Kraft (TE)	GB	106	9	11.8	30	0
38t	Williams (RB)	LAR	106	11	9.6	20	1
40	Mumpfield	LAR	105	5	21.0	48t	1
41	McCaffrey (RB)	SF	104	13	8.0	16	0
42t	*Hurst	TB	103	6	17.2	40t	1
42t	*Williams	WAS	103	9	11.4	33	1
44	Kupp	SEA	101	8	12.6	24	1
45	Nabers	NYG	96	12	8.0	16	0
46	Mooney	NYG	95	6	15.8	33	0
47	TeSlaa	DET	92	5	18.4	49	0
48	Barner (TE)	SEA	90	8	11.3	32	0
49	D. Robinson	SF	84	5	16.8	39t	1
50	Tremayne	CAR	83	4	20.8	31	0

©2000-2026 Elias Sports Bureau, Inc. All Rights Reserved.

2026 NATIONAL FOOTBALL LEAGUE

NFC THIRD-DOWN RECEIVING LEADERS

RANK	PLAYER	TEAM	REC	YDS	AVG	LONG	TD
1	Smith-Njigba	SEA	9	87	9.7	21	2
2t	Raymond	CHI	8	92	11.5	28	0
2t	Pickens	DAL	8	78	9.8	19	0
2t	Olave	NO	8	76	9.5	12	0
2t	St. Brown	DET	8	74	9.3	21	1
2t	Evans	SF	8	58	7.3	13	1
7t	Jefferson	MIN	7	79	11.3	17	1
7t	Lamb	DAL	7	59	8.4	15	1
9t	D. London	ATL	6	137	22.8	68	0
9t	D. Smith	PHI	6	88	14.7	31	0
9t	Watson	GB	6	75	12.5	34	0
9t	McBride (TE)	ARI	6	35	5.8	9	0
13t	Golden	GB	5	100	20.0	45	0
13t	Vele	NO	5	87	17.4	31	0
13t	Godwin	TB	5	65	13.0	30	0
13t	Likely (TE)	NYG	5	53	10.6	19	0
13t	Hockenson (TE)	MIN	5	41	8.2	16t	1
13t	White (RB)	WAS	5	28	5.6	13	0
19t	Wicks	PHI	4	69	17.3	27	0
19t	Johnson (TE)	NO	4	62	15.5	25	1
19t	Diggs	WAS	4	38	9.5	13	1
19t	McCaffrey (RB)	SF	4	37	9.3	16	0
19t	Williams (RB)	LAR	4	37	9.3	19	1
19t	Mi. Wilson	ARI	4	34	8.5	14	0
19t	Nabers	NYG	4	30	7.5	16	0
26t	Goedert (TE)	PHI	3	72	24.0	43t	2
26t	Addison	MIN	3	61	20.3	41t	1
26t	Kupp	SEA	3	44	14.7	24	0
26t	McLaurin	WAS	3	42	14.0	24	0
26t	Irving (RB)	TB	3	40	13.3	22	0
26t	Hubbard (RB)	CAR	3	38	12.7	29	1
26t	Bi. Robinson (RB)	ATL	3	37	12.3	23t	1
26t	Egbuka	TB	3	31	10.3	17	0
26t	Bourne	ARI	3	30	10.0	14	0
26t	McMillan	CAR	3	29	9.7	12	0
26t	Gibbs (RB)	DET	3	26	8.7	11t	1
26t	Shaheed	SEA	3	21	7.0	9	0
26t	Coker	CAR	3	20	6.7	12	0
26t	Nacua	LAR	3	10	3.3	5	0
40t	Otton (TE)	TB	2	46	23.0	37	0
40t	Skattebo (RB)	NYG	2	37	18.5	30	0
40t	Swift (RB)	CHI	2	36	18.0	32	0
40t	*Williams	WAS	2	34	17.0	33	1
40t	Mooney	NYG	2	28	14.0	15	0
40t	Burden	CHI	2	23	11.5	15	1
40t	Flournoy	DAL	2	22	11.0	17	0
40t	Singletary (RB)	NYG	2	22	11.0	13	1
40t	Allen (TE)	LAR	2	20	10.0	13	0
40t	Br. Robinson (RB)	ATL	2	16	8.0	12	0
40t	A. Jones (RB)	MIN	2	15	7.5	11	0
40t	Dallas (RB)	MIN	2	13	6.5	12	0
40t	Waller (TE)	CAR	2	13	6.5	7t	1
40t	*Sturdivant	GB	2	12	6.0	9	0
40t	Allgeier (RB)	ARI	2	9	4.5	5	0
40t	Etienne (RB)	NO	2	7	3.5	6	0

©2000-2026 Elias Sports Bureau, Inc. All Rights Reserved.

2026 NATIONAL FOOTBALL LEAGUE

NFC LEADING SCORERS (NON-KICKING)

RANK	PLAYER	TEAM	POS	TOUCHDOWNS					X2	PTS
				TOTAL	RUSH	REC	RET	KOREC		
1t	Gibbs	DET	RB	6	4	2	0	0	0	36
1t	Smith-Njigba	SEA	WR	6	0	6	0	0	0	36
3	St. Brown	DET	WR	5	0	5	0	0	0	30
4	Watson	GB	WR	4	0	4	0	0	0	24
5	Lamb	DAL	WR	3	0	3	0	0	1	20
6t	Diggs	WAS	WR	3	0	3	0	0	0	18
6t	Fant	NO	TE	3	0	3	0	0	0	18
6t	Ferguson	DAL	TE	3	0	3	0	0	0	18
6t	Hubbard	CAR	RB	3	1	2	0	0	0	18
6t	Johnson	NO	TE	3	0	3	0	0	0	18
6t	Kittle	SF	TE	3	0	3	0	0	0	18
6t	McCaffrey	SF	RB	3	3	0	0	0	0	18
6t	Bi. Robinson	ATL	RB	3	2	1	0	0	0	18
6t	Swift	CHI	RB	3	3	0	0	0	0	18
6t	J. Williams	DAL	RB	3	2	1	0	0	0	18
16	Jefferson	MIN	WR	2	0	2	0	0	1	14
17t	Adams	LAR	WR	2	0	2	0	0	0	12
17t	Coker	CAR	WR	2	0	2	0	0	0	12
17t	Evans	SF	WR	2	0	2	0	0	0	12
17t	Goedert	PHI	TE	2	0	2	0	0	0	12
17t	Likely	NYG	TE	2	0	2	0	0	0	12
17t	*Love	ARI	RB	2	1	1	0	0	0	12
17t	McBride	ARI	TE	2	0	2	0	0	0	12
17t	Samuel	SF	WR	2	0	2	0	0	0	12
17t	Waller	CAR	TE	2	0	2	0	0	0	12
17t	Williams	CHI	QB	2	2	0	0	0	0	12
17t	Williams	LAR	RB	2	1	1	0	0	0	12
28t	Addison	MIN	WR	1	0	1	0	0	0	6
28t	Barner	SEA	TE	1	1	0	0	0	0	6
28t	Bigsby	PHI	RB	1	1	0	0	0	0	6
28t	Brissett	ARI	QB	1	1	0	0	0	0	6
28t	Burden	CHI	WR	1	0	1	0	0	0	6
28t	Burks	WAS	WR	1	0	1	0	0	0	6
28t	Cooper	PHI	WR	1	0	1	0	0	0	6
28t	Croskey-Merritt	WAS	RB	1	1	0	0	0	0	6
28t	Egbuka	TB	WR	1	0	1	0	0	0	6
28t	Ferguson	LAR	TE	1	0	1	0	0	0	6
28t	Golden	GB	WR	1	0	1	0	0	0	6
28t	Higbee	LAR	TE	1	0	1	0	0	0	6
28t	Hockenson	MIN	TE	1	0	1	0	0	0	6
28t	Hooper	ATL	TE	1	0	1	0	0	0	6
28t	*Hurst	TB	WR	1	0	1	0	0	0	6
28t	Hurts	PHI	QB	1	1	0	0	0	0	6
28t	Irving	TB	RB	1	1	0	0	0	0	6
28t	A. Jones	MIN	RB	1	1	0	0	0	0	6
28t	Juszczyk	SF	FB	1	0	1	0	0	0	6

©2000-2026 Elias Sports Bureau Inc. All Rights Reserved.

2026 NATIONAL FOOTBALL LEAGUE

NFC LEADING SCORERS (NON-KICKING)

				TOUCHDOWNS						
RANK	PLAYER	TEAM	POS	TOTAL	RUSH	REC	RET	KOREC	X2	PTS
28t	Keenum	CHI	QB	1	1	0	0	0	0	6
28t	Kmet	CHI	TE	1	0	1	0	0	0	6
28t	Kupp	SEA	WR	1	0	1	0	0	0	6
28t	LaPorta	DET	TE	1	0	1	0	0	0	6
28t	Lloyd	CAR	LB	1	0	0	1	0	0	6
28t	Lloyd	GB	RB	1	0	1	0	0	0	6
28t	Mason	MIN	RB	1	1	0	0	0	0	6
28t	Mayfield	TB	QB	1	1	0	0	0	0	6
28t	McLaurin	WAS	WR	1	0	1	0	0	0	6
28t	Medrano	WAS	LB	1	0	0	1	0	0	6
28t	Metchie	CAR	WR	1	0	1	0	0	0	6
28t	K. Miller	NO	RB	1	1	0	0	0	0	6
28t	Monangai	CHI	RB	1	1	0	0	0	0	6
28t	Mumpfield	LAR	WR	1	0	1	0	0	0	6
28t	Olave	NO	WR	1	0	1	0	0	0	6
28t	Price	MIN	WR	1	0	0	1	0	0	6
28t	Purdy	SF	QB	1	1	0	0	0	0	6
28t	Raymond	CHI	WR	1	0	1	0	0	0	6
28t	Br. Robinson	ATL	RB	1	1	0	0	0	0	6
28t	D. Robinson	SF	WR	1	0	1	0	0	0	6
28t	Saubert	SEA	TE	1	0	1	0	0	0	6
28t	Shough	NO	QB	1	1	0	0	0	0	6
28t	Singletary	NYG	RB	1	0	1	0	0	0	6
28t	Skattebo	NYG	RB	1	1	0	0	0	0	6
28t	D. Smith	PHI	WR	1	0	1	0	0	0	6
28t	*Trotter	TB	LB	1	0	0	1	0	0	6
28t	Turpin	DAL	WR	1	1	0	0	0	0	6
28t	Vele	NO	WR	1	0	1	0	0	0	6
28t	Walker	CHI	WR	1	0	1	0	0	0	6
28t	White	WAS	RB	1	0	1	0	0	0	6
28t	Wicks	PHI	WR	1	0	1	0	0	0	6
28t	*Williams	WAS	WR	1	0	1	0	0	0	6
28t	Mi. Wilson	ARI	WR	1	0	1	0	0	0	6
28t	Young	CAR	QB	1	1	0	0	0	0	6

©2000-2026 Elias Sports Bureau Inc. All Rights Reserved.

2026 NATIONAL FOOTBALL LEAGUE

NFC LEADING SCORERS (KICKING)

RANK	PLAYER	TEAM	PAT	FG	FG%	LONG	PTS
1	McLaughlin	TB	5/5	9/9	100.0%	59	32
2	Fitzgerald	CAR	8/9	7/7	100.0%	53	29
3t	Reichard	MIN	6/6	7/7	100.0%	56	27
3t	Ryland	ARI	6/6	7/8	87.5%	49	27
5	Aubrey	DAL	8/9	6/7	85.7%	60	26
6	Santos	CHI	11/11	4/5	80.0%	50	23
7	*Zvada	NYG	4/4	6/6	100.0%	52	22
8t	Bates	DET	12/12	3/3	100.0%	31	21
8t	Myers	SEA	9/9	4/4	100.0%	57	21
8t	*Stevens	WAS	6/8	5/7	71.4%	57	21
11t	Pineiro	SF	11/13	3/4	75.0%	57	20
11t	*Smack	GB	5/6	5/6	83.3%	59	20
13t	Carlson	NO	7/8	4/5	80.0%	51	19
13t	Folk	ATL	4/4	5/8	62.5%	51	19
13t	Mevis	LAR	7/7	4/5	80.0%	48	19
16	Elliott	PHI	7/7	2/2	100.0%	58	13

©2000-2026 Elias Sports Bureau Inc. All Rights Reserved.

NFC TOUCHBACKS ON KICKOFFS

RANK	PLAYER	TEAM	TB
1	Fitzgerald	CAR	5
2t	Aubrey	DAL	4
2t	Carlson	NO	4
2t	Myers	SEA	4
2t	Stevens	WAS	4
6t	Bates	DET	3
6t	Mevis	LAR	3
6t	Ryland	ARI	3
6t	Santos	CHI	3
6t	Zvada	NYG	3
11	Reichard	MIN	2
12t	Elliott	PHI	1
12t	Pineiro	SF	1
12t	Smack	GB	1

©2000-2026 Elias Sports Bureau, Inc. All Rights Reserved.

2026 NATIONAL FOOTBALL LEAGUE

NFC MOST YARDS FROM SCRIMMAGE

				TOTAL			RUSHING			RECEIVING		
RANK	PLAYER	TEAM	POS	YDS	PLAYS	AVG	YDS	ATT	AVG	YDS	ATT	AVG
1	Bi. Robinson	ATL	RB	467	79	5.9	349	66	5.3	118	13	9.1
2	Gibbs	DET	RB	463	83	5.6	307	65	4.7	156	18	8.7
3	Smith-Njigba	SEA	WR	405	27	15.0	0	0	---	405	27	15.0
4	Olave	NO	WR	375	27	13.9	0	0	---	375	27	13.9
5	Adams	LAR	WR	358	18	19.9	0	0	---	358	18	19.9
6	Swift	CHI	RB	321	62	5.2	253	54	4.7	68	8	8.5
7	Williams	LAR	RB	320	49	6.5	214	38	5.6	106	11	9.6
8	Lamb	DAL	WR	309	21	14.7	0	1	0.0	309	20	15.5
9	Watson	GB	WR	284	17	16.7	0	0	---	284	17	16.7
10	D. London	ATL	WR	278	17	16.4	4	2	2.0	274	15	18.3
11	McCaffrey	SF	RB	270	48	5.6	166	35	4.7	104	13	8.0
12	Hubbard	CAR	RB	261	50	5.2	184	41	4.5	77	9	8.6
13	Golden	GB	WR	253	15	16.9	0	0	---	253	15	16.9
14	Irving	TB	RB	241	53	4.5	180	40	4.5	61	13	4.7
15	A. Jones	MIN	RB	237	57	4.2	203	52	3.9	34	5	6.8
16	Skattebo	NYG	RB	236	57	4.1	177	50	3.5	59	7	8.4
17	D. Smith	PHI	WR	235	19	12.4	0	0	---	235	19	12.4
18	St. Brown	DET	WR	228	23	9.9	0	0	---	228	23	9.9
19	J. Williams	DAL	RB	225	53	4.2	169	43	3.9	56	10	5.6
20	Coker	CAR	WR	222	18	12.3	0	0	---	222	18	12.3
21	Raymond	CHI	WR	214	19	11.3	0	0	---	214	19	11.3
22	Monangai	CHI	RB	213	34	6.3	178	30	5.9	35	4	8.8
23	McBride	ARI	TE	211	26	8.1	0	0	---	211	26	8.1
24	*Love	ARI	RB	204	51	4.0	160	41	3.9	44	10	4.4
25	McMillan	CAR	WR	193	12	16.1	0	0	---	193	12	16.1
26	Samuel	SF	WR	189	13	14.5	30	4	7.5	159	9	17.7
27	Barkley	PHI	RB	180	37	4.9	174	34	5.1	6	3	2.0
28t	Etienne	NO	RB	179	41	4.4	128	30	4.3	51	11	4.6
28t	Jefferson	MIN	WR	179	13	13.8	0	0	---	179	13	13.8
28t	Wicks	PHI	WR	179	9	19.9	0	0	---	179	9	19.9
31	Kittle	SF	TE	174	12	14.5	0	0	---	174	12	14.5
32	Johnson	NO	TE	173	15	11.5	0	0	---	173	15	11.5
33	Vele	NO	WR	172	15	11.5	0	0	---	172	15	11.5
34	Burden	CHI	WR	165	17	9.7	9	2	4.5	156	15	10.4
35	Mi. Wilson	ARI	WR	163	18	9.1	0	0	---	163	18	9.1
36	Corum	LAR	RB	161	31	5.2	148	28	5.3	13	3	4.3
37	White	WAS	RB	151	31	4.9	100	22	4.5	51	9	5.7
38	Pickens	DAL	WR	150	16	9.4	0	0	---	150	16	9.4
39	Br. Robinson	ATL	RB	148	32	4.6	132	30	4.4	16	2	8.0
40	Croskey-Merritt	WAS	RB	147	50	2.9	142	47	3.0	5	3	1.7
41	LaPorta	DET	TE	144	14	10.3	0	0	---	144	14	10.3
42	McLaurin	WAS	WR	141	10	14.1	0	0	---	141	10	14.1
43	*Price	SEA	RB	140	32	4.4	119	28	4.3	21	4	5.3
44	Odunze	CHI	WR	139	8	17.4	0	0	---	139	8	17.4
45	Egbuka	TB	WR	138	14	9.9	-3	1	-3.0	141	13	10.8
46	Evans	SF	WR	137	12	11.4	0	0	---	137	12	11.4
47	Diggs	WAS	WR	135	13	10.4	0	0	---	135	13	10.4
48	J. Williams	DET	WR	127	10	12.7	0	0	---	127	10	12.7
49	Godwin	TB	WR	126	12	10.5	15	2	7.5	111	10	11.1
50	Likely	NYG	TE	124	15	8.3	0	0	---	124	15	8.3

©2000-2026 Elias Sports Bureau, Inc. All Rights Reserved.

2026 NATIONAL FOOTBALL LEAGUE

NFC LEADERS IN FIRST DOWNS

RANK	PLAYER	TEAM	POS	TOTAL	RUSH	REC
1	Gibbs	DET	RB	33	23	10
2	Bi. Robinson	ATL	RB	23	20	3
3	Smith-Njigba	SEA	WR	22	0	22
4	Olave	NO	WR	20	0	20
5	Lamb	DAL	WR	17	0	17
6	Williams	LAR	RB	16	10	6
7	McCaffrey	SF	RB	15	8	7
8	Swift	CHI	RB	14	10	4
9t	Hubbard	CAR	RB	13	9	4
9t	St. Brown	DET	WR	13	0	13
11t	Adams	LAR	WR	12	0	12
11t	Golden	GB	WR	12	0	12
11t	McBride	ARI	TE	12	0	12
11t	Skattebo	NYG	RB	12	10	2
11t	Watson	GB	WR	12	0	12
11t	J. Williams	DAL	RB	12	9	3
17t	Evans	SF	WR	11	0	11
17t	Raymond	CHI	WR	11	0	11
17t	Mi. Wilson	ARI	WR	11	0	11
20t	Coker	CAR	WR	10	0	10
20t	Croskey-Merritt	WAS	RB	10	10	0
20t	Diggs	WAS	WR	10	0	10
20t	Etienne	NO	RB	10	7	3
20t	Irving	TB	RB	10	7	3
20t	Johnson	NO	TE	10	0	10
20t	A. Jones	MIN	RB	10	9	1
20t	Likely	NYG	TE	10	0	10
20t	D. London	ATL	WR	10	0	10
20t	Pickens	DAL	WR	10	0	10
20t	D. Smith	PHI	WR	10	0	10
31t	Kittle	SF	TE	9	0	9
31t	McMillan	CAR	WR	9	0	9
31t	Monangai	CHI	RB	9	8	1
31t	*Price	SEA	RB	9	8	1
31t	Br. Robinson	ATL	RB	9	8	1
31t	Vele	NO	WR	9	0	9
31t	Wicks	PHI	WR	9	0	9
38t	Corum	LAR	RB	8	7	1
38t	Jefferson	MIN	WR	8	0	8
38t	*Love	ARI	RB	8	6	2
38t	McLaurin	WAS	WR	8	0	8
38t	Purdy	SF	QB	8	8	0
38t	Waller	CAR	TE	8	0	8
38t	White	WAS	RB	8	6	2
45t	Barkley	PHI	RB	7	6	1
45t	Hurts	PHI	QB	7	7	0
45t	LaPorta	DET	TE	7	0	7
45t	Samuel	SF	WR	7	2	5
45t	Williams	CHI	QB	7	7	0
50t	Bourne	ARI	WR	6	0	6
50t	Brissett	ARI	QB	6	6	0
50t	Burden	CHI	WR	6	0	6
50t	Daniels	WAS	QB	6	6	0
50t	Egbuka	TB	WR	6	0	6
50t	Godwin	TB	WR	6	1	5

©2000-2026 Elias Sports Bureau, Inc. All Rights Reserved.

NFC LEADERS IN FIRST DOWNS

RANK	PLAYER	TEAM	POS	TOTAL	RUSH	REC
50t	Higbee	LAR	TE	6	0	6
50t	Kupp	SEA	WR	6	0	6
50t	Mooney	NYG	WR	6	1	5
50t	Otton	TB	TE	6	0	6
50t	J. Williams	DET	WR	6	0	6
50t	Wilson	SEA	RB	6	6	0

©2000-2026 Elias Sports Bureau, Inc. All Rights Reserved.

2026 NATIONAL FOOTBALL LEAGUE

NFC PUNTING YARDS LEADERS

RANK	PLAYER	TEAM	POS	PUNTS	YARDS	LONG	AVG	TB	BLK	DWN	OB	RETURNS TOT	RETURNS YDS	IN20	NET AVG
1	Stout	NYG	P	13	664	78	51.1	1	0	2	0	8	70	7	44.2
2	Way	WAS	P	14	708	60	50.6	2	0	0	0	8	75	3	42.4
3	Taylor	CHI	P	8	402	63	50.3	1	0	1	0	4	36	3	43.3
4	Whelan	GB	P	14	690	66	49.3	1	0	2	3	6	37	9	45.2
5	Mann	PHI	P	13	638	64	49.1	0	0	1	3	7	77	8	43.2
6	Bailey	ATL	P	11	531	62	48.3	2	0	0	0	4	62	6	39.0
7	Fox	DET	P	13	627	62	48.2	1	0	2	0	7	57	5	42.3
8	Martin	CAR	P	10	479	61	47.9	1	0	2	1	3	31	6	42.8
9	Waitman	SF	P	7	332	57	47.4	1	0	2	0	4	38	3	39.1
10	Dixon	TB	P	13	612	59	47.1	1	0	1	1	4	106	3	37.4
11	Evans	LAR	P	10	467	67	46.7	1	0	0	0	5	56	4	39.1
12	Hekker	MIN	P	8	372	63	46.5	0	0	1	0	3	40	2	41.5
13	Gillikin	ARI	P	14	648	63	46.3	3	0	1	0	5	36	6	39.4
14	*Thorson	MIN	P	10	458	62	45.8	0	0	1	0	5	47	5	41.1
15	Dickson	SEA	P	11	494	52	44.9	1	0	1	4	0	0	4	43.1
16	Ry. Wright	NO	P	11	487	57	44.3	0	0	3	1	4	48	4	39.9

©2000-2026 Elias Sports Bureau, Inc. All Rights Reserved.

2026 NATIONAL FOOTBALL LEAGUE

NFC NET PUNTING YARDS LEADERS

RANK	PLAYER	TEAM	POS	PUNTS	YARDS	LONG	AVG	TB	BLK	DWN	OB	RETURNS TOT	RETURNS YDS	IN20	NET AVG
1	Whelan	GB	P	14	690	66	49.3	1	0	2	3	6	37	9	45.2
2	Stout	NYG	P	13	664	78	51.1	1	0	2	0	8	70	7	44.2
3	Taylor	CHI	P	8	402	63	50.3	1	0	1	0	4	36	3	43.3
4	Mann	PHI	P	13	638	64	49.1	0	0	1	3	7	77	8	43.2
5	Dickson	SEA	P	11	494	52	44.9	1	0	1	4	0	0	4	43.1
6	Martin	CAR	P	10	479	61	47.9	1	0	2	1	3	31	6	42.8
7	Way	WAS	P	14	708	60	50.6	2	0	0	0	8	75	3	42.4
8	Fox	DET	P	13	627	62	48.2	1	0	2	0	7	57	5	42.3
9	Hekker	MIN	P	8	372	63	46.5	0	0	1	0	3	40	2	41.5
10	*Thorson	MIN	P	10	458	62	45.8	0	0	1	0	5	47	5	41.1
11	Ry. Wright	NO	P	11	487	57	44.3	0	0	3	1	4	48	4	39.9
12	Gillikin	ARI	P	14	648	63	46.3	3	0	1	0	5	36	6	39.4
13	Waitman	SF	P	7	332	57	47.4	1	0	2	0	4	38	3	39.1
14	Evans	LAR	P	10	467	67	46.7	1	0	0	0	5	56	4	39.1
15	Bailey	ATL	P	11	531	62	48.3	2	0	0	0	4	62	6	39.0
16	Dixon	TB	P	13	612	59	47.1	1	0	1	1	4	106	3	37.4

©2000-2026 Elias Sports Bureau, Inc. All Rights Reserved.

2026 NATIONAL FOOTBALL LEAGUE

NFC PUNT RETURN LEADERS

RANK	PLAYER	TEAM	POS	RET	FC	YDS	AVG	LONG	TD
1	Price	MIN	WR	6	6	130	21.7	86t	1
2	Moore	GB	WR	6	4	109	18.2	63	0
3	Lane	WAS	WR	5	2	67	13.4	19	0
4	*Branch	ATL	WR	5	4	58	11.6	18	0
5	Kennedy	DET	WR	4	4	46	11.5	17	0
6	Raymond	CHI	WR	6	3	68	11.3	24	0
7	T. Johnson	TB	WR	6	5	67	11.2	16	0
8	Covey	PHI	WR	7	1	76	10.9	23	0
9	Turpin	DAL	WR	4	0	43	10.8	17	0
10	Smith	LAR	WR	7	2	69	9.9	19	0
11	Shaheed	SEA	WR	7	9	67	9.6	14	0
12	*Brown	NO	WR	6	2	34	5.7	16	0
13	Cowing	SF	WR	5	2	25	5.0	13	0

©2000-2026 Elias Sports Bureau, Inc. All Rights Reserved.

2026 NATIONAL FOOTBALL LEAGUE

NFC KICKOFF RETURN LEADERS

RANK	PLAYER	TEAM	POS	RET	YDS	AVG	LONG	TD
1	K. Johnson	TB	WR	7	214	30.6	48	0
2	Br. Robinson	ATL	RB	4	118	29.5	40	0
3	Price	MIN	WR	12	353	29.4	68	0
4	Melton	GB	WR	6	170	28.3	59	0
5	Moore	GB	WR	9	250	27.8	43	0
6t	Berrios	NYG	WR	5	138	27.6	30	0
6t	Duvernay	ARI	WR	5	138	27.6	40	0
8	Turpin	DAL	WR	10	275	27.5	35	0
9	Saylors	DET	RB	6	164	27.3	44	0
10	Shaheed	SEA	WR	7	190	27.1	36	0
11	Brooks	ARI	WR	7	184	26.3	31	0
12t	Gainwell	TB	RB	10	260	26.0	40	0
12t	Samuel	SF	WR	7	182	26.0	45	0
14	Kennedy	DET	WR	7	181	25.9	33	0
15	*Brown	NO	WR	5	128	25.6	53	0
16	*Z. Thomas	CHI	WR	4	100	25.0	32	0
17	Lane	WAS	WR	9	215	23.9	36	0
18	Whittington	LAR	WR	4	94	23.5	31	0
19	Zaccheaus	ATL	WR	5	108	21.6	29	0
20	Blackwell	CHI	CB	4	85	21.3	23	0
21	Smith	LAR	WR	7	144	20.6	29	0
22	Price	NO	CB	5	101	20.2	22	0

©2000-2026 Elias Sports Bureau, Inc. All Rights Reserved.

2026 NATIONAL FOOTBALL LEAGUE

NFC INTERCEPTION LEADERS

RANK	PLAYER	TEAM	POS	INT	YARDS	AVG	LONG	TD
1	Holland	NYG	SAF	3	0	0.0	0	0
2t	Lloyd	CAR	LB	2	69	34.5	53	1
2t	Love	SEA	SAF	2	0	0.0	0	0
4t	Barnes	DET	LB	1	3	3.0	3	0
4t	Blackmon	NO	SAF	1	2	2.0	2	0
4t	C. Clark	DET	SAF	1	1	1.0	1	0
4t	Edwards	CHI	LB	1	0	0.0	0	0
4t	Green	SF	CB	1	0	0.0	0	0
4t	Jobe	SEA	CB	1	0	0.0	0	0
4t	Lake	LAR	SAF	1	0	0.0	0	0
4t	McDuffie	LAR	CB	1	22	22.0	22	0
4t	McKinney	GB	SAF	1	5	5.0	5	0
4t	Medrano	WAS	LB	1	50	50.0	50t	1
4t	*Muhammad	CHI	CB	1	0	0.0	0	0
4t	Murphy	MIN	CB	1	-1	-1.0	-1	0
4t	Nixon	GB	DB	1	11	11.0	11	0
4t	Okereke	CAR	ILB	1	3	3.0	3	0
4t	Pierre	MIN	CB	1	28	28.0	28	0
4t	Pritchett	SEA	CB	1	30	30.0	30	0
4t	Robinson	TB	DT	1	0	0.0	0	0
4t	Rodgers	MIN	CB	1	0	0.0	0	0
4t	*Styles	WAS	LB	1	-1	-1.0	-1	0
4t	*Thieneman	CHI	SAF	1	0	0.0	0	0
4t	*Trotter	TB	LB	1	38	38.0	38t	1
4t	Van Ginkel	MIN	OLB	1	0	0.0	0	0
4t	Wallace	LAR	CB	1	26	26.0	26	0
4t	Watts	ATL	SAF	1	17	17.0	17	0
4t	Wingard	ARI	SAF	1	0	0.0	0	0

©2000-2026 Elias Sports Bureau, Inc. All Rights Reserved.

2026 NATIONAL FOOTBALL LEAGUE

NFC SACK LEADERS

RANK	PLAYER	TEAM	POS	SACKS
1t	Hutchinson	DET	DE	3.5
1t	Turner	MIN	LB	3.5
1t	Young	NO	DE	3.5
4t	Van Ginkel	MIN	OLB	3.0
4t	Williams	SEA	DE	3.0
6t	Cashman	MIN	LB	2.5
6t	Z. Smith	ATL	DE	2.5
6t	Van Ness	GB	LB-DE	2.5
9t	Barnes	DET	LB	2.0
9t	E. Cooper	GB	LB	2.0
9t	Hall	SEA	LB	2.0
9t	McNeill	DET	DT	2.0
9t	Odeyingbo	CHI	DE	2.0
9t	Phillips	CAR	LB	2.0
9t	Sweat	CHI	DE	2.0
9t	Umanmielen	CAR	LB	2.0
9t	Walker	TB	LB	2.0
9t	White	SF	DE	2.0
9t	Wonnum	DET	DE	2.0
20t	Baker	ARI	SS	1.5
20t	Thomas	ATL	DE	1.5
20t	Van Noy	MIN	MLB	1.5
20t	Wilson	MIN	LB	1.5
24t	Anzalone	TB	MLB	1.0
24t	*Bailey	LAR	LB	1.0
24t	Booker	CHI	DE	1.0
24t	Boyd	NO	DT	1.0
24t	Burch	ARI	LB	1.0
24t	J. Campbell	PHI	LB	1.0
24t	Carter	NYG	LB	1.0
24t	J. Carter	PHI	DT	1.0
24t	Chaisson	WAS	LB	1.0
24t	C. Clark	DET	SAF	1.0
24t	*Downs	DAL	SAF	1.0
24t	Gipson	CAR	LB	1.0
24t	Granderson	NO	DE	1.0
24t	*Height	SF	DE	1.0
24t	Kinlaw	WAS	DT	1.0
24t	Lloyd	CAR	LB	1.0
24t	Luvu	WAS	LB	1.0
24t	McCreary	DET	CB	1.0
24t	*Muhammad	CHI	CB	1.0
24t	Nelson	TB	LB	1.0
24t	Okoronkwo	SF	DE	1.0
24t	Oweh	WAS	LB	1.0
24t	Reed	SEA	DT	1.0
24t	Robinson	TB	DT	1.0
24t	Rodriguez	MIN	DL	1.0
24t	Sigle	SF	SAF	1.0
24t	N. Smith	PHI	LB	1.0
24t	Speights	LAR	LB	1.0
24t	Stills	ARI	DT	1.0
24t	Street	CHI	DE	1.0
24t	*Styles	WAS	LB	1.0
24t	D. Thomas	SEA	LB	1.0

©2000-2026 Elias Sports Bureau, Inc. All Rights Reserved.

NFC SACK LEADERS

RANK	PLAYER	TEAM	POS	SACKS
24t	*Trotter	TB	LB	1.0
24t	Werner	NO	LB	1.0
24t	Young	LAR	LB	1.0

©2000-2026 Elias Sports Bureau, Inc. All Rights Reserved.

2026 NATIONAL FOOTBALL LEAGUE

NFC LEADERS IN FUMBLE RECOVERIES

RANK	PLAYER	TEAM	POS	TOTAL	OWN TEAM	OPP TEAM
1t	Etienne	NO	RB	2	2	0
1t	Kraft	GB	TE	2	2	0
3t	Bako-Bewele	GB	OG	1	1	0
3t	Broughton	NO	DT	1	0	1
3t	Bush	CHI	LB	1	0	1
3t	Campbell	DET	LB	1	0	1
3t	Collins	ARI	LB	1	0	1
3t	Conerly	WAS	OT	1	1	0
3t	Corum	LAR	RB	1	1	0
3t	Croskey-Merritt	WAS	RB	1	1	0
3t	Davis	CHI	WR	1	0	1
3t	Deablo	ATL	LB	1	0	1
3t	Dotson	ATL	WR	1	1	0
3t	Fehoko	ARI	WR	1	0	1
3t	Goff	DET	QB	1	1	0
3t	*Hall	CAR	DT	1	0	1
3t	Harrison	NYG	LB	1	0	1
3t	Holland	NYG	SAF	1	0	1
3t	Howden	NO	SAF	1	0	1
3t	Incoom	CAR	LB	1	0	1
3t	Jennings	GB	OT	1	1	0
3t	W. Johnson	ARI	CB	1	0	1
3t	Keenum	CHI	QB	1	1	0
3t	Lane	WAS	WR	1	1	0
3t	*Lee	CAR	CB	1	0	1
3t	Love	GB	QB	1	1	0
3t	Moore	GB	WR	1	1	0
3t	Otton	TB	TE	1	1	0
3t	Revel	DAL	CB	1	0	1
3t	Ricard	NYG	RB	1	1	0
3t	Bi. Robinson	ATL	RB	1	1	0
3t	Rodgers	MIN	CB	1	0	1
3t	Runyan	NYG	OG	1	1	0
3t	Saubert	SEA	TE	1	1	0
3t	Scott	CAR	SAF	1	0	1
3t	Settle	WAS	DT	1	0	1
3t	Skattebo	NYG	RB	1	1	0
3t	Surratt	SEA	LB	1	1	0
3t	Tremble	CAR	TE	1	1	0
3t	Van Ginkel	MIN	OLB	1	0	1
3t	Wentz	MIN	QB	1	1	0
3t	White	SF	DE	1	0	1
3t	Whittington	LAR	WR	1	1	0
3t	Williams	CHI	QB	1	1	0
3t	J. Williams	DET	WR	1	1	0
3t	J. Williams	DAL	RB	1	1	0
3t	Winters	DAL	LB	1	0	1
3t	Wonnum	DET	DE	1	0	1
3t	Woods	CHI	FS	1	0	1
3t	Wright	DET	TE	1	1	0

©2000-2026 Elias Sports Bureau, Inc. All Rights Reserved.

NFC LEADERS IN RECOVERIES OF FUMBLES BY OWN TEAM

RANK	PLAYER	TEAM	POS	REC	YARDS	AVG	LONG	TD
1t	Etienne	NO	RB	2	1	0.5	1	0
1t	Kraft	GB	TE	2	5	2.5	5	0
3t	Bako-Bewele	GB	OG	1	0	0.0	0	0
3t	Conerly	WAS	OT	1	0	0.0	0	0
3t	Corum	LAR	RB	1	0	0.0	0	0
3t	Croskey-Merritt	WAS	RB	1	-2	-2.0	-2	0
3t	Dotson	ATL	WR	1	0	0.0	0	0
3t	Goff	DET	QB	1	0	0.0	0	0
3t	Jennings	GB	OT	1	0	0.0	0	0
3t	Keenum	CHI	QB	1	0	0.0	0	0
3t	Lane	WAS	WR	1	0	0.0	0	0
3t	Love	GB	QB	1	0	0.0	0	0
3t	Moore	GB	WR	1	0	0.0	0	0
3t	Otton	TB	TE	1	0	0.0	0	0
3t	Ricard	NYG	RB	1	0	0.0	0	0
3t	Bi. Robinson	ATL	RB	1	0	0.0	0	0
3t	Runyan	NYG	OG	1	0	0.0	0	0
3t	Saubert	SEA	TE	1	0	0.0	0	0
3t	Skattebo	NYG	RB	1	0	0.0	0	0
3t	Surratt	SEA	LB	1	37	37.0	37	0
3t	Tremble	CAR	TE	1	0	0.0	0	0
3t	Wentz	MIN	QB	1	0	0.0	0	0
3t	Whittington	LAR	WR	1	0	0.0	0	0
3t	Williams	CHI	QB	1	0	0.0	0	0
3t	J. Williams	DET	WR	1	0	0.0	0	0
3t	J. Williams	DAL	RB	1	0	0.0	0	0
3t	Wright	DET	TE	1	0	0.0	0	0

©2000-2026 Elias Sports Bureau, Inc. All Rights Reserved.

NFC LEADERS IN RECOVERIES OF FUMBLES BY OPPOSING TEAM

RANK	PLAYER	TEAM	POS	REC	YARDS	AVG	LONG	TD
1t	Broughton	NO	DT	1	0	0.0	0	0
1t	Bush	CHI	LB	1	0	0.0	0	0
1t	Campbell	DET	LB	1	12	12.0	12	0
1t	Collins	ARI	LB	1	0	0.0	0	0
1t	Davis	CHI	WR	1	0	0.0	0	0
1t	Deablo	ATL	LB	1	0	0.0	0	0
1t	Fehoko	ARI	WR	1	0	0.0	0	0
1t	*Hall	CAR	DT	1	0	0.0	0	0
1t	Harrison	NYG	LB	1	0	0.0	0	0
1t	Holland	NYG	SAF	1	0	0.0	0	0
1t	Howden	NO	SAF	1	0	0.0	0	0
1t	Incoom	CAR	LB	1	0	0.0	0	0
1t	W. Johnson	ARI	CB	1	0	0.0	0	0
1t	*Lee	CAR	CB	1	0	0.0	0	0
1t	Revel	DAL	CB	1	-3	-3.0	-3	0
1t	Rodgers	MIN	CB	1	0	0.0	0	0
1t	Scott	CAR	SAF	1	0	0.0	0	0
1t	Settle	WAS	DT	1	0	0.0	0	0
1t	Van Ginkel	MIN	OLB	1	7	7.0	7	0
1t	White	SF	DE	1	0	0.0	0	0
1t	Winters	DAL	LB	1	5	5.0	5	0
1t	Wonnum	DET	DE	1	0	0.0	0	0
1t	Woods	CHI	FS	1	0	0.0	0	0

©2000-2026 Elias Sports Bureau, Inc. All Rights Reserved.

2026 NATIONAL FOOTBALL LEAGUE

NFL LEADING PASSERS

RANK	PLAYER	TEAM	ATT	COMP	COMP%	YDS	YPA	TD	TD%	LONG	INT	INT%	RATING
1	Purdy	SF	83	60	72.3%	789	9.51	9	10.8%	82t	1	1.2%	133.1
2	Goff	DET	109	77	70.6%	802	7.36	8	7.3%	49	0	0.0%	116.1
3	L. Jackson	BAL	76	53	69.7%	745	9.80	4	5.3%	54t	1	1.3%	113.1
4	G. Smith	NYJ	102	77	75.5%	783	7.68	4	3.9%	43	0	0.0%	110.0
5	Mahomes	KC	98	67	68.4%	812	8.29	7	7.1%	59	2	2.0%	108.9
6	Lawrence	JAX	81	54	66.7%	616	7.60	7	8.6%	32t	2	2.5%	107.8
7	Prescott	DAL	105	73	69.5%	730	6.95	7	6.7%	49	1	1.0%	107.2
8	Cousins	LV	92	62	67.4%	661	7.18	9	9.8%	42	3	3.3%	107.2
9	Burrow	CIN	103	73	70.9%	743	7.21	6	5.8%	32t	1	1.0%	106.6
10	J. Allen	BUF	86	56	65.1%	786	9.14	5	5.8%	43t	2	2.3%	104.1
11	D. Watson	CLE	82	56	68.3%	587	7.16	5	6.1%	55t	1	1.2%	104.1
12	Shough	NO	132	91	68.9%	917	6.95	8	6.1%	47	3	2.3%	99.2
13	Young	CAR	121	72	59.5%	939	7.76	7	5.8%	55	2	1.7%	96.4
14	Williams	CHI	55	36	65.5%	407	7.40	2	3.6%	47	1	1.8%	92.0
15	Brissett	ARI	117	82	70.1%	652	5.57	4	3.4%	33	1	0.9%	91.5
16	Hurts	PHI	87	56	64.4%	620	7.13	5	5.7%	64	3	3.4%	90.2
17	Stafford	LAR	111	67	60.4%	872	7.86	6	5.4%	64	4	3.6%	88.1
18	Stroud	HOU	120	72	60.0%	794	6.62	3	2.5%	35	0	0.0%	88.0
19	Love	GB	124	65	52.4%	844	6.81	6	4.8%	81t	2	1.6%	83.5
20	Rodgers	PIT	113	66	58.4%	700	6.19	4	3.5%	47	2	1.8%	81.0
21	Ward	TEN	88	55	62.5%	504	5.73	2	2.3%	41	1	1.1%	80.9
22	Jones	IND	98	65	66.3%	611	6.23	3	3.1%	48	3	3.1%	80.8
23	Nix	DEN	93	56	60.2%	605	6.51	4	4.3%	49	3	3.2%	80.3
24	Mayfield	TB	96	61	63.5%	615	6.41	2	2.1%	49	2	2.1%	80.0
25	Willis	MIA	86	49	57.0%	627	7.29	1	1.2%	77t	2	2.3%	74.1
26	J. Herbert	LAC	88	52	59.1%	627	7.13	3	3.4%	53	4	4.5%	73.4
27	Maye	NE	80	51	63.8%	585	7.31	1	1.3%	63	6	7.5%	58.6

©2000-2026 Elias Sports Bureau, Inc. All Rights Reserved.

2026 NATIONAL FOOTBALL LEAGUE

NFL LEADING PASSERS, RANKS

PLAYER	TEAM	ATT	COMP	COMP%	YDS	YPA	TD	TD%	INT	INT%	RATING
Purdy	SF	22	16	2	8	2	1t	1	4t	8	1
Goff	DET	8	3t	4	6	10	3t	4	1t	1t	2
L. Jackson	BAL	26	23	6	11	1	15t	14	4t	10	3
G. Smith	NYJ	11	3t	1	10	7	15t	17	1t	1t	4
Mahomes	KC	12t	9t	9	5	4	5t	5	12t	15	5
Lawrence	JAX	24	22	12	20	8	5t	3	12t	20	6
Prescott	DAL	9	5t	7	13	18	5t	6	4t	5	7
Cousins	LV	16	14	11	15	14	1t	2	20t	23	8
Burrow	CIN	10	5t	3	12	13	9t	9	4t	6	9
J. Allen	BUF	20t	17t	15	9	3	12t	10	12t	18t	10
D. Watson	CLE	23	17t	10	24	15	12t	7	4t	9	11
Shough	NO	1	1	8	2	19	3t	8	20t	17	12
Young	CAR	3	7t	23	1	6	5t	11	12t	12	13
Williams	CHI	27	27	14	28	9	29t	18	4t	14	14
Brissett	ARI	5	2	5	16	27	15t	20	4t	4	15
Hurts	PHI	19	17t	16	19	16	12t	12	20t	24	16
Stafford	LAR	7	9t	20	3	5	9t	13	25t	25	17
Stroud	HOU	4	7t	22	7	21	23t	23	1t	1t	18
Love	GB	2	12t	27	4	20	9t	15	12t	11	19
Rodgers	PIT	6	11	25	14	25	15t	19	12t	13	20
Ward	TEN	17t	21	19	26	26	29t	24	4t	7	21
Jones	IND	12t	12t	13	22	24	23t	22	20t	21	22
Nix	DEN	15	17t	21	23	22	15t	16	20t	22	23
Mayfield	TB	14	15	18	21	23	29t	25	12t	16	24
Willis	MIA	20t	26	26	17t	12	33t	27	12t	18t	25
J. Herbert	LAC	17t	24	24	17t	17	23t	21	25t	26	26
Maye	NE	25	25	17	25	11	33t	26	27	27	27

©2000-2026 Elias Sports Bureau, Inc. All Rights Reserved.

2026 NATIONAL FOOTBALL LEAGUE

NFL FOURTH-QUARTER PASSING LEADERS

RANK	PLAYER	TEAM	ATT	COMP	COMP%	YDS	YPA	TD	TD%	INT	INT%	RATING
1	D. Watson	CLE	25	20	80.0%	253	10.12	3	12.0%	0	0.0%	148.4
2	Mahomes	KC	19	15	78.9%	211	11.11	2	10.5%	0	0.0%	148.0
3t	Daniels	WAS	11	9	81.8%	99	9.00	2	18.2%	0	0.0%	143.8
3t	Lock	SEA	10	7	70.0%	105	10.50	2	20.0%	0	0.0%	143.8
5	Wentz	MIN	9	8	88.9%	78	8.67	1	11.1%	0	0.0%	139.8
6	Williams	CHI	10	8	80.0%	93	9.30	1	10.0%	0	0.0%	138.8
7	Purdy	SF	14	10	71.4%	107	7.64	3	21.4%	0	0.0%	133.0
8	Goff	DET	23	15	65.2%	197	8.57	3	13.0%	0	0.0%	131.7
9	G. Smith	NYJ	25	21	84.0%	204	8.16	2	8.0%	0	0.0%	127.3
10	Dart	NYG	9	7	77.8%	47	5.22	1	11.1%	0	0.0%	125.5
11	Brissett	ARI	21	18	85.7%	133	6.33	2	9.5%	0	0.0%	124.8
12	Prescott	DAL	26	17	65.4%	251	9.65	2	7.7%	0	0.0%	122.4
13	Mariota	WAS	15	12	80.0%	99	6.60	1	6.7%	0	0.0%	116.4
14	Darnold	SEA	11	9	81.8%	123	11.18	2	18.2%	1	9.1%	115.0
15	Burrow	CIN	20	14	70.0%	152	7.60	1	5.0%	0	0.0%	108.8
16	Hurts	PHI	17	11	64.7%	150	8.82	2	11.8%	1	5.9%	107.5
17	Jones	IND	27	21	77.8%	176	6.52	1	3.7%	0	0.0%	106.2
18	Shough	NO	42	32	76.2%	338	8.05	2	4.8%	1	2.4%	105.1
19	J. Allen	BUF	25	14	56.0%	226	9.04	1	4.0%	0	0.0%	99.8
20	L. Jackson	BAL	17	12	70.6%	176	10.35	1	5.9%	1	5.9%	99.1
21	Ward	TEN	35	25	71.4%	250	7.14	2	5.7%	1	2.9%	98.5
22	Young	CAR	27	17	63.0%	213	7.89	2	7.4%	1	3.7%	96.7
23	Stroud	HOU	47	29	61.7%	342	7.28	1	2.1%	0	0.0%	90.9
24	Cousins	LV	14	9	64.3%	77	5.50	3	21.4%	1	7.1%	88.4
25	Stafford	LAR	30	19	63.3%	267	8.90	2	6.7%	2	6.7%	86.4
26	Rodgers	PIT	22	16	72.7%	189	8.59	0	0.0%	1	4.5%	79.5
27	Nix	DEN	26	15	57.7%	195	7.50	1	3.8%	1	3.8%	78.2
28	Murray	MIN	11	7	63.6%	49	4.45	0	0.0%	0	0.0%	73.7
29	Bagent	CHI	9	5	55.6%	54	6.00	0	0.0%	0	0.0%	73.4
30	Mayfield	TB	28	19	67.9%	198	7.07	0	0.0%	1	3.6%	73.2
31	Willis	MIA	22	10	45.5%	171	7.77	1	4.5%	1	4.5%	68.6
32	Love	GB	47	24	51.1%	297	6.32	2	4.3%	2	4.3%	67.4
33	*Strand	ATL	11	6	54.5%	41	3.73	0	0.0%	0	0.0%	63.1
34	Winston	NYG	12	6	50.0%	42	3.50	0	0.0%	0	0.0%	58.3
35	Maye	NE	19	10	52.6%	133	7.00	0	0.0%	3	15.8%	35.5
36	J. Herbert	LAC	31	17	54.8%	182	5.87	0	0.0%	3	9.7%	32.7

©2000-2026 Elias Sports Bureau, Inc. All Rights Reserved.

2026 NATIONAL FOOTBALL LEAGUE

NFL THIRD-DOWN PASSING LEADERS

RANK	PLAYER	TEAM	ATT	COMP	COMP%	YDS	YPA	TD	TD%	INT	INT%	RATING
1	Purdy	SF	23	16	69.6%	246	10.70	3	13.0%	0	0.0%	144.2
2	J. Allen	BUF	22	16	72.7%	259	11.77	2	9.1%	0	0.0%	142.0
3	Wentz	MIN	17	13	76.5%	124	7.29	2	11.8%	0	0.0%	135.4
4	Cousins	LV	26	18	69.2%	195	7.50	5	19.2%	0	0.0%	130.6
5	Daniels	WAS	15	10	66.7%	113	7.53	2	13.3%	0	0.0%	128.6
6	Willis	MIA	23	18	78.3%	260	11.30	1	4.3%	0	0.0%	128.3
7	Lock	SEA	16	11	68.8%	111	6.94	2	12.5%	0	0.0%	127.9
8	Mahomes	KC	22	14	63.6%	257	11.68	1	4.5%	0	0.0%	118.9
9	G. Smith	NYJ	26	21	80.8%	224	8.62	1	3.8%	0	0.0%	115.4
10	D. Watson	CLE	17	10	58.8%	89	5.24	2	11.8%	0	0.0%	112.1
11	L. Jackson	BAL	19	11	57.9%	147	7.74	1	5.3%	0	0.0%	100.1
12	Burrow	CIN	29	19	65.5%	242	8.34	2	6.9%	1	3.4%	100.1
13	Goff	DET	24	14	58.3%	123	5.13	2	8.3%	0	0.0%	99.8
14	Williams	CHI	16	12	75.0%	153	9.56	1	6.3%	1	6.3%	99.2
15	Shough	NO	30	20	66.7%	235	7.83	2	6.7%	1	3.3%	98.6
16	Lawrence	JAX	15	8	53.3%	136	9.07	2	13.3%	1	6.7%	96.1
17	Rodgers	PIT	26	10	38.5%	146	5.62	3	11.5%	0	0.0%	96.0
18	Ward	TEN	27	15	55.6%	137	5.07	2	7.4%	0	0.0%	94.2
19	Hurts	PHI	28	17	60.7%	269	9.61	2	7.1%	2	7.1%	86.8
20	Stroud	HOU	29	18	62.1%	227	7.83	0	0.0%	0	0.0%	86.4
21	Young	CAR	26	15	57.7%	166	6.38	2	7.7%	1	3.8%	86.4
22	Prescott	DAL	28	20	71.4%	184	6.57	1	3.6%	1	3.6%	86.0
23	Mayfield	TB	27	14	51.9%	203	7.52	0	0.0%	0	0.0%	76.6
24	Jones	IND	24	14	58.3%	139	5.79	1	4.2%	1	4.2%	71.4
25	Love	GB	34	16	47.1%	209	6.15	0	0.0%	0	0.0%	66.9
26	J. Herbert	LAC	27	13	48.1%	195	7.22	2	7.4%	3	11.1%	57.4
27	Stafford	LAR	25	14	56.0%	168	6.72	1	4.0%	2	8.0%	56.8
28	Brissett	ARI	29	17	58.6%	131	4.52	0	0.0%	1	3.4%	55.4
29	Winston	NYG	17	8	47.1%	88	5.18	0	0.0%	1	5.9%	38.4
30	Nix	DEN	25	11	44.0%	111	4.44	1	4.0%	2	8.0%	37.3
31	Maye	NE	25	13	52.0%	138	5.52	0	0.0%	3	12.0%	28.8

©2000-2026 Elias Sports Bureau, Inc. All Rights Reserved.

2026 NATIONAL FOOTBALL LEAGUE

NFL LEADING RUSHERS

RANK	PLAYER	TEAM	ATT	YDS	AVG	LONG	TD
1	Walker	KC	65	360	5.5	60t	2
2	Bi. Robinson	ATL	66	349	5.3	55	2
3	Cook	BUF	58	346	6.0	35	2
4	Gibbs	DET	65	307	4.7	21	4
5	Henry	BAL	66	301	4.6	32t	6
6	Taylor	IND	66	258	3.9	24t	4
7	Swift	CHI	54	253	4.7	32	3
8	Warren	PIT	38	216	5.7	35	0
9	Williams	LAR	38	214	5.6	30	1
10	Jeanty	LV	63	206	3.3	15	0
11	Tuten	JAX	43	204	4.7	16	2
12	A. Jones	MIN	52	203	3.9	20	1
13	C. Brown	CIN	49	197	4.0	13	1
14	Hampton	LAC	50	193	3.9	17	2
15	Hubbard	CAR	41	184	4.5	16	1
16	Irving	TB	40	180	4.5	38	1
17	Monangai	CHI	30	178	5.9	61t	1
18	Skattebo	NYG	50	177	3.5	13	1
19	Barkley	PHI	34	174	5.1	42	0
20	Pollard	TEN	38	173	4.6	18	0
21	J. Williams	DAL	43	169	3.9	22	2
22	McCaffrey	SF	35	166	4.7	16	3
23	Hall	NYJ	51	163	3.2	14	1
24	*Love	ARI	41	160	3.9	18	1
25	Corum	LAR	28	148	5.3	18	0
26	Croskey-Merritt	WAS	47	142	3.0	11	1
27	Br. Robinson	ATL	30	132	4.4	16	1
28	Etienne	NO	30	128	4.3	18	0
29	Achane	MIA	34	127	3.7	17	0
30t	L. Jackson (QB)	BAL	17	124	7.3	21	1
30t	Judkins	CLE	42	124	3.0	11	0
32	Dobbins	DEN	35	121	3.5	17	0
33	*Price	SEA	28	119	4.3	25	0
34	Stevenson	NE	31	116	3.7	24	0
35	J. Allen (QB)	BUF	28	114	4.1	21t	6
36	Wilson	SEA	32	109	3.4	18	0
37t	*Black	SF	25	107	4.3	14	0
37t	Williams (QB)	CHI	15	107	7.1	29t	2
39	D. Watson (QB)	CLE	24	105	4.4	21	0
40	Montgomery	HOU	37	103	2.8	18t	2
41	*Washington	LV	15	102	6.8	36t	1
42	Willis (QB)	MIA	17	101	5.9	14t	1
43t	Daniels (QB)	WAS	12	100	8.3	20	0
43t	White	WAS	22	100	4.5	19	0
45	Henderson	NE	24	99	4.1	39t	1
46	Purdy (QB)	SF	10	93	9.3	35	1
47	Hurts (QB)	PHI	16	87	5.4	22	1
48	Mitchell	LAC	17	85	5.0	17	0
49	Maye (QB)	NE	15	82	5.5	16	0
50	Rodriguez	JAX	20	73	3.7	9	1

©2000-2026 Elias Sports Bureau, Inc. All Rights Reserved.

NFL THIRD-AND-ONE RUSHING LEADERS

RANK	PLAYER	TEAM	ATT	FD	PCT
1t	Brissett (QB)	ARI	4	4	100.0%
1t	J. Allen (QB)	BUF	3	3	100.0%
1t	*Donaldson	NO	3	3	100.0%
1t	Lawrence (QB)	JAX	3	3	100.0%
1t	Nix (QB)	DEN	3	3	100.0%
1t	Rodriguez	JAX	3	3	100.0%
1t	Ward (QB)	TEN	3	3	100.0%
1t	Burrow (QB)	CIN	2	2	100.0%
1t	Dart (QB)	NYG	2	2	100.0%
1t	Etienne	NO	2	2	100.0%
1t	Hall	NYJ	2	2	100.0%
1t	Hubbard	CAR	2	2	100.0%
1t	Hurts (QB)	PHI	2	2	100.0%
1t	Jones (QB)	IND	2	2	100.0%
1t	Purdy (QB)	SF	2	2	100.0%
1t	Warren	PIT	2	2	100.0%
1t	Warren (TE)	IND	2	2	100.0%
1t	Williams	LAR	2	2	100.0%
1t	Badie	DEN	1	1	100.0%
1t	C. Brown	CIN	1	1	100.0%
1t	Cook	BUF	1	1	100.0%
1t	Corum	LAR	1	1	100.0%
1t	Freiermuth (TE)	PIT	1	1	100.0%
1t	Harvey	DEN	1	1	100.0%
1t	Henderson	NE	1	1	100.0%
1t	Irving	TB	1	1	100.0%
1t	A. Jones	MIN	1	1	100.0%
1t	Keenum (QB)	CHI	1	1	100.0%
1t	Luepke	DAL	1	1	100.0%
1t	Mayfield (QB)	TB	1	1	100.0%
1t	Meyers (WR)	JAX	1	1	100.0%
1t	K. Miller	NO	1	1	100.0%
1t	Monangai	CHI	1	1	100.0%
1t	Pollard	TEN	1	1	100.0%
1t	Prescott (QB)	DAL	1	1	100.0%
1t	Br. Robinson	ATL	1	1	100.0%
1t	Stafford (QB)	LAR	1	1	100.0%
1t	Wentz (QB)	MIN	1	1	100.0%
1t	Willis (QB)	MIA	1	1	100.0%
40	White	WAS	4	3	75.0%
41t	Walker	KC	6	4	66.7%
41t	Montgomery	HOU	3	2	66.7%
41t	Swift	CHI	3	2	66.7%
44t	Achane	MIA	2	1	50.0%
44t	Gibbs	DET	2	1	50.0%
44t	J. Herbert (QB)	LAC	2	1	50.0%
44t	Maye (QB)	NE	2	1	50.0%
44t	Shough (QB)	NO	2	1	50.0%
44t	Stevenson	NE	2	1	50.0%
44t	Stroud (QB)	HOU	2	1	50.0%
44t	D. Watson (QB)	CLE	2	1	50.0%

©2000-2026 Elias Sports Bureau, Inc. All Rights Reserved.

2026 NATIONAL FOOTBALL LEAGUE

NFL LEADERS IN RECEPTIONS

RANK	PLAYER	TEAM	REC	YDS	AVG	LONG	TD
1t	Smith-Njigba	SEA	27	405	15.0	82t	6
1t	Olave	NO	27	375	13.9	47	1
3	McBride (TE)	ARI	26	211	8.1	27	2
4	St. Brown	DET	23	228	9.9	34	5
5	Wilson	NYJ	21	243	11.6	32	2
6	Lamb	DAL	20	309	15.4	49	3
7t	D. Smith	PHI	19	235	12.4	31	1
7t	Raymond	CHI	19	214	11.3	41t	1
7t	Schultz (TE)	HOU	19	205	10.8	35	0
10t	Adams	LAR	18	358	19.9	64	2
10t	Coker	CAR	18	222	12.3	51t	2
10t	Chase	CIN	18	185	10.3	32t	3
10t	Mi. Wilson	ARI	18	163	9.1	18	1
10t	Gibbs (RB)	DET	18	156	8.7	13	2
10t	Warren (TE)	IND	18	89	4.9	15	2
16	Watson	GB	17	284	16.7	81t	4
17	Pickens	DAL	16	150	9.4	19	0
18t	D. London	ATL	15	274	18.3	68	0
18t	Golden	GB	15	253	16.9	45	1
18t	Washington	JAX	15	221	14.7	32	2
18t	Johnson (TE)	NO	15	173	11.5	27	3
18t	Vele	NO	15	172	11.5	31	1
18t	Burden	CHI	15	156	10.4	25	1
18t	Likely (TE)	NYG	15	124	8.3	19	2
25t	Kincaid (TE)	BUF	14	263	18.8	40	1
25t	Higgins	CIN	14	244	17.4	29	1
25t	Kelce (TE)	KC	14	231	16.5	59	2
25t	Downs	IND	14	186	13.3	25	0
25t	LaPorta (TE)	DET	14	144	10.3	28	1
25t	Fannin (TE)	CLE	14	126	9.0	21	2
31t	Rice	KC	13	190	14.6	34	1
31t	Jefferson	MIN	13	179	13.8	39t	2
31t	Egbuka	TB	13	141	10.8	21	1
31t	Diggs	WAS	13	135	10.4	20t	3
31t	*Tate	TEN	13	123	9.5	20	0
31t	Andrews (TE)	BAL	13	122	9.4	17	0
31t	Bi. Robinson (RB)	ATL	13	118	9.1	24	1
31t	McCaffrey (RB)	SF	13	104	8.0	16	0
31t	W. Robinson	TEN	13	104	8.0	16	1
31t	K. Allen	IND	13	100	7.7	26	1
31t	Jeanty (RB)	LV	13	97	7.5	22	2
31t	Irving (RB)	TB	13	61	4.7	22	0
43t	McMillan	CAR	12	193	16.1	28	0
43t	McConkey	LAC	12	183	15.3	29	1
43t	Kittle (TE)	SF	12	174	14.5	40	3
43t	Hollins	NE	12	156	13.0	21	0
43t	M. Washington	MIA	12	152	12.7	30	0
43t	*Sadiq (TE)	NYJ	12	143	11.9	43	1
43t	Evans	SF	12	137	11.4	27	2
43t	Bourne	ARI	12	108	9.0	14	0
43t	Nabers	NYG	12	96	8.0	16	0
43t	Mayer (TE)	LV	12	87	7.3	18	1
43t	*Concepcion	CLE	12	80	6.7	25	0

©2000-2026 Elias Sports Bureau, Inc. All Rights Reserved.

2026 NATIONAL FOOTBALL LEAGUE

NFL RECEIVING YARDAGE LEADERS

RANK	PLAYER	TEAM	YDS	REC	AVG	LONG	TD
1	Smith-Njigba	SEA	405	27	15.0	82t	6
2	Olave	NO	375	27	13.9	47	1
3	Adams	LAR	358	18	19.9	64	2
4	Lamb	DAL	309	20	15.4	49	3
5	Watson	GB	284	17	16.7	81t	4
6	D. London	ATL	274	15	18.3	68	0
7	Kincaid (TE)	BUF	263	14	18.8	40	1
8	Golden	GB	253	15	16.9	45	1
9	Higgins	CIN	244	14	17.4	29	1
10	Wilson	NYJ	243	21	11.6	32	2
11	D. Smith	PHI	235	19	12.4	31	1
12	Flowers	BAL	234	10	23.4	54t	1
13	Kelce (TE)	KC	231	14	16.5	59	2
14	St. Brown	DET	228	23	9.9	34	5
15	Coker	CAR	222	18	12.3	51t	2
16	Washington	JAX	221	15	14.7	32	2
17	Raymond	CHI	214	19	11.3	41t	1
18	McBride (TE)	ARI	211	26	8.1	27	2
19	Schultz (TE)	HOU	205	19	10.8	35	0
20	*Boston	CLE	195	9	21.7	55t	2
21	McMillan	CAR	193	12	16.1	28	0
22	Rice	KC	190	13	14.6	34	1
23	Tucker	LV	189	11	17.2	42	1
24	Downs	IND	186	14	13.3	25	0
25	Chase	CIN	185	18	10.3	32t	3
26	McConkey	LAC	183	12	15.3	29	1
27t	Jefferson	MIN	179	13	13.8	39t	2
27t	Wicks	PHI	179	9	19.9	64	1
29	Kittle (TE)	SF	174	12	14.5	40	3
30	Johnson (TE)	NO	173	15	11.5	27	3
31	Vele	NO	172	15	11.5	31	1
32	Moore	BUF	167	11	15.2	43t	1
33	Mi. Wilson	ARI	163	18	9.1	18	1
34	Samuel	SF	159	9	17.7	80t	2
35t	Burden	CHI	156	15	10.4	25	1
35t	Gibbs (RB)	DET	156	18	8.7	13	2
35t	Hollins	NE	156	12	13.0	21	0
38	M. Washington	MIA	152	12	12.7	30	0
39t	Pickens	DAL	150	16	9.4	19	0
39t	Waddle	DEN	150	11	13.6	49	0
41	T. Harris	LAC	149	10	14.9	53	0
42	Doubs	NE	145	6	24.2	63	0
43	LaPorta (TE)	DET	144	14	10.3	28	1
44	*Sadiq (TE)	NYJ	143	12	11.9	43	1
45t	Egbuka	TB	141	13	10.8	21	1
45t	McLaurin	WAS	141	10	14.1	30t	1
47	Odunze	CHI	139	8	17.4	47	0
48	Evans	SF	137	12	11.4	27	2
49	Diggs	WAS	135	13	10.4	20t	3
50	Meyers	JAX	132	10	13.2	32t	2

©2000-2026 Elias Sports Bureau, Inc. All Rights Reserved.

NFL THIRD-DOWN RECEIVING LEADERS

RANK	PLAYER	TEAM	REC	YDS	AVG	LONG	TD
1	Smith-Njigba	SEA	9	87	9.7	21	2
2t	Raymond	CHI	8	92	11.5	28	0
2t	Pickens	DAL	8	78	9.8	19	0
2t	Olave	NO	8	76	9.5	12	0
2t	St. Brown	DET	8	74	9.3	21	1
2t	Evans	SF	8	58	7.3	13	1
7t	Downs	IND	7	90	12.9	25	0
7t	Jefferson	MIN	7	79	11.3	17	1
7t	Lamb	DAL	7	59	8.4	15	1
10t	D. London	ATL	6	137	22.8	68	0
10t	D. Smith	PHI	6	88	14.7	31	0
10t	Schultz (TE)	HOU	6	84	14.0	35	0
10t	Watson	GB	6	75	12.5	34	0
10t	Andrews (TE)	BAL	6	55	9.2	14	0
10t	Wilson	NYJ	6	42	7.0	16	0
10t	McBride (TE)	ARI	6	35	5.8	9	0
17t	Higgins	CIN	5	110	22.0	29	0
17t	Golden	GB	5	100	20.0	45	0
17t	Vele	NO	5	87	17.4	31	0
17t	Waddle	DEN	5	70	14.0	29	0
17t	Godwin	TB	5	65	13.0	30	0
17t	Moore	BUF	5	63	12.6	17	0
17t	Bowers (TE)	LV	5	61	12.2	20	1
17t	Likely (TE)	NYG	5	53	10.6	19	0
17t	Hockenson (TE)	MIN	5	41	8.2	16t	1
17t	W. Robinson	TEN	5	33	6.6	10	1
17t	White (RB)	WAS	5	28	5.6	13	0
28t	Thornton	KC	4	97	24.3	45	0
28t	Kelce (TE)	KC	4	92	23.0	59	1
28t	T. Harris	LAC	4	85	21.3	53	0
28t	Washington	JAX	4	79	19.8	30t	2
28t	Wicks	PHI	4	69	17.3	27	0
28t	Johnson (TE)	NO	4	62	15.5	25	1
28t	McConkey	LAC	4	58	14.5	19	1
28t	*Douglas	MIA	4	45	11.3	14	0
28t	A. Mitchell	NYJ	4	45	11.3	15	0
28t	K. Allen	IND	4	42	10.5	26	1
28t	Diggs	WAS	4	38	9.5	13	1
28t	McCaffrey (RB)	SF	4	37	9.3	16	0
28t	Williams (RB)	LAR	4	37	9.3	19	1
28t	Williams	NYJ	4	34	8.5	21	0
28t	Mi. Wilson	ARI	4	34	8.5	14	0
28t	R. Sanders (RB)	CLE	4	31	7.8	9	0
28t	Nabers	NYG	4	30	7.5	16	0
45t	R. Miller	MIA	3	92	30.7	77t	1
45t	R. Wilson	PIT	3	75	25.0	38t	1
45t	Goedert (TE)	PHI	3	72	24.0	43t	2
45t	Addison	MIN	3	61	20.3	41t	1
45t	Meyers	JAX	3	55	18.3	28	0
45t	M. Washington	MIA	3	50	16.7	24	0
45t	Hollins	NE	3	48	16.0	21	0
45t	Kupp	SEA	3	44	14.7	24	0
45t	McLaurin	WAS	3	42	14.0	24	0
45t	Irving (RB)	TB	3	40	13.3	22	0
45t	Chase	CIN	3	38	12.7	18t	1

©2000-2026 Elias Sports Bureau, Inc. All Rights Reserved.

NFL THIRD-DOWN RECEIVING LEADERS

RANK	PLAYER	TEAM	REC	YDS	AVG	LONG	TD
45t	Hubbard (RB)	CAR	3	38	12.7	29	1
45t	Bi. Robinson (RB)	ATL	3	37	12.3	23t	1
45t	Nailor	LV	3	33	11.0	16	0
45t	Egbuka	TB	3	31	10.3	17	0
45t	Walker (RB)	KC	3	31	10.3	22	0
45t	Bourne	ARI	3	30	10.0	14	0
45t	Perine (RB)	CIN	3	30	10.0	16	0
45t	McMillan	CAR	3	29	9.7	12	0
45t	Achane (RB)	MIA	3	27	9.0	14	0
45t	Fannin (TE)	CLE	3	26	8.7	14t	1
45t	Gibbs (RB)	DET	3	26	8.7	11t	1
45t	Jeanty (RB)	LV	3	25	8.3	13t	1
45t	Marks (RB)	HOU	3	24	8.0	12	0
45t	*Bell	MIA	3	23	7.7	12	0
45t	Shaheed	SEA	3	21	7.0	9	0
45t	Coker	CAR	3	20	6.7	12	0
45t	Helm (TE)	TEN	3	18	6.0	12	0
45t	Coleman	BUF	3	17	5.7	9	0
45t	Nacua	LAR	3	10	3.3	5	0
45t	C. Brown (RB)	CIN	3	8	2.7	6	0

©2000-2026 Elias Sports Bureau, Inc. All Rights Reserved.

2026 NATIONAL FOOTBALL LEAGUE

NFL LEADING SCORERS (NON-KICKING)

RANK	PLAYER	TEAM	POS	TOUCHDOWNS					X2	PTS
				TOTAL	RUSH	REC	RET	KOREC		
1t	J. Allen	BUF	QB	6	6	0	0	0	0	36
1t	Gibbs	DET	RB	6	4	2	0	0	0	36
1t	Henry	BAL	RB	6	6	0	0	0	0	36
1t	Smith-Njigba	SEA	WR	6	0	6	0	0	0	36
5	St. Brown	DET	WR	5	0	5	0	0	0	30
6t	Taylor	IND	RB	4	4	0	0	0	0	24
6t	Walker	KC	RB	4	2	2	0	0	0	24
6t	Watson	GB	WR	4	0	4	0	0	0	24
9	Lamb	DAL	WR	3	0	3	0	0	1	20
10t	Chase	CIN	WR	3	0	3	0	0	0	18
10t	Diggs	WAS	WR	3	0	3	0	0	0	18
10t	Fant	NO	TE	3	0	3	0	0	0	18
10t	Ferguson	DAL	TE	3	0	3	0	0	0	18
10t	Hubbard	CAR	RB	3	1	2	0	0	0	18
10t	Johnson	NO	TE	3	0	3	0	0	0	18
10t	Kittle	SF	TE	3	0	3	0	0	0	18
10t	McCaffrey	SF	RB	3	3	0	0	0	0	18
10t	Montgomery	HOU	RB	3	2	1	0	0	0	18
10t	Bi. Robinson	ATL	RB	3	2	1	0	0	0	18
10t	Swift	CHI	RB	3	3	0	0	0	0	18
10t	White	LV	WR	3	0	3	0	0	0	18
10t	J. Williams	DAL	RB	3	2	1	0	0	0	18
23t	*Boston	CLE	WR	2	0	2	0	0	1	14
23t	Jefferson	MIN	WR	2	0	2	0	0	1	14
25t	Adams	LAR	WR	2	0	2	0	0	0	12
25t	Adkins	DEN	TE	2	0	2	0	0	0	12
25t	*Cameron	JAX	WR	2	0	2	0	0	0	12
25t	Coker	CAR	WR	2	0	2	0	0	0	12
25t	Cook	BUF	RB	2	2	0	0	0	0	12
25t	Evans	SF	WR	2	0	2	0	0	0	12
25t	Fannin	CLE	TE	2	0	2	0	0	0	12
25t	Gesicki	CIN	TE	2	0	2	0	0	0	12
25t	Goedert	PHI	TE	2	0	2	0	0	0	12
25t	Hampton	LAC	RB	2	2	0	0	0	0	12
25t	Jeanty	LV	RB	2	0	2	0	0	0	12
25t	Kelce	KC	TE	2	0	2	0	0	0	12
25t	Likely	NYG	TE	2	0	2	0	0	0	12
25t	*Love	ARI	RB	2	1	1	0	0	0	12
25t	McBride	ARI	TE	2	0	2	0	0	0	12
25t	Meyers	JAX	WR	2	0	2	0	0	0	12
25t	Palmer	BUF	WR	2	0	2	0	0	0	12
25t	*Sadiq	NYJ	TE	2	1	1	0	0	0	12
25t	Samuel	SF	WR	2	0	2	0	0	0	12
25t	Tuten	JAX	RB	2	2	0	0	0	0	12
25t	Waller	CAR	TE	2	0	2	0	0	0	12
25t	Ward	TEN	QB	2	2	0	0	0	0	12

©2000-2026 Elias Sports Bureau Inc. All Rights Reserved.

2026 NATIONAL FOOTBALL LEAGUE

NFL LEADING SCORERS (NON-KICKING)

				TOUCHDOWNS						
RANK	PLAYER	TEAM	POS	TOTAL	RUSH	REC	RET	KOREC	X2	PTS
25t	Warren	IND	TE	2	0	2	0	0	0	12
25t	Washington	JAX	WR	2	0	2	0	0	0	12
25t	Williams	CHI	QB	2	2	0	0	0	0	12
25t	Williams	LAR	RB	2	1	1	0	0	0	12
25t	Wilson	NYJ	WR	2	0	2	0	0	0	12

©2000-2026 Elias Sports Bureau Inc. All Rights Reserved.

2026 NATIONAL FOOTBALL LEAGUE

NFL LEADING SCORERS (KICKING)

RANK	PLAYER	TEAM	PAT	FG	FG%	LONG	PTS
1t	McLaughlin	TB	5/5	9/9	100.0%	59	32
1t	McPherson	CIN	8/8	8/8	100.0%	58	32
3	Shrader	IND	6/7	8/8	100.0%	58	30
4	Fitzgerald	CAR	8/9	7/7	100.0%	53	29
5	Butker	KC	10/10	6/8	75.0%	46	28
6t	Reichard	MIN	6/6	7/7	100.0%	56	27
6t	Ryland	ARI	6/6	7/8	87.5%	49	27
8t	Aubrey	DAL	8/9	6/7	85.7%	60	26
8t	Gay	LV	8/8	6/6	100.0%	59	26
8t	Loop	BAL	11/11	5/6	83.3%	57	26
11t	Bass	BUF	11/12	4/4	100.0%	46	23
11t	Boswell	PIT	5/5	6/8	75.0%	56	23
11t	Santos	CHI	11/11	4/5	80.0%	50	23
14t	C. Little	JAX	10/10	4/6	66.7%	47	22
14t	Szmyt	CLE	4/4	6/6	100.0%	50	22
14t	*Zvada	NYG	4/4	6/6	100.0%	52	22
17t	Bates	DET	12/12	3/3	100.0%	31	21
17t	Myers	SEA	9/9	4/4	100.0%	57	21
17t	*Stevens	WAS	6/8	5/7	71.4%	57	21
20t	Pineiro	SF	11/13	3/4	75.0%	57	20
20t	Sanders	NYJ	5/5	5/6	83.3%	52	20
20t	*Smack	GB	5/6	5/6	83.3%	59	20
23t	Carlson	NO	7/8	4/5	80.0%	51	19
23t	Folk	ATL	4/4	5/8	62.5%	51	19
23t	Mevis	LAR	7/7	4/5	80.0%	48	19
26t	Borregales	NE	3/3	5/7	71.4%	50	18
26t	Fairbairn	HOU	6/6	4/5	80.0%	58	18
26t	Patterson	MIA	3/3	5/7	71.4%	41	18
29t	Dicker	LAC	5/5	3/5	60.0%	33	14
29t	Lutz	DEN	5/5	3/4	75.0%	45	14
31t	Elliott	PHI	7/7	2/2	100.0%	58	13
31t	Slye	TEN	4/4	3/4	75.0%	42	13

©2000-2026 Elias Sports Bureau Inc. All Rights Reserved.

NFL TOUCHBACKS ON KICKOFFS

RANK	PLAYER	TEAM	TB
1	Loop	BAL	7
2t	Fitzgerald	CAR	5
2t	Sanders	NYJ	5
4t	Aubrey	DAL	4
4t	Carlson	NO	4
4t	Fairbairn	HOU	4
4t	Myers	SEA	4
4t	Slye	TEN	4
4t	Stevens	WAS	4
10t	Bates	DET	3
10t	Gay	LV	3
10t	McPherson	CIN	3
10t	Mevis	LAR	3
10t	Patterson	MIA	3
10t	Ryland	ARI	3
10t	Santos	CHI	3
10t	Zvada	NYG	3
18t	Bass	BUF	2
18t	Butker	KC	2
18t	Dicker	LAC	2
18t	Reichard	MIN	2
18t	Shrader	IND	2
23t	Borregales	NE	1
23t	Boswell	PIT	1
23t	Elliott	PHI	1
23t	C. Little	JAX	1
23t	Lutz	DEN	1
23t	Pineiro	SF	1
23t	Sanchez	IND	1
23t	Smack	GB	1
23t	Szmyt	CLE	1

©2000-2026 Elias Sports Bureau, Inc. All Rights Reserved.

2026 NATIONAL FOOTBALL LEAGUE

NFL MOST YARDS FROM SCRIMMAGE

				TOTAL			RUSHING			RECEIVING		
RANK	PLAYER	TEAM	POS	YDS	PLAYS	AVG	YDS	ATT	AVG	YDS	ATT	AVG
1	Bi. Robinson	ATL	RB	467	79	5.9	349	66	5.3	118	13	9.1
2	Gibbs	DET	RB	463	83	5.6	307	65	4.7	156	18	8.7
3	Walker	KC	RB	442	76	5.8	360	65	5.5	82	11	7.5
4	Smith-Njigba	SEA	WR	405	27	15.0	0	0	---	405	27	15.0
5	Olave	NO	WR	375	27	13.9	0	0	---	375	27	13.9
6	Cook	BUF	RB	362	62	5.8	346	58	6.0	16	4	4.0
7	Adams	LAR	WR	358	18	19.9	0	0	---	358	18	19.9
8	Henry	BAL	RB	339	71	4.8	301	66	4.6	38	5	7.6
9	Warren	PIT	RB	326	48	6.8	216	38	5.7	110	10	11.0
10	Taylor	IND	RB	325	75	4.3	258	66	3.9	67	9	7.4
11	Swift	CHI	RB	321	62	5.2	253	54	4.7	68	8	8.5
12	Williams	LAR	RB	320	49	6.5	214	38	5.6	106	11	9.6
13	Lamb	DAL	WR	309	21	14.7	0	1	0.0	309	20	15.5
14	Jeanty	LV	RB	303	76	4.0	206	63	3.3	97	13	7.5
15	Watson	GB	WR	284	17	16.7	0	0	---	284	17	16.7
16	D. London	ATL	WR	278	17	16.4	4	2	2.0	274	15	18.3
17	McCaffrey	SF	RB	270	48	5.6	166	35	4.7	104	13	8.0
18	Hall	NYJ	RB	265	61	4.3	163	51	3.2	102	10	10.2
19	Kincaid	BUF	TE	263	14	18.8	0	0	---	263	14	18.8
20	Hubbard	CAR	RB	261	50	5.2	184	41	4.5	77	9	8.6
21	Flowers	BAL	WR	254	11	23.1	20	1	20.0	234	10	23.4
22	Golden	GB	WR	253	15	16.9	0	0	---	253	15	16.9
23	Higgins	CIN	WR	244	14	17.4	0	0	---	244	14	17.4
24	Wilson	NYJ	WR	243	21	11.6	0	0	---	243	21	11.6
25	Irving	TB	RB	241	53	4.5	180	40	4.5	61	13	4.7
26	Tuten	JAX	RB	240	48	5.0	204	43	4.7	36	5	7.2
27	A. Jones	MIN	RB	237	57	4.2	203	52	3.9	34	5	6.8
28	Skattebo	NYG	RB	236	57	4.1	177	50	3.5	59	7	8.4
29	D. Smith	PHI	WR	235	19	12.4	0	0	---	235	19	12.4
30	Kelce	KC	TE	231	14	16.5	0	0	---	231	14	16.5
31	C. Brown	CIN	RB	229	59	3.9	197	49	4.0	32	10	3.2
32	St. Brown	DET	WR	228	23	9.9	0	0	---	228	23	9.9
33	J. Williams	DAL	RB	225	53	4.2	169	43	3.9	56	10	5.6
34	Coker	CAR	WR	222	18	12.3	0	0	---	222	18	12.3
35	Washington	JAX	WR	221	15	14.7	0	0	---	221	15	14.7
36t	Hampton	LAC	RB	214	52	4.1	193	50	3.9	21	2	10.5
36t	Raymond	CHI	WR	214	19	11.3	0	0	---	214	19	11.3
38	Monangai	CHI	RB	213	34	6.3	178	30	5.9	35	4	8.8
39	McBride	ARI	TE	211	26	8.1	0	0	---	211	26	8.1
40	Schultz	HOU	TE	205	19	10.8	0	0	---	205	19	10.8
41	*Love	ARI	RB	204	51	4.0	160	41	3.9	44	10	4.4
42t	*Boston	CLE	WR	195	9	21.7	0	0	---	195	9	21.7
42t	Pollard	TEN	RB	195	44	4.4	173	38	4.6	22	6	3.7
44	McMillan	CAR	WR	193	12	16.1	0	0	---	193	12	16.1
45	Rice	KC	WR	190	13	14.6	0	0	---	190	13	14.6
46t	Samuel	SF	WR	189	13	14.5	30	4	7.5	159	9	17.7
46t	Tucker	LV	WR	189	11	17.2	0	0	---	189	11	17.2
48	Downs	IND	WR	186	14	13.3	0	0	---	186	14	13.3
49	Chase	CIN	WR	185	18	10.3	0	0	---	185	18	10.3
50	McConkey	LAC	WR	183	12	15.3	0	0	---	183	12	15.3

©2000-2026 Elias Sports Bureau, Inc. All Rights Reserved.

2026 NATIONAL FOOTBALL LEAGUE

NFL LEADERS IN FIRST DOWNS

RANK	PLAYER	TEAM	POS	TOTAL	RUSH	REC
1	Gibbs	DET	RB	33	23	10
2	Walker	KC	RB	24	19	5
3	Bi. Robinson	ATL	RB	23	20	3
4	Smith-Njigba	SEA	WR	22	0	22
5t	Cook	BUF	RB	20	18	2
5t	Olave	NO	WR	20	0	20
7	Taylor	IND	RB	19	16	3
8	Henry	BAL	RB	18	16	2
9	Lamb	DAL	WR	17	0	17
10t	Hall	NYJ	RB	16	13	3
10t	Williams	LAR	RB	16	10	6
12t	McCaffrey	SF	RB	15	8	7
12t	Tuten	JAX	RB	15	13	2
14t	Hampton	LAC	RB	14	13	1
14t	Swift	CHI	RB	14	10	4
16t	J. Allen	BUF	QB	13	13	0
16t	Hubbard	CAR	RB	13	9	4
16t	Jeanty	LV	RB	13	9	4
16t	St. Brown	DET	WR	13	0	13
16t	Warren	PIT	RB	13	9	4
16t	Wilson	NYJ	WR	13	0	13
22t	Adams	LAR	WR	12	0	12
22t	Downs	IND	WR	12	0	12
22t	Golden	GB	WR	12	0	12
22t	Higgins	CIN	WR	12	0	12
22t	McBride	ARI	TE	12	0	12
22t	Skattebo	NYG	RB	12	10	2
22t	Watson	GB	WR	12	0	12
22t	J. Williams	DAL	RB	12	9	3
30t	C. Brown	CIN	RB	11	10	1
30t	Evans	SF	WR	11	0	11
30t	Flowers	BAL	WR	11	1	10
30t	Kelce	KC	TE	11	0	11
30t	Raymond	CHI	WR	11	0	11
30t	Mi. Wilson	ARI	WR	11	0	11
36t	Chase	CIN	WR	10	0	10
36t	Coker	CAR	WR	10	0	10
36t	Croskey-Merritt	WAS	RB	10	10	0
36t	Diggs	WAS	WR	10	0	10
36t	Etienne	NO	RB	10	7	3
36t	Irving	TB	RB	10	7	3
36t	Johnson	NO	TE	10	0	10
36t	A. Jones	MIN	RB	10	9	1
36t	Kincaid	BUF	TE	10	0	10
36t	Likely	NYG	TE	10	0	10
36t	D. London	ATL	WR	10	0	10
36t	McConkey	LAC	WR	10	0	10
36t	Pickens	DAL	WR	10	0	10
36t	D. Smith	PHI	WR	10	0	10
50t	L. Jackson	BAL	QB	9	9	0
50t	Kittle	SF	TE	9	0	9
50t	McMillan	CAR	WR	9	0	9
50t	Meyers	JAX	WR	9	1	8
50t	Monangai	CHI	RB	9	8	1
50t	*Price	SEA	RB	9	8	1

©2000-2026 Elias Sports Bureau, Inc. All Rights Reserved.

NFL LEADERS IN FIRST DOWNS

RANK	PLAYER	TEAM	POS	TOTAL	RUSH	REC
50t	Br. Robinson	ATL	RB	9	8	1
50t	Stevenson	NE	RB	9	8	1
50t	Vele	NO	WR	9	0	9
50t	Washington	JAX	WR	9	0	9
50t	D. Watson	CLE	QB	9	9	0
50t	Wicks	PHI	WR	9	0	9

©2000-2026 Elias Sports Bureau, Inc. All Rights Reserved.

2026 NATIONAL FOOTBALL LEAGUE

NFL PUNTING YARDS LEADERS

RANK	PLAYER	TEAM	POS	PUNTS	YARDS	LONG	AVG	TB	BLK	DWN	OB	RETURNS TOT	RETURNS YDS	IN20	NET AVG
1	Araiza	KC	P	7	389	69	55.6	1	0	2	1	2	36	4	47.6
2	Cole	LV	P	12	614	72	51.2	1	0	3	2	2	28	6	47.2
3	Stout	NYG	P	13	664	78	51.1	1	0	2	0	8	70	7	44.2
4	Sanchez	IND	P	8	407	59	50.9	0	0	0	0	6	49	2	44.8
5	Way	WAS	P	14	708	60	50.6	2	0	0	0	8	75	3	42.4
6	Taylor	CHI	P	8	402	63	50.3	1	0	1	0	4	36	3	43.3
7	Scott	LAC	P	10	502	57	50.2	1	1	1	2	2	24	3	41.6
8	Crawshaw	DEN	P	14	699	68	49.9	1	0	1	3	6	45	5	45.3
9	Whelan	GB	P	14	690	66	49.3	1	0	2	3	6	37	9	45.2
10	Mann	PHI	P	13	638	64	49.1	0	0	1	3	7	77	8	43.2
11	Johnston	PIT	P	13	630	55	48.5	1	0	1	1	8	73	6	41.3
12	Cooke	JAX	P	9	435	58	48.3	0	0	0	3	5	31	4	44.9
13	Kroeger	HOU	P	14	676	67	48.3	0	0	2	2	7	54	5	44.4
14	Bailey	ATL	P	11	531	62	48.3	2	0	0	0	4	62	6	39.0
15	Fox	DET	P	13	627	62	48.2	1	0	2	0	7	57	5	42.3
16	Townsend	TEN	P	16	768	65	48.0	4	0	2	3	6	72	5	38.5
17	Martin	CAR	P	10	479	61	47.9	1	0	2	1	3	31	6	42.8
18	Bojorquez	CLE	P	12	571	62	47.6	0	0	0	3	5	23	6	45.7
19	Waitman	SF	P	7	332	57	47.4	1	0	2	0	4	38	3	39.1
20	McNamara	NYJ	P	13	613	58	47.2	1	0	5	0	6	98	5	38.1
21	Dixon	TB	P	13	612	59	47.1	1	0	1	1	4	106	3	37.4
22	Wishnowsky	NE	P	10	468	73	46.8	1	0	2	0	3	30	5	41.8
23	Evans	LAR	P	10	467	67	46.7	1	0	0	0	5	56	4	39.1
24	Hekker	MIN	P	8	372	63	46.5	0	0	1	0	3	40	2	41.5
25	Gillikin	ARI	P	14	648	63	46.3	3	0	1	0	5	36	6	39.4
26	*Eckley	BAL	P	9	413	58	45.9	0	0	0	1	5	47	3	40.7
27	*Thorson	MIN	P	10	458	62	45.8	0	0	1	0	5	47	5	41.1
28	Dickson	SEA	P	11	494	52	44.9	1	0	1	4	0	0	4	43.1
29	Ry. Wright	NO	P	11	487	57	44.3	0	0	3	1	4	48	4	39.9
30	Rehkow	CIN	P	11	480	59	43.6	0	0	0	2	5	50	6	39.1
31	Pinion	MIA	P	9	383	59	42.6	0	0	0	1	4	36	4	38.6

©2000-2026 Elias Sports Bureau, Inc. All Rights Reserved.

2026 NATIONAL FOOTBALL LEAGUE

NFL NET PUNTING YARDS LEADERS

RANK	PLAYER	TEAM	POS	PUNTS	YARDS	LONG	AVG	TB	BLK	DWN	OB	RETURNS TOT	RETURNS YDS	IN20	NET AVG
1	Araiza	KC	P	7	389	69	55.6	1	0	2	1	2	36	4	47.6
2	Cole	LV	P	12	614	72	51.2	1	0	3	2	2	28	6	47.2
3	Bojorquez	CLE	P	12	571	62	47.6	0	0	0	3	5	23	6	45.7
4	Crawshaw	DEN	P	14	699	68	49.9	1	0	1	3	6	45	5	45.3
5	Whelan	GB	P	14	690	66	49.3	1	0	2	3	6	37	9	45.2
6	Cooke	JAX	P	9	435	58	48.3	0	0	0	3	5	31	4	44.9
7	Sanchez	IND	P	8	407	59	50.9	0	0	0	0	6	49	2	44.8
8	Kroeger	HOU	P	14	676	67	48.3	0	0	2	2	7	54	5	44.4
9	Stout	NYG	P	13	664	78	51.1	1	0	2	0	8	70	7	44.2
10	Taylor	CHI	P	8	402	63	50.3	1	0	1	0	4	36	3	43.3
11	Mann	PHI	P	13	638	64	49.1	0	0	1	3	7	77	8	43.2
12	Dickson	SEA	P	11	494	52	44.9	1	0	1	4	0	0	4	43.1
13	Martin	CAR	P	10	479	61	47.9	1	0	2	1	3	31	6	42.8
14	Way	WAS	P	14	708	60	50.6	2	0	0	0	8	75	3	42.4
15	Fox	DET	P	13	627	62	48.2	1	0	2	0	7	57	5	42.3
16	Wishnowsky	NE	P	10	468	73	46.8	1	0	2	0	3	30	5	41.8
17	Scott	LAC	P	10	502	57	50.2	1	1	1	2	2	24	3	41.6
18	Hekker	MIN	P	8	372	63	46.5	0	0	1	0	3	40	2	41.5
19	Johnston	PIT	P	13	630	55	48.5	1	0	1	1	8	73	6	41.3
20	*Thorson	MIN	P	10	458	62	45.8	0	0	1	0	5	47	5	41.1
21	*Eckley	BAL	P	9	413	58	45.9	0	0	0	1	5	47	3	40.7
22	Ry. Wright	NO	P	11	487	57	44.3	0	0	3	1	4	48	4	39.9
23	Gillikin	ARI	P	14	648	63	46.3	3	0	1	0	5	36	6	39.4
24	Waitman	SF	P	7	332	57	47.4	1	0	2	0	4	38	3	39.1
25	Evans	LAR	P	10	467	67	46.7	1	0	0	0	5	56	4	39.1
26	Rehkow	CIN	P	11	480	59	43.6	0	0	0	2	5	50	6	39.1
27	Bailey	ATL	P	11	531	62	48.3	2	0	0	0	4	62	6	39.0
28	Pinion	MIA	P	9	383	59	42.6	0	0	0	1	4	36	4	38.6
29	Townsend	TEN	P	16	768	65	48.0	4	0	2	3	6	72	5	38.5
30	McNamara	NYJ	P	13	613	58	47.2	1	0	5	0	6	98	5	38.1
31	Dixon	TB	P	13	612	59	47.1	1	0	1	1	4	106	3	37.4

©2000-2026 Elias Sports Bureau, Inc. All Rights Reserved.

2026 NATIONAL FOOTBALL LEAGUE

NFL PUNT RETURN LEADERS

RANK	PLAYER	TEAM	POS	RET	FC	YDS	AVG	LONG	TD
1	Price	MIN	WR	6	6	130	21.7	86t	1
2	Moore	GB	WR	6	4	109	18.2	63	0
3	*Benson	LV	WR	4	2	64	16.0	23	0
4	Wester	BAL	WR	4	3	54	13.5	24	0
5	Lane	WAS	WR	5	2	67	13.4	19	0
6	*Branch	ATL	WR	5	4	58	11.6	18	0
7	Kennedy	DET	WR	4	4	46	11.5	17	0
8	Raymond	CHI	WR	6	3	68	11.3	24	0
9	T. Johnson	TB	WR	6	5	67	11.2	16	0
10	Covey	PHI	WR	7	1	76	10.9	23	0
11t	Noel	HOU	WR	4	4	43	10.8	17	0
11t	Turpin	DAL	WR	4	0	43	10.8	17	0
13	Smith	LAR	WR	7	2	69	9.9	19	0
14	Shaheed	SEA	WR	7	9	67	9.6	14	0
15	Dortch	BUF	WR	6	1	54	9.0	25	0
16	M. Jones	NE	CB	5	4	41	8.2	19	0
17	*Wetjen	PIT	WR	5	4	39	7.8	17	0
18	Dike	TEN	WR	6	2	42	7.0	14	0
19	Williams	NYJ	WR	5	2	31	6.2	15	0
20	*Brown	NO	WR	6	2	34	5.7	16	0
21	Cowing	SF	WR	5	2	25	5.0	13	0
22	Remigio	KC	WR	4	4	15	3.8	7	0

©2000-2026 Elias Sports Bureau, Inc. All Rights Reserved.

2026 NATIONAL FOOTBALL LEAGUE

NFL KICKOFF RETURN LEADERS

RANK	PLAYER	TEAM	POS	RET	YDS	AVG	LONG	TD
1	Wright	MIA	RB	5	185	37.0	79	0
2	R. Sanders	CLE	RB	7	227	32.4	74	0
3	*McGowan	IND	RB	7	222	31.7	66	0
4	Laube	LV	RB	5	158	31.6	50	0
5	K. Johnson	TB	WR	7	214	30.6	48	0
6	Br. Robinson	ATL	RB	4	118	29.5	40	0
7	Price	MIN	WR	12	353	29.4	68	0
8	C. Moore	BAL	WR	8	229	28.6	42	0
9	Melton	GB	WR	6	170	28.3	59	0
10	Abdullah	JAX	RB	4	113	28.3	35	0
11	Dortch	BUF	WR	8	225	28.1	39	0
12	Remigio	KC	WR	4	112	28.0	34	0
13	Moore	GB	WR	9	250	27.8	43	0
14	Harvey	DEN	RB	4	111	27.8	31	0
15t	Berrios	NYG	WR	5	138	27.6	30	0
15t	Duvernay	ARI	WR	5	138	27.6	40	0
17	Turpin	DAL	WR	10	275	27.5	35	0
18	Saylors	DET	RB	6	164	27.3	44	0
19	*Cameron	JAX	WR	5	136	27.2	42	0
20	Shaheed	SEA	WR	7	190	27.1	36	0
21	Gould	IND	WR	5	134	26.8	32	0
22	*Katsis	DEN	WR	4	107	26.8	31	0
23	B. Smith	KC	RB	5	133	26.6	31	0
24	Brooks	ARI	WR	7	184	26.3	31	0
25	T. Smith	HOU	CB	4	105	26.3	29	0
26	Williams	CIN	WR	5	131	26.2	34	0
27	Meyers	CIN	WR	7	183	26.1	40	0
28t	Gainwell	TB	RB	10	260	26.0	40	0
28t	Samuel	SF	WR	7	182	26.0	45	0
30	Kennedy	DET	WR	7	181	25.9	33	0
31	Noel	HOU	WR	6	155	25.8	31	0
32	Corley	CLE	WR	9	231	25.7	34	0
33	*Brown	NO	WR	5	128	25.6	53	0
34	*Z. Thomas	CHI	WR	4	100	25.0	32	0
35t	Mitchell	LAC	RB	6	146	24.3	28	0
35t	Williams	NYJ	WR	9	219	24.3	28	0
37	Marks	HOU	RB	7	170	24.3	31	0
38	Dike	TEN	WR	9	217	24.1	34	0
39	K. Williams	NE	WR	8	192	24.0	31	0
40	Lane	WAS	WR	9	215	23.9	36	0
41	Whittington	LAR	WR	4	94	23.5	31	0
42	M. Washington	MIA	WR	8	180	22.5	33	0
43	*Wetjen	PIT	WR	10	221	22.1	27	0
44	Zaccheaus	ATL	WR	5	108	21.6	29	0

©2000-2026 Elias Sports Bureau, Inc. All Rights Reserved.

2026 NATIONAL FOOTBALL LEAGUE

NFL KICKOFF RETURN LEADERS

RANK	PLAYER	TEAM	POS	RET	YDS	AVG	LONG	TD
45	Blackwell	CHI	CB	4	85	21.3	23	0
46	Smith	LAR	WR	7	144	20.6	29	0
47t	Horn	CAR-CLE	WR	5	101	20.2	26	0
47t	Price	NO	CB	5	101	20.2	22	0

©2000-2026 Elias Sports Bureau, Inc. All Rights Reserved.

2026 NATIONAL FOOTBALL LEAGUE

NFL INTERCEPTION LEADERS

RANK	PLAYER	TEAM	POS	INT	YARDS	AVG	LONG	TD
1t	Holland	NYG	SAF	3	0	0.0	0	0
1t	*Masses	LV	CB	3	67	22.3	35	0
3t	Hufanga	DEN	SAF	2	66	33.0	66t	1
3t	Lloyd	CAR	LB	2	69	34.5	53	1
3t	Love	SEA	SAF	2	0	0.0	0	0
3t	*Smith	LAC	SAF	2	1	0.5	1	0
7t	Barnes	DET	LB	1	3	3.0	3	0
7t	Battle	CIN	SAF	1	11	11.0	11	0
7t	Blackmon	NO	SAF	1	2	2.0	2	0
7t	Blankenship	HOU	SAF	1	0	0.0	0	0
7t	Brisker	PIT	SAF	1	10	10.0	10	0
7t	C. Clark	DET	SAF	1	1	1.0	1	0
7t	*Delane	KC	CB	1	5	5.0	5	0
7t	Edwards	CHI	LB	1	0	0.0	0	0
7t	Fulton	KC	CB	1	0	0.0	0	0
7t	Gardner-Johnson	BUF	SAF	1	41	41.0	41	0
7t	Green	SF	CB	1	0	0.0	0	0
7t	Harden	CLE	CB	1	25	25.0	25	0
7t	Harris	TEN	CB	1	3	3.0	3	0
7t	Hart	LAC	CB	1	2	2.0	2	0
7t	Hickman	CLE	SAF	1	-2	-2.0	-2	0
7t	A. Hooker	TEN	SAF	1	92	92.0	92	0
7t	Hunter	JAX	CB-WR	1	0	0.0	0	0
7t	*Jacas	NE	LB	1	11	11.0	11	0
7t	Jobe	SEA	CB	1	0	0.0	0	0
7t	B. Jones	DEN	SAF	1	24	24.0	24	0
7t	J. Jones	JAX	CB	1	31	31.0	31	0
7t	M. Jones	NE	CB	1	12	12.0	12	0
7t	Karlaftis	KC	DE	1	0	0.0	0	0
7t	Lake	LAR	SAF	1	0	0.0	0	0
7t	Lewis	JAX	CB	1	0	0.0	0	0
7t	McDuffie	LAR	CB	1	22	22.0	22	0
7t	McKinney	GB	SAF	1	5	5.0	5	0
7t	Medrano	WAS	LB	1	50	50.0	50t	1
7t	Moss	DEN	CB	1	3	3.0	3	0
7t	*Muhammad	CHI	CB	1	0	0.0	0	0
7t	Murphy	MIN	CB	1	-1	-1.0	-1	0
7t	Nixon	GB	DB	1	11	11.0	11	0
7t	Okereke	CAR	ILB	1	3	3.0	3	0
7t	Oluokun	JAX	LB	1	22	22.0	22	0
7t	Pierre	MIN	CB	1	28	28.0	28	0
7t	Pritchett	SEA	CB	1	30	30.0	30	0
7t	Queen	PIT	LB	1	3	3.0	3	0
7t	Robinson	TB	DT	1	0	0.0	0	0
7t	Rodgers	MIN	CB	1	0	0.0	0	0
7t	*Rodriguez	MIA	LB	1	18	18.0	18	0
7t	Smith	BAL	ILB	1	1	1.0	1	0
7t	*Stukes	LV	SAF	1	0	0.0	0	0
7t	*Styles	WAS	LB	1	-1	-1.0	-1	0
7t	*Taaffe	MIA	SAF	1	2	2.0	2	0
7t	*Thieneman	CHI	SAF	1	0	0.0	0	0
7t	Trader	MIA	SAF	1	14	14.0	14	0
7t	*Trotter	TB	LB	1	38	38.0	38t	1
7t	Van Ginkel	MIN	OLB	1	0	0.0	0	0
7t	Wallace	LAR	CB	1	26	26.0	26	0

©2000-2026 Elias Sports Bureau, Inc. All Rights Reserved.

2026 NATIONAL FOOTBALL LEAGUE

NFL INTERCEPTION LEADERS

RANK	PLAYER	TEAM	POS	INT	YARDS	AVG	LONG	TD
7t	Watt	PIT	OLB	1	35	35.0	35t	1
7t	Watts	ATL	SAF	1	17	17.0	17	0
7t	Wingard	ARI	SAF	1	0	0.0	0	0

©2000-2026 Elias Sports Bureau, Inc. All Rights Reserved.

2026 NATIONAL FOOTBALL LEAGUE

NFL SACK LEADERS

RANK	PLAYER	TEAM	POS	SACKS
1	Rousseau	BUF	LB	6.0
2t	Anderson	HOU	DE	4.0
2t	Graham	CLE	DT	4.0
4t	Hutchinson	DET	DE	3.5
4t	Turner	MIN	LB	3.5
4t	Watt	PIT	OLB	3.5
4t	Young	NO	DE	3.5
8t	Allen	DEN	DE	3.0
8t	Buckner	IND	DT	3.0
8t	Highsmith	PIT	LB	3.0
8t	Van Ginkel	MIN	OLB	3.0
8t	Williams	SEA	DE	3.0
13t	Cashman	MIN	LB	2.5
13t	Koonce	LV	DE	2.5
13t	Z. Smith	ATL	DE	2.5
13t	Van Ness	GB	LB-DE	2.5
17t	Allen	CIN	DT	2.0
17t	*Bailey	NYJ	LB	2.0
17t	Barnes	DET	LB	2.0
17t	E. Cooper	GB	LB	2.0
17t	Enagbare	NYJ	LB	2.0
17t	Hall	SEA	LB	2.0
17t	C. Johnson	CIN	DE	2.0
17t	Lawrence	CIN	DT	2.0
17t	Mack	LAC	OLB	2.0
17t	McNeill	DET	DT	2.0
17t	Odeyingbo	CHI	DE	2.0
17t	Paye	LV	DE	2.0
17t	Phillips	CAR	LB	2.0
17t	Rankins	HOU	DT	2.0
17t	T. Robinson	BAL	LB	2.0
17t	Simmons	TEN	DT	2.0
17t	Sweat	CHI	DE	2.0
17t	Umanmielen	CAR	LB	2.0
17t	Walker	TB	LB	2.0
17t	White	SF	DE	2.0
17t	Wonnum	DET	DE	2.0
38t	Adebawore	IND	DT	1.5
38t	Baker	ARI	SS	1.5
38t	Chubb	BUF	OLB	1.5
38t	Crosby	LV	DE	1.5
38t	Dean	LV	LB	1.5
38t	Harmon	PIT	DT	1.5
38t	Hines-Allen	JAX	DE	1.5
38t	Hunter	HOU	DE	1.5
38t	*Jacas	NE	LB	1.5
38t	*Mesidor	LAC	LB	1.5
38t	Ponder	NE	LB	1.5
38t	Thomas	ATL	DE	1.5
38t	Tuipulotu	LAC	LB	1.5
38t	Van Noy	MIN	MLB	1.5
38t	Walker	JAX	DE	1.5
38t	Wilson	MIN	LB	1.5

©2000-2026 Elias Sports Bureau, Inc. All Rights Reserved.

2026 NATIONAL FOOTBALL LEAGUE

NFL LEADERS IN FUMBLE RECOVERIES

RANK	PLAYER	TEAM	POS	TOTAL	OWN TEAM	OPP TEAM
1	Stiggers	NYJ	DB	3	2	1
2t	Etienne	NO	RB	2	2	0
2t	Henley	LAC	LB	2	0	2
2t	Kraft	GB	TE	2	2	0
2t	Mahomes	KC	QB	2	2	0
2t	G. Smith	NYJ	QB	2	2	0
7t	Abrams-Draine	DEN	CB	1	1	0
7t	J. Allen	BUF	QB	1	1	0
7t	Anderson	HOU	DE	1	0	1
7t	Bako-Bewele	GB	OG	1	1	0
7t	Bech	LV	WR	1	1	0
7t	Bernard	BUF	LB	1	0	1
7t	Broughton	NO	DT	1	0	1
7t	Brown	BUF	OT	1	1	0
7t	Bryant	DEN	WR	1	1	0
7t	Buckner	IND	DT	1	0	1
7t	Bush	CHI	LB	1	0	1
7t	Butler	LV	DT	1	1	0
7t	Campbell	DET	LB	1	0	1
7t	Chinn	LV	SAF	1	0	1
7t	Collins	ARI	LB	1	0	1
7t	Conerly	WAS	OT	1	1	0
7t	Cook	CIN	SAF	1	0	1
7t	Corum	LAR	RB	1	1	0
7t	Crosby	LV	DE	1	0	1
7t	Croskey-Merritt	WAS	RB	1	1	0
7t	Davis	CHI	WR	1	0	1
7t	Deablo	ATL	LB	1	0	1
7t	Dike	TEN	WR	1	1	0
7t	Dotson	ATL	WR	1	1	0
7t	Fautanu	PIT	OT	1	1	0
7t	Fehoko	ARI	WR	1	0	1
7t	Goff	DET	QB	1	1	0
7t	*Hall	CAR	DT	1	0	1
7t	Hamilton	JAX	DT	1	0	1
7t	T. Harris	LAC	WR	1	1	0
7t	Harrison	NYG	LB	1	0	1
7t	J. Herbert	LAC	QB	1	1	0
7t	Heyward	LV	FB	1	1	0
7t	Hines-Allen	JAX	DE	1	0	1
7t	Holland	NYG	SAF	1	0	1
7t	Howden	NO	SAF	1	0	1
7t	Humphrey	BAL	CB	1	0	1
7t	Incoom	CAR	LB	1	0	1
7t	T. Jefferson	LAC	SS	1	0	1
7t	Jennings	GB	OT	1	1	0
7t	T. Johnson	LV	CB	1	0	1
7t	W. Johnson	ARI	CB	1	0	1
7t	Ch. Jones	KC	DE	1	0	1
7t	Joseph-Day	PIT	DT	1	0	1
7t	Keenum	CHI	QB	1	1	0
7t	Knight	CIN	LB	1	0	1
7t	Kroeger	HOU	P	1	1	0
7t	Lane	WAS	WR	1	1	0
7t	Lassiter	HOU	CB	1	1	0

©2000-2026 Elias Sports Bureau, Inc. All Rights Reserved.

NFL LEADERS IN FUMBLE RECOVERIES

RANK	PLAYER	TEAM	POS	TOTAL	OWN TEAM	OPP TEAM
7t	*Lee	CAR	CB	1	0	1
7t	Love	GB	QB	1	1	0
7t	Mafe	CIN	DE	1	0	1
7t	Maye	NE	QB	1	1	0
7t	Mitchell	LAC	RB	1	1	0
7t	Moore	GB	WR	1	1	0
7t	Nix	DEN	QB	1	1	0
7t	Oliver	BUF	DT	1	0	1
7t	Otton	TB	TE	1	1	0
7t	Phillips	NYJ	DT	1	0	1
7t	Pinion	MIA	P	1	1	0
7t	Ponder	NE	LB	1	0	1
7t	Revel	DAL	CB	1	0	1
7t	Ricard	NYG	RB	1	1	0
7t	Bi. Robinson	ATL	RB	1	1	0
7t	Rodgers	MIN	CB	1	0	1
7t	Runyan	NYG	OG	1	1	0
7t	Saubert	SEA	TE	1	1	0
7t	Scott	CAR	SAF	1	0	1
7t	Settle	WAS	DT	1	0	1
7t	T. Simpson	BAL	LB	1	0	1
7t	Skattebo	NYG	RB	1	1	0
7t	Skowronek	PIT	WR	1	0	1
7t	Slaton	CIN	DT	1	0	1
7t	Sneed	KC	CB	1	0	1
7t	Stokes	LV	CB	1	0	1
7t	Surratt	SEA	LB	1	1	0
7t	Taylor	IND	RB	1	1	0
7t	Togiai	HOU	DT	1	0	1
7t	Torrence	BUF	OG	1	1	0
7t	Tremble	CAR	TE	1	1	0
7t	Tuten	JAX	RB	1	1	0
7t	Van Ginkel	MIN	OLB	1	0	1
7t	Walker	LV	LB	1	0	1
7t	Washington	JAX	WR	1	1	0
7t	D. Watson	CLE	QB	1	1	0
7t	Wentz	MIN	QB	1	1	0
7t	White	SF	DE	1	0	1
7t	Whittington	LAR	WR	1	1	0
7t	Williams	CHI	QB	1	1	0
7t	J. Williams	DET	WR	1	1	0
7t	J. Williams	DAL	RB	1	1	0
7t	P. Wilson	PIT	LB	1	0	1
7t	Winters	DAL	LB	1	0	1
7t	Wonnum	DET	DE	1	0	1
7t	Woods	CHI	FS	1	0	1
7t	Wright	DET	TE	1	1	0

©2000-2026 Elias Sports Bureau, Inc. All Rights Reserved.

NFL LEADERS IN RECOVERIES OF FUMBLES BY OWN TEAM

RANK	PLAYER	TEAM	POS	REC	YARDS	AVG	LONG	TD
1t	Etienne	NO	RB	2	1	0.5	1	0
1t	Kraft	GB	TE	2	5	2.5	5	0
1t	Mahomes	KC	QB	2	0	0.0	0	0
1t	G. Smith	NYJ	QB	2	0	0.0	0	0
1t	Stiggers	NYJ	DB	2	3	1.5	3	0
6t	Abrams-Draine	DEN	CB	1	0	0.0	0	0
6t	J. Allen	BUF	QB	1	0	0.0	0	0
6t	Bako-Bewele	GB	OG	1	0	0.0	0	0
6t	Bech	LV	WR	1	0	0.0	0	0
6t	Brown	BUF	OT	1	0	0.0	0	0
6t	Bryant	DEN	WR	1	7	7.0	7	0
6t	Butler	LV	DT	1	0	0.0	0	0
6t	Conerly	WAS	OT	1	0	0.0	0	0
6t	Corum	LAR	RB	1	0	0.0	0	0
6t	Croskey-Merritt	WAS	RB	1	-2	-2.0	-2	0
6t	Dike	TEN	WR	1	0	0.0	0	0
6t	Dotson	ATL	WR	1	0	0.0	0	0
6t	Fautanu	PIT	OT	1	0	0.0	0	0
6t	Goff	DET	QB	1	0	0.0	0	0
6t	T. Harris	LAC	WR	1	0	0.0	0	0
6t	J. Herbert	LAC	QB	1	0	0.0	0	0
6t	Heyward	LV	FB	1	0	0.0	0	0
6t	Jennings	GB	OT	1	0	0.0	0	0
6t	Keenum	CHI	QB	1	0	0.0	0	0
6t	Kroeger	HOU	P	1	0	0.0	0	0
6t	Lane	WAS	WR	1	0	0.0	0	0
6t	Lassiter	HOU	CB	1	0	0.0	0	0
6t	Love	GB	QB	1	0	0.0	0	0
6t	Maye	NE	QB	1	0	0.0	0	0
6t	Mitchell	LAC	RB	1	0	0.0	0	0
6t	Moore	GB	WR	1	0	0.0	0	0
6t	Nix	DEN	QB	1	0	0.0	0	0
6t	Otton	TB	TE	1	0	0.0	0	0
6t	Pinion	MIA	P	1	0	0.0	0	0
6t	Ricard	NYG	RB	1	0	0.0	0	0
6t	Bi. Robinson	ATL	RB	1	0	0.0	0	0
6t	Runyan	NYG	OG	1	0	0.0	0	0
6t	Saubert	SEA	TE	1	0	0.0	0	0
6t	Skattebo	NYG	RB	1	0	0.0	0	0
6t	Surratt	SEA	LB	1	37	37.0	37	0
6t	Taylor	IND	RB	1	0	0.0	0	0
6t	Torrence	BUF	OG	1	0	0.0	0	0
6t	Tremble	CAR	TE	1	0	0.0	0	0
6t	Tuten	JAX	RB	1	0	0.0	0	0
6t	Washington	JAX	WR	1	0	0.0	0	0
6t	D. Watson	CLE	QB	1	0	0.0	0	0
6t	Wentz	MIN	QB	1	0	0.0	0	0
6t	Whittington	LAR	WR	1	0	0.0	0	0
6t	Williams	CHI	QB	1	0	0.0	0	0
6t	J. Williams	DET	WR	1	0	0.0	0	0
6t	J. Williams	DAL	RB	1	0	0.0	0	0
6t	Wright	DET	TE	1	0	0.0	0	0

©2000-2026 Elias Sports Bureau, Inc. All Rights Reserved.

NFL LEADERS IN RECOVERIES OF FUMBLES BY OPPOSING TEAM

RANK	PLAYER	TEAM	POS	REC	YARDS	AVG	LONG	TD
1	Henley	LAC	LB	2	0	0.0	0	0
2t	Anderson	HOU	DE	1	2	2.0	2	0
2t	Bernard	BUF	LB	1	0	0.0	0	0
2t	Broughton	NO	DT	1	0	0.0	0	0
2t	Buckner	IND	DT	1	0	0.0	0	0
2t	Bush	CHI	LB	1	0	0.0	0	0
2t	Campbell	DET	LB	1	12	12.0	12	0
2t	Chinn	LV	SAF	1	43	43.0	43	0
2t	Collins	ARI	LB	1	0	0.0	0	0
2t	Cook	CIN	SAF	1	0	0.0	0	0
2t	Crosby	LV	DE	1	0	0.0	0	0
2t	Davis	CHI	WR	1	0	0.0	0	0
2t	Deablo	ATL	LB	1	0	0.0	0	0
2t	Fehoko	ARI	WR	1	0	0.0	0	0
2t	*Hall	CAR	DT	1	0	0.0	0	0
2t	Hamilton	JAX	DT	1	0	0.0	0	0
2t	Harrison	NYG	LB	1	0	0.0	0	0
2t	Hines-Allen	JAX	DE	1	0	0.0	0	0
2t	Holland	NYG	SAF	1	0	0.0	0	0
2t	Howden	NO	SAF	1	0	0.0	0	0
2t	Humphrey	BAL	CB	1	0	0.0	0	0
2t	Incoom	CAR	LB	1	0	0.0	0	0
2t	T. Jefferson	LAC	SS	1	0	0.0	0	0
2t	T. Johnson	LV	CB	1	0	0.0	0	0
2t	W. Johnson	ARI	CB	1	0	0.0	0	0
2t	Ch. Jones	KC	DE	1	0	0.0	0	0
2t	Joseph-Day	PIT	DT	1	0	0.0	0	0
2t	Knight	CIN	LB	1	27	27.0	27t	1
2t	*Lee	CAR	CB	1	0	0.0	0	0
2t	Mafe	CIN	DE	1	0	0.0	0	0
2t	Oliver	BUF	DT	1	0	0.0	0	0
2t	Phillips	NYJ	DT	1	0	0.0	0	0
2t	Ponder	NE	LB	1	19	19.0	19t	1
2t	Revel	DAL	CB	1	-3	-3.0	-3	0
2t	Rodgers	MIN	CB	1	0	0.0	0	0
2t	Scott	CAR	SAF	1	0	0.0	0	0
2t	Settle	WAS	DT	1	0	0.0	0	0
2t	T. Simpson	BAL	LB	1	0	0.0	0	0
2t	Skowronek	PIT	WR	1	0	0.0	0	0
2t	Slaton	CIN	DT	1	0	0.0	0	0
2t	Sneed	KC	CB	1	0	0.0	0	0
2t	Stiggers	NYJ	DB	1	0	0.0	0	0
2t	Stokes	LV	CB	1	0	0.0	0	0
2t	Togiai	HOU	DT	1	0	0.0	0	0
2t	Van Ginkel	MIN	OLB	1	7	7.0	7	0
2t	Walker	LV	LB	1	0	0.0	0	0
2t	White	SF	DE	1	0	0.0	0	0
2t	P. Wilson	PIT	LB	1	0	0.0	0	0
2t	Winters	DAL	LB	1	5	5.0	5	0
2t	Wonnum	DET	DE	1	0	0.0	0	0
2t	Woods	CHI	FS	1	0	0.0	0	0

 ©2000-2026 Elias Sports Bureau, Inc. All Rights Reserved.

2026 NATIONAL FOOTBALL LEAGUE

NFL OFFENSIVE RANKS

BAL	BUF	CIN	CLE	DEN	HOU	IND	JAX	KC	LAC	LV	MIA	NE	NYJ	PIT	TEN		ARI	ATL	CAR	CHI	DAL	DET	GB	LAR	MIN	NO	NYG	PHI	SEA	SF	TB	WAS
6	4	15	30	28	14	25	17	2	20	19	26	21	13	22	31	**TotYd/G**	23	11	7	3	12	9	16	1	32	8	29	24	10	5	27	18
2	3	12	25	21	23	29	11	4	16	22	19	18	20	24	26	**TotYd/P**	30	13	7	8	9	10	15	5	32	17	31	14	6	1	28	27
3	4	27	29	31	30	15	10	5	12	19	20	14	26	22	28	**RusYd/G**	25	2	21	1	23t	9	32	7	16t	16t	11	13	18	6	23t	8
2	3	18	29	28	25	24	15	6	14	31	23	20	30	12	13	**RusAvg**	26	7	10	1	17	9	32	5	27	21	19	8	22	4	11	16
14	9	13	28	22	10	25	21	6t	20	16	23	19	11	18	30	**PasYd/G**	17	29	1	15	12	8	4t	2	32	3	31	24	4t	6t	26	27
2	4	14	23	21	24	25	7	5	16	10	17	15	13	30	28	**PasAvg**	27	22	8	11	9	12	18	6	31	20	29	19	3	1	32	26
13	20t	7	10t	26	1t	25	22	17	29t	27	20t	31	1t	16	9	**%PasInt**	5	32	15	8	6	1t	14	28	23	19	10t	29t	18	10t	24	1t
17	27	18	30	9	21	13t	8	5	25t	10	28t	28t	23	19	11	**Sac/PasP**	6	24	12	13t	2	15	16	7	31	20	22	25t	4	1	32	3
10t	1	20	29	25t	10t	16t	6t	8t	22	18	30	25t	14	23t	31	**1D/G**	16t	19	8t	6t	5	3	23t	12t	32	2	21	27t	12t	4	27t	15
20	3	7t	30	23	22	16	5	9	24	14	12	28	19	29	17	**3D Eff**	15	25	21	6	2	13	32	10	31	4	11	7t	26	1	27	18
27t	10t	1t	14t	27t	24	5t	27t	10t	27t	10t	25t	7t	7t	21t	14t	**4D Eff**	1t	14t	25t	13	14t	7t	21t	14t	1t	5t	14t	21t	20	27t	27t	1t
5	22	29	28	13	15t	8	32	31	4	3	9	20	26	23	24	**PR Avg**	18	17	7	11	15t	10	2	19	1	25	27	14	21	30	12	6
22	16	17	4	11	19	2	9	6	27	1	8	24	23	29	26	**KR Avg**	13	20	30	28	10	15	7	32	3	31	21	25	12	18	5	14
27	10t	31	19	7	14	4	13	1	28	2	32	23	21	12	17	**GPunAvg**	25	15	18	6	10t	16	8	24	26	30	3	9	29	20	22	5
22	3	27	4	5	9	8	7	1	18	2	29	17	31	19	30	**NPunAvg**	24	28	14	11	21	16	6	26	20	23	10	12	13	25	32	15
4	1	12	24t	21	24t	15	10	7t	29	7t	31t	31t	17	26	30	**Pts/G**	18	27	5t	5t	7t	3	22	20	16	11	28	23	13t	2	19	13t
15t	1t	1t	1t	22t	18t	1t	30	22t	32	1t	27t	27t	15t	22t	22t	**FG%**	13	31	1t	18t	14	1t	15t	18t	1t	18t	1t	1t	1t	22t	1t	27t

NFL DEFENSIVE RANKS

BAL	BUF	CIN	CLE	DEN	HOU	IND	JAX	KC	LAC	LV	MIA	NE	NYJ	PIT	TEN		ARI	ATL	CAR	CHI	DAL	DET	GB	LAR	MIN	NO	NYG	PHI	SEA	SF	TB	WAS
14	25	24	22	29	16	32	17	4	23	11	19	5	2	7	10	**TotYd/G**	26	8	28	15	30	31	21	3	12	20	18	13	1	9	6	27
11	19	23	18	22	16	32	25	3	17	14	29	6	4	21	8	**TotYd/P**	31	10	20	28	27	24	12	2	5	15	26	13	1	7	9	30
14	16	9	23	30	5	29	8	10	19t	19t	12t	17	7	18	24	**RusYd/G**	26	1	32	21	31	22	28	11	4	27	12t	25	6	15	2	3
17	15	26	23	30	4	28	7	11	8	22	5	19	18	21	9	**RusAvg**	24	1	32	31	29	20	16	14	6	27	25	13	3	10	2	12
17	27	28	18	25	26	30	24	6	21	10	20	2	3	8	7	**PasYd/G**	23	29	5	13	14t	32	11	4	22	16	19	9	1	14t	12	31
12	20	15	14	13	24	29	28	6	26	8	32	4	3	21	19	**PasAvg**	31	11	5	25	27	22	17	2	7	10	23	18	1	9	16	30
25	26	27	19	6	22	29t	1	11	9t	3	4	16	29t	5	14	**%PasInt**	21	28	9t	7	29t	20	15	12	8	23t	13	29t	2	23t	17	18
23	10	8	20	17	2	18	6	26	12t	3	32	15	7	4	16	**Sac/PasP**	24	27	12t	9	30	5	11	29	1	19	31	28	12t	22	21	25
22t	30	22t	25	27	6t	28t	11	9t	18	14	21	9t	6t	4t	15t	**1D/G**	22t	6t	19	3	31	32	26	12	2	28t	20	15t	1	13	4t	15t
19	17	21t	13t	27	12	10	3t	11	16	18	28	7	5	6	15	**3D Eff**	23	8t	24	3t	32	31	29	21t	1	25t	30	13t	2	20	8t	25t
22	26	1t	1t	24t	23	15t	15t	12t	24t	1t	15t	28t	12t	28t	28t	**4D Eff**	9	14	15t	10	1t	28t	1t	15t	11	1t	1t	27	28t	21	15t	1t
15	26t	17t	2	6	7	9	4	30	23t	26t	11t	17t	29	13	23t	**PR Avg**	5	28	19	11t	31	8	3	22	20	23t	10	21	1	16	32	14
31	15	12	17	9	23	22	29	19	7	13	32	16	21	20	24	**KR Avg**	2	14	5	3	1	4	28	25	18	11	6	26	30	10	8	27
18	29	2	19	21	8	30	9	11t	23	15	32	13	24t	7	27	**GPunAvg**	1	24t	26	11t	20	4	5	28	6	10	17	31	3	14	16	22
19	26	5	29	15	21	32	24	25	23	18	31	17	12t	6	30	**NPunAvg**	3	27	12t	8	4	9	1	16	2	14	28	10	7	22	20	11
21t	21t	13t	18	17	19	29t	1	3t	20	8	28	6	12	11	10	**Pts/G**	24	15	26t	7	25	32	29t	13t	2	26t	9	16	3t	3t	23	31
17t	11t	17t	23t	17t	23t	17t	11t	23t	16	2	8	3	23t	4t	22	**FG%**	23t	4t	9t	23t	9t	4t	23t	4t	17t	11t	1	11t	23t	11t	23t	23t
10	8	9	22t	19	28	27	2	3	30	5	32	21	13	17	29	**PPG Diff**	26	22t	11t	4	11t	14t	31	14t	6	14t	18	20	7	1	22t	22t
6	9	20	29	31	13	32	17	3	21	16	22	11	7	14	28	**Yd/G Diff**	27	10	12	5	25	23t	19	1	30	8	26	18	2	4	15	23t

©2000-2026 Elias Sports Bureau, Inc. All Rights Reserved.

LAST WEEK'S GAME BOOK

National Football League Game Summary

NFL Copyright © 2026 by The National Football League. All rights reserved. This summary and play-by-play is for the express purpose of assisting media in their coverage of the game; any other use of this material is prohibited without the written permission of the National Football League.

Date: Sunday, 9/27/2026

Los Angeles Chargers at Buffalo Bills

at Highmark Stadium, Orchard Park, NY

Start Time: 1:02 PM EDT

Game Day Weather

Game Weather: Sun & clouds

Open Stadium on Natural Grass

Temp: 68° F (20.0° C) Humidity: 51%, Wind: NE 12 mph

Outdoor Weather: Forecast: temps in high 60s, NE winds 10-13 mph

Officials

Referee: Blakeman, Clete (34)
Umpire: Slaughter, Tab (110)
Down Judge: Warner, Andy (64)
Line Judge: Payne, Kent (79)
Field Judge: Tovar, Karina (91)
Side Judge: Coleman, James (95)
Back Judge: Meyer, Greg (78)
Replay Official: Adams, Chad (0)

Lineups

Los Angeles Chargers

Offense			Defense		
WR	15	L.McConkey	OLB	45	T.Tuipulotu
TE	40	H.Rucci	DL	92	J.Eboigbe
LT	70	R.Slater	DL	93	T.Tart
LG	75	T.Penning	DL	99	J.Caldwell
C	66	J.Slaughter	OLB	52	K.Mack
RG	69	C.Strange	LB	0	D.Henley
RT	76	J.Alt	LB	53	D.Phillips
WR	1	Q.Johnston	CB	26	D.Jackson
QB	10	J.Herbert	CB	20	C.Hart
FB	30	A.Ingold	S	3	D.James
RB	8	O.Hampton	S	23	T.Jefferson

Buffalo Bills

Offense			Defense		
TE	88	D.Knox	OLB	9	B.Chubb
TE	85	J.Hawes	DL	96	D.Walker
TE	86	D.Kincaid	DL	97	G.Gaines
LT	73	D.Dawkins	DL	91	E.Oliver
LG	70	A.Anderson	OLB	15	G.Rousseau
C	66	C.McGovern	ILB	42	D.Williams
RG	64	O.Torrence	ILB	8	T.Bernard
RT	79	S.Brown	CB	47	C.Benford
WR	2	D.Moore	CB	1	M.Hairston
QB	17	J.Allen	S	24	C.Bishop
RB	4	J.Cook	S	22	C.Gardner-Johnson

Substitutions

CB 4 T.Still, WR 9 T.Harris, K 11 C.Dicker, WR 12 D.Davis, WR 13 M.Valdes-Scantling, P 16 J.Scott, S 22 G.Smith, CB 24 R.Shelley, S 27 R.Mickens, RB 28 K.Vidal, S 32 K.Williamson, DB 33 D.Leonard, RB 34 K.Mitchell, LB 43 T.Dye, LS 47 J.Harris, OLB 48 B.Dupree, OLB 50 C.Murphy, LB 58 M.Wax, G 65 L.Taylor, T 77 T.Burke, TE 81 P.Herbert, TE 86 O.Gadsden, OLB 90 A.Mesidor, DL 91 N.Barrett

Substitutions

WR 0 K.Coleman, S 3 D.Hamlin, WR 5 J.Palmer, RB 7 R.Davis, WR 10 K.Shakir, K 16 T.Bass, WR 19 G.Dortch, CB 21 D.Igbinosun, CB 23 D.Alford, RB 26 T.Johnson, DB 28 S.Franklin, DB 33 T.Couch, P 39 T.Doman, ILB 44 J.Andreessen, LB 52 K.Elarms-Orr, C 53 L.Cushenberry, OLB 55 M.Hoecht, OLB 56 J.Solomon, G/C 63 A.Corbett, LS 69 R.Ferguson, TE 83 K.Latu, DL 90 D.Carter, DL 94 L.Jackson, OLB 99 T.Parker

Did Not Play

QB 5 T.Lance, C 60 J.Spomer

Did Not Play

QB 11 K.Allen, T/G 68 T.Grable

Not Active

DB 2 E.Molden, 3QB 7 D.Uiagalelei, G 73 A.Harkey, G 74 K.Awosika, TE 88 C.Kolar, WR 89 B.Thompson, DL 94 D.Tomlinson

Not Active

WR 13 S.Bell, S 29 J.Kilgore, OLB 51 M.Danna, G 60 A.Reed-Adams, T/G 74 J.Bowry, DL 98 T.Sanders

Field Goals (made ( ) & missed)

C.Dicker (31) 45WL (21) (33)

T.Bass (28)

		1	2	3	4	OT	Total
VISITOR:	Los Angeles Chargers	10	0	3	3	0	16
HOME:	Buffalo Bills	0	10	0	14	0	24

Scoring Plays

Team	Qtr	Time	Play Description (Extra Point) (Drive Info)	Visitor	Home
Chargers	1	10:33	K.Mitchell 1 yd. pass from J.Herbert (C.Dicker kick) (8-47, 4:11)	7	0
Chargers	1	0:34	C.Dicker 31 yd. Field Goal (6-30, 2:49)	10	0
Bills	2	6:02	T.Bass 28 yd. Field Goal (10-55, 4:20)	10	3
Bills	2	0:16	J.Allen 1 yd. run (T.Bass kick) (10-80, 3:49)	10	10
Chargers	3	6:12	C.Dicker 21 yd. Field Goal (13-69, 8:48)	13	10
Bills	4	7:35	J.Allen 1 yd. run (T.Bass kick) (13-58, 5:50)	13	17
Bills	4	3:13	J.Cook 3 yd. run (T.Bass kick) (6-45, 1:55)	13	24
Chargers	4	1:56	C.Dicker 33 yd. Field Goal (7-69, 1:17)	16	24

Paid Attendance: 60,361

Time: 3:09

Los Angeles Chargers vs Buffalo Bills
9/27/2026 at Highmark Stadium

Final Individual Statistics

Los Angeles Chargers

RUSHING	ATT	YDS	AVG	LG	TD
O.Hampton	15	56	3.7	10	0
K.Mitchell	8	52	6.5	17	0
J.Herbert	4	17	4.3	7	0
K.Vidal	1	6	6.0	6	0
Total	28	131	4.7	17	0

PASSING	ATT	CMP	YDS	SK/YD	TD	LG	IN	RT
J.Herbert	34	20	226	2/9	1	29	1	76.3
Total	34	20	226	2/9	1	29	1	76.3

PASS RECEIVING	TAR	REC	YDS	AVG	LG	TD
T.Harris	7	6	76	12.7	29	0
L.McConkey	5	4	66	16.5	29	0
Q.Johnston	6	3	40	13.3	21	0
A.Ingold	4	3	35	11.7	25	0
K.Mitchell	3	3	-5	-1.7	**1**	1
K.Vidal	3	1	14	14.0	14	0
O.Gadsden	3	0	0	0.0	0	0
O.Hampton	1	0	0	0.0	0	0
M.Valdes-Scantling	1	0	0	0.0	0	0
Total	33	20	226	11.3	29	1

INTERCEPTIONS	NO	YDS	AVG	LG	TD
G.Smith	2	1	0.5	1	0
Total	2	1	0.5	1	0

PUNTING	NO	YDS	AVG	NET	TB	IN20	LG
J.Scott	3	145	48.3	39.0	1	0	56
Total	3	145	48.3	39.0	1	0	56

PUNT RETURNS	NO	YDS	AVG	FC	LG	TD
D.Davis	1	14	14.0	0	14	0
Total	1	14	14.0	0	14	0

KICKOFF RETURNS	NO	YDS	AVG	FC	LG	TD
K.Mitchell	2	52	26.0	0	28	0
K.Vidal	1	30	30.0	0	30	0
D.Davis	1	24	24.0	0	24	0
[TOUCHBACK]	1	0	0.0	0	0	0
Total	4	106	26.5	0	30	0

Buffalo Bills

RUSHING	ATT	YDS	AVG	LG	TD
J.Cook	24	154	6.4	23	1
J.Allen	8	22	2.8	8	2
D.Knox	1	0	0.0	0	0
Total	33	176	5.3	23	3

PASSING	ATT	CMP	YDS	SK/YD	TD	LG	IN	RT
J.Allen	26	16	204	4/30	0	37	2	54.0
Total	26	16	204	4/30	0	37	2	54.0

PASS RECEIVING	TAR	REC	YDS	AVG	LG	TD
D.Moore	10	6	67	11.2	16	0
T.Johnson	4	4	50	12.5	29	0
D.Kincaid	3	2	38	19.0	24	0
K.Coleman	2	1	37	37.0	37	0
K.Shakir	3	1	6	6.0	6	0
D.Knox	1	1	5	5.0	5	0
J.Allen	1	1	1	1.0	1	0
J.Cook	1	0	0	0.0	0	0
J.Hawes	1	0	0	0.0	0	0
Total	26	16	204	12.8	37	0

INTERCEPTIONS	NO	YDS	AVG	LG	TD
C.Gardner-Johnson	1	41	41.0	41	0
Total	1	41	41.0	41	0

PUNTING	NO	YDS	AVG	NET	TB	IN20	LG
T.Doman	1	51	51.0	37.0	0	0	51
Total	1	51	51.0	37.0	0	0	51

PUNT RETURNS	NO	YDS	AVG	FC	LG	TD
G.Dortch	1	8	8.0	0	8	0
[OUT OF BOUNDS]	1	0	0.0	0	0	0
[TOUCHBACK]	1	0	0.0	0	0	0
Total	1	8	8.0	0	8	0

KICKOFF RETURNS	NO	YDS	AVG	FC	LG	TD
G.Dortch	3	92	30.7	0	39	0
[TOUCHBACK]	1	0	0.0	0	0	0
Total	3	92	30.7	0	39	0

Los Angeles Chargers

FUMBLES	FUM	LOST	OWN-REC	YDS	TD	FORCED	OPP-REC	YDS	TD	OUT-BDS
D.Henley	0	0	0	0	0	1	2	0	0	0
J.Eboigbe	0	0	0	0	0	1	0	0	0	0
T.Still	0	0	0	0	0	1	0	0	0	0
T.Jefferson	0	0	0	0	0	0	1	0	0	0
Total	0	0	0	0	0	3	3	0	0	0

Buffalo Bills

FUMBLES	FUM	LOST	OWN-REC	YDS	TD	FORCED	OPP-REC	YDS	TD	OUT-BDS
J.Allen	1	1	0	0	0	0	0	0	0	0
J.Cook	1	1	0	0	0	0	0	0	0	0
D.Kincaid	1	1	0	0	0	0	0	0	0	0
Total	3	3	0	0	0	0	0	0	0	0

Los Angeles Chargers vs Buffalo Bills
9/27/2026 at Highmark Stadium

Final Team Statistics

	Visitor Chargers	Home Bills
TOTAL FIRST DOWNS	20	22
By Rushing	6	11
By Passing	11	10
By Penalty	3	1
THIRD DOWN EFFICIENCY	6-15-40.0%	6-12-50.0%
FOURTH DOWN EFFICIENCY	0-1-0.0%	2-2-100.0%
TOTAL NET YARDS	348	350
Total Offensive Plays (inc. times thrown passing)	64	63
Average gain per offensive play	5.4	5.6
NET YARDS RUSHING	131	176
Total Rushing Plays	28	33
Average gain per rushing play	4.7	5.3
Tackles for a loss-number and yards	1-2	0-0
NET YARDS PASSING	217	174
Times thrown - yards lost attempting to pass	2-9	4-30
Gross yards passing	226	204
PASS ATTEMPTS-COMPLETIONS-HAD INTERCEPTED	34-20-1	26-16-2
Avg gain per pass play (inc.# thrown passing)	6.0	5.8
KICKOFFS Number-In End Zone-Touchbacks	5-1-1	5-2-1
PUNTS Number and Average	3-48.3	1-51.0
Had Blocked	0	0
FGs - PATs Had Blocked	0-0	0-0
Net Punting Average	39.0	37.0
TOTAL RETURN YARDAGE (Not Including Kickoffs)	15	49
No. and Yards Punt Returns	1-14	1-8
No. and Yards Kickoff Returns	4-106	3-92
No. and Yards Interception Returns	2-1	1-41
PENALTIES Number and Yards	7-50	10-88
FUMBLES Number and Lost	0-0	3-3
TOUCHDOWNS	1	3
Rushing	0	3
Passing	1	0
EXTRA POINTS Made-Attempts	1-1	3-3
Kicking Made-Attempts	1-1	3-3
FIELD GOALS Made-Attempts	3-4	1-1
RED ZONE EFFICIENCY	1-4-25%	3-4-75%
GOAL TO GO EFFICIENCY	1-2-50%	3-3-100%
SAFETIES	0	0
FINAL SCORE	16	24
TIME OF POSSESSION	31:22	28:38

Los Angeles Chargers vs Buffalo Bills
9/27/2026 at Highmark Stadium

Ball Possession And Drive Chart

Los Angeles Chargers

#	Time Recd	Time Lost	Time Poss	How Ball Obtained	Drive Began	# Play	Yds Gain	Yds Pen	Net Yds	1st Down	Last Scrm	How Given Up
1	14:44	10:33	4:11	Fumble	BUF 47	8	32	15	47	4	* BUF 1	Touchdown
2	7:27	5:58	1:29	Punt	LAC 29	3	1	0	1	0	LAC 30	Punt
3	3:23	0:34	2:49	Interception	BUF 43	6	15	15	30	1	* BUF 13	Field Goal
4	14:49	10:22	4:27	Interception	LAC 10	11	63	0	63	3	BUF 27	Missed FG
5	6:02	4:05	1:57	Kickoff	LAC 32	4	12	0	12	1	LAC 44	Punt
6	0:16	0:00	0:16	Kickoff	LAC 35	3	30	0	30	1	LAC 44	End of Half
7	15:00	6:12	8:48	Kickoff	LAC 28	13	96	-27	69	5	* BUF 3	Field Goal
8	3:50	1:36	2:14	Fumble	LAC 17	5	18	-5	13	1	LAC 30	Punt
9	14:52	13:25	1:27	Fumble	BUF 28	3	5	0	5	0	BUF 23	Interception
10	7:35	5:08	2:27	Kickoff	LAC 33	5	7	5	12	1	LAC 45	Downs
11	3:13	1:56	1:17	Kickoff	LAC 16	7	69	0	69	3	* BUF 15	Field Goal

(382) Average LAC 35

Buffalo Bills

#	Time Recd	Time Lost	Time Poss	How Ball Obtained	Drive Began	# Play	Yds Gain	Yds Pen	Net Yds	1st Down	Last Scrm	How Given Up
1	15:00	14:44	0:16	Kickoff	BUF 43	1	4	0	4	0	BUF 43	Fumble
2	10:33	7:27	3:06	Kickoff	BUF 30	5	4	0	4	1	BUF 34	Punt
3	5:58	3:23	2:35	Punt	BUF 34	5	10	-10	0	1	BUF 34	Interception
4	0:34	14:49	0:45	Kickoff	BUF 32	2	3	0	3	0	BUF 35	Interception
5	10:22	6:02	4:20	Missed FG	BUF 35	10	60	-5	55	3	* LAC 10	Field Goal
6	4:05	0:16	3:49	Punt	BUF 20	10	80	0	80	5	* LAC 1	Touchdown
7	6:12	3:50	2:22	Kickoff	BUF 35	4	46	-5	41	1	LAC 48	Fumble
8	1:36	14:52	1:44	Punt	BUF 25	4	3	0	3	1	BUF 34	Fumble
9	13:25	7:35	5:50	Interception	BUF 42	13	83	-25	58	6	* LAC 1	Touchdown
10	5:08	3:13	1:55	Downs	LAC 45	6	45	0	45	3	* LAC 3	Touchdown
11	1:56	0:00	1:56	Kickoff	LAC 45	4	12	0	12	1	LAC 32	End of Game

(406) Average BUF 37

*** inside opponent's 20**

Time of Possession by Quarter		**1st**	**2nd**	**3rd**	**4th**	**OT**	**Total**
Visitor	Los Angeles Chargers	8:29	6:40	11:02	5:11		31:22
Home	Buffalo Bills	6:31	8:20	3:58	9:49		28:38

Kickoff Drive No.-Start Average Chargers: 5 - LAC 29 Bills: 4 - BUF 35

Los Angeles Chargers vs Buffalo Bills
9/27/2026 at Highmark Stadium

Final Defensive Statistics

Los Angeles Chargers	Regular Defensive Plays											Special Teams					Misc			
	TKL	AST	COMB	SK	/ YDS	TFL	Q	IN	PD	FF	FR	TKL	AST	FF	FR	BL	TKL	AST	FF	FR
D.Henley	5	4	9	0	0	0	0	0	0	1	2	0	0	0	0	0	0	0	0	0
T.Tuipulotu	5	1	6	1.5	16.5	1	2	0	0	0	0	0	0	0	0	0	0	0	0	0
T.Dye	3	2	5	0	0	0	0	0	1	0	0	1	0	0	0	0	0	0	0	0
G.Smith	2	3	5	0	0	0	0	2	2	0	0	0	0	0	0	0	0	0	0	0
D.Phillips	3	1	4	0	0	0	0	0	0	0	0	0	1	0	0	0	0	0	0	0
D.James	3	1	4	0	0	0	0	0	0	0	0	0	0	0	0	0	0	0	0	0
C.Hart	2	2	4	0	0	0	0	0	0	0	0	0	0	0	0	0	0	0	0	0
R.Mickens	3	0	3	0	0	0	0	0	0	0	0	0	0	0	0	0	0	0	0	0
A.Mesidor	2	1	3	1	4	1	1	0	0	0	0	0	0	0	0	0	0	0	0	0
T.Still	2	1	3	0	0	0	0	0	0	1	0	0	0	0	0	0	0	0	0	0
K.Mack	1	2	3	1	6	1	2	0	0	0	0	0	0	0	0	0	0	0	0	0
N.Barrett	1	2	3	0.5	3.5	0	1	0	0	0	0	0	0	0	0	0	0	0	0	0
J.Eboigbe	2	0	2	0	0	0	1	0	0	1	0	1	0	0	0	0	0	0	0	0
T.Jefferson	2	0	2	0	0	0	0	0	1	0	1	0	0	0	0	0	0	0	0	0
R.Shelley	2	0	2	0	0	0	0	0	0	0	0	0	0	0	0	0	0	0	0	0
D.Jackson	0	0	0	0	0	0	0	0	1	0	0	0	0	0	0	0	0	0	0	0
K.Williamson	0	0	0	0	0	0	0	0	0	0	0	1	0	0	0	0	0	0	0	0
B.Dupree	0	0	0	0	0	0	0	0	0	0	0	0	1	0	0	0	0	0	0	0
J.Alt	0	0	0	0	0	0	0	0	0	0	0	0	0	0	0	0	1	0	0	0
Total	**38**	**20**	**58**	**4**	**30**	**3**	**7**	**2**	**5**	**3**	**3**	**3**	**2**	**0**	**0**	**0**	**1**	**0**	**0**	**0**

TKL = Tackle AST = Assist COMB = Combined QH=QB Hit IN = Interception PD = Pass Defense FF = Forced Fumble FR = Fumble Recovery

Buffalo Bills	Regular Defensive Plays											Special Teams					Misc			
	TKL	AST	COMB	SK	/ YDS	TFL	QH	IN	PD	FF	FR	TKL	AST	FF	FR	BL	TKL	AST	FF	FR
D.Williams	4	5	9	0	0	0	0	0	0	0	0	0	0	0	0	0	0	0	0	0
G.Rousseau	5	3	8	2	9	4	3	0	0	0	0	0	0	0	0	0	0	0	0	0
C.Bishop	4	1	5	0	0	0	0	0	0	0	0	0	0	0	0	0	0	0	0	0
C.Gardner-Johnson	3	2	5	0	0	0	0	1	2	0	0	0	0	0	0	0	0	0	0	0
T.Bernard	3	2	5	0	0	0	0	0	0	0	0	0	0	0	0	0	0	0	0	0
D.Igbinosun	2	3	5	0	0	0	0	0	1	0	0	1	0	0	0	0	0	0	0	0
D.Alford	0	5	5	0	0	0	0	0	1	0	0	0	0	0	0	0	0	0	0	0
L.Jackson	1	3	4	0	0	0	0	0	1	0	0	0	0	0	0	0	0	0	0	0
C.Benford	2	1	3	0	0	0	0	0	1	0	0	0	0	0	0	0	0	0	0	0
D.Walker	1	2	3	0	0	0	0	0	1	0	0	0	0	0	0	0	0	0	0	0
D.Carter	1	2	3	0	0	0	0	0	0	0	0	0	0	0	0	0	0	0	0	0
B.Chubb	0	3	3	0	0	0	2	0	0	0	0	0	0	0	0	0	0	0	0	0
M.Hairston	1	1	2	0	0	0	0	0	1	0	0	0	0	0	0	0	0	0	0	0
K.Elarms-Orr	1	1	2	0	0	0	0	0	0	0	0	0	0	0	0	0	0	0	0	0
G.Gaines	0	2	2	0	0	0	0	0	0	0	0	0	0	0	0	0	0	0	0	0
E.Oliver	1	0	1	0	0	0	3	0	0	0	0	0	0	0	0	0	0	0	0	0
D.Hamlin	1	0	1	0	0	0	0	0	0	0	0	0	1	0	0	0	0	0	0	0
S.Franklin	0	0	0	0	0	0	0	0	0	0	0	1	1	0	0	0	0	0	0	0
T.Couch	0	0	0	0	0	0	0	0	0	0	0	1	0	0	0	0	0	0	0	0
J.Andreessen	0	0	0	0	0	0	0	0	0	0	0	0	2	0	0	0	0	0	0	0
D.Knox	0	0	0	0	0	0	0	0	0	0	0	0	0	0	0	0	1	0	0	0
D.Moore	0	0	0	0	0	0	0	0	0	0	0	0	0	0	0	0	1	0	0	0
Total	**30**	**36**	**66**	**2**	**9**	**4**	**8**	**1**	**8**	**0**	**0**	**3**	**4**	**0**	**0**	**0**	**2**	**0**	**0**	**0**

Los Angeles Chargers vs Buffalo Bills
9/27/2026 at Highmark Stadium

First Half Summary

PERIOD SCORES				TIME OF POSSESSION	
Chargers	10	0	= 10	Chargers	15:09
Bills	0	10	= 10	Bills	14:51

Scoring Plays

Team	Qtr	Time	Play Description (Extra Point) (Drive Info)	Visitor	Home
Chargers	1	10:33	K.Mitchell 1 yd. pass from J.Herbert (C.Dicker kick) (8-47, 4:11)	7	0
Chargers	1	0:34	C.Dicker 31 yd. Field Goal (6-30, 2:49)	10	0
Bills	2	6:02	T.Bass 28 yd. Field Goal (10-55, 4:20)	10	3
Bills	2	0:16	J.Allen 1 yd. run (T.Bass kick) (10-80, 3:49)	10	10

	Los Angeles Chargers	Buffalo Bills
TOTAL FIRST DOWNS	10	10
First Downs Rushing-Passing-by Penalty	3 - 5 - 2	4 - 6 - 0
THIRD DOWN EFFICIENCY	4-8-50.0%	3-6-50.0%
TOTAL NET YARDS	153	161
Total Offensive Plays	33	32
NET YARDS RUSHING	74	62
NET YARDS PASSING	79	99
Gross Yards Passing	85	112
Times thrown-yards lost attempting to pass	1-6	1-13
Pass Attempts-Completions-Had Intercepted	16 - 9 - 0	17 - 10 - 2
Punts-Number and Average	2 - 50.0	1 - 51.0
Penalties-Number and Yards	0 - 0	4 - 45
Fumbles-Number and Lost	0 - 0	1 - 1
Red Zone Efficiency	1-2-50%	1-2-50%
Average Drive Start	LAC 36	BUF 32

Los Angeles Chargers

RUSHING	ATT	YDS	AVG	LG	TD
K.Mitchell	5	33	6.6	17	0
O.Hampton	8	22	2.8	7	0
J.Herbert	2	13	6.5	7	0
K.Vidal	1	6	6.0	6	0
Total	16	74	4.6	17	0

PASSING	ATT	CMP	YDS	SK/YD	TD	LG	IN	RT
J.Herbert	16	9	85	1/6	1	25	0	91.9
Total	16	9	85	1/6	1	25	0	91.9

PASS RECEIVING	TAR	REC	YDS	AVG	LG	TD
Q.Johnston	4	3	40	13.3	21	0
A.Ingold	3	2	30	15.0	25	0
K.Mitchell	2	2	-5	-2.5	**1**	1
T.Harris	2	1	13	13.0	13	0
L.McConkey	2	1	7	7.0	7	0
O.Gadsden	1	0	0	0.0	0	0
O.Hampton	1	0	0	0.0	0	0
K.Vidal	1	0	0	0.0	0	0
Total	16	9	85	9.4	25	1

Buffalo Bills

RUSHING	ATT	YDS	AVG	LG	TD
J.Cook	10	59	5.9	15	0
J.Allen	3	3	1.0	**1**	1
D.Knox	1	0	0.0	0	0
Total	14	62	4.4	15	1

PASSING	ATT	CMP	YDS	SK/YD	TD	LG	IN	RT
J.Allen	17	10	112	1/13	0	37	2	39.0
Total	17	10	112	1/13	0	37	2	39.0

PASS RECEIVING	TAR	REC	YDS	AVG	LG	TD
D.Moore	7	4	39	9.8	13	0
T.Johnson	3	3	21	7.0	16	0
K.Coleman	2	1	37	37.0	37	0
D.Kincaid	2	1	14	14.0	14	0
J.Allen	1	1	1	1.0	1	0
J.Cook	1	0	0	0.0	0	0
K.Shakir	1	0	0	0.0	0	0
Total	17	10	112	11.2	37	0

Los Angeles Chargers	Regular Defensive Plays											Special Teams					Misc			
	TKL	AST	COMB	SK	/ YDS	TFL	Q	IN	PD	FF	FR	TKL	AST	FF	FR	BL	TKL	AST	FF	FR
D.Henley	4	0	4	0	0	0	0	0	0	0	1	0	0	0	0	0	0	0	0	0
T.Tuipulotu	4	0	4	1	13	1	1	0	0	0	0	0	0	0	0	0	0	0	0	0
D.James	3	0	3	0	0	0	0	0	0	0	0	0	0	0	0	0	0	0	0	0
J.Eboigbe	2	0	2	0	0	0	0	0	0	1	0	1	0	0	0	0	0	0	0	0
Total	**13**	**0**	**13**	**1**	**13**	**1**	**1**	**0**	**0**	**1**	**1**	**1**	**0**	**0**	**0**	**0**	**0**	**0**	**0**	**0**

Los Angeles Chargers vs Buffalo Bills

9/27/2026 at Highmark Stadium

First Half Summary

Buffalo Bills	Regular Defensive Plays											Special Teams					Misc			
	TKL	AST	COMB	SK	/ YDS	TFL	QH	IN	PD	FF	FR	TKL	AST	FF	FR	BL	TKL	AST	FF	FR
G.Rousseau	4	1	5	1	6	3	1	0	0	0	0	0	0	0	0	0	0	0	0	0
D.Williams	1	4	5	0	0	0	0	0	0	0	0	0	0	0	0	0	0	0	0	0
D.Alford	0	4	4	0	0	0	0	0	0	0	0	0	0	0	0	0	0	0	0	0
C.Bishop	3	0	3	0	0	0	0	0	0	0	0	0	0	0	0	0	0	0	0	0
Total	**8**	**9**	**17**	**1**	**6**	**3**	**1**	**0**	**0**	**0**	**0**	**0**	**0**	**0**	**0**	**0**	**0**	**0**	**0**	**0**

Play By Play

First Quarter

9/27/2026

LAC wins the coin toss and elects to defer. BUF elects to Receive, and LAC elects to defend the east goal.

C.Dicker kicks 61 yards from LAC 35 to BUF 4. G.Dortch to BUF 43 for 39 yards (J.Eboigbe).

Buffalo Bills at 15:00, (1st play from scrimmage 14:53)

1-10-BUF 43	(14:53) J.Cook up the middle to BUF 47 for 4 yards (J.Eboigbe). FUMBLES (J.Eboigbe), RECOVERED by LAC-D.Henley at BUF 47.	

Los Angeles Chargers at 14:44

1-10-BUF 47	(14:44) (Shotgun) J.Herbert pass incomplete short right to Q.Johnston.	
	PENALTY on BUF-B.Chubb, Roughing the Passer, 15 yards, enforced at BUF 47 - No Play.	X1
1-10-BUF 32	(14:36) O.Hampton right guard to BUF 25 for 7 yards (G.Rousseau).	
2-3-BUF 25	(13:58) (Shotgun) J.Herbert pass incomplete deep right to A.Ingold (M.Hairston).	
3-3-BUF 25	(13:52) J.Herbert right end to BUF 18 for 7 yards (T.Bernard).	R2
1-10-BUF 18	(13:11) T.Burke reported in as eligible. J.Herbert pass short left to A.Ingold to BUF 13 for 5 yards (C.Gardner-Johnson).	
2-5-BUF 13	(12:36) K.Vidal left guard to BUF 7 for 6 yards (C.Benford).	R3
1-7-BUF 7	(11:58) O.Hampton up the middle to BUF 3 for 4 yards (G.Gaines; D.Williams).	
2-3-BUF 3	(11:17) (Shotgun) T.Burke reported in as eligible. O.Hampton right end to BUF 1 for 2 yards (D.Williams; D.Alford).	
3-1-BUF 1	**(10:37) (Shotgun) J.Herbert pass short middle to K.Mitchell for 1 yard, TOUCHDOWN.**	P4
	C.Dicker extra point is GOOD, Center-J.Harris, Holder-J.Scott.	

Timeout at 10:33.

LAC 7 BUF 0, 8 plays, 47 yards, 1 penalty, 4:11 drive, 4:27 elapsed

C.Dicker kicks 58 yards from LAC 35 to BUF 7. G.Dortch to BUF 30 for 23 yards (T.Dye).

Buffalo Bills at 10:33, (1st play from scrimmage 10:26)

1-10-BUF 30	(10:26) J.Allen pass short right to D.Moore pushed ob at BUF 38 for 8 yards (R.Mickens) [K.Mack].	
2-2-BUF 38	(9:52) J.Cook left guard to BUF 46 for 8 yards (C.Hart).	R1
1-10-BUF 46	(9:11) J.Allen pass short middle to J.Allen to BUF 47 for 1 yard (T.Tuipulotu).	
2-9-BUF 47	(8:27) (Shotgun) J.Allen pass incomplete deep middle to D.Kincaid (T.Jefferson).	
3-9-BUF 47	(8:21) (Shotgun) J.Allen sacked at BUF 34 for -13 yards (T.Tuipulotu).	
	** Injury Update: BUF-D.Williams return is Questionable.	
4-22-BUF 34	(7:37) T.Doman punts 51 yards to LAC 15, Center-R.Ferguson. D.Davis to LAC 29 for 14 yards (T.Couch). ** Injury Update: BUF-D.Williams has returned to the game.	

Timeout at 07:27.

Los Angeles Chargers at 7:27

1-10-LAC 29	(7:27) J.Herbert pass short right to L.McConkey to LAC 36 for 7 yards (M.Hairston).	
2-3-LAC 36	(6:54) J.Herbert pass short middle to K.Mitchell to LAC 30 for -6 yards (G.Rousseau).	
3-9-LAC 30	(6:14) (Shotgun) J.Herbert pass incomplete deep left to O.Gadsden [E.Oliver].	
4-9-LAC 30	(6:09) J.Scott punts 44 yards to BUF 26, Center-J.Harris. G.Dortch ran ob at BUF 34 for 8 yards (K.Williamson).	

Timeout at 05:58.

Buffalo Bills at 5:58

1-10-BUF 34	(5:58) J.Allen pass incomplete deep middle to K.Coleman.	
2-10-BUF 34	(5:51) (Shotgun) J.Cook left guard to BUF 43 for 9 yards (D.Henley).	
3-1-BUF 43	(5:07) (Shotgun) Direct snap to D.Knox. D.Knox up the middle to BUF 43 for no gain (D.Phillips).	
4-1-BUF 43	(4:29) J.Allen left guard to BUF 44 for 1 yard (D.James).	R2
1-10-BUF 44	(3:42) J.Cook left tackle to BUF 49 for 5 yards (D.Henley).	
	PENALTY on BUF-A.Anderson, Offensive Holding, 10 yards, enforced at BUF 44 - No Play.	
1-20-BUF 34	(3:31) (Shotgun) J.Allen pass short middle intended for D.Moore INTERCEPTED by G.Smith at BUF 44. G.Smith to BUF 43 for 1 yard (D.Knox).	

Los Angeles Chargers at 3:23

1-10-BUF 43	(3:23) O.Hampton left tackle to BUF 41 for 2 yards (G.Rousseau; D.Williams).	
2-8-BUF 41	(2:51) (Shotgun) J.Herbert pass short right to Q.Johnston to BUF 35 for 6 yards (C.Bishop).	
	PENALTY on BUF-G.Rousseau, Roughing the Passer, 15 yards, enforced at BUF 35.	X5
1-10-BUF 20	(2:29) (Shotgun) O.Hampton right tackle to BUF 17 for 3 yards (C.Bishop).	
2-7-BUF 17	(1:56) O.Hampton left guard to BUF 15 for 2 yards (D.Williams).	
3-5-BUF 15	(1:19) (Shotgun) K.Mitchell right end to BUF 13 for 2 yards (D.Walker; D.Alford).	

Los Angeles Chargers vs Buffalo Bills at Highmark Stadium

4-3-BUF 13 **(:37) C.Dicker 31 yard field goal is GOOD, Center-J.Harris, Holder-J.Scott.**

LAC 10 BUF 0, 6 plays, 30 yards, 1 penalty, 2:49 drive, 14:26 elapsed

C.Dicker kicks 63 yards from LAC 35 to BUF 2. G.Dortch to BUF 32 for 30 yards (D.Phillips; B.Dupree).

Buffalo Bills at 0:34, (1st play from scrimmage 0:28)

1-10-BUF 32 (:28) J.Cook up the middle to BUF 35 for 3 yards (A.Mesidor).

END OF QUARTER		**Time Poss**	**First Downs**				**Efficiencies**	
	Score		**R**	**P**	**X**	**T**	**3 Down**	**4 Down**
Los Angeles Chargers	**10**	**8:29**	**2**	**1**	**2**	**5**	**2/4**	**0/0**
Buffalo Bills	**0**	**6:31**	**2**	**0**	**0**	**2**	**0/2**	**1/1**

Play By Play

Second Quarter

9/27/2026

Buffalo Bills continued.

2-7-BUF 35	(15:00) J.Allen pass deep left intended for D.Moore INTERCEPTED by G.Smith at LAC 10. G.Smith to LAC 10 for no gain (D.Moore).	

Los Angeles Chargers at 14:49

1-10-LAC 10	(14:49) (Shotgun) K.Mitchell right tackle pushed ob at LAC 17 for 7 yards (C.Bishop).	
2-3-LAC 17	(14:21) J.Herbert pass short right to A.Ingold to LAC 42 for 25 yards (K.Elarms-Orr; D.Williams).	P6
1-10-LAC 42	(13:37) K.Mitchell right end to LAC 40 for -2 yards (G.Rousseau).	
2-12-LAC 40	(12:59) J.Herbert pass incomplete short right to T.Harris (C.Benford).	
3-12-LAC 40	(12:54) (Shotgun) J.Herbert pass short left to T.Harris to BUF 47 for 13 yards (D.Igbinosun; T.Bernard).	P7
	Penalty on BUF-B.Chubb, Defensive Offside, declined.	
1-10-BUF 47	(12:37) J.Herbert pass incomplete deep right to Q.Johnston (C.Gardner-Johnson).	
2-10-BUF 47	(12:29) (Shotgun) J.Herbert pass short right to Q.Johnston to BUF 34 for 13 yards (C.Benford; D.Alford).	P8
1-10-BUF 34	(11:53) O.Hampton left tackle to BUF 33 for 1 yard (D.Walker).	
2-9-BUF 33	(11:09) (Shotgun) J.Herbert scrambles left end ran ob at BUF 27 for 6 yards (K.Elarms-Orr).	
3-3-BUF 27	(10:31) (Shotgun) J.Herbert pass incomplete deep right to L.McConkey.	
4-3-BUF 27	(10:26) C.Dicker 45 yard field goal is No Good, Wide Left, Center-J.Harris, Holder-J.Scott.	

Timeout at 10:22.

Buffalo Bills at 10:22

1-10-BUF 35	(10:22) J.Cook up the middle to BUF 40 for 5 yards (T.Dye).	
2-5-BUF 40	(9:48) J.Allen pass short middle to D.Kincaid to LAC 46 for 14 yards (D.Henley).	P3
1-10-LAC 46	(9:06) J.Cook up the middle to LAC 31 for 15 yards (T.Jefferson).	R4
1-10-LAC 31	*(8:42) (No Huddle, Shotgun) PENALTY on BUF-D.Dawkins, False Start, 5 yards, enforced at LAC 31 - No Play.*	
1-15-LAC 36	(8:22) (Shotgun) J.Cook left tackle to LAC 30 for 6 yards (J.Eboigbe).	
2-9-LAC 30	(7:46) (Shotgun) J.Allen pass short left to T.Johnson to LAC 27 for 3 yards (D.Henley).	
3-6-LAC 27	(7:06) (Shotgun) J.Allen pass short right to T.Johnson ran ob at LAC 11 for 16 yards (G.Smith). LAC-J.Eboigbe was injured during the play.	P5
1-10-LAC 11	(6:50) (Shotgun) J.Allen right guard to LAC 10 for 1 yard (T.Tuipulotu).	
2-9-LAC 10	(6:14) (Shotgun) J.Allen pass incomplete short middle to K.Shakir (D.Jackson).	
3-9-LAC 10	(6:10) (Shotgun) J.Allen pass incomplete short right to D.Moore.	
4-9-LAC 10	**(6:05) T.Bass 28 yard field goal is GOOD, Center-R.Ferguson, Holder-T.Doman.**	

Timeout at 06:02.

LAC 10 BUF 3, 10 plays, 55 yards, 4:20 drive, 8:58 elapsed

T.Bass kicks 61 yards from BUF 35 to LAC 4. K.Mitchell pushed ob at LAC 32 for 28 yards (D.Igbinosun).

Los Angeles Chargers at 6:02, (1st play from scrimmage 5:56)

1-10-LAC 32	(5:56) K.Mitchell left end ran ob at LAC 49 for 17 yards (L.Jackson). BUF-C.Gardner-Johnson was injured during the play.	R9

Timeout at 05:45.

1-10-LAC 49	(5:35) (Shotgun) J.Herbert pass incomplete short left to O.Hampton (L.Jackson).	
2-10-LAC 49	(5:29) (Shotgun) O.Hampton up the middle to 50 for 1 yard (D.Carter; B.Chubb). ** Injury Update: BUF-C.Gardner-Johnson has returned to the game.	
3-9-50	(4:59) (No Huddle, Shotgun) J.Herbert sacked at LAC 44 for -6 yards (G.Rousseau).	
4-15-LAC 44	(4:15) J.Scott punts 56 yards to end zone, Center-J.Harris, Touchback.	

Timeout at 04:05.

Buffalo Bills at 4:05

1-10-BUF 20	(4:05) J.Cook right guard to BUF 23 for 3 yards (D.Phillips).	
2-7-BUF 23	(3:27) J.Cook right tackle to BUF 26 for 3 yards (D.James).	
	** Injury Update: LAC-D.Jackson return is Questionable.	
3-4-BUF 26	(2:47) (Shotgun) J.Allen pass short middle to D.Moore to BUF 39 for 13 yards (D.Henley). ** Injury Update: LAC-J.Eboigbe has returned to the game.	P6

Two-Minute Warning

1-10-BUF 39	(2:00) (Shotgun) J.Cook right guard to BUF 42 for 3 yards (T.Tuipulotu).	
2-7-BUF 42	(1:20) (Shotgun) J.Allen pass incomplete short left to J.Cook.	
3-7-BUF 42	(1:16) (Shotgun) J.Allen pass short left to D.Moore to LAC 48 for 10 yards (T.Still).	P7
1-10-LAC 48	(:50) (No Huddle, Shotgun) J.Allen pass short left to D.Moore to LAC 40 for 8 yards (D.James).	

	Timeout #1 by BUF at 00:45.	
2-2-LAC 40	(:45) (Shotgun) J.Allen pass short right to T.Johnson to LAC 38 for 2 yards (R.Mickens).	P8
1-10-LAC 38	(:26) (No Huddle, Shotgun) J.Allen pass deep right to K.Coleman to LAC 1 for 37 yards (R.Shelley).	P9
	Timeout #2 by BUF at 00:19.	
1-1-LAC 1	**(:19) J.Allen left guard for 1 yard, TOUCHDOWN.**	R10
	Penalty on LAC-T.Tart, Defensive Offside, declined.	
	T.Bass extra point is GOOD, Center-R.Ferguson, Holder-T.Doman.	

LAC 10 BUF 10, 10 plays, 80 yards, 3:49 drive, 14:44 elapsed

T.Bass kicks 65 yards from BUF 35 to end zone, Touchback to the LAC 35.

Los Angeles Chargers at 0:16

1-10-LAC 35	(:16) (Shotgun) K.Mitchell left guard to LAC 44 for 9 yards (D.Alford; M.Hairston).	
	Timeout #1 by LAC at 00:11.	
2-1-LAC 44	(:11) (Shotgun) J.Herbert pass incomplete deep left to K.Vidal [B.Chubb].	
3-1-LAC 44	(:04) (Shotgun) J.Herbert pass short right to Q.Johnston pushed ob at BUF 35 for 21 yards (D.Hamlin).	P10

END OF QUARTER		**Time Poss**	**First Downs**				**Efficiencies**	
	Score		**R**	**P**	**X**	**T**	**3 Down**	**4 Down**
Los Angeles Chargers	**10**	**6:40**	**1**	**4**	**0**	**5**	**2/4**	**0/0**
Buffalo Bills	**10**	**8:20**	**2**	**6**	**0**	**8**	**3/4**	**0/0**

Play By Play

Third Quarter

9/27/2026

LAC elects to Receive, and BUF elects to defend the East goal.

T.Bass kicks 61 yards from BUF 35 to LAC 4. K.Mitchell to LAC 28 for 24 yards (J.Andreessen; S.Franklin).

Los Angeles Chargers at 15:00, (1st play from scrimmage 14:54)

1-10-LAC 28	(14:54) O.Hampton left guard to LAC 34 for 6 yards (L.Jackson; B.Chubb).	
2-4-LAC 34	(14:18) K.Mitchell left end to LAC 37 for 3 yards (D.Williams).	
3-1-LAC 37	(13:41) J.Herbert up the middle to LAC 38 for 1 yard (D.Carter).	R11
	** Injury Update: LAC-D.Jackson is Out of the game.	
1-10-LAC 38	(13:06) T.Burke reported in as eligible. O.Hampton right tackle to LAC 40 for 2 yards (L.Jackson; D.Carter).	
2-8-LAC 40	(12:27) (Shotgun) J.Herbert pass short right to L.McConkey to BUF 49 for 11 yards (C.Bishop).	P12
1-10-BUF 49	(11:46) J.Herbert pass deep right to T.Harris to BUF 20 for 29 yards (C.Benford) [G.Rousseau].	P13
	Penalty on BUF-E.Oliver, Defensive Offside, declined.	
1-10-BUF 20	(11:30) T.Burke reported in as eligible. O.Hampton up the middle to BUF 16 for 4 yards (D.Williams; G.Gaines).	
2-6-BUF 16	(10:52) (Shotgun) L.McConkey left end to BUF 18 for -2 yards (D.Williams).	
	PENALTY on LAC-O.Gadsden, Illegal Block Above the Waist, 10 yards, enforced at BUF 16 - No Play.	
2-16-BUF 26	(10:26) (Shotgun) J.Herbert scrambles right tackle to BUF 17 for 9 yards (T.Bernard).	
	PENALTY on LAC-J.Alt, Offensive Holding, 10 yards, enforced at BUF 26 - No Play.	
2-26-BUF 36	(10:08) (Shotgun) K.Mitchell right end pushed ob at BUF 25 for 11 yards (E.Oliver).	
3-15-BUF 25	(9:31) (Shotgun) J.Herbert pass deep left to L.McConkey ran ob at BUF 6 for 19 yards [B.Chubb].	P14
1-6-BUF 6	(9:00) (Shotgun) J.Herbert pass short right intended for O.Gadsden INTERCEPTED by C.Gardner-Johnson at BUF -8. Touchback.	
	PENALTY on BUF-C.Benford, Defensive Holding, 3 yards, enforced at BUF 6 - No Play.	X15
1-3-BUF 3	(8:54) O.Hampton up the middle to BUF 1 for 2 yards (C.Bishop; L.Jackson).	
2-1-BUF 1	*(8:19) PENALTY on LAC-H.Rucci, False Start, 5 yards, enforced at BUF 1 - No Play.*	
2-6-BUF 6	(8:00) (Shotgun) J.Herbert pass short right to T.Harris to BUF 6 for no gain (D.Williams).	
3-6-BUF 6	*(7:13) (Shotgun) PENALTY on LAC-C.Strange, False Start, 5 yards, enforced at BUF 6 - No Play.*	
3-11-BUF 11	(7:00) (Shotgun) J.Herbert pass short left to T.Harris to BUF 3 for 8 yards (C.Gardner-Johnson; D.Alford).	
4-3-BUF 3	**(6:15) C.Dicker 21 yard field goal is GOOD, Center-J.Harris, Holder-J.Scott.**	

Timeout at 06:12.

LAC 13 BUF 10, 13 plays, 69 yards, 1 penalty, 8:48 drive, 8:48 elapsed

C.Dicker kicks 65 yards from LAC 35 to end zone, Touchback to the BUF 35.

Buffalo Bills at 6:12

1-10-BUF 35	(6:12) J.Cook left tackle ran ob at 50 for 15 yards (T.Jefferson).	R11
1-10-50	(5:36) J.Cook right guard to LAC 48 for 2 yards (D.Henley; D.Phillips).	
2-8-LAC 48	(4:58) J.Allen pass short middle to D.Knox to LAC 43 for 5 yards (D.Phillips).	
3-3-LAC 43	*(4:21) (Shotgun) PENALTY on BUF-S.Brown, False Start, 5 yards, enforced at LAC 43 - No Play.*	
3-8-LAC 48	(4:00) (Shotgun) J.Allen pass short middle to D.Kincaid to LAC 24 for 24 yards (T.Still; G.Smith). FUMBLES (T.Still), RECOVERED by LAC-T.Jefferson at LAC 17.	

Timeout at 03:50.

Los Angeles Chargers at 3:50

1-10-LAC 17	(3:50) O.Hampton up the middle to LAC 20 for 3 yards (T.Bernard; G.Rousseau).	
2-7-LAC 20	(3:16) (Shotgun) O.Hampton left guard to LAC 30 for 10 yards (C.Gardner-Johnson).	R16
1-10-LAC 30	(2:38) (Shotgun) K.Mitchell up the middle to LAC 35 for 5 yards (D.Igbinosun; G.Rousseau). BUF-C.Benford was injured during the play.	

Timeout at 02:25.

2-5-LAC 35	*(2:15) (Shotgun) PENALTY on LAC-C.Strange, False Start, 5 yards, enforced at LAC 35 - No Play.*	
2-10-LAC 30	(1:56) (Shotgun) J.Herbert pass incomplete deep right to Q.Johnston (D.Igbinosun).	
3-10-LAC 30	(1:52) (Shotgun) J.Herbert pass incomplete short left to O.Gadsden (D.Walker, D.Alford).	
	** Injury Update: BUF-C.Benford return is Questionable.	
4-10-LAC 30	(1:44) J.Scott punts 45 yards to BUF 25, Center-J.Harris, out of bounds.	

Timeout at 01:36.

Buffalo Bills at 1:36

1-10-BUF 25	(1:36) J.Allen pass short left to D.Moore to BUF 37 for 12 yards (G.Smith).	P12
1-10-BUF 37	(:56) J.Cook left guard to BUF 38 for 1 yard (C.Hart; D.Henley).	

Los Angeles Chargers vs Buffalo Bills at Highmark Stadium

2-9-BUF 38 (:18) (Shotgun) J.Allen sacked at BUF 34 for -4 yards (A.Mesidor).

END OF QUARTER		**Time Poss**	**First Downs**				**Efficiencies**	
	Score		**R**	**P**	**X**	**T**	**3 Down**	**4 Down**
Los Angeles Chargers	**13**	**11:02**	**2**	**3**	**1**	**6**	**2/4**	**0/0**
Buffalo Bills	**10**	**3:58**	**1**	**1**	**0**	**2**	**0/1**	**0/0**

Play By Play

Fourth Quarter

9/27/2026

Buffalo Bills continued.

3-13-BUF 34	(15:00) (Shotgun) J.Allen sacked at BUF 28 for -6 yards (K.Mack). Los Angeles Chargers challenged the passer was down by contact ruling, and the play was REVERSED. (Shotgun) J.Allen sacked at BUF 28 for -6 yards (K.Mack). FUMBLES (K.Mack) [K.Mack], RECOVERED by LAC-D.Henley at BUF 28. Fumble Forced by 0-D.Henley.	

Los Angeles Chargers at 14:52

1-10-BUF 28	(14:52) (Shotgun) J.Herbert pass short right to K.Mitchell pushed ob at BUF 28 for no gain (D.Igbinosun).	
2-10-BUF 28	(14:20) (Shotgun) J.Herbert pass short right to A.Ingold to BUF 23 for 5 yards (D.Williams).	
3-5-BUF 23	(13:38) (Shotgun) J.Herbert pass deep middle intended for M.Valdes-Scantling INTERCEPTED by C.Gardner-Johnson at BUF 1. C.Gardner-Johnson to BUF 42 for 41 yards (J.Alt).	

Timeout at 13:25.

Buffalo Bills at 13:25

1-10-BUF 42	(13:25) J.Cook up the middle to BUF 47 for 5 yards (T.Dye; G.Smith).	
2-5-BUF 47	(12:48) J.Allen pass incomplete deep left to J.Hawes.	
3-5-BUF 47	(12:41) (Shotgun) J.Allen pass short left to K.Shakir to LAC 47 for 6 yards (T.Dye).	P13
1-10-LAC 47	(12:04) (Shotgun) J.Allen left guard to LAC 43 for 4 yards (D.Henley).	
2-6-LAC 43	(11:26) (Shotgun) J.Allen pass incomplete short middle to K.Shakir (T.Dye).	
3-6-LAC 43	(11:23) (Shotgun) J.Allen pass incomplete short left to D.Moore.	
4-6-LAC 43	(11:15) (Shotgun) J.Allen pass short left to T.Johnson for 43 yards, TOUCHDOWN NULLIFIED by Penalty [J.Eboigbe].	P14
	PENALTY on BUF-D.Knox, Offensive Holding, 10 yards, enforced at LAC 14.	
1-10-LAC 24	(11:04) J.Cook left guard to LAC 20 for 4 yards (N.Barrett).	
2-6-LAC 20	(10:30) (Shotgun) J.Allen scrambles up the middle to LAC 4 for 16 yards (D.Henley).	
	PENALTY on BUF-D.Dawkins, Offensive Holding, 10 yards, enforced at LAC 20 - No Play.	
2-16-LAC 30	(10:00) (Shotgun) J.Allen pass short right to R.Davis to LAC 30 for no gain (D.James).	
	PENALTY on BUF-A.Anderson, Offensive Holding, 10 yards, enforced at LAC 30 - No Play.	
2-26-LAC 40	(9:36) (Shotgun) J.Allen scrambles right end to LAC 32 for 8 yards (A.Mesidor; C.Hart). FUMBLES (A.Mesidor), RECOVERED by LAC-T.Tuipulotu at LAC 27.	
	PENALTY on LAC-R.Shelley, Defensive Holding, 5 yards, enforced at LAC 40 - No Play.	X15
	The Replay Official reviewed the runner was not down by contact ruling, and the play was REVERSED. (Shotgun) J.Allen scrambles right end to LAC 32 for 8 yards (C.Hart; A.Mesidor).	
	PENALTY on LAC-R.Shelley, Defensive Holding, 5 yards, enforced at LAC 32.	
1-10-LAC 27	(9:13) J.Cook up the middle to LAC 16 for 11 yards (D.Henley; T.Dye).	R16
1-10-LAC 16	(8:44) (No Huddle) J.Cook right tackle to LAC 5 for 11 yards (N.Barrett; G.Smith).	R17
1-5-LAC 5	(8:15) (No Huddle) J.Cook left tackle to LAC 1 for 4 yards (T.Dye).	
2-1-LAC 1	**(7:37) J.Allen left guard for 1 yard, TOUCHDOWN.**	R18
	T.Bass extra point is GOOD, Center-R.Ferguson, Holder-T.Doman.	

Timeout at 07:35.

LAC 13 BUF 17, 13 plays, 58 yards, 1 penalty, 5:50 drive, 7:25 elapsed

T.Bass kicks 62 yards from BUF 35 to LAC 3. K.Vidal to LAC 33 for 30 yards (S.Franklin).

** Injury Update: BUF-C.Benford is Out of the game.

Los Angeles Chargers at 7:35, (1st play from scrimmage 7:29)

1-10-LAC 33	(7:29) (Shotgun) J.Herbert pass incomplete short right to L.McConkey (D.Walker).	
	PENALTY on BUF-C.Gardner-Johnson, Defensive Offside, 5 yards, enforced at LAC 33 - No Play.	
1-5-LAC 38	(7:25) O.Hampton right guard to LAC 45 for 7 yards (C.Gardner-Johnson; B.Chubb).	R17
1-10-LAC 45	(6:47) (Shotgun) J.Herbert scrambles right end to LAC 48 for 3 yards (D.Igbinosun; D.Walker).	
2-7-LAC 48	(6:02) (Shotgun) J.Herbert sacked at LAC 45 for -3 yards (G.Rousseau).	
3-10-LAC 45	(5:18) (Shotgun) J.Herbert pass incomplete short left to Q.Johnston.	
4-10-LAC 45	(5:14) (Shotgun) J.Herbert pass incomplete short right to K.Vidal [E.Oliver].	

Buffalo Bills at 5:08

1-10-LAC 45	(5:08) J.Cook right tackle to LAC 42 for 3 yards (T.Tuipulotu).	
2-7-LAC 42	(4:24) J.Cook right guard to LAC 19 for 23 yards (T.Still).	R19
1-10-LAC 19	(3:38) J.Allen sacked at LAC 26 for -7 yards (sack split by N.Barrett and T.Tuipulotu).	
	Timeout #1 by LAC at 03:30.	

2-17-LAC 26	(3:29) (Shotgun) J.Allen up the middle to LAC 19 for 7 yards (D.Henley; K.Mack).	
	Timeout #2 by LAC at 03:23.	
3-10-LAC 19	(3:23) (Shotgun) J.Allen pass short left to D.Moore pushed ob at LAC 3 for 16 yards (R.Shelley).	P20
1-3-LAC 3	**(3:16) J.Cook up the middle for 3 yards, TOUCHDOWN.**	R21
	T.Bass extra point is GOOD, Center-R.Ferguson, Holder-T.Doman.	

LAC 13 BUF 24, 6 plays, 45 yards, 1:55 drive, 11:47 elapsed

T.Bass kicks 65 yards from BUF 35 to LAC 0. D.Davis MUFFS catch, and recovers at LAC 2. D.Davis to LAC 31 for 29 yards (J.Andreessen; D.Hamlin).

PENALTY on LAC-H.Rucci, Offensive Holding, 10 yards, enforced at LAC 26.

Los Angeles Chargers at 3:13, (1st play from scrimmage 3:05)

1-10-LAC 16	(3:05) (Shotgun) J.Herbert pass deep right to T.Harris to LAC 39 for 23 yards (T.Bernard).	P18
1-10-LAC 39	(2:43) (No Huddle, Shotgun) J.Herbert pass short left to K.Vidal ran ob at BUF 47 for 14 yards (C.Gardner-Johnson).	P19
1-10-BUF 47	(2:36) (Shotgun) J.Herbert pass deep right to L.McConkey pushed ob at BUF 18 for 29 yards (T.Bernard).	P20
1-10-BUF 18	(2:28) (Shotgun) J.Herbert pass short right to T.Harris to BUF 15 for 3 yards (D.Igbinosun).	
2-7-BUF 15	(2:10) (No Huddle, Shotgun) J.Herbert sacked at BUF 18 for -3 yards (E.Oliver). FUMBLES (E.Oliver) [E.Oliver], RECOVERED by BUF-D.Alford at BUF 13. D.Alford for 87 yards, TOUCHDOWN. The Replay Official reviewed the fumble ruling, and the play was REVERSED. (No Huddle, Shotgun) J.Herbert pass incomplete short left [E.Oliver].	
3-7-BUF 15	(2:06) (Shotgun) J.Herbert pass incomplete short left to O.Gadsden.	

Two-Minute Warning

4-7-BUF 15	**(1:59) C.Dicker 33 yard field goal is GOOD, Center-J.Harris, Holder-J.Scott.**	

LAC 16 BUF 24, 7 plays, 69 yards, 1:17 drive, 13:04 elapsed

C.Dicker kicks onside 10 yards from LAC 35 to LAC 45. K.Coleman (didn't try to advance) to LAC 45 for no gain.

Buffalo Bills at 1:56, (1st play from scrimmage 1:55)

1-10-LAC 45	(1:55) J.Cook right guard to LAC 43 for 2 yards (D.James; K.Mack).	
	Timeout #3 by LAC at 01:50.	
2-8-LAC 43	(1:50) J.Cook left guard to LAC 41 for 2 yards (C.Hart).	
	Timeout #1 by BUF at 01:06.	
3-6-LAC 41	(1:06) J.Cook left guard to LAC 32 for 9 yards (R.Mickens).	R22
1-10-LAC 32	(:31) J.Allen kneels to LAC 33 for -1 yards.	

END OF QUARTER		**Time Poss**	**First Downs**				**Efficiencies**	
	Score		**R**	**P**	**X**	**T**	**3 Down**	**4 Down**
Los Angeles Chargers	**16**	**5:11**	**1**	**3**	**0**	**4**	**0/3**	**0/1**
Buffalo Bills	**24**	**9:49**	**6**	**3**	**1**	**10**	**3/5**	**1/1**

Miscellaneous Statistics Report

Los Angeles Chargers vs Buffalo Bills
9/27/2026 at Highmark Stadium

Ten Longest Plays for Los Angeles Chargers

Yards	Qtr	Play Start	Play Description
29	3	1-10-BUF 49	(11:46) J.Herbert pass deep right to T.Harris to BUF 20 for 29 yards (C.Benford) [G.Rousseau]. Penalty on BUF-E.Oliver, Defensive Offside, declined.
29	4	1-10-BUF 47	(2:36) (Shotgun) J.Herbert pass deep right to L.McConkey pushed ob at BUF 18 for 29 yards (T.Bernard).
25	2	2-3-LAC 17	(14:21) J.Herbert pass short right to A.Ingold to LAC 42 for 25 yards (K.Elarms-Orr; D.Williams).
23	4	1-10-LAC 16	(3:05) (Shotgun) J.Herbert pass deep right to T.Harris to LAC 39 for 23 yards (T.Bernard).
21	1	2-8-BUF 41	(2:51) (Shotgun) J.Herbert pass short right to Q.Johnston to BUF 35 for 6 yards (C.Bishop). PENALTY on BUF-G.Rousseau, Roughing the Passer, 15 yards, enforced at BUF 35.
21	2	3-1-LAC 44	(:04) (Shotgun) J.Herbert pass short right to Q.Johnston pushed ob at BUF 35 for 21 yards (D.Hamlin).
19	3	3-15-BUF 25	(9:31) (Shotgun) J.Herbert pass deep left to L.McConkey ran ob at BUF 6 for 19 yards [B.Chubb].
17	2	1-10-LAC 32	(5:56) K.Mitchell left end ran ob at LAC 49 for 17 yards (L.Jackson). BUF-C.Gardner-Johnson was injured during the play.
14	4	1-10-LAC 39	(2:43) (No Huddle, Shotgun) J.Herbert pass short left to K.Vidal ran ob at BUF 47 for 14 yards (C.Gardner-Johnson).
13	2	3-12-LAC 40	(12:54) (Shotgun) J.Herbert pass short left to T.Harris to BUF 47 for 13 yards (D.Igbinosun; T.Bernard). Penalty on BUF-B.Chubb, Defensive Offside, declined.

Ten Longest Plays for Buffalo Bills

Yards	Qtr	Play Start	Play Description
37	2	1-10-LAC 38	(:26) (No Huddle, Shotgun) J.Allen pass deep right to K.Coleman to LAC 1 for 37 yards (R.Shelley).
23	4	2-7-LAC 42	(4:24) J.Cook right guard to LAC 19 for 23 yards (T.Still).
19	4	4-6-LAC 43	(11:15) (Shotgun) J.Allen pass short left to T.Johnson for 43 yards, TOUCHDOWN NULLIFIED by Penalty [J.Eboigbe].
16	2	3-6-LAC 27	(7:06) (Shotgun) J.Allen pass short right to T.Johnson ran ob at LAC 11 for 16 yards (G.Smith). LAC-J.Eboigbe was injured
16	4	3-10-LAC 19	(3:23) (Shotgun) J.Allen pass short left to D.Moore pushed ob at LAC 3 for 16 yards (R.Shelley).
15	2	1-10-LAC 46	(9:06) J.Cook up the middle to LAC 31 for 15 yards (T.Jefferson).
15	3	1-10-BUF 35	(6:12) J.Cook left tackle ran ob at 50 for 15 yards (T.Jefferson).
14	2	2-5-BUF 40	(9:48) J.Allen pass short middle to D.Kincaid to LAC 46 for 14 yards (D.Henley).
13	2	3-4-BUF 26	(2:47) (Shotgun) J.Allen pass short middle to D.Moore to BUF 39 for 13 yards (D.Henley). ** Injury Update: LAC-J.Eboigbe
13	4	2-26-LAC 40	(9:36) (Shotgun) J.Allen scrambles right end to LAC 32 for 8 yards (A.Mesidor; C.Hart). FUMBLES (A.Mesidor), RECOVERED

Touchdown Scoring Information		Offense	Defense	Special Teams
VISITOR	Los Angeles Chargers	1	0	0
HOME	Buffalo Bills	3	0	0

Player Scoring Information

Club	Player	TD	Rush TD	Rec TD	KO TD	Punt TD	Int TD	Fum TD	Misc TD	FG	XP	2Pt Rush	2Pt Rec	Sfty	Points
LAC	C.Dicker	0	0	0	0	0	0	0	0	3	1	0	0	0	10
LAC	K.Mitchell	0	0	1	0	0	0	0	0	0	0	0	0	0	6
BUF	J.Allen	0	2	0	0	0	0	0	0	0	0	0	0	0	12
BUF	J.Cook	0	1	0	0	0	0	0	0	0	0	0	0	0	6
BUF	T.Bass	0	0	0	0	0	0	0	0	1	3	0	0	0	6

Possession Detail	First Half		Second Half		Game	
	Visitor	Home	Visitor	Home	Visitor	Home
Largest Lead	10	0	3	11	10	11
Drives Leading	4	0	2	2	6	2
Time of Possession Leading	10:42	0:00	3:41	3:51	14:23	3:51
Largest Deficit	0	-10	-11	-3	-11	-10
Drives Trailing	0	5	2	3	2	8
Time of Possession Trailing	0:00	14:35	3:44	9:56	3:44	24:31
Times Score Tied Up		1		0		1
Lead Changes		1		2		3

Playtime Percentage

Percent of playtime per player on offense, defense and special teams (Unofficial)

Los Angeles Chargers

		Offense		Defense		Special Teams	
C.Strange	G	69	100%			5	22%
J.Alt	T	69	100%			5	22%
J.Slaughter	OL	69	100%			5	22%
R.Slater	T	69	100%			5	22%
T.Penning	OL	69	100%			5	22%
J.Herbert	QB	69	100%				
L.McConkey	WR	61	88%				
Q.Johnston	WR	60	87%				
T.Harris	WR	40	58%				
O.Gadsden	TE	39	57%			1	4%
A.Ingold	FB	31	45%			8	35%
O.Hampton	RB	29	42%				
H.Rucci	TE	28	41%			5	22%
K.Mitchell	RB	26	38%			4	17%
K.Vidal	RB	17	25%			6	26%
T.Burke	T	9	13%			5	22%
M.Valdes-Scantling	WR	3	4%				
P.Herbert	TE	1	1%			6	26%
D.Davis	WR	1	1%			4	17%
D.James	S			66	100%		
T.Still	CB			63	95%	4	17%
D.Henley	LB			58	88%		
C.Hart	CB			56	85%	6	26%
T.Tuipulotu	LB			54	82%	4	17%
K.Mack	LB			49	74%		
G.Smith	S			42	64%	17	74%
J.Eboigbe	DL			41	62%	9	39%
J.Caldwell	DL			38	58%	4	17%
T.Jefferson	S			37	56%	8	35%
T.Tart	DL			36	55%		
A.Mesidor	LB			35	53%	6	26%
R.Mickens	S			33	50%	4	17%
D.Phillips	LB			31	47%	8	35%
T.Dye	LB			24	36%	18	78%
N.Barrett	DL			18	27%	4	17%
D.Jackson	CB			18	27%		
B.Dupree	LB			16	24%	8	35%
R.Shelley	CB			11	17%		
C.Murphy	LB					16	70%
M.Wax	LB					14	61%
K.Williamson	S					14	61%
D.Leonard	DB					13	57%
C.Dicker	K					10	43%
J.Harris	LS					8	35%
J.Scott	P					8	35%

Buffalo Bills

		Offense		Defense		Special Teams	
A.Anderson	C/G	66	100%			4	17%
D.Dawkins	T	66	100%			4	17%
O.Torrence	G	66	100%			4	17%
S.Brown	T	66	100%			4	17%
C.McGovern	C/G	66	100%				
J.Allen	QB	66	100%				
K.Shakir	WR	48	73%			1	4%
D.Knox	TE	46	70%			1	4%
D.Kincaid	TE	44	67%				
J.Cook	RB	44	67%				
D.Moore	WR	42	64%				
K.Coleman	WR	32	48%			1	4%
J.Hawes	TE	25	38%			6	26%
J.Palmer	WR	21	32%				
T.Johnson	RB	15	23%			1	4%
G.Dortch	WR	5	8%			7	30%
R.Davis	RB	5	8%			5	22%
K.Latu	TE	3	5%			13	57%
C.Bishop	S			69	100%	5	22%
C.Gardner-Johnson	S			68	99%		
T.Bernard	LB			64	93%		
M.Hairston	CB			56	81%	6	26%
G.Rousseau	LB			56	81%	5	22%
B.Chubb	LB			56	81%		
D.Williams	LB			52	75%	7	30%
C.Benford	CB			52	75%		
D.Walker	DL			48	70%	8	35%
D.Alford	CB			36	52%	8	35%
D.Carter	DL			33	48%	1	4%
D.Igbinosun	CB			30	43%	8	35%
E.Oliver	DL			28	41%		
L.Jackson	DL			26	38%	9	39%
M.Hoecht	LB			24	35%	15	65%
G.Gaines	DL			22	32%	5	22%
D.Hamlin	S			14	20%	11	48%
K.Elarms-Orr	LB			9	13%	12	52%
T.Parker	LB			9	13%	12	52%
J.Solomon	LB			6	9%	13	57%
J.Andreessen	LB					19	83%
S.Franklin	DB					18	78%
T.Couch	DB					13	57%
T.Bass	K					9	39%
R.Ferguson	LS					5	22%
T.Doman	P					5	22%

L.Taylor	G	5	22%	L.Cushenberry	C	4	17%
				A.Corbett	G/C	4	17%

FEATURE STORIES

TABLE OF CONTENTS

Los Angeles Chargers 2
Chargers Impact Fund Unveils Donation to Lulu's Place in Partnership with TGR Foundation 2
Chargers Social Club – a New Women's Membership Community Blending Football, Culture and Impact – Officially Launches 2
Jim Harbaugh 4
The many quirks of Jim Harbaugh: From saving a life to saving his pants 4
Jim Harbaugh's coaching evolution, from NCAA to the NFL 6
Mike McDaniel 8
Mike McDaniel embracing life as the screen-averse sneakerhead guiding Justin Herbert 8
Mike McDaniel wants to help Justin Herbert to reach his full potential in his Chargers offense 8
Chargers' Mike McDaniel lays out vision for Justin Herbert: 'Be elite at everything' 9
Chris O'Leary 11
New Chargers DC Chris O'Leary is the first branch of Jesse Minter's coaching tree 11
Max McCaffery 13
Chargers assistant coach Max McCaffrey is making a name for himself 13
Omarion Hampton 14
'Nobody wants to tackle that guy.' Chargers' Omarion Hampton is primed for a breakout 14
Justin Herbert 14
From the ER to end zone: Inside Justin Herbert's L.A. life with his brothers 14
Alec Ingold 15
An NFL player thought he knew pressure. Then his mentor was diagnosed with cancer. 15
Alec Ingold Inducted into Jason Taylor Community Hall of Fame For Impactful Work 16
Derwin James Jr. 17
For Derwin James Jr. and the Chargers, winning over L.A. starts with playoff success 17
Chargers didn't just pay Derwin James the player — they rewarded the man 18
Tony Jefferson 19
'Unc' Gets His Day: Chargers safety Tony Jefferson Honored by Chula Vista 19
Khalil Mack 19
Chargers veteran Khalil Mack continues to chase his football dreams 19
Akheem Mesidor 20
Chargers rookie Akheem Mesidor paving way for Ottawa NFL players 20
The Inside Story of How the Chargers Drafted Akheem Mesidor 22
Jake Slaughter 24
'One of the smartest rookies': Starting center Jake Slaughter winning Chargers' trust 24

Los Angeles Chargers

Chargers Impact Fund Unveils Donation to Lulu's Place in Partnership with TGR Foundation

Eric Smith
Chargers.com
February 18, 2026

The legacy of Alex and Faye Spanos' generosity continues to live on.

The Chargers on Wednesday announced a $2.5 million gift from the Chargers Impact Fund in a partnership with Lulu's Place and the TGR Foundation.

The monetary gift will benefit Lulu's Place — a state-of-the-art center for youth focused on academic, athletic and wellness programs for underserved youth in Los Angeles — and also aid construction of the Alex and Faye Spanos Legacy Field.

"Children are our future, and its incumbent upon us to provide them with as many avenues to succeed as humanly possible," said Chargers Owner and Chairman of the Board of the Chargers Impact Fund Dean Spanos. "My parents instilled that fundamental belief in their children and grandchildren, not merely through words but also through action.

"Alex and Faye Spanos were prolific philanthropists who believed in giving back to the community that supported them," Spanos added. "Today we celebrate their legacy of giving, we celebrate the community that supports us and we celebrate the youth who will help lead our generation, and the generations to come, boldly into that future."

The $2.5 million contribution is the Chargers Impact Fund's largest single investment to date.

Lulu's Place, a 34-acre academic and athletic campus funded entirely through private donations, is slated to open in May of 2027 in Westchester near LAX.

The transformational project features a partnership with the Chargers and the TGR Foundation that will impact youth in multiple avenues, including in the classroom with comprehensive science, technology, engineering, arts, and math (STEAM) educational programming.

Lulu's Place will also unveil a new sports-themed career readiness curriculum, exposing students to diverse career pathways within the sports industry.

"This partnership shows what's possible when you combine the power of education and sports. When kids are exposed to careers aligned with their passions they are inspired to dream big. Then providing opportunities to learn alongside leaders in their community empowers them to reach those dreams. What we're creating with the Chargers and our partners at Lulu's Place will be truly special for young people across LA and beyond." said Tiger Woods, founder of TGR Foundation.

The Impact Fund's multi-million dollar gift will also lead to the creation of the Alex and Faye Spanos Legacy Field, which will support Chargers youth football initiatives – including the Snoop & Housh Flag Football League, Snoop Youth Football League and Girls Flag Football.

Adriana Cox, the Special Advisor for the Chargers Impact Fund, said she is filled with immense pride at her grandparents' lasting impact.

"The vision for the Alex and Faye Legacy Field is really about community," Cox said. "It's an opportunity for families and youth to come together and it's a place that hopefully fills them with joy, kindness and a sense of belonging."

Heather Birdsall, the Chargers Vice President of Community Relations, added: "Youth sports is the cornerstone of how we give back in the community. It's incredibly important for us to be a part of this. We see it all the time on Sundays, but this is a chance to have something in the community that's going to bring neighbors together."

The historic collaboration was unveiled Wednesday at a special Careers in Sports Media event for local youth during The Genesis Invitational, hosted by TGR Foundation at Riviera Country Club in Pacific Palisades.

Lulu's Place is rooted in the passion and generosity of Carol "Lulu" Kimmelman, a Southern California native, former public elementary school teacher and lifelong tennis player who passed away in 2017 after a courageous battle with ovarian cancer.

"We are deeply grateful for the Chargers Impact Fund's transformative investment in Lulu's Place, our partnership with TGR Foundation, and their shared commitment to changing lives through athletics and education," said Doug Kimmelman, Carol's husband and the founder of Lulu's Place. "The Alex & Faye Spanos Legacy Field will become a beacon of opportunity for young people in our underserved communities.

"This project was created in memory of my late wife, Carol, a proud LAUSD educator and lifelong tennis player, who dreamed of creating a place where youth could develop not just as athletes, but as students, leaders, and engaged citizens. This partnership brings us closer to realizing that vision every single day," Kimmelman added.

Carol Kimmelman was an accomplished tennis player and won the 1983 NCAA women's team title with USC. She later became a schoolteacher at Raymond Avenue Elementary School in South Central Los Angeles.

Carol Kimmelman passed away in January 2017 after a courageous battle with ovarian cancer at the age of 53.

Her family decided to spearhead the Lulu's Place project soon after her passing.

"She was such a strong woman, a strong personality, such a force of good with everyone around her that it was important to us to honor that legacy and to hit on the things that were important to her in her life," Doug Kimmelman said.

He later added: "It had to be LA. She's from here, loved everything about LA, loved the kids of LA."

In just over 12 months, Lulu's Place will begin to impact thousands of kids each year.

Just as Alex and Faye Spanos envisioned.

"I call it the gold standard — the Spanos family — their values so aligned with our values of what they are trying to like impact youth and so it was a perfect alignment," Doug Kimmelman said.

"To take a large chunk of our campus and have flag football and have the Chargers associated with it and get kids active and healthy and moving and giving back, we just clicked almost immediately," Kimmelman added.

Cox added: "We couldn't be prouder and we're so happy to be able to show up for our community in kind of a symbolic way with this field."

Chargers Social Club – a New Women's Membership Community Blending Football, Culture and Impact – Officially Launches

Chargers Communications
Chargers.com
March 23, 2026

The first-of-its-kind membership community is designed to bring women closer to the game…and to each other

The Los Angeles Chargers today officially announced the organization's new Chargers Social Club, a lifestyle membership community for women that blends football, culture and impact.

Members of the Chargers Social Club will be introduced to the team's traditions, culture and defining moments while gaining exclusive access to members-only events, watch parties and unique behind-the-scenes experiences. Designed to create a welcoming environment where learning the game feels natural, the Club aims to make the excitement of football more fun and approachable through the bonds created amongst its members.

Going beyond gatherings centered around Chargers football and fandom, this new community is ultimately about building a lifestyle reflective of the culture of women who are shaping their communities every day — from their impact in sport, style and music to entertainment, technology and the rhythms of everyday life in Los Angeles. It is a space where women see themselves not on the sidelines, but as part of the story.

"We're creating a fun, welcoming environment with the Chargers Social Club where women can not only dive into the excitement of football but it's also a space where they can connect and have fun while making a real impact in our communities," said Megan Bell, Chargers Senior Vice President, Consumer Revenue & Insights. "It's about friendship, learning the game, and celebrating everything that makes us unique.

Programming for the Chargers Social Club will feature mixers, meetups, fitness events, exclusive content, cultural experiences, speaker sessions, workshops, and philanthropic initiatives. The inaugural event took place this last week at The Bolt, where over 150 women from Southern California gathered at the Chargers training facility to assemble confidence kits for middle school girls' flag football players, participate in on-field skills and drills, and enjoy social hour on the terrace overlooking the fields while sampling food from local establishments.

With the Chargers organization serving as a primary driver in establishing girl's flag as a CIF sanctioned high school sport in California, sponsoring the "Conquer Chargers" girl's club and hosting major tournaments like the "Girls' Flag Invitational," the team's deep commitment to the growth of girls' flag football is a major component of the Chargers Social Club.

By helping open doors for young female athletes to build confidence, leadership and community through the game of football, the Chargers Social Club reinforces the organization's commitment to creating opportunities that extend far beyond the final whistle.

For more information on the Chargers Social Club, visit www.chargers.com/social-club/ or follow @ChargersSocialClub on Instagram.

Jim Harbaugh

The many quirks of Jim Harbaugh: From saving a life to saving his pants

Daniel Popper, Daniel Brown, Michael Silver, Matt Barrows, Nick Baumgardner and Austin Meek
The Athletic
September 15, 2025

Jim Harbaugh's life plan has always been pretty simple.

He detailed it succinctly in February 2024 while standing on a theater stage inside SoFi Stadium. That day, Harbaugh was introduced as head coach of the Los Angeles Chargers, a team he had quarterbacked in the twilight seasons of his 14-year NFL playing career. Harbaugh was reminiscing about his playing days in San Diego, and he provided a window into his mentality.

"I'm going to play as long as I can," Harbaugh remembers thinking, "then coach, then die."

Harbaugh played until he was 38 years old, from Palo Alto High School to the University of Michigan to the Chicago Bears, Indianapolis Colts, Baltimore Ravens, Chargers and, in 2001, the Carolina Panthers. He transitioned into Phase 2 right away. In 2002, he joined the Oakland Raiders staff as Al Davis' quarterbacks coach. It was Harbaugh's first coaching job. He made $50,000 a year. Harbaugh spent two years with the Raiders, whom the Chargers face in Las Vegas on Monday night. He compared his Raiders years to "working on a master's degree or a PhD" in football.

Harbaugh's coaching career is now in its 24th season. As he always hoped, his life has been devoted to football. The plan is simple to speak. The process of living out that plan has been anything but.

That is because Harbaugh is one of one, a unique and authentic character who has left a mountain of unique and authentic stories in his wake.

Here are some of those stories.

'I was wetting my pants … Jim was just laughing at them'

If the whole football thing hadn't worked out, Harbaugh would have fit well with the rugged NBA of the 1990s. He averaged about 20 points and 10 rebounds and flashed his "Bad Boy" potential as a high school hoopster willing to fight an entire opposing crowd.

Consider the melee at a road game in 1982, when tensions ran high from the moment Palo Alto High arrived. A menacing throng at Santa Clara High gave Harbaugh and company a hostile welcome as players stepped out of the team bus.

David Feldman, a prep teammate of Harbaugh's who grew up to become an ESPN broadcaster, remembers the reception well.

"I was wetting my pants," he said, "and Jim was just laughing at them."

Soon after tipoff, there were so many cheap shots and hard fouls that Jack Harbaugh — Jim's father and Stanford's defensive coordinator at the time — approached the opposing coach with a warning: Get this under control or you're going to have a problem.

But things continued to unravel. And when a blindside elbow knocked a Palo Alto player to the hardwood, the player sprang up ready to throw haymakers. From there, it was on. Fans ran down from the stands eager to join the saloon-style brawl, including a quartet of angry strangers making a beeline for Jim Harbaugh.

"Just mayhem,'' Harbaugh told me in 2012. "I remember being backed into the wall on the baseline. There were four people there — not players, but people who had come out of the stands. They were all coming at me (with raised fists). And I'm squared up getting ready to defend myself and throw."

But Jack Harbaugh, as promised, was at the ready.

"My dad comes in — whoosh! — just like that and cleared everybody out like a wrecking ball,'' Jim said. "It was like a superhero moment. Jack Harbaugh, legendary status." — Daniel Brown, staff writer / editor

'Mike Tyson came roaring out'

A few hours remained before the ball would drop at Times Square, but across the country, as 1995's last gasp played out in a since-demolished stadium, Jim Harbaugh was getting a jump start on the happiest new year of them all.

Harbaugh, at 32, had found new life with the Indianapolis Colts after some tumultuous years with the Chicago Bears and was in the process of reinventing himself as "Captain Comeback." Having just quarterbacked the underdog Colts to a first-round playoff upset of the San Diego Chargers, Harbaugh couldn't stop smiling when I saw him after the game in the visitors' locker room at Qualcomm Stadium.

"I've never had so much fun," Harbaugh said. "Good stuff like this never happens to me. I'm just so lucky to be able to play football, and I'm enjoying every moment."

Two weeks later, after another shocking road playoff upset (over the Kansas City Chiefs), I traveled to Pittsburgh for Sports Illustrated and saw Captain Comeback add to his legend. Trailing the favored Steelers by four points in the final minutes of the AFC Championship Game, Harbaugh habitually bought time by scrambling away from defenders, fired a clutch fourth-down completion, dislocated the index finger on his throwing hand, popped it back into place between plays and reached the Pittsburgh 29-yard-line with six seconds to go. He then unleashed a glorious Hail Mary that hung between three Steelers defenders — and came within inches of ending up in the hands of Colts receiver Aaron Bailey.

The storybook ending didn't quite happen, but Harbaugh's defiant grin remained. Afterward, citing a recent heavyweight title matchup between an indomitable champion and an overmatched opponent, Harbaugh lauded the way his teammates had silenced their skeptics by taking the fight to the home team: "A lot of people expected Peter McNeeley," he said proudly. "But Mike Tyson came roaring out of the locker room." — Michael Silver, NFL senior writer

'We got laaaaaahts of peanut butter'

My first real interaction with Jim Harbaugh came during his first year coaching at Stanford. His brother-in-law, Tom Crean, had become a huge advocate for my recruiting book, "Meat Market," that had just been published. Crean was the basketball coach at Marquette at the time and reached out to me through a colleague of mine at ESPN, Pat Forde. Crean ended up helping me promote the book even more than the publisher did.

At one point, he suggested I go up to Stanford and spend some time with Jim and his staff. I set it up with someone I think Tom connected me to at Stanford.

I got up there for spring ball. When I walked into the staff room, Jim didn't seem to recall that I was coming. Or know who I was. After a few minutes of me explaining my visit, Harbaugh had this look on his face. It's that same expression that some of his co-workers later told me they've referred to as the "Shark" — this kind of blank stare with his mouth slightly agape.

I suspect because he heard that Tom had told me to come, Jim tried to be hospitable. He walked me over to their kitchenette area and asked if I like peanut butter. (I do.)

"We got laaaaaahts of peanut butter," he said, opening up a cabinet where they had some Costco-sized vats of it. He motioned over to a few loaves of white bread.

"Make as much as you like."

'He just saved my life'

Some vintage Harbaugh moments came at the Holiday Inn in Boardman, Ohio, in 2011, Harbaugh's first year with the San Francisco 49ers. The 49ers were staying there — it's right outside the team owners' hometown of Youngstown — between games in Cincinnati and Philadelphia.

The area wasn't exactly replete with resources. Harbaugh even held a walk-through practice in the hotel's parking lot, making sure to have the team buses help form a barrier between the team and any nosy citizens. Harbaugh, always, is in constant fear of enemy spies learning his plays and plans.

It was decidedly un-fancy and Harbaugh loved it.

"That big slab of cement even had lines and tall trees around it," he gushed at the time. "That was one of the finer walk-through spots I've been associated with."

The real action came during a team meal held in one of the hotel's crowded conference rooms. Steak was on the menu and guard Adam Snyder started choking on a piece.

"It's happened before where it just goes down the wrong pipe," Snyder recalled years later. "And panic sets in real quick. And when you're panicking, you're not breathing. There was something lodged in my throat. I couldn't even drink water."

Harbaugh was seated and in mid-conversation on the other side of the conference room.

He saw the commotion and immediately popped up and began making his way to his choking guard, pushing through groups of people and knocking aside tables like a Secret Service agent rushing to aid the president.

The other offensive linemen had risen to try to help Snyder, but Harbaugh pushed through them, too. Then he began beating on the 300-pound lineman's back.

"And it's like — boom! — he punches him in the back so hard you could hear it," tackle Joe Staley said.

Said Snyder: "He was just smacking the heck out of me, just smashing my back. At one point, he picked me up and it was like — blewp! — it went down (my throat). And it was, 'Oh my God! He just saved my life!'"

And as soon as the event was over? Harbaugh calmly walked back to where he was sitting and finished his meal, like it was something that happened every day.

"He pushed through guys to get to Adam and then he literally saved his life," center Daniel Kilgore said. "And then he just went back to his conversation." — Matt Barrows, 49ers beat writer

'Is Jim Kelly in town?'

Harbaugh once spoke to the San Jose State football team, which practices a few miles from the 49ers' facility. The college stadium is near my home, so I rushed over to get some offseason quotes. When I got there, I saw Harbaugh had a massive gash across his forehead.

I couldn't resist.

"Is Jim Kelly in town?" I asked, a reference to the former Buffalo Bills quarterback whom Harbaugh once punched — breaking his hand in the process — during a pregame production meeting after Kelly, then in broadcasting, had questioned his toughness on a pregame show.

"You're not the first person to say that this morning," Harbaugh replied. — Barrows

No sleep needed in Rome

I was actually on Harbaugh's flight to Italy when he took Michigan to Rome in 2017.

Michigan flew commercial and most of the team was on the one direct flight from Detroit, which got to Rome at around 8 a.m. local time. If Harbaugh wasn't the last person to board, he was in the final five. I walked off the 10-hour flight, six hours into a new time zone, barely able to stand. I don't know if Harbaugh slept more than a few minutes. Though when I saw him in the customs line, he looked exactly the same as he always does. His cap was straight, his shirt was tucked, his lip was packed and he was somehow effortlessly hauling the luggage of his entire family as if the previous 10 hours hadn't happened.

The players were exhausted. Harbaugh was invigorated. When he saw me, he didn't really say hello as much as he immediately went into a comment about something random I'd said on the radio he agreed with several weeks prior. Then, almost without blinking, he rounded up his family (toddler-heavy back then) and pulled up one of those side ropes toward the outside of the customs line. He told the whole crew to follow him and wandered off in search those lines that let people with kids through first. If that didn't exist, he'd make his own.

Waiting isn't his thing.

Nobody from the team went to a hotel after we landed. Harbaugh, his coaches and players immediately got on shuttles and drove to Villa Borghese — almost the direct middle of Rome — to eat in the park before spending the entire rest of that day walking the streets of the city. Still on zero sleep. He never slowed down. The players did! I did! He did not. Not even after tipping a street musician on a park bridge who had absolutely no idea who he was.

Apart from getting to sit near the pope, Harbaugh's celebrity was irrelevant in Italy. Most of the randoms we met on the street thought Michigan was some sort of gigantic high school soccer team. Harbaugh loved it. I've never seen a person gain more energy from those in his orbit the way he does. He played paintball with the team over there — at nearly 55 years old — for probably four hours. If he limped the rest of the week, it was in private. I don't know if he slept that entire trip. Not sure he needed it.

People think he's a gimmick. He's not. He's easily one of the most authentic (for good and bad) people I've ever met. — Nick Baumgardner, NFL Draft analyst

'Those are pretty expensive pants'
In 2021, Michigan was playing at Penn State on a cold, windy November day. An important detail is that, by that time, Harbaugh had stopped wearing Walmart khakis and switched to blue athleisure pants from Lululemon, which are significantly nicer and more expensive but apparently not flame-resistant. The gist of the story is that Harbaugh was so engrossed in the game that he stood too close to a space heater and caught his pants on fire. Daylen Baldwin, one of Michigan's wide receivers, was the first person to notice. Harbaugh was able to extinguish the flames, but not before they burned through the outer layer of his pants.

When he recounted the incident to a local TV station, Harbaugh said Baldwin was so nonchalant about the flaming pants that it took him a moment to realize what was happening.

"Maybe a little coaching point to Daylen Baldwin: If somebody's on fire, man, (be) like, 'Hey, Coach!'" Harbaugh said. "Maybe just grab me, get me out of the way or something. Be a little more emphatic about the fact that somebody's on fire."

Harbaugh said he planned to keep the pants, cut off the legs and convert them into shorts.

"Those are pretty expensive pants, those Lululemons," he said. — Austin Meek, Michigan beat writer

'Alas, I did not go to law school'

It's impossible to talk about Harbaugh's final season at Michigan without mentioning his battles with the NCAA and the Big Ten. Michigan was being investigated for hosting recruits on campus during the COVID-19 dead period and the school imposed a three-game suspension on Harbaugh to open the season. The suspension turned into a weekly game of "Where's Jim Harbaugh now?" He mowed his lawn, went to McDonald's, worked the chains for his son's youth football team and attended a funeral for one of his former players at Stanford.

There was no levity to the second suspension, handed down by the Big Ten in response to the Connor Stalions sign-stealing investigation, which eventually led to a 10-year show-cause penalty for Harbaugh on top of an earlier four-year show-cause penalty. Michigan went to court seeking a temporary restraining order that would have allowed Harbaugh to coach while the school challenged the suspension. Right up to kickoff of Michigan's next game against Penn State, the school was hoping a judge would intervene on Harbaugh's behalf. Instead, the judge scheduled a hearing for the following week. For a moment, it appeared that Harbaugh might end up on the witness stand in a Washtenaw County courtroom, testifying about why the Big Ten's suspension was misguided.

"I'm not an attorney, but I always wanted to be," Harbaugh said. "I watched a lot of shows, watched 'Judge Judy.' I always felt like it would be cool to get up there and thunder away at a jury like Tom Cruise in 'A Few Good Men' or be a judge like Judge Judy. Alas, I did not go to law school."

Harbaugh's moment in court never happened. Michigan dropped its legal challenge, and Harbaugh missed the final three regular-season games before returning for Michigan's postseason run. — Meek

'Multiple championships'

Covering Jim Harbaugh is a fascinating experience. Every day presents an opportunity to observe or uncover something as outrageous as it is meaningful.

And that is an important point to remember with Harbaugh: No matter how silly it may seem in the moment, every action and every word has a purpose.

"Multiple championships," Harbaugh said at his introductory news conference last year. "We're going to be humble and hungry, but that's our goal."

When he first moved back to Southern California in the early months of 2024, Harbaugh lived in an RV alongside offensive coordinator Greg Roman at the Waterfront RV Park in Huntington Beach. He was channeling Jim Rockford, one of his favorite television characters from the 1970s show "The Rockford Files." Harbaugh is an avid consumer of TV and movies. During his playing days, he guest-starred on the sitcom "Saved By The Bell" as Screech's cousin.

On the day before he was introduced as Chargers head coach, Harbaugh drove to Home Depot with Ben Herbert, the team's executive director of player performance, and bought a Shop-Vac. Harbaugh and Herbert used that Shop-Vac to vacuum out the weight room at the Chargers' former facility in Costa Mesa.

When the Chargers got on the practice field in spring of 2024, players were shocked to see Harbaugh, wearing black Jordan cleats, participating in strength and conditioning drills. "You got to be on your stuff because coach is doing it right there with you," safety Alohi Gilman told me last season.

Harbaugh continued this through training camp, when the strength and conditioning drills were held at the end of the practice. Harbaugh calls these “fourth-quarter finishers.”

One day last year, Harbaugh had a media engagement right after a training camp practice, so he could not participate with the players. After the media appearance, Harbaugh walked back onto the empty field and, by himself, flipped a weighted sled back and forth for several minutes. A young Chargers fan was standing in a tent on the sideline yelling to Harbaugh. “Coach! Coach! Can you sign an autograph?” Harbaugh paid him no mind until he was done with his sets. It might seem comical or even performative, but players notice the commitment.

Harbaugh’s meetings are now the stuff of legend in the Chargers’ locker room. On the night before a Week 10 win over the Tennessee Titans last season, Harbaugh read the lyrics to the 1976 song “The Wreck of the Edmund Fitzgerald” by Gordon Lightfoot. The song tells the story of a shipwreck in Lake Superior, and the Sunday the Chargers played the Titans was the 49th anniversary of the disaster. In another meeting last season, Harbaugh read the lyrics to the 2009 hit “I Gotta Feeling” by the Black Eyed Peas. Before the season finale against the Raiders last year, Harbaugh reached into his pants during a team meeting and pulled out a back-scratcher.

“You need to have your own back sometimes,” Harbaugh said to the players. “There’s not always going to be somebody there to scratch your back for you, so you do it yourself.”

He then gifted a personalized back-scratcher to each player emblazoned with their name and number.

Harbaugh often talks about waking up in the early-morning hours thinking about the team, the team, the team. He targets his idiosyncrasies toward the ultimate goal in his life right now. “The Lombardi Trophy, that’s my mission,” Harbaugh said.

He had a chance in the 2012 season when his San Francisco 49ers lost to the Baltimore Ravens in the Super Bowl. Harbaugh faced his brother John in that game. Last season, the Chargers played the Ravens on “Monday Night Football.” In the lead-up to another brotherly rematch, Harbaugh recalled what he was thinking after that Super Bowl loss.

“Walking off the field at that Super Bowl, it was like, there will be another day,” Harbaugh said. “And then there wasn’t for many years, and it looked like I wouldn’t have a chance for another day. But by the grace of God … we’re back in it and back on a team that has a chance to do that.”

It is perhaps the only accomplishment still missing from what has been a monumental football life.

“We’re going for the Super Bowl,” Harbaugh said. “That’s our goal, and we’re gonna do it or die trying.” — Daniel Popper, Chargers beat writer

Jim Harbaugh's coaching evolution, from NCAA to the NFL

By Kris Rhim
ESPN
September 5, 2025

Former San Francisco 49ers tight end Delanie Walker remembers a 2012 training camp practice beginning as practice always had -- until coach Jim Harbaugh called the team to midfield.

"We thinking, 'Oh yeah, he's about to cancel practice,'" Walker said. "'We going to go to a water park or something.'"

Harbaugh began speaking to the team about its NFC West rivals. The Seattle Seahawks were at an amusement park, Harbaugh told the team. The St. Louis Rams and Arizona Cardinals were also enjoying a day off, he said. "Guess what the 49ers are going to do today?" Harbaugh asked.

They would practice -- intensely. At least a hundred plays: "Everybody else takes breaks, the 49ers don't," Harbaugh said.

"Everybody was kind of pissed that day," Walker said while laughing.

This was the Jim Harbaugh way: working his players to the brink of exhaustion and then some. The method was effective -- until it infuriated everyone. But Harbaugh ushered in a period of renaissance for the 49ers; that season, San Francisco reached Super Bowl XLVII.

"There won't be any magic formulas," Harbaugh promised Los Angeles Chargers fans at his introductory news conference in 2024. "The only ones that I know are just good, old-fashioned hard work."

While Harbaugh largely operates in the same fashion, the Chargers' version of the coach has evolved. He's traded in the khakis for gray trousers. His training camp practices have gone from the intensity of a game day to what his former players see as nearing a version of flag football that prioritizes keeping the team healthy.

"That's where he's different. Now it's like, 'Yeah, let's take that break.' It's like, damn, 'Who is this dude?'" said Walker, who was a volunteer coach with the Chargers during last year's training camp. "This Jim Harbaugh, he got nicer for sure. So when people say he changed, I would say he changed for the better of the game."

The old Harbaugh upset some players, coaches and execs. This Harbaugh, now 61 years old, hardened by the failures and lessons of his first NFL stint and early struggles in the college ranks, is approaching the job differently. It could be the difference in whether Harbaugh reaches the goal of winning a Super Bowl -- and how long the Chargers can tolerate him. The second year of Harbaugh in Los Angeles begins Friday, when the Chargers face the Kansas City Chiefs in São Paulo (8 p.m. ET, YouTube).

"You don't want things to get stale," Harbaugh said. "That's like overripe fruit, stale bread, burnt meat, you got to change things up."

OVER HIS TWO decades of coaching, there are two factions of Harbaugh's former players and coaches: those who despise him -- often publicly -- and those who are staunch supporters. The words "insane" or "crazy" to describe Harbaugh are commonplace among both groups, but the meaning depends on who is talking.

Look no further than San Francisco. Despite three straight NFC Championship Games and a Super Bowl appearance, Harbaugh's approach incensed the front office. And players were tired of Harbaugh, too.

"He just pushed guys too far," former 49ers offensive lineman Alex Boone said on HBO's "Real Sports with Bryant Gumbel" in April. "He wanted too much, demanded too much, expected too much. ... And you'd be like, 'This guy might be clinically insane. He's crazy."

The amount Harbaugh asks from his players now is his most significant shift. That's been clear with the Chargers' practices. This season, the NFL selected the Chargers for the Hall of Fame Game, giving them an additional preseason matchup and added practice time. Because of that, Harbaugh reduced the required time at the facility to avoid fatigue.

Harbaugh communicates strict tempos to players ahead of each practice. It's commonplace to see defensive backs raising both hands instead of trying to deflect a pass or linemen stopping in the middle of a pass rush, obeying Harbaugh's rules. There are loud yells and reprimands from coaches and players alike when players stray from the tempo.

Veterans, who have played elsewhere, routinely praise Harbaugh for his current approach to practice: "It's not super common around the league, it's different, I like it," cornerback Donte Jackson said.

But that doesn't mean Harbaugh's practices are easy.

"Six days a week and every day's just intense," safety Elijah Molden said.

J.T. Rogan, who worked for Harbaugh as director of communications/operations for two years at Michigan, has perhaps the best vantage point for Harbaugh's evolution. Rogan was an All-American running back for Harbaugh at the University of San Diego, worked for him at Stanford and tried out for him as a player in San Francisco.

Rogan said Harbaugh's time at Michigan was transformative, pointing to Harbaugh's struggles to beat rival Ohio State and his use of analytics, which altered his coaching style and helped Michigan win the 2023 national championship in Harbaugh's final season.

The legitimacy of that championship, however, will forever be roiled in controversy after various NCAA sanctions were levied against Harbaugh for breaking rules.

"He's taken that feedback, and he's got really high emotional intelligence, even though you might not call him emotional," Rogan said.

He continued: "For people who are like, 'Who wears the same clothes every day all the time?' Or 'Who wears cleats on the airplane?' As if that would cheapen his intellect and his ability to take feedback and then evolve, but he has."

HARBAUGH'S FIRST YEAR in Los Angeles was about changing the culture of a franchise synonymous with disappointment. The

Chargers' Week 11 matchup with the Cincinnati Bengals seemed to be a turning point.

L.A. had built a 27-6 lead over the Bengals early in the third quarter, then the game began to unravel in a way Chargers fans are accustomed to. (The fan base has an adverb for this recurring dread called "Chargering"). The Bengals scored 21 unanswered points, as quarterback Joe Burrow found wide receiver Ja'Marr Chase for a touchdown to tie the score at 27 with 12:12 left.

But the Chargers won the game, thanks to two 27-yard-plus catches from wide receiver Ladd McConkey and a touchdown by running back J.K. Dobbins on the final drive. The victory appeared to be a watershed moment for the franchise, and the first clear stamp of Harbaugh's impact in L.A.

"There's been a lot of games through the years where we've been put in that position and came up short," said former Chargers edge rusher Joey Bosa, who developed into a star as the No. 3 pick in 2016 but was released after a disappointing 2024 season and is now with the Buffalo Bills. "There was kind of a lack of belief in being able to pull off in situations before."

But there were the Chargers eight weeks later against the Houston Texans -- in their first playoff appearance since one of the most embarrassing playoff losses in team history in 2023 -- looking like the Chargers of old.

Star quarterback Justin Herbert, who threw a league-low three interceptions during the regular season, tossed four that day. He became the first NFL player to throw more picks in a playoff game than in the regular season. The Texans pressured Herbert on 50% of his dropbacks, and the Chargers suffered a 32-12 beatdown -- another playoff embarrassment.

Los Angeles is hopeful, however, that Houston was an anomaly and Cincinnati was the standard.

"We didn't achieve the ultimate success that's reserved for the world champion," Harbaugh said earlier this offseason. "But [there's] so much good to build on, that creates a lot of excitement for me and [general manager] Joe [Hortiz] as we build version 2.0."

Increased win totals and postseason success have historically defined second years under Harbaugh-led teams. He went from 7-4 in his first season at the University of San Diego to 11-1 the following year, winning the Pioneer Football League. After taking over a 1-11 Stanford team in 2007, the Cardinal were 5-7 in his second season, narrowly missing out on a bowl game. Harbaugh's 49ers went to the Super Bowl in his second season. (In his first two seasons at Michigan, Harbaugh led the Wolverines to back-to-back 10-3 seasons.)

But Harbaugh already has an uphill battle to replicate that second-year jump in L.A. Pro Bowl left tackle Rashawn Slater suffered a season-ending patellar tendon tear. Running back Najee Harris missed all of training camp after a July 4th fireworks mishap damaged his eye. L.A. travels the most miles in the NFL this season, beginning with the Chiefs in Brazil, followed by two divisional matchups against the Raiders and Broncos.

Regardless of how difficult the outlook seems for this season, the Chargers appear confident, believing in Harbaugh's process.

But that's how it always begins for Harbaugh's teams, before tension, frustration, and at Michigan, sanctions happen. The Chargers hope this version of Harbaugh keeps them in the honeymoon phase long term.

"We're going for the Super Bowl," Harbaugh said. "That's our goal. We're going to do it or die trying."

Mike McDaniel

Mike McDaniel embracing life as the screen-averse sneakerhead guiding Justin Herbert

Sam Farmer
Los Angeles Times
September 7, 2026

Ask Mike McDaniel where his head is, and you'll get a philosophical answer.

Ask him where his feet are, and you'll get the same.

"That's a huge compass for me, or a guiding measurement — being where my feet are," said McDaniel, Yale-educated offensive coordinator of the Chargers.

To him, that means living in the present. Not steeping in the anxiety of the past or future.

What catches everyone's attention, though, is precisely what McDaniel has on his feet. He's what is commonly referred to as a "sneakerhead," someone who collects an array of athletic shoes that range in price from a few hundred dollars to several thousand.

The passion traces back to seventh grade, when he parlayed cash for good grades and a modest allowance into his first two collectible pairs: one from the Jason Kidd signature line, and a high-top Ken Griffey Jr. shoe.

"All achievements — straight A's at the time — anything that could be rewarded was pooled to funds," he said, reclining on a patio chair in the shade at Chargers headquarters.

"Growing up, I never knew of [fancy] shoes; we didn't have any money," he said. "My mom married and I had a stepdad, still didn't have much money, but modest money. And that's when I got into the shoes a little bit."

Thirty years later, the NFL has taken notice. The Chargers social media team recently made an Instagram post devoted entirely to his sneakers, with close-up shots of his array of Nike Air Force sneakers in bright yellow, green, blue, white with gold trim, and animal print. Then there are his Puma Mostro Ecstasy shoes in "electric lime."

"My collection of shoes has been directly connected to my biweekly checks," said McDaniel, head coach of the Miami Dolphins from 2022-25. "Once I made enough money not to worry about it, that's when the floodgates opened and I would just buy the shoes that I liked."

He concedes that he "kind of went crazy for a little while" in snapping up shoes, owns hundreds of pairs, and it has become a bit of an issue at his Manhattan Beach home.

"Right now we're having to consider some outsourced storage," he said. "Because there's a room in our house that's all those roll-away shoe racks. I'm not OK with devoting a room. Each square foot in Manhattan Beach is expensive. I'm not paying to have a shoe room. That's kind of where this perspective was built, with this move from Florida to California."

The Chargers, meanwhile, are looking to create more of an offensive foothold in the league and take advantage of having an elite quarterback in Justin Herbert. That was one of the most compelling draws for McDaniel, the chance to work with a quarterback who can make every throw, and to coach with Jim Harbaugh, who has had success at every stop.

McDaniel said one of the most appealing aspects of joining the Chargers staff is that Harbaugh didn't try to sell him on anything.

"He recognized he was excited about the prospect if and only if it was a marriage that was consensual, not a hostage situation. Just us organically talking about what we were both looking for. I think that was the biggest selling point, because I didn't feel like he was overselling me."

Since, Harbaugh has referred to McDaniel as "awesome with a capital A."

"I'm really leaning on how Mike sees the game," he told reporters. "It's creative, it puts defenses in a conflict. Kind of like our players, a lot of excitement to learn everything that Mike knows."

McDaniel is an expert communicator — and terrible at communicating with modern devices.

He seldom checks his phone and admits he's not good at returning texts.

That's a corollary of knowing where his feet are. He doesn't know where his phone is. Or, more accurately, he spends precious little time staring at his screen.

"The average American spends seven hours a day of screen time," he said. "If you're on your deathbed at 70, that's 20 years of your life spent on a screen, not where your feet are at."

He doesn't believe in total phone abstinence. He'll look up information all the time. But he tries not to let his phone take over.

"It's not about being a social outcast," he said. "I don't believe in excommunicating anything, but I'm, to a fault, aggressively not on-screen. I carry a phone, but I'm legendary for being the hardest person to get a hold of."

The whole key for him is living in the moment.

"You do have to plan for the future," he said. "But worrying about the future is the same as the past. Those are the only places where anxiety lives, unless you're literally escaping a bear that's trying to eat you."

In that case, McDaniel has just the shoes to run.

Mike McDaniel wants to help Justin Herbert to reach his full potential in his Chargers offense

Greg Beacham
Associated Press
January 27, 2026

EL SEGUNDO, Calif. (AP) — Just like his famously inventive offenses, Mike McDaniel had many options.

He interviewed for several head coaching jobs after his four-year tenure in charge of the Miami Dolphins ended this month, and he could have been an offensive coordinator pretty much anywhere he pleased.

McDaniel still wants to be a head coach again someday, but he chose to join the Los Angeles Chargers alongside Jim Harbaugh and Justin Herbert because the combination of time, place and personnel seemed perfect for this idiosyncratic coach who also happens to be one of the top offensive minds in football.

"It didn't take long for me to feel this is what I was looking for," the Bolts' new offensive coordinator said Tuesday. "You just want to be a part of a hungry organization with like-minded football people that are doing anything and everything to win. And for me, the opportunity to work with Coach Harbaugh was too good to pass up. It felt like I was extremely fortunate to be afforded this opportunity."

Harbaugh and the Chargers seem equally fortunate to land McDaniel, an ideal candidate for the crucial job of directing Herbert's career into something worthy of his prodigious talent.

In his introductory news conference, McDaniel immediately went into great detail about what he wants to do for Herbert, who has thrown for 24,820 yards and 163 touchdowns while emerging as one of the NFL's top passers in his six seasons with the Chargers.

"You have a competitive player that each and every year is trying to get better at his craft, (but) I think he hasn't neared the ceiling to what he's capable of," McDaniel said.

Herbert has consistently shined despite playing with three permanent head coaches, four offensive coordinators and a changing collection of playmakers and linemen around him.

Despite playing in some offensive schemes perceived to be relatively primitive by modern NFL standards, particularly in the past two years under Harbaugh and fired coordinator Greg Roman, Herbert has frequently carried the Chargers through his improvisation, arm strength and sheer competitive will.

Essentially, McDaniel doesn't want Herbert to have to work so hard.

"There's a lot of incredible plays Justin has made," McDaniel said. "He's firmly capable, and sometimes as a coach you can rely upon that a little too much. … It can be taxing over time for a player to necessitate an incredible play too often, so you try to take it off of him by creating some low-cost, high-reward offense that he's

firmly capable of doing, but maybe a player of lesser talent would be capable of doing as well."

McDaniel said the Dolphins' struggles when Tua Tagovailoa was out with injuries reinforced his determination to keep Herbert safer. The Chargers quarterback took 96 sacks in the past two seasons.

"He has an incredible ability to do off-schedule (throws)," McDaniel said. "I think I'll be firmly coaching away from the off-schedule stuff at the front end, because he can always go back to that comfort zone as you work out other things. I think a primary focus on how to have offense without putting him in a vulnerable position will be a starting point, and we'll extrapolate from there."

McDaniel and Herbert spoke last week, and the quarterback is ready to work.

"He was in high spirits and just excited about attacking something," McDaniel said. "You lose in the playoffs in the first round, it's a lot of work that you feel kind of like (left you with) an empty stomach. So that hunger, I could hear in his voice."

McDaniel is joining a good team that needed a spark after consecutive 11-6 seasons followed by two playoff losses under Harbaugh. The Chargers have needed that spark to join the NFL's upper echelon ever since they moved north from San Diego, posting six winning records over nine years with just one postseason victory.

McDaniel could be the ingredient to put the Bolts into championship contention if this partnership with Harbaugh flourishes. The 42-year-old coordinator hit it off immediately with his famously square-looking new boss.

"I feel like we're the same guy," McDaniel said while Harbaugh laughed at the back of the room. "He's just taller. No, I think one thing we share is that Jim has never patterned himself after somebody. He's his own person, and I would say that hopefully I would be described in a similar fashion. Who knows? I might be a 100% Dockers coach now."

The fashion-forward McDaniel's line was even funnier because he delivered it while wearing what appeared to be a $12,000 Bottega Veneta woven leather jacket.

The chance to learn from Harbaugh was important in his decision, but McDaniel also paid his respect to past Chargers coaches Sid Gillman and Don Coryell, two offensive innovators who changed football forever.

"There was a lot that I found very attractive," McDaniel said. "I was fortunate to have some opportunities, but it started with Coach Harbaugh. To be a part of an organization that has the legacy of Sid and Air Coryell, I was super attracted to. Got a quarterback who I've always admired, and just a lot of young players. A great situation for my family and me to go to the next chapter."

Chargers' Mike McDaniel lays out vision for Justin Herbert: 'Be elite at everything'

Daniel Ppopper
The Athletic
May 9, 2026

EL SEGUNDO, Calif. — The Los Angeles Chargers opened rookie minicamp Friday at The Bolt, the team's facility. It was an eventful day both on the field and at the lectern.

All eight of the Chargers' 2026 draft picks participated in their first NFL practice, including edge rusher Akheem Mesidor and offensive lineman Jake Slaughter. The offense wore white jerseys. The defense wore blue jerseys. The Chargers spent most of the practice on positional work.

In total, 47 players participated in Friday's minicamp practice — eight draft picks, 17 undrafted free agent signings, 20 tryout players and two under-contract veterans. Quarterback DJ Uiagalelei, who spent last season on the Chargers' practice squad, participated. So did long snapper Peter Bowden, who signed a futures contract in January. Undrafted free agent tackle Isaiah World, who had ACL surgery in February, was not on the field.

At the lectern, all three Chargers coordinators answered questions — special teams coordinator Ryan Ficken, offensive coordinator Mike McDaniel and defensive coordinator Chris O'Leary.

For McDaniel, it was his first time speaking with local media since his introductory news conference in January. There was a lot of cover.

Let's dive into what McDaniel said and what it means for the 2026 season.

The 'vision' for Herbert

As McDaniel himself said Friday, "It's been a long time since I last stood at this podium." More than three months, to be a little more specific. And in that span, he has been working with coach Jim Harbaugh and general manager Joe Hortiz to construct a new Chargers offense, both in terms of scheme and personnel.

Chargers players returned to the facility in April for Phase 1, a two-week period during which on-field activities are pretty limited. For instance, only strength and conditioning coaches are allowed on the field with players during Phase 1. All coaches are allowed on the field for Phase 2, which began for the Chargers on Monday.

"As it stands, I think the players have digested the core pocket of the playbook and how it needs to look," McDaniel said. "We do have a Chargers offense that's unique and only Chargers, and I'm pretty excited about it. It's been some of the most fun months of my career in that process, and I think the players are gravitating to it."

Of course, that group of players includes quarterback Justin Herbert. McDaniel said he and Herbert have been meeting for about three weeks since the start of Phase 1. This week, they got on the field together, and McDaniel said he has been very impressed with how fast Herbert has learned new coaching points.

McDaniel said there were certain elements he thought would take three to four weeks, or even all spring, for Herbert to master. Herbert, according to McDaniel, has mastered those elements "in the span of three days to four days."

McDaniel said he has been particularly intrigued by how bold Herbert can be when trying new things. McDaniel acknowledged that "elite performers" are sometimes averse to change. He said he has not experienced that mentality with Herbert.

"He's dropped the burden of any sort of something that could hold him back," McDaniel said. "He's really let go, been all in, tried new things. From a performer such as himself, it's been very impressive that he's worked through it and been able to find the beginning level of something that he can master very, very fast."

When asked for an example of a new thing he has asked of Herbert, McDaniel referenced footwork on short-area throws. This was one of the more interesting segments of the news conference.

McDaniel said the first task he performed as Chargers offensive coordinator was watching "every pass play that (Herbert's) ever had in the National Football League." Studying Herbert's play eventually led McDaniel to a statistical finding based on time to throw, or the amount of time between when the ball is snapped and when a quarterback releases a pass or gets sacked.

McDaniel said Herbert has enjoyed "a ton of success" on both outer bounds of the time-to-throw spectrum. Herbert is very accurate when he releases the ball in less than 2.4 seconds. He is very explosive when his time to throw is extra long. Those are the plays in which Herbert is extending and creating off-script.

The numbers substantiate McDaniel's claims. When Herbert had a time to throw under 2.4 seconds in 2025, he completed 77.4 percent of his passes, according to TruMedia. That was the seventh-highest completion percentage among 33 qualified quarterbacks on such throws. When Herbert had a time to throw of 3.5 seconds or more, he threw nine touchdowns. That led the league. He also completed 22 passes of more than 15 yards, tied for the fourth-most among qualified quarterbacks on such throws.

McDaniel believes there is untapped potential on Herbert's quick-game throws. The numbers back this up, too. Despite his high completion percentage, Herbert only averaged 6.4 yards per attempt when his time to throw was under 2.4 seconds, according to TruMedia. That ranked 22nd among qualified quarterbacks on such throws. So seventh in completion percentage, and 22nd in yards per attempt. The potential exists in that discrepancy.

In theory, the scheme should make those two rates more equitable. In four years playing for McDaniel from 2022 to '25, Tua Tagovailoa averaged 7.8 yards per attempt when his time to throw was under 2.4 seconds, according to TruMedia. That ranked second among qualified QBs on such throws. We are talking about an increase of 1.4 yards per attempt.

In order to get there, Herbert must take on some of these new coaching points. Just a few that McDaniel mentioned: throwing with a quicker rhythm, adjusting his eyes, trusting his feet to lead him through the progression, and dropping back more quickly to allow access to two routes at the same time.

“All those nuanced things through our pass game is what we’re diving into as we speak,” McDaniel said.

And according to McDaniel, the early returns have been outstanding.

“We’re looking to master and be elite at everything that we do, and being able to own the position in a new way,” McDaniel said. “For him to own the position in a way he never has and ultimately for it to be obvious to everyone around he’s playing the best football of his career, and that’s kind of how we’ve approached it. That’s been our vision and expectations.”

High expectations for WR room

Within the passing offense, the Chargers are also expecting significant development from their receivers. Ladd McConkey, Tre’ Harris, KeAndre Lambert-Smith and Derius Davis all return. The Chargers added fourth-round pick Brenen Thompson, whose speed was on display while running routes during Friday’s practice.

McDaniel is setting the bar high for this group.

“It’s a reasonable expectation to exceed whatever their career highs are across the board in that room,” McDaniel said. “I think there’s a lot of untapped potential just in a lot of their skill sets across the board.”

McConkey set his career highs — 1,149 receiving yards and seven touchdowns — in his rookie season in 2024. McDaniel said he thought McConkey was a “perfect fit” in the scheme when the receiver was coming out of Georgia in the 2024 draft.

“The multitude of ways you can get him the ball and how he takes low-risk throws and completions and turns them into long gains and his ability to separate versus man coverage, all that,” McDaniel said.

Quentin Johnston set his career high in receiving last year with 753 yards. He caught eight touchdowns, his career high in a season, in 2024 and 2025.

“He’s a guy that has some traits in his game that are similar to some very powerful, explosive, productive receivers that I’ve had in the past,” McDaniel said of Johnston. “Namely, like Julio and Andre.”

That would be Hall of Famer Andre Johnson, whom McDaniel coached in Houston. And that would be future Hall of Famer Julio Jones, whom McDaniel coached in Atlanta.

“It’s easy for me to challenge them,” McDaniel said, “and they’ve risen to the challenge of having the expectation that the Chargers receiving corps and that room is thought of differently in a year than it is this year.”

Insight on OL turnover

The Chargers have 16 offensive linemen on their roster. Rather remarkably, nine of those players were not on the roster in 2025, including three free-agent signings and four draft picks. The turnover in this group is evidence of the Chargers’ shift from a gap scheme under Greg Roman to a zone scheme under McDaniel.

We’ve discussed this shift quite a bit through free agency and the draft — specifically, the different body types the Chargers were seeking and will be seeking at guard. They signed Cole Strange in free agency to play right guard. Left guard will be a competition, but if all goes according to plan, Slaughter will be starting there.

McDaniel was asked to explain what skill set he wants in his guards.

“We want to play a certain style of ball that is convicted, that dictates the terms, so there is a level of quickness,” he said. “We’re looking for guys that can block people in space, where a lot of the big plays and the things that change games and scoring opportunities, where those occur.”

Interestingly, McDaniel acknowledged offenses have an “inherent disadvantage in all known-pass situations.” In other words, downs and distances in which the defense knows the offense must pass. So third-and-long, fourth-and-long, etc.

The follow-up: How does he balance the need for quickness with the need for solid protection in known-passing situations?

“What we’ve found is that there’s a bucket of good enough that you can mold into high standards, and then there’s a line, a threshold, where regardless of what they do in the run game, it’s not going to matter because we’d have to sub them out in known-passing situations,” McDaniel said.

It is a fascinating give and take. What is clear is that McDaniel has a defined vision of what that threshold is and how to make it functional within his scheme.

Chris O'Leary

New Chargers DC Chris O'Leary is the first branch of Jesse Minter's coaching tree

Daniel Popper
The Athletic
February 3, 2026

EL SEGUNDO, Calif. — The Los Angeles Chargers introduced Chris O'Leary as their defensive coordinator Tuesday, and with that, they unveiled the first NFL play-calling branch of the Jesse Minter coaching tree.

Minter, who spent the past two seasons as the Chargers' defensive coordinator, took the Baltimore Ravens' head-coaching job last month. As the Chargers embarked on their D-coordinator search, they clearly were interested in scheme continuity.

The Chargers announced eight interviews, including O'Leary. Three of those were with internal candidates: secondary coach Steve Clinkscale, safeties coach Adam Fuller and edge rushers coach Dylan Roney. They interviewed Zach Orr, who coached with Minter in Baltimore from 2017 to 2020. They interviewed Dennard Wilson, who coached under Mike Macdonald in Baltimore in 2023. Macdonald and Minter coached together for four seasons in Baltimore. The Chargers interviewed only two candidates without apparent ties to Minter: Jim Leonhard and Aubrey Pleasant.

In the end, they hired O'Leary. He is a true Minter disciple. When Minter was hired as Chargers defensive coordinator in 2024, he brought O'Leary on staff as safeties coach. That was just the latest chapter in a longstanding relationship. O'Leary and Minter met in 2010 when O'Leary was a redshirt freshman player at Indiana State and Minter was the secondary coach there. Minter gave O'Leary his first coaching job at Georgia State as a graduate assistant.

"I've seen him as a mentor of mine for my entire coaching career," O'Leary said Tuesday of Minter.

At the end of 2024, after a successful season coaching the safeties with the Chargers, O'Leary left the NFL to take a play-calling defensive coordinator job at Western Michigan. O'Leary said there were "a lot of factors at play" in the decision. The first reason he listed was "family." According to O'Leary, he leaned on Minter for advice in this process.

"There was just a set of things that happened," O'Leary said, "and that's where it took me."

At Western Michigan, O'Leary reunited with head coach Lance Taylor. O'Leary and Taylor had coached together for three seasons at Notre Dame. In his one season at Western Michigan, O'Leary built a top-10 scoring defense. More importantly, he showed who he wanted to be defensively, and it was the spitting image of Minter's Chargers scheme, from pre-snap structure to post-snap rotations.

"There was a lot of crossover," O'Leary said. "From leaving L.A., stepping foot in Kalamazoo, we implemented a defense that was very similar."

O'Leary said he would send "novels" to Minter each week breaking down what happened in that week's Western Michigan game. On Wednesdays, O'Leary said, he would watch the Chargers game from the previous week.

"I would tag plays, and then we'd show our guys Thursday, Friday," O'Leary said. "'Hey, this is what we're doing, watch the guys at the highest level do it.'"

O'Leary sprinkled in some of the elements he learned in six seasons at Notre Dame while coaching under defensive minds such as Marcus Freeman and Clark Lea.

"But the core philosophy and the fundamentals," O'Leary said, "are what I picked up here in L.A."

That included one of the hallmarks of Minter's culture, what he calls "separators."

Minter established five separators when he arrived with the Chargers in 2024: ball disruption, tackling, effort and angles, communication and block destruction. Minter views these as the five non-negotiable fundamental components to any good defense. With the Chargers, he assigned one separator to each position coach. And each week, that position coach would present to the entire defense on his separator. In 2024, for instance, O'Leary presented weekly on ball disruption.

The separators gave agency to the position coaches. They established lines of communication from position coaches to players outside of their position groups. They reinforced how the defensive players needed to play — which, to Minter, was just as important as what the Chargers played schematically.

O'Leary brought the separators to Western Michigan, and he said he maintained the same structure as far as position coaches presenting to the defense.

"We tailored some things so it became a little bit more concise," O'Leary said. "But 100 percent, it's fundamental defensive football. Wherever you go, that's Step 1 of creating an elite defense."

Western Michigan allowed 17.4 points per game in 2025, and O'Leary experienced how to build and call a defense for the first time.

"The experience to call plays was incredible because what you learn is there's a flow state to calling plays," O'Leary said. "You have to have a plan for field zone, situations, the style of play from the offense, how the (opposing offensive) coordinator likes to call the game. And so just being able to do that, it's almost like you're in a lab as you're going through that."

O'Leary gained a defined understanding of how an emphasis on fundamentals impacts game-day performance.

"The standards that you demand, that separators that we apply, all of those things show up in the game, and you can't get it back," O'Leary said. "You can't just all of a sudden flip a switch and say, 'Hey, we want to be violent and fast, and we want to play square, and we want to get off blocks,' because you have to have built that in through the week of prep and through fall camp and all those things. So that was a big learning point for me, and that constant demand that we applied as coaches to the players."

Here is how Minter described the impetus for the separators when he spoke with The Athletic over the summer: "Just being demanding of how we wanted to play."

O'Leary was initially recruited to Indiana State as a quarterback. During a redshirt year in 2010, O'Leary was the scout team quarterback. Minter was coaching the defensive backs. His father, Rick, was the defensive play caller.

"They knew I was going to be a coach when I would talk back to them in scout team when I would throw a couple touchdowns," O'Leary said. "I would be talking trash to Rick and Jesse, and so that's kind of where they saw the competitive fire."

Minter was promoted to defensive coordinator in 2011, a position he held for two seasons. In 2013, Minter left to be defensive coordinator at Georgia State. O'Leary graduated in 2014. In 2015, Minter hired him as a defensive line graduate assistant at Georgia State. In 2016, O'Leary moved to defensive backs GA. That year, Rick Minter reunited with his son and O'Leary, coaching Georgia State's defensive line.

"Fell in love with defense there," O'Leary said.

The staff got fired after the 2016 season. Minter went to the Ravens as a defensive assistant. Rick took the D-coordinator job at Florida Tech, and O'Leary got his first non-GA job as Rick's safeties coach. O'Leary then joined Notre Dame in 2018.

"I knew they were great defensive coaches," O'Leary said of the Minters. "I knew they had the competitive insanity that I have."

O'Leary now returns to the Chargers, and he has been identified as the best coach to continue what Jesse Minter started in Los Angeles.

O'Leary was paramount in building Derwin James Jr.'s role in 2024. That year, James played more nickel, and he returned to All-Pro form. O'Leary said the role was rooted in "clarity equals velocity."

"So if we give him more clarity, he's going to play faster," O'Leary said.

This is evidence of O'Leary's vision, relationship-building and interpersonal skills. James took a step back under the previous regime because there was too much on his plate. Minter and O'Leary changed the trajectory of James' career by tailoring a role to his strengths.

Hiring a coordinator with O'Leary's minimal experience is a gamble. But it is a logical gamble.

The Chargers lost Jesse Minter. To replace him, they went to Jesse Minter's tree.

"I have the confidence in myself that the foundation of this defense, what makes this defense special and different, I own those areas," O'Leary said. "I feel I have a mastery of those areas, just through my relationship with

Coach Minter, through being in this building, through working with Derwin. The things that separate us, I feel really strongly about those and what it takes to evolve those and really elevate those."

Max McCaffery

Chargers assistant coach Max McCaffrey is making a name for himself

Sam Farmer
Los Angeles Times
August 5, 2026

SAN DIEGO — High on the to-do list for the Chargers offense is juicing up the ground game, a pressing priority for a franchise whose last 1,000-yard rusher was Melvin Gordon in 2017.

Max McCaffrey is the team's new running backs coach, and his last name should be familiar. His younger brother is Christian McCaffrey, All-Pro running back for the San Francisco 49ers and reigning comeback player of the year. Their father is longtime NFL receiver Ed McCaffrey, a favorite target of John Elway in Denver.

So Max knows his stuff about building a running attack, even though he was a receiver at Duke and had only fleeting stints with five NFL franchises, more often on the practice squads than the active rosters.

Chargers offensive coordinator Mike McDaniel noted with a half-smile that because Max is "definitely not the most athletic in his family," his work ethic is "astronomically higher" than most.

Max , 32, chuckled Wednesday when informed of that wisecrack, conceding that he's got some pretty stiff competition in his family. His dad has three Super Bowl rings — one with San Francisco, two with Denver — and mom, Lisa, was a standout soccer player at Stanford. In addition to Christian, 30, Max has brothers Dylan, 27, a former quarterback at Michigan and Northern Colorado; and Luke, a receiver and return specialist for the Washington Commanders.

They might not be quite as prominent as the Mannings or Kelces, but when it comes to football's royal families, the McCaffreys are in the conversation.

"I love my brothers," Max said. "I'll do anything for them, and I just want to see them succeed and chase what they're passionate about."

That certainly doesn't quell his competitive nature, however, and he'll have more than one chance in his current role to see brother Christian up close. The Chargers and 49ers will hold a joint practice at the Bolt on Aug. 18, and the teams will meet again in a Thursday night game on Dec. 17 at SoFi Stadium.

"My brother's been my best friend and one of my biggest mentors my entire life," Christian told The Times Wednesday. "We're always bouncing ideas off each other. Obviously, he played receiver, but he has such a massive knowledge for football in general. He's been a coordinator. He's coached different position groups. Now that he's got the running back job, it's so fun just bouncing ideas off of each other.

"I never think I have it all figured out, so getting tips from him feels very familiar."

Likewise, Max said that while Christian doesn't share trade secrets with him, he does tap into the running back know-how of his younger brother, collecting tidbits on how best to train and prepare players for the rigorous job.

The eldest McCaffrey son called the 49ers star "the most intentional person I know."

"He wakes up with a purpose," Max said. "His day is planned from the second he wakes up to the minute he goes to sleep."

That's the kind of laser focus that can help a young running back such as Omarion Hampton, selected 22nd overall by the Chargers in the 2025 draft.

Ed McCaffrey was head coach at Northern Colorado from 2020-22 and had Max on his staff all three seasons, first as receivers coach, then as offensive coordinator for the final two seasons.

"I think it's tremendous," Ed said of his son's play-calling experience. "It's tremendous for the whole process because it allows you to set your vision as to how much you need to own at the NFL level running an offense.

"He got to really invest into the details across all positions, getting a firm, tangible example of what he needs from position coaches. So to be prepared to be a position coach, I think it directly helped him in that process."

When McDaniel was head coach of the Miami Dolphins, he brought on Max as an offensive assistant from 2023-25. When McDaniel got the Chargers job, he brought Max with him, giving him a key position to oversee.

Joked McDaniel: "For fantasy owners out there, if you're not liking your output, you have Max to blame."

Max got his name from a since-closed restaurant at the Stanford mall called Max's Opera Cafe, where Ed and Lisa had their first date.

Since, he has worked hard to make a name for himself, and the spotlight is only growing.

Omarion Hampton

‘Nobody wants to tackle that guy.’ Chargers’ Omarion Hampton is primed for a breakout

Joaquin Ruiz
Los Angeles Times
August 24, 2026

Chargers running back Omarion Hampton is a serious breakout candidate entering his second season in Los Angeles.

“I would say he has, from the first day that we’ve gotten on the field … had as much, if not the most, growth as any player,” offensive coordinator Mike McDaniel said earlier in training camp. “And that’s because … this guy’s completely obsessed and focused. His tracks and the urgency in which we’re trying to get him to start the play has been phenomenal.

“Nobody wants to tackle that guy. That is a massive human moving very fast. The less we can get him to stop his feet and do what we call ‘slash’ and pick edges of defenders and shoulder-punch them, the better. I’m very confident, and it’s very exciting, what he’s doing each and every day.”
Hampton, the No. 22 overall pick in the 2025 draft, flashed his skills as a rookie. The 6-foot, 220-pound North Carolina product gained 737 yards from scrimmage and had five touchdowns in 156 touches — 124 rushes and 32 receptions.

Hampton would’ve done more if not for deflating injuries that limited him to 10 games. He fractured his left ankle in a Week 5 loss to the Washington Commanders and injured his other ankle in a Week 17 loss to the Houston Texans.

The past is the past, though.

“Looking forward to next season, putting everything I can into treatment, everything I can to get back to 110%,” Hampton said of his offseason regimen. “I feel like I did that well. Couldn’t be more excited for next season.”

Entering the final week of preseason play, Hampton has looked better than ever.

His speed and agility remain electric despite the ankle injuries. The hands are still reliable. And, maybe most importantly, picking up the playbook hasn’t been a problem.

“All the running backs, really, I feel like it’s going to benefit us a lot,” Hampton said of the offense. “We know [McDaniel] loves to run the ball, so we couldn’t be more excited.”

Added head coach Jim Harbaugh: “Man of few words. [Hampton’s] got places to be and things to do. When I do have a conversation with him, I see a smile. And when I watch the tape, I smile. I think [McDaniel’s offense] fits him great. … Big year for Omarion.”

Where Hampton has really stood out, though, is with his ability — in the words of the iconic Marshawn Lynch — to run through faces.

“[McDaniel’s] just saying, if I run full speed, it’s going to be hard for [defenders] to tackle me,” Hampton said.

Although Hampton, a certified starter, only played in the Chargers’ opening series in Thursday’s preseason loss to San Francisco, he made waves in the two teams’ joint practice on Tuesday by bulldozing several 49ers defenders.

Hampton arguably made the play of the day when putting 49ers safety Ji’Ayir Brown on his back during a big run.

“He’s incredibly tough,” Chargers quarterback Justin Herbert said of Hampton after that joint practice. “He leads by example. He doesn’t say much, but what he does on the field is so loud, and guys respect him.

“It’s so cool to hand him the ball and see what he’s able to do because he’s an incredible athlete and an incredible competitor. I’m glad he’s on my side of the ball.”

The Chargers’ running back corps, led by Hampton, also features trustworthy options in veterans Keaton Mitchell and Kimani Vidal.

Although McDaniel’s offenses usually feature eye-popping aerial attacks, he also loves to run the ball. The trio of running backs should see plenty of carries, particularly with opportunities for big-chunk gains.

“Top to bottom, guys are legit,” Vidal said. “Everyone’s here for a reason. … Everyone knows about Omarion and Keaton. I think all guys can contribute at some point during the season.”

McDaniel teased reporters when asked about Hampton’s expected usage, apologizing to fantasy owners for his inability to declare the running back the bell cow because of their other options he has to work with.

Make no mistake, though, Hampton’s the guy.

He’ll be a critical part of the Chargers’ offense and a major factor in determining whether the franchise can get over the playoff hump.

“There’s a lot of small things that go into it,” Hampton said. “But I feel like the more you do it, the more you get comfortable with it. I feel like now, I’m at a more comfortable place with it.”

Justin Herbert

From the ER to end zone: Inside Justin Herbert’s L.A. life with his brothers

Sam Farmer
Los Angeles Times
September 7, 2026

The doctor is in. All in.

How could he not be?

His younger brother is Chargers quarterback Justin Herbert, who two years ago eclipsed Peyton Manning for the most yardage in NFL history through a player’s first five seasons.

The doctor in this case is Mitch Herbert, 30, in the second year of his orthopedic surgery residency at UCLA, giving him a front-row seat to his brother’s rise to NFL stardom.

The spotlight is trained on Justin Herbert this season, the seventh of his pro career. He has a new offensive coordinator in former Miami Dolphins head coach Mike McDaniel, and a head coach in Jim Harbaugh who sees Herbert’s potential as boundless, once referring to the passer as “the best that ever was.”

The brothers share a two-bedroom apartment on the Westside. Both keep dawn-to-dusk hours, so they make the most of the time they do have together. Justin is two years younger. They don’t spend much time playing video games, but they love movies, everything from “Inception” to “Step Brothers.”

“We try not to talk too much about football,” said Mitch, a former Montana State receiver. “He has enough of that in his day to day.”

Now all three Herbert brothers are in Los Angeles. Youngest brother Patrick, 25, a tight end who spent last season on Jacksonville’s practice squad, signed with the Chargers last week for the same role. Justin, engaged to singer Madison Beer, plans to move out and hand his room to Patrick.

Even so, Mitch said living with Justin is easy, thanks to his meticulous approach to nearly everything.

“His closet is color-coded and everything is in the right spot,” said Mitch, whose girlfriend, Isabella, also lives with them. “I’ve tried to do it, but my closet isn’t nearly as organized as his. If there’s ever a dish in the sink, it’s probably mine.”

It still feels a little surreal, Mitch said, to see his younger brother’s face on giant posters, or to look up into the SoFi Stadium stands and see a sea of No. 10 Herbert jerseys.

“I remember growing up, we were always huge Oregon Ducks fans. My grandpa played football at Oregon, and that was the dream,” Mitch said. “So when Justin became a starting quarterback as a freshman and had some success, and then over the next couple years, coming back home to Oregon games and just seeing the number of jerseys in the stands, it took a long time to get used to.

“Nowadays it’s on a whole other level. Going to SoFi and seeing the jerseys in the stands, the big billboard ads. I’m more used to seeing it now, but it still doesn’t feel real.”

It isn’t easy for Justin to be inconspicuous while walking around town, although he doesn’t seem to crave the spotlight.

“He’s able to put a hat on or pull his hoodie over his head and stay relatively anonymous,” Mitch said. “But the 6-foot-6 thing kind of gives him away.”

Height runs in the family. Mitch is 6-4, and Patrick is 6-5.

Every so often there’s a funny encounter. Mitch and Isabella have their own dog, a mini-goldendoodle named Benny. On a walk near

their apartment, they crossed paths with another dog owner.

“There’s a puppy we met in our neighborhood and his name was Herbert,” he said.

Isabella heard that and pressed: “Why’d you name him that?”

The woman’s answer was simple: “My boyfriend is a big Justin Herbert fan.”

Isabella couldn’t let that one just sit there.

“My girlfriend outs me and says, ‘That’s Justin’s brother.’ [The other woman] played it cool but said, ‘My boyfriend’s going to love this story.’”

Mitch had an indication at an early age that Justin had special athletic abilities. There was the walk-off home run in the Babe Ruth World Series when Justin was 12 and surrounded by teammates a year older. There was the time Justin qualified for track nationals in the softball throw — the kids were too young for shot put. But the moment it dawned on Mitch that his kid brother would “play on Sundays” was when Justin threw for 489 yards as a true freshman in a 54-35 win over Arizona State.

“That was the first time I thought, ‘OK, he’s the real deal,’” Mitch said.

Justin Herbert played much of last season with a broken left hand. Mitch, who sees those types of injuries on a regular basis, was in awe of his brother’s pain threshold.

“He’s much tougher than I am, I’ll say that,” Mitch said. “He’ll do whatever it takes to put the team first and be out there to help the guys, and that’s always who he’s been.”

It was a bizarre fluke that led to Justin Herbert’s first NFL start. Minutes before the Chargers played defending Super Bowl champion Kansas City in a Week 2 game, Herbert got the nod over slated starter Tyrod Taylor.

Taylor was dealing with a rib injury, and a Chargers doctor attempted to give him a pain-killing injection before the game. The needle accidentally punctured Taylor’s lung, causing chest pain and difficulty breathing. He was transported to the hospital, and the rookie Herbert took over the starting job.

Meanwhile, Mitch Herbert was living in New York as a first-year student at Columbia medical school. He was in the library prepping for a biochemistry exam.

“I got a Facebook message,” he said, although he couldn’t recall from whom. “Then the texts started to flood in. Mom, Dad, other friends.”

The game was about to kick off, and Justin was the unexpected starting quarterback.

Suddenly, studying could wait.

Mitch frantically tuned in on his iPad and tried to contain his excitement as his brother had an outstanding debut, nearly leading the Chargers to victory.

“It was really hard to stay quiet in the library after his first couple of throws,” he said.

Six years later, Mitch’s enthusiasm hasn’t dimmed.

“There were times last year when I would have a 24-hour shift on a Saturday and finish on a Sunday morning at 8 a.m.,” he said. “I’d come home, catch a few hours of sleep and go over to SoFi because it’s so close and watch Justin play. I wouldn’t be able to do that anywhere else. It’s pretty special.”

It gets even better. Mitch is working with the Chargers’ doctors this season so he’s often at practice, where not only Justin but now Patrick will be. The Chargers are looking to win a playoff game — and more — for the first time since 2019.

Three men and a maybe.

Alec Ingold

An NFL player thought he knew pressure. Then his mentor was diagnosed with cancer.

Alec Ingold
The Athletic
August 7, 2026

This story is part of Peak, The Athletic’s desk covering the mental side of sports. Sign up for Peak’s newsletter here.

Alec Ingold is a fullback for the Los Angeles Chargers. He is in his eighth season in the NFL.

My offseason has been filled with change.

After being released by the Miami Dolphins and signing with the Los Angeles Chargers in March, my wife and I had to pack up our life, move across the country and walk into a completely new environment. It’s pretty easy to let your entire identity become tied to production in the NFL when facing this type of change — your body fat percentage, your film grade, your yards per carry. If you don’t perform, the machine moves on without you.

I thought I understood the limits of that pressure.

Then I hopped on a running series of morning phone calls with Tony Noel.

Tony was my first business manager, a veteran executive who spent more than three decades building teams, hitting metrics and navigating the hyper-competitive landscape of corporate America. I want to teach others the life lessons learned through sports, and Tony helped me. He was the guy who looked at the mindset framework I built for locker rooms — what I call in my book The 7 Crucibles— and told me I was thinking too small.

“Corporate America needs this more than the athletes do,” he would tell me over the phone. “Executives don’t know how to endure adversity; they only know how to manage stress.”

We were actively working on a project to scale those athletic principles into the corporate world when Tony went to an emergency room for a routine scan. The diagnosis was swift, brutal and seemingly final: stage III, potentially inoperable liver cancer.

The initial prognosis gave him six months to two years to live.

Every morning on my commute to “The Bolt,” the Chargers’ training facility, Tony’s voice filled my car speakers. On one end was an active athlete driving to practice; on the other was a veteran leader battling a terminal illness. Those introspective conversations — sometimes as short as 15 minutes, other times as long as 45 — reshaped my perspective.

These are the five lessons Tony and I figured out on those morning drives, and how a man looking death in the face ultimately rejuvenated my mindset and my purpose on the field.

1. The Marriott illusion

In the high-stakes world of elite performance, whether you are running routes or running a supply chain, there is a dangerous lie we all tell ourselves: Identity is tied to production.

Tony was a master of production. In our phone conversations detailing his three decades in business, he described a life built on relentless output. He accumulated over 500 nights in Marriott hotels, leaving his wife, Angie, to anchor the household as he chased performance plaques defining his identity as a corporate “star.”

“I looked back at those plaques on my wall recently,” Tony told me over the phone, his voice heavy but clear. “And I thought, ‘This is bullshit.’ You spend literally years of your life on the road to be looked at as a high performer, and you can never get that time back. The plaques don’t sit with you in this room. What I did with my kids, the moments I missed — that’s the stuff that actually matters.”

When the diagnosis hit, the corporate machinery did exactly what it always does: It kept moving. Tony went on medical disability. The torrential downpour of daily corporate emails slowed to a drizzle, then stopped completely. The meetings he used to lead were scheduled without him.

This is the hidden crisis facing thousands of corporate executives and athletes alike. We build our entire psyche around being indispensable to an organization, but organizations are built to last. When injury or illness sidelines you, you are forced to confront a terrifying reality: Who am I when I am no longer on the team?

It’s a terrifying question, yes — but it is also the only point in life where you are finally free to define yourself by who you are, rather than what you produce.

2. Trading the telescope for the microscope

When elite performers face a crisis, their default reflex is to outwork it. They extend their horizons. They look through a telescope, map out a five-year plan, and try to force the universe into compliance through sheer volume of effort. I’m guilty of putting together a vision board or two.

But when you are facing terminal liver cancer, you lose control of the telescope. You cannot control the long-term outcome. You cannot out-hustle cellular mutation.

Tony realized that to survive, he had to change his optical tool: He had to let go of his telescope and pick up a microscope.

“As a young professional, the goal is always to be unstoppable by keeping the end in mind,” Tony told me. “But right now, I don’t know what the end in mind is. The end is completely unknown. So the macro doesn’t matter anymore. We have to take one single day at a time and simply control the inches in front of us. The magic happens entirely in the microscope.”

Under the microscope, high performance looks completely different to Tony now. It isn’t about quarterly revenue or winning a championship ring. It is the discipline required to drink 100 ounces of water a day when his body rejects it. It is the mental warfare of forcing himself to walk slowly, shaking as he walks laps around a fourth-floor hospital hallway in a gown while tethered to an IV pole. It is choosing to eat a clean piece of fish and fresh vegetables when chemotherapy has stripped away his appetite entirely.

Athletes call this the “grindset.” It is the radical commitment to upholding a standard when there are no cameras, no fans clapping and your body is begging you to give up.

Tony didn’t surrender to his prognosis; he chose to compete.

He treated his oncologists as offensive coordinators designing an attack plan. He treated chemotherapy as his defensive line. He took ownership of his data, conducting his own medical “film study” on every blood report and biopsy. More importantly, he found a victory that no championship ring could match: the quiet, steady peace of being fully present for the people who mattered most.

3. The reversal of support

Perhaps the hardest crucible for any high-achieving individual is not the output of energy, but the receiving of care. Leaders are hardwired to provide, to protect and to carry others. Asking for help feels like an admission of a cracked mask.

Tony’s daughter, Josie, told me that her dad had always been “horrible” at asking for or receiving support. He was the anchor; anchors don’t lean on the ship.

In fact, when the reality of the diagnosis settled, Tony did exactly what every elite manager does: He tried to organize his new game plan on a whiteboard. He sat down and mapped out a meticulous bucket list of 10 specific people he needed to help, protect or professionally stabilize before his time ran out.

“I wanted to check those boxes so I could look at the list and say, ‘OK, I can die now,’” Tony told me.

The irony was staggering. Here was a man facing an existential storm, entirely focused on executing a strategy to carry everyone else, missing the truth that resilience requires the vulnerability to let others support you when you need it.

The breakthrough didn’t happen because Tony checked a box on his list; it happened when he was forced to sit still. During a grueling chemotherapy session, the door to his sterile treatment room creaked open. Standing in the doorway was his lifelong friend, Mike. Mike hadn’t called ahead; he hadn’t asked for permission to help. He had simply driven 40 minutes across state lines to surprise Tony and stand silently next to his chemo bag.

“I looked up and saw Mike standing there, and I just started bawling my eyes out,” Tony whispered, the emotion in his voice raw.

For those few hours, the 10-person list evaporated. The strongest people aren’t the ones who carry the world alone; they’re the ones who realize their team is ready to help get the next first down.

4. The full growth spurt

As the days passed and our phone calls continued to dive deeper into Tony’s story, I became fascinated with his new perspective on life.

While playing for the Dolphins, I’d heard the phrase “momento mori” in team meetings. It’s a stoic philosophy calling us to maximize each and every day as we get one day closer to death. Now I was experiencing that with Tony in a profound way.”

I spoke with Tony’s mother, Lois. She described a kid who, at 16 years old, stood just 4 foot 8 and weighed barely 80 pounds because of a severe, unchecked battle with Crohn’s disease. He was so small that he had to take his physical education classes at the very end of the day just to avoid being ridiculed by the bigger kids in the hallways.

Lois recalled driving Tony through the winding back roads of Harmony, Minn., on their way to the Mayo Clinic decades ago, begging doctors to find a way to help her son grow. A team of clinicians performed an aggressive bowel resection surgery, removing the diseased tissue and unlocking a massive, delayed growth spurt that eventually shot him up to a commanding 6-1.

Forty years later, Tony is walking through the exact same hallways of the Mayo Clinic, tracking cancer markers instead of growth plates.

The parallel is unmistakable.

So, for me, was the lesson: We’re all better because of the adversity we endure, not in avoidance of it.

5. Turning off the scoreboard

We live in a culture obsessed with optimization, longevity and winning. We measure our lives by the numbers on our contract, the balance in our bank accounts or the speed of our ascent up the corporate ladder.

Tony’s journey is a reminder that the scoreboard is an illusion.

“I no longer measure wealth in money, titles, or quotas,” Tony told me on our most recent phone call as I pulled into the Chargers’ parking lot. “I measure it entirely in moments, in peace, and in the people I love.

“I don’t know how much time I have left on this contract, but I know this: A meaningful life is never measured by how long you play the game. It’s measured by how deeply you love, how hard you fight, and how willing you are to keep walking through the fire for the people next to you.”

As I prepare for another NFL season, I carry Tony’s microscope with me. The stadium lights will eventually fade, the playbook will change, and the machinery of sports will substitute my jersey number for someone else’s. But the character forged in the invisible fights? That’s the real victory.

The scoreboard might turn off, but the life you build and the people you impact begins to mean everything.

Alec Ingold Inducted into Jason Taylor Community Hall of Fame For Impactful Work

Omar Navarro
Chargers.com
June 9, 2026

A three-time Walter Payton Man of the Year nominee, Alec Ingold has made a wide impact on his community throughout his career.

The Chargers fullback recently added to his list of accomplishments as he was honored by Pro Football Hall of Famer Jason Taylor, one of the most impactful members of the community in Miami.

Ingold was inducted into the Jason Taylor Community Hall of Fame for his vast community work in Miami during his time with the Dolphins. The event was the sixth annual UKG Jason Taylor Community Hall of Fame Dinner and held in South Florida last month.

Taylor, one of the most impactful members of the Miami community, founded a Hall of Fame of his own to celebrate individuals who inspire him daily to carry out his foundation's mission.

The fullback founded Ingold Family Foundation in 2022 that provides underserved youth with learning experiences focused on leadership, financial literacy and personal development.

His impact in South Florida during his time there with a multitude of events and partnerships was felt greatly.

"It's really cool," Ingold told Chargers.com. "Jason himself, being from that community and all the things he's done, he's the gold standard.

"Gold jacket, inducted into [the Dolphins] Ring of Honor and then also his community work being a Walter Payton Man of the Year Award winner," Ingold continued. "All those things are really cool so to be acknowledged by him, his family, his organization for the work we did down there, that's kind of a stamp of validation that what do has a standard to it."

"Definitely took a lot of inspiration from him during my time there, so it was a cool way to wrap everything up down there," Ingold added. Ingold's foundation hosted a number of outreach events such as youth football camps, launched events to teach financial literacy and supported children in foster care, among many other things, during his time in Miami.

The goal for his foundation continues to be to bring much needed attention and financial support to the children within the country's child welfare system and focus on financial, mental, and physical health.

A native of Green Bay, Wisconsin, community work and helping make an impact was something Ingold took to heart from the beginning as he understood the opportunity and platform he had and wanted to use it for good.

"I grew up in Green Bay so going to the grocery store or anything, seeing football players was the coolest thing ever," Ingold said. "I knew from a very young age if I ever were to make it to the league, I would want to turn around and pay that right back.

"Just understanding how much influence, guidance and leadership the NFL and league itself has, it's such an amazing platform so you want to use it for some good," Ingold added.

Not only has he made his stamp wherever he's been, the community has made an impact on him personally, as well.

"I think the intentionality of wanting to reach out and make your community a better place, I think it makes everybody better and it holds me accountable and when you get into some of those environments, it's really cool to see," Ingold said. "Kids sometimes teach you more about yourself than you're teaching them, so it's a cool relationship you're able to build."

Now as a member of the Chargers, Ingold said he and his foundation have their sights set on the impact they could make in Los Angeles.

"We learned a lot the last couple of years in Miami about what was going to stick and what wasn't," Ingold said. "We get to bring the foundation and a lot of experience in what we do well, what we do unique and who we can reach out to in order to partner.

"We're really looking forward to working mindset health for student-athletes, coaches, because that was a thread that a lot of people really enjoyed," Ingold added.

Having hosted a number of events, he's excited to bring those ideas now in Southern California.

"I think teaching life lessons that sports can teach us in a unique, fun way and bring a little juice to the everyday, mundane workouts the kids might be going through or during the schoolyear or helping out educators, teachers and mentors," Ingold said. "That's our lane and we're really excited to partner with a bunch of people down here and get that rolling."

Derwin James Jr.

For Derwin James Jr. and the Chargers, winning over L.A. starts with playoff success

Mirjam Swanson
Los Angeles Times
September 6, 2026

Don't know who needs to hear this — certainly not Chargers fans — but Derwin James Jr. is a block-knocking, bone-crunching, body-rattling delight.

And you owe it to yourself to indulge at some point this NFL season in the Derwin James experience.

He's a football player's football player. A leader's leader. A "force multiplier," as former Chargers general manager Tom Telesco put it.

"There aren't a lot like him that I've been around," Telesco said. "Especially on the defensive side. Some quarterbacks — Philip Rivers, Peyton Manning, Andrew Luck. But being on the defensive side? He's one of one."

That's why the Chargers have twice made him the NFL's highest-paid safety, including this past May, when James, 30, inked a three-year, $75.6-million contract extension before his eighth NFL season.

A four-time All-Pro selection, he's recorded 100 tackles in four seasons and racked up 94 last season for a Chargers defense that gave up the fifth fewest yards (285.2 per game) in the NFL.

"Just … the best," said Jim Harbaugh, pausing to search for a characteristically clever way to describe James and coming up with just this: "Yeah, he's just the best."

And because James has been a Charger since they drafted him 17th overall in 2018, odds are that unless you're a Chargers fan, you probably haven't paid enough attention to him.

A heat-seeking missile in human form, he might not even be on your radar.

Not here, in this metropolis teeming with major teams. The second-biggest NFL market also ranks as the second-toughest to compel buy-in, according to the Nielsen Scarborough NFL Fandom Index, measuring factors such as apparel purchases, attendance, social media engagement, radio listenership, streaming habits and TV viewership.

And the NFL footprint is still fresh in L.A. Year 10 for the Chargers, who made a lot of San Diegans mad and sad in 2017 when they moved out and up the freeway to L.A.

The Bolts came out swinging with a slogan — "Fight for L.A.!" — that didn't land. They had to slash ticket prices in the middle of the season. They were the team nobody asked for.

Second fiddlers to the Rams. The team that again has been dominating headlines this year by bringing back Aaron Donald, bringing in Myles Garrett and in so doing further bringing up their odds as the favorites to win another Super Bowl at SoFi Stadium like they did in 2022.

But there's also been forward progress for the Chargers, who in 2024 opened "The Bolt," a gleaming, $250-million training center in El Segundo. They set a team attendance record at SoFi in 2025, averaging 71,560 fans — and some games, like against the Houston Texans and Tennessee Titans, drew true home crowds, congregations of fans cheering the Bolts and not the other guys.

The Chargers can boast of a highly engaged online fan base, ranking No. 2 in the NFL in YouTube views and No. 4 in total subscribers in 2024. They can take credit for helping turn the annual schedule release into an event; last year their Minecraft-themed release video was the most viewed reveal on X with more than 19 million views. Their myriad uniform combinations have been a hit.

But for any of that to matter, the real wins will need to come on the field. In the playoffs.

"This is a winning edge for us here, having all these things that are resources," James said. "But I always try to tell the guys, 'It's one thing to have all this nice stuff, but, man, we got to put it to work, you know what I mean? We got to take advantage of it.'"

The Chargers — who open the season by hosting the Arizona Cardinals on Sept. 13 — haven't won a playoff game since 2018. But they have been wild-card participants three of the last four years, and are projected to finish this season with between nine and 11 victories.

In Harbaugh, they have a big-name coach calling the shots. And in Justin Herbert — the strong-armed, silent type — they've got one of the most talented quarterbacks in the league.

And they have James, the quick-thinking, quick-acting, 6-foot-2, 215-pounder whom Harbaugh has called "the best safety he's ever seen" showing up every day, happy to be pushed hard.

"I started playing the game in the yard just as a kid, imagining I was in the Super Bowl making that last play, doing the countdown, '5, 4, 3, 2, 1!' and making the big play," said James, whose second cousin Edgerrin James is a Hall of Fame running back, cousins Mike James and Vince Williams played in the NFL, and whose dad, Derwin Sr., had game too.

"That's how I started playing, and I've just been getting that same joy."

He's not a new commodity, but he's a steady one.

"He's the same person he was when he was in high school, hasn't changed at all," said Chris Hays, who covered James in high school and at Florida State for the Orlando Sentinel. "Always carries a big smile and a great attitude.

"And no doubt about it, he's probably overlooked, quite honestly. Obviously, he's a great player, but he doesn't get the attention. If he was a Chief during the Chiefs' run, he would've been big-time, on everyone's lips."

Telesco thinks it's coastal bias at work.

“Sometimes that happens on the West Coast,” said Telesco, the Chargers’ GM from 2013 to 2023. “But I’ll tell you this: He does not go underappreciated in that building.”

And an appreciative James will tell you, too: He’s delighted to be a Charger.

“People say we don’t have fans, but I don’t believe that,” James said. “Because anytime I have a signing, an event, a kids’ camp, anything, it’s nothing but Chargers fans.

“And I know a lot of emotions go through their heads, for sure. I talk to a lot of them, and they’ll be like, ‘Y’all taking me through it!’ That’s any football fan I feel like. The highs, the lows, but like I said, they’ve stuck with us through it all, and we love them for it.”

Now for James and his Chargers to spread the love and make it stick, they know what they have to do.

Win when it matters.

Chargers didn’t just pay Derwin James the player — they rewarded the man

Fernando Ramirez
The Sporting Tribune
May 29, 2026

El SEGUNDO, Calif. -- Right before the first practice of OTAs, the Chargers decided to lock in their franchise safety, Derwin James, with a three-year contract extension.

It is rare for a player to become the highest-paid player at his position twice with the same team, especially when that player is not a quarterback. James accomplished exactly that with his new extension.

"It meant the world to me," James said. "Since Day 1, the organization believed in me, drafted me in 2018 and then making me the highest paid safety for the second time."

On Tuesday, James was doing recovery work at home in an Epsom salt bath when he received a call from his agent, David Mulugheta of Athletes First. For a second, James was puzzled about why his agent was calling.

Mulugheta informed James that the extension was finalized and that he would remain a Charger for years to come, news that made him extremely happy.

“I was very excited, so he surprised me yesterday,” James said. “It was very exciting to hear the news. Shout out to him, man, he's best in the game, man. Nothing but respect for him.”

Since being drafted by the Chargers, James has had two goals: winning a Super Bowl and spending his entire career with the organization.

On Wednesday afternoon, James reflected on growing up playing football for free in the backyard and said that same passion and intensity still fuels him every day.

“When I play football, when I wake up in the morning, that's all I think about,” James said. “So yeah, man, it definitely feels different, man.”

During the first day of OTA practice, there was no sign of James taking it easy after signing the extension. The secondary was running drills with defensive backs coach Steve Clinkscale, and James was first in line.

When it came time to hit the sled, James flew through the drill before quickly turning around to cheer on teammates or stop younger players to give advice on how to approach the drill differently.

The amount of “well deserved” and “no one better” comments from former teammates and current players under the Chargers’ Instagram post announcing the extension was not surprising.

The respect for Derwin James the player is obviously through the roof, but the love for Derwin James the person is what made so many people around the building happy to see him receive the extension.
“It’s a dope thing to see a guy like not just the football player, but just the man that he is off the field,” Mack said. “One of the greatest teammates I've ever played with, just from a standpoint of the man.”

Mack is a player who has flirted with retirement in the past, and James has consistently tried to convince him to keep playing. The two are entering their fifth season together, and for Mack to call James his “greatest teammate,” it carries significant weight.

The veteran edge rusher is not known for casually throwing around praise. If he says something, he means it.

“You want to keep a guy like Derwin in any building,” Mack said. “I’m sure any team around the NFL would want to keep him for a lifetime.”

One player who instantly felt James’ support after being drafted in the third round in 2023 was linebacker Daiyan Henley.

The two share Mulugheta as an agent, but they have also developed a clear big brother-little brother relationship. On Wednesday, Henley spoke from the heart about his teammate.

“I’m just proud of him, because I mean, ever since I've been in this building, he took me right in his wing and became my big bro,” Henley said. “He’s everything that I aspire to be as a player, and not only that, but like as a man amongst people. He treats everyone the same, and so just truly appreciate him.”

Before his second season, Henley hosted a youth camp and said the first player he asked to attend was James. Numerous players have talked about how willing James is to offer advice or show up to support their events.

“I want to make sure that I have that same effort, that same mentality, and it can be seen, and someone else can talk about me in the same light one day,” Henley said.

The veteran safety has spoken in the past about how short an NFL career can be and how important it is to make the most of every moment.

Now that the extension is complete, James has his sights set on playing at SoFi Stadium at least 13 times this season: twice in the preseason, eight regular-season home games, once as the away team against the Rams, and once in the Super Bowl.

“I want to win the Super Bowl so bad, man,” James said.

That is the one major accomplishment still missing from his career.

The Chargers have been “close” in the past, but the closest James came to a Super Bowl appearance was during his rookie season in 2018, when the team was routed by the New England Patriots in what became Tom Brady’s final Super Bowl run with New England.

Since then, it has been playoff disappointment after playoff disappointment, but this year feels different for the Chargers. The players appear tired of talking about potential and seem ready to prove it on the field.

The Chargers are entering Year 3 under Jim Harbaugh and Joe Hortiz, and the roster is beginning to fully reflect their vision, with only 11 players remaining from the Tom Telesco era.

The defense has consistently been one of the team’s strengths under Harbaugh, and the biggest missing piece has been the offense. The addition of offensive coordinator Mike McDaniel could make a major difference.

“Being the last team playing, especially in Sofi, bro, this year, so man, I definitely want to be through that,” James said.

The contract extension was well deserved for James, who has been the heart and soul of the Chargers organization since Philip Rivers left in 2020.

“Best player meets combination of best human being,” Harbaugh said. “You can't say that anybody more than Derwin fits that, and I've worked with a lot of people, just incredible.”

James is the Chargers’ go-to player for meet-and-greets, autograph signings, and community events. Rarely, if ever, does he say no because he understands the importance of every aspect of the game and the organization. He also hosts a Thanksgiving event where he hands out turkeys and provides meals for numerous families.

Derwin James the player deserved this extension, but more than anything, this moment was about Derwin James the person and everything he has meant to the Chargers organization since 2018.

“That's what you dream of,” James said.

Tony Jefferson

‘Unc’ Gets His Day: Chargers safety Tony Jefferson Honored by Chula Vista

Fernando Ramirez
The Sporting Tribune
June 15, 2026

SAN DIEGO, Calif. --Tony Jefferson stood at the 40-yard line of his alma mater, Eastlake High School, with his four children on one side and Chula Vista Mayor John McCann on the other.

McCann announced that June 13th would officially be known as “Tony Jefferson II Day” in the city of Chula Vista. After thanking the mayor, Jefferson hugged his children and then his parents.

“When you get recognition like that, you gotta uphold your name and who you are, your character,” Jefferson said. “’It’s just another role I believe that I want to keep ascending on that day. I want to make sure that I'm doing something on that day that's still giving back.”

It was moments before Jefferson began his annual football camp, which he started before the pandemic and has continued to grow each year. He said that even if the camp does not always fall on June 13, he plans to continue finding ways to give back to the community because it is now a day that carries special meaning for him.

When he announced this year’s camp on Instagram on April 25, it sold out in less than 24 hours. More than 500 campers signed up, something that excited him.

“I see the same familiar faces every year,” Jefferson said. “I see them growing as well, too. So it's kind of cool to see the growth of the kids, and them just being excited year after year, coming and doing this. It's all about the kids at the end of the day, and about the future, so you want to try and teach competition and competing with coming out and going against your peers, and this is just another opportunity.”

June 13th was a perfect day for the Chargers safety for multiple reasons. Typically, his camp takes place after minicamp, when most of his teammates have already returned home.

This year was different because the NFL calendar was pushed back a week due to Super Bowl LXI being played on Feb. 14. The league is believed to be experimenting with the possibility of an 18-game season, which contributed to the schedule shift.

The Chargers begin minicamp on June 16, meaning Jefferson’s teammates were still in town and able to attend the camp. Safeties Derwin James, RJ Mickens and Genesis Smith; cornerbacks Cam Hart, Tarheeb Still and Donte Jackson; linebacker Daiyan Henley; and tight end Oronde Gadsden were all on hand to help the campers learn.

“I am just really thankful they came,” Jefferson said.

It was a hot afternoon, so coaches made sure the campers took multiple water breaks. During those breaks, however, they encouraged the kids to approach the NFL players, ask questions and seek advice. The goal was for the campers to absorb as much information as possible.

Each of Jefferson’s teammates has a unique journey. James was projected as a top-five player in the 2018 NFL Draft before falling to No. 17 overall. Gadsden arrived at Syracuse as a wide receiver before converting to tight end. Jefferson himself starred at Oklahoma but went undrafted.

“My journey has been up and down and all over the place, so the more I could get in their ear and just share my experiences, that's happened, and the flows of how not everything's going to go your way, persevering through stuff,” Jefferson explained. “I think it's a great message and story to be able to pass out to the younger generation.”

One thing Jefferson noticed immediately while walking around the camp was how often he heard his nickname, “Unc,” being shouted in his direction.

“I’m like this is this is insane, it's passed down to these kids,” Jefferson said laughing.

Jefferson is the oldest player in the Chargers secondary. Younger teammates first started calling him "Unc" when he signed with the Chargers in 2024 after coming out of retirement.

The nickname quickly caught on. Fans use it on social media, the Chargers use it in team content and now even young campers refer to him that way.

“Fully embraced,” Jefferson said. “It's who I am at this point.”

There were plenty of reasons for fans to embrace the nickname last season. Jefferson recorded a career-high four interceptions.

The most important came in Week 14 against the Eagles. With the Chargers leading 22-19 in overtime, Philadelphia had a first-and-10 at the Chargers' 17-yard line and was driving for a potential game-winning score. Eagles quarterback Jalen Hurts rolled to his right as Khalil Mack pressured him into an off-balance throw. Hart tipped the pass into the air, and Jefferson secured it with a one-handed interception to seal the victory.

Despite that success, Jefferson believes there is more to accomplish in 2026.

"I could have had way more interceptions. I could have had seven or eight, in my opinion," Jefferson said after a recent press conference. "That's what I'm chasing this year. Shock the world and shock everybody … I don't think that's something that is far-fetched for me with the positions I put myself in.”

It was a special day for Jefferson at Stan Canaris Stadium, where he made countless explosive plays as a running back and created numerous turnovers on defense. He also helped deliver Eastlake's first CIF football championship in 2009.

Now, he wants similar glory in the NFL.

As an undrafted free agent, Jefferson was never supposed to make it this far. Even before his first retirement, few expected him to build the career he had. Fewer still expected him to return and produce at the level he has over the last two seasons with the Chargers.

Jefferson came within one game of the Super Bowl in 2015 but has yet to make it to the big dance.

The Chargers' offense has often been the team's Achilles' heel in recent seasons, particularly in the playoffs. However, the addition of Mike McDaniel as offensive coordinator has many around the NFL believing this could be the franchise's best opportunity yet.

Jefferson plans to do everything possible to help ensure the Chargers are playing at SoFi Stadium on Valentine's Day 2027.

"I want to win a ring," Jefferson said at the press conference. "The Super Bowl is in LA, at our home stadium, so I'm trying to do whatever I can as far as being a leader and my playmaking ability to put my best foot forward on the field."

Khalil Mack

Chargers veteran Khalil Mack continues to chase his football dreams

Elliott Teaford
The Orange County Register
July 30, 2026

EL SEGUNDO — It’s a daily balancing act, no question, a daily work-life balancing act that makes Chargers outside linebacker Khalil Mack very much like the average 35-year-old attempting to be the best father and spouse possible while also trying to maintain a lofty status as a reliable and productive employee.

It’s not easy.

It’s why Mack acknowledged Thursday, on the second day of training camp, that he’s thought of retiring and devoting himself fully to his family. He has managed over 13 seasons in the NFL, including the past five with the Chargers, to juggle his private and professional lives.

It might have been easy to walk away after the 2025 season, after nine Pro Bowl selections and a Hall of Fame-caliber career, after being named the NFL Defensive Player of the Year in 2016, after having tormented so many quarterbacks with his relentless pass-rushing ability over so many games over so many seasons.

One thing brought him back to the Chargers for this season, though.

“I want to win a championship,” he said.

Mack is 0-6 in playoff games in his career, including 0-3 with the Chargers.

It stings. How could it not?

So, the upcoming season represents another opportunity for Mack to win. He signed a one-season contract with the Chargers worth a guaranteed $18 million, similar to the deal he and the team reached the previous offseason as well. He was willing to continue his work-life balancing act for another season.

“I was leaning toward coming back the whole time,” Mack said. “It’s considering this stage of life, my kids, you know what I mean? It’s that balance of being a dad and a husband and still trying to follow your dreams. You know what I mean? I still don’t feel like I’m in a position to do both. I still spend time with my kids and my wife, but that’s the balance of football. I feel like you still get to spend time, but it takes time to figure that part out, you know what I’m saying?

“So, yeah, I don’t want to give up on my dream.”

So many of Mack’s friends and rivals have abandoned the game to focus on other things, including family. Mack only needs to look around the practice field or the locker room to see how many young players have replaced the ones who he once knew all those years ago. He is the elder statesman.

It’s not necessarily a new role, but it’s one he’s come to embrace more fully.

No question, it’s one the Chargers have embraced, too.

“Priceless, priceless,” Chargers defensive coordinator Chris O’Leary said when asked what it meant to have Mack back in the fold for another season. “I’ve said it before, but he’s the flag-bearer of our culture on defense. He leads the way with his actions. When it’s time for him to say something, he’ll say something.

“You’ve got a group of young edge rushers in that room that all they’re doing is watching everything he does and listening to everything he says. So, it’s more valuable than anything I could say or do. So, having him here is priceless.”
For example, two years ago, when then-rookie cornerback Tarheeb Still said goodbye after a workout on a Thursday during the offseason, Mack asked why Still wasn’t coming in on Friday. Still showed up the next day, and by Mack’s reckoning hasn’t missed a Friday ever since.

For another, offensive lineman Joe Alt went to Mack repeatedly for advice and counsel during his rookie training camp after the Chargers picked him fifth overall in the 2024 draft. Mack was eager to give up his secrets and Alt became a Pro Bowl pick after the ’25 season despite a season-ending injury.

For one more, edge rusher Akheem Mesidor said not long after the Chargers made him the 22nd pick in the draft this past April that he intended to quiz Mack in order to learn all he could about being a pro football player on and off the field. Again, Mack was only too happy to oblige.

“Just trying to pick his brain as much as possible,” Mesidor said in April.

And so it goes for Mack. He could still recall who assisted him as a rookie with the then-Oakland Raiders, who answered his questions after he had been drafted fifth overall from the University of Buffalo in 2014, who helped guide him to the remarkable career he has had since then.

Charles Woodson was one of them, a Hall of Fame defensive back after 18 years in the NFL, including 11 with the Raiders.

“Just having those voices on the field and off the field with advice, just having those examples around me early on, it was the catalyst for my career,” Mack said. “I had them to lean on and I was very fortunate to have those guys early on and sprinkled in the world … and pretty soon I was probably the oldest guy on the team.”

Akheem Mesidor

Chargers rookie Akheem Mesidor paving way for Ottawa NFL players

Kris Rhim
ESPN.com
August 21, 2026

VICTOR TEDONDO WOKE Akheem Mesidor out of his sleep.

It was around 2015 when Tedondo, the coach of the Gridiron Academy, was taking Mesidor and some other players in his minivan on an over 800-mile drive from their hometown of Ottawa, Canada, to a high school football camp at the University of Indiana.

Tedondo began training Mesidor at the football academy when he was 8 years old, becoming one of the most impactful coaches in Mesidor's development. "These car rides were always the worst," Mesidor said, because it was when Tedondo critiqued players. And they were particularly bad for whomever was sitting exactly where Mesidor was: in the passenger seat next to Tedondo.

"Akheem, you're about to go play against some real dogs. You think you're good?" Tedondo asked.

"Yeah."

"Does your mom tell you you're good?"

"Yeah."

"You f---ing suck," Tedondo said.

"I did not like him," Mesidor laughed. "A lot of people didn't like him but once you started doing better and performing, he started easing off. The more of a dog you were, the less you heard."

At that camp in Indiana, Mesidor, then 14, was playing inside linebacker, but he lost in three consecutive one-on-one reps, and Tedondo pulled him and forced him to play defensive line. From that point on, Mesidor has played defensive line, evolving into one of college football's best outside linebackers at the University of Miami and a first-round pick (No. 22) by the Los Angeles Chargers in this year's draft.

Mesidor is Ottawa's first first-round NFL draft pick, a feat he credits in part to the many uncomfortable minivan rides and grueling training sessions with Tedondo. Defensive end Brian Belway became the first Ottawa-born player to appear in an NFL regular-season game in 1987, and it took 30 years for the next.

Now, Mesidor is the latest of an influx of NFL players to come from Canada's capital. Among active players, Mesidor joins New England Patriots linebacker Jesse Luketa, Chicago Bears defensive tackle Neville Gallimore, Rams outside linebacker Wesley Bailey and Miami Dolphins defensive tackle Rene Konga. They believe they're only scratching the surface of the talent back home.

"I take a lot of pride in coming from Ottawa because a lot of people don't do it," Mesidor told ESPN. "... We have dogs in Ottawa. The kids just need guidance, and they need people who believe in them."

IT'S JUST BEFORE 9:30 a.m. at the Chargers facility on the 11th day of training camp, and Mesidor is the only player on the team's practice field. Practice doesn't begin for another half hour, but he's already in a deep sweat and going through swipe-rip pass-rush moves. Mesidor is one of the first players on the field each day, maintaining a pre-practice routine since he was drafted that has impressed his teammates and coaches.

The extra work is something Mesidor has grown accustomed to. He also swims as a part of his training, a routine that began at Miami to help shed weight after transferring there from West Virginia in part because he wanted to shift from the interior defensive line to edge rusher, where he feels most comfortable.

"He's the first one on the field every time. He goes about it like a pro," Chargers outside linebacker Tuli Tuipulotu said. "He's very locked in. He knows what he needs, what he wants, and that's what we love."

Mesidor's time at different positions on the defensive line made him attractive in the draft process for his versatility, and his six years in college helped him develop a refined tool of pass-rush moves.

"When he puts his hand down on the ground at the defensive end, the five technique, there's flashes of elite," Chargers coach Jim Harbaugh said. "The initial quickness, the strength, very polished in his arsenal of what he can do."

This version of Mesidor seemed impossible back at Gridiron Academy. "When it came down to physical training, he was not really about it," Tedondo reflected, "but he loved football."

That love for football brought Mesidor and Tedondo together. Tedondo introduced himself to Mesidor when Mesidor was in elementary school. At that time, Mesidor was playing for the youth football club North Gloucester Giants, and Tedondo was coaching the Orléans Bengals. Tedondo recalls blowing out the Giants in a game. But Mesidor caught Tedondo's attention.

"It was his tenacity. He just kept fighting," Tedondo said. "A lot of young kids just gave up because they didn't have that mental toughness, that resiliency at that age to keep fighting. And Akheem just kept fighting."

After that game, Tedondo, then 22 years old, asked Mesidor to train at his academy. Over the next decade, Tedondo became a father figure to Mesidor, who had grown up without one present in his life. But the relationship wasn't always smooth sailing.

Mesidor evolved into a good football player, but he had fallen behind his peers who had begun receiving Division I offers as freshmen and sophomores. Tedondo said that Mesidor trailed his peers because he hadn't committed to the work outside of football -- lifting, conditioning and his diet.

After attending a camp at the University of Michigan before his sophomore year, Mesidor watched how coach Harbaugh -- who coincidentally is now Mesidor's pro coach in L.A. -- offered another Gridiron player, Kenny Mestidor, a scholarship to play football at Michigan.

Already frustrated by his progress and peers seemingly passing him by, Mesidor decided he wanted to quit football. He got a job at Domino's Pizza and stopped training for a few weeks at the academy. At the same time, Mesidor's personal life was in turmoil: He struggled in school, his single mother struggled to make ends meet, his brother was in a drug-induced coma, and he had a sister dealing with legal troubles.

But after a conversation with Tedondo, Mesidor learned that the most realistic way to change his situation was through football.

"He used to run away from struggle," Tedondo said. "He used to run away from his life in a sense because he was dealt with a lot at home. But from that moment, everything started clicking."

Soon, Tedondo began finding Mesidor training at the academy before he got there. It was there that Mesidor began doing many of the things he does now -- arriving early to practice, staying late, doing extra work in the weight room -- and as a junior, he received his first Division I offer from Syracuse. For his senior season in 2019, Mesidor transferred to Clearwater Academy International in Florida, hoping to gain more exposure.

In that year he dominated, finishing with 18 tackles for loss, 92 tackles and 10 sacks, while cementing himself as a four-star recruit and receiving 20 Division I offers.

Mesidor eventually committed to the University of West Virginia, but Tedondo continued to push him from afar. Starting during his freshman year in 2020, Tedondo would call Mesidor before games to remind him that he belonged. The calls continued when Mesidor transferred to Miami as a junior.

Then one night Mesidor didn't answer.

"He didn't need it anymore," Tedondo said.

Mesidor laughs now when he hears this story. He doesn't remember ignoring Tedondo, but admits that his process, which began in college, is to ignore whomever is calling his phone the night before a game.

"I don't answer him. I don't answer my mom. I don't answer my girl," Mesidor said with a smile. "I just don't like really talking to anybody, being on the phone. It's my quiet time. It's time for me to relax before the game."

Over three seasons at Miami, Mesidor evolved into Ottawa's highest drafted prospect. In his final season at Miami in 2025, he led the team with 17.5 tackles for loss and 12.5 sacks as the Hurricanes made it to the College Football Playoff National Championship game. His production and work ethic made the Chargers fall in love with him in the draft process.

"We interviewed him and you just felt that in the room," Chargers general manager Joe Hortiz said. "He's a football player -- mature, driven, intelligent and just wants to work. And he's going to fit right in here."

His journey from pizza delivery man to first-round pick was aided by a program and coach back home that poured into him. It's why he believes with more infrastructure and opportunity there will be many more like him to jump from Ottawa to the NFL.

IN 1987, BELWAY, the defensive end, became the first Ottawa-born player to appear in an NFL regular-season game, playing once for the Los Angeles Raiders as a replacement during the NFL strike.

Ottawa -- Canada's fifth-largest city with just over one million people -- would go 30 years before producing its next NFL player.

In 2017, defensive tackle Eli Ankou ended the streak when he made the Jacksonville Jaguars roster as an undrafted free agent. Ankou went on to play eight seasons in the NFL, with his last year in 2024 with the Buffalo Bills.

"I think when a young man starts seeing others being successful in this space, it truly allows them to dream," Tedondo said.

That was the case for Luketa, the Patriots linebacker, who grew up playing for the South Ottawa Mustangs youth football club. His age group played games before the older teams, so he would often stick around after to watch the older groups. One of the players he kept a close eye on was Gallimore, who went on to become Ottawa's first drafted player when the Dallas Cowboys selected him in the third round of the 2020 NFL draft.

Two years later, the Arizona Cardinals drafted Luketa, turning the dreams he began believing while watching Gallimore into reality. This summer, there are five Ottawa-bred players on training camp rosters.

The recent influx of talent after a 30-year drought comes for two reasons, players say: Young players can see a proven path that previous generations couldn't, and more coaches and training academies are investing in football.

"We had a tremendous amount of talent in the city," Luketa told ESPN. "But we just lacked the resources."

According to a 2022 study by the Canadian Fitness and Lifestyle Research Institute, among children ages 5 to 17 who participated in sports, football/rugby accounted for just 5% of youth participation, compared with soccer at 28%, basketball at 17% and hockey/ringette at 16%. Football ranked second to last on the identified sports list, one percentage point above ice skating.

Luketa and Mesidor said that football attracted mainly lower-income kids because of the cost barrier to entry for other sports, but that the sport's infrastructure pales in comparison to that of the United States.

For example, the North Gloucester Giants -- where Mesidor played -- charges CA$350 (about $251.11 US Dollars) plus membership fees a season, according to the registration site. By comparison, Ottawa Centre Minor Hockey, for example, charges CA$730 to $830 (about $525.38 to $598.06 USD) for most youth age groups just for house-league registration.

Still, for players seeking extra training and exposure, that cost increases. Gridiron Academy -- which today lists its training packages at CA$480 ($348.11 USD) for ages 8 to 11, and CA$1,020 ($739.66 USD) for ages 12 to 18 -- was out of the budget for Luketa, one of eight children raised by a single mother.

"I was fortunate enough to have a coach who really took me in and started training me on his own because he just saw how passionate and how hungry I was," Luketa said.

Gallimore echoed that sentiment and noted that the differences became evident when he moved to the U.S.

"When you look at these [American] high schools, the high schools are bigger than the colleges and universities back home [in Ottawa]," he told ESPN. "These kids are getting $50 million stadiums and weight rooms and stuff like that."

There's also an uphill recruiting battle because of the perceived talent level in Canada. It's why Tedondo lugged Mesidor and other players to camps across the United States and why Mesidor eventually moved to Florida to play his final year of high school. Luketa did the same, playing his final three years of high school at Mercyhurst Preparatory in Pennsylvania.

"People look down on the Canadian competition," Mesidor said. "I could have the best high school tape in the world, but then they'd be like, 'Ah, he's playing against Canadians.'"

ANDRE BRUNET GAVE his 11-year-old son, Aaron, two options: Disneyland or Chargers training camp.

The Brunet family, from Ottawa, was vacationing in Southern California when Andre discovered tickets were still available for Chargers practice in San Diego. Aaron didn't hesitate. Mickey Mouse became an easy afterthought. Andre's wife and two daughters went to Disneyland. He and Aaron took the roughly 90-mile-drive to the University of San Diego to watch Mesidor.

The Brunets already had somewhat of a relationship with Mesidor. Aaron began playing football last summer in a local Ottawa league, and after a scrimmage against the Cumberland Panthers, Mesidor showed up. Aaron got a picture and some advice.

Ahead of his trip to California, Brunet sent Mesidor a direct message on Instagram. He never really expected a reply but wanted to see if Mesidor would meet up with them while they were in California for 11 days.

To Brunet's surprise, Mesidor responded, inviting them to meet up in Manhattan Beach when Mesidor returned from San Diego. Instead of just meeting him in Manhattan Beach, they attended the practice in San Diego and screamed his name until Mesidor recognized them.

When they met later that day in Manhattan Beach, Mesidor gave Aaron some Chargers gear and told them to keep in touch whenever Mesidor was back in Ottawa. "Ten years ago, I

was in their shoes, and I loved it when someone else would come," Brunet remembered Mesidor saying.

Days later, Aaron got an autograph from his favorite quarterback, Dak Prescott, at Cowboys training camp in Oxnard, California. His father said that meeting Mesidor meant more to his son.

"Now, when I asked my son what he wants to do in life, he says he wants to be a professional football player," Brunet said.

Mesidor recognizes the impact that his presence can have on kids in Ottawa. Growing up in Canada, the NFL felt distant, partly because there weren't many players from Ottawa he could watch or speak with. Now Mesidor, Luketa, Gallimore, Bailey and Konga are becoming that for the next generation.

Long before Aaron was watching Mesidor, Mesidor was looking up to NFL stars -- a dream that felt a world away. One of them was his new teammate, Khalil Mack.

On the field and in the meeting room, Mesidor peppers Mack with questions as detailed as the things he is looking for at the line of scrimmage to what he was thinking during the season he won NFL Defensive Player of The Year in 2016.

"I can tell he has his mindset on the pinnacle," Mack said. "He's looking at the awards and the sack titles and all those different things. It's impressive. He takes it very seriously."

On one of his first days at the Chargers facility, Mesidor took a picture with Mack and sent it to a friend. "I'm like, 'Bro, high school me, middle school me, I'd be s---ting my pants if I seen this.'"

The Inside Story of How the Chargers Drafted Akheem Mesidor

Eric Smith
Chargers.com
June 1, 2026

Kevin Weidl had his choice of games to go to in Week 1 of the 2025 college football season.

And while there were certainly plenty of juicy matchups for Weidl to see in person, the Chargers national scout circled a Monday night tilt featuring Notre Dame at Miami in a battle of Top 10 teams.

"When you're there, you feel the moment, feel the environment," Weidl said. "It was a big game, right? It's Catholics vs. Convicts and there was a who's who on that sideline. Ray Lewis, Michael Irvin, they all came back.

"A lot of legends, so you could feel the vibe and intensity. And it was Monday night," Weidl added. "It was the last game of the weekend, and it was the only show in town."

The Hurricanes raced out to a double-digit lead only for the Fighting Irish to tie the game in the final minutes.

But when Miami kicked a go-ahead field goal with just over a minute left, the home team needed one final stop to secure the win.

And on a night where five future 2026 first-round draft picks took the field, it was Miami edge rusher Akheem Mesidor who took matters into his own hands.

"The thing that stood out to me was the way he closed out the game. And that's what you want, for guys to step up in the biggest moments of the game," Weidl said. "The NFL is always close, almost always comes down to the final drive.

"We want closers. That's what we talked about in the room. This guy has it," Weidl continued.

Weidl later added: "I flew down from Charlotte because I wanted to see him play live. A lot of good players on that field but he was one that stood out."

Mesidor did just that, sacking quarterback CJ Carr on Notre Dame's final possession as he ripped past the Notre Dame tackle.

A play later, Mesidor split a sack with teammate Rueben Bain, Jr. by rushing from the interior on the opposite side of the formation as the previous play.

Donovan Beidelschies, a Chargers area scout whose region includes Florida, was also in attendance for the highly anticipated Miami-Notre Dame game.

"He closed it out," Beidelschies said of Mesidor's performance in Miami's 27-24 win.

"A player who shines when the lights are brightest, that's a great trait to have," Beidelschies added. "It means you're talented and can handle pressure and make plays when it counts."

Chargers assistant general manager Chad Alexander added: "He's a closer. That was one of the most anticipated games of Week 1, so everyone was watching. For a guy to perform like that, you just know that he's up for the challenge and that it's not going to be too big for him."

Almost eight months after Mesidor's clutch performance, the Chargers were on the clock with Pick No. 22 in the 2026 NFL Draft.

When the edge rusher didn't get picked in the mid-teens, the Bolts draft room perked up a bit.

That meant it was a no brainer for the Chargers to draft Mesidor when they were on the clock.

"Really excited to get the chance to add a talented pass rushed in Akheem," said Chargers General Manager Joe Hortiz. "A guy, honestly, we didn't think would make it to us. Just fired up."

Chargers Head Coach Jim Harbaugh added: "He's a man. He's polished and ready to roll."

From West Virginia to Miami

Mike Jasinski is a national scout for the Chargers after previously serving as an area scout.

Jasinski was the area scout in Texas and helped the Bolts draft Quentin Johnston back in 2023. But he also scouted the Northeast in 2020 and 2021 and began hearing about this young defensive lineman at West Virginia.

Mesidor grew up in Ottawa, Canada and began playing football at age 8 with the North Gloucester Giants. He played along the offensive line in his first year but later moved to the defensive line while also playing linebacker, quarterback and running back.

He played football at multiple schools to try and maximize his exposure, including a season at Royal Imperial Collegiate of Canada, before transferring to Clearwater Academy International in Florida in 2019.

A former three-star recruit, Mesidor landed in Morgantown, West Virginia and played 23 games for the Mountaineers while racking up 9.5 sacks over two seasons.

While Jasinski was generally focused on more draft-eligible players, he couldn't help but notice Mesidor at practice or during games. Mesidor's time with West Virginia included a Freshman All-America honor in 2020.

"Man, this young kid — No. 90. — is really good," Jasinski recalled. "I asked their pro liaison about him and was told that he was only a freshman but had looked good. That was way back when and then he transferred to Miami."

Wanting to further his development, Mesidor entered the transfer portal and headed to Miami as an ascending defensive lineman.

He earned Honorable Mention All-ACC accolades in 2022 after a 7.0-sack campaign but was limited to three games the following season due to injuries.

Mesidor responded with 5.5 sacks as an interior rusher in 2024 to once again garner Honorable Mention All-ACC honors.
After multiple seasons at Miami, Mesidor had caught the eye of Beidelschies, who first studied him in the summer of 2023.

"OK, let me put this guy on the radar," Beidelschies noted. "You put a little highlight or asterisk next to a guy in case he decides to come out or has an amazing year in 2024."

But with Mesidor set to enter his final season at Miami in 2025, the Hurricanes unlocked his full potential by moving him outside as an edge rusher. Miami's defensive ends coach is Jason Taylor, a Pro Football Hall of Famer with 139.5 career NFL sacks.

"He benefitted greatly from learning from a Hall of Famer in Jason Taylor," Alexander said.

Mesidor helped make the transition by taking up swimming, an activity he joked burns "hella calories." All in all, Mesidor went from roughly 285 pounds to 265, making him a leaner and more agile to deal primarily with offensive tackles.

"It's one of the most impressive transitions I've seen," said Chargers outside linebackers coach Dylan Roney. "It's never easy to play a new position, and to play it as dominantly as he did was so impressive.

"I think the big thing for him was cutting some weight, getting to a weight he felt his best at in terms of movement ability," Roney continued. "From there, he'd already developed the hands, the strike, technique.

"Then just difference of rushing the edge, there's a little more space there," Roney added. "But when you move him back inside, it's so easy for him because he's done it so much."

As Miami's 2025 season began, the Hurricanes had aspirations of a deep playoff run led by Bain, who ended up being the 15th overall pick to the Buccaneers.

But Mesidor was a key catalyst, too, as he would soon produce a dominant senior season.

A relentless motor

Week 1 against Notre Dame wasn't Mesidor's only statement game of the 2025 campaign.

Through the Miami's first 11 games, Mesidor tallied 7.0 sacks 12.0 tackles for loss. The Hurricanes went 9-2 and earned a spot in the College Football Playoff.

As Miami prepared for a Round 1 game at Texas A&M on December 20, the Chargers were slated to play the Cowboys on the road the following day.

The Bolts Week 16 game in Dallas was the annual scouts' trip, meaning Jasinski and others headed to the Lone Star State.

Jasinski had already studied Texas A&M's offensive line up close and had come away impressed. It was for good reason, too, as the Aggies had 10 players get drafted, including four across their stout offensive line.

Jasinski watched the Miami-Texas A&M game live on the flight to Dallas as Mesidor tallied 1.5 sacks in an upset win. And when Jasinski flew home to Southern California, the film from that game was already loaded into the system, meaning he watched Mesidor's performance a second time.

"I watched him and was like, 'Damn, this guy is really good,'" Jasinski said. "A&M ended up having four linemen drafted, so it was kind of an eye-opening experience because I was familiar with the A&M offensive line being really good. That really opened my eyes with his skill level.

"It seemed like play-in and play-out that he was just having an effect on the quarterback in some way," Jasinski added. "And he could do it in a multitude of ways. He just felt like a seasoned veteran and that really stood out to me when watching him."

Mesidor's breakout season wasn't over yet.

He then added 2.0 sacks in a quarterfinal win over Ohio State at the Cotton Bowl before ending his season with a pair of sacks on Indiana quarterback Fernando Mendoza as Miami lost 27-21 in the National Championship.

"He was on a heater all year and played some of his best ball down the stretch in the playoffs," Hortiz said.

Mesidor's incredible season included 12.5 sacks, good for the second-most in the country, while his 18.0 tackles for loss were tied for fourth most.

"You just keep checking off boxes and superlatives next to a guy's name," Beidelschies said. "He had a whole line of checkmarks and plus signs next to his evaluation. That tells you that he's a pretty good player."

Chargers.com talked to more than a half-dozen people inside the Bolts front office about Mesidor and how he ended up becoming a first-round pick.

When asked what immediately stood out about Mesidor's game, everyone gave their version of a similar answer.

Hortiz raved his "relentless motor" while Weidl mentioned "how hard he plays."

Roney did, too.

"His No. 1 thing? I would say motor," Roney said. "Always around the ball, always attacking the ball."

Beidelschies and Alexander also went on and on about Mesidor's play style.

"It's his motor and his effort. He's the same versus the run or the pass. He's the same from the beginning of the game to the end of the game," Beidelschies said. "All great pass rushers that I've evaluated over the years are relentless. They create things, they make it happen with their effort. And he has that."

Alexander added: "He played a ton of snaps. It felt like he was never off the field. But I never saw him take a second off or take a play off or look like he was winded. It was a heavy workload so that was a credit to his conditioning, his want-to, his overall grit. He was never coasting. He was the same player in the first quarter as the third quarter and then to close it out."

Hmmm. That sounds exactly like a player Harbaugh would want on his team, no?

"Akheem is a worker and he's going to come right in and fit into our culture, our team. Good person, good player," Harbaugh said. "A guy that's not afraid to put in the work. He has proven that through his college journey and is going to fit well."

Teaming up with Tuli & Khalil

In the immediate aftermath of the Chargers drafting Mesidor, Harbaugh and Roney couldn't help but daydream.

Adding Mesidor to a group that already includes Khalil Mack and Tuli Tuipulotu?

"Just thinking of, not even pairing, but tripling him with K-Mack and Tuli," Harbaugh said. "That's fire, as the young people would say."

Roney added: "Just excitement. My mind just started going immediately to all the ways we can use him, all the things it opens up for us as a defense, having more edge rushers that are great pass rushers. Just gives us more opportunities to put them in different positions. My mind immediately went to scheme and all the fun ways we'll be able to use these guys."

In the two years that Harbaugh has been with the Chargers, the Bolts defense has generally tried to roll out a trio of pass rushers to affect quarterbacks.

We saw that in the second half of last season as Mack, Tuipulotu and Odafe Oweh constantly harassed opposing offenses.

The expectation is that trend will continue in 2026 as the Chargers transition under new Defensive Coordinator Chris O'Leary.

"His pass rush technique," O'Leary said about what stands out about Mesidor. "You talk about how he uses his hands, the leverage he plays with, how he attacks different tackles in different ways, his timing, his get-off, how he can move into the interior in his pass rush.

"For me, that's what stands out. He's an exceptional pass rusher," O'Leary added. "We'll try to continue to develop that and continue to develop the other areas of his game as well."

Roney said there are "endless opportunities" for what the trio of Mack, Tuipulotu and Mesidor could look like.

"Without getting too much into scheme," Roney added with a smile.

But when you have three pass rushers on the field, someone has to kick inside.

Mesidor's multiple seasons playing at 3-technique along the interior — Jasinski called him a "twitched up D-tackle" — should give the Chargers defensive coaching staff plenty of options on passing downs.

"You want speed on the field, especially the way the game is changing. It's all about evolving and adapting," Roney said. "The game is getting faster, pass rush is getting more important in terms of getting to the quarterback faster cause the ball is getting out quicker.

"How do you do that? You get more speed on the field. Guys like Mesidor, Tuli, you don't get afraid to bump them inside," Roney added. "You get more speed off the edges. I see us using that [third] edge probably even more than we did last year. A lot of great opportunities."

Mesidor won't just be a pass-rush specialist, however, as the Chargers praised his run defense, too.

"Really polished. His instincts and block recognition against the run stood out. He can set the edge against the run," Weidl said. "Maybe not a hammer, but he's a physical run stopper. He's firm on the edge and also has the effort to chase and pursue."

Roney added: "He's very powerful, got a great strike and quick hands. I think there are some things to maybe clean up in terms of his eyes and progression from his man to the ball carrier, but his technique is further along than most college guys coming out. And he's got the power and a serious willingness for contact and physicality."

Roney said he doesn't expect Mesidor to take long to catch on after spending time with Mack and Tuipulotu.

"Being around Tuli, being around Khalil … he won't even need me in the room," Roney joked with a laugh. "Just let Khalil talk and he'll be a better run defender in a week."

The perfect fit

In the short term, the Chargers have visions of teaming Mesidor up with Mack and Tuipulotu.

That could be in a rotation or when the three are all on the field together at the same time.

But if we take a 30,000-foot view of the roster, Mack is entering his age 35 season and has contemplated retirement the past two

offseasons. Bud Dupree, who is 33, is slated to be a free agent next offseason.

Simply put, the duo of Tuipulotu — who is eligible for an extension — and Mesidor might be the future of the Chargers pass rush.

The Bolts clearly believe the 25-year-old Mesidor is the right player and person to potentially fill that role.

"We feel like we're getting this guy who is ready to roll. He feels like a veteran-type player," Jasinski said. "It was a really strong edge class, but I don't know if any of them have as deep of a bag of rush moves as he has.

"Hopefully he can come in and hit the floor running because he's coming into a great room," Jasinski added. "Tuli and Khalil are great players but also just good dudes and awesome leaders."

Hortiz said: "He got an education in football at Miami and it's paid off. You watch the film and he's a great player who can help us. Age is just a number."

Alexander offered the final word on the Chargers 2026 first-round draft pick.

"You can't question his production. You can't question his effort. You can't question his desire. You can't question his knack for showing up in big games," Alexander said. "He just checked a lot of boxes. That, combined with the confidence we have in our staff and our coaches, it was a great feeling when a plan like that comes together."

He later added: "You can never have enough edges. We look at edge as a premium position … that was something that really stood out for us. He'll have some development, but we think he's going to help us right away. At that spot [No. 22], we were looking for impact and fit. He gave us both."

Jake Slaughter

‘One of the smartest rookies’: Starting center Jake Slaughter winning Chargers’ trust

Joaquin Ruiz
Los Angeles Times
September 12, 2026

- Jake Slaughter, a second-round pick out of Florida, will start at center for the Chargers on Sunday in the season opener against the Arizona Cardinals.
- Known as an old-school grinder, the 23-year-old has impressed coaches and veterans with his poise, football IQ and command of Mike McDaniel’s offense.
- Quarterback Justin Herbert and the Chargers’ locker room have “bought into” Slaughter as he tries to establish himself as key component of the offensive line.

Jake Slaughter’s teammates could only laugh as the rookie center was swarmed by reporters asking him questions in the Chargers’ locker room.

“I don’t think he does too good with the cameras and stuff,” Isaiah World said as he recorded the spectacle with his phone. “He’s real old school.”

Whether he minds it or not, the precocious 23-year-old is living in the spotlight. Slaughter enters the Chargers’ season opener against the Arizona Cardinals as the starting center.

The second-round pick out of Florida took over the role after Tyler Biadasz, who signed a three-year deal with the Chargers last offseason, tore an anterior cruciate ligament in practice last month.

“Jake didn’t bat an eye,” offensive tackle Rashawn Slater said. “The way he’s built … he’s not going to hesitate.”

The 6-foot-4, 308-pound Slaughter, who started 33 games at center at Florida, is ready for his moment.

“You’re kind of foolish if you go into a football season not thinking you’re going to be the guy at some point,” Slaughter said. “You got to prepare like you’re going to play every snap of every series, every game ... and that’s kind of been my approach since I’ve been here.”

At the time of Biadasz’s injury, Slaughter was a leading candidate in the team’s left guard competition. But the Chargers knew from the day they drafted him that he was fully capable of playing center if needed.

“Truthfully, I was like, dude, he’s going to be able to do either one,” general manager Joe Hortiz said.

Chargers defensive end Akheem Mesidor isn’t surprised by Slaughter’s seamless adjustment to center. The former edge rusher at the University of Miami remembers Slaughter’s time at Florida well.

“When we would scout him … it was always like ... ‘I don’t like him,’” Mesidor said. “But then you get to meet him in person — he’s a great guy, bro. … Nothing like we portrayed him.”

Slaughter has shown the most important trait in new offensive coordinator Mike McDaniel’s system: conviction.

Grasping all of McDaniel’s concepts is no easy feat — even if they’re all Slaughter knows at the professional level. Yet the Chargers’ newest playcaller has been impressed with Slaughter’s comprehension and attention to detail.

“You can’t really compliment him. Not because he turns it down; he’s just not interested in hearing about his good play,” McDaniel said. “He wants to be corrected, and he wants to do the job right for the team. I feel like he’s wise … where he gets that regard, respect and trust of veterans — the end-all, be-all for rookies; he understands that.”

“You can tell he’s confident out there,” offensive tackle Joe Alt added. “We trust him. He trusts us.”

Slaughter also has built trust with the franchise’s most important player: Justin Herbert.

The Chargers need to do a better job of protecting the seventh-year quarterback — and Slaughter needs to play a key role in that effort.

“He’s been awesome,” Herbert said. “He’s done such a great job of picking up the offense and playing like a veteran out there. Great to have a guy like that. He’s playing a lot earlier than I think he would have thought, but that hasn’t slowed him down.”

Slaughter credits his teammates and coaches for getting him up to speed after he was thrown into the fire.

Wide receiver Ladd McConkey said the locker room has “bought into” the Chargers’ new starting center. Offensive lineman Trey Pipkins III, meanwhile, took his praise for Slaughter a step further.

“He might be one of the smartest rookies I’ve ever seen,” Pipkins said.

Slaughter, however, earned veteran approval long before any cameras were crammed in his face. Coach Jim Harbaugh insisted he knew Slaughter was a starting-caliber player in early August.

“You know when you see it,” Harbaugh said.

But before the rookie can lose himself in any pressure or nerves on Sunday, he’s simply happy for the opportunity.

“That’s an experience I hope I’ll never forget,” Slaughter said about his upcoming NFL debut. “Something I really never thought I’d get to do growing up. It’s a really unique honor, and I’m really thankful I can be out there and play ball.”