WEEK 1
WEEKLY RELEASE

WASHINGTON
VS LOS ANGELES CHARGERS

SUNDAY, SEPTEMBER 12
FEDEXFIELD – LANDOVER, MD

GAME RELEASE

21300 Coach Gibbs Drive | Ashburn, Va. 20147 | 703.726.7000
@Wash_PR | washingtonfootball.com | https://washington.1rmg.com/

Los Angeles Chargers (0-0) at Washington Football Team (0-0)

September 12, 2021 - FedExField- 1:00 PM ET

QUICK HITS

- Washington is 34-39-2 in 75 Week 1 contests in franchise history. This is the third time Washington will play the Chargers franchise in Week 1. They are 1-1 when opening the season against the Chargers.
- Washington is looking to win back-to-back Week 1 contests for the first time since winning three-consecutive Week 1 contests from 2010-12.
- It is the first time Washington will not face a divisional opponent in Week 1 since 2018 when the club opened up at Arizona. It is also the first time Washington will not host an NFC opponent in Week 1 since 2016.
- Washington will play an AFC West opponent in Week 1 for the first time since the club visited the San Diego Chargers in Week 1 of the 2001 season. It is the first time Washington will host an AFC West opponent in Week 1 since hosting the Chargers in 1973.

PRONUNCIATION GUIDE

Players	
Dyami Brown	(dee-AH-mee)
Saahdiq Charles	(SUH-deek)
Jamin Davis	(JAY-min)
Khaleke Hudson	(KUH-leak)
Terry **McLaurin**	(MICK-law-REN)
Dax **Milne**	(Miln)
Daron Payne	(du-RON)
Sammis Reyes	(SAM-is)
Chase **Roullier**	(Roo-lee-ay)
Brandon **Scherff**	(SCHER-eff)
Benjamin **St. Juste**	(st.-JUICE)

Coaches	
Pete **Hoener**	HAY-ner
Nate **Kaczor**	Kat-SIR
Kavan Latham	Kuh-VON
Brett **Nenaber**	Knee-Neighbor
Ken **Zampese**	Zam-pea-zee
Jeff **Zgonina**	SKA-nina

GAME CENTER

TELEVISION: **CBS**
Spero Dedes [play-by-play]
Jay Feely [analyst]

RADIO: **Washington Radio Network**
Julie Donaldson [host]
Bram Weinstein [play-by-play]
DeAngelo Hall [analyst]

2021 SCHEDULE/RESULTS

Date	Opponent	Location	Time
Sept. 12, 2021	LA Chargers	FedExField	1:00 PM ET
Sept. 16, 2021	NY Giants	FedExField	8:20 PM ET
Sept. 26, 2021	Buffalo	Highmark Stadium	1:00 PM ET
Oct. 3, 2021	Atlanta	Mercedes Benz Stadium	1:00 PM ET
Oct. 10, 2021	New Orleans	FedExField	1:00 PM ET
Oct. 17, 2021	Kansas City	FedExField	1:00 PM ET
Oct. 24, 2021	Green Bay	Lambeau Field	1:00 PM ET
Oct. 31, 2021	Denver	Empower Field	4:25 PM ET
Bye Week			
Nov. 14, 2021	Tampa Bay	FedExField	1:00 PM ET
Nov. 21, 2021	Carolina	BOA Stadium	1:00 PM ET
Nov. 29, 2021	Seattle	FedExField	8:15 PM ET
Dec. 5, 2021	Las Vegas	Allegiant Stadium	4:05 PM ET
Dec. 12, 2021	Dallas	FedExField	1:00 PM ET
Dec. 19, 2021	Philadelphia	Lincoln Financial Field	TBD
Dec. 26, 2021	Dallas	AT&T Stadium	8:20 PM ET
Jan. 2, 2022	Philadelphia	FedExField	1:00 PM ET
Jan. 9, 2022	NY Giants	FedExField	1:00 PM ET

What's New At FedExField

GrubHub Pilot

The Washington Football Team has partnered with Grubhub to test a new, easy and innovative mobile ordering option at FedExField this season, as part of our efforts to elevate the overall gameday experience for our fans and guests. Ticketed fans will be able to place food and beverage orders for select vendors at the stadium through the Grubhub app when at FedExField, as well as pay directly and pick up their order through designated concession lanes for contactless pickup.

Field Renovations

We just completed a multi-million-dollar renovation of our field here at the stadium, producing a state-of-the-art playing surface to match the recently enhanced practice field at the INOVA Sports Performance Center headquarters of the Washington Football Team Training Facility, located in Ashburn, VA.

Food and Beverage

We're thrilled to welcome eight new local businesses to FedExField for the 2021 season:

- KitchenCray (section 447)
- Casa De Ávila Tacos (mobile cart)
- EllaRay's Cafe (section 336)
- Fireman's Cafe (section 323)
- Seafood at the Shack (section 337)
- Suit2Cook (section 330)
- South Mountain Creamery Ice Cream Shop (section 341)
- Everything Legendary (Suites menu and concession stands around the stadium)

Gameday Entertainment

We're excited to bring new high-energy performances and entertainment throughout the game.

- The Washington Football Entertainment Team is comprised of technically trained dancers, tumblers/stunters, and a DC based Beat-Ya-Feet crew.
- This year's drumline, Stick'n Together, features 18 members of the team's marching band.
- The Hype Team will be help welcome fans throughout the stadium and get the crowd involved in celebrations when our team scores a touchdown or has a big play. Best part, they always have a bag full of giveaways and swag to share.

Rebrand

From the beginning it's been important to us to not only run an inclusive process, but also the right process for us. We have made significant progress in our rebrand journey, having recently narrowed down to three top choices from the nearly 40,000 fan-submitted logo and name ideas, and look forward to revealing our new name and logo early in 2022. Please visit WashingtonJourney.com for the latest updates.

Health and Safety

A full list of health and safety policies can be found on the app and at www.WashingtonFootball.com/FedExFieldSafe and a full list of stadium protocols can be found on the app and at our www.WashingtonFootball.com/Stadium/Stadium-Guide.



2020 OFFENSIVE NOTES

MAKING THE CONNECTION

Most Completions in a Season in Franchise History

Year	Comp
1. 2016	407
2. 2020	***389***
3. 2015	386
4. 2014	364
5. 2013	355

COMPLETION PERCENTAGE

Single-Season Completion Percentages [Franchise History]

Year	Pct.
1. 2015	69.5
2. 2016	67.1
3. 2014	66.5
4. 2012	65.8
5. 2020	***64.7***
6. 2017	64.3
7. 1945	64.0

Most Games Registering 69+ Completion Percentage

Year	Games
1. 2015	8
2. 2012	7
3t. 2020	***6***
3t. 2016	6
5t. 1945	5
5t. 2019	5

DYNAMIC DUOS

Most Receptions by Two Running Backs in a Season [Franchise History]

Players, Year	Rec
1. Washington [70]; Metcalf [48], 1981	118
2. McKissic [80]; Gibson [36], 2020	***116***
3. Centers [81]; Davis [33], 2000	114

Seasons With Multiple 950+ Scrimmage Yard RBs

Players	Year
1. Gibson [1,042]; McKissic [954]	***2020***
2. Washington [1,226]; Riggins [1,376]	1983
3. Harmon [1,018]; Jackson [987]	1980

FOUR DOWN TERRITORY

Single-Season Fourth Down Conversions [Franchise History]

Year	4D
1. 2002	13
2. 2012	12
3t. 2020	***11***
3t. 1984	11

Most Games With 2+ Fourth Down Conversions

Year	Games
1t. 2020	***3***
1t. 2019	3
1t. 2018	3
1t. 2012	3
1t. 1996	3

SECOND HALF SURGE

Single-Season Second Half Score Margin [Franchise History]

Year	Score Margin
1. 1991	136
2. 2020	***109***
3. 1972	97
4t. 1989	91
4t. 1973	91
6. 1948	81
7. 1942	74

Second Half Scrimmage Yards [Weeks 9-17]

Year	Scrimm. Yards
1. 2020	***1,900***
2. 1991	1,851
3. 2016	1,817
4. 1999	1,784
5. 2007	1,762

Stat first recorded in 1991.

2020 DEFENSIVE NOTES

RACKING UP SACKS

2020 Sack Leaders

Team	Sacks
1. Pittsburgh Steelers	56
2. Los Angeles Rams	53
3. Philadelphia Eagles	49
4t. Arizona Cardinals	48
4t. Tampa Bay Buccaneers	48
6. Washington Football Team	***47***
7. Seattle Seahawks	46
8. New Orleans Saints	45

LIMITING THE FIRST DOWNS

First Downs/Game

Team	1D/G
1. Los Angeles Rams	17.5
2. Pittsburgh Steelers	17.6
3. Washington Football Team	***18.1***
4. San Francisco 49ers	19.4
5. Tampa Bay Buccaneers	19.9
6. New Orleans Saints	20.0
7. Los Angeles Chargers	20.3
8. Indianapolis Colts	20.6
9. Chicago Bears	20.7
10. Green Bay Packers	20.8

SOMETHING IN THE AIR

Passing Yards/Game

Team	PY/G
1. Los Angeles Rams	190.7
2. Washington Football Team	***191.8***
3. Pittsburgh Steelers	194.4
4. San Francisco 49ers	207.9
5. New Orleans Saints	217.0

FOUR DOWN TERRITORY

Fourth Down Defense

Team	Pct
1. Pittsburgh Steelers	25.00
2. Washington Football Team	***37.50***
3. Philadelphia Eagles	38.89
4. New York Jets	41.67
5t. Los Angeles Rams	42.86
5t. Indianapolis Colts	42.86

DEFENDING THE RED ZONE

Red Zone Defense

Team	Pct
1. Denver Broncos	47.54
2. New York Giants	50.85
3. Arizona Cardinals	51.79
4. Washington Football Team	***53.49***
5. Chicago Bears	54.72

TOTAL DEFENSE

Yards/Game

Team	Yards
1. Los Angeles Rams	281.9
2. Washington Football Team	***304.6***
3. Pittsburgh Steelers	305.8
4. New Orleans Saints	310.9
5. San Francisco 49ers	314.4
6. Tampa Bay Buccaneers	327.1
7. Baltimore Ravens	329.8
8. Indianapolis Colts	332.1

SECOND HALF DEFENSE

Second Half Scrimmage Yards Allowed

Team	Yards
1. Washington Football Team	***2,073***
2. Los Angeles Rams	2,415
3. Pittsburgh Steelers	2,535
4. Tampa Bay Buccaneers	2,538
5. New England Patriots	2,575

2020 SPECIAL TEAMS NOTES

GOING THE DISTANCE

Single-Season Net Punting Average

Year	Net Avg.
1. 2020	***44.3***
2. 2019	44.1
3. 2018	41.5
4. 2014	39.5
5. 2015	39.3

Single-Season Punting Average

Year	Avg.
1. 2019	49.6
2. 2020	***48.0***
3. 2014	46.9
4. 1941	45.9
5. 2017	45.7

LEADING THE PACK

Net Punting Average Season Leaders

Team	Net Avg.
1. New England Patriots	45.6
2. Detroit Lions	44.8
3. Seattle Seahawks	44.4
4. Washington Football Team	***44.3***
5. Buffalo Bills	44.0

Punting Average Season Leaders

Team	Avg.
1. Buffalo Bills	50.8
2. Seattle Seahawks	49.6
3. Detroit Lions	49.1
4. New England Patriots	48.7
5. Washington Football Team	***48.0***

Punting Yards Season Leaders

Team	Yards
1. New York Jets	3,498
2. Washington Football Team	***3,504***
3. Pittsburgh Steelers	3,470
4. Philadelphia Eagles	3,395
5. Cincinnati Bengals	3,350

INDIVIDUAL RECORDS

All-Time Franchise Points Leaders

Player	Points
1. Mark Moseley	1,206
2. Chip Lohmiller	787
3. Dustin Hopkins	***622***
4. Curt Knight	475
5. Shaun Suisham	329

Most Field Goals Made From 50 Yards

Player	50+ FG
1. Dustin Hopkins	***13***
2. Mark Moseley	12
3. Chip Lohmiller	9
4. Brett Conway	5
5t. Graham Gano	4
5t. John Hall	4

All-Time Net Punting Average Leaders

Player	Net Avg.
1. Tress Way	***41.2***
2. Matt Turk	38.3
3. Mike Bragg	21.0

WHAT TO WATCH FOR

TEAM

- Is looking to win back-back division titles for the first time since 1982-84, where the club won three-straight NFC East titles.
- Can become the first NFC East team to win back-to-back division titles since Philadelphia won four-straight division titles from 2001-04.
- Went 4-2 against the NFC East last season. With five intra-division wins, Washington would win five or more games in the division for the first time since 2012.
- With a receiver recording 1,000 receiving yards, Washington will have a 1,000-yard receiver in two consecutive seasons for the first time since Rod Gardner and Laveranues Coles in 2002 and 2003, respectively.
- With two individual 1,000-yard receivers this season, Washington would have accomplished the feat for the first time since 2016 when DeSean Jackson and Pierre Garcon both recorded 1,000-plus yards.
- If Washington records 67 total sacks on the season, they will surpass the all-time single-season franchise record. The current record of 66 was set in 1984.
- With 95 TFLs this season, Washington would break their single-season franchise record. The current record of 94 was set in 2018.
- With a Washington player recording five or more sacks in a single-game, they will set the club's single-game sack record. Five players have compiled four sacks in a single game, most recently, DE Ryan Kerrigan on Sept. 14, 2014.
- Washington can win back-to-back Week 1 contests for the first time since winning three-consecutive Week 1 contests from 2010-12. It would be the clubs first time winning two-consecutive Week 1 home games since 2010 and 2011.
- Washington is 7-4 all-time against the Chargers. With a win, the club would secure its eighth win over the club, the most against any AFC West opponent in franchise history. It would also be the first time the club has defeated the Chargers since an OT win in San Diego on Nov. 3, 2013.

QB Ryan Fitzpatrick

Career Highs	
Attempts	Season: 569 (2011) Game: 58 (2x, last Sept. 27, 2015 vs. PHI)
Completions	Season: 353 (2011) Game: 36 (2x, last Dec. 6, 2015 at NYG)
Yards	Season: 3,905 (2015) Game: 419, Dec. 22, 2019 vs. CIN
Touchdowns	Season: 31 (2015) Game: 6, Nov. 30, 2014 vs. TEN

- Fitzpatrick (34,977) is 157 passing yards away from passing Jay Cutler and moving into sole possession of 29th place on the NFL's all-time passing yards list. Also in reach this season is Jim Kelly's mark of 35,467, Alex Smith's mark of 35,650, Matt Hasselbeck's mark of 36,638 and Donovan McNabb's mark of 37,276. List below:

All-Time NFL Passing Yards	
23. David Krieg	38, 147
24. Boomer Esiason	37,920
25. Donovan McNabb	37,276
26. Matt Hasselbeck	36,638
27. Alex Smith	35,650
28. Jim Kelly	35,467
29. Jay Cutler	35,133
30. Ryan Fitzpatrick	**34,977**

All-Time NFL Passing Yards (Active)	
1. Tom Brady	79,204
2. Ben Roethlisberger	60,348
3. Matt Ryan	55,767
4. Aaron Rodgers	51,245
5. Matthew Stafford	45,109
6. Joe Flacco	40,931
7. Ryan Fitzpatrick	**34,977**
8. Russell Wilson	33,946

- Fitzpatrick's 223 career touchdown passes are 34th all-time in NFL history. He needs **12** touchdown passes to pass Donovan McNabb and move into sole possession of 30th place all-time.

- Fitzpatrick has five career games with at least 300 passing yards and three total touchdowns, tied for the fifth-most since 2005. With **one** such game, he will move into a tie with Eli Manning for the **fourth-most** such games since 2005.

- Fitzpatrick has 249 career passing plays of 25 or more yards. That is the **eighth-most** amongst active passers.

- Fitzpatrick has rushed for 2,623 yards, the 18th-most rushing yards by a quarterback in NFL history. He is **30 rushing yards** away from passing Daunte Culpepper and moving into sole possession of 17th place on the NFL's all-time quarterback rushing list.

- Fitzpatrick currently has 64 multi-touchdown games and 37 since 2014. His 37 are the 15th most amongst quarterbacks since that season and are **six** short of passing Eli Manning for the **14th** most two-plus TD games since 2014.

- In Week 1, Fitzpatrick will play his first regular-season game at FedExField.

- Fitzpatrick has never thrown a touchdown against the Chargers. With one in Week 1, he would have thrown a touchdown against 29 teams. He has also never thrown a touchdown pass against the Green Bay Packers, Tampa Bay Buccaneers and Atlanta Falcons. All four teams that he has never thrown touchdown passes against are on Washington's 2021 regular season schedule.

WR Terry McLaurin

Career Highs	
Receptions	Season: 87 (2020) Game: 10, Oct. 4, 2020 vs. BAL
Receiving Yards	Season: 1,118 (2020) Game: 130, Dec. 15, 2019 vs. PHI
Receiving Touchdowns	Season: 7 (2019) Game: 2, Oct. 13, 2019 at MiA
Scrimmage Yards	Season: 1,148 (2020) Game: 130, Dec. 15, 2019 vs. PHI

- McLaurin recorded 1,118 receiving yards in 2020. Reaching the **1,000-yard** plateau this season, he would be the first Washington receiver to do so in back-to-back seasons since Henry Ellard reached the mark in three consecutive seasons from 1994-96.

- McLaurin has six 100-yard receiving games through two seasons in Washington, tied for the second-most through a players first two seasons. McLaurin needs **eight** 100-yard receiving games this season to pass Gary Clark for the most through a players first three seasons in franchise history.

- McLaurin has 145 receptions in his two seasons in Washington. With **58** receptions this season, McLaurin would pass Gary Clark for the **most** receptions in franchise history through three seasons.

- McLaurin has recorded 10 games with at least five receptions and 80 or more yards. He needs **four** such games this season to move past Gary Clark for the most games of that criteria through three seasons in Washington history.

- McLaurin needs **two** receptions in Week 1 to pass Gary Clark for the **most** receptions amongst Washington wide receivers through **30 career games**.

- With **60** receiving yards in Week 1, McLaurin would move into sole possession of fourth place all-time amongst receivers with 20 games of 60 or more yards in the first 30 games of a career. Full list below:

60 or More Through 30-Career Games	
Odell Beckham Jr.	23
Julio Jones	21
Michael Thomas	21
Anquan Boldin	19
Terry Glenn	19
A.J. Green	19
Terry McLaurin	19
D.K. Metcalf	19
Randy Moss	19

Through 29-career games

- McLaurin has recorded 186 receiving yards in his first two Week 1 games. Since his NFL debut in 2019, McLaurin has the 12th most receiving yards among receivers in Week 1 contests. He needs **42 yards** to pass Art Monk for the **most** receiving yards through three Week 1 contests in franchise history.

RB Antonio Gibson

Career Highs	
Attempts	Season: 170 (2020) Game: 20, (2x, last Nov. 26, 2020 at DAL)
Yards	Season: 795 (2020) Game: 128, Oct. 25, 2020 vs. DAL
Touchdowns	Season: 11 (2020) Game: 3, Nov. 26, 2020 at DAL
Receptions	Season: 36 (2020) Game: 5 (2x, last, Nov. 26, 2020 at DAL)
Yards	Season: 247 (2020) Game: 82, Oct. 4, 2020 vs. BAL
Touchdowns	Season: - Game: -

- In 2020, Gibson recorded 795 rushing yards and 247 receiving yards. He became one of nine Washington players to rush for at least 795 yards and record at least 245 receiving yards. He became the third rookie in franchise history to accomplish the feat and the first since 1975.

- Gibson needs **205** rushing yards to reach **1,000** for his career. He would be the first Washington player to reach 1,000 rushing yards within his first two seasons since Alfred Morris and Robert Griffin III did so in 2012-13.

- Gibson recorded 36 receptions in his debut season. He is one of five Washington running backs to record at least 35 receptions in a rookie season. Gibson needs **36** receptions this season to pass Larry Brown for the **fourth-most** receptions by a Washington running back within the first two seasons of a career.

- Gibson recorded 11 rushing touchdowns last season, tied for the most amongst rookie running backs. Gibson needs **10** rushing touchdowns to pass Alfred Morris for the most by a Washington running back through their first two seasons. See below for league ranks since 2015:

Rushing TD's Through First Two Seasons (since 2015)	
David Johnson	24
Ezekiel Elliott	22
Alvin Kamara	22
Josh Jacobs	19
Saquon Barkley	17

*** Gibson currently has 11**

- With **1,000** scrimmage yards, Gibson would become the first Washington running back to post back-to-back seasons of 1,000 scrimmage yards since RB Adrian Peterson did so in 2018-19.

- With **three** rushing touchdowns in Week 1, Gibson would become the first RB in franchise history to record three rushing TD's in a season opener.

DE Montez Sweat

Career Highs	
Total Tackles	Season: 50 (2020) Game: 8 (Oct. 11, 2020 vs. LAR)
TFL	Season: 12 (2020) Game: 2 (4x, last Dec. 13, 2020 at SF)
QBH	Season: 20 (2020) Game: 3 (4x, last Jan 3, 2021 at PHI)
Sacks	Season: 9.0 (2020) Game: 2 (2x, last Oct. 25, 2020 vs. DAL)
Yards	Season: 83 (2020) Game: 7.5 (Sept. 27, 2020 at CLE)
Forced Fumbles	Season: 2 (2019, 2020) Game: 1 (4x, last Oct. 25, 2020 vs. DAL)

- Sweat has recorded 16.0 sacks through two seasons. That is the second-most in franchise history through a players first two seasons. Sweat needs **13.0** sacks to pass Brian Orakpo's record 28.5 sacks for the **most through three seasons**.
- Sweat has recorded 20 TFLs through 32 career games. He needs **two TFLs** to tie Brian Orakpo for the **most TFLs** through a players first 33 games in franchise history. He has **33 QBHs** through his first 32 games. He is **one** away from moving into sole possession of first all-time in franchise history through 33 career games.
- Sweat needs **13 QBH** to pass Brian Orakpo for the most through three seasons in Washington.
- Recording **two or more** passes defensed in a single game, Sweat will become the **first** defensive lineman in Washington franchise history to record **at least two PD's** in multiple games through three seasons.
- Drafted in 2019, Sweat has recorded 16.0 sacks, 20.0 TFL and 33 QBH. See the charts below on where that ranks among 2019 draftees:

Sacks (2019 Draft Class)	
Maxx Crosby	17.0
Brian Burns	16.5
Montez Sweat	16.0
Josh Allen	13.0
Devin White	11.5

TFL (2019 Draft Class)	
Maxx Crosby	30
Montez Sweat	20
Devin White	19
Nick Bosa	16
Quinnen Williams	14

QBH (2019 Draft Class)	
Brian Burns	37
Josh Allen	34
Montez Sweat	33
Maxx Crosby	27
Nick Bosa	26

- Sweat is the only player drafted in 2019 that has recorded at least 16.0 sacks, 20 TFL, 33 QBH and eight PDs.

DE Chase Young

Career Highs	
Total Tackles	Season: 44 (2020) Game: 6 (2x, last, Dec. 13, 2020)
TFL	Season: 10 (2020) Game: 2 (2x, last, Nov. 26, 2020 at DAL)
QBH	Season: 12 (2020) Game: 3 (Jan. 3, 2021 at PHI)
Sacks	Season: 7.5 (2020) Game: 1.5 (Sept. 13, 2020 vs. PHI)
Yards	Season: 34.5 (2020) Game: 9 (Nov. 26, 2020 at DAL)
Forced Fumbles	Season: 4 (2020) Game: 1 (4x, last Dec. 27, 2020 vs. CAR)

- Young needs **12.0** sacks to pass Brian Orakpo for the **most** through two seasons in franchise history.
- Needs **3.5** sacks to pass Brian Orakpo for the most through **16-career** games in Washington history. Young appeared in 15 games in 2020.
- Needs **13 TFL** to pass Brian Orakpo for the most through **two seasons** in Washington history.
- Needs **four TFL** to pass Orakpo for the most through the first **16** games in Washington.
- Needs **two** fumble recoveries to pass JJ Watt and Jacquies Smith for the **most** by a defensive lineman through their first two seasons since 2008.

Forced Fumbles Through First Two Seasons by a Defensive Lineman Since 2008		
Vic Beasley	2015-16	8
Cliff Avril	2008-09	7
Ryan Kerrigan	2011-12	6
Jabaal Sheard	2011-12	6
Ezekiel Ansah	2013-14	5
Jacquies Smith	2014-15	4
J.J. Watt	2011-12	4
Others tied		4

***Chase Young currently has 4**

- With one multi-pass defensed game this season, Young would become the **first** defensive lineman in franchise history to have at least one multi-pass defensed game in each of their **first two seasons**.

Dynamic Duos

Most Combined Sacks by Teammates in Season Since 1982		
39.0	Keith Millard/Chris Doleman Vikings	1989
33.0	Reggie White/Clyde Simmons Eagles	1992
32.5	Lawrence Taylor/Leonard Marshall Giants	1986
32.5	Al Noga/Chris Doleman Vikings	1989
31.0	Jason Taylor/Trace Armstrong Dolphins	2000
Most Combined Sacks by Teammates in Season Since 1982 (Washington History)		
29.5	Charles Mann/Dexter Manley	1985
28.5	Charles Mann/Dexter Manley	1986
24.5	Dave Butz/Dexter Manley	1986
24.0	Monte Coleman/Dexter Manley	1984
23.0	Steve Hamilton/Dexter Manley 1986	1986

Combined Sacks in a game (Franchise History)	
6.5	Jason Hatcher/Ryan Kerrigan (2014)
Combined sacks in a game (NFL History)	
9.0	Mathias Kiwanuka/Osi Umenyiora (2007)

Dynamic Duos

Combined RB Receptions Single Season (Franchise History)		
116	J.D. McKissic/Antonio Gibson	2020
Combined RB Rec. Yards Single Season (Franchise History)		
1,195	Bob Nussbaumer/Eddie Saenz	1947
Combined RB Rec. TD's Single Season Franchise History		
11	Andy Farkas/Wilbur Moore	1943
Combined Receptions by RB Single Game (Franchise History)		
18	Wilbur Jackson/Clarence Harmon	1980
Combined Receptions by RB Single Game (NFL History)		
24	Clark Gaines/Bruce Harper	1980
Combined Rec. Yards by RB Single Game (Franchise History)		
261	Dick Todd/Tom Farmer	1948
Combined Rec. Yards by RB Single Game (NFL History)		
263	Ray Coates/Choo-Choo Roberts	1949

Washington Information

NFL Standings

NATIONAL FOOTBALL CONFERENCE

East Division

Team	W	L	T	Pct	Conf	Div	Streak
Washington	***0***	***0***	***0***	***.000***	***0-0-0***	***0-0-0***	***--***
Eagles	0	0	0	.000	0-0-0	0-0-0	--
Cowboys	0	0	0	.000	0-0-0	0-0-0	--
Giants	0	0	0	.000	0-0-0	0-0-0	--

North Division

Team	W	L	T	Pct	Conf	Div	Streak
Packers	0	0	0	.000	0-0-0	0-0-0	--
Vikings	0	0	0	.000	0-0-0	0-0-0	--
Bears	0	0	0	.000	0-0-0	0-0-0	--
Lions	0	0	0	.000	0-0-0	0-0-0	--

South Division

Team	W	L	T	Pct	Conf	Div	Streak
Saints	0	0	0	.000	0-0-0	0-0-0	--
Buccaneers	0	0	0	.000	0-0-0	0-0-0	--
Falcons	0	0	0	.000	0-0-0	0-0-0	--
Panthers	0	0	0	.000	0-0-0	0-0-0	--

West Division

Team	W	L	T	Pct	Conf	Div	Streak
49ers	0	0	0	.000	0-0-0	0-0-0	--
Seahawks	0	0	0	.000	0-0-0	0-0-0	--
Rams	0	0	0	.000	0-0-0	0-0-0	--
Cardinals	0	0	0	.000	0-0-0	0-0-0	--

AMERICAN FOOTBALL CONFERENCE

East Division

Team	W	L	T	Pct	Conf	Div	Streak
Patriots	0	0	0	.000	0-0-0	0-0-0	--
Bills	0	0	0	.000	0-0-0	0-0-0	--
Jets	0	0	0	.000	0-0-0	0-0-0	--
Dolphins	0	0	0	.000	0-0-0	0-0-0	--

North Division

Team	W	L	T	Pct	Conf	Div	Streak
Ravens	0	0	0	.000	0-0-0	0-0-0	--
Steelers	0	0	0	.000	0-0-0	0-0-0	--
Browns	0	0	0	.000	0-0-0	0-0-0	--
Bengals	0	0	0	.000	0-0-0	0-0-0	--

South Division

Team	W	L	T	Pct	Conf	Div	Streak
Texans	0	0	0	.000	0-0-0	0-0-0	--
Titans	0	0	0	.000	0-0-0	0-0-0	--
Colts	0	0	0	.000	0-0-0	0-0-0	--
Jaguars	0	0	0	.000	0-0-0	0-0-0	--

West Division

Team	W	L	T	Pct	Conf	Div	Streak
Chiefs	0	0	0	.000	0-0-0	0-0-0	--
Raiders	0	0	0	.000	0-0-0	0-0-0	--
Broncos	0	0	0	.000	0-0-0	0-0-0	--
Chargers	0	0	0	.000	0-0-0	0-0-0	--

NFL Rankings (2020)

Offense

	Washington			Los Angeles	
Category	Stats	Rank		Stats	Rank
Total Offense	317.3	30th		382.1	9th
Rush Offense	100.7	26th		111.5	18th
Pass Offense	216.6	25th		270.6	6th
Points/Game	20.9	25th		24.0	19th
3rd Down %	39.11%	23rd		44.20%	9th
4th Down %	57.89%	13th		48.00%	25th
Redzone %	57.45%	20th		57.14%	21st

Defense

	Washington			Los Angeles	
Category	Stats	Rank		Stats	Rank
Total Defense	304.6	2nd		343.4	10th
Rush Defense	112.8	13t		119.8	18th
Pass Defense	191.8	2nd		223.6	9th
Points/Game	20.6	4th		26.6	23rd
3rd Down %	37.50%	6th		43.63%	22nd
4th Down %	37.50%	2nd		66.67%	27th
Redzone %	53.49%	4th		58.18%	10th

Team

	Washington			Los Angeles	
Category	Stats	Rank		Stats	Rank
TO Ratio	-4	23rd		+3	13th

Team Leaders (2020)

Completions	LAC: Justin Herbert (396) WAS: Alex Smith (168)
Passing TD's	LAC: Justin Herbert (31) WAS: Alex Smith (6)
Receptions	LAC: Keenan Allen (100) WAS: Terry McLaurin (87)
Receiving TD	LAC: Keenan Allen (8) WAS: Logan Thomas (6)
Receiving Yards	LAC: Keenan Allen (992) WAS: Terry McLaurin (1118)
Rushing Attempts	LAC: Austin Ekeler (116) WAS: Antonio Gibson (170)
Rushing Yards	LAC: Austin Ekeler (530) WAS: Antonio Gibson (795)
Rushing TD's	LAC: Joshua Kelley (2) WAS: Antonio Gibson (11)
INT's	LAC: Michael Davis (3) WAS: Kendall Fuller (4)
Sacks	LAC: Joey Bosa (7.5) WAS: Montez Sweat (9)

Washington Information

Standout Connections

Head Coach Ron Rivera spent three seasons as the then-San Diego Chargers defensive coordinator, under head coach Norv Turner, the father of current Washington offensive coordinator Scott Turner.

Defensive Backs Coach Chris Harris helped develop first-round pick Derwin James into an All-Pro selection and a Pro Bowl starter at safety in his first season. Harris served as the clubs assistant defensive backs coach from 2016-19.

Chargers head coach Brandon Staley was the defensive coordinator/linebackers coach at James Madison in Harrisonburg, Virginia, approximately two hours from Washington's team facility in Ashburn, Va.

Cornerback Torry McTyer grew up in Los Angeles and played high school football at Cathedral High School. Cathedral is located 20 minutes from the Chargers home, SoFi Stadium.

Quarterbacks Coach Ken Zampese attended the University of San Diego. As a youngster, he spent his summers on the University of California San Diego Campus, watching his father, Ernie Zampese, coach the wide receivers of the San Diego Chargers. Ernie would later become the teams Assistant Head Coach and Offensive Coordinator.

Staying On Beat

Tweets From Washington's Beat		
Nicki Jhabvala	Washington Post	@NickiJhabvala
John Keim	ESPN	@john_keim
Ben Standig	The Athletic	@BenStandig
Sam Fortier	Washington Post	@Sam4TR
Matt Paras	Washington Times	@Matthew_Paras
JP Finlay	NBCSW	@JPFinlayNBCS
Pete Hailey	NBCSW	@PeteHaileyNBCS
Chris Russell	SI.com	@Russellmania621
Rhiannon Walker	The Athletic	@InstantRHIplay
Stephen Whyno	AP	@SWhyno
Mitch Tischler	NBCSW	@Mitch_Tischler
Scott Abraham	ABC7	@Scott7news
Darren Haynes	CBS9	@DarrenMHaynes

Recent Media Clips:

Scott Turner grew up with Washington football. He's hoping to push its offense to the next level

- Nicki Jhabvala, Washington Post

Ron Rivera led Washington to 'a different stratosphere' after an offseason of change

- Ben Standig, The Athletic

Longshots Patterson, Reyes bond over beating odds

- Matt Paras, Washington Times

Roster Superlatives	
Oldest Player	Ryan Fitzpatrick (38)
Youngest Player	Jaret Patterson (21)
Tallest Player	Cornelius Lucas (6-8)
Shortest Player	DeAndre Carter (5-8)
Heaviest Player	Cornelius Lucas (327 lbs)
Lightest Player	Darryl Roberts (182 lbs)
Most Games Played	Ryan Fitzpatrick (165)

By College		
	Alabama	4
	Virginia Tech	3
	Ohio State	3

By College Conference		
	Southeast	11
	Big Ten	9
	Atlantic Coast	9

By State	
California	5
Louisiana	5
Texas	4
Florida	4

By State	
California	5
Louisiana	5
Texas	4
Florida	4

First Round Portfolio	
LB Jamin Davis (19)	Washington, 2021
DE Chase Young (2)	Washington, 2020
DE Montez Sweat (26)	Washington, 2019
DT Daron Payne (13)	Washington, 2018
DT Jonathan Allen (17)	Washington, 2017
CB William Jackson III (24)	Cincinnati, 2016
G Ereck Flowers (9)	New York Giants, 2015
G Brandon Scherff (5)	Washington, 2015

The Opponent

Head Coach

The Los Angeles Chargers hired Brandon Staley as the 17th head coach in franchise history, becoming the first Bolts head coach with a defensive background in over a decade. Staley served as the defensive coordinator in 2020 for the Los Angeles Rams after spending three seasons as the outside linebackers coach for Denver (2019) and Chicago (2017-18).

Staley has coached four Pro Bowlers, some of the most dominant defensive NFL players in recent memory — Khalil Mack in 2018, Von Miller in 2019 and Aaron Donald and Jalen Ramsey this season. Three of those players (Mack, Donald and Ramsey) were also recognized by The Associated Press as first-team All-Pro selections.

Staley overhauled a Rams defense to become the best defense in football in 2020. The unit ranked No. 1 in total defense, passing defense and scoring defense while finishing as the third-best rushing defense. The Rams defensive unit improved by more than four points per game in scoring defense from 2019 to post the best single-season average allowed by the team in nearly two decades.

Staley brought innovation on defense from college to the NFL, serving as outside linebackers coach in Chicago (2017-18) and Denver (2019). He served on Vic Fangio's staff in Denver after following the former defensive coordinator from Chicago. The 2019 Broncos defense led the NFL in red zone scoring, allowing a touchdown on just 39.1 percent of red zone drives — the second-lowest allowed by any NFL defense in the last five seasons. In his two years with Chicago, the Bears led the NFL in takeaways (58) while tying for No. 2 with 92 sacks. Staley was part of a staff in 2018 that coached the top-ranked scoring defense in football (17.7 points per game).

Prior to coaching in the NFL, Staley spent three seasons (2013, '15-16) at John Carroll as defensive coordinator/secondary coach and the 2014 season as defensive coordinator/linebackers at James Madison. In his final season as a collegiate coach, Staley earned National Coordinator of the Year honors for Division III by leading the John Carroll unit to rank third in the nation in total defense (218.0 yards per game) and fourth in scoring defense (12.6 points per game).

Before his stints at John Carroll and James Madison, Staley was a graduate assistant in 2012 at Tennessee. Staley held his first coordinator job as associate head coach/defensive coordinator at Hutchinson (Kan.) Community College from 2010-11. Over those two seasons, he helped develop Cordarrelle Patterson, Markus Golden and De'Vondre Campbell into NFL Draft picks.

Staley began his coaching career as a graduate assistant at Northern Illinois (2006-08) before coaching the defensive line and special teams in 2009 at the University of St. Thomas. He played quarterback at the University of Dayton, serving as a team captain and was a two-year starter. The Flyers posted a 16-5 record when Staley was the starter from 2003-04. He ended his playing career at Mercyhurst College, playing there in 2005 with his twin brother, Jason. A native of Perry, Ohio, Staley and his wife, Amy, have three sons — Colin, Will and Grant.

Last Game (2020 Season Recap)

Los Angeles rallied in the final stretch of the season with four consecutive victories to finish 7-9. The Chargers boasted a few players adding hardware to their collection, including Pro Bowl selections for Keenan Allen and Joey Bosa, while Justin Herbert earned consensus Rookie of the Year honors. Herbert, the No. 6 overall selection, put forth a record-setting rookie campaign, finishing as with the all-time rookie records for total touchdowns (36), passing touchdowns (31), completions (396), games with 300-plus passing yards (eight) and games with three-plus touchdowns (six). In the season finale at Kansas City, he became the youngest player in history to toss 30 touchdowns in a single season, doing so at 22 years, 299 days old.

Allen caught 100 passes for the third time in his career and behind a single-game team-record 16 catches in the Week 11 win against the Jets, posted the most receptions by a player through the first 100 games of a career in NFL history (624). Despite missing time due to injury, Austin Ekeler was a scoring threat in the passing game, reaching 16 career receiving touchdowns to become the fourth running back ever to have at least 15 scoring grabs before turning 26-years old.

Defensively, Bosa posted 7.5 sacks on the year, including a three-game sack streak to start the season. He set single-game career highs with three sacks, six tackles for loss and five QB hits in Week 12 at Buffalo.

The Opponent

Recent History

Washington has played against the Chargers 11 previous times and currently own a 7-4 record against the club. Below is a look at some of the most recent history between the two teams:

Results		
Dec. 10, 2017	@ Los Angeles	L, 13-30
Nov. 3, 2013	vs. San Diego	W, 30-24
Jan. 3, 2010	@ San Diego	L, 20-23
Nov. 27, 2005	vs. San Diego	L, 17-23
Sept. 9, 2001	@ San Diego	L, 3-30
Dec. 6, 1998	vs. San Diego	W, 24-20
Dec. 10, 1989	vs. San Diego	W, 26-21
Sept. 21, 1986	@ San Diego	W, 30-27
Oct. 31, 1983	@ San Diego	W, 27-24
Dec. 7, 1980	vs. San Diego	W, 40-17
Sept. 16, 1973	vs. San Diego	W, 38-0

Notable Matchups with Washington

November 3, 2013 (W, 30-24) - Washington hosted the San Diego Chargers in Week 9. After relinquishing a 10-point forth-quarter lead, Washington defeated the Chargers in OT on a RB Darrel Young four-yard score. Young rushed for three touchdowns in the game including the winner.

Running back Alfred Morris tallied 121 rushing yards on 25 carries. WR Pierre Garcon had seven receptions for 172 yards. Washington's time of possession was 40:03 as their counterparts registered a 25:58.

December 6, 1998 (W, 24-20) - Washington scored late in the fourth quarter on a pass from Trent Green to Leslie Shepherd for a 20-yard score.

Returner Brian Mitchell recorded a 101-yard kick return touchdown in the second quarter and a total of 226 return yards, the third-most in a single game in franchise history.

September 21, 1986 (W, 30-27) - Washington overcame a three-point deficit late in the fourth quarter to defeat the Chargers in San Diego. Jay Schroeder tossed a 14-yard touchdown to Gary Clark with 1:16 remaining in the game.

September 16, 1973 (W, 38-0): Washington defeated the Chargers in their first ever matchup with the club.

Series Superlatives

Washington	
Passing	
Completions	28, Jason Campbell, 01/03/10
Attempts	46, Joe Theismann, 10/31/83
Yards	341, Jay Schroeder, 09/21/86
TDs	2, four times
Rushing	
Attempts	29, Two times
Yards	121, Alfred Morris, 11/03/13
TDs	3, Darrel Young, 11/03/13
Receiving	
Receptions	12, Clarence Harmon, 12/07/80
Yards	174, 174
TDs	1, 13 times
Defense	
Sacks	3, Two Times
Interceptions	3, Two times
Chargers	
Passing	
Completions	29, Philip Rivers, 11/03/13
Attempts	46, Philip Rivers, 11/03/13
Yards	350, Billy Joe Tolliver, 12/10/99
TDs	2, four times
Rushing	
Attempts	36, LaDainian Tomlinson, 09/09/01
Yards	184, LaDainian Tomlinson, 11/27/05
TDs	3, LaDainian Tomlinson, 11/27/05
Receiving	
Receptions	9, Two times
Yards	152, Anthony Miller, 12/10/89
TDs	1, 11 times
Defense	
Sacks	1, eight times
Interceptions	1, seven times

Tale of the Tape

At A Glance (Washington 2020)		
Offense		**Defense**
335	Points	329
50	Points in the First Quarter	86
85	Points in the Second Quarter	152
70	Points in the Third Quarter	30
130	Points in the Fourth Quarter	61
37	Total Touchdowns	37
18	Rushing Touchdowns	14
16	Passing Touchdowns	21
3	Return Touchdown	2
27/34	Field Goals Made/Attempted	24/27
5,407	Yards from Scrimmage	5,198
337.9	Yards per Game	324.9
1,051	Total Plays	1,004
5.1	Average Yards per Play	5.2
24/11	Fumbles/Lost	19/7
16	Had Intercepted	16
88/225	Third Down Conversions	81/216
39.1	Third Down Percentage	37.5
11/19	Fourth Down Conversions	9/24
57.9	Fourth Down Percentage	37.5
87/697	Penalties/Yards	85/708
29:54	Average Time of Possession	30:05
Passing		
601	Attempts	529
389	Completions	330
64.7	Completion Percentage	62.4
3,465	Net Yards	3,068
216.6	Yards per Game	191.8
16	Touchdowns	21
16	Interceptions Thrown	16
80.1	Rating	81.4
72	Passes Had Defensed	66
50	Times Sacked	47
27	Completions of 25+ Yards	26
Rushing		
400	Attempts	428
1,611	Yards	1,805
4.0	Yards per Carry	4.2
100.7	Yards per Game	112.8
31	Times Been Stuffed	35
18	Touchdowns	14
108	First Downs	100
46	Rushes of 10+ Yards	43
40	Longest Rush	50t
Receiving		
389	Receptions	330
3,796	Yards	3,393
9.8	Yards per Catch	10.3
16	Touchdowns	21

PLAYER CHARTS

RYAN FITZPATRICK
Quarterback

14

ACTIVE QB RANKINGS

Passing Yards

Player	Yards
1. Tom Brady, Tampa Bay	79,204
2. Ben Roethlisberger, Pittsburgh	60,348
3. Matt Ryan, Atlanta	55,767
4. Aaron Rodgers, Green Bay	51,245
5. Matthew Stafford, Los Angeles Rams	45,109
6. Joe Flacco, Philadelphia	40,931
7. Ryan Fitzpatrick, Washington	***34,977***
8. Russell Wilson, Seattle	33,946

25+ Yards Passing Plays

Player	Plays
1. Tom Brady, Tampa Bay	602
2. Ben Roethlisberger, Pittsburgh	455
3. Aaron Rodgers, Green Bay	440
4. Matt Ryan, Atlanta	360
5. Matthew Stafford, Los Angeles Rams	328
6. Joe Flacco, Philadelphia	288
7. Russell Wilson, Seattle	287
8. Ryan Fitzpatrick, Washington	***249***

Completions

Player	Comp.
1. Tom Brady, Tampa Bay	6,778
2. Ben Roethlisberger, Pittsburgh	5,050
3. Matt Ryan, Atlanta	4,867
4. Aaron Rodgers, Green Bay	4,285
5. Matthew Stafford, Detroit	3,898
6. Joe Flacco, Philadelphia	3,744
7. Ryan Fitzpatrick, Washington	***3,069***
8. Andy Dalton, Chicago	2,973

Rushing Yards

Player	Yards
1. Cam Newton	5,398
2. Russell Wilson, Seattle	4,506
3. Aaron Rodgers, Green Bay	3,271
4. Lamar Jackson, Baltimore	2,906
5. Ryan Fitzpatrick, Washington	***2,623***
6. Tyrod Taylor, Houston	1,850

Ryan Fitzpatrick

Fitzpatrick Touchdown Log						
Years	**Teams**	**Opponents**	**Locations**	**Days**	**Quarters**	**Distances (Yards)**
2015 (31)	Bills (80)	Jets (21)	Home (119)	Sunday (203)	2nd (68)	4-9 (61)
2011 (24)	Jets (43)	Patriots (21)	Road (103)	Monday (9)	4th (65)	10-19 (59)
2012 (24)	Dolphins (32)	Jaguars (15)		Thursday (8)	3rd (49)	30-plus (46)
2010 (23)	Buccaneers (24)	Titans (14)		Saturday (2)	1st (38)	3 or less (32)
2019 (19)	Texans (17)	Eagles (14)			OT (2)	20-29 (24)
2018 (18)	Titans (14)	Dolphins (14)				
2014 (17)	Bengals (8)	Steelers (11)				
2013 (14)	Rams (4)	Bills (11)				
2020 (13)		Browns (11)				
2016 (12)		Bengals (11)				
2009 (9)		Colts (9)				
2008 (8)		Chiefs (9)				
2017 (7)		Raiders (8)				
2005 (4)		Giants (7)				
		Cardinals (7)				
		Washington (7)				
		Ravens (6)				
		Saints (6)				
		Panthers (5)				
		Texans (4)				
		49ers (3)				
		Seahawks (2)				
		Cowboys (2)				
		Bears (1)				
		Vikings (1)				
		Lions (1)				
		Broncos (1)				
		Rams (1)				

Players that Caught TD from Fitzpatrick (61)					
Steve Johnson	O.J. Howard	Chris Godwin	Jalin Marshall	T.J. Graham	Myles Gaskin
Brandon Marshall	DeSean Jackson	Adam Shaheen	Michael Preston	Devin Smith	TJ Houshmandzadeh
Eric Decker	Mike Evans	Delanie Walker	J.J. Watt	Damaris Johnson	Albert Wilson
Scott Chandler	C.J. Spiller	Jeremy Kerley	Cameron Brate	Luke Stocker	Alfred Blue
DeVante Parker	Terrell Owens	Nate Washington	Allen Hurns	Derek Hagan	Ryan Griffin
Lee Evans	Chad Johnson	Lee Smith	Naaman Roosevelt	Glenn Holt	Kevin Curtis
Mike Gesicki	Arian Foster	Adam Humphries	Isaac Bruce	Kendall Wright	
David Nelson	Fred Jackson	Chris Henry	Matt Forte	Charles Sims	
DeAndre Hopkins	Quincy Enunwa	Andre Johnson	Chris Ivory	David Martin	
Preston Williams	Chris Johnson	Torry Holt	Taylor Thompson	Durham Smythe	
Donald Jones	Brad Smith	Justin Hunter	Roscoe Parrish	Bilal Powell	

TERRY McLAURIN
Wide Receiver

17

FIRST 29 CAREER GAMES IN D.C.

Terry McLaurin was Washington's top receiver during his first two seasons in D.C. Below is where he falls among player who spent their first 29 career games in the Burgundy and Gold.

RECEIVING YARDS (FIRST 29 CAREER GAMES)

Player	Yards
1. Gary Clark	2,118
2. Terry McLaurin	***2,037***
3. Charlie Brown	2,031
4. Rod Gardner	1,557
5. Albert Connell	1,518
6. Jordan Reed	1,505
7. Ricky Sanders	1,455

RECEIVING TOUCHDOWNS (FIRST 29 CAREER GAMES)

Player	TD
1. Charlie Brown	18
2. Kelvin Bryant	13
3. Gary Clark	12
4t. Terry McLaurin	***11***
4t. Rod Gardner	11
6t. Albert Connell	10
6t. Ricky Sanders	10

GAMES WITH 5+ RECEPTIONS (FIRST 29 CAREER GAMES)

Player	Games
1. Jordan Reed	17
2. Terry McLaurin	***16***
3. Gary Clark	15
4t. Charlie Brown	12
4t. Kelvin Bryant	12
6. Jamison Crowder	11
7. Rod Gardner	9
8. Chris Cooley	8
9t. Art Monk*	7
9t. Albert Connell	7

*Member of the Pro Football Hall of Fame

60 OR MORE

GAMES WITH 60+ RECEIVING YARDS (FIRST 29 CAREER GAMES SINCE 2005)

Player	Games
1. Odell Beckham Jr.	22
2t. Julio Jones	20
2t. Michael Thomas	20
4. Terry McLaurin	***19***
5t. Allen Robinson	18
5t. A.J. Green	18
5t. D.K. Metcalf	18
5t. DeSean Jackson	18

YAC ATTACK

Terry McLaurin was on the attack after making catches this season as he has tallied 490 yards after catch, the sixth-most in the NFL this season amongst receivers.

YARDS AFTER CATCH (WRs)

Player	YAC
1. Davante Adams, GB	584
2. Cooper Kupp, LAR	533
3. DeAndre Hopkins, ARI	521
4. Robert Woods, LAR	509
5. Robby Anderson, CAR	501
6. Terry McLaurin, WAS	***490***
7. Stefon Diggs, BUF	474

Terry McLaurin

2020 LEADERBOARDS

Below is a look at where Terry McLaurin ranked in 2020 among receivers:

Targets (Per STATS LLC)

Player	Tgt.
1. Stefon Diggs, BUF	166
2. DeAndre Hopkins, ARI	160
3. Allen Robinson II, CHI	151
4. Davante Adams, GB	149
5. Keenan Allen, LAC	147
6. Diontae Johnson, PIT	144
7. Calvin Ridley, ATL	143
8. Robby Anderson, CAR	136
9. Tyreek Hill, KC	135
10. Terry McLaurin, WAS	***134***

Yards (Per STATS LLC)

Player	Yards
1. Stefon Diggs, BUF	1,535
2. DeAndre Hopkins, ARI	1,407
3. Justin Jefferson, MIN	1,400
4t. Davante Adams, GB	1,374
4t. Calvin Ridley, ATL	1,374
6t. D.K. Metcalf, SEA	1,303
7. Tyreek Hill, KC	1,276
8. Allen Robinson II, CHI	1,250
9. D.J. Moore, CAR	1,193
10. Brandin Cookins, HOU	1,150
11. Terry McLaurin, WAS	***1,118***

Receptions of 25+ Yards

Player	25+
1. Justin Jefferson, MIN	16
2. D.K. Metcalf, SEA	15
3t. Tyreek Hill, KC	14
3t. Calvin Ridley, ATL	14
5t. Davante Adams, GB	13
5t. DeAndre Hopkins, ARI	13
5t. D.J. Moore, CAR	13
8t. Brandin Cooks, HOU	12
8t. Tim Patrick, DEN	12
10t. Terry McLaurin, WAS	***11***
10t. Chase Claypool, PIT	11

THE ULTIMATE

Yards After Contact (Per Pro Football Focus, 2020)

Player	YCO
1. DeAndre Hopkins, ARI	246
2. Justin Jefferson, MIN	245
3. Cooper Kupp, LAR	232
4. Amari Cooper, DAL	230
5. Terry McLaurin, WAS	***227***
6. Deebo Samuel, SF	227
7. Robby Anderson, CAR	209
8. Stefon Diggs, BUF	207
9. D.K. Metcalf, SEA	197
10. A.J. Brown, TEN	196

Missed Tackles on Receptions (Per Pro Football Focus, 2020)

Player	M/T
1t. Cooper Kupp, LAR	21
1t. DeAndre Hopkins, CAR	21
3. Stefon Diggs, BUF	20
4. Darnell Mooney, CHI	18
5t. A.J. Brown, TEN	17
5t. D.K. Metcalf, SEA	17
5t. Tyreek Hill, KC	17
8. Laviska Shenault Jr., JAX	16
9. D.J. Moore, CAR	15
10. Terry McLaurin, WAS	***14***

ROOKIE RECORDS

WASHINGTON ROOKIE RECEIVING RECORD BOOK

Player [Year]	Yards
1. Gary Clark [1985]	926
2. Terry McLaurin [2019]	***919***
3. Anthony Armstrong [2010]	871
4. Charley Taylor [1964]	814

Player [Year]	TDs
1. Charlie Brown [1982]	8
2. Terry McLaurin [2019]	***7***
3t. Chris Cooley [2004]	6
3t. Hugh Taylor [1947]	6

Player [Year]	Rec.
1. Gary Clark [1985]	72
2. Jamison Crowder [2015]	59
3t. Terry McLaurin [2019]	***58***
3t. Art Monk [1980]	58

Player [Year]	100 Yd. Games
1t. Terry McLaurin [2019]	***3***
1t. Gary Clark [1985]	3
3t. Charlie Brown [1982]	2
3t. Virgil Seay [1981]	2

Terry McLaurin

Player [Year]	25+ YD Recep.
1t. Terry McLaurin [2019]	***9***
1t. Anthony Armstrong [2010]	9
3. Rod Gardner [2001]	7
4. Michael Westbrook [1995]	6

2019 ROOKIE RECEIVING LEADERS

Player	Yards
1. A.J. Brown, TEN	1,051
2. Terry McLaurin,WAS	***919***
3. D.K. Metcalf, SEA	900
4. Deebo Samuel, SF	802
5. Darius Slayton, NYG	740

RECEIVING TOUCHDOWNS FOR ROOKIES [2019]:

Player	Rec. TDs
1t. A.J. Brown, Tennessee	8
1t. Darius Slayton, Giants	8
3t. Terry McLaurin, Washington	***7***
3t. Marquise Brown, Ravens	7
3t. D.K. Metcalf, Seattle	7

MOVING THE CHAINS

Terry McLaurin was one of the most consistent rookie receivers in the NFL during the 2019 season. Among all rookies, he finished tied for second in receptions and tied for third in receiving touchdowns.

TOTAL RECEPTIONS FOR ROOKIES [2019]:

Player	Rec.
1. Diontae Johnson, Pittsburgh	59
2t. Terry McLaurin, Washington	***58***
2t. D.K. Metcalf, Seattle	58
4. Deebo Samuel, San Francisco	57
5. A.J. Brown, Tennessee	52

ANTONIO GIBSON
Running Back
24

ROOKIE RANKS

Most Yards From Scrimmage (RBs)

Player	Yards
1. Jonathan Taylor, IND	1,468
2. James Robinson, JAX	1,414
3. Clyde Edwards-Helaire, KC	1,100
4. Antonio Gibson, WAS	***1,042***
5. J.K. Dobbins, BAL	925

Rushing Touchdowns

Player	TDs
1t. Antonio Gibson, WAS	***11***
1t. Jonathan Taylor, IND	11
3. J.K. Dobbins, BAL	9
4. D'Andre Swift, DET	8
5. James Robinson, JAX	7

Rushing Yards

Player	Yards
1. Jonathan Taylor, IND	1,169
2. James Robinson, JAX	1,070
3. J.K. Dobbins, BAL	805
4. Clyde Edwads-Helaire	803
5. Antonio Gibson, WAS	***795***

MULTI-DIMENSIONAL

Rookies With 80+ Receiving Yards and 40+ Rushing Yards in a game (Since 2015)

Player	Games
Alvin Kamara	3
Saquon Barkley	2
Antonio Gibson	***1***
Javorius Allen	1
Ezekiel Elliott	1
Kareem Hunt	1
Matt Jones	1
Jeremy Langford	1
C.J. Prosise	1
James Robinson	1

YARDS AFTER CONTACT (2020)

Player	AVG
1. Alvin Kamara, NO	309
2. Mike Davis, CAR	192
3. David Montgomery, CHI	180
4. James Robinson, JAX	172
5. Austin Ekeler, LAC	166
6. Dalvin Cook, MIN	165
7. Antonio Gibson, WAS	***155***

YACKING UP THE NUMBERS

Gibson impressed with his YAC numbers throughout his rookie campaign.

Yards After Catch 2020 (Rookie RBs)

Player	YAC
1. James Robinson, JAX	397
2. Jonathan Taylor, IND	380
3. D'Andre Swift, DET	364
4. Antonio Gibson, WAS	***305***
5. Clyde Edwards-Helaire, KC	304

According to STATS LLC

J.D. McKISSIC
Running Back

41

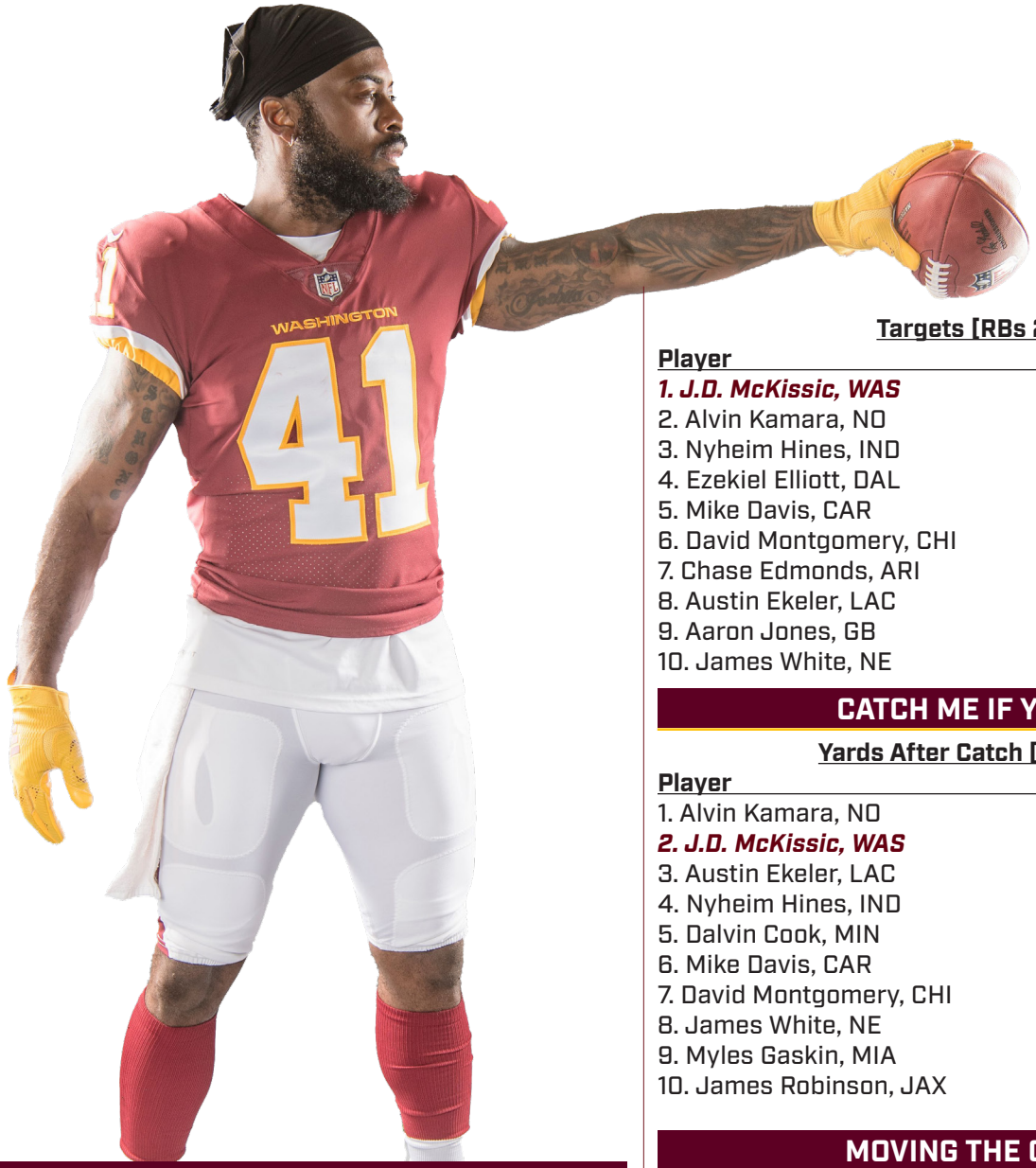

HANDS AND FEET

Receiving Yards [RBs 2020]

Player	Yards
1. Alvin Kamara, NO	756
2. J.D. McKissic, WAS	***589***
3. Nyheim Heims, IND	482
4. David Montgomery, CHI	438
5. Austin Ekeler, LAC	403

Receptions [RBs 2020]

Player	Rec.
1. Alvin Kamara, NO	83
2. J.D. McKissic, WAS	***80***
3. Nyheim Hines, IND	63
4. Mike Davis, CAR	59
5t. Austin Ekeler, LAC	54
5t. David Montgomery, CHI	54

Targets [RBs 2020]

Player	Tgt
1. J.D. McKissic, WAS	***110***
2. Alvin Kamara, NO	107
3. Nyheim Hines, IND	76
4. Ezekiel Elliott, DAL	71
5. Mike Davis, CAR	70
6. David Montgomery, CHI	68
7. Chase Edmonds, ARI	67
8. Austin Ekeler, LAC	65
9. Aaron Jones, GB	63
10. James White, NE	62

CATCH ME IF YOU CAN

Yards After Catch [RBs 2020]

Player	YAC
1. Alvin Kamara, NO	742
2. J.D. McKissic, WAS	***510***
3. Austin Ekeler, LAC	482
4. Nyheim Hines, IND	476
5. Dalvin Cook, MIN	441
6. Mike Davis, CAR	433
7. David Montgomery, CHI	418
8. James White, NE	412
9. Myles Gaskin, MIA	405
10. James Robinson, JAX	399

MOVING THE CHAINS

Receiving First Downs [RBs 2020]

Player	1st
1. Alvin Kamara, NO	35
2. J.D. McKissic, WAS	***32***
3. David Montgomery, CHI	25
4. Nyheim Hines, IND	24
5. Chase Edmonds, ARI	21
6t. Austin Ekeler, LAC	20
6t. Ezekiel Elliott, DAL	20
6t. James White	20

LOGAN THOMAS
Tight End
82

2020 LEADERBOARDS

Receptions [TEs]

Player	Rec.
1. Darren Waller, LV	107
2. Travis Kelce, KC	105
3. Logan Thomas, WAS	***72***
4. T.J. Hockenson, DET	67
5t. Evan Engram, NYG	63
5t. Dalton Schultz, DAL	63

Targets [TEs]

Player	Tgt.
1. Darren Waller, LV	146
2. Travis Kelce, KC	145
3t. Logan Thomas, WAS	***109***
3t. Evan Engram, NYG	109
5. T.J. Hockenson, DET	101

First Downs [TEs]

Player	1D
1. Travis Kelce, KC	79
2. Darren Waller, LV	69
3. T.J. Hockenson, DET	40
4. Mark Andrews, BAL	37
5t. Logan Thomas, WAS	***36***
5t. Mike Gesicki, MIA	36

Receiving Yards [TEs]

Player	Yds.
1. Travis Kelce, KC	1,416
2. Darren Waller, LV	1,196
3. T.J. Hockenson, DET	723
4. Mike Gesicki, MIA	703
5. Mark Andrews, BAL	701
6. Noah Fant, DEN	673
7. Logan Thomas, WAS	***670***
8. Evan Engram, NYG	654
9. George Kittle, SF	634
10. Rob Gronkowski, TB	623

FRANCHISE HISTORY

Single-Season Reception Leaders [TEs]

Player	Year	Rec.
1. Jordan Reed	2015	87
2. Chris Cooley	2008	83
3. Chris Cooley	2010	77
4. Logan Thomas	***2020***	***72***
5. Chris Cooley	2005	71
6. Jerry Smith	1967	67

FOR THE RECORD

Thomas hauled in the second-most single-game receptions in franchise history in Week 15 against the Seahawks with 13. It was the most by a tight end in the club's history.

Single-Game Reception Leaders [franchise history]

Player	Date	Rec.
1. Roy Helu Jr.	11/6/11 vs. SF	14
2t. Logan Thomas	***12/20/20 vs. SEA***	***13***
2t. Kelvin Bryant	12/7/86 vs. NYG	13
2t. Art Monk	12/15/85 vs. CIN	13
2t. Art Monk	11/4/90 vs. DET	13
2t. Chris Thompson	9/16/18 vs. IND	13

CHASE YOUNG
Defensive End

99

LEADING THE PACK

Sacks Amongst Rookies [2020]

Player	Sacks
1. Chase Young, WAS	***7.5***
2. Alton Robinson, SEA	4.0
3t. Patrick Queen, BAL	3.0
3t. Antoine Winfield Jr., TB	3.0
3t. D.J. Wonnum, MIN	3.0

Forced Fumbles By a Rookie [Franchise History]

Player	FF
1t. Chase Young	***4***
1t. Ryan Kerrigan	4
3. Preston Smith	3
4. Seven players tied	2

ROOKIE SEASON

Tackles for Loss [Franchise History]

Player	TFL
1. Brian Orakpo	13
2. Chase Young	***10***
3. Ryan Kerrigan	9
4t. LaVar Arrington	8
4t. Montez Sweat	8

Sacks [Franchise History]

Player	Sacks
1. Brian Orakpo	11.0
2. Preston Smith	8.0
3t. Chase Young	***7.5***
3t. Ryan Kerrigan	7.5
5. Montez Sweat	7.0

SETTING THE RECORD STRAIGHT

In Weeks 1, 14 and 16, Young recorded both a sack and a forced fumble. He has the most games recording both for a rookie in Washington franchise history.

Name	Year	Games
Chase Young	***2020***	***3***
Ryan Kerrigan	2011	2
Preston Smith	2015	2
Montez Sweat	2019	2
Chris Clemons	2004	1
Trent Murphy	2014	1
Brian Orakpo	2009	1
Daron Payne	2018	1

WHAT GRADE DID YOU GET?

Highest Graded Rookie Defenders [min. 20% snaps]

Player	Grade
1. Chase Young, WAS	***87.2***
2. Mykal Walker, ATL	74.0
3. L'Jarius Sneed, KC	73.9
4. Justin Madubuike, BAL	72.1
5. Alex Highsmith, PIT	71.9

According to Pro Football Focus

MONTEZ SWEAT
Defensive End

90

SACK NUMBERS

NFC EAST SACK LEADERS (2020):

Player	Sacks
1. Leonard Williams, NYG	11.5
2. Montez Sweat, WAS	***9***
3. Brandon Graham, PHI	8
4. Chase Young, WAS	***7.5***
5. Fletcher Cox, PHI	6.5

THROUGH TWO SEASONS

MOST SACKS (FRANCHISE HISTORY):

Player	Sacks
1. Brian Orakpo	19.5
2t. Montez Sweat	***16.0***
2t. Ryan Kerrigan	16.5
4. Rich Owens	14.0
5. Preston Smith	12.5

TACKLES FOR LOSS (FRANCHISE HISTORY):

Player	TFL
1. Brian Orakpo	22
2. Montez Sweat	***20***
3. Ryan Kerrigan	19
4. LaVar Arrington	16
5. Preston Smith	14

QUARTERBACK HITS (FRANCHISE HISTORY):

Player	QBH
1. Montez Sweat	***33***
2. Brian Orakpo	32
3. Ryan Kerrigan	28
4. Preston Smith	22
5. Jonathan Allen	21

PLAYERS WHO HAVE RECORDED 16+ SACKS AND AN INTERCEPTION TOUCHDOWN THROUGH 32-CAREER GAMES (NFL HISTORY)

Player	Sacks	INT-TD
Montez Sweat	***16.0***	***1***
Ryan Kerrigan	***16.5***	***2***
Lee Williams	16.5	2
Leslie O'Neal	27.0	2
Von Miller	30.0	1
Clay Matthews	23.5	1
Kabeer Gbaja-Biamila	24.0	1
Demarcus Ware	19.5	1

THE ULTIMATE

TACKLES FOR LOSS + NO GAIN (DEFENSIVE ENDS)

Player	TFL+NG
1. J.J. Watt, HOU	17
2. T.J. Watt, PIT	16
3t. Demarcus Lawrence, DAL	13
3t. Brandon Graham, PHI	13
3t. Haason Reddick, ARI	13
6. Montez Sweat, WAS	***12***
7t. Chase Young, WAS	***11***
7t. Khalil Mack, CHI	11

RUN DEFENSE GRADE (DEFENSIVE ENDS)

Player	Grade
1. Khalil Mack, CHI	91.7
2. T.J. Watt, PIT	90.1
3. Montez Sweat, WAS	***86.0***
4. Cameron Jordan, NO	83.6
5. Joey Bosa, LAC	83.1

According to Pro Football Focus

2021 Rookie Class

2021 Rookie Class

Round 1: LB Jamin Davis

Draft Pick: .....Round 1, Pick 19
School: .....University of Kentucky
Birthplace: .....Honolulu, Hawaii

College Accolades	
First-Team All-SEC (PFF)	2020
Second-Team All SEC (Phil Steel)	2020
All American Honorable Mention (Phil Steel)	2020

Davis was the 486th selection made by Washington in the Common Draft era (since 1967) and the 33rd first-round selection in that time frame. He is the 64th first-round selection by Washington all-time since the institution of the draft in 1936.

Davis was the first linebacker selected by Washington in the first round since the club selected Brian Orakpo in 2009.

Davis was the first Kentucky player selected by Washington since TE Charles Darington was taken in the ninth round in 1989 .

Davis (6-4, 234) is from Honolulu, Hawaii. He is the first Hawaii born player drafted by Washington since CB David Amerson was selected in 2013.

Round 2: T Sam Cosmi

Draft Pick: .....Round 2, Pick 51
School: .....University of Texas
Birthplace: .....Humble, Texas

College Accolades	
First-Team All-Big 12	2020
Honorable Mention Big 12 OL of Year	2020
Honorable Mention Big 12 Offensive Freshman of the Year	2019

Cosmi was the 494th selection made by Washington in the Common Draft era (since 1967) and the 39th second-round selection in that time frame. He is the 57th second-round selection by Washington all-time since the institution of the draft in 1936.

Cosmi was the first offensive lineman selected by Washington in the second round since the club selected John Jansen in 1999.

Cosmi was the 17th Texas player selected by Washington in franchise history and first since 2012.

Round 3: CB Benjamin St-Juste

Draft Pick: .....Round 3, Pick 74
School: .....University of Minnesota
Birthplace: .....Montreal, Quebec, Canada

College Accolades	
Academic All Big 10	2020
All Big 10 Honorable Mention	2019

St-Juste was the 495th selection made by Washington in the Common Draft era (since 1967) and the 38th third-round selection in that time frame. He is the 68th third-round selection by Washington all-time since the institution of the draft in 1936.

St-Juste is from Montreal, Quebec, Canada. He is the third Canadian-born player to be selected by Washington joining QB Mark Rypien and WR Brian Fryer.

St-Juste is the 16th selection out of the University of Minnesota in franchise history and the first since 2006.

St-Juste is the 10th defensive back selected by Washington in the third round in franchise history and the first since 2017.

Round 3: WR Dyami Brown

Draft Pick: .....Round 3, Pick 82
School: .....University of North Carolina
Birthplace: .....Charlotte, N.C.

College Accolades	
First-Team All-ACC	2020
AP All-American Third Team	2020
Biletnikoff Award Semifinalist	2020

Brown was the 496th selection made by Washington in the Common Draft era (since 1967) and the 39th third-round selection in that time frame. He is the 68th third-round selection by Washington all-time since the institution of the draft in 1936.

Brown is the 17th player selected out of the University of North Carolina in franchise history and the first Tar Heel selected by Washington since LB Cole Holcomb was selected in 2019.

Round 4: TE John Bates

Draft Pick: .....Round 4, Pick 124
School: .....Boise State
Birthplace: .....Lebanon, Ore.

College Accolades	
John Mackey Award Watch List	2018, 2019
All-Mountain West Honorable Mention	2019

Bates was the 497th selection made by Washington in the Common Draft era (since 1967) and the 49th fourth-round selection in the time frame. He is the 54th fourth-round selection by Washington all-time since the institution of the draft in 1936.

Bates was the fourth Boise State player selected by Washington in franchise history and first since 2011.

Round 5: S Darrick Forrest

Draft Pick: .....Round 5, Pick 163
School: .....Cincinnati
Birthplace: .....Columbus, Ohio

College Accolades	
Honorable Mention All-American Athletic Conference	2020
Bednarik Award Watch List	2020
First-Team All-American Athletic Conference	2019

Forrest is the 498th selection made by Washington in the Common Draft era (since 1967) and the 54th fifth-round selection in that time frame. He is the 79th fifth-round selection by Washington all-time since the institution of the draft in 1936.

Forrest is the sixth player selected out of Cincinnati in franchise history and the first since DT Mario Monds was taken in 2001.

Round 6: LS Camaron Cheeseman

Draft Pick: .....Round 6, Pick 225
School: .....University of Michigan
Birthplace: .....New Albany, Ohio

College Accolades	
Two-time Academic All-Big 10	2018, 2019

Cheeseman is the 499th selection made by Washington in the Common Draft era (since 1967) and the 58th sixth-round selection in that time frame. He is the 85th sixth-round selection by Washington all-time since the institution of the draft in 1936.

Cheeseman is the 18th Michigan player selected by Washington in franchise history.

Round 7: DE Shaka Toney

Draft Pick: .....Round 7, Pick 246
School: .....Penn State
Birthplace: .....Philadelphia, Pa.

College Accolades	
First-Team All Big Ten (AP)	2020
Second Team All Big 10 (Phil Steele)	2020
Third-Team All Big 10 (PFF)	2020

Toney was the 501th selection made by Washington in the Common Draft era (since 1967) and the 68th seventh-round selection in the time frame. He was the 99th seventh-round selection by Washington all-time since the institution of the draft in 1936.

Toney is the 23rd Penn State player selected by Washington in franchise history and first since 2018.

2021 Rookie Class

Round 7: WR Dax Milne

Draft Pick: .....Round 7, Pick 258
School: .....Brigham Young
Birthplace: .....South Jordan, Utah

College Accolades	
Second-Team All American (PFF)	2020
Third-Team All American (Phil Steele)	2020
Burlsworth Trophy Finalist	2020

Milne is the 502th selection made by Washington in the Common Draft era (since 1967) and the 69th seventh-round selection in the time frame. He is the 100th seventh-round selection by Washington all-time since the institution of the draft in 1936.

Milne is the sixth BYU player selected by Washington in franchise history and first since 1990.

UDFA: RB Jaret Patterson

Draft Pick: .....UDFA
School: .....University of Buffalo
Birthplace: .....Glendale, MD

College Accolades	
Vern Smith Leadership Award Recipient	2020
MAC Offensive Player of the Year	2020
All-MAC First Team	2020

Shifty running back who was the first freshman in school history to rush for 1,000 yards in a season in 2018 and followed it up breaking the single-season school record for rushing as a sophomore in 2019. Named a 2020 preseason All-American as well as to the watch lists for the Doak Walker and Maxwell Awards.

FA: Sammis Reyes

Draft Pick: .....FA
School: .....Tulane
Birthplace: .....Talcahauno, Chile

Grew up in Santiago where he was a multi-sport athlete playing both soccer and basketball.

Played on the Chilean national basketball team as a power forward.

Played basketball at Tulane.

From 2016-17, he was named to the American Athletic Conference All-Academic Team.

Appeared in 30 games during his first season with the Green Wave. Averaged 0.8 points, 1.5 rebounds and 0.4 blocks in 8.2 minutes per contest.

Shot 9-for-33 (.273) overall from the field and had two steals, one rebounds and a block in 11 minutes against Oklahoma (11/17).

Blocked a pair of shots and dished out one assist in just five minutes against Southern (12/7).

Led all players with a career-high 11 rebounds to complement two blocks and a pair of assists while playing a season-high 27 minutes at No. 23 Cincinnati.

HEAD COACH

RON RIVERA

HEAD COACH

32ND NFL SEASON (25 COACHING/9 PLAYING) // 2ND WITH WASHINGTON

Ron Rivera enters his 25th season coaching in the NFL and his second as Washington's head coach in 2021.

He was named the 30th head coach in franchise history on Jan. 1, 2020 and led Washington to their first division title since 2015. During the 2020 season Rivera was diagnosed with Squamous Cell Carcinoma (SCC) located in a lymph node and detected from a self-care check. Rivera continued to coach through his treatments and on January 28, 2021, he was declared cancer free. Rivera was selected as the NFC Coach of the Year by the Committee of 101 following the 2020 season.

A friend of legendary head coach Joe Gibbs, Rivera is a passionate and skilled leader who has earned the respect of his players, coaching staff and the community. He most recently served as the head coach of the Carolina Panthers for nine seasons, where he led the team to three straight divisional titles and an appearance in Super Bowl 50. Rivera was also recognized twice as the NFL Coach of the Year by the Associated Press in 2013 and in 2015.

Rivera inherited a 2-14 Carolina Panthers team as a rookie head coach in 2011 and guided it back to an NFC force with four playoffs appearances since 2013, tied for the second-most playoff berths in the NFC over that six-year period. In that span, the Panthers recorded 58 wins, tied for the most in any six-year period in their franchise history and fifth-most in the NFL.

In 2015, Carolina won its second NFC Championship in franchise history, third consecutive NFC South division title and appeared in Super Bowl 50. Carolina finished the season with a franchise-best 17-2 record, including home playoff victories over Seattle in the divisional round and Arizona in the NFC Championship game.

Hired by the Panthers for his defensive expertise, Rivera did not disappoint as the Panthers put together five top-10 finishes in total defense in seven seasons from 2012-18. Like Rivera, the Panthers' rebound has been steady and solid, starting with six wins in his first season in 2011 and seven victories in 2012 before registering three consecutive division championships starting in 2013 when he earned his first Associated Press NFL Coach of the Year award. Laying a foundation that included back-to-back Rookie of the Year award winners in quarterback Cam Newton and linebacker Luke Kuechly, Rivera blended veteran and young talent into productive units on both sides of the ball.

Rivera helped lead a Panthers team that finished among the league's top 10 rushing offenses, including top-five finishes in 2011, 2015, 2017 and 2018. The Panthers recorded 30 consecutive regular season games with at least 100 rushing yards from Week 6 of 2014 to Week 3 of 2016, the longest streak in the NFL since Pittsburgh tallied 43 from 1974-77.

Carolina's run defense ranked in the top 10 of the NFL in 2013, 2015, 2016 and 2017. Starting in Week 14 of 2016 through Week 1 of 2018, the Panthers went 21 consecutive games without allowing a 100-yard individual rusher, setting a franchise record.

In 2018, Rivera coached two players to All-Pro selections. Panthers running back Christian McCaffrey earned AP All-Pro second-team honors as he helped the Panthers lead the NFL in rushing yards per carry (5.1). McCaffrey also recorded 107 receptions, the most by any running back in a season in NFL history and broke Steve Smith's franchise record for single-season receptions by any player. He ran for 1,098 rushing yards, becoming the third player in NFL history with over 100 receptions and 1,000 rushing yards in the same season. McCaffrey accumulated a franchise-record 1,965 scrimmage yards, ranking third in the NFL.

Linebacker Luke Kuechly earned his sixth-straight Pro Bowl selection and fifth AP All-Pro first-team honor, tied for the most among active players. Kuechly tied for third in the NFL with 20 tackles for loss. In 2017, the rushing attack helped propel the team to an 11-5 record and a Wild Card berth by averaging 131.4 yards on the ground, good for fourth in the league.

In 2015, Rivera was named NFL Coach of the Year for the second time in three seasons as his team earned its third consecutive NFC South title and claimed the top seed in the NFC for the first time in Panthers franchise history. The Panthers became just the seventh team in the Super Bowl era to post a 15-1 or better record in the regular season. Carolina started 2015 with 14 consecutive victories, which, combined with four wins to close the 2014 regular season, gave the Panthers an NFC-record 18-game winning streak.

Rivera's Panthers went 12-4 and won the NFC South in 2013, Carolina's first division title since 2008. The Panthers then recovered from a 3-8-1 start in 2014 to win four in a row and capture a second consecutive NFC South crown. Prior to Rivera's arrival, Carolina had never reached the postseason in consecutive years, and no team had captured the NFC South twice in a row.

Rivera arrived in Carolina with a reputation for hard work, attention to detail and preparation. Those were also the qualities he exhibited in his first campaign as the Panthers tripled their win total from the previous season. Rivera did not even meet his team until they reported to training camp and, despite a slow start, held it together to finish with four wins in the final six games.

Rivera has shined as a coach and player during his 30-plus years in the NFL, serving as defensive coordinator for the San Diego Chargers' top-ranked defense in 2010 and playing linebacker for the Chicago Bears' top-ranked defense and Super Bowl XX championship team in 1985. In 23 seasons as a coach and nine as a player, he has been with teams that have reached the playoffs 19 times, including nine conference championships and three Super Bowls. The mentality of the Chargers defense that Rivera coached and the Bears defense on which he played has stuck with the head coach, and he has transferred it to his teams.

Rivera's character has been influenced by two innovative defensive coordinators. As a player, Rivera was coached by the late Buddy Ryan, the architect of the "46 Defense," which involved blitzing on nearly every down. As a coach, Rivera toiled under the late Jim Johnson, a highly regarded defensive coordinator renowned for his aggressive approach.

Rivera's identity also has been shaped by his family. The son of a U.S. Army officer and the second youngest of four boys, Rivera learned from a young age about chain of command and many of the principles he teaches and expects from his players. "I come from a military family where discipline isn't taught, it's lived. It's expected from day one. I have a philosophy that every player, every coach, everyone who works for this organization, they'll know it day one," Rivera said in his introductory press conference with Washington on Jan. 2.

Rivera worked with the Chargers from 2007-10. He coached inside linebackers before taking over as the team's defensive coordinator midway through the 2008 season. Under Rivera's guidance, the pass defense steadied itself – intercepting nine passes and yielding 229.6 passing yards per game and 11 touchdown passes over the final eight games. Those numbers contrasted to the first half of the season when San Diego notched just seven picks and was victimized for 265.1 yards per game and 14 touchdowns through the air. In Rivera's first full season leading the defense in 2009, the Chargers ranked 16th in total defense and 11th against the pass. Those rankings improved in 2010 as San Diego led the NFL with an average of 271.6 total yards allowed per game and gave up a league-low 177.8 passing yards per game. From 2004-06, Rivera oversaw the Chicago Bears defense, engineering the unit to two top-five finishes in the league. Under Rivera's direction, five different defensive players went to the Pro Bowl: linebacker Lance Briggs, safety Mike Brown, defensive tackle Tommie Harris, linebacker Brian Urlacher and cornerback Nathan Vasher.

In his first season as a defensive coordinator in 2004, Rivera presided over a defense that produced nine more takeaways and 17 more sacks than the previous year and scored a franchise-record and NFC-high six defensive touchdowns. The Bears also thrived on third down and buckled down inside their own 20-yard line, ranking first in the NFL in third-down efficiency (30.5 percent) and topping the NFC in red zone defense (42.6 percent). The following year, Chicago continued to build on the foundation Rivera laid in 2004. The Bears won their first of two consecutive NFC North titles and stood second in the NFL in total defense. In surrendering the fewest points in the league, Rivera's defense went 43 consecutive quarters without allowing more than seven

RON RIVERA

points – the longest streak in the NFL since 1969. During Rivera's last season with the Bears in 2006, the defense paced the NFL with 44 takeaways and finished fifth in the league in total defense and third in scoring defense, helping propel Chicago to the NFC Championship and an appearance in Super Bowl XLI.

Prior to becoming a defensive coordinator, Rivera spent five seasons from 1999-2003 as the linebackers coach for the Philadelphia Eagles, who advanced to the NFC Championship game in each of his final three seasons. Twice during Rivera's tenure with the Eagles, the team finished second in the NFL in scoring defense and in 2001 held all 16 of its opponents to fewer than 21 points – making them just the fourth team in NFL history to do so.

Rivera gained his first coaching experience with the Bears as a defensive quality control coach from 1997-98. He is just the third Latino head coach in NFL history, joining Tom Flores with the Oakland Raiders from 1979-87 and Seattle Seahawks from 1992-94 and Tom Fears with the New Orleans Saints from 1967-70.

Following retirement from his playing career, Rivera went into broadcasting. He covered the Bears and college football as a television analyst for WGN and SportsChannel Chicago for four years from 1993-96.

Selected in the second round of the 1984 NFL Draft by Chicago, Rivera played all nine of his pro seasons with the Bears. Primarily an outside linebacker, he appeared in 149 games with 62 starts (including 12 postseason contests with six starts) and posted 392 tackles, 7.5 sacks, five forced fumbles, four fumble recoveries, nine interceptions and 15 passes defensed. Rivera was a member of six NFC Central division title teams and a Super Bowl XX championship team in 1985.

As a player, Rivera was known for both his skill and determination on the field and his dedication of time and energy to the community. As a result, he was named the Bears' Man of the Year in 1988 and earned the club's Ed Block Courage Award in 1989. He has carried that same community commitment to coaching, sponsoring a bowling tournament to benefit the Ronald McDonald House, USO and Humane Society. He was a finalist for the 2017 Salute to Service Award, an annual award presented to NFL players, coaches, personnel and alumni who demonstrate an exemplary commitment to honoring and supporting the military community.

Rivera, who lost his brother Mickey to pancreatic cancer in 2015, also serves as a spokesman for the Pancreatic Cancer Action Network. He has twice been the honorary starter for the organization's PurpleStride 5K in Charlotte. An All-American at the University of California, Rivera finished his career as the school's all-time leader in sacks with 22 and tackles with 336. As a senior in 1983, he set the Bears' single-season record for sacks with 13 and tackles for loss with 26.5.

Born Jan. 7, 1962, in Fort Ord, Calif., Rivera lived in Germany, Panama, Washington and Maryland before his family settled in Marina, Calif. He attended Seaside High School in Seaside, Calif., and was a three-sport star in football, basketball and baseball. Rivera and his wife, Stephanie, have two children, Christopher and Courtney. Stephanie is a former assistant coach for the WNBA's Washington Mystics.

RIVERA STRONG

Throughout the 2020 NFL season, the Washington Football Team family supported their head coach by wearing "Rivera Strong" apparel that supported Ron Rivera and his battle with squamous cell carcinoma. Below is a look at how the Washington Football Team came together to support the fight against cancer:

Head Coach Ron Rivera sits in the "Coaches Corner" section of FedexField, a section filled with cardboard cutouts of staff members, fellow coaches and players that have been coached by Rivera over the years.

Head Coach Ron Rivera and his wife, Stephanie take a look at the "Coaches Corner" for the first time at FedexField.

The Rivera File

RIVERA FOOTBALL HISTORY

2020-Pres.:	Head Coach	Washington Football Team
2011-19:	Head Coach	Carolina Panthers
2008-10:	Defensive Coordinator	San Diego Chargers
2007-08:	Inside Linebackers	San Diego Chargers
2004-06:	Defensive Coordinator	Chicago Bears
1999-03:	Linebackers	Philadelphia Eagles
1997-98:	Defensive Quality Control	Chicago Bears
1984-92:	Linebacker	Chicago Bears
1980-1983:	Linebacker	University of California, Berkeley

RIVERA BY THE NUMBERS

11	Seasons as an NFL Head Coach
2	Associated Press Coach of the Year awards (2013, 2015)
83	Regular Season wins
6	Top 10 NFL defensive finishes
5	Postseason Appearances
4	Division Titles
1	Conference Championship
7	Top 10 rushing offenses

RON RIVERA

WASHINGTON COACHING HISTORY

Washington has had 31 different head coaches preside over 31 head coaching tenures in team history.

1.	Lud Wray	1932
2.	Lone Star Dietz	1933-34
3.	Eddie Casey	1935
4.	***Ray Flaherty***	***1936-42***
5.	Arthur "Dutch" Bergman	1943
6.	Dudley DeGroot	1944-45
7.	***A.G. "Turk" Edwards***	***1946-48***
8.	John Whelchel	1949
9.	Herman Ball	1949-51
10.	Dick Todd	1951 (Interim)
11.	***Earl "Curly" Lambeau***	***1952-53***
12.	Joe Kuharich	1954-58
13.	Mike Nixon	1959-60
14.	Bill McPeak	1961-65
15.	***Otto Graham***	***1966-68***
16.	***Vince Lombardi***	***1969***
17.	Bill Austin	1970
18.	***George Allen***	***1971-77***
19.	Jack Pardee	1978-80
20.	***Joe Gibbs****	***1981-92***
21.	Richie Petitbon	1993
22.	Norv Turner	1994-2000
23.	Terry Robiskie	2000 (Interim)
24.	Marty Schottenheimer	2001
25.	Steve Spurrier	2002-03
26.	***Joe Gibbs****	***2004-07***
27.	Jim Zorn	2008-09
28.	Mike Shanahan	2010-13
29.	Jay Gruden	2014-19
30.	Bill Callahan	2019 (Interim)
31.	**Ron Rivera**	**2020-Present**

Pro Football Hall of Famers ***bolded and italicized***.

** Considered both the 20th and 26th head coach in franchise history

AP COACH OF THE YEAR

Ron Rivera is 1-of-12 Head Coaches in NFL history to win the AP Coach of the Year Award multiple times. Rivera is 1-of-3 active NFL Head Coaches to earn the honor multiple times.

Coach	Season(s)	Team(s)
Allie Sherman	1961-62	NYG
Bill Belichick*	2003, '07 & '10	NE
Bill Parcells	***1986 & '94***	***NYG & NE***
Bruce Arians*	2012 & '14	IND & ARI
Chuck Nox	1973, '80 & '84	LAR, BUF & SEA
Dan Reeves	1993 & '98	NYG & ATL
Don Shula	***1964, '67, '68 & '72***	***BAL & MIA***
George Allen	***1967 & '71***	***LAR & WAS***
George Halas	***1963 & '65***	***CHI***
Joe Gibbs	***1982-83***	***WAS***
Mike Ditka	***1985 & '88***	***CHI***
Ron Rivera*	**2013 & '15**	**CAR**

Pro Football Hall of Famers ***bolded and italicized***.

* Active NFL Head Coach

RON RIVERA

RIVERA COACHING RECORDS (2011-20)

Overall Career Record	86-77
Regular Season Record	83-72-1
At Home	45-33-1
On Road	38-39
On Grass	66-53-1
On Turf	17-19
Indoor	15-17
Outdoors	68-55-1
VS. AFC	25-13-1
VS. NFC	58-61
In Division	30-29
Games 1-8	41-38-1
Games 9-16	42-34
Thursday	4-6
Saturday	1-1
Sunday	72-62-1
Monday	6-3
Temp 81+	8-8
September	16-17
October	18-21-1
November	21-17
December	26-19
January	2-2
Leading at halftime	67-18
Leading after 3 q's	71-13-1
When scoring first	58-26-1
Positive or even turnover ratio	73-23-1
Scoring 20 or more points	72-29-1
Scoring 30 or more points	42-5-1
Totaling 350 or more net yards	44-30-1
Rushing for 150 or more yards	32-11
Holding opp. Under 250 net yards	18-5

JUST PLAYING BALL

COLLEGIATE CAREER

RIVERA'S ALL-TIME RANKS AT CAL

Stat	Totals	Rank
Career tackles	336	5th
Single season tackles	138 (1983)	6th
Career sacks	22.0	7th
Single season sacks	13.0 (1983)	t-3rd
Career tackles for loss	47.5	8th
Single-season TFLs	26.5 (1983)	1st

RIVERA'S COLLEGIATE PLAYER ACCOMPLISHMENTS

1983: Consensus All-American, Pac-10 Defensive Player of the Year
1994: Cal Athletic Hall of Fame inductee

\

NFL CAREER

Selected in the second round of the 1984 NFL Draft by Chicago, Rivera played all nine of his pro seasons with the Bears. Primarily an outside linebacker, he appeared in 149 games with 62 starts (including 12 postseason contests with six starts) and posted 392 tackles, 7.5 sacks, five forced fumbles, four fumble recoveries, nine interceptions and 15 passes defensed. Rivera was a member of six NFC Central division title teams and a Super Bowl XX championship team in 1985.

RIVERA'S NFL PLAYER STATS

Year	Age	G/GS	INT	YDS	TD	SK	FR
1984	22	15/0	0	0	0	0	0
1985	23	16/0	1	4	0	0.5	1
1986	24	16/2	0	0	0	1	0
1987	25	12/5	2	19	0	1	0
1988	26	16/16	2	0	0	2	0
1989	27	16/14	2	1	0	2	1
1990	28	14/14	2	13	0	0	2
1991	29	16/5	0	0	0	0	0
1992	30	16/0	0	0	0	1	2
Career		**137/56**	**9**	**37**	**0**	**7.5**	**6**

RIVERA'S NFL PLAYER ACCOMPLISHMENTS

1985: Super Bowl Champion
1988: Chicago Bears' Man of the Year Award
1989: Chicago Bears' Ed Block Courage Award

FOOTBALL STAFF
SENIOR LEADERSHIP

MARTIN MAYHEW

GENERAL MANAGER

32ND NFL SEASON (9 PLAYING/23 FRONT OFFICE) // 5TH WITH WASHINGTON

Martin Mayhew enters his first season as General Manager of the Washington Football Team after being hired by the organization on January 22, 2021.

Mayhew joins Washington with 22 seasons of NFL experience as an executive, including eight seasons as the general manager of the Detroit Lions. He returns to the franchise that he played for from 1989-92 and was a member of the Super Bowl XXVI team.

"Martin is a proven general manager who will bring a wealth of knowledge and experience to the organization," said Head Coach Ron Rivera. "He will be an integral part of running the daily football operations and will allow me the opportunity to focus more on coaching. He impressed both myself and Mr. Snyder during the interview process and we both believe he will be a tremendous fit here. He is a man of high character and integrity and was part of the rich history and tradition of this great franchise as a member of the Super Bowl championship team in 1991."

Mayhew spent the previous four season with the San Francisco 49ers, most recently as the club's vice president of player personnel. He held the position of senior personnel executive for the franchise from 2017-18. Mayhew assisted first-time general manager John Lynch and was a major contributor to a personnel department that was vital in the team's Super Bowl appearance in 2019.

Prior to joining San Francisco, Mayhew spent the 2016 season as the director of football operations/special projects with the New York Giants. In his role with the Giants, he worked on all aspects of the salary cap, CBA compliance and player contract negotiations.

Prior to his time in New York, Mayhew spent 15 years (2001-15) in the Detroit Lions organization, including the final seven as the team's general manager. He took over as the general manager following Detroit's winless season and oversaw the building of a roster that resulted in a 10-win season in 2011 and an 11-win season in 2014.

During Mayhew's tenure as Lions general manager, he was responsible for the draft selections of Pro Bowlers QB Matthew Stafford, DE Ezekiel Ansah and DT Ndamukong Suh. Suh was a four-time Pro Bowler and three-time First Team All-Pro selection with Detroit and was the 2010 NFL Defensive Rookie of the Year. Mayhew was also responsible for signing WR Golden Tate and S Glover Quin in free agency, both of whom went on to earn Pro Bowl honors in Detroit.

Mayhew first joined the Lions organization in 2001 as the senior director of football administration/staff counsel and was promoted to senior vice president of football administration/staff counsel in 2003. Mayhew was appointed senior vice president and assistant general manager in 2004. In 2008, Mayhew was promoted to general manager.

Mayhew played nine seasons in the NFL and was originally selected by the Buffalo Bills in the 10th round (262nd overall) in the 1988 NFL Draft. During Mayhew's nine-year career, he appeared in 118 games (107 starts) for Buffalo (1988), Washington (1989-92) and Tampa Bay (1993-96) and notched 473 tackles, 21 interceptions, 1.0 sack and four forced fumbles. He started at cornerback for the Super Bowl XXVI champion Washington Redskins.

Mayhew is a native of Tallahassee, Fla. and graduated from Florida State University with a degree in business management and also holds a law degree from Georgetown University. At Florida State, he lettered in both football and track. Mayhew interned for Washington's personnel department in 1999 while in law school at Georgetown. He also held labor and legal department internships with the NFL League Office before joining the Detroit Lions.

Football Timeline		
1983-87	Cornerback	Florida State
1988	Cornerback	Buffalo Bills
1989-92	Cornerback	Washington Football Team
1993-96	Cornerback	Tampa Bay Buccaneers
1999	Personnel Intern	Washington Redskins
2000	Labor Operations and Legal Intern	National Football League
2001-02	Sr. Director of Football Administration/Staff Counsel	Detroit Lions
2003	SVP of Football Administration/Staff Counsel	Detroit Lions
2004-07	SVP and Assistant General Manager	Detroit Lions
2008-15	General Manager	Detroit Lions
2016	Director of Football Operations/Special Projects	New York Giants
2017-18	Senior Personnel Executive	San Francisco 49ers
2019-20	VP of Player Personnel	San Francisco 49ers
2021-Pres	General Manager	Washington Football Team

MARTY HURNEY

EVP OF FOOTBALL/PLAYER PERSONNEL

30TH NFL SEASON // 3RD WITH WASHINGTON

Marty Hurney enters his first season as Executive Vice President of Football/Player Personnel of the Washington Football Team after being hired by the organization on January 22, 2021.

Hurney joins Washington with 29 seasons of NFL experience as an executive and will rejoin the franchise where he started his NFL career as a member of the team's public relations department.

"Marty Hurney is an excellent evaluator of talent and someone whom I trust and have worked with in the past," said Head Coach Ron Rivera. "He knows the amount of hard work it takes to operate a successful personnel department. Marty has a proven track record as a successful scout and general manager and will be a vital part of shaping our roster. Both myself and Mr. Snyder agreed that he would bring an enormous amount of experience to our operation. It is also fitting that Marty started his career here working for the legendary Bobby Beathard. I look forward to collaborating with both Marty and Martin in the years to come."

Hurney was named the Carolina Panthers General Manager in 2002 and held the position until 2012. He was then brought back as the club's interim general manager in 2017 and maintained the official role from 2018-2020. During Hurney's tenure as general manager, the Panthers appeared in the postseason four times, with two NFC South titles, two trips to the NFC Championship game and an appearance in Super Bowl XXXVIII.

Hurney has had a strong number of draft selections in the first round. Most notably, he selected both QB Cam Newton and LB Luke Kuechly in the first round of consecutive drafts in 2011 and 2012. Newton went on to win NFL Rookie of the Year in 2011, NFL MVP in 2015 along with setting nearly every passing and rushing record in franchise history. Kuechly won NFL Rookie of the Year in 2012 and NFL Defensive Player of the Year in 2013 and was a seven-time Pro Bowl selection. Carolina was just the fourth team in NFL history to have consecutive players win rookie of the year honors since the awards inception in 1967.

Hurney's other notable first round selections include DE Julius Pepper (2002), T Jordan Gross (2003), CB Chris Gamble (2004), LB Thomas Davis Sr. (2005), RB DeAngelo Williams (2006), RB Jonathan Stewart (2008), WR DJ Moore (2018) and DE Brian Burns (2019). Peppers was selected to the Pro Bowl nine times, was the NFL Rookie of the Year in 2002 and is the Panthers' all-time leader in sacks. Gross started at tackle for the Panthers for 11 consecutive seasons, made three Pro Bowls and is the Panthers' all-time leader in games started. Gamble started at cornerback for the Panthers for nine seasons and is the all-time franchise leader in interceptions. Davis Sr. was selected to three Pro Bowls along with gaining First Team All-Pro honors in 2015 and is the Panthers all-time leader in tackles. Stewart and Williams went on to compile 7,318 rushing yards and 6,846 rushing yards, which is No. 1 and No. 2 in Panthers' history, respectively. Moore has led Carolina in receiving and posted 1,000-plus receiving yards in consecutive seasons and was selected to the PFWA All-Rookie Team in 2018. Burns ranked No. 4 among rookies in sacks in 2019 and led the Panthers with 9.0 sacks in 2020.

During Hurney's tenure as Panthers GM, he also had considerable success in free agency and through trades. Hurney executed trades for TE Greg Olsen and long snapper J.J. Jansen who were both Pro Bowlers. Olsen holds the franchise record for receiving yards among tight ends and ranks No. 3 overall in receiving yards in franchise history. He also acquired RB Stephen Davis, QB Jake Delhomme, LB Mark Fields and G Mike Wahle via free agency. All four players were named to Pro Bowls during their time with Carolina. Delhomme ranks second behind only Cam Newton as the franchise's leader in passing yards and passing touchdowns.

Prior to being named general manager of the Panthers in 2002, Hurney held the position of coordinator of player operations from 1999-2001 and director of football administration in 1998.

Before joining the Carolina Panthers organization, Hurney held the role of coordinator of football operations with the San Diego Chargers under Pro Football Hall of Fame and Washington Ring of Fame executive Bobby Beathard.

Hurney began his career as a reporter covering Washington in the 1980s. After developing relationships with Owner Jack Kent Cooke, General Manager Bobby Beathard and Head Coach Joe Gibbs, Hurney joined Washington's public relations department in 1988.

Hurney is a native of Wheaton, Md. and attended Catholic University in Washington D.C. Before joining Washington's public relations department, he worked for the Montgomery Journal, Washington Star and Washington Times.

Football Timeline		
1988-89	Public Relations	Washington Football Team
1990-97	Coordinator of Football Operations	San Diego Chargers
1998	Director of Football Administration	Carolina Panthers
1999-2001	Coordinator of Player Operations	Carolina Panthers
2002-12	General Manager	Carolina Panthers
2017	Interim General Manager	Carolina Panthers
2018-20	General Manager	Carolina Panthers
2021-Pres.	Executive Vice President of Football/Player Personnel	Washington Football Team



COORDINATORS AND ASSISTANT COACHES

Jack Del Rio
Defensive Coordinator

DOB: April 4, 1963, in Castro Valley, Calif. 34th NFL Season (11 Playing/23 Coaching)/2nd Washington

Football Timeline		
1981-85	Linebacker	USC
1985-86	Linebacker	New Orleans Saints
1987-88	Linebacker	Kansas City Chiefs
1989-91	Linebacker	Dallas Cowboys
1992-95	Linebacker	Minnesota Vikings
1997	Assistant Strength Coach	New Orleans Saints
1998	Linebackers Coach	New Orleans Saints
1999-01	Linebackers Coach	Baltimore Ravens
2002	Defensive Coordinator	Carolina Panthers
2003-11	Head Coach	Jacksonville Jaguars
2012-14	Defensive Coordinator	Denver Broncos
2013	Interim HC (wks. 10-13)	Denver Broncos
2015-17	Head Coach	Oakland Raiders
2020-Pres.	Defensive Coordinator	Washington Football Team

- Jack Del Rio enters his 23rd season coaching in the NFL and his second as Washington's Defensive Coordinator in 2021 after being named to the position on January 2, 2020.
- In 2020, Del Rio helped lead a defense that ranked in the top 10 in total yards per game (6th), passing yards per game (5th), interception rate (8th), redzone percentage (3rd) and total points per game (7th).
- Del Rio has accumulated 33 combined seasons of NFL experience, including 22 as a coach and 11 as a player. He has held head coaching roles with the Oakland Raiders, Denver Broncos and Jacksonville Jaguars. He has also coached 29 players to a total of 57 Pro Bowl selections.
- From 2015-17, Del Rio was the Head Coach of the Oakland Raiders. In 2016, he guided the Raiders to a 12-4 record, marking the franchise's first 12-win season since 2000. The Raiders earned a postseason berth for the first time since 2002 and landed an NFL-high seven players on the AFC Pro Bowl squad. Del Rio was selected as the recipient of the Maxwell Club's Greasy Neale Professional Coach of the Year Award, becoming the sixth Raiders coach to earn NFL Coach of the Year honors. In addition, he was named the AFC Coach of the Year by Kansas City's Committee of 101.
- As defensive coordinator with the Denver Broncos from 2012-14, Del Rio was part of three-straight AFC West titles and helped lead Denver to an AFC Championship and appearance in Super Bowl XLVIII following the 2013 campaign. It marked his second stint under Head Coach John Fox, as the two also spent the 2002 season together in Carolina.
- Prior to joining the Broncos in 2012, Del Rio spent nine seasons at the helm in Jacksonville. During his head coaching tenure (2003-11) with the Jaguars, the club ranked sixth in the NFL in yards per game allowed (317.3) and eighth in points per game allowed (20.3).
- Under Del Rio, the Jaguars made two playoff appearances in 2005 and 2007, highlighted by the club's first postseason win in eight seasons with a 31-29 road victory against the Pittsburgh Steelers in the 2007 AFC Wild Card Game.
- During his lone season as a defensive coordinator with Carolina in 2002, he inherited the NFL's worst defense statistically (371.4 yards per game allowed) and turned it into the league's second-ranked unit (290.4 yards per game allowed). Additionally, the 2002 Panthers squad led the NFL in rushing average against (3.7 avg.) and ranked second in third down efficiency (32.9 percent) and sacks (52).
- As linebackers coach for the Baltimore Ravens from 1999-2001, Del Rio tutored a talented group that included Peter Boulware, Ray Lewis and Jamie Sharper. Baltimore's 2000 team set the NFL 16-game record by allowing only 165 points while recording four shutouts and forcing a league-best 49 turnovers. Lewis was named the NFL's Defensive Player of the Year and the MVP of Super Bowl XXXV that season after a playoff run in which the defense surrendered just one touchdown in four games.
- Del Rio began his coaching career with the New Orleans Saints under Head Coach Mike Ditka, serving as an assistant strength coach in 1997 before moving on to coach the linebackers in 1998.
- A veteran of 11 seasons as an NFL linebacker, he was selected in the third round (68th overall) of the 1985 NFL Draft by New Orleans and went on to make the NFL's All-Rookie Team and earn the Saints' Rookie of the Year award.
- Del Rio was a four-year starter at the University of Southern California, where he earned consensus All-American honors as a senior and was runner-up for the Lombardi Award, given to the nation's best lineman or linebacker. Named co-MVP of the 1985 Rose Bowl, Del Rio recorded 340 career defensive stops, including 58 tackles for a loss. A standout catcher on the USC baseball team, Del Rio was drafted by the Toronto Blue Jays in 1981. He was inducted into the USC Athletic Hall of Fame in May 2015.
- Del Rio was a three-sport star in football, baseball and basketball at Hayward (Calif.) High School. He earned a degree in political science from the University of Kansas while playing for the Chiefs.
- Del Rio and his wife, Linda, have three daughters, Lauren, Hope and Aubrey, and a son, Luke, who also works for Washington as an offensive quality control coach.

Nate Kaczor
Special Teams Coordinator

DOB: April 8, 1967, in Scott City Kan. 14th NFL Season/3rd Washington

Football Timeline		
1987-89	Center	Utah State
1991-99	Offensive Assistant	Utah State
2000-03	Offensive Coordinator	Nebaska-Kearney
2004-05	Co-Offensive Coordinator	Idaho
2006	Tight Ends Coach	Louisiana-Monroe
2007	Co-Offensive Coordinator	Louisiana-Monroe
2008-11	Assistant Special Teams Coach	Jacksonville Jaguars
2012	Assistant Offensive Line Coach	Tennessee Titans
2013-15	Special Teams Coordinator	Tennessee Titans
2016-18	Special Teams Coordinator	Tampa Bay Buccaneers
2019-Pres.	Special Teams Coordinator	Washington Football Team

- Nate Kaczor (pronounced Kat-sir) enters his third season as special teams coordinator with Washington in 2021. He will be entering his 14th NFL season and has held positions with the Jacksonville Jaguars, Tennessee Titans and Tampa Bay Buccaneers during his NFL career.
- In 2020, Kaczor helped standout punter Tress Way record the highest single season net punting average (44.3) in franchise history. Way broke his own record from 2019 (44.1), also under the direction of Kaczor. Way also set a franchise record for most punting yards in a single game, punting 10 times for 511 yards against the Rams in Week 5. Washington led the league in net punting yards in 2020 with 3,325.
- In 2019, Kaczor helped guide punter Tress Way to his first Pro Bowl selection. Way was also named to the Associated Press All-Pro Second Team. Way finished the season No. 2 in net average (44.1) and No. 2 in punt yardage (3,919) and No. 7 in punts inside the 20 yard line (30). Under Kaczor's guidance, Washington ranked No. 4 in the league in kickoff return average (25.2) and No. 5 in kickoff return yardage (833) despite fielding one of the league's youngest rosters.
- Under Kaczor's guidance, Tress Way became the first Washington punter since Matt Turk in 1997 to be named to the Pro Bowl. Steven Sims Jr. (NFC Special Teams Player of the Week in Week 12) and Tress Way (NFC Special Teams Player of the Week in Week 13) were also the first players in the history of the franchise to receive the honor of NFC Special Teams Player of the Week in consecutive weeks.
- During Kaczor's three seasons with Tampa Bay, the Buccaneers were one of the top punt coverage units in the NFL, allowing only 6.6 yards per return, the fourth-lowest mark in the league during that span.
- Punter Bryan Anger was a standout during Kaczor's tenure with the Buccaneers. In his first year with the team, Anger set Buccaneers records for both punts inside the 20 (37) and net punting average (42.7), with both of those ranking in the top five in the NFL in 2016. In the three seasons that Anger spent under Kaczor's tutelage, Anger ranked top 15 in the league in punts inside the 20 and net average while only recording 14 touchbacks.
- Kaczor came to Tampa Bay having spent the previous four seasons with the Tennessee Titans, the final three as the teams' special teams coordinator (2013-15) after being hired as the assistant offensive line coach in his first season (2012). In 2015, the Titans tied for the NFL lead in special teams takeaways, while in 2013 Kaczor's unit ranked third in the league in opponent punt return average and eighth in kickoff return average.
- Kaczor entered the NFL as an assistant special teams coach with the Jacksonville Jaguars, working there from 2008-11. During those four years, Jacksonville had one of the league's top special teams coverage units, allowing the lowest punt return average in the NFL (6.5 avg.) and the eighth-lowest kickoff return average (21.8 avg.). In each of Kaczor's final two seasons, Montell Owens earned Pro Bowl recognition as a special teams player.
- Prior to joining the NFL, Kaczor spent 17 years coaching in college, the final two working as co-offensive coordinator (2007) and tight ends coach (2006) at Louisiana-Monroe. In his only season as co-offensive coordinator, the team ranked second in the Sun Belt Conference in rushing offense and averaged its most points scored since 1993.
- Before his time at Louisiana-Monroe, Kaczor spent two seasons (2004-05) as the co-offensive coordinator/tight ends coach at Idaho and four seasons as offensive coordinator/quarterbacks coach at Nebraska-Kearney (2000-03). Kaczor began his coaching career as an offensive assistant at his alma mater, Utah State, working as an offensive assistant for nine seasons (1991-99), helping the team win three conference championships.
- A center at Utah State, Kaczor was a team captain, who earned all-conference honors in 1989. A native of Scott City, Kansas, he and his wife, Angie, have two children, Kaylee and Micah.

Scott Turner
Offensive Coordinator

DOB: August 7, 1982 Los Angeles, Calif. 10th NFL Season/2nd Washington

Football Timeline		
2002-04	Quarterback	UNLV
2005	Graduate Assistant	Oregon State
2008-10	Offensive Assistant	Pitt
2011-12	Offensive Quality Control	Carolina Panthers
2013	Wide Receivers Coach	Cleveland Browns
2014-16	Quarterbacks Coach	Minnesota Vikings
2017	Offensive Analyst	Michigan
2018-19	Quarterbacks Coach	Carolina Panthers
2019	Interim OC (wks. 14-17)	Carolina Panthers
2020-Pres.	Offensive Coordinator	Washington Football Team

- Scott Turner is entering his second season as the offensive coordinator with Washington after being hired on January 8, 2020. He will be entering his 10th NFL season and has held positions with the Carolina Panthers, Cleveland Browns and Minnesota Vikings during his NFL career.
- Turner highlighted the versatility of the running back room last season. He guided two running backs with 950-plus scrimmage yards in a season for the third time in franchise history, and first since Joe Washington and John Riggins did so in 1983.
- In Turner's offense, running back J.D. McKissic recorded the second-most receptions (80) and fifth-most receiving yards (589) for a running back in a season in franchise history.
- Washington started four different quarterbacks during the 2020 season, combining for the second-most completions in a single season in franchise history (389).
- Under Turner's tutelage, two players amassed 1,000 yards in 2020. Running back Antonio Gibson became the first Washington rookie to gain 1,000 scrimmage yards since Alfred Morris in 2012, as Terry McLaurin became the first Washington wide receiver with 1,000 yards in a season since 2016.
- The offense in Washington took leaps in the second half of last season, registering 2,916 second-half scrimmage yards. It marks the seventh-most in a single season in club history and most since 2016 (3,635), since the stat was officially recorded in 1991.
- Turner came to Washington from Carolina, where he served as quarterbacks coach as well as interim offensive coordinator in 2019.
- In 2018, Turner helped quarterback Cam Newton post a franchise-record 67.9 completion percentage, despite playing through injury. The Panthers finished 10th in the league in net yards (373.3), the second-highest season average in club history.
- Turner served as quarterbacks coach with the Minnesota Vikings from 2014-16, helping quarterback Sam Bradford to set a then-NFL record in completion percentage (71.6).
- In 2014, he assisted Teddy Bridgewater in setting virtually every franchise rookie passing record, and producing the third-best completion percentage (64.6) and seventh-highest passer rating (85.2) in NFL history for a rookie.
- As the wide receivers coach for the Cleveland Browns in 2013, Turner helped Josh Gordon to become the first Browns player in history to lead the NFL in receiving yards (1,646) and became the first player in NFL history with back-to-back 200-yard receiving games.
- In 2013, Turner coached wide receivers for the Cleveland Browns, helping Josh Gordon to the best receiving season in Browns history. Despite appearing in just 14 games, he became the first player in Browns history to lead the NFL in receiving yards (1,646).
- Turner entered NFL coaching with two seasons as offensive quality control coach for the Panthers in 2011 and 2012. The Panthers recorded two of the top four seasons in franchise history in terms of net yards, setting the all-time mark with 389.8 yards per game in 2011 and 360.7 in 2012. Newton was named NFL Offensive Rookie of the Year in 2011. His 14 rushing touchdowns broke the NFL record for rushing touchdowns by a quarterback and were just one shy of the NFL record of rushing touchdowns by a rookie.
- Prior to Turner's first stint in Carolina, he spent three seasons at the University of Pittsburgh, two as an offensive assistant and the last as wide receivers coach. Turner made his coaching debut in 2005 as a graduate assistant at Oregon State before serving as the offensive coordinator at South County (Va.) Secondary School from 2006-07.
- A three-year letterman at Nevada-Las Vegas from 2002-04, Turner graduated with a degree in psychology. He served as a reserve quarterback for the Rebels as a junior and senior and played on special teams as a sophomore after being redshirted as a freshman. He earned his college degree in psychology from UNLV in 2006.
- Turner is the son of former NFL Coach Norv Turner. The two previously coached together in Carolina, Minnesota and Cleveland. Turner graduated from Oakton High School in Vienna, Va. when his father was the Head Coach of the Washington Football Team. He and his wife, Robyn, have two children – a son, Harry (6) and a daughter, Rose (4).

Luke Del Rio
Offensive Quality Control

DOB: November 6, 1994, in Minneapolis, Minn. 2nd NFL Season/2nd Washington

Football Timeline		
2013	Quarterback	Alabama
2014	Quarterback	Oregon State
2015-17	Quarterback	Florida
2018-19	Quarterback/Tight Ends	Santa Margarita Catholic
2020-Pres.	Offensive Quality Control	Washington Football Team

- Luke Del Rio is entering his second season coaching in the NFL and his second as Washington's offensive quality control coach in 2020. He previously coached tight ends and quarterbacks at Santa Margarita Catholic High School.
- A former collegiate quarterback, Del Rio began his college career at the University of Alabama where he was the backup QB as a true freshman to three-time national champion quarterback AJ McCarron. He then moved to Oregon State where he served as the backup to former Minnesota Vikings quarterback Sean Mannion. Del Rio played his final three years at the University of Florida where he would go on to be 7-1 as a starter in the SEC.
- Del Rio's collegiate career highlights include a win over Georgia, a 320-yard 4-touchdown performance against Kentucky, and then in his senior year, came off the bench to lead a 14-point comeback against Kentucky to extend Florida's winning streak over the rival Wildcats to 31 games. Del Rio also served as a team captain for the Gators in 2016 and served on the leadership committee.
- Del Rio was a state champion quarterback at Valor Christian High School. In addition to his state championship at Valor Christian High School, Del Rio was an Elite 11 quarterback, first team all-state and team captain for the Eagles.
- Del Rio has played under the tutelage of Nick Saban (Alabama), Mike Riley (Oregon State) and Jim McElwain (Florida). Del Rio, a native of Jacksonville, Fla., graduated from the University of Florida in 2016 with a Bachelor's degree and then earned his Master's degree in 2018, also from the University of Florida, in Business.
- He is the son of Washington defensive coordinator Jack Del Rio.

Chris Harris
Defensive Backs

DOB: August 6, 1982, in Little Rock Ark. 16th NFL Season(8 Playing/8 Coaching)/2nd Washington

Football Timeline		
2001-04	Defensive Back	Louisiana-Monroe
2005-06	Defensive Back	Chicago Bears
2007-09	Defensive Back	Carolina Panthers
2010-11	Defensive Back	Chicago Bears
2011	Defensive Back	Detroit Lions
2012	Defensive Back	Jacksonville Jaguars
2013-14	Defensive Quality Control	Chicago Bears
2016-19	Asst. Defensive Backs	Los Angeles Chargers
2020-Pres.	Defensive Backs Coach	Washington Football Team

- Chris Harris enters his eighth season coaching in the NFL and his second as Washington's defensive backs coach in 2021.
- In 2020, Harris' group allowed 3,068 net passing yards, Washington's fewest since 2004 (2,977). He also led cornerbacks Ronald Darby and Kendall Fuller to becoming the first two Washington teammates to both record 11 or more passes defensed in a season since Josh Norman and Bashaud Breeland both did so in 2016 and assisted Fuller in notching four interceptions, tied for the seventh-most amongst all players in 2020.
- Harris joined Washington after serving as the Los Angeles Chargers assistant secondary coach from 2016-19. In 2019, the Chargers defense ranked sixth in the league, only surrendering 313.1 yards per game. The group also ranked fifth in the NFL in passing yards per game, only allowing 200.3 yards per game.
- Harris began his coaching career as a defensive quality control coach for the Chicago Bears, working primarily with the team's safeties. He coached in Chicago from 2013-14.
- An eight-year NFL pro, Harris was a sixth-round pick of the Chicago Bears (181st overall) in 2005. He played four seasons with the Bears over two separate stints (2005-06 and 2010-11). Harris was named second team All-Pro by The Associated Press in 2010 and was named one of the Bears' Brian Piccolo Award winners as a rookie in 2005. Besides Chicago, Harris also played for the Carolina Panthers (2007-09), Detroit Lions (2011) and Jacksonville Jaguars (2012), totaling 422 tackles, 16 interceptions, 13 forced fumbles, nine fumble recoveries and 37 passes defensed. He appeared in 101 career games and made 88 starts. In 2007, Harris racked up a franchise-record eight forced fumbles for the Panthers.
- Harris is a native of Little Rock, Ark., and played collegiately at Louisiana-Monroe (2001-04). Harris and his wife, Kenetria, have three sons – Jayce, Jaxon and Jett – and a daughter, Skylar.

Pete Hoener
Tight Ends

DOB: June 14, 1951, in Peoria, Ill. 23rd NFL Season/2nd Washington

Football Timeline		
1969-72	Tight End/Linebacker	Bradley
1975-76	Graduate Assistant	Missouri
1977	Offensive Line	Illinois State
1978-84	Offensive Coord/O-Line	Indiana State
1985-86	Tight Ends	St. Louis Cardinals
1987-88	Offensive Line	Purdue
1992-97	Offensive Coord/O-Line	TCU
1998-99	Offensive Coord/O-Line	Iowa State
2000	Running Backs	Texas A&M
2001-02	Tight Ends	Arizona Cardinals
2003	Offensive Line	Arizona Cardinals
2004	Offensive Line	Chicago Bears
2005-10	Tight Ends	San Francisco 49ers
2011-2019	Tight Ends	Carolina Panthers
2020-Pres	Tight Ends	Washington Football Team

- Pete Hoener enters his 23rd season of coaching in the NFL and his second season as Washington's tight ends coach in 2021.
- In 2020, Hoener played a critical role in the development of TE Logan Thomas, who hauled in the fourth-most receptions in a single season (72) for a tight end in Washington franchise history. Thomas also recorded 670 yards, becoming the first tight end for Washington to record 650-plus yards since Jordan Reed did so in 2016. In Week 15 against the Seahawks, Thomas had 13 receptions for 101 yards. His receptions were the most for a tight end in a game in franchise history, and tied for the second-most among all players in a single game in the club's history.
- Prior to joining Washington, Hoener spent the past nine years as tight ends coach with the Carolina Panthers (2011-19) under current Washington head coach Ron Rivera. Prior to coaching at Carolina, he held coaching roles with the San Francisco 49ers (2005-10), Chicago Bears (2004) and Arizona Cardinals (2002-03).
- Hoener spent nine seasons as Carolina's tight ends coach, overseeing one of the most prominent positions in the offense. Under Hoener's tutelage, TE Greg Olsen became one of the top tight ends in the NFL. Hoener helped Olsen obtain the top five single-season receptions totals and the top four single-season receiving yards totals by a tight end in Panthers franchise history. Olsen's 10 100-yard receiving games are the most by a tight end in Carolina history.
- Along with his NFL experience, Hoener coached 24 years on the college level as an offensive line coach and offensive coordinator. Beginning as a graduate assistant at Missouri in 1975, he then coached the offensive line at each of his next seven stops: Illinois State (1977), Indiana State (1978-84), Illinois (1987-88), Purdue (1989-91), Texas Christian (1992-97) and Iowa State (1998-99).
- Hoener played tight end and defensive end at Bradley, where he earned a degree in physical education. Hoener and his wife, Marianne, have three daughters: Jennifer, Kathleen and Lisa. Last name is pronounced HAY-NER.

Jim Hostler
Senior Offensive Assistant

DOB: November 11, 1966, in Pittsburgh, Pa. 22nd NFL Season/2nd Washington

Football Timeline		
1986-89	Cornerback	Indiana University of Penn
1990-92	Running Backs Coach	Indiana University of Penn
1993	Offensive Coordinator	Juniata College
1994-96	Wide Receivers Coach	Indiana University of Penn
1997-98	Linebackers Coach	Indiana University of Penn
1999	Offensive Coordinator	Indiana University of Penn
2000	Offensive Quality Control	Kansas City Chiefs
2001-02	Asst. Wide Receivers	New Orleans Saints
2003	Quarterbacks	New York Jets
2004	Wide Receivers	New York Jets
2005-06	Quarterbacks	San Francisco 49ers
2007	Offensive Coordinator	San Francisco 49ers
2008-13	Wide Receivers Coach	Baltimore Ravens
2014	Senior Offensive Assistant	Buffalo Bills
2015	Wide Receivers	Indianapolis Colts
2016-17	Tight Ends	Indianapolis Colts
2018	Passing Game Coordinator	Green Bay Packers
2019	Wide Receivers	Carolina Panthers
2020	Wide Receivers	Washington Football Team
2021-Pres	Sr. Offensive Assistant	Washington Football Team

- Jim Hostler enters his 22nd season of coaching in the NFL and his second season in Washington. After holding the position of wide receivers coach in 2020, Hostler was promoted to the role of senior offensive assistant following the 2020 campaign.
- In 2020, Hostler assisted multiple receivers in achieving career-highs including second-year wide receiver Terry McLaurin as he became the first 1,000-yard receiver for Washington since 2016, and first to do so in 13 games since 2013. Hostler also assisted wide receiver Cam Sims in setting career-highs in almost every category, helping him register 251 YAC, the most in a single season for an undrafted Washington receiver in franchise history.
- Prior to arriving in Washington, Hostler spent 20 years in the NFL coaching ranks with the Panthers, Packers, Colts, Bills, Ravens, 49ers, Jets, Saints and Chiefs.
- In 2019 with Carolina, Hostler led the Panthers receiving corps to top-10 finishes in receiving yards, receptions, receiving yards per game and receptions per game.
- Hostler developed the Ravens receiving group from 2008-13, which played an integral role in the team's Super Bowl XLVII win. During the 2012 campaign, Baltimore's wideouts registered the second-most receiving yards in a season in franchise history to that point.
- Before joining the NFL coaching ranks, Hostler spent 10 seasons coaching at the college level, including nine seasons (1990-92, 1994-99) in a variety of roles at Indiana University of Pennsylvania. In between stints at IUP, Hostler spent the 1993 season as offensive coordinator at Juniata College.
- A four-year letterman and two-time Pennsylvania State Athletic Conference all-conference selection, Hostler was a standout cornerback at IUP from 1986-89. During his collegiate playing career, he helped the Indians capture two conference titles and make three trips to the PSAC Division II playoffs.
- He earned a bachelor's degree in criminology from IUP in 1989. Born in Pittsburgh, Pa., Hostler attended Bethel Park High School in Pittsburgh. He and his wife, Jen, have three sons, Clint, Grant and Cooper, and a daughter, Attie.

Ben Jacobs
Assistant Special Teams

DOB: April 17, 1988, in Las Vegas, Nev. 11th NFL Season (8 Playing/3 Coaching)/2nd Washington

Football Timeline		
2006-10	Linebacker	Fresno State
2011-12	Linebacker	Cleveland Browns
2013-18	Linebacker	Carolina Panthers
2019	Assistant Special Teams	Carolina Panthers
2018-Pres.	Assistant. Special Teams	Washington Football Team

- Ben Jacobs is entering his third NFL season and his second as Washington's assistant special teams coach in 2021 after joining the Carolina Panthers coaching staff in 2019.
- A former NFL linebacker, Jacobs spent eight seasons as a key contributor on all four phases of special teams, recording 31 special teams tackles and eight tackles on defense in 73 career games played.
- Jacobs led or tied for the team high in special teams tackles in two of his seasons with Carolina (2014 and 2018) and helped the Panthers win the NFC Championship and advance to Super Bowl 50 during the 2015 season.
- In 2017, Jacobs played a significant role on a coverage unit that finished eighth in opponents' punt return average, allowing just 5.9 yards per return. In 2016, Jacobs was part of a kickoff coverage unit that allowed a league-low 18.1 yards per kickoff return and finished fifth in the NFL with an opponents' average drive start of the 23.7-yard line.
- Jacobs entered the NFL in 2011 with the Cleveland Browns as an undrafted free agent out of Fresno State.

Randy Jordan
Running Backs

DOB: June 6, 1970, in Manson, N.C. 18th NFL Season (9 Playing/9 Coaching)/8th Washington

Football Timeline		
1989-92	Running Back	North Carolina
1993	Running Back	Los Angeles Raiders
1995-97	Running Back	Jacksonville Jaguars
1998-2002	Running Back	Oakland Raiders
2003	Special Teams Assistant	Oakland Raiders
2004-07	Running Backs Coach	Nebraska
2008-11	Running Backs Coach	Texas A&M
2012-13	Running Backs Coach	North Carolina
2014-Pres.	Running Backs Coach	Washington Football Team

- Randy Jordan enters his eighth season as Washington's running back coach in 2021 after initially being named to the position on January 26, 2014.
- In 2020, Jordan contributed to the development of rookie running back Antonio Gibson and veteran running back J.D. McKissic in both the run and pass game. Under Jordan's tutelage, Gibson rushed for the second-most touchdowns for a rookie in franchise history (11) and became only the second Washington player to rush for 11 touchdowns and record 1,000-plus scrimmage yards in their rookie season (Alfred Morris). Both running backs finished with over 950 scrimmage yards, only the second time in franchise history two running backs achieved the feat, and the first time since 1983.
- A nine-year NFL veteran as a player from 1993-2002, Jordan appeared in 122 career games with the Raiders and Jaguars. He was the recipient of the NFL Unsung Hero Award and the Ed Block Courage Award in 2001 and served as special teams captain for the Raiders' AFC Championship team in 2002.
- Before joining Washington, Jordan spent two years as the running backs coach at his alma mater, North Carolina. In his first season with UNC in 2012, Jordan's Tar Heels averaged 193.8 rushing yards per game, third-most in the Atlantic Coast Conference and the program's highest average since 1994. That season, he tutored tailback Giovani Bernard to one of the best seasons in UNC history, helping Bernard average 122.8 rushing yards per game, most in the ACC and 11th in the nation.
- Jordan coached running backs at Texas A&M for four seasons from 2008-11. In 2011, the Aggies averaged 199.1 rushing yards per game, fourth-most in the Big 12 Conference, and had two different backs – Cyrus Gray and Christine Michael – finish among the top five in the conference in rushing yards per game.
- Jordan began his coaching career with the Oakland Raiders as a special teams assistant midway through the 2003 season. He played nine years in the NFL as a running back, playing in 122 career games from 1993 through 2002.
- Jordan played running back for the University of North Carolina and earned his bachelor's degree in speech communication in 1993. Jordan and his wife, Romonda, have a daughter, Raven – a volleyball player at the University at Buffalo – and two sons, Jalen and Justin.

Jennifer King
Assistant Running Backs

DOB: August 6, 1984 in Eden, N.C. 4th NFL Season/2nd Washington

Football Timeline		
2018	Intern Wide Receivers	Carolina Panthers
2018-19	Asst. WR's & Special Teams	Arizona Hotshots
2019	Intern Running Backs	Carolina Panthers
2019	Offensive Assistant	Dartmouth College
2020	Full-Year Coaching Intern	Washington
2021-Pres	Assistant Running Backs	Washington Football Team

- Jennifer King enters her second full season coaching in the NFL and her first as Washington's assistant running backs coach after being promoted to the role following the 2020 season. With the promotion, King became the first African American female assistant position coach in NFL history. King also became the second female assistant position coach in the NFL behind Tampa Bay Buccaneers assistant defensive line coach Lori Locust.
- As a full-year coaching intern in 2020, King worked with the offensive staff throughout the course of the offseason, training camp and regular season and specifically assisted Randy Jordan with the running backs.
- Prior to coming to Washington, King coached in the National Football League, the Alliance of American Football and in the college ranks.
- King was an offensive assistant with Dartmouth College in 2019, working primarily with the wide receivers. Dartmouth finished the 2019 season 9-1, averaging 33.3 points a game and 382.4 yards per game.
- King entered the NFL coaching ranks in 2018 with the Carolina Panthers, where she was both an intern running backs coach and intern wide receivers coach.
- King also has experience as a player. She was a seven-time All American quarterback and wide receiver for the Carolina Phoenix women's tackle football team from 2006-17.
- King holds a masters of science in sports administration from Liberty University and holds a bachelor of science in sports management from Guilford College.

John Matsko
Offensive Line

DOB: February 2, 1951 in Cleveland, Ohio 30th NFL Season/2nd Washington

Football Timeline		
1970-72	Fullback	Kent State
1973	Student Assistant	Kent State
1974–75	Graduate Assistant	Miami
1977	Offensive Line Coach	Miami
1978-84	Offensive Coord./OL	North Carolina
1985	Offensive Line Coach	Navy
1986	Offensive Line Coach	Arizona
1987-88	Offensive Line Coach	USC
1989-91	Offensive Coord./OL	USC
1992-93	Offensive Line Coach	Phoenix Cardinals
1994-96	Offensive Line Coach	New Orleans Saints
1997-98	Offensive Line Coach	New York Giants
1999-05	Offensive Line Coach	St. Louis Rams
2006-07	Offensive Line Coach	Kansas City Chiefs
2008-11	Offensive Line Coach	Baltimore Ravens
2011-15	Offensive Line Coach	Carolina Panthers
2016-19	Running Game Coordinator	Carolina Panthers
2020-Pres.	Offensive Line	Washington Football Team

- John Matsko enters his 30th season coaching in the NFL and his second as Washington's offensive line coach in 2021.
- In 2020, Matsko led an offensive line that adapted to four different quarterbacks, while allowing each quarterback to set a career-high in at least one category and assisting them in combining for the second-most completions in a single season in franchise history (389). Matsko contributed to the success of G Brandon Scherff who earned his fourth Pro Bowl selection and his first NFL First Team All-Pro nod.
- With three decades of NFL coaching experience, two Super Bowl appearances and a Super Bowl Championship, Matsko's career includes coaching roles with the Carolina Panthers (2011-19), Baltimore Ravens (2008-11), Kansas City Chiefs (2006-07), St. Louis Rams (1999-05), New York Giants (1997-98), New Orleans Saints (1994-96) and Phoenix Cardinals (1992-93).
- Matsko began his NFL coaching career as offensive line coach of the Phoenix Cardinals in 1992 and served in that capacity for two seasons.
- Prior to joining the NFL, Matsko spent 17 years on the college level. He worked as a graduate assistant at Miami (Ohio) from 1974-75 and returned as offensive line coach in 1977 after being the head coach at Danbury High School in Lakeside-Marblehead, Ohio, in 1976. Matsko served as offensive coordinator and offensive line coach at North Carolina from 1978-84 prior to stops as offensive line coach at Navy in 1985 and Arizona in 1986. He joined Southern California as offensive line coach in 1987 and was promoted to offensive coordinator in 1989 for his final three seasons with the Trojans.
- Matsko played fullback at Kent State and lettered three years from 1970-72. He graduated with a bachelor's degree in business education in 1973 and later earned a master's degree in education from Miami (Ohio) in 1976.
- Matsko and his wife, Kim, have four children: two daughters, Marie and Liz, and two sons, John and Michael.

Sam Mills III
Defensive Line

DOB: May 20, 1979, in Long Branch, N.J. 17th NFL Season/2nd Washington

Football Timeline		
1997-99	Defensive Back	Montclair State
2005	Defensive Assistant	Carolina Panthers
2006-10	Defensive Quality Control	Carolina Panthers
2011-17	Asst. Defensive Line	Carolina Panthers
2018	Defensive Line	Carolina Panthers
2019	Defensive Line/Game Mgmt.	Carolina Panthers
2020-pres.	Defensive Line	Washington Football Team

- Sam Mills III enters his 17th season in the NFL and his second as Washington's defensive line coach in 2021.
- In 2020, Mills directed one of the top defensive line units in the league that was a dominant part of the No. 2-ranked defense. Mills III coached a group that contributed 34 sacks and nine forced fumbles to the defense's total of 47 sacks and 13 forced fumbles, the only time in franchise history a defense has done so. He assisted in the development of rookie defensive end Chase Young, who had the most games with a full sack (7) for a rookie in franchise history, was the AP Defensive Rookie of the Year, and was the youngest player ever selected to the Pro Bowl in franchise history.
- Mills III joined Washington after serving in a variety of roles with the Carolina Panthers from 2005-19, including defensive line coach during the 2018 season after serving as assistant defensive line coach over the previous eight seasons. In 2019, Mills III served as the defensive line coach as well as assuming game management responsibilities, assisting Head Coach Ron Rivera with clock management, replay challenges and other situational football analysis.
- Mills III followed in his father's footsteps by playing at Montclair (N.J.) State, where the elder Mills was an NCAA Division II All-America at linebacker. He started 20 games in two seasons at defensive back for the Red Hawks and totaled 71 tackles, two interceptions, 14 passes defensed, three forced fumbles and one fumble recovery.
- Mills III has been a member of the coaching staff for the East-West Shrine Game five times and served as head coach of the East team in 2018.

Vincent Rivera
Defensive Quality Control

DOB: December 23, 1993, in Cypress Calif. 5th NFL Season/2nd Washington

Football Timeline		
2012-13	Running Back	University of San Diego
2015-16	Running Back/Receiver	University of California
2017	Football Operations Intern	Carolina Panthers
2018-19	Defensive Quality Control	Carolina Panthers
2020-Pres.	Defensive Quality Control	Washington Football Team

- Vincent Rivera enters his fifth NFL season and second as Washington's defensive quality control coach in 2021.
- Rivera joined Washington after spending two seasons with the Carolina Panthers as a defensive quality control coach. In his role with Washington, Rivera breaks down game film, analyzes opponent tendencies and assists in the preparation of the defensive game plan.
- In 2018, Rivera spent his time primarily with the defensive backs, helping coach a unit that featured two young cornerbacks in James Bradberry and Donte Jackson in the starting lineup. Jackson led the Panthers with four interceptions in 2018, the second most by a rookie in franchise history. Bradberry led the team with 20 passes defensed.
- Rivera also worked as a football operations intern for the Panthers during the 2017 season.
- Rivera began his collegiate career at the University of San Diego, redshirting in 2012 and seeing action at running back in 2013 before transferring to the University of California-Berkeley. After sitting out the 2014 season, Rivera played two seasons (2015-16) at Cal, seeing action at running back, wide receiver and on special teams. He finished his career at Cal with 44 catches for 487 yards and four touchdowns. Rivera graduated with a degree in film and media studies.
- Rivera is the nephew of Washington Head Coach Ron Rivera.

Richard Rodgers
Assistant Defensive Backs

DOB: October 28, 1961, in St. Louis, Mo. 10th NFL Season/2nd Washington

Football Timeline		
1980-83	Defensive Back	California
1987	Linebacker/Wide Receiver	Chicago Bruisers (AFL)
1987	DB/Wide receiver	Denver Dynamite (AFL)
1988	Linebacker/Wide Receiver	LA Cobras (AFL)
1992	Linebacker/Wide Receiver	Sacramento Attack
1989-94	Assistant	Diablo Valley CC
1995-96	Secondary & Special Teams Asst.	San Jose State
1997-2000	Secondary & Special Teams	Portland State
2001-04	Secondary	New Mexico State
2005-11	Defensive Coord./Secondary	Holy Cross
2012	Special Teams Assistant	Carolina Panthers
2012-14	Special Teams Coordinator	Carolina Panthers
2015-17	Asst. DBs/Safeties	Carolina Panthers
2018	Secondary	Carolina Panthers
2019	Safeties	Carolina Panthers
2020-Pres.	Asst. Defensive Backs	Washington Football Team

- Richard Rodgers is entering his 10th NFL season and second as Washington's assistant defensive backs coach.
- In his 32nd year in the coaching profession and first with Washington in 2020, Rodgers assisted the defensive backs group that boasted the second-best passing defense in the league in 2020 [191.8 yards per game]. Rodgers helped coach the group that allowed 3,068 net passing yards, Washington's fewest since 2004 [2,977].
- Rodgers joined Washington after serving in a variety of roles with the Carolina Panthers from 2012-19, coaching safety duo Eric Reid and Tre Boston.
- Prior to joining Carolina, Rodgers coached collegiately for 23 years. He coached at Holy Cross from 2005-11, spending his last six seasons as defensive coordinator after handling the secondary in 2005. Rodgers developed the Crusaders into one of the top defenses in the Patriot League. Five players from his unit earned All-Patriot League honors in 2009, 2010 and 2011.
- From 2001-04, Rodgers tutored the secondary at New Mexico State. During his tenure, the Aggies amassed 45 interceptions while lowering their passing yardage allowed in each of his final three seasons. Previously, Rodgers worked at Portland State from 1997-2000. He oversaw the Vikings' secondary and special teams in addition to serving as the team's strength and conditioning coordinator.
- Rodgers was also exposed to professional football along the way. He participated in the NFL's Minority Internship Program with the Oakland Raiders during training camp in 1996 and was the defensive backs coach for the Scottish Claymores of NFL Europe in 1998.
- A two-time second-team All-Pac 10 Conference selection at California, where he was teammates with Washington Head Coach Ron Rivera, Rodgers played defensive back and was the Golden Bears' special teams captain for three seasons.
- Rodgers graduated from California with a degree in political science. He has a daughter, Kayla, and four sons, Richard II – an NFL tight end – Christopher, Noah and Evan, and is married to his wife Sara.

Steve Russ
Linebackers

DOB: September 16, 1972 in Stetsonville, Wis. 8th NFL Season (4 Playing/4 Coaching)/2nd Washington

Football Timeline		
1991-94	Linebacker	Air Force
1997-00	Linebacker	Denver Broncos
2001-04	Linebackers	Ohio
2005-06	Linebackers	Syracuse
2007	Defensive Coordinator	Syracuse
2008-09	Tight ends/Fullbacks	Wake Forest
2010	Linebackers	Wake Forest
2011	Defensive Backs	Wake Forest
2012-13	Asst. HC/Co-offensive Coord.	Air Force
2014-17	Asst. HC/Defensive Coord.	Air Force
2018-19	Linebackers	Carolina Panthers
2020-Pres.	Linebackers	Washington Football Team

- Entering his 21st year in the coaching profession and his fourth in the NFL, Steve Russ enters his second year with Washington in 2021 as the team's linebackers coach.
- In 2020, Russ coached linebackers Cole Holcomb and Jon Bostic, both setting career-highs in sacks. He also helped develop Holcomb in his second season, racking up the most tackles for a Washington player through their first two seasons (171).
- Prior to joining Washington, he served as the linebackers coach for the Carolina Panthers from 2018-19 where he coached All-Pro LB Luke Kuechly.
- Prior to joining Carolina, Russ spent six seasons (2012-17) at Air Force as the assistant head coach, including four (2014-17) as the defensive coordinator and defensive backfield coach. Russ served as co-defensive coordinator from 2012-13 with responsibilities coaching the inside linebackers (2013) and secondary (2012).
- Russ arrived at Air Force, his alma mater, from Wake Forest where he spent four seasons (2008-11). Russ coached tight ends and fullbacks in his first two seasons before moving to the defensive side of the ball, coaching linebackers in 2010 and the secondary in 2011.
- Russ also coached at Syracuse (2005-07) where he led linebackers in 2005 and 2006, before being promoted to defensive coordinator in 2007. Prior to Cuse, he was an assistant at Ohio (2001-04).
- While playing at Air Force, Russ earned second-team All-WAC honors in 1994. Russ was a seventh-round draft pick of the Denver Broncos in the 1995 NFL Draft. He was just the fifth player in Air Force history to be drafted in the NFL.
- Following two years of active service in the military, Russ joined the Broncos and spent four seasons (1997-2000) with the team. He was a part of Denver's 1997 and 1998 Super Bowl Championship teams. He played in 24 career games as a linebacker and on special teams.
- Russ and his wife, Betsy, are the parents of a daughter, Mackenzie, and a son, Tyler.



Todd Storm
Offensive Quality Control

DOB: March 8, 1989, in Calumet, Mich. 4th NFL Season/2nd Washington

Football Timeline		
2010-12	Defensive End	Michigan Tech
2012	Defensive End	Detroit Lions (minicamp)
2013	Defensive End	Cleveland Gladiators
2014	Defensive Line Assistant	Central Michigan
2015-16	Offensive Line Assistant	Central Michigan
2018-19	Offensive Assistant	Carolina Panthers
2020-Pres.	Offensive Quality Control	Washington Football Team

- Todd Storm is entering his fourth season coaching in the NFL and his second as Washington's offensive quality control coach in 2020.
- Storm spent the 2018-19 seasons with the Carolina Panthers assisting on the offensive side of the ball, specifically working with tight ends and alongside current tight ends coach, Pete Hoener.
- From 2014-16, Storm was a graduate assistant at Central Michigan University. In 2014, he worked with the defensive line and transitioned to the offensive line during the 2015-16 seasons.
- Prior to his work at CMU, Storm played the 2013 season as a defensive end in the Arena Football League with the Cleveland Gladiators and registered three sacks. In 2012, Storm was invited to the Detroit Lions Rookie Mini Camp.
- Storm graduated from Michigan Tech in 2012 with a bachelor's degree in marketing. He also completed his masters in sports administration in 2016 at Central Michigan University.
- During his time at Michigan Tech, he played defensive end for the Huskies and was twice named Great Lakes Intercollegiate Athletic Conference Defensive Lineman of the Year. He also received All-Region Honors twice as well as unanimous All-American accolades following his senior campaign.

Drew Terrell
Wide Receivers

DOB: July 25, 1991, in Chandler, Ariz. 4th NFL Season/2nd Washington

Football Timeline		
2014	Offensive Graduate Assistant	Virginia Tech
2015-17	Graduate Assistant	Michigan
2018-19	Offensive Quality Control	Carolina Panthers
2020	Assistant Wide Receivers	Washington Football Team
2021-Pres.	Wide Receivers Coach	Washington Football Team

- Drew Terrell enters his fourth season coaching in the NFL, his second season in Washington and his first as the teams wide receivers coach. Terrell was promoted to the role following the 2020 season, when he served as the assistant wide receivers coach.
- In 2020, Terrell assisted the wide receiver room that boasted the first 1,000-yard receiver for Washington since 2016. Terrell assisted in the development of wide receiver Terry McLaurin, who became only the third player in Washington history to surpass 2,000-career yards receiving in their first 29-career games.
- Terrell served as the Carolina Panthers' quality control coach from 2018-19. In his role, Terrell broke down opponent game film and presented statistical analysis to identify opponent tendencies as well as assisted the offensive coaching staff in game plan preparation.
- Terrell joined the Panthers after three seasons (2015-17) at the University of Michigan, where he was an offensive graduate assistant. He worked with the wide receivers and returners his first two seasons, and the cornerbacks and returners in his final season.
- Terrell was a four-year letterman at wide receiver and punt returner at Stanford University (2009-12), earning honorable mention All-Pac-12 as a returner three times. He was a part of four consecutive bowl teams with the Cardinal, and was Stanford's leading receiver in 2012, when the team finished with a 12-2 record and won both the Pac-12 championship and the Rose Bowl. He was college teammates with former Indianapolis Colts QB Andrew Luck.

Brent Vieselmeyer
Asst. Defensive Backs/Nickel

DOB: September 29, 1975 in Wauwatosa, Wis. 6th NFL Season/2nd Washington

Football Timeline		
1999-06	Defensive Coordinator	Orange Lutheran H.S.
2007-12	Head Coach	Valor Christian H.S.
2013-14	Defensive Coordinator	Houston Baptist
2015-16	Assistant Linebackers	Oakland Raiders
2017-18	Safeties	Oakland Raiders
2018	Offensive Analyst	Kansas
2019	Head Coach	Santa Margarita Catholic
2020-Pres.	Asst. Defensive Backs/Nickel	Washington Football Team

- Brent Vieselmeyer enters his sixth season coaching in the NFL and his second as Washington's assistant defensive backs/nickel coach in 2021 after serving in a variety of coaching roles with the Oakland Raiders from 2015-18.
- Prior to joining Washington, Vieselmeyer was the head coach for Santa Margarita Catholic High School. Prior to coaching at Santa Margarita, he was an offensive analyst for the University of Kansas in 2018.
- From 2013-14, Vieselmeyer served as the co-defensive coordinator at Houston Baptist University. Prior to joining the Huskies, he served as head coach at Valor Christian High School in Highlands Ranch, Colo., beginning in March 2007, where he launched the football program. At Valor Christian, he compiled a 55-12 record, leading the Eagles to four-straight state championships in 2009 (3A), 2010 (4A), 2011 (4A) and 2012 (5A). He was named the Denver Post Colorado Coach of the Year in 2009, 2010 and 2011 and was All Sport Jefferson County Coach of the Year in 2010.
- Vieselmeyer began his coaching career at Orange (Calif.) Lutheran High School, where he spent eight years as defensive coordinator. He led the Lancers to a 2006 California state title. They also won the 2004 CIF Southern Section Championship and were finalists in 2000, 2001 and 2003.
- Vieselmeyer is a native of Wauwatosa, Wis., where he played linebacker at Redlands (Calif.) and Concordia University. He earned a Bachelor of Arts in education from Concordia in 1999 and a Master of Arts in educational administration from the University of Phoenix in 2005. He and his wife, Marnie, have two daughters, Payton and Quinn.

Travelle Wharton
Assistant Offensive Line

DOB: May 19, 1981 in Greenville, S.C. 14th NFL Season (10 Playing/4 Coaching)/2nd Washington

Football Timeline		
2000-03	Offensive Lineman	University of South Carolina
2004-11	Offensive Lineman	Carolina Panthers
2012	Offensive Lineman	Cincinnati Bengals
2013	Offensive Lineman	Carolina Panthers
2015	Offensive Line	South Carolina
2018-19	Assistant Offensive Line	Carolina Panthers
2020-Pres.	Assistant Offensive Line	Washington Football Team

- Travelle Wharton enters his 14th season in the NFL including four as a coach and 10 as a player and his second as Washington's assistant offensive line coach in 2021.
- From 2018-19, Wharton coached with the Carolina Panthers, assisting then-running game coordinator John Matsko.
- Wharton worked with the Panthers prior to the 2017 season in offseason workouts and training camp as part of the NFL Bill Walsh Diversity Coaching Fellowship.
- Wharton made his coaching debut with his alma mater, the University of South Carolina, with one season of coaching in 2015. He was initially named offensive quality control coach, but was promoted to offensive line coach midway through the 2015 season.
- Wharton is a veteran of 10 NFL seasons, nine (2004-11, 2013) with the Panthers and one with the Cincinnati Bengals (2012). With the Panthers, Wharton started 111 of 115 regular season games played, the third-highest total by an offensive lineman in team history
- Wharton anchored the offensive line on Carolina's top three seasons of rushing in franchise history in 2009 (2,498), 2008 (2,437) and 2011 (2,408). Carolina ranked third in the NFL in rushing in all three of those seasons. The Panthers averaged 5.41 yards per carry in 2011, a mark that led the NFL and set a franchise record.
- A native of Fountain Inn, S.C., Wharton played collegiately at South Carolina where he was a four-year letterwinner (2000-03) and earned All-SEC recognition in his junior and senior seasons. He also earned Freshman All-America honors and a spot on the All-SEC Freshman team. He was selected in the third round of the 2004 NFL Draft by the Panthers.

Ken Zampese
Quarterbacks

DOB: July 19, 1967, in Santa Maria, Calif. 23rd NFL Season/2nd Washington

Football Timeline		
1985-88	Wide Receiver	University of San Diego
1990-91	Graduate Assistant	Southern California
1992-94	Wide Receivers	Northern Arizona
1995	Offensive Coordinator	Northern Arizona
1996-97	QB's/Passing Game Coord.	Miami (Ohio)
1998	Offensive Assistant	Philadelphia Eagles
1999	Offensive Assistant	Green Bay Packers
2000	Offensive Assistant	St. Louis Rams
2001	Wide Receivers Coach	St. Louis Rams
2002	Passing Game Coordinator	St. Louis Rams
2003-15	Quarterbacks	Cincinnati Bengals
2016-17	Offensive Coordinator	Cincinnati Bengals
2018	Quarterbacks	Cleveland Browns
2019	Offensive Coordinator/QB's,	Atlanta Legends
2019	Defensive Analyst	University of Florida
2020-Pres.	Quarterbacks	Washington Football Team

- Ken Zampese enters his 23rd season coaching in the NFL and his second as Washington's quarterbacks coach in 2021. He has served in a variety of offensive coaching roles with the Cleveland Browns (2018), Cincinnati Bengals (2003-17), St. Louis Rams (2000-02), Green Bay Packers (1999) and Philadelphia Eagles (1998).
- In 2020, Zampese helped oversee a Washington quarterback room that started four different quarterbacks during the 2020 season, combining for the second-most completions in a single season in franchise history (389). Three different quarterbacks won games for the franchise in 2020.
- Zampese worked with QB Alex Smith who posted a 5-1 record as a starter in 2020 and won the NFL's AP Comeback Player of the Year Award.
- In 2018, Zampese helped guide Browns rookie QB Baker Mayfield to an NFL rookie record 27 passing touchdowns, despite starting just 13 games. His 27 passing touchdowns ranked fifth in a season among all Browns quarterbacks in franchise history. Mayfield also threw for 3,725 passing yards, setting a Browns rookie record and ranking sixth among NFL rookies all-time. Mayfield led all 2018 NFL rookies in passing yards (3,725), passing touchdowns (27), completion percentage (63.79) and passer rating (93.7) under the guidance of Zampese.
- As the Bengals offensive coordinator in 2016, Zampese helped the Bengals offense finish comfortably in the NFL's top half in net yards at No. 13, averaging 356.9 per game. Prior to being named the clubs offensive coordinator, Zampese spent 13 seasons as the Bengals quarterbacks coach, working with Jon Kitna, Carson Palmer and Andy Dalton.
- Zampese came to the Bengals following three seasons in St. Louis. He was the club's wide receivers coach in 2001 as the Rams led the league in passing yards, averaging 291.4. In 2002, he added the title of passing game coordinator, and the Rams finished second in the league at 259.6 yards per game. Zampese began his NFL career in 1998 as an offensive assistant with the Philadelphia Eagles.
- Prior to the NFL, Zampese coached for nine years in college, including two seasons at Miami (Ohio). In 1997, Miami averaged 37.4 points per game. Zampese played wide receiver and kick returner at the University of San Diego from 1985-88. He was the team's Special Teams Player of the Year as a senior. He earned an undergraduate degree in business from San Diego, and later received a master's degree in adult education from Southern California.

Jeff Zgonina
Assistant Defensive Line

DOB: May 24, 1970, in Chicago, Ill. 23rd NFL Season (17 Playing/6 Coaching)/2nd Washington

Football Timeline		
1989-92	Defensive Tackle	Purdue University
1993-94	Defensive Tackle	Pittsburgh Steelers
1995	Defensive Tackle	Carolina Panthers
1996	Defensive Tackle	Atlanta Falcons
1997	Defensive Tackle	St. Louis Rams
1998	Defensive Tackle	Indianapolis Colts
1999-2002	Defensive Tackle	St. Louis Rams
2003-06	Defensive Tackle	Miami Dolphins
2007-09	Defensive Tackle	Houston Texans
2013	Asst. Defensive Line Coach	Houston Texans
2016	Asst. Defensive Line Coach	New York Giants
2017-18	Defensive Line Coach	San Francisco 49ers
2020-Pres.	Assistant Defensive Line	Washington Football Team

- Jeff Zgonina (pronounced ska-KNEE-na) is entering his 23rd combined season as a player or coach in the NFL in 2021 after being named Washington's assistant defensive line coach on January 23, 2020.
- Prior to joining Washington, Zgonina served as the San Francisco 49ers defensive line coach from 2017-18, the New York Giants assistant defensive line coach in 2016 and the Houston Texans assistant defensive line coach in 2013.
- A seventh-round draft choice (185th overall) of the Pittsburgh Steelers in the 1993 NFL Draft, Zgonina played in 219 games (67 starts) and registered 448 tackles, 26 sacks, and 13 fumble recoveries, 11 passes defensed, three forced fumbles and one interception. The former defensive tackle played for the Steelers (1993-94), Carolina Panthers (1995), Atlanta Falcons (1996), St. Louis Rams (1997, 1999-2002), Indianapolis Colts (1998), Miami Dolphins (2003-06) and Houston Texans (2007-09) throughout his 17 NFL seasons.
- Zgonina played collegiately at Purdue University (1989-92) where he was named Big Ten Defensive Player of the Year as a senior. Zgonina has two children: daughter, Bailey, and son, Carter.

Natlia Dorantes
Coordinator of Football Programs

1st NFL Season/1st Washington

- In 2021, Natalia Dorantes was named Coordinator of Football Programs for the Washington Football Team. As the coordinator of football programs, she became the first Latina in the NFL to ascend to that role. There are 20 similar positions in the NFL, though the title varies by team, including assistant to the head coach, chief of staff, director of coaching operations and administrative assistant to the head coach.
- In this role, Dorantes will work with Rivera on scheduling, planning and managing his calendar. She will also work with various department heads, managing inbound requests for Rivera. In addition, her responsibilities will include helping to coordinate draft, free-agent and scouting meetings. She will also work closely with director of football operations Brian Porter, head athletic trainer Ryan Vermillion, equipment manager Drew Hampton and director of football communications Sean DeBarbieri.
- Prior to Washington, Dorantes held the role of creative recruiting coordinator at Texas A&M from 2017 – 2021. The Aggies had top-10 recruiting classes in both 2019 and 2020. During that time, she had a variety of duties and responsibilities, including working with the recruits and their families during the process, coordinating tasks surrounding official visits, junior days and photoshoots, and ensuring the coaching staff's message was accurately conveyed to the recruits.
- Dorantes also held various social media roles with the National Football League as a social media producer in 2017 and the Arizona Cardinals as a social media intern from 2015-17.
- Dorantes holds a Bachelor of Arts from the Walter Cronkite School of Journalism and Mass Communications at Arizona State University.

PLAYER PERSONNEL

Rob Rogers
SVP of Football Administration

27th NFL Season/2nd Washington

- Rob Rogers enters his 27th season in the NFL and 2nd with the Washington Football Team in the role of Senior Vice President of Football Administration.
- In this role, Rogers works for the football senior leadership team on the development of player budget parameters, roster management, contract proposals, negotiation strategies and salary cap management. Rogers also oversees the club's football analytics department along with being one of the main liaison's between the football and business operations.
- Prior to coming to Washington, Rogers held the title of executive director of player finance and football research. In this role, he worked closely with the Panthers general manager on the development of player budget parameters, roster management, contract proposals, negotiation strategies and salary cap management. He also oversaw the Panthers football analytics department and worked on research and analysis of player contracts and statistics. He directly conducted the majority of contract negotiations with player representatives during his time in this role.
- Before gaining the title of executive director of player finance and football research, Rogers was the director of football administration for 11 years (2008-18). He negotiated contracts for all of the Panthers first round and other draft selections during a 16-year span (2003-19) along with numerous free agents. He also worked with the front office on issues dealing with the NFL Collective Bargaining agreement and as the club's liaison to the NFL Management Council, he kept the Panthers in compliance with all NFL personnel, contract and labor-related issues.
- Starting in 2013, Rogers worked on developing efforts in analytics, football research in personnel, opponent analysis and self-scouting along with sports science and next gen statistics. He developed the in-house salary cap management database and also designed the current pro scouting system in Carolina and in the mid 90s worked with in-house developers to design and implement the initial opponent analysis and self-scouting system. Rogers worked extensively with Coach Rivera in Carolina on on-going efforts to develop game management analysis and practices.
- Rogers is also a member of the NFL Club Services Committee, which is a group made of various front office executives from around the league, tasked with providing guidance and feedback on technology integration initiatives to the development staff of the NFL Management Council. He has served on the committee since 2002.
- Rogers joined the Carolina Panthers in 1995 and worked as a quality control assistant along with helping out on the in-house business analytics team. He is a 1993 graduate of Harvard University and holds a degree in government.
- Rogers and his wife Clair have two children: daughter Emma and son Brady.

Eric Stokes
Senior Director of Player Personnel

22nd NFL Season (20 Front Office/2 Playing)/2nd Washington

- Eric Stokes is entering his second season with Washington and first as Washington's senior director of player personnel after serving as the director of pro personnel in 2020. In this role, he oversees the day-to-day operations of the personnel department.
- Stokes brings 22 combined years of NFL experience to the role. He joined Washington after spending five seasons with the Carolina Panthers in a variety of roles, including director of college scouting, regional director of college scouting and southwest area scout.
- As the director of college scouting for the Panthers, Stokes oversaw a college scouting staff that was tasked with targeting and tracking draft-eligible prospects, as he worked with area scouts. He was responsible for the pre-draft evaluation process at the NFL Combine, pro days and visits by draft-eligible players.
- Prior to joining Carolina, Stokes spent two seasons (2014-15) as the assistant general manager of the Miami Dolphins. In his role, Stokes assisted in all aspects of player evaluation and acquisitions at the professional and collegiate levels, including the daily management and makeup of the Dolphins roster as well as guiding the team's preparation for the annual NFL Draft.
- From 2012-13, Stokes was the director of college scouting for the Tampa Bay Buccaneers. Prior to joining the Buccaneers, Stokes spent 12 seasons as a member of the Seattle Seahawks scouting staff, working as an area scout (2000-01, 2005-09) and pro personnel assistant (2002-04) before serving as assistant director of college scouting from 2010-11. In that role, Stokes was instrumental in bringing in defensive standouts safeties Earl Thomas and Kam Chancellor, linebacker Bobby Wagner and cornerback Richard Sherman.
- Stokes played two seasons as a safety for the Seahawks after being selected in the fifth round of the 1997 NFL Draft. He was selected by the Cleveland Browns in the 1999 expansion draft before an injury cut his career short.
- Stokes graduated from the University of Nebraska with a degree in sociology. He and his wife, Tisa, have three daughters, Erisa, Payton and Madison.

Chris Polian
Director of Pro Personnel

25th NFL Season/1st Washington

- Chris Polian enters his 25th season in the NFL and first as Washington's director of pro personnel in 2021. He joins Washington with 24 seasons of NFL experience as an executive and scout, including three seasons as vice president and general manager of the Indianapolis Colts.
- Polian was most recently the director of pro personnel with the Jacksonville Jaguars from 2013-2019. He played a major factor in the team's free agency signings in 2017 of DE Calais Campbell, DT Malik Jackson and CB A.J. Bouye who were all Pro Bowl selections during their tenures in Jacksonville. In that offseason, he also helped target S Barry Church who along with Campbell, Jackson and Bouye helped anchor a defense that was ranked No. 2 in the NFL in 2017 and helped Jacksonville capture an AFC South title and appearance in the AFC Championship game.
- Prior to his seven seasons with the Jaguars, Polian was an executive scout with the Atlanta Falcons in 2012 and also spent three seasons as vice president and general manager of the Indianapolis Colts from 2009-11. He started his career with Indianapolis in 1998 as the director of pro scouting from 1998-2000. Polian then held the position of assistant director of football operations from 2001-03 and was promoted to assistant general manager/football operations in 2004 and spent five seasons as the vice president of football operations from 2005-09. Prior to joining the Colts, Polian worked with the Carolina Panthers for four years (1994-97) as a personnel assistant.
- During Polian's tenure in Indianapolis from 1998-2011, the Colts had a regular season record of 143-81 with playoff appearances in 10 of 14 seasons including seven division titles and a Super Bowl championship in 2006. The franchise also became the only team to win 12-plus games in seven consecutive seasons during that timeframe.
- Polian is a native of New York, N.Y. and earned a bachelor's degree in communications from John Carroll University in 1993. His father, Bill, a 2016 Pro Football Hall of Fame Inductee was a general manager of the Buffalo Bills, Indianapolis Colts and Carolina Panthers. His brother, Brian, is the special teams coordinator at Notre Dame and his brother, Dennis, is the associate athletic director, football at the University of Arizona. He and his wife, Debbie, have three children, Jack (18), Caroline (16) and Kate (13).

Tim Gribble
Director of College Scouting

22nd NFL Season/20th Washington

- Tim Gribble is entering his 22nd season in the NFL (20th with Washington) and his first as the Director of College Scouting. He was promoted to his current role on Jan. 14, 2020.
- Gribble oversees the organization's evaluation of collegiate talent and manage scouting efforts at both the area and national levels.
- Gribble previously assisted Washington's personnel staff by providing evaluations of collegiate talent at the national level.
- Prior to his promotion to assistant director of college scouting in 2017, Gribble spent the previous 11 seasons as an area scout for Washington. He originally joined Washington in 2002 and served as a pro personnel assistant, later adding responsibility as the team's Northeast scout in 2003. He also covered the South and Midwest regions at various points during his first 16 years with the organization.
- Before coming to Washington, Gribble spent two seasons with the Pittsburgh Steelers as an assistant in the scouting department. Prior to joining the NFL, he was an assistant coach for his alma mater, Duquesne University. He served as the Dukes' special teams coordinator (1996-2000), defensive line coach (1996-98) and running backs coach (1998-2000).
- Gribble was a four-year starter (1992-96) at fullback and team captain at Duquesne. He also played baseball for the Dukes and earned dual degrees in psychology and sociology. He is married to his wife, Jennifer.

SCOUTING

Don Warren
Senior Pro Scout

31st NFL Season (17 Front Office/14 Playing)/21st Washington

- Don Warren enters his 31st NFL season and 21st with Washington. Warren spent six seasons in the Washington front office and had a 14-year playing career with the franchise. He is responsible for the evaluation of talent in the professional leagues.
- Warren comes back to Washington following 10 years with the Panthers where he was a pro scout and assisted in the advance scouting of Carolina's opponents and evaluating talent in each professional league. Prior to joining the Panthers, Warren spent 2005-09 as a pro scout for Washington.
- A fourth-round draft choice for Washington, out of San Diego State in 1979, Warren played his entire 14-year career (1979-92) at tight end for Washington. He saw action in 193 games, amassing 244 receptions for 2,536 yards and seven touchdowns. Warren started in four Super Bowls (XVII, XVIII, XXII, XXVI) under head coach Joe Gibbs, winning three. An original member of the Washington offensive line known as the Hogs, Warren was named to Washington's 70 Greatest team in 2002.
- Following his playing career, he worked as a football and baseball coach at Centreville High School in Virginia.

Brent Caprio
Pro Scout

7th NFL Season/5th Washington

- Brent Caprio enters his seventh NFL season and his fourth with Washington in 2021 after joining the organization during the 2017 offseason.
- Caprio spent his first two NFL seasons with the Indianapolis Colts as a scouting assistant from 2015-16. Prior to entering pro football, he also worked in the accounting sector, spending parts of 2014 and 2015 with EY (formerly Ernst & Young).
- Caprio played quarterback at William & Mary from 2009-13, starting 12 of the 39 games in which he appeared for the Tribe. He threw for 2,201 career yards and 15 touchdowns. He also earned four consecutive CAA Academic All-Conference Team honors from 2010-13 and was awarded the CAA Commissioner's Academic Award in 2013. He graduated with Bachelor's and Master's degrees in accounting and finance.
- Caprio is a native of Somers Point, N.J.

Connor Barringer
Pro Scout

3rd NFL Season/3rd Washington

- Connor Barringer is entering his third NFL season with Washington and first as a pro scout. He was most recently a scouting assistant and football strategy analyst for the team. He assisted the front office with special projects and helped with the daily operation of the player personnel department.
- Barringer spent the 2018 season working for Pro Football Focus as a football analyst. His primary responsibilities included breaking down game film and grading players.
- Barringer played defensive end at the University of North Carolina from 2016-18. He graduated in the spring of 2018 with a bachelor of science in quantitative biology.
- Barringer is a native of Davidson, N.C.

David Whittington
National Scout

13th NFL Season/13th Washington

- David Whittington enters his 13th season with Washington in 2021. Whittington most recently oversaw scouting operations in the Southwest region before being promoted to the position of national scout during the 2019 offseason.
- Prior to becoming an area scout, he spent two seasons serving as the team's BLESTO scout, as well as assisting with scouting college players in the Northeast region. He spent 2009 as an intern in the personnel department, where he assisted both the college and pro scouts with advance scouting. He also coordinated free agent and college player visits.
- Whittington was a three-year letter winner at Vanderbilt where he played fullback and defensive line and was a member of the 2007 Southeastern Conference Academic Honor Roll. He graduated from Vanderbilt in 2008 with a degree in human and organizational development.
- Whittington is originally from Lafayette, La., and currently resides in Houston, Texas, with his wife, Lauren, his son, Halston, and his daughter, Olivia.

Jeff Beathard
National Scout

25th NFL Season/1st Washington

- Jeff Beathard is entering his 25th season in the NFL and spent the last 13 seasons as an area scout for the Carolina Panthers. This will be his first season as a member of the Washington front office where he will hold the role of national scout.
- Prior to joining the Panthers, Beathard was a scout for the CFL's Hamilton Tiger-Cats from 2003-05. He also worked in the San Diego Chargers scouting department from 1994-2002. He got his first NFL scouting opportunity with the Los Angeles Rams in 1992 and worked with the club until 1994. Prior to working in the NFL, he held the roles of director of player personnel and running backs coach for the Orlando Thunder of the World League of American Football in 1991. Before joining the Rams in 1992, Beathard held the positions of director of player personnel and tight ends coach for the San Antonio Riders of the WLAF.
- Beathard was a running back at Towson State University from 1983-85 before transferring to Southern Oregon State College as a senior. He was the 333rd overall selection by the Los Angeles Rams in the 1988 NFL Draft, becoming "Mr. Irrelevant" that year.
- He is the son of Pro Football Hall of Famer and Washington Ring of Famer Bobby Beathard who was the franchise's general manager from 1978-88.

Chuck Cook
College Scout

37th NFL Season/5th Washington

- Chuck Cook is entering his 37th NFL season and his fifth with Washington after joining the organization during the 2017 offseason. He oversees the team's scouting operations in the South region.
- Prior to joining Washington, Cook previously spent six seasons with the Buffalo Bills from 2011-16. He served in various capacities in his time with the Bills, including two seasons each as Director of College Scouting, as a national scout and as an area scout.
- Before his time in Buffalo, Cook spent two seasons with the Miami Dolphins as a regional scout, focusing on the Southwest region in the Dolphins' system from 2008-10. He also spent 11 years as the Director of College Scouting for the Kansas City Chiefs from 1997-2007. In that role, Cook was in charge of coordinating the team's college scouting and preparation for the annual NFL Draft after being promoted to the position in May of 1997. He had previously spent 13 years as a regional scout in the Chiefs' system, focusing primarily on the Southeast.
- Cook joined the NFL ranks in 1984, when he was originally hired by the Chiefs after serving as an offensive assistant with the USFL's Arizona Wranglers (1982-83). He began his coaching career at the University of Wyoming from 1980-81. Cook starred as a wide receiver, running back and defensive back at Southern Mississippi and was inducted into the school's Hall of Fame in 1993. Following his collegiate career, he was a member of training camps with the New York Giants and New York Jets before embarking on his off-the-field career. He followed the path of his father, Hamp, who served as a scout for the New Orleans Saints for many years.
- A native of Andalusia, Ala., Cook earned a Bachelor of Arts degree from Southern Mississippi. He and his wife, Carla, have twin daughters, Carley and Cori, and a son, Colby.

Pete Picerelli
College Scout

5th NFL Season/5th Washington

- Peter Picerelli enters his fifth NFL season with Washington in 2021 after joining the organization during the 2017 offseason. He was promoted to the role of college scout in the 2019 offseason after serving as a scouting assistant for two seasons. He will oversee the team's scouting operations in the Southwest region.
- Picerelli joined Washington after having previously served as a personnel assistant at Boston College for the early portion of 2017. He had previously served as a quality control analyst at Brown University during the program's 2016 season.
- Picerelli played collegiately at Tulane from 2012-15. In 2013, he was named a semifinalist for the Ray Guy Award, presented annually to the nation's top punter. He studied business law during his time at Tulane and also completed an internship with Alliance Sports Management Group.
- Picerelli is a native of Warren, Rhode Island.

Harrison Ritcher
College Scout

9th NFL Season/5th Washington

- Harrison Ritcher is entering his ninth NFL season and his fifth with Washington after joining the organization as the team's BLESTO scout during the 2017 offseason. Ritcher was promoted to the role of college scout in the 2019 offseason after serving as the team's BLESTO scout in 2017-18. He will oversee the team's scouting operations in the Southeast region.
- After beginning his career as a recruiting intern at Florida State in 2010, Ritcher spent his first four NFL seasons with the Cleveland Browns from 2012-15. He spent his first two years interning in the Browns' personnel department before being promoted to Player Personnel Associate prior to the 2014 campaign.
- Ritcher, a native of Raleigh, North Carolina., played collegiately as a fullback at North Carolina State from 2006-09. He is the son of 16-year NFL veteran Jim Ritcher, who played for the Bills and Falcons from 1980-95. Jim was a consensus first-team All-American and Outland Trophy winner as the nation's best college offensive lineman during his tenure at NC State who would later go on to start in all four of the Bills' Super Bowl appearances.

Ronald Rose
College Scout

4th NFL Season/4th Washington

- Ronald Rose is entering his fourth season with Washington and first in the role of college scout after joining the team in 2018.
- He was promoted to the role of College scout in the 2021 offseason after serving as a BLESTO Scout in 2020. Prior to serving as the teams BLESTO scout, Rose was a scouting assistant for one season. He will be responsible for scouting in the Northeast region.
- In his role as scouting assistant in 2018, Rose aided the personnel department with a variety of tasks on a day-to-day basis and assisted with various tryouts throughout the season. Prior to joining the Redskins, he was a manager for the Parks and Recreation Department for Prince Georges County and worked in the member services department for the Washington Nationals.
- Rose played collegiately at Hampton University from 2011-15 as an offensive tackle. He was a four-year starter for Hampton and appeared in 34 games in his career and was a third team All-MEAC selection following his senior year. He graduated with a bachelor of science in sports management in the spring of 2015.
- Rose is a native of Fort Washington, Md.

Paul Skansi
College Scout

30th NFL Season/5th Washington

- Paul Skansi is entering his fifth season with Washington after joining the team as a college scout during the 2017 offseason. He oversees the team's scouting operations in the West region.
- Skansi joined Washington as a veteran of 25 previous NFL seasons, including spending 16 seasons with the San Diego Chargers from 2000-15 scouting the Midwest, West and Southwest regions at various points of his tenure with the organization. An All-America honorable mention and All-Pac-10 receiver at the University of Washington, Skansi finished his career as the Huskies' all-time leading receiver (138 rec., 1,723 yards). He returned to his alma mater in 2016 as a volunteer advance scout.
- Skansi was drafted by Pittsburgh in the fifth round of the 1983 NFL Draft and spent his rookie season with the Steelers. In 1984, he signed with Seattle, and from 1984-91, he caught 166 passes for 1,950 yards and 10 touchdowns for the Seahawks. In 1992, he concluded his playing career with the CFL's Ottawa Rough Riders. Skansi, who has a degree in sociology, spent the 1994 season as an assistant wide receivers coach at Washington. In 1995, he coached wide receivers at Idaho, and in 1999, he followed head coach Chris Tormey to Nevada.
- A native of Gig Harbor, Washington, Skansi and wife, Stephanie,have two daughters, Taylor and Madison. The family resides in Poulsbo, Washington.

Roger Terry
College Scout

6th NFL Season/6th Washington

- Roger Terry enters his sixth season with Washington in 2018 after joining the team prior to its 2015 NFC East championship season. He oversees scouting operations in the Midwest region.
- Terry joined the Redskins after working as a recruiting assistant at Ohio State University during the 2013-14 seasons. He assisted Head Coach Urban Meyer and the Buckeyes staff with talent evaluation, helping guide the Buckeyes to a Big Ten championship, Sugar Bowl championship and national championship in 2014.
- Terry's background also includes a summer scouting internship with the Atlanta Falcons in 2014, a recruiting internship at the University of Kentucky in 2012 and a stint as a defensive graduate assistant at Tennessee State University in 2011.
- A Memphis native, Terry graduated in 2010 from the University of Memphis, where he played linebacker for the Tigers after transferring from Arkansas State.

Sheldon White
College Scout

20th NFL Season/1st Washington

- Sheldon White is entering his 20th NFL season and most recently held the position of Executive Director of Player Personnel and Recruiting for Michigan State University. At Michigan State, he led the programs recruiting efforts and developed and implemented strategic planning along with supervising the entire recruiting staff. White also coordinated all player evaluations of current players for the coaching staff. White will oversee the Midlands Region.
- Prior to his role at Michigan State, White worked for the Detroit Lions for 19 years and spent six seasons as the vice president of pro personnel along with being named interim general manager in 2015. White became a scout for Detroit in 1997 before being promoted to director of pro personnel in 2000. In 2009 he was promoted to vice president of pro personnel and the team advanced to the playoffs twice during his tenure in that role.
- In 2004, he graduated from the NFL's career development program at Stanford University's Graduate School of Business.
- White played four seasons at Miami-Ohio as a cornerback from 1984-87 and was a first-team All-MAC and All-American honorable mention during his junior and season seasons. He was selected by the New York Giants in the third round of the 1988 NFL Draft and spent six seasons in the NFL as a player with the Giants, Detroit Lions and Cincinnati Bengals.

Tyler Claytor
Blesto Scout

3rd NFL Season/3rd Washington

- Tyler Claytor is entering his third NFL season with Washington and his first as a Blesto Scout. He was most recently a scouting assistant with the club. He assisted the organization's personnel department with a variety of tasks and contributed to the day-to-day player personnel operations at the Inova Sports Performance Center.
- Claytor was a linebackers coach at Ava Marie University in 2018 and played defensive line for the Richmond Roughriders of the Arena League in 2017. He spent the 2016 offseason as a member of the Chicago Bears. Claytor played defensive line for William and Mary University from 2012-16 and appeared in 44 games.
- Claytor is a native of Atlanta, Ga.

Ashley Cohrs
Player Personnel Assistant

2nd NFL Season/1st Washington

- Ashley Cohrs enters her second NFL season and first with Washington in 2021 after joining the organization during the 2021 offseason.
- In her role as administrative assistant player personnel, Cohrs directly assists General Manager Martin Mayhew with scheduling as well as additional administrative tasks.
- Prior to arriving in Washington, Cohrs worked for the University of Georgia football team as a recruiting analyst. She also served the Buffalo Bills as a full-season football operations intern. Cohrs worked at Northwestern as an operations assistant and started her journey as a recruiting operations intern at Florida State.
- Cohrs attended Florida State University where she majored in social science and received her masters degree in sports administration from Northwestern University.

PLAYER WELLNESS AND ATHLETIC PERFORMANCE

Ryan Vermillion
Head Athletic Trainer/Dir. of Sports Medicine

29th NFL Season/3rd Washington

- Ryan Vermillion enters his second season as Washington's head athletic trainer in 2021. Prior to coming to Washington, he spent 18 seasons as the head athletic trainer for the Carolina Panthers, nine of which he worked under former Panther head coach and current Washington Head Coach Ron Rivera.
- Vermillion is the club's Infectious Control Officer and manages all health and safety measures for the team as it relates to the protocols surrounding the COVID-19 pandemic.
- During his tenure with Carolina, Vermillion was responsible for the coordination of all aspects of health care for the Panthers. He managed the athletic training room, including all full-time and season-long trainers and is experienced in risk management and injury prevention along with pathology of injuries and illnesses and rehabilitation. Vermillion is also well versed in the nutritional aspects of injury and illness. He was given the Fain-Cain Memorial Award for Outstanding NFL Trainer of the Year in 2016 and in 2003 he led the training staff of the year as voted on by his fellow NFL colleagues.
- Prior to working in Carolina, Vermillion was the Director of Rehabilitation for the Washington Redskins and will now return to the team after 18 seasons. Prior to his one season in Washington, he spent nine seasons working under Hall of Fame Head Coach Don Shula with the Miami Dolphins. In Miami he spent four seasons as the head athletic trainer and five seasons as the director of rehabilitation and associate athletic trainer. Vermillion was a 1987 graduate of the University of Miami (Fla.) and spent four years as a student athletic trainer.

Doug Quon
Assistant Athletic Trainer

11th NFL Season/8th Washington

- Doug Quon is entering his 11th NFL season and his eighth with Washington as an assistant athletic trainer in 2021.
- Quon assists in the management of care, prevention, recognition/evaluation of injuries, treatment and rehabilitation of all players and team personnel. He also maintains the ImPACT concussion testing database in compliance with the National Football League and coordinates athletic training internships, inventory of supplies and medical information.
- In 2018, Quon was part of a staff that was named the 2018 Ed Block Training Staff of the Year. The honor is given to one training staff each season for their distinguished service to their club, community and athletic training profession.
- Prior to joining Washington, Quon served as an assistant athletic trainer at the University of California, Irvine in 2013-14 after spending the 2012 NFL season as a seasonal assistant athletic trainer with the Jacksonville Jaguars. His previous NFL experience also includes having served as a summer intern for the Kansas City Chiefs in 2006 and serving as a seasonal intern for the Chiefs for the 2007 season.
- Quon served as a graduate athletic training intern from 2009-10 at the University of Hawaii, specifically working with the men's football and volleyball teams. In addition, Quon worked with Texas Tech's football program and assisted with player care while earning his master's degree from the university in athletic training. He earned his undergraduate in psychology social behavior from UC Irvine in 2006.

Mark McCracken
Assistant Athletic Trainer

6th NFL Season/6th Washington

- Mark McCracken is entering his sixth season with Washington and his fifth as an Assistant Athletic Trainer in 2020 after joining the team full-time at the start of the 2016 season.
- McCracken joined the Washington staff after a brief stint as the Head Athletic Trainer for the AFL's Washington Valor, where he directed the team's Sports Medicine Department in advance of their inaugural season. Before joining the Valor, he spent time with Washington's training staff on three separate occasions as a Seasonal Training Assistant. He also spent time as a Summer Athletic Trainer with the Arizona Cardinals.
- In 2018, McCracken was part of a staff that was named the 2018 Ed Block Training Staff of the Year. The honor is given to one training staff each season for their distinguished service to their club, community and athletic training profession.
- McCracken received his Master's degree in kinesiology with an emphasis in sport pedagogy from Louisiana State in 2015 while serving as a graduate assistant for the men's tennis and men's and women's track and field teams. He received his undergraduate degree in athletic training from George Mason University in 2011.
- McCracken is a Certified Athletic Trainer, and a member of the National Athletic Trainers' Association and Professional Football Athletic Training Society. He is also a Certified Strength and Conditioning Specialist, and Certified Performance Enhancement Specialist. He is also a licensed Active Release Therapy provider.
- McCracken and his wife, Natalie, have one son, Vincent. The family resides in Leesburg, Virginia.

Jeff Ruiz
Assistant Athletic Trainer

1st NFL Season/1st Washington

- Jeff Ruiz is a physical therapist who is a dual board-certified specialist in sports and orthopaedics.
- Prior to joining the Washington Football Team he served as the Director of Rehabilitation for the University of Miami athletic training department. As the Director of Rehabilitation, Ruiz worked with all sports with a primary focus on football. In addition to his duties, he served as an assistant strength coach for Track and Field and worked closely with the strength staff across all sports.
- Prior to his work as a physical therapist, Ruiz was a personal trainer and strength coach for several years. He is a Certified Strength and Conditioning Specialist, USAW L-1 Sports Performance Coach, and Track and Field Technical Coach. He also served as associate program director in the Sports Physical Therapy Residency and as faculty for the Orthopaedic Physical Therapy Residency Program. Ruiz has conducted research in the field of injury prevention and rehabilitation, and published articles on several musculoskeletal pathologies.
- A Miami native, Jeff is a two-time graduate of the University of Miami, earning a dual bachelor's of science in education in kinesiology and psychology in 2012 and a Doctorate of Physical Therapy in 2015. Following his completion of his Doctor of Physical Therapy degree (2015), Ruiz completed an Orthopaedic Physical Therapy residency at the University of Miami (2016).

Masahiro Takahagi
Assistant Athletic Trainer

7th NFL Season/4th Washington

- Masahiro "Hagi" Takahagi is entering his fourth season with Washington and his second as the team's Assistant Athletic Trainer.
- Takahagi oversees the team's state-of-the-art Recovery Center. The innovative center features photobiomoduation therapy, sensory deprivation orbs, cryotherapy and a dedicated space for sports vision training. He specializes in sports science to develop physical performance systems and programs to help players in daily recovery and over all athletic development.
- Prior to joining the organization, Takahagi spent eight years as an assistant athletic trainer for football and golf at Temple University. While at Temple, he was responsible for preventing, evaluating, treating, and rehabbing injuries to the Owls' football and men's golf teams.
- Takahagi served as a seasonal intern athletic trainer with Washington during the 2011-12 NFL season. He also served as a summer intern for the New Orleans Saints from 2006-08.
- Takahagi is a certified athletic trainer and holds several other certifications: National Registry Advanced Emergency Medical Technician (NRAEMT), Certified Strength and Conditioning Specialist (CSCS), Certified Personal Trainer (NSCA-CPT), Performance Enhancement Specialist (NASM-PES), Corrective Exercise Specialist (NASM-CES), Certified Active Release Techniques (ART), Certified Kinesio Taping Practitioner (CKTP), and Certified Graston Techniques Practitioner. He is a member of the National Athletic Trainers' Association.
- Takahagi is a 2008 graduate of Methodist University where he received a bachelor's degree in athletic training and sports management. The Dean's List student earned a master's degree in higher education with a concentration in sports management from Auburn University in 2011 while working as a graduate assistant athletic trainer with the 2010 BCS National Champion football team. In 2019, he earned his Doctor of Athletic Training degree from Temple.

Dr. Barbara Roberts
Director of Mental Wellness and Clinical Services

- Dr. Barbara Roberts is a licensed clinical psychologist and brings an extensive history of experience with professional athletes. She is entering her first full-time season with Washington.
- Dr. Roberts incorporates a proactive approach to handling mental health and focuses on the development of a foundation for mental wellness and its impact on overall health and performance.
- She builds a system based on mental health activities that will focus on specific coping mechanisms as well as different mental behaviors that can compromise those mechanisms.
- Dr. Roberts is a former Clinical Associate Professor, Department of Psychiatry, Georgetown University Medical Center and remains a member of the Adjunct Faculty. She also served in the White House Office of National Drug Control Policy as a Senior Policy Analyst and Coordinator for Health Policy.
- She has B.A. and M.A. degrees in Psychology from Fisk University. She earned her Ph.D. from The University of Oklahoma, Norman, Oklahoma.

Chad Englehart
Head Strength and Conditioning

DOB: June 5, 1981, in New Orleans, La. 12th NFL Season/12th Washington

Football Timeline		
2006	Head Strength & Conditioning	Univ. of New Orleans
2007	Head Strength & Conditioning	HS2 Ath. Performance (La.)
2008	Strength & Conditioning Dir.	Xcel Sports Performance (La.)
2009	Head Strength & Conditioning	Florida Tuskers (UFL)
2010-16	Asst. Strength & Conditioning	Washington Football Team
2017-Pres.	Head Strength & Conditioning	Washington Football Team

- Chad Englehart is entering his 12th season with Washington and his fifth as the team's head strength and conditioning coach in 2021 after being promoted to the role during the 2017 offseason. He initially joined the team as an assistant strength and conditioning coach on February 26, 2010.
- Prior to joining Washington, Englehart served as the head strength and conditioning coach with the Florida Tuskers of the United Football League in 2009.
- In 2008, Englehart served as director of strength and conditioning at Xcel Sports Performance in Louisiana. Before that, he was head strength and conditioning coach in 2007 at HS2 Athletic Performance in Mandeville, La., and at the University of New Orleans in 2006.
- Englehart holds a Master's degree in human movement with a concentration in corrective exercise from A.T. Still University. He also holds a bachelor's degree in kinesiology with a concentration in exercise science from Southeastern Louisiana University. He is a certified strength and conditioning specialist with the National Strength and Condition Association and is a Performance Enhancement Specialist and Corrective Exercise Specialist with the National Academy of Sports Medicine (NASM).
- Englehart also holds certifications with USA Weightlifting and USA Track and Field, Functional Movement Screen and TRX Suspension Training certifications as well as a Fitness Nutrition Specialist certification from the NASM and a 3DMAPS (3D Movement Analysis and Performance System) certification from Gray Institute.
- Englehart and his wife, Lyndsey, have two daughters, Blair and Elise.

Kavan Latham
Assistant Strength and Conditioning

DOB: December 5, 1988 in Delran, N.J. 9th NFL Season/6th Washington

Football Timeline		
2007-10	Defensive Tackle	College of New Jersey
2011-12	Assistant Coach	College of New Jersey
2011	Strength & Conditioning Intern	Rutgers
2012	Strength & Conditioning Intern	St. Joseph's
2012	Strength & Conditioning Intern	Temple
2013	Strength & Conditioning Intern	Washington Football Team
2014	Strength & Conditioning Intern	New York Jets
2015-16	Asst. Strength & Conditioning	New York Jets
2017-Pres.	Asst. Strength & Conditioning	Washington

- Kavan Latham enters his ninth NFL season and sixth season with the Washington strength and conditioning staff in 2021.
- Latham returned to Washington as an assistant strength and conditioning coach on January 23, 2017, after previously serving as a strength and conditioning intern for the team in 2013.
- Before returning to Washington, Latham spent three seasons with the New York Jets, first serving as a strength and conditioning intern in 2014. He was then hired as an assistant strength and conditioning coach during Todd Bowles' first season in New York, a 10-6 campaign in 2015.
- Latham is a Certified Strength & Conditioning Specialist (CSCS) and USA Weightlifting Level 1 Sports Performance Coach (USAW). He also holds Precision Nutrition Level 1 (Pn1) and Fascial Stretch Therapy Level 1 (FST1) certifications.
- Prior to entering the NFL, Latham completed strength and conditioning internships at Rutgers (2011), St. Joseph's (2012) and Temple (2012). In addition, he contributed as an assistant coach at his alma mater, The College of New Jersey, during those two years.
- In addition to playing four years as a defensive tackle at The College of New Jersey from 2007-10, Latham also competed in the discus, hammer throw and shot put during his college career. He earned his bachelor's degree in health and exercise science. He married his wife, Sara, in March 2018.

Brett Nenaber
Director of Player Performance

DOB: January 28, 1985, in Tempe, Ariz. 9th NFL Season/2nd Washington

Football Timeline		
2010-12	Graduate Assistant	Arizona State University
2013-14	Strength and Conditioning Intern	Carolina Panthers
2014-15	Assistant Strength and Conditioning	Carolina Panthers
2015-19	Athletic Performance Analyst	Carolina Panthers
2020-Pres.	Director of Athletic Performance	Washington Football Team

- Brett Nenaber is entering his ninth season and second with Washington in 2021 as director of player performance.
- An NFL athletic performance professional, Nenaber has served in a variety of roles with the Carolina Panthers, including athletic performance analyst (2015-19), assistant strength and conditioning coach (2014-15) and strength and conditioning intern (2013-14).
- Prior to working in the NFL, Nenaber spent two years with Arizona State University, serving as a graduate assistant with the strength and conditioning staff (2010-12). He also spent time with the Red Bull Racing Team, serving as a pit crew member for two years (2008-09).
- Nenaber received his bachelor's and master's degrees from Arizona State University, majoring in Interdisciplinary studies and Exercise and Wellness, respectively.

Jake Sankal
Asst. Strength and Conditioning/Nutritionist

DOB: September 6, 1985 in Mentor, Ohio 4th NFL Season/2nd Washington

Football Timeline		
2009	Strength and Conditioning Intern	Cleveland Indians
2010-15	Strength and Conditioning Coach	Cleveland Indians
2016-Pres	Asst. Strength and Conditioning/Nutritionist	Washington Football Team

- Jake Sankal is entering his sixth NFL season with Washington in 2021 after joining the team as an assistant strength and conditioning coach and team nutritionist during the 2016 offseason.
- Prior to joining Washington, Sankal worked as a strength and conditioning coach in the Cleveland Indians organization. His tenure with the organization from 2010-15 included stints with the Mahoning Valley Scrappers (A), Kinston Indians (A), Carolina Mudcats (A) and three seasons with the Akron RubberDucks (AA).
- Sankal is a Registered Dietitian and holds certifications with USA Weightlifting and the National Strength and Conditioning Association as a Registered Strength and Conditioning Coach (RSCC) and Certified Strength and Conditioning Specialist (CSCS).
- Sankal initially earned his bachelor's degree in history from the College of Wooster, where he played baseball and helped guide the program to the NCAA Division III Tournament in all four seasons of his collegiate career. In addition, he holds a bachelor's degree in dietetics from the University of Northern Colorado and a Master's degree in exercise science from Cleveland State University.
- He currently resides in Ashburn, Va., with his wife, Amanda and daughter, Emma.

TEAM DOCTORS

Anthony Casolaro MD
Chief Medical Officer/Internal Medicine

- Dr. Anthony Casolaro has worked with Washington since 1999 where he started as an assistant team physician. He has been Head Team Physician for 14 years and was recently named the club's Chief Medical Officer/Internal Medicine.
- He has served on the NFL Health & Safety Committee as well as Head, Neck & Spine Committee for the past decade.
- Dr. Casolaro received his undergraduate degree from the University of Virginia and his medical degree from Georgetown University.
- He completed his Internal Medicine training at Grady Memorial Hospital and Emory University. He received his Pulmonary Desease training as a recipient of a National Research Service Award at the National Institutes of Health.
- Subsequently he was Clinical Chief of the Pulmonary Branch at the National Institutes of Health.
- He is a Fellow of the American College of Physicians and is a Clinical Associate Professor of Medicine at Georgetown University.

Chris Annunziata MD
Head Team Physician/Orthopedics

- Originally from New Haven, Connecticut, Dr. Christopher Annunziata was drawn to the field of orthopedics because of the opportunity it would give him to care for individuals of all ages and to restore or enhance the function of people with injury or chronic musculoskeletal ailments. Dr. Annunziata earned a B.S from Boston College before graduating with his medical degree from Georgetown University in Washington, DC. He completed an orthopedic surgery residency at Georgetown University Medical Center and went on to complete a fellowship in Sports Medicine/Knee and Shoulder Surgery at the University of Pittsburgh Sports Medicine Center.
- With a special interest in sports medicine, Dr. Annunziata enjoys helping athletes return to their sport after an injury. He also enjoys educating and advising patients of all ages about their musculoskeletal health. In addition to sports related injuries, Dr. Annunziata treats complex problems of the shoulder, elbow, knee, and ankle, performs all types of ligament reconstruction, osteotomies, arthroplasty of the shoulder, and a complete array of arthroscopic surgeries.
- Active in the academics of sports medicine, Dr. Annunziata is a Clinical Assistant Professor in the Georgetown University Department of Orthopaedic Surgery where he received the Peter Kenmore Award for Excellence In Resident Education in 2002 and 2009. He also carries his love for sports medicine into the community where he serves as Chief Medical Officer for DC United, orthopedic team physician for the Washington Football Team, consultant for US Men's and Women's Soccer Teams as well as for the Washington Ballet. Dr. Annunziata is a member of the NFL Team Physician Society, Professional Soccer Physician Society, American Academy of Orthopedic Surgeons, American Orthopaedic Society for Sports Medicine, Arthroscopy Association of North America as well as many local sports medicine societies.
- Dr. Annunziata is married to Christina Annunziata, MD, PhD who serves as a clinical investigator at the National Cancer Institute. They are the proud parents of two boys, Nicholas and Frankie. In his leisure time, Dr. Annunziata participates in ice hockey, softball and running.

Additional Medical Team

Johnathan Bernard, MD, MPH
Team Physician Orthopedics

David J. Novak, MD
Team Physician Orthopedics

Dr. Andrew Parker, MD Team
Physician Orthopedics



Michael Antonis MD
Team Physician
Primary Care Sports Medicine

Keith Smithson OD
Team Optometrist

Chad Kasperowski DMD
Team Dentist

Sid Chandela MD
Team Neurological Consultant

Emily Caster Psy. D
Team Clinical Neuropsychologist

EQUIPMENT STAFF

Drew Hampton
Head Equipment Manager

1st Washington/ 17th NFL Season

- Drew Hampton joined Washington as the Head Equipment Manager in March of 2021.
- Drew comes to WFT after five seasons as Director of Equipment Operations for University of Maryland Football. In his role, he helped design the locker room and equipment room in the Terps Cole Field House.
- Prior to his work at Maryland, Drew spent two seasons at Western Kentucky University from 2013-2015. In his first season with the Hilltoppers, Hampton helped oversee a complete redesign of the Hilltoppers' on-field image including new jerseys through Russel Athletic as well as the introduction of a chrome helmet for the first time.
- Hampton was the equipment manager of the Jaguars from 1997-2012. In 2004, Hampton was named the NFL's 'Equipment Manager of the Year' as voted on by his peers and was given the Whitey Zimmerman Award for the honor.
- Before arriving in Jacksonville, Hampton worked in the New York Jets' equipment room on a part-time and full-time basis since he was 13. Hampton's father, Bill Hampton, was the legendary manager of the Jets over a 36-year career before retiring in 2002. Hampton's brother Clay currently serves as the Senior Director of Football Operations for the Texans.
- A native of Long Island, N.Y., Hampton and his wife Janine have three daughters: Paige, Peyton and Haley.

Drew Curls
Assistant Equipment Manager

6th NFL Season/6th Washington

- Drew Curls is entering his sixth NFL season and his fifth with Washington after joining the team on a full-time basis during the 2017 offseason. Curls was promoted to assistant equipment manager during the 2019 offseason.
- Curls is responsible for handling equipment-related details for practices, pregame activities as well as overseeing all footwear, uniform maintenance and fitting of helmets.
- Curls previously served as a seasonal assistant for the department during the 2016 season prior to joining Washington full-time in 2017. His background also includes experience in professional baseball, including working as a clubhouse assistant for the Philadelphia Phillies during spring training for eight years from 2009-17 as well as serving as Clubhouse Manager for the Class-A Dunedin Blue Jays in early 2017.
- Curls earned his degree in sport management from Florida State in 2015. During his time in Tallahassee, he served as a student football equipment manager for the Seminoles for the 2014-15 seasons.
- Curls is a native of Clearwater, Fla.

Connor Vincent
Equipment Assistant

5th NFL Season/5th Washington

- Connor Vincent is entering his fifth season as a full-time equipment assistant for Washington in 2020 after spending 2017 as a full-season intern. Vincent also assisted the department on a part-time basis during the team's 2014-16 campaigns.
- Vincent is responsible for assisting with equipment and helmet maintenance along with football preparation.
- Vincent first joined Washington as a seasonal equipment intern in 2014, helping the team at various times while completing his undergraduate studies. In 2017, he served as the team's full season equipment intern, helping in a number of capacities that included but were not limited to laundering, distribution of apparel, practice setup and more.
- Vincent earned his bachelor's degree in business administration and management from Christopher Newport University in 2017. He is a native of Ashburn, Va., and attended the city's Briar Woods H.S., roughly seven miles from Washington headquarters.

Justin Brooks
Equipment Assistant

5th NFL Season/3rd Washington

- Justin Brooks is entering his third season as a full-time equipment assistant for Washington in 2021 after spending 2018 as a year-long intern for the San Francisco 49ers equipment staff. Brooks also spent the 2017 season as a staff assistant with the Miami Dolphins equipment department.
- Brooks is responsible for assisting with equipment and helmet fittings along with football preparation and field setup. He also assists in placing annual equipment orders as well as performs weekly mandated scans for helmets pads and cleats to accurately record what individual players are wearing.
- Brooks assembles all player game day packs which include all pregame apparel. He also prepares all kicking balls for practice on game day.
- Brooks is also in charge of the equipment department internship program.
- Prior to joining Washington, Brooks performed a variety of equipment related tasks with the 49ers and Dolphins prior to joining Washington staff in the 2019 offseason.
- Brooks double majored in finance and sports management at the University of Delaware and graduated in the spring of 2017.
- Brooks is a native of Newton, Mass.

FOOTBALL VIDEO

Mike Braken
Video Director

23rd NFL Season/22nd Washington

- Mike Bracken is entering his 23rd season with Washington and his 18th as the head of the video department in 2021. His responsibilities include overseeing the daily operations, including assisting the coaching and scouting staffs with game tape and player highlights. Bracken conducts the editing of video from all practices and games, produces "cut-ups" of upcoming opponents, and creates highlight tapes for use in meetings throughout the season. He is also in charge of purchasing and maintaining video and digital equipment.
- Bracken joined Washington after serving as video coordinator for the University of South Carolina men's basketball team for the 1999-2000 season and the University of Southern California men's basketball and football teams in 1998. He originally entered the National Football League as a video intern with the Philadelphia Eagles (1997-98).
- Bracken graduated from Lycoming College where he played defensive back and helped his team to two conference titles. A native of Clifton Heights, Pa., Bracken and his wife, Dawn Marie, have three children: daughter, Erin Marie, and sons, Tripp and Aidan. The family resides in Leesburg, Va.

Mike Adams
Assistant Video Director

12th NFL Season/12th Washington

- Mike Adams enters his 12th NFL season in 2020 as assistant video director for Washington. Adams is responsible for filming and editing all of Washington's games and practices in addition to working with the defense to create cutups and reports for upcoming opponents.
- Adams started as an intern in the video department during the 2010 season before joining the staff on a full-time basis in 2011. Prior to joining Washington, he attended Howard University from 2005-10, where he played football for four years.
- As a senior at Howard, he worked as a coaching assistant, handling video for the football team. He graduated with a bachelor's degree in business management and he is currently working towards a masters in sports industry management from Georgetown University.
- In 2013, Adams started Driven By Our Ambitions (DBOA), a non-profit organization that merges football, academic and life skills for underprivileged youth. The organization has staged camps in Washington D.C. and Georgia in recent years, including participation from several Washington players and coaches. Adams is a native of Marietta, Ga.

Julian Hines
Video Assistant

8th NFL Season/7th Washington

- Julian Hines is entering his eighth NFL season and his seventh with Washington as a video assistant in 2020.
- Hines is responsible for recording practices and providing video to coaches, as well as editing and producing the team's highlight reel.
- Hines joined Washington during the 2015 offseason. Prior to joining the team, Hines worked as an intern in the Philadelphia Eagles' video department during the 2014 season.
- Hines earned his bachelor's degree in physical education with a concentration in coaching from Alabama State University. During his college career, he served as an assistant video coordinator for the football program for three years. Hines was born and raised in Oxon Hill, Maryland.

Will Krom
Video Assistant

7th NFL Season/5th Washington

- Will Krom is entering his fifth full NFL season with Washington in 2020 after joining the team as a video assistant on a full-time basis during the 2019 offseason.
- In this role, Krom is responsible for filming and editing all of Washington's games and practices and assisting the team's coaching staff with miscellaneous video tasks.
- Prior to joining the video staff on a full-time basis, Krom worked as a seasonal intern with the Los Angeles Chargers in 2018 and was a seasonal video assistant with the Los Angeles Rams in 2017. Prior to his move to Los Angeles, Krom interned with Washington video department in 2015-16.
- Krom attended Indiana University of Pennslyvania from 2011-13 and went on to graduate from George Mason University with a bachelor of arts in film and video studies.
- Krom was born in San Antonio, Texas and was raised in Fairfax, Va.

FOOTBALL SUPPORT STAFF

Malcolm Blacken
Senior Director Player Development

25th NFL Season/16th Washington

- Malcolm Blacken is entering his second season as Senior Director of Player Development after serving seven seasons as Director of Player Development for Washington. Blacken was named to the elevated position on January 9, 2020.
- Blacken's hiring served to start his third stint with Washington after having previously served as a strength and conditioning coach for Washington on two occasions (1996-2000 and 2010). In his last season in Washington in 2010, Blacken was responsible for assisting with all aspects of the Washington strength and conditioning program.
- In his current role, Blacken guides the development and education of Washington players as it pertains to both their personal and professional lives. His guidance covers topics including but not limited to: financial education; healthy and unhealthy relationships; total wellness and mental health; league policies on substance abuse, performance enhancing drugs and personal conduct; social responsibility; social media; decision making; stress and time management; team history and tradition; and the expectations of being a player in the National Football League.
- In addition, Blacken works hand-in-hand with Washington 's Charitable Foundation and was a principal figure in instituting the team's Rookie Community Club, which annually takes the team's rookies and immediately integrates them into the Washington, D.C. area community through a series of service efforts. He also provides assistance with continuing education and offers guidance for players' academic pursuits.
- From 2011-12, Blacken served as Director of Speed, Strength & Conditioning for the University of Colorado. He worked directly with the football program on a day-to-day basis while overseeing the speed, strength and conditioning needs of all 16 of Colorado's varsity programs.
- In between his first two stops in Washington, Blacken spent nine years as the Detroit Lions' strength and conditioning coach from 2001-09. Blacken was an assistant strength coach for the University of Virginia's football program in 1995 and worked with all other sports in the Cavaliers' athletic department as well. For three years (1992-94), Blacken served as the head strength and conditioning coach for George Mason University, where he oversaw the program for all of the university's varsity sports.
- Blacken began his coaching career at the University of South Carolina in 1990-91 as the football program's assistant strength and conditioning coach.
- Blacken graduated from Virginia Tech in 1989 with bachelor's degrees in art and physical education. He was a Hokies running back from 1984-88 and was a four-time letter winner. While at Virginia Tech, Blacken was a two-time winner of the Super Iron Hokie Award (1987-88), which is given yearly to the football program's strongest player at each position.
- Off the field, Blacken is an accomplished artist whose paintings have been displayed across the country. Recently, he participated in the 2016 NFLPA Smocks and Jocks art auction in Houston for Super Bowl LI and the 2019 NFLPA Smocks and Jocks art auction in Atlanta for Super Bowl LIII, with proceeds donated to the retired players fund. More about Blacken's art can be accessed by visiting ArtByMalcolm.com.
- Blacken currently resides in Ashburn, Va., with his wife, Marcy. The couple has two children, Maya and Bo.

Bryan Porter
Director of Football Operations

19th NFL Season/1st Washington

- Bryan Porter is in his 19th season in the NFL and first in Washington as director of football operations after being hired by the team in 2021. In his role, Porter directs the football operations team travel, budget, and supports the day-to-day logistics in the department.
- Porter was the football operations manager with the Carolina Panthers from 2011-17, where he planned and executed all travel, including bus and hotel contracts, while also managing training camp operations.
- Prior to his promotion to manager, Porter was the Panthers' football operations coordinator from 2006-11 and operations assistant from 2003-06. He worked as a team equipment intern in 2001 and 2002 after starting as an intern with the public relations department in the spring of 2001.
- Porter played football at Guilford College from 1996-99. He earned his undergraduate degree from N.C. State in business management in 2001.
- Porter and his wife, Nicki, have two children, Davis and Henry.

Diana Hymowitz
Football Administration Assistant

3rd NFL Season/2nd Washington

- Diana Hymowitz is entering her third NFL season, second in Washington and first as football administration assistant after taking the role in 2021.
- In her new role, Hymowitz works on various projects and assists with the day-to-day tasks within football administration while also continuing to provide support to football operations and player development. She also assists with the implementation and execution of contracts.
- Prior to Washington, Hymowitz had stops with Major League Baseball and the Tampa Bay Buccaneers as a seasonal team operations assistant.
- Hymowitz graduated from SUNY Albany where she majored in communications with a minor in business. She also served as the assistant director of operations at the university.
- She will be attending law school in the future.

Matt Peterson
Football Operations Assistant

2nd NFL Season/2nd Washington

- Matt Peterson is entering his second season as Football Operations Assistant with the Washington Football Team.
- Peterson assists the director of football operations in a variety of ways, including team related travel and day-to day operations of the team.
- Prior to Washington, Peterson was the assistant athletic director at the University of Montana Western where he assisted with donor relations and all game day operations.
- Peterson graduated from Gonzaga University with a degree in Sports Management in 2017 and received his masters in Athletic Administration in 2019.
- Peterson is a native Pullman, Washington and currently resides in Northern, Virgina.

PLAYERS

JONATHAN ALLEN
Defensive Tackle

93

6-3	300	5th Season

January 16, 1995 (26)

Ashburn, Va.

University of Alabama

2017 1st Round (17)

Career Highlights

Allen was named Washington's nominee for the Walter Payton NFL Man of the Year Award in 2019. The award recognizes an NFL player for outstanding community service activities off the field as well as excellence off the field. Allen was selected for his deep commitment to the community. He has participated in a number of events hosted by the Washington Football Charitable Foundation such as Dreams for Kids DC. He also works closely with Sasha Bruce Youthwork (SBY), a nonprofit that helps homeless youth find safe homes, maintain their health and explore opportunities in education and careers.

Notched a safety in Week 7 of 2020 against Dallas, the first for Washington since 2015.

Tallied 192 tackles in 2020, the most amongst defensive tackles since 2018.

His 45 quarterback hits rank fourth-most through four seasons for a Washington player and his 21 tackles for loss rank fifth-most through four seasons for a Washington player.

Became the fourth player for Washington to record at least 17.0 sacks and 45 quarterback hits through their first four seasons, joining Preston Smith, Ryan Kerrigan and Brian Orakpo.

His two fumble recoveries are tied for the most for a defensive tackle through four seasons.

Tallied 30 stops in 2020, tied for the third-most among interior defensive lineman, according to Pro Football Focus.

Graded the top interior defensive lineman from Weeks 9-12 of 2020 with a 91.3 grade by Pro Football Focus.

Year-by-Year

2020 (WAS)
Started all 16 games , recorded 63 tackles (36 solo), 2.0 sacks, 14 quarterback hits, three tackles for loss and a fumble recovery.

2019 (WAS)
Started in all 15 games that he appeared in, totaling a career-high 68 tackles (46 solo).

Added six total sacks, one pass defensed and seven tackles for loss.

2018 (WAS)
Started all 16 games, totaling 61 tackles (35 solo), 11 tackles for loss and eight sacks.

Started all 16 games after he was sidelined the previous year with a Lisfranc injury.

2017 (WAS)
Started all five games in which he played, tallying 10 tackles (three solo) and a sack

College

Played collegiately at Alabama from 2013-16, appearing in 57 career games. Recorded 154 career tackles (78 solo), 45.0 tackles for loss, 28.5 sacks, seven pass breakups and three forced fumbles.

His 28.5 career sacks rank second in Alabama history, trailing only College and Pro Football Hall of Famer Derrick Thomas.

Personal

High School - Attended Stone Bridge H.S. in Ashburn, Va., approximately five miles away from Washington team headquarters.

Highlights - Posted 119 tackles with nine sacks, six fumble recoveries, eight pass breakups, six blocked kicks and had seven pass breakups as a senior in 2012.

Family - Son of Richard Allen.

@jonallen93_

@jonallen93

Jonathan Allen

Career Defensive/Fumble Stats																
Year	Team	G	GS	Tack	Asst	Sacks	Yds	INT	Yds	Lg	TD	PD	QBH	TFL	FF	FR
2017	WAS	5	5	3	7	1.0	7.0	0	0	0	0	0	6	0	0	0
2018	WAS	16	16	35	26	8.0	61.0	0	0	0	0	0	15	11	0	0
2019	WAS	15	15	46	22	6.0	41.5	0	0	0	0	1	10	7	0	1
2020	WAS	16	16	36	27	2.0	14.5	0	0	0	0	0	14	3	0	1
Career Totals																
Totals		**52**	**52**	**120**	**82**	**17.0**	**124.0**	**0**	**0**	**-**	**0**	**1**	**45**	**21**	**0**	**2**
Postseason																
2020	**NFL**	1	1	0	1	0.0	0.0	0	0	0	0	0	2	0	0	0
Totals		**1**	**1**	**0**	**1**	**0.0**	**0.0**	**0**	**0**	**0**	**0**	**0**	**2**	**0**	**0**	**0**

Single-Season Career Highs		
Games	16	2018, 2020
Sacks	8	2018
Sack Yds.	61	2018
TFL	11	2018
Tackles	68	2019
INT	--	--
PD	1	2019
FF	--	--
FR	1	2019, 2020
QBH	15	2018

Single-Game Career Highs		
Sacks	2	3x, Oct. 13, 2019 at MIA
Sack Yds.	15	Dec. 16, 2018 at JAX
TFL	3	Dec. 16, 2018 at JAX
Tackles	7	2x, last Dec. 29, 2019 at DAL
INT	--	--
PD	1	Oct. 13, 2019 at MIA
FF	--	--
FR	1	2x, Nov. 26, 2020 at DAL
QBH	3	3x, last Dec. 13, 2020 at SF

Transactions			
Date	From Team	To Team	Description
04/27/2020	Washington	Washington	team exercises option
05/11/2017	Washington	Washington	signed/draft choice

KYLE ALLEN
Quarterback

8

6-3	210	4th Season

March 8, 1996 (25)

Scottsdale, Ariz.

University of Houston

T - Carolina '20

Career Highlights

Started in four contests in 2020, completing 60-of-87 passes (69.0 percent), four touchdowns, an interception and a 99.3 passer rating.

Also rushed seven times for 26 yards and a touchdown.

Ran for a touchdown in his first-career start for Washington in Week 5 against the Rams.

Completed 75 percent of his passes in Week 6 against the Giants, the fourth-highest mark in a single game for a Washington quarterback all-time (min. 40 attempts).

College

Played in five games with three starts for Houston in 2017. Threw for 751 yards with four touchdowns in only season with Houston in 2017.

Broke the Houston single-game completion percentage record at 93.9 on 31-33 passing in win over Rice (9/16/17).

Spent the 2014 and 2015 seasons at Texas A&M.

Led Texas A&M in sophomore season in passing and total offense, completing 160-of-283 passes for 2,210 yards and 17 touchdowns against seven interceptions, becoming the eighth quarterback in Texas A&M history to pass for 2,000 yards and 15 touchdowns in a season.

Personal

High School - Attended Desert Mountain H.S. in Scottsdale, Ariz

Highlights - Rated the nation's top quarterback in 2014 by ESPN, Rivals, Scout and 247Sports after throwing for more than 8,000 yards and 86 touchdowns over his high school career.

Year-by-Year

2020 (WAS)
Was active but did not appear in Weeks 1-4. Started in all of the four games played. Completed 60-of-87 passes (69.0 pct.) for 610 yards and 4 TDs for a QB rating of 99.3. Had 7 carriers for 26 yards (3.7 avg.) and one TD.

2019 (CAR)
Started in 12 of 13 games of the season and completed 303-of-489 passes for 3,322 yards with 17 touchdowns and 16 interceptions for an 80.0 passer rating.

Threw for 19-of-26 passes for 261 yards with a career-high four touchdowns for a 144.4 passer rating in win at ARI (9/22).

Connected on 20-of-32 passes for 227 yards with two touchdowns for a 104.6 passer rating in a win at TB (10/13).

Completed 28-of-43 pass attempts for 307 yards and one touchdown and one interception for a passer rating of 84.2 at GB (11/10).

2018 (CAR)
Spent time on Carolina's practice squad before being signed to the active roster on Dec. 20, backing up current Washington QB Taylor Heinicke.

Played in first career game, completing 4-of-4 passes for 38 yards against ATL (12/22).

Notched first career start in a win at NO (12/30), becoming the seventh rookie quarterback with a start in Panthers history as he threw for 228 yards and two touchdowns for a 111.3 rating.

@KyleAllen_10

@kyle_allen

Kyle Allen

Career Passing Stats																
Year	Team	G	GS	Att	Cmp	Pct	Yds	Y/A	TD	TD%	Int	Int%	Lg	Sk	Lst	Rate
2018	CAR	2	1	31	20	64.5	266	8.6	2	6.5	0	0.0	53t	0	0	113.1
2019	CAR	13	12	489	303	62.0	3322	6.8	17	3.5	16	3.3	52t	46	397	80.0
2020	WAS	4	4	87	60	69.0	610	7.0	4	4.6	1	1.1	52t	7	44	99.3
Career Totals																
Totals		**19**	**17**	**607**	**383**	**63.1**	**4198**	**6.9**	**23**	**3.8**	**17**	**2.8**	**53t**	**53**	**441**	**84.4**

Career Rushing/Receiving Stats												
Year	Team	Att	Yds	Avg	Lg	TD	Rec	Yds	Avg	Lg	TD	ScrimYds
2018	CAR	5	19	3.8	10	1	0	0	-	-	0	19
2019	CAR	32	106	3.3	17t	2	0	0	-	-	0	106
2020	WAS	7	26	3.7	13	1	0	0	-	-	0	26
Career Totals												
Totals		**44**	**151**	**3.4**	**17t**	**4**	**0**	**0**	**-**	**-**	**0**	**151**

Single-Season Career Highs		
Games	13	2019
Starts	12	2019
Attempts	489	2019
Comp.	303	2019
Yards	3,322	2019
PCT.	69.0	2020
TD	17	2019
INT	16	2019
SACK	46	2019
RATE	113.1	2018
Rush Att.	32	2019
Yards	106	2019
TD	2	2019

Single-Game Career Highs		
Attempts	50	Nov. 17, 2019 vs. ATL
Comp.	33	Oct. 18, 2020 at NYG
Yards	325	Nov. 17, 2019 vs. ATL
PCT*	73.8	Oct. 18, 2020 at NYG
TD	4	Sept. 22, 2019 at ARI
INT	4	Nov. 17, 2019 vs. ATL
SACK	7	2x, last Dec. 1, 2019 vs. WAS
RATE	144.4	Sept. 22, 2019 at ARI
Rush Att.	6	Dec. 8, 2019 at ATL
Yards	25	Dec. 15, 2019 vs. SEA
TD	1	4x, last, Oct. 11, 2020 vs. LAR

***Min 15 attempts**

Transactions			
Date	From Team	To Team	Description
03/18/2021	Washington	Washington	re-signed/excl. FA (One-year contract)
03/23/2020	Carolina Panthers	Washington	traded (for 2020 fifth-round draft pick)
03/10/2020	Carolina Panthers	Carolina Panthers	re-signed/excl. FA (One-year contract)
09/01/2018	Carolina Panthers	Carolina Panthers	cut
04/30/2018	Carolina Panthers	Carolina Panthers	signed

TROY APKE
Safety

30

6-1	205	4th Season

April 11, 1995 (26)

Pittsburgh, Pa.

Penn State

2018 4th Round (109)

College

Played collegiately at Penn State from 2014-17, appearing in 44 career games and compiling 111 tackles (63 solo), six pass breakups, 3.0 tackles for los two interceptions and a forced fumble.

Appeared in 14 games with 13 starts as a senior, collecting 55 tackles (36 solo), five pass breakups and an interception en route to honorable mention All-Big Ten honors.

Appeared in 14 games as a junior, recording 28 tackles (11 solo) and an interception.

As a sophomore in 2015, played in 13 games and was a key contributor on special teams in addition to posting 26 tackles (14 solo) and a pass breakup on defense.

Played in six games as a freshman, participating on all special teams units.

Year-by-Year

2020 (WAS)
Played in 16 games (7 started) and recorded 31 tackles (24 solo) with an interception along with 4 passes defensed.

2019 (WAS)
Saw action in 15 games with two starts and recorded 15 tackles (13 solo) and notched first career interception along with two passes defensed.

2018 (WAS)
Appeared in two games during his rookie season.

Personal

High School - Mt. Lebanon H.S. in Pittsburgh, Pa.

Highlights - Recorded 40 catches for 728 yards and seven receiving touchdowns as a senior... Garnered second-team Class AAAA all-state, first-team all-conference and Pittsburgh Post-Gazette South Fab 22 honors as a junior after setting school records for receiving yards (1,048) and receiving touchdowns (13)

Family - Son of Steven and Susan Apke.

@Traps_5

@traps28

Troy Apke

Career Defensive/Fumble Stats																
Year	Team	G	GS	Tack	Asst	Sacks	Yds	INT	Yds	Lg	TD	PD	QBH	TFL	FF	FR
2018	WAS	2	0	0	0	0.0	0.0	0	0	0	0	0	0	0	0	0
2019	WAS	15	2	13	2	0.0	0.0	1	33	33	0	2	0	2	0	0
2020	WAS	16	7	24	7	0.0	0.0	0	0	0	0	2	0	0	0	0
Career Totals																
Totals		**33**	**9**	**37**	**9**	**0.0**	**0.0**	**1**	**33**	**33**	**0**	**4**	**0**	**2**	**0**	**0**
Postseason																
2020	WAS	1	0	0	0	0.0	0.0	0	0	0	0	0	0	0	0	0
Totals		**1**	**0**	**0**	**0**	**0.0**	**0.0**	**0**	**0**	**0**	**0**	**0**	**0**	**0**	**0**	**0**

Single-Season Career Highs		
Games	16	2020
Sacks	--	--
Sack Yds.	--	--
TFL	2	2019
Tackles	31	2020
INT	1	2019
PD	2	2019, 2020
FF	--	--
FR	--	--
QBH	--	--

Single-Game Career Highs		
Sacks	--	--
Sack Yds.	--	--
TFL	1	2x, last Nov. 3, 2019 at BUF
Tackles	8	Sept. 13, 2020 vs. PHI
INT	1	Oct. 20, 2019 vs. SF
PD	1	4x, last Oct. 4, 2020 vs. BAL
FF	--	--
FR	--	--
QBH	--	--

Transactions			
Date	From Team	To Team	Description
05/10/2018	Washington	Washington	signed/draft choice (Four-year contract)

JOHN BATES
Tight End

87

6-6	256	1st Season

November 6, 1997 (23)

Nyssa, Ore.

Boise State

2021 4th Round (124)

College

Played in 46 games and recorded 47 receptions for 579 yards and two scores.

Year-by-Year

2021 (WAS)
Was selected in the fourth round (No. 124 overall) of the 2021 NFL Draft.

Was the 497th selection made by Washington in the Common Draft era (since 1967) and the 49th fourth-round selection in the time frame. He is the 54th fourth-round selection by Washington all-time since the institution of the draft in 1936.

Was the fourth Boise State player selected by Washington in franchise history and first since 2011.

Was the first offensive player selected by Washington from Boise State in franchise history.

Bates was the third tight end selected by Washington in the fourth round and first since 1994.

Bates was the eighth player selected by Washington out of the Mountain West Conference in franchise history.

Personal

High School - Nyssa High School in Ore.

Highlights - Two-time Oregon 5A selection, named to the first team as a senior and to the second team as a junior. Named to Oregon 3A Second Team as a sophomore. Named to The Oregonian's All-State Second Team as a senior.

@jjohnbates

@jjohnbates

John Bates

Career Rushing/Receiving Stats															
Year	Team	G	GS	Att	Yds	Avg	Lg	TD	Rec	Yds	Avg	Lg	TD	Scrim	Fumble
2021	WAS	-	-	-	-	-	-	-	-	-	-	-	-	-	-
Career Totals															
Totals		-	-	-	-	-	-	-	-	-	-	-	-	-	-

Transactions			
Date	From Team	To Team	Description
05/14/21	Washington	Washington	signed/draft choice (Four-year contract)

JON BOSTIC
Linebacker

53

6-1	245	9th Season

May 5, 1991 (30)

Wellington, Fla.

University of Florida

FA - '19

Career Highlights

Logged a single-season career-high and team-leading 118 tackles (61 solo), 3.0 sacks for 19.0 yards, an interception, three passes defensed, six quarterback hits and six tackles for loss in 2020.

Became the first Washington linebacker to tally at least 3.0 sacks, an interception and three passes defensed in a season since Preston Smith in 2018 when he did so in 2019.

Tallied seven tackles, one pass defensed and his first fumble recovery since 2017 in his career-postseason debut.

Joined Marcus Washington (2006) as the only two linebackers in Washington history to record a playoff game with a pass defensed and a fumble recovery.

Recorded an interception in back-to-back seasons for the first time in his career. He became the first Washington linebacker to do so since Preston Smith in the 2017-18 seasons.

Posted six tackles for loss and an interception, becoming only the ninth linebacker to do so in a season, including teammate Cole Holcomb. It marks the first time two Washington linebackers did so in the same season.

College

Played collegiately at Florida, where he recorded 237 total tackles (155 solo), 19 tackles for loss, 7.5 sacks, seven passes defensed, five interceptions and two forced fumbles in 51 games (32 starts).

Started all 13 games for a second consecutive season during his senior year in 2012.

Year-by-Year

2020 (WAS)
Played in 16 games (15 starts), finishing with a single-season high 116 tackles (61 solo) adding one interception, three sacks, three passes defensed and 6 tackles for loss.

2019 (WAS)
Started in all 16 games at linebacker and finished with a single-season high 105 tackles (56 solo) while adding one interception, one sack, two passes defensed and three tackles for loss.

2018 (PIT)
Played in 16 games (14 starts), racking up 73 total tackles (46 solo), five tackles for loss, three passes defensed and 2.5 sacks.

2017 (IND)
Played and started in all 14 games in which he was active, before being placed on the Reserve/Injured list with a right knee injury... Recorded a 97 total tackles (57 solo), six tackles for loss, three passes defensed and a sack.

2016 (DET)
Spent the season on the Reserve/Injured list with a foot injury.

2015 (NE)
Started only one game in 2015, played in 11.

2014 (CHI)
Played in 13 games (eight starts), tallying 84 total tackles (58 solo), four tackles for loss and three passes defensed.

2013 (CHI)
Played in all 16 games (nine starts) in his rookie season.

Personal

High School - Palm Beach Central H.S. in Wellington, Fla.

Highlights - During his senior season, Bostic ran for 458 yards on 75 rush attempts with six touchdowns... Tallied over 100 tackles in his junior season.

Family - His father, Jon Bostic, was a defensive back for the Detroit Lions (1985-87), playing in 29 games.

@JonBostic

@JonBostic1

Jon Bostic

Career Defensive/Fumble Stats																
Year	Team	G	GS	Tack	Asst	Sacks	Yds	INT	Yds	Lg	TD	PD	QBH	TFL	FF	FR
2013	CHI	16	9	43	12	2.0	9.0	1	0	0	0	1	2	5	0	1
2014	CHI	13	8	58	26	0.0	0.0	0	0	0	0	3	0	4	0	0
2015	NE	11	1	0	1	0.0	0.0	0	0	0	0	0	1	0	0	0
2017	IND	14	14	57	40	1.0	3.0	0	0	0	0	3	2	6	0	1
2018	PIT	16	14	46	27	2.5	15.5	0	0	0	0	3	4	5	0	0
2019	WAS	16	16	56	49	1.0	0.0	1	26	26	0	2	6	3	0	0
2020	WAS	16	15	61	57	3.0	19.0	1	0	0	0	3	6	6	0	0
Career Totals																
Totals		**102**	**77**	**321**	**212**	**9.5**	**46.5**	**3**	**26**	**26**	**0**	**15**	**21**	**29**	**0**	**2**
Postseason																
2020	WAS	1	1	4	3	0.0	0.0	0	0	0	0	1	0	0	0	1
Totals		**1**	**1**	**4**	**3**	**0.0**	**0.0**	**0**	**0**	**0**	**0**	**1**	**0**	**0**	**0**	**1**

Single-Season Career Highs		
Games	16	2013, 18, 19, 20
Sacks	3	2020
Sack Yds.	19	2020
TFL	6	2020
Tackles	118	2020
INT	1	2013, 2019, 2020
PD	3	2020
FF	--	--
FR	1	2013, 2017
QBH	6	2019, 2020

Single-Game Career Highs		
Sacks	2	Dec. 1, 2013 at MIN
Sack Yds.	9	Dec. 1, 2013 at MIN
TFL	3	Oct. 29, 2017 at CIN
Tackles	14	Oct. 4, 2020 vs. BAL
INT	1	3x, Nov. 7, 2020 at PIT
PD	2	3x, last Sept. 24, 2018 at TB
FF	--	--
FR	1	2x, last Oct. 29, 2017 at CIN
QBH	3	Sept. 13, 2020 vs. PHI

Transactions			
Date	From Team	To Team	Description
03/18/2020	Washington	Washington	re-signed/unrest FA (Two-year contract)
05/22/2019	Pittsburgh	Washington	signed
04/27/2019	Pittsburgh	Pittsburgh	cut
03/18/2018	Indianapolis	Pittsburgh	signed/unrest FA (Two-year contract)
04/20/2017	Detroit	Indianapolis	signed/unrest FA
05/09/2016	New England	Detroit	traded (conditional draft pick)
09/29/2015	Chicago Bears	New England	traded (for undisclosed draft pick)
05/09/2013	Chicago Bears	Chicago Bears	signed/draft choice (Four-year contract)

DYAMI BROWN
Wide Receiver

2

6-0	185	1st Season

November 1, 1999 (21)

Charlotte, N.C.

University of North Carolina

2021 Third Round (82)

College

Brown recorded 55 receptions for 1,099 yards and eight touchdowns in 11 games with UNC in 2020.

Tied a school record with 12 receiving TDs in 2019 that also ranked tied for 12th nationally and second in the ACC.

In 2018, saw action in 10 games, starting six, at wide receiver. Caught 17 passes for 173 yards and a TD.

Year-by-Year

2021 (WAS)
Selected in the third round (No. 82 overall) of the 2021 NFL Draft.

Brown was the 496th selection made by Washington in the Common Draft era (since 1967) and the 39th third-round selection in that time frame. He is the 68th third-round selection by Washington all-time since the institution of the draft in 1936.

Brown was the 17th player selected out of the University of North Carolina in franchise history and the first Tar Heel selected by Washington since LB Cole Holcomb was selected in 2019.

Brown was the sixth wide receiver taken by Washington in the third round all-time and the first since the team selected Terry McLaurin in 2019. It is the fourth-consecutive year Washington has selected an offensive player in the third round.

Personal

High School - West Mecklenburg High School

Highlights - Listed as the No. 5 player in the state of North Carolina and the No. 32 overall wide receiver by ESPN.com and a member of the ESPN300

Family - Son of Charles Brown and Tamiko Patterson

@deuce2_

@ _dyamibrown

Dyami Brown

Career Rushing/Receiving Stats																
Year	Team	G	GS	Att	Yds	Avg	Lg	TD	Rec	Yds	Avg	Lg	TD	Scrim	Fumble	FR
2021	WAS	-	-	-	-	-	-	-	-	-	-	-	-	-	-	-
Career Totals																
Totals		-	-	-	-	-	-	-	-	-	-	-	-	-	-	-

Transactions			
Date	From Team	To Team	Description
05/14/21	Washington	Washington	signed/draft choice (Four-year contract)

DeANDRE CARTER
Wide Receiver

1

5-8	190	4th Season

April 10, 1993 (28)

San Jose, Calif.

Sacramento State

FA - '21

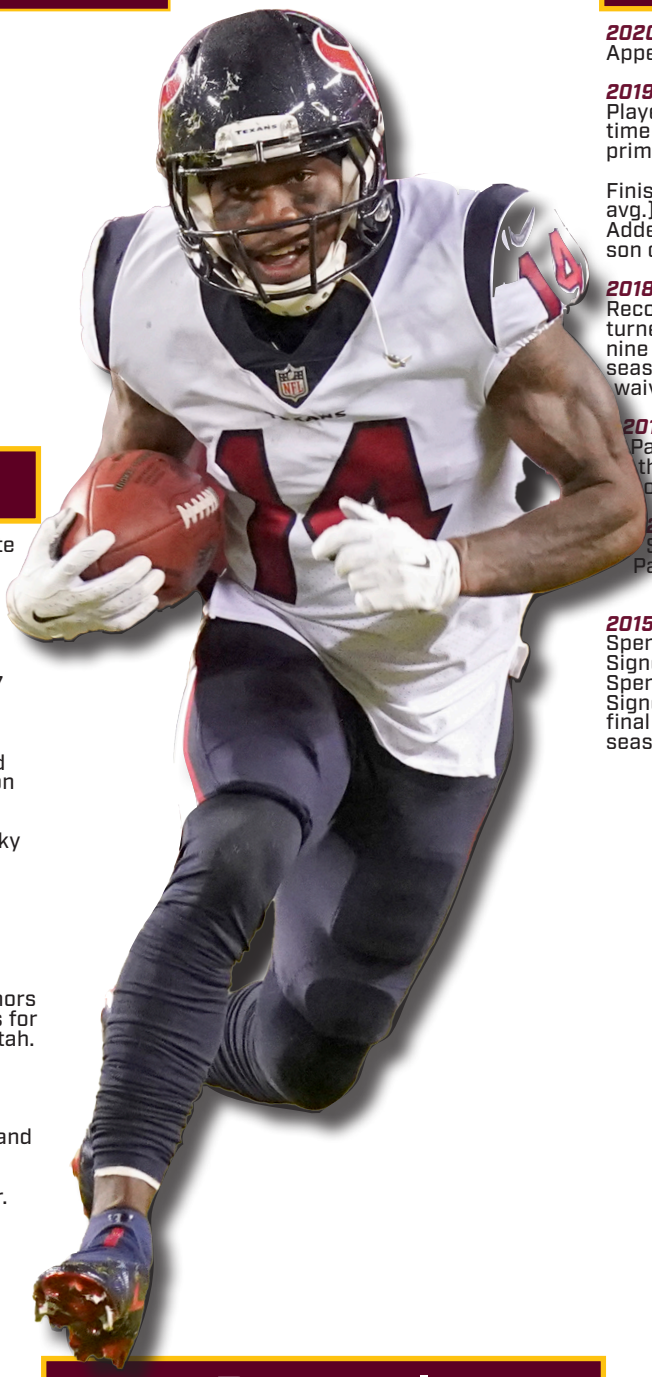

College

Played four seasons (2011-14) at California State University, Sacramento.

Caught 207 passes for 2,760 yards (13.3 avg.) and 35 touchdowns in 41 career games for the Hornets.

Returned 18 career kickoffs for 426 yards (23.7 avg.) and 10 punts for 125 yards (12.5 avg.) and one touchdown.

Earned All-America honors from the Associated Press and the FCS Athletic Directors Association as a senior in 2014.

Named the only unanimous first-team all-Big Sky selection in 2014.

Served as team captain as a senior.

Led the FCS with 99 receptions for 1,321 yards (13.3 avg.) and 17 touchdowns in 2014.

Earned FCS and Big Sky Player of the Week honors after recording a program-record 16 receptions for 273 yards and four touchdowns vs. Southern Utah.

Scored multiple touchdowns in six games as a senior.

Tallied 64 receptions for 934 yards (14.6 avg.) and 14 touchdowns as a junior in 2013.

Earned first-team all-Big Sky honors as a junior.

Personal

High School - Attended Washington High School in Fremont, Calif.

Highlights - Named third-team all-state, first-team all-East Bay and the Mission Valley Athletic League Offensive Player of the Year as a senior in 2010.

Year-by-Year

2020 (HOU/CHI)
Appeared in 13 Games.

2019 (HOU)
Played in all 16 games (three starts) for the first time in his career, serving as a wide receiver and the primary punt and kick returner.

Finished with 14 kickoff returns for 308 yards (22.0 avg.) and 22 punt returns for 214 yards (9.7 avg.). Added 11 receptions for 162 yards for a single-season career-high 14.7 yards per catch.

2018 (HOU)
Recorded 20 receptions for 195 yards (9.8 avg.), returned 16 punts for 146 yards (9.1 avg.) and returned nine kicks for 221 yards (24.6 avg.) in seven regular season games with Houston after being claimed off waivers by the Texans prior to Week 10.

2017 (SF)
Participated in the offseason and preseason with the 49ers. Spent the entirety of the 2017 season on the 49ers practice squad.

2016 (NE)
Spent the offseason and preseason with the Patriots.

2015 (OAK/NE)
Spent the offseason and preseason with the Ravens
Signed to the Raiders practice squad prior to Week 2
Spent Weeks 2-12 on the Raiders practice squad
Signed to the Patriots practice squad and spent the final four weeks of the regular season and both post-season contests on the practice squad.

@DCarter_2

@N/A

DeAndre Carter

Career Rushing/Receiving Stats															
Year	Team	G	GS	Att	Yds	Avg	Lg	TD	Rec	Yds	Avg	Lg	TD	Scrim	Fumble
2018	PHI/HOU	14	4	1	7	7.0	7	0	22	216	9.8	50	0	223	1
2019	HOU	16	3	0	0	0	0	0	11	162	14.7	46	0	162	0
2020	HOU/CHI	13	0	0	0	0	0	0	1	8	8.0	8	0	8	1
Career Totals															
Totals		**43**	**7**	**1**	**7**	**7.0**	**7**	**0**	**34**	**386**	**11.4**	**50**	**0**	**393**	**2**
Postseason															
2018	HOU	1	0	0	0	0	0	0	0	0	0	0	0	0	0
2019	HOU	2	1	0	0	0	0	0	2	22	11.0	17	0	22	0
2020	CHI	1	0	1	3	3.0	3	0	3	17	5.7	8	0	20	0
Totals		**1**	**1**	**0**	**0**	**0**	**0**	**0**	**6**	**75**	**12.5**	**18**	**0**	**75**	**0**

Career Returning Stats														
Year	Team	PR	FC	Yds	Avg	Lg	TD	KR	FC	Yds	Avg	Lg	TD	Fumble
2018	PHI/HOU	26	8	249	9.6	42	0	19	0	425	22.4	30	0	4
2019	HOU	22	18	214	9.7	23	0	14	0	308	22.0	31	0	2
2020	HOU/CHI	15	11	126	8.4	19	0	12	0	250	20.8	29	0	2
Totals		**63**	**37**	**589**	**9.3**	**42**	**0**	**45**	**0**	**983**	**21.8**	**31**	**0**	**8**
Postseason														
2018	HOU	0	2	0	-	-	0	1	0	26	26.0	26	0	0
2019	HOU	2	2	22	11.0	11	0	3	0	60	20.0	26	0	1
2020	CHI	0	3	0	-	-	0	0	0	0	-	-	0	0
Totals		**2**	**7**	**22**	**11.0**	**11**	**0**	**4**	**0**	**86**	**21.5**	**26**	**0**	**1**

Single-Season Career Highs		
Games	16	2019
Attempts	1	2018
Yards	7	2018
Long	7	2018
TD	--	--
Rec	22	2018
Yds.	216	2018
Long	50	2018
TD	--	--
Scrim Yd.	223	2018

Single-Game Career Highs		
Attempts	1	Dec. 15, 2018 at NYJ
Yards	7	Dec. 15, 2018 at NYJ
Long	7	Dec. 15, 2018 at NYJ
TD	--	--
Rec	6	Dec. 2, 2018 vs. CLE
Yds.	65	Dec. 29, 2019 vs. TEN
Long	50	Dec. 15, 2018 at NYJ
TD	--	--
Scrim Yd.	65	Dec. 29, 2019 vs. TEN

DeAndre Carter

Transactions			
Date	From Team	To Team	Description
04/01/2021	Chicago	Washington	signed/unrest FA (One-year contract)
11/18/2020	Houston	Chicago	acquired from waiver
11/17/2020	Houston	Houston	cut
03/11/2020	Houston	Houston	re-signed/excl. FA (One-year contract)
03/11/2019	Houston	Houston	re-signed (One-year contract)
11/07/2018	Philadelphia	Houston	acquired from waiver
11/06/2018	Philadelphia	Philadelphia	cut
07/28/2018	San Francisco	Philadelphia	signed
05/15/2018	San Francisco	San Francisco	cut
01/02/2018	San Francisco	San Francisco	signed
02/24/2017	New England	San Francisco	signed (Two-year contract)
09/03/2016	New England	New England	cut
01/25/2016	New England	New England	signed
12/15/2015	Oakland Raiders	New England Patriots	pract. squad add
09/16/2015	Baltimore Ravens	Oakland Raiders	pract. squad add
08/31/2015	Baltimore Ravens	Baltimore Ravens	cut
05/08/2015	Baltimore Ravens	Baltimore Ravens	signed

SAAHDIQ CHARLES
Tackle

77

6-4	322	2nd Season

July 26, 1999 (21)

Jackson, Miss.

Louisiana State University

2020 4th Round (108)

College

Appeared in 32 games (28 starts) at LSU from 2017-19, where he saw most of his action at left tackle, but also saw time at right tackle and right guard.

Started 26 times at left tackle and once at right tackle and right guard.

Played a total of 2,102 offensive snaps.

Helped pave the way for LSU running backs going over the 1,000-yard mark all three of his seasons.

In 2019, was a key component of offense line that helped pave the way for LSU's record-setting offense.

Contributed to the success of Heisman Trophy quarterback Joe Burrow and 1,400-yard rusher Clyde Edwards-Helaire.

Part of an LSU offensive line that was named the winner of the 2019 Joe Moore Award, which is presented annually to the top offensive line in college football.

In 2017, made an immediate impact, starting nine games as a true freshman.

Earned a spot on the Freshman All-SEC team.

Year-by-Year

2020 (WAS)
Inactive in Weeks 1-5... Started at left guard in his first appearance for Washington before exiting the game with injury at NYG (10/18)...Placed on Injured/Reserve on October 24, 2020.

Personal

High School - Attended Madison-Ridgeland Academy in Madison, Miss.

Highlights - as considered one of the top players in the state of Mississippi as a senior in 2016.

Four-star recruit according to Rivals and Scout.

@saahdiq

@77saahdiq

Saahdiq Charles

Career Offensive Line Stats									
Year	Team	G	GS	Pen	Pen Yds	False Start	Holding	Sacks Allwd	Sack Yds
2020	WAS	1	1	0	0	0	0	0	0
Career Totals									
Totals		1	1	0	0	0	0	0	0

Transactions			
Date	From Team	To Team	Description
07/23/20	Washington	Washington	signed/draft choice (Four-year contract)

Cornelius Lucas

Career Offensive Line Stats									
Year	Team	G	GS	Pen	Pen Yds	False Start	Holding	Sacks Allwd	Sack Yds
2014	DET	15	3	3	30	0	0	5.50	40.00
2015	DET	15	3	4	24	3	1	0.50	5.00
2016	DET	5	0	0	0	0	0	1.00	9.00
2017	LAR	1	1	1	5	1	0	0.50	2.50
2018	NO	1	1	0	0	0	0	0	0
2019	CHI	16	8	0	0	0	0	1.00	6.00
2020	WAS	14	8	0	0	0	0	2.00	5.00
Career Totals									
Totals		**67**	**24**	**8**	**59**	**4**	**1**	**10.50**	**67.50**
Postseason									
2014	DET	1	0	0	0	0	0	0	0
2016	DET	1	1	1	5	1	0	1.00	6.00
2020	WAS	1	1	0	0	0	0	1.00	6.00
Totals		**3**	**3**	**2**	**10**	**2**	**0**	**3.00**	**14.00**

Transactions			
Date	From Team	To Team	Description
03/19/2020	Chicago Bears	Washington	signed/unrest FA (Two-year contract)
01/23/2019	New Orleans	Chicago	signed
01/01/2019	New Orleans	New Orleans	cut
12/27/2018	New Orleans	New Orleans	signed
12/22/2018	New Orleans	New Orleans	cut
12/20/2018	Los Angeles Rams	New Orleans	signed
08/31/2018	Los Angeles Rams	Los Angeles Rams	cut
04/16/2018	Los Angeles Rams	Los Angeles Rams	re-signed/unrest FA (One-year contract)
09/12/2017	Detroit	Los Angeles Rams	signed
09/03/2017	Detroit	Detroit	cut
04/17/2017	Detroit	Detroit	re-signed/rest FA (One-year tender)
03/09/2017	Detroit	Detroit	Restricted Free Agent
05/12/2014	Detroit	Detroit	signed

CAMARON CHEESEMAN 54

Long Snapper

6-4	230	1st Season

April 26, 1998 (23)

New Albany, Ohio

University of Michigan

2021 Sixth Round (225)

College

Was a three-year letterman (2017-18-19) and Appeared in 39 games in his career.

Was a Big Ten Distinguished Scholar in 2019 and a two-time Academic All-Big Ten honoree (2018-2019).

Personal

High School - Gahanna Lincoln High School

Highlights - ESPN two-star prospect, No. 10 long snapper nationally.

Year-by-Year

2021 (WAS)
Selected in the sixth round (No. 225 overall) of the 2021 NFL Draft.

Was the 499th selection made by Washington in the Common Draft era (since 1967) and the 58th sixth-round selection in that time frame. He is the 85th sixth-round selection by Washington all-time since the institution of the draft in 1936.

Was the 18th Michigan player selected by Washington in franchise history.

Was the second Michigan player selected by Washington in the sixth round in franchise history.

Has appeared in 39 career games, starting every contest as Michigan's long snapper.

Was a three-year letterman and two-time Academic All-Big Ten selection (2018-19).

@camcheese33

@camcheese33

Camaron Cheesman

Transactions			
Date	From Team	To Team	Description
05/14/21	Washington	Washington	signed/draft choice (Four-year contract)

LANDON COLLINS
Safety
26

6-0	218	7th Season

January 10, 1994 (27)

New Orleans, La.

University of Alabama

UFA-NYG-'19

Career Highlights

Has been named to the Pro Bowl three times. Was named to the 2016 All-Pro Team.

Became the first Giants defensive back to be chosen for two Pro Bowls since safety Antrel Rolle (2010, 2013), and the first to be selected in consecutive years since Mark Haynes went to three in a row from 1982-84.

In 2016, became the first NFL safety with over 100 tackles, at least five interceptions and at least 3.0 sacks since Rodney Harrison, then with San Diego Chargers, in 2000.

Was the only NFL player in 2016 with at least five interceptions and at least 4.0 sacks.

Named NFC Defensive Player of the Week for his performances in Week 7 of the 2016 season against the LAR in London with two interceptions, including one returned for a touchdown, and eight solo tackles, and in Week 9 vs. PHI with 12 tackles and an interception...

Named NFC Defensive Player of the Week in consecutive games, the first NYG player to do so and the first player in the NFL to achieve the feat since Charles Tillman in 2012, and the first safety since Troy Polamalu in 2010.

Was the only NFL player to lead his team in tackles, sacks and interceptions. Became the first Giants player with an interception and a sack in the same game since defensive end since Kerry Wynn in 2014.

College

Played collegiately at Alabama from 2012-15, where he appeared in 41 games with 23 starts.

Compiled 190 career tackles (120 solo), 8.5 stops for losses of 22 yards, 4 fumble recoveries, 5 interceptions for 103 return yards, 13 yards on a blocked punt return and 55 yards on three kickoff returns.

Also deflected 13 passes and forced three fumbles.

Personal

High School - Dutchdown H.S. in Geismar, La.

Highlights - was a first-team All-America defensive back... Rushed for 1,218 yards and 21 touchdowns on just 87 carries (14.0-yard avg.) his senior season with 34 tackles and four interceptions, returning two for scores in the defensive backfield.

Family - Son of April Justin and Thomas Collins

Year-by-Year

2020 (WAS)
Started in all 7 games played before being placed on season-ending IR, recording 41 tackles (24 solos), two sacks, one forced fumble, and three tackles for loss.

2019 (WAS)
Started in all 15 games he appeared and finished the season with 117 tackles (78 solo), one sack, four passes defensed, nine tackles four loss and two forced fumbles.

2018 (NYG)
Played in 12 games, starting in all for the fourth straight season. Recorded 96 tackles (67 solo), 5.0 tackles for loss with one forced fumble, four passes defended and two quarterback hurries en route to his third-straight Pro Bowl selection.

2017 (NYG)
Started each of the first 15 games. Chosen as a starter on the NFC Pro Bowl team as the sole Giants player elected. Fractured his forearm at Arizona (12/24), and was placed on injured reserve two days later. Led the Giants in tackles for the third consecutive season with 99 tackles (74 solo).

2016 (NYG)
Started all 16 games and the NFC Wild Card game. Led the team in tackles for a consecutive season with 125 (100 solo), the most by a safety in Giants history. Also had five interceptions, 4.0 sacks and 13 passes defensed.

2015 (NYG)
Started all 16 games at free safety as a rookie, the team's first defensive rookie to start every game since tackle Barry Cofield in 2006.

@TheHumble_21

@thehumble_21

Landon Collins

Career Defensive/Fumble Stats																
Year	Team	G	GS	Tack	Asst	Sacks	Yds	INT	Yds	Lg	TD	PD	QBH	TFL	FF	FR
2015	NYG	16	16	80	28	0.0	0.0	1	0	0	0	9	1	5	1	0
2016	NYG	16	16	100	25	4.0	39.0	5	72	44t	1	13	5	9	0	1
2017	NYG	15	15	74	25	0.0	0.0	2	21	21	0	6	2	3	1	2
2018	NYG	12	12	67	29	0.0	0.0	0	0	0	0	4	2	5	1	0
2019	WAS	15	15	78	39	1.0	9.0	0	0	0	0	4	3	9	2	0
2020	WAS	7	7	24	17	2.0	16.0	1	1	1	0	1	1	3	1	0
Career Totals																
Totals		**81**	**81**	**423**	**163**	**7.0**	**64.0**	**9**	**94**	**44t**	**1**	**37**	**14**	**34**	**6**	**3**
Postseason																
2016	NYG	1	1	6	3	1.0	0.0	0	0	0	0	2	0	0	0	0
Totals		**1**	**1**	**6**	**3**	**1.0**	**0.0**	**0**	**0**	**0**	**0**	**2**	**0**	**0**	**0**	**0**

Single-Season Career Highs		
Games	16	2015, 2016
Sacks	4	2016
Sack Yds.	39	2016
TFL	9	2016, 2019
Tackles	125	2016
INT	5	2016
PD	13	2016
FF	2	2019
FR	2	2017
QBH	5	2016

Single-Game Career Highs		
Sacks	1	7x, last Oct. 25, 2020 vs. DAL
Sack Yds.	16	Oct. 25, 2020 vs. DAL
TFL	2	7x, last Sept. 13, 2020 vs. PHI
Tackles	14	Nov. 23, 2017 at WAS
INT	2	Oct. 23, 2016 vs. LAR
PD	3	2x, last Dec. 4, 2016 at PIT
FF	1	6x, last Oct. 25, 2020 vs. DAL
FR	1	3x, Dec. 3, 2017 at OAK
QBH	1	14x, last Oct. 25, 2020 vs. DAL

Transactions			
Date	From Team	To Team	Description
03/14/2019	New York Giants	Washington	signed/unrest FA (Six-year contract
06/19/2015	New York Giants	New York Giants	signed/draft choice (Four-year contract)

SAM COSMI
Tackle

76

6-7	309	1st Season

February 16, 1999 (22)

Humble, Texas

University of Texas

2021 2nd Round (51)

College

A four-year offensive lineman who played in 35 career games with 34 starts

Named a second-team All-American by CBS Sports/247Sports.

Two-time All-Big 12 selection (2019 Second Team, 2020 First Team)

Earned honorable mention as Big 12 Offensive Lineman of the Year in 2019 and 2020

Honorable mention as Big 12 Offensive Freshman of the Year in 2019

A preseason All-American by the Associated Press, Athlon Sports, CBS Sports, USA Today and Walter Camp in 2020

A USA Today Freshman All-American in 2018

Selected to the Academic All-Big 12 Second Team.

in 2020 a two-time member of the Big 12 Commissioner's Honor Roll (fall 2019, spring 2020)

Was an all-state and academic all-state performer in high school

Also twice earned all-district honors.

As a junior in 2020, chose to complete his collegiate career following the Iowa State game to prepare for the NFL Draft

Led the team in total first down/touchdown blocks (25), total knockdown blocks (28) and total intimidation/dominant blocks (12) and entering his final game had only allowed one QB hit, one tackle for loss and one sack

Part of an offensive line that helped the Longhorns score 41.3 points per game – the fourth-best scoring average in school history.

Personal

High School - Atascocita High School in Tx.

Highlights - an all-state and two-time all-district honoree. Named second-team 6A All-State by the Associated Press in 2016

Chosen second-team 6A Academic All-State.

Earned third team 6A All-State honors by the TSWA.

Year-by-Year

2021 [WAS]
Drafted by the Washington Football Team in the second round of the 2021 NFL Draft. Was selected 51st overall.

Was the 494th selection made by Washington in the Common Draft era (since 1967) and the 39th second-round selection in that time frame. He is the 57th second-round selection by Washington all-time since the institution of the draft in 1936.

Was the first offensive lineman selected by Washington in the second round since the club selected John Jansen in 1999.

@samcosmi

@samcosmi

Sam Cosmi

Career Offensive Line Stats									
Year	Team	G	GS	Pen	Pen Yds	False Start	Holding	Sacks Allwd	Sack Yds
2021	WAS	-	-	-	-	-	-	-	-

Transactions			
Date	From Team	To Team	Description
05/14/21	Washington	Washington	signed/draft choice (Four-year contract)

KAMREN CURL
Safety

31

6-2	198	2nd Season

March 31, 1999

San Diego, Calif.

University of Arkansas

2020 7th Round (216)

Year-by-Year

2020 (WAS)
Played in all 16 games (11 started) recording 89 tackles (63 solo), two sacks, three interceptions, and 4 passes defensed

Career Highlights

2020 (WAS)

Tallied 88 tackles (63 solo), 2.0 sacks, three interceptions including one returned for a touchdown and four tackles for loss in his rookie campaign.

His three interceptions are the most for a rookie in Washington since Chris Horton also had three in 2008.

Curl's 88 total tackles rank third all-time for a rookie in franchise history.

Became the first rookie for Washington to record back-to-back interceptions since Carlos Rogers did so in 2005.

Curl notched a sack in Weeks 9-10, becoming the first rookie safety to register a sack in consecutive weeks in franchise history.

Became the eighth rookie in Washington franchise history to return an interception for a touchdown.

His 76 interception return yards in Week 14 are the second-most in a single game for a rookie in Washington franchise history, 15th-most for all Washington players and most since Bashaud Breeland's (96) on Dec. 10, 2017.

Became the third player and first rookie in Washington history to tally at least one interception, seven solo tackles and a quarterback hit in a single game, and the first to do so since London Fletcher in 2011 since QB hits were recorded in 2006.

Became the ninth rookie in NFL history to tally at least one interception, seven solo tackles and a quarterback hit in a single game, and first to do so since Tremaine Edmunds in 2018 since QB hits were recorded in 2006.

His three interceptions are the most for a rookie from Weeks 9-17 since Sean Taylor also had three in that span in 2004.

Personal

High School - Attended Muskogee H.S. (Okla.)

Highlights - As a senior, totaled 89 tackles and six pass breakups tackles to help lead the Roughers to a 9-2 record and the Class 6II semifinal... Also turned two of his three interceptions into touchdowns... Hauled in 46 catches for 533 yards and six touchdowns on offense.

Family - Son of Adrienne and Greg Curl.

@KCurl_2

@kam__bam__

Kamren Curl

Career Defensive/Fumble Stats																
Year	Team	G	GS	Tack	Asst	Sacks	Yds	INT	Yds	Lg	TD	PD	QBH	TFL	FF	FR
2020	WAS	16	11	63	25	2.0	16.0	3	88	76t	1	4	5	4	0	0
Career Totals																
Totals		**16**	**11**	**63**	**25**	**2.0**	**16.0**	**3**	**88**	**76t**	**1**	**4**	**5**	**4**	**0**	**0**
Postseason																
2020	WAS	1	1	4	3	0.0	0.0	0	0	0	0	0	0	0	0	0
Totals		**1**	**1**	**4**	**3**	**0.0**	**0.0**	**0**	**0**	**0**	**0**	**0**	**0**	**0**	**0**	**0**

Single-Season Career Highs		
Games	16	2020
Sacks	2	2020
Sack Yds.	16	2020
TFL	4	2020
Tackles	88	2020
INT	3	2020
PD	4	2020
FF	--	2020
FR	--	2020
QBH	5	2020

Single-Game Career Highs		
Sacks	1	2x, last Nov. 15, 2020 at DET
Sack Yds.	9	Nov. 15, 2020 at DET
TFL	2	Sep. 13, 2020 vs. PHI
Tackles	11	Nov. 8, 2020 vs. NYG
INT	1	3x, last Jan. 3, 2021 at PHI
PD	2	Dec. 13, 2020 at SF
FF	--	--
FR	--	--
QBH	2	Nov. 8, 2020 vs. NYG

Transactions			
Date	**From Team**	**To Team**	**Description**
07/23/20	Washington	Washington	signed/draft choice (Four-year contract)

JAMIN DAVIS
Linebacker

52

6-4	234	1st Season

December 12, 1998 (22)

Honolulu, Hawaii

University of Kentucky

2021 1st Round (19)

College

In three seasons, saw action in 36 games with 11 starting assignments.

Totaled 144 tackles, 5.0 TFL, 2.5 sacks, five interceptions, three PDs, three QBH, one block, one fumble recovery and one forced fumble.

Named first-team All-SEC by ProFootballFocus and second-team All-SEC by Phil Steele in 2020.

Led UK in tackles (102) and was second in interceptions (3) as a junior in 2020.

Had eight career double-figure tackle games, all in 2020.

Only player in the FBS in 2020 with at least 100 tackles and three interceptions.

One of just four SEC players to average 10 or more tackles per game in 2020.

Became the first Wildcat with five-consecutive double-figure tackle games since Danny Trevathan, who had nine straight in 2010.

Named SEC Defensive Player of the Week in 2020 after charting a career-high 15 tackles vs. Vanderbilt.

Intercepted a pass over the middle and returned it 85 yards for a touchdown in a win at Tennessee on October 17, 2020.

It was the eighth-longest interception return in school history and Kentucky's longest interception return since David Johnson had a 95-yard TD return at Cincinnati in 1986.

UK's longest interception return in an SEC road game since Joe Stephan had an 89-yarder at Florida in 1969

UK's longest interception return vs. an SEC opponent since Darryl Bishop had a 97-yard runback in 1972.

Personal

High School - Long County Hs in Ludowici, Ga.

Highlights - Finished his senior season with 126 tackles, with an impressive 89 solo tackles. Averaged 14.0 tackles per contest (nine games). Also had four tackles for loss, a sack, a hurry and a fumble recovery. Forced two fumbles and blocked both a punt and a field goal

Family - Son of Tanga Davis and James Davis. Siblings are Treyon and Tenisah.

Father, James, played football at Bethune-Cookman, while a cousin, Attiyah Henderson, played football at San Diego State.

Year-by-Year

2021 (WAS)
Selected in the first round (No. 19 overall) of the 2021 NFL Draft.

Was the 486th selection made by Washington in the Common Draft era (since 1967) and the 33rd first-round selection in that time frame. He is the 64th first-round selection by Washington all-time since the institution of the draft in 1936.

Was the first linebacker selected by Washington in the first round since the club selected Brian Orakpo in 2009.

Davis was the first Kentucky player selected by Washington since TE Charles Darington was taken in the ninth round in 1989 .

Is the first Hawaii born player drafted by Washington since CB David Amerson was selected in 2013.

@jamindavis25

@itzshadow

Jamin Davis

Career Defensive/Fumble Stats																
Year	Team	G	GS	Tack	Asst	Sacks	Yds	INT	Yds	Lg	TD	PD	QBH	TFL	FF	FR
2021	WAS	-	-	-	-	-	-	-	-	-	-	-	-	-	-	-
Totals	**-**	**-**	**-**	**-**	**-**	**-**	**-**	**-**	**-**	**-**	**-**	**-**	**-**	**-**	**-**

Transactions			
Date	From Team	To Team	Description
05/14/21	Washington	Washington	signed/draft choice (Four-year contract)

DESHAZOR EVERETT 22

Safety

6-0	203	7th Season

February 22, 1992 (29)

DeRidder La.

Texas A&M

FA - '15

College

Played collegiately at Texas A&M from 2011-14, appearing in 50 career games. Recorded 218 total tackles (123 solo), 26 passes defensed, five interceptions and a fumble recovery during his career with the Aggies.

As a senior in 2014, ranked second on the team with 73 stops including a team-high 45 solo tackles while starting every game at cornerback.

Started nine games as a junior in 2013, recording defensive touchdowns in back-to-back games with a 12-yard fumble recovery against SMU and a career-long 34-yard pick-six at Arkansas.

As a sophomore in 2012, started in 12 of 13 games, seeing action at cornerback and safety but missing one game due to injury. Intercepted QB A.J. McCarron at the goal line to stop a late Tide rally in the Aggies' 29-24 upset win at No. 1 Alabama.

Was a reserve and special teamer as a true freshman in 2011.

Majored in agricultural leadership and development.

Year-by-Year

2020 (WAS)
Appeared in 11 games (6 started) before being placed on IR missing the rest of the season. Recorded 28 tackles (20 solo), one forced fumble, and 4 passes defensed.

2019 (WAS)
Appeared in seven games and made five tackles (three solo). Was placed on IR with a shoulder injury.

2018 (WAS)
Appeared in 16 games with three starts, recording 17 total tackles (10 solo) and one interception.

2017 (WAS)
Played in 14 games, posting career highs in starts (eight), tackles (52), solo tackles (31), passes defensed (five) and forced fumbles (one).

2016 (WAS)
Transitioned from cornerback to safety in the offseason. Appeared in all 16 games, contributing four solo tackles and one interception in limited defensive snaps.

2015 (TB/WAS)
Signed with the Buccaneers as a college free agent but was waived on July 29... Signed with Washington during training camp... Appeared in 11 regular season games and one postseason game at cornerback in his rookie season, recording five tackles (three solo)... Made the Redskins' 53-man roster after final cuts but was waived a day later and signed to the practice squad.

Personal

High School -Attended DeRidder (La.) H.S.

Highlights - Was a two-time All-Louisiana selection... Posted 130 tackles (10 for loss), three sacks and an interception as a senior.

Family - Guardians are Monica and Joseph Bolden.

@DEverett22

@deverett

Deshazor Everett

Career Defensive/Fumble Stats																
Year	Team	G	GS	Tack	Asst	Sacks	Yds	INT	Yds	Lg	TD	PD	QBH	TFL	FF	FR
2015	WAS	11	0	3	2	0	0	0	0	0	0	0	0	0	0	0
2016	WAS	16	0	4	0	0	0	1	0	0	0	1	0	0	0	0
2017	WAS	14	8	31	21	0	0	0	0	0	0	5	1	0	1	0
2018	WAS	16	3	10	7	0	0	1	24	24	0	1	0	2	0	0
2019	WAS	7	0	3	2	0	0	0	0	0	0	0	0	0	0	0
2020	WAS	11	6	20	8	0	0	0	0	0	0	4	0	0	1	0
Career Totals																
Totals		**75**	**17**	**71**	**40**	**0.0**	**0.0**	**2**	**24**	**24**	**0**	**11**	**1**	**2**	**2**	**0**
Postseason																
2015	WAS	1	0	0	0	0.0	0.0	0	0	0	0	0	0	0	0	0
Totals		**1**	**0**	**0**	**0**	**0.0**	**0.0**	**0**	**0**	**0**	**0**	**0**	**0**	**0**	**0**	**0**

Single-Season Career Highs		
Games	16	2016, 2018
Sacks	--	--
Sack Yds.	--	--
TFL	2	2018
Tackles	52	2017
INT	1	2016, 2018
PD	5	2017
FF	1	2017, 2020
FR	--	--
QBH	1	2017

Single-Game Career Highs		
Sacks	--	--
Sack Yds.	--	--
TFL	2	Dec. 22, 2018 at TEN
Tackles	7	2x, last Nov. 8, 2020 vs. NYG
INT	1	2x, last Dec. 30, 2018 vs. PHI
PD	2	Dec. 7, 2020 at PIT
FF	1	2x, Nov. 8 2020 vs. NYG
FR	--	--
QBH	1	Dec. 31, 2017 at NYG

Transactions			
Date	From Team	To Team	Description
11/03/2019	Washington	Washington	re-signed (Three-year extension)
03/06/2018	Washington	Washington	re-signed (Two-year contract
09/09/2015	Washington	Washington	pract. squad add
09/07/2015	Washington	Washington	cut
08/01/2015	Tampa Bay	Washington	signed
07/29/2015	Tampa Bay	Tampa Bay	cut
05/04/2015	Tampa Bay	Tampa Bay	signed

RYAN FITZPATRICK
Quarterback

14

6-2	228	17th Season

November 24, 1982 (38)

Gilbert, Arizona

Harvard University

UFA (MIA) - '21

Career Highlights

Played in 165 career games with 146 starts. Completed 3,069-of-5,054 passes (60.7 pct.) for 34,977 yards and 223 TDs for a QB rating of 82.3. Also has 573 carries for 2,623 yards (4.6 avg.) and 21 TDs.

His 68.5 completion percentage in 2020 set a single-season team record (min. 75 comps.).

Became the 27th player in NFL history to complete 3,000 passes.

Became the 46th player in NFL history to throw for 30,000 career yards.

Became the 30th player in NFL history to reach 5,000 pass attempts.

Has passed for 3,000 yards five times in his career.

Posted his 13th consecutive season with at least 100 pass attempts.

Became the first player in NFL history to throw a TD pass for eight different franchises.

Became the first player in NFL history to have a 300-yard passing game for seven different franchises.

Became the first player in NFL history to win a start with seven different franchises.

Became the first player in NFL history to throw 4 TD passes in a game with 6 different franchises (Buffalo, Houston, N.Y. Jets, Tennessee, Tampa Bay and Miami).

Became the first player in NFL history to beat the same opponent (Jacksonville) as starting QB for 6 different franchises (Cin., Buf., Ten., Hou., NYJ and Mia.).

Became the 6th QB in Dolphins history to throw for 3,000 yards in a season when he threw for 3,529 in 2019.

His 9.6 yards per attempt in 2018 was the 2nd highest mark by an NFL quarterback since 2000 (min. 225 attempts)

Personal

High School - Attended Highland HS in Gilbert, Arizona.

Highlights - Earned second-team all-stat and first-team all-region honors as a senior. Also set 12 school records.

Family - Married to Liza with seven children.

Year-by-Year

2020 (MIA)
Played in nine games with seven starts. Spent one game on the Reserve/COVID-19 list. Completed 183-of-267 passes (68.5 pct.) for 2,091 yards and 13 TDs for a QB rating of 95.6. Had 30 carries for 151 yards (5.0 avg.) and two TDs.

2019 (MIA)
Played in 15 games with 13 starts. Completed 311-of-502 passes (62.0 pct.) for 3,529 yards and 20 TDs for a QB rating of 85.5. Added 54 carries for 243 yards (4.5 avg.) and four TDs. Became the sixth QB in team history to throw for 3,000 yards in a season and first since Ryan Tannehill in 2015. Had four game-winning drives, all four in the final eight games of the season. Had four 300-yard games in the final seven contests of the season.

2018 (TB)
Played in 8 games with 7 starts. Completed 164-of-246 passes (66.7 pct.) for 2,366 yards and 17 TDs for a QB rating of 100.4. Added 36 carries for 152 yards (4.2 avg.) and two TDs. Became the first player in NFL history to have three consecutive games with 400-plus passing yards (Week 1, Week 2 and Week 3). His four games with 400-plus passing yards tied Dan Marino (1984) and Peyton Manning (2013) for the single-season NFL record.

2017 (TB)
Played in six games with three starts. Completed 96-of-163 passes (58.9 pct.) for 1,103 yards and seven TDs for a QB rating of 86.0. Added 15 carries for 78 yards (5.2 avg.).

2016 (NYJ)
Played in 14 games with 11 starts. Completed 228-of-403 passes (56.6 pct.) for 2,710 yards and 12 TDs for a QB rating of 69.6. Added 33 carries for 130 yards (3.9 avg.).

2015 (NYJ)
Started all 16 games. Completed 335-of-562 passes (59.6 pct.) for 3,905 yards and 31 TDs for a QB rating of 88.0. Added 60 carries for 270 yards (4.5 avg.) and 2two TDs. His 31 TD passes set a Jets single-season franchise record. His 3,905 passing yards were the second-most in a single season in team history. Helped lead a Jets offense that set a team record with 5,896 total yards.

2014 (HOU)
Started 12 games. Missed the final 2 games after being placed on injured reserve on Dec. 16. Completed 197-of-312 passes (63.1 pct.) for 2,483 yards and 17 TDs for a QB rating of 95.3. Added 50 carries for 184 yards (3.7 avg.) and two TDs.

2013 (TEN)
Played in 11 games with nine starts. Completed 217-of-350 passes (62.0 pct.) for 2,454 yards and 14 TDs for a QB rating of 82.0. Added 43 carries for 225 yards (5.2 avg.) and three TDs.

2012 (BUF)
Started all 16 games. Completed 306-of-505 passes (60.6 pct.) for 3,400 yards and 24 TDs for a QB rating of 83.3. Added 48 carries for 197 yards (4.1 avg.) and a TD.

2011 (BUF)
Started all 16 games. Completed 353-of-569 passes (62.0 pct.) for 3,832 yards and 24 TDs for a QB rating of 79.1. Added 56 carries for 215 yards (3.8 avg.).

2010 (BUF)
Started 13 games. Completed 255-of-441 passes (57.8 pct.) for 3,000 yards and 23 TDs for a QB rating of 81.8. Added 40 carries for 269 yards (6.7 avg.).

N/A

N/A

Ryan Fitzpatrick

2009 (BUF)
Played in 10 games with eight starts. Completed 127-of-227 passes (55.9 pct.) for 1,422 yards and nine TDs for a QB rating of 69.7.31 carries for 141 yards (4.5 avg.) and one TD.

2008 (BUF)
Played in 13 games with 12 starts. Completed 221-of-372 passes (59.4 pct.) for 1,905 yards and 8 TDs for a QB rating of 70.0. Added 60 carries for 304 yards (5.1 avg.) and two TDs.

2007 (CIN)
Played in one game for Cincinnati. Was traded to Cincinnati from St. Louis on Sept. 1. Spent the offseason and training camp with St. Louis.

2006 (STL)
Played in 1 game. Had three carries for 0 yards (0.0 avg.).

2005 (STL)
Played in 4 games with three starts. Completed 76-of-135 passes (56.3 pct.) for 777 yards and four TDs for a QB rating of 58.2. Added 14 carries

Single-Season Career Highs		
Games	16	2011, 2012, 2015
Starts	16	2011, 2012, 2015
Attempts	569	2011
Comp.	353	2011
Yards	3,905	2015
PCT	68.5	2020
TD	31	2015
INT	23	2011
SACK	40	2019
RATE	100.4	2020
Rush Att.	60	2008, 2015
Yards	304	2008
TD	4	2019

Single-Game Career Highs		
Attempts	58	2x, last Sept. 27, 2015 vs. PHI
Comp.	36	2x, last Dec. 6, 2015 at NYG
Yards	419	Dec. 22, 2019 vs. CIN
PCT*	90.0	Sept. 24, 2020 at JAX
TD	6	Nov. 30, 2014 vs. TEN
INT	6	Sept. 25, 2016 at KC
SACK	8	Nov. 16, 2008 vs. PHI
RATE	156.3	Sept. 9, 2018 at NO
Rush Att.	12	Sept. 9, 2018 at NO
Yards	74	Oct. 3, 2010 vs. NYJ
TD	24	21x, last Oct. 4, 2020 vs. SEA

***Min 20 attempts**

Transactions

Date	From Team	To Team	Description
03/17/2021	Miami Dolphins	Washington	signed/unrest FA (One-year contract)
03/17/2021	Miami	Miami	Declared Free Agent
03/18/2019	Tampa Bay	Miami	signed/unrest FA (Two-year contract)
03/08/2018	Tampa Bay	Tampa Bay	re-signed (One-year extension)
05/19/2017	New York Jets	Tampa Bay	signed/unrest FA (One-year contract)
07/28/2016	New York Jets	New York Jets	signed/unrest FA (One-year contract)
03/11/2015	Houston	New York Jets	traded (for a 2015 draft pick)
03/21/2014	Tennessee	Houston Texans	signed (Two-year contract)
03/14/2014	Tennessee	Tennessee Titans	cut
03/26/2013	Buffalo Bills	Tennessee Titans	signed (Two-year contract)
03/12/2013	Buffalo Bills	Buffalo Bills	cut
10/28/2011	Buffalo Bills	Buffalo Bills	re-signed (Six-year extension)
02/27/2009	Cincinnati Bengals	Buffalo Bills	signed/unrest FA
04/17/2008	Cincinnati Bengals	Cincinnati Bengals	re-signed (One-year contract)
09/01/2007	St. Louis Rams	Cincinnati Bengals	traded (for a conditional draft pick)
07/18/2005	St. Louis Rams	St. Louis Rams	signed/draft choice

Ryan Fitzpatrick

Career Passing Stats																
Year	Team	G	GS	Att	Cmp	Pct	Yds	Y/A	TD	TD%	Int	Int%	Lg	Sk	Lst	Rate
2005	STL	4	3	135	76	56.3	777	5.8	4	3.0	8	5.9	56t	9	49	58.2
2006	STL	1	0	0	0	0	0	0	0	0	0	0	0	0	0	0
2007	CIN	1	0	0	0	0	0	0	0	0	0	0	0	0	0	0
2008	CIN	13	12	372	221	59.4	1905	5.1	8	2.2	9	2.4	79	38	193	70.0
2009	BUF	10	8	227	127	55.9	1422	6.3	9	4.0	10	4.4	98t	21	127	69.7
2010	BUF	13	13	441	255	57.8	3000	6.8	23	5.2	15	3.4	65t	24	145	81.8
2011	BUF	16	16	569	353	62.0	3832	6.7	24	4.2	23	4.0	60t	22	148	79.1
2012	BUF	16	16	505	306	60.6	3400	6.7	24	4.8	16	3.2	68t	30	161	83.3
2013	TEN	11	9	350	217	62.0	2454	7.0	14	4.0	12	3.4	77t	21	109	82.0
2014	HOU	12	12	312	197	63.1	2483	8.0	17	5.4	8	2.6	76t	21	83	95.3
2015	NYJ	16	16	562	335	59.6	3905	6.9	31	5.5	15	2.7	69t	19	94	88.0
2016	NYJ	14	11	403	228	56.6	2710	6.7	12	3.0	17	4.2	57	19	81	69.6
2017	TB	6	3	163	96	58.9	1103	6.8	7	4.3	3	1.8	41	7	34	86.0
2018	TB	8	7	246	164	66.7	2366	9.6	17	6.9	12	4.9	75t	14	76	100.4
2019	MIA	15	13	502	311	62.0	3529	7.0	20	4.0	13	2.6	51	40	209	85.5
2020	MIA	9	7	267	183	68.5	2091	7.8	13	4.9	8	3.0	70	14	65	95.6
Career Totals																
Totals		**165**	**146**	**5054**	**3069**	**60.7**	**34977**	**6.9**	**223**	**4.4**	**169**	**3.3**	**98t**	**299**	**1574**	**82.3**

Career Rushing/Receiving Stats												
Year	Team	Att	Yds	Avg	Lg	TD	Rec	Yds	Avg	Lg	TD	ScrimYds
2005	STL	14	64	4.6	14t	2	0	0	-	-	0	64
2006	STL	3	0	0.0	2	0	0	0	-	-	0	0
2008	CIN	60	304	5.1	22	2	1	-3	-3.0	-3	0	301
2009	BUF	31	141	4.5	31t	1	0	0	-	-	0	141
2010	BUF	40	269	6.7	22	0	0	0	-	-	0	269
2011	BUF	56	215	3.8	18	0	0	0	-	-	0	215
2012	BUF	48	197	4.1	20	1	0	0	-	-	0	197
2013	TEN	43	225	5.2	26	3	1	0	0.0	0	0	225
2014	HOU	50	184	3.7	16	2	0	0	-	-	0	184
2015	NYJ	60	270	4.5	19	2	0	0	-	-	0	270
2016	NYJ	33	130	3.9	14	0	0	0	-	-	0	130
2017	TB	15	78	5.2	15	0	0	0	-	-	0	78
2018	TB	36	152	4.2	18	2	0	0	-	-	0	152
2019	MIA	54	243	4.5	20	4	0	0	-	-	0	243
2020	MIA	30	151	5.0	17	2	1	0	0.0	0	0	151
Career Totals												
Totals		**573**	**2623**	**4.6**	**31t**	**21**	**3**	**-3**	**-1.0**	**0**	**0**	**2620**

ERECK FLOWERS SR. 79

Tackle

6-6	330	7th Season

April 25, 1994 (27)

Miami, Fla.

University of Miami

T (MIA)- '21

College

Played collegiately at Miami, appearing in 38 games with 28 starts from 2012-14.

Started four games at right tackle and 24 at left tackle.

Played in 12 games with 11 starts at left tackle as a junior. Selected All-Atlantic Coast Conference by the league's coaches and the Atlantic Coast Sports Media Association.

Suffered a knee injury vs. Virginia Tech that resulted in his string of 21 consecutive starts being snapped, but helped the offense gain 492 yards in his return.

Major contributor to a line that allowed 21 sacks, the 29th fewest total in the Football Subdivision ranks.

Was one of three linemen to start every game as a sophomore.

Allowed the Hurricanes to generate 5,536 yards in total offense with no sacks.

Started the first four games of the season as a true freshman as only one of 10 freshmen to start a game for Miami in 2012.

Year-by-Year

2020 [MIA]
Started 14 games. Protected QB Tua Tagovailoa and did not allow a sack vs. Cincinnati. It was the 1st time the Dolphins did not allow a sack in multiple games in the same season since 2017.

2019 [WAS]
Started all 16 games in which he appeared for the second time in his career...Started at left guard and made his Redskins debut at PHI [9/8].

2018 [GIANTS/JAGUARS]
Played in five games with two starts for the Giants... Started at right tackle vs. JAX [9/9], allowing running back Saquon Barkley to run for a 68-yard touchdown in his NFL debut. Played in seven games, all starts for the Jaguars, allowing only one sack. Played in seven games, all starts for the Jaguars, allowing only one sack.

2017 [GIANTS]
Started the first 15 games at left tackle before missing the season finale vs. WAS [12/31] with a groin injury, ending his streak of consecutive regular-season starts at 44.

2016 [GIANTS]
Started all 16 regular-season games and the NFC Wild Card Game at left tackle... Was a mainstay on an offensive line that allowed only 22 regular-season sacks, ranking behind only Oakland [19] and Pittsburgh [21].

2015 [GIANTS]
Started 15 games at left tackle as a rookie... Was a key component on a line that helped the Giants finish sixth in the NFL in scoring [26.3 points a game] and eighth in total yards [372.3 a game], also helping Manning throw a career-high 35 touchdown passes while setting a franchise record with 387 completions.

2015 [GIANTS]
Started 15 games at left tackle as a rookie... Was a key component on a line that helped the Giants finish sixth in the NFL in scoring [26.3 points a game] and eighth in total yards [372.3 a game], also helping Manning throw a career-high 35 touchdown passes while setting a franchise record with 387 completions

Personal

High School - Attended Norland High School in Miami, Fla.

Highlights - Was rated a top-200 player in the country. Helped lead the team to an undefeated record and the state Class 5A championship.

Family - Son of Everald Flowers and Tanya Stokes

@Eflow_74

@eflow_74

Ereck Flowers Sr.

Career Offensive Line Stats									
Year	Team	G	GS	Pen	Pen Yds	False Start	Holding	Sacks Allwd	Sack Yds
2015	NYG	15	15	8	63	3	4	6.00	25.00
2016	NYG	16	16	12	102	3	8	5.00	34.00
2017	NYG	15	15	6	54	0	5	6.00	53.00
2018	NYG/JAX	13	9	3	20	0	2	2.00	12.00
2019	WAS	16	16	4	35	1	2	1.50	12.0
2020	MIA	14	14	3	30	0	3	3.00	20.00
Career Totals									
Totals		**89**	**85**	**36**	**304**	**7**	**24**	**23.50**	**156.00**
Postseason									
2016	NYG	1	1	1	5	1	0	0.00	0.00
Totals		**1**	**1**	**1**	**5**	**1**	**0**	**0.00**	**0.00**

Transactions			
Date	From Team	To Team	Description
04/28/2021	Miami	Washington	traded (w/ pick for 2021 seventh-round pick)
03/18/2020	Washington	Miami	signed/unrest FA (Three-year contract)
03/18/2020	Washington	Washington	Declared Free Agent
03/18/2019	Jacksonville	Washington	signed/unrest FA (One-year contract)
03/13/2019	Jacksonville	Jacksonville	Declared Free Agent
10/12/2018	New York Giants	Jacksonville	signed
10/09/2018	New York Giants	New York Giants	cut
05/02/2018	New York Giants	New York Giants	team declines option
06/19/2015	New York Giants	New York Giants	signed/draft choice

KENDALL FULLER
Cornerback

29

5-11	198	6th Season

February 13, 1995 [26]

Baltimore, Md.

Virginia Tech

UFA-KC-'20

Career Highlights

2020 (WAS)
Became the 16th player in Washington history to register at least four interceptions and 11 passes defensed in a season, and first since DeAngelo Hall in 2013.

His four interceptions tied a single-season career-high. His combined eight interceptions from his 2016 and 2020 seasons in Washington are the most for a Washington player in that span.

Fuller intercepted passes in three consecutive games for the first time in his career in Weeks 4-6 and became the first Washington player to notch an interception in three consecutive weeks since London Fletcher did so in 2012.

In Week 4, Fuller had two interceptions and two passes defensed. It was his first-career multi-interception game and his first interception since picking off QB Jimmy Garoppolo in Super Bowl LIV.

2019 (KC)
Intercepted Jimmy Garoppolo in Super Bowl LIV to help Kansas City win their first Super Bowl since 1970.

Recorded his only career sack against Oakland, a seven yard sack.

2018 (KC)
Recorded a career-high four passes defensed in a win against Baltimore on December 9th.

2016 (WAS)
Made his NFL Debut. Became the fourth brother in his family to appear in the NFL, helping the Fullers join the Browners as only the second set of four brothers to all play in the NFL.

Year-by-Year

2020 (WAS)
Inactive in Weeks 1-2. Played and started in 14 games recording 50 tackles (38 solo), tallying 4 interceptions and 11 passes defensed.

2019 (KC)
Played in 11 games with four starts and tallied 49 tackles (34 solo), 1.0 sack and two passes defensed on the year.

Super Bowl LIV - Registered four tackles (three solo) with one interception and two passes defensed to help guide the Chiefs to a victory against the San Francisco 49ers in Super Bowl LIV.

2018 (KC)
Played and started in 15 games in his first season with the Chiefs. Compiled 82 tackles (64 solo), two interceptions, one forced fumble and 12 passes defensed on the year.

2017 (WAS)
Played in 16 games with six starts. Totaled 54 tackles (42 solo), 4 interceptions, one forced fumble and 10 passes defensed on the year.

2016 (WAS)
Played in 13 games with six starts at the nickel spot in his rookie campaign. Compiled 40 tackles (32 solo) and two passes defensed on the year.

Personal Life

High School - Our Lady of Good Counsel in Olney, Md.

Highlights - As a senior, he was named the Gatorade Player of the Year for the state of Maryland, was selected to the U.S. Army All-American Game and was the U.S. Army All-American Defensive Player of the Year and was named All-Met Offensive Player of the Year by the Washington Post.

Family - His three older brothers also played for Virginia Tech - Vincent, Corey and Kyle. Vincent played seven years (2005-11) for the Tennessee Titans and Detroit Lions. Corey played for the Detroit Lions and the New Orleans Saints (2013-17). Kyle was drafted in the first round of the 2014 NFL Draft by the Chicago Bears, where he has played since.

@KeFu11er

@kefu11er

Kendall Fuller

Career Defensive/Fumble Stats																
Year	Team	G	GS	Tack	Asst	Sacks	Yds	INT	Yds	Lg	TD	PD	QBH	TFL	FF	FR
2016	WAS	13	6	32	8	0.0	0.0	0	0	0	0	2	1	0	0	0
2017	WAS	16	6	42	12	0.0	0.0	4	4	3	0	10	0	2	1	0
2018	KC	15	15	64	18	0.0	0.0	2	0	0	0	12	0	1	1	0
2019	KC	11	4	34	15	1.0	7.0	0	0	0	0	2	1	3	0	0
2020	WAS	14	14	38	12	0.0	0.0	4	0	0	0	11	0	1	0	0
Career Totals																
Totals		**69**	**45**	**210**	**65**	**1.0**	**7.0**	**10**	**4**	**3**	**0**	**37**	**2**	**7**	**2**	**0**
Postseason																
2018	KC	2	2	9	4	0.0	0.0	0	0	0	0	1	0	0	0	0
2019	KC	3	2	4	1	0.0	0.0	1	0	0	0	2	0	0	0	0
2020	WAS	1	1	3	0	0.0	0.0	0	0	0	0	1	0	0	0	0
Totals		**6**	**5**	**16**	**5**	**0.0**	**0.0**	**1**	**0**	**0**	**0**	**4**	**0**	**0**	**0**	**0**

Single-Season Career Highs		
Games	16	2017
Sacks	1	2019
Sack Yds.	7	2019
TFL	3	2019
Tackles	82	2018
INT	4	2017, 2020
PD	12	2018
FF	1	2018
FR	--	--
QBH	1	2016, 2019

Single-Game Career Highs		
Sacks	1	Sep. 15, 2019 at OAK
Sack Yds.	7	Sep. 15, 2019 at OAK
TFL	1	7x, last Dec. 27, 2020 vs. CAR
Tackles	12	Dec. 30, 2018 vs. OAK
INT	2	Oct. 4, 2020 vs. BAL
PD	4	Dec. 9, 2018
FF	1	2x, last Sep. 15, 2019 at OAK
FR	--	--
QBH	1	2x, last Sep. 15, 2019 at OAK

Transactions			
Date	From Team	To Team	Description
03/18/2020	Kansas City	Washington	signed/unrest FA (Four-year contract)
03/14/2018	Washington	Kansas City	traded (w/ 3rd-round pick for QB Alex Smith)
06/02/2016	Washington	Washington	signed/draft choice

ANTONIO GIBSON
Running Back

24

6-2	221	2nd Season

June 23, 1998 [23]

Stockbridge, Ga.

University of Memphis

2020 3rd Round (66)

Year-by-Year

2020 (WAS)
Played in 14 games (10 started) logging 795 rushing yards on 170 carries and 11 touchdonws along with 247 recieving yards on 36 receptions totaling 1042 scrimmage yards.

Career Highlights

2020 (WAS)
Became the first rookie to score three touchdowns on Thanksgiving Day since Randy Moss in 1998 and first Washington player to rush for three touchdowns since Robert Kelley in 2016.

Tied Charlie Brown (1982) for most games in a row with a touchdown by a rookie with five-straight consecutive scoring contests.

Surpassed 1,000 scrimmage yards on the season in Week 17, becoming the seventh rookie to do so in franchise history and first since Alfred Morris in 2012.

Joined Alfred Morris as the only two rookies in franchise history to surpass 1,000 scrimmage yards and record 11 touchdowns. He became the 17th player for Washington overall to achieve the feat.

Became the seventh rookie in franchise history to post 750+ rushing yards. His 795 yards ranks sixth all-time in Washington history behind Robert Griffin III's 815 in 2012.

Finished tied for first amongst rookies in rushing touchdowns (11), fifth in rushing yards (795) and fifth in yards from scrimmage (1,042).

He became one of 20 players to record 11-plus rushing touchdowns and 1,000-plus yards from scrimmage through 14-career games in NFL history all-time, and the first to do so for Washington.

He became the fourth rookie in franchise history to post multiple games with two-plus rushing touchdowns (Alfred Morris, Robert Griffin III and Skip Hicks).

Personal

High School - Eagles Landing H.S. in McDonough, Ga.

Highlights - Named the Henry Herald Offensive Player of the Year in 2015.

As a senior in 2015, named the Henry Herald Offensive Player of the Year, All-Region 4-AAAA Offensive Player of the Year.

Family - Son of Annette Williams.

@AntonioGibson14

@ant_gibs24

Antonio Gibson

Career Rushing/Receiving Stats															
Year	Team	G	GS	Att	Yds	Avg	Lg	TD	Rec	Yds	Avg	Lg	TD	Scrim	Fumble
2020	WAS	14	10	170	795	4.7	40	11	36	247	6.9	40	0	1042	2
Career Totals															
Totals		**14**	**10**	**170**	**795**	**4.7**	**40**	**11**	**36**	**247**	**6.9**	**40**	**0**	**1042**	**2**
Postseason															
2020	**NFL**	1	1	14	31	2.2	11	0	2	4	2.0	3	0	35	0
Totals		**1**	**1**	**14**	**31**	**2.2**	**11**	**0**	**2**	**4**	**2.0**	**3**	**0**	**35**	**0**

Single-Season Career Highs		
Games	14	2020
Attempts	170	2020
Yards	795	2020
Long	40	2020
TD	11	2020
Rec	36	2020
Yds.	247	2020
Long	40	2020
TD	0	2020
Scrim Yd.	1,042	2020

Single-Game Career Highs		
Attempts	20	2x, last Nov. 26, 2020 at DAL
Yards	128	Oct. 28, 2020 vs. DAL
Long	40	
TD	3	Nov. 26, 2020 at DAL
Rec	5	2x, last Nov. 26, 2020 at DAL
Yds.	82	Oct. 4, 2020 vs. Bal
Long	40	Oct. 25, 2020 vs. DAL
TD	--	--
Scrim Yd.	136	Nov. 26, 2020 at DAL

Transactions			
Date	From Team	To Team	Description
07/23/20	Washington	Washington	signed/draft choice (Four-year contract)

TAYLOR HEINICKE
Quarterback

4

6-1	210	7th Season

March 15, 1993 (28)

Atlanta, Ga.

Old Dominion

FA - 2020

Career Highlights

2020 (WAS)
Became the first undrafted quarterback to start a postseason contest for Washington in franchise history.

Became the sixth quarterback for Washington to amass 300 yards passing in a postseason contest, joining Kirk Cousins, Mark Rypien, Doug Williams, Joe Theismann and Sammy Baugh.

Joined Kirk Cousins as the only two Washington quarterbacks to run and throw for a touchdown in a playoff game.

Heinicke's 26 completions rank tied for fourth for a Washington quarterback in a playoff game.

His 15 passing first downs are the second-most for a single quarterback for Washington in a playoff game in franchise history, behind Todd Collins (16) in 2008.

Became the first undrafted quarterback to rush for a touchdown in a postseason game since Jeff Garcia did so in 2003.

His 46 rushing yards and six rushes are both the most for a quarterback in a playoff game in Washington history.

Became the fifth undrafted quarterback all-time to post both a rushing touchdown and a passing touchdown in a playoff game, joining Jeff Garcia, Kurt Warner, Steve Young and Dave Krieg.

Year-by-Year

2020 (WAS)
Made his first start for Washington and first in the postseason in his career in the NFC Wild Card Round against Tampa Bay, completing 26-of-44 passes for 306 yards and a touchdown. Also added six attempts for 46 yards (7.7 avg.) and a touchdown on the ground.

2018 (CAR)
Appeared in six games with one start in his first year with the Panthers...Completed 35-of-57 passes for 320 yards and a touchdown.

Made his first-career start vs. ATL, completing 33-of-53 passes for a career-high 274 yards and a touchdown.

2017 (HOU)
Appeared in one game, completing one pass for 10 yards vs. PIT

Personal

High School - Attended Collins Hill High School in Suwanee, Ga.

Highlights -Named the Old Spice Player of the Year in the state of Georgia as a senior in 2010. Received Gwinnett Daily Post Offensive Player of the Year honor... Set Gwinnett County single-season records for passing yards (4,218) and touchdowns (44). His 4,218 passing yards ranks second in Georgia state history, while his 44 touchdowns rank third in state history.

Family - Son of Diane Dodsworth and the late Brett Heinicke

N/A

@taylorheinicke

Taylor Heinicke

Career Passing Stats																
Year	Team	G	GS	Att	Cmp	Pct	Yds	Y/A	TD	TD%	Int	Int%	Lg	Sk	Lst	Rate
2018	HOU	1	0	1	1	100.0	10	10.0	0	0.0	0	0.0	10	1	16	108.3
2019	CAR	6	1	57	35	61.4	320	5.6	1	1.8	3	5.3	33	2	17	60.6
2020	WAS	1	0	19	12	63.2	137	7.2	1	5.3	0	0.0	29t	1	7	102.3
Career Totals																
Totals		**8**	**1**	**77**	**48**	**62.3**	**467**	**6.1**	**2**	**2.6**	**3**	**3.9**	**33**	**4**	**40**	**71.7**

Career Postseason Passing Stats																
Year	Team	G	GS	Att	Cmp	Pct	Yds	Y/A	TD	TD%	Int	Int%	Lg	Sk	Lst	Rate
2020	WAS	1	1	44	26	59.1	306	7.0	1	2.3	1	2.3	36	2	17	78.4
Career Totals																
Totals		**1**	**1**	**44**	**26**	**59.1**	**306**	**7.0**	**1**	**2.3**	**1**	**2.3**	**36**	**2**	**17**	**78.4**

Career Rushing/Receiving Stats												
Year	Team	Att	Yds	Avg	Lg	TD	Rec	Yds	Avg	Lg	TD	ScrimYds
2018	HOU	1	2	2.0	2	0	0	0	-	-	0	2
2019	MIA	5	31	6.2	19	0	0	0	-	-	0	31
2020	MIA	3	22	7.3	12	0	0	0	-	-	0	22
Career Totals												
Totals		**9**	**55**	**6.1**	**19**	**0**	**0**	**0**	**-**	**-**	**0**	**55**

Career Postseason Rushing Stats												
Year	Team	Att	Yds	Avg	Lg	TD	Rec	Yds	Avg	Lg	TD	ScrimYds
2020	WAS	6	46	7.7	13	1	0	0	-	-	0	46
Career Totals												
Totals		**6**	**46**	**7.7**	**13**	**1**	**0**	**0**	**-**	**-**	**0**	**46**

Single-Season Career Highs		
Games	6	2018
Starts	1	2018
Attempts	57	2018
Comp.	35	2018
Yards	320	2018
PCT.	63.2	2020
TD	1	2018, 2020
INT	3	2018
SACK	2	2018
RATE	108.3	2017
Rush Att.	5	2018
Yards	31	2018
TD	--	--

Single-Game Career Highs		
Attempts	53	Dec. 23, 2018 vs. ATL
Comp.	33	Dec. 23, 2018 vs. ATL
Yards	274	Dec. 23, 2018 vs. ATL
PCT*	63.2	Dec. 27, 2020 vs. CAR
TD	1	2x, last Dec. 27, 2020 vs. CAR
INT	3	Dec. 23, 2018 vs. ATL
SACK	2	Dec. 23, 2018 vs. ATL
RATE**	102.3	Dec. 27, 2020 vs. CAR
Rush Att.	3	Dec. 27, 2020 vs. CAR
Yards	33	Dec. 23, 2018 vs. ATL
TD	--	--

*Min 15 attempts
**Min 15 attempts

Taylor Heinicke

Transactions			
Date	From Team	To Team	Description
02/10/2021	Washington	Washington	re-signed (Two-year extension)
12/19/2020	Washington	Washington	active/prac. squad
12/08/2020	Carolina	Washington	pract. squad add
08/30/2019	Carolina	Carolina	cut
03/12/2019	Carolina	Carolina	re-signed (One-year contract)
04/16/2018	Houston	Carolina	acquired from waiver
04/13/2018	Houston	Houston	cut
11/29/2017	New England	Houston	pract. squad add
09/23/2017	Minnesota	New England	pract. squad add
09/11/2017	Minnesota	Minnesota	cut
05/06/2015	Minnesota	Minnesota	signed

COLE HOLCOMB
Linebacker

55

6-1	240	3rd Season

July 30, 1996 (24)

New Smyrna Beach, Fla.

University of North Carolina

2019 5th Round (173)

College

Played collegiately at North Carolina from 2015-18, accumulating 328 tackles (171 solo), 15.5 tackles for loss, 12 passes defended, four forced fumbles, 2.5 sacks and a fumble recovery in 49 career games.

Earned second-team All-ACC honors as a senior in 2018 after and led the ACC averaging 9.5 tackles per game.

Started in all 11 games in which he appeared, tallying a team-leading 105 tackles, a sack, eight tackles for loss, a quarterback pressure, four pass breakups and four forced fumbles.

Year-by-Year

2020 (WAS)
Appeared in 11 games with 10 starts at linebacker totaling 70 tackles (43 solo), 2.5 sacks, and a pass defensed.

2019 (WAS)
Appeared in 16 games with 15 starts at linebacker and registered 101 tackles (70 solo), one sack, one pass defensed and three forced fumbles.

Personal

High School - New Smyrna Beach H.S., New Smyrna Beach, Fla.

Highlights - Earned second-team all-county honors during his senior season... Helped lead his team to a district championship and advance to the second round of the 7A state playoffs as a junior.

Family - Son of Beth and Jack Holcomb.

@ColeHolcomb_ @coleholcomb

Cole Holcomb

Career Defensive/Fumble Stats																
Year	Team	G	GS	Tack	Asst	Sacks	Yds	INT	Yds	Lg	TD	PD	QBH	TFL	FF	FR
2019	WAS	16	15	70	31	1.0	6.0	0	0	0	0	1	2	6	3	0
2020	WAS	11	10	43	27	2.5	19.0	1	0	0	0	1	4	6	0	0
Career Totals																
Totals		**27**	**25**	**113**	**58**	**3.5**	**25.0**	**1**	**0**	**0**	**0**	**2**	**6**	**12**	**3**	**0**
Postseason																
2020	WAS	1	1	5	2	0.0	0.0	0	0	0	0	0	0	0	0	0
Totals		**1**	**1**	**5**	**2**	**0.0**	**0.0**	**0**	**0**	**0**	**0**	**0**	**0**	**0**	**0**	**0**

Single-Season Career Highs		
Games	16	2019
Sacks	2.5	2020
Sack Yds.	19	2020
TFL	6	2019, 2020
Tackles	101	2019
INT	1	2020
PD	1	2019, 2020
FF	3	2019
FR	--	--
QBH	4	2020

Single-Game Career Highs		
Sacks	1	2x, last Dec. 27, 2020 vs. CAR
Sack Yds.	8	Oct. 25, 2020 vs. DAL
TFL	1	6x, last Dec. 27, 2020 vs. CAR
Tackles	6	3x, last Jan. 3, 2021 at PHI
INT	1	Oct. 25, 2020 vs. DAL
PD	1	Oct. 25, 2020 vs. DAL
FF	3	3x, last Nov. 24, 2019 vs. DET
FR	--	--
QBH	2	Oct. 25, 2020 vs. DAL

Transactions			
Date	From Team	To Team	Description
06/06/2019	Washington	Washington	signed/draft choice

DUSTIN HOPKINS
Kicker

3

6-2	205	8th Season

October 1, 1990 (30)

Austin, Texas

Florida State

FA - '15

Career Highlights

Made 27-of-34 field goals during the 2020 season, connecting on 79.4 percent, alongside 30-of-32 PATs and 111 points.

His 27 made field goals in 2020 are his second-most in a single season in his career.

Passed Mark Moseley (12) for the most field goals from 50-plus yards in franchise history with 13.

Hopkins (622) passed Curt Knight (475) for third-most points in franchise history.

Made 13 field goals from 40-49 yards, the most in a single season in his career.

Connected on two field goals from 50-plus yards for the third-consecutive season

Holds the highest field goal percentage mark in franchise history, connecting on 83.9 percent of attempts.

Ranks third in the franchise in made field goals with 151.

Totaled 50 games with two or more field goals made, the third-most in franchise history.

College

Played collegiately at Florida State, setting a new NCAA career scoring record for kickers (466 points) during a storied four-year career.

Also established new NCAA, ACC and Florida State records with 88 career field goals... His 88th career field goal in the Orange Bowl over Northern Illinois pushed him past Georgia's Billy Bennett (87, 2000-03).

Kicked at least one field goal in 46 career games to set the all-time NCAA record.

Named to All-ACC following his junior and senior seasons.

Walter Camp All-American and AP All-American (Second Team) as a senior captain when he posted 140 points to set a new conference all-time single season scoring mark, as he made 25-of-30 field goal attempts.

As a junior in 2011, converted 22-of-27 field goal attempts and was a first-team All-ACC selection.

Personal

High School - Clear Lake H.S. in Houston, Tx.

Highlights - was a two-time Texas 5A all-state selection and USA Today first-team All-American as a senior... Participated in the Under Armour All-America game.

Family - Son of Jim and Karen Hopkins. Married his wife, Gabrielle, in July of 2014 and welcomed their son, Wake Steele, in March of 2017.

Year-by-Year

2020 (WAS)
Appeared in all 16 games convertinig 27-for-34 field goal attempts (93.8 pct.) and 30-of-32 PATs for 111 total points.

2019 (WAS)
Appeared in all 16 games and converted 25-for-30 field goal attempts (83.3 percent) and 21-of-22 PATs for 96 total points.

2018 (WAS)
Converted 26-of-29 field goal attempts (89.7 percent) and 25-of-26 PATs for 103 points in 16 games.

2017 (WAS)
Led Washington in scoring with 60 points in only eight games after finishing the season 14-of-17 on field goal attempts and 18-of-19 on PATs.

2016 (WAS)
Converted 34-of-42 field goal attempts (81.0 percent) and 36-of-39 PATs for 138 points in 16 games. His 34 field goals broke Mark Moseley's 1983 team record (33).

2015 (NO/WAS)
Completed first season 25-of-28 on field goal attempts for Washington. His 89.3 field goal percentage in 2015 marked the third-best single-season percentage in Washington history. Spent the offseason with the Saints before being waived during final cuts

@Dahop5

@dustinhopkins3

Dustin Hopkins

Career Kicking Stats

Year	Team	G	FGM	FGA	Pct	FGM	FGA	Pct	FGM	FGA	Pct	FGM	FGA	Pct	FGM	FGA	Pct	FGM	FGA	Pct	Lg	XPM	XPA	Pct	Pts
2015	Was	15	0	0	-	7	7	100.0	9	9	100.0	7	8	87.5	2	4	50.0	25	28	89.3	54	39	40	97.5	114
2016	Was	16	0	0	-	12	12	100.0	12	14	85.7	7	9	77.8	3	7	42.9	34	42	81.0	53	36	39	92.3	138
2017	Was	8	1	1	100.0	7	7	100.0	2	2	100.0	4	5	80.0	0	2	0.0	14	17	82.4	49	18	19	94.7	60
2018	Was	16	0	0	-	5	5	100.0	7	7	100.0	10	12	83.3	4	5	80.0	26	29	89.7	56	25	26	96.2	103
2019	Was	16	0	0	-	7	8	87.5	8	9	88.9	8	10	80.0	2	3	66.7	25	30	83.3	53	21	22	95.5	96
2020	Was	16	0	0	-	5	5	100.0	7	8	87.5	13	17	76.5	2	4	50.0	27	34	79.4	51	30	32	93.8	111
Career Totals																									
Totals		7	1	1	100.0	43	44	97.7	45	49	91.8	49	61	80.3	13	25	52.0	151	180	83.9	56	169	178	94.9	622
Postseason																									
2015	Was	1	0	0	-	1	1	100.0	0	0	-	0	0	-	0	0	-	1	1	100.0	25	1	2	50.0	4
2020	Was	1	0	0	-	0	0	-	1	1	100.0	0	0	-	0	0	-	1	1	100.0	36	2	2	100.0	5
Totals		2	0	0	-	1	1	100.0	1	1	100.0	0	0	-	0	0	-	2	2	100.0	36	3	4	75.0	9

Transactions

Date	From Team	To Team	Description
03/18/2021	Washington	Washington	re-signed/unrest FA (One-year contract)
03/12/2018	Washington	Washington	re-signed (Three-year contract (through)
09/14/2015	New Orleans	Washington	signed
09/05/2015	New Orleans	New Orleans	cut
12/29/2014	New Orleans	New Orleans	signed
12/17/2014	Buffalo	New Orleans	pract. squad add
08/25/2014	Buffalo	Buffalo	cut
05/10/2013	Buffalo	Buffalo	signed/draft choice (Four-year contract)

KHALEKE HUDSON
Linebacker

47

6-0	220	3rd Season

December 6, 1997 (23)

McKeesport, Pa.

University of Michigan

2020 5th Round (162)

College

Appeared in 52 games (37 starts) at Michigan from 2016-19, where he finished with 225 tackles (114 solo), 10.0 sacks, 2 interceptions, 14 passes defensed, 2 forced fumble and 1 fumble recoveries.

In 2019, started all 13 games and led the team with 102 tackles, including 3.5 for loss, two sacks, three pass breakups and one blocked punt.

Semifinalist for the Jason Witten Collegiate Man of the Year.

In 2018, appeared in all 13 games and totaled 44 tackles with 3.5 for loss, two sacks, and two blocked punts.

All-Big Ten selection. Four-time letterman.

Year-by-Year

2020 (WAS)
Appeared in 16 games (2 started) recording 8 tackles (5 solo) and two tackle for loss.

Personal

High School - Mckeesport Area High School in Mckeesport, Pa.

Highlights - As a senior, registered 60 tackles and three interceptions -returning two for touchdowns... Rushed for 1,118 yards on 106 carries with 17 touchdowns and caught five passes for 219 yards and scored five touchdowns

@KhalekeHudson

@bigleke7

Khaleke Hudson

Career Defensive/Fumble Stats																
Year	Team	G	GS	Tack	Asst	Sacks	Yds	INT	Yds	Lg	TD	PD	QBH	TFL	FF	FR
2020	WAS	16	2	5	3	0.0	0.0	0	0	0	0	0	1	2	0	0
Career Totals																
Totals		**16**	**2**	**5**	**3**	**0.0**	**0.0**	**0**	**0**	**-**	**0**	**0**	**1**	**2**	**0**	**0**
Postseason																
2020	WAS	1	0	0	0	0.0	0.0	0	0	0	0	0	0	0	0	0
Totals		**1**	**0**	**0**	**0**	**0.0**	**0.0**	**0**	**0**	**0**	**0**	**0**	**0**	**0**	**0**	**0**

Single-Season Career Highs		
Games	16	2020
Sacks	--	--
Sack Yds.	--	--
TFL	2	2020
Tackles	8	2020
INT	--	--
PD	--	--
FF	--	--
FR	--	--
QBH	1	2020

Single-Game Career Highs		
Sacks	--	--
Sack Yds.	--	--
TFL	1	Dec. 20, 2020 vs. SEA
Tackles	5	Dec. 20, 2020 vs. SEA
INT	--	--
PD	--	--
FF	--	--
FR	--	--
QBH	1	Dec. 20, 2020 vs. SEA

Transactions			
Date	**From Team**	**To Team**	**Description**
07/23/20	Washington	Washington	signed/draft choice (Four-year contract)

ADAM HUMPHRIES
Wide Receiver

13

5-11	195	7th Season

June 24, 1993 (28)

Spartanburg, S.C.

Clemson University

UFA - (TEN) '21

Career Highlights

In his first season with the Titans in 2019, he finished third on the squad with 37 receptions for 374 yards with two touchdowns. After completing his four-year career at Clemson, Humphries signed a rookie free agent deal with the Tampa Bay Buccaneers and spent his first four NFL campaigns with the club (2015-18), registering 219 receptions for 2,329 yards and nine touchdowns.

In 2019, Humphries ranked third on the team with 37 receptions in his first season as a Titan.

In 2018, Humphries set career highs in his final season in Tampa Bay with 76 receptions for 816 yards and five touchdowns.

Humphries has recorded two 100-plus recieving games in his career, with his coming on New Years Eve in 2017 when he posted a career-high 102 yards on seven receptions.

On Nov. 4, 2018, Humphries recorded a single-game high two touchdowns against the Panthers. It was the first and is the only multi-touchdown game of his career.

College

Played in 53 games with 27 starts at Clemson (2011-14) and totaled 127 receptions for 1,097 yards and three touchdowns, 10 carries for 24 yards and one touchdown and 69 punt returns for 476 yards and one touchdown.

When he graduated tied for the fourth-most games played in Clemson school history.

As a senior (2014), was named a permanent co-captain.

Played in 13 games with 12 starts and recorded 30 receptions for 204 yards, five carries for five yards and one touchdown and 31 punt returns for 178 yards and one touchdown.

Personal

High School - Attended Dorman (Roebuck, S.C.) High School and played running back, tailback, quarterback, wide receiver, safety and cornerback in addition to being a kick returner over his four-year career.

Highlights - Notched 34 carries for 178 yards and 11 touchdowns, giving him 15 total touchdowns, and added seven kickoff returns for 155 yards. On defense, collected 32 tackles, nine pass breakups and three interceptions.

Year-by-Year

2020 (TEN)
Played in seven games with one start at wide receiver and caught 23 passes for 228 yards with two touchdowns. Was inactive for four contests and spent one game on the reserve/COVID-19 list. Placed on injured reserve on Dec. 8 and missed the final four regular season games and the postseason contest. Led the team in receptions once in 2020.

2019 (TEN)
Saw action in 12 games with three starts at wide receiver in his first season with the Titans. He finished third on the squad with 37 receptions for 374 yards with two touchdowns.

2018 (TB)
Played in all 16 games with 10 starts and caught 76 passes for 816 yards and five touchdowns. His 76 receptions and 816 receiving yards are both career-highs and each established new single-season franchise records for an undrafted player.

2017 (TB)
Saw action in all 16 games for the first time in his career and posted 54 receptions for 529 yards with one touchdown.

2016 (TB)
Saw action in 15 games with four starts and collected 55 receptions for 622 yards and two touchdowns. Returned 24 punt returns for 237 yards.

2015 (TB)
Played in 13 games as a rookie and produced 27 catches for 260 yards with a touchdown.

@N/A

@adamhumphries10

Adam Humphries

Career Rushing/Receiving Stats															
Year	Team	G	GS	Att	Yds	Avg	Lg	TD	Rec	Yds	Avg	Lg	TD	Scrim	Fumble
2015	TB	13	0	0	0	0	0	0	27	260	9.6	27	1	260	0
2016	TB	15	4	5	18	3.6	8	0	55	622	11.3	42t	2	640	0
2017	TB	16	3	1	6	6.0	6	0	61	631	10.3	43	1	637	1
2018	TB	16	10	2	11	5.5	7	0	76	816	10.7	51	5	827	0
2019	TEN	12	3	1	1	1.0	1	0	37	374	10.1	30	2	375	0
2020	TEN	7	1	0	0	0	0	0	23	228	9.9	23	2	228	0
Career Totals															
Totals		**79**	**21**	**9**	**36**	**4.0**	**8**	**0**	**279**	**2931**	**10.5**	**51**	**13**	**2967**	**1**
Postseason															
2019	TEN	1	0	0	0	0	0	0	4	25	6.3	9	0	25	0
Totals		**1**	**0**	**0**	**0**	**0**	**0**	**0**	**4**	**25**	**6.3**	**9**	**0**	**25**	**0**

Career Returning Stats														
Year	Team	PR	FC	Yds	Avg	Lg	TD	KR	FC	Yds	Avg	Lg	TD	Fumble
2016	TB	24	22	237	9.9	25	0	4	0	47	11.8	17	0	3
2017	TB	6	7	49	8.2	19	0	0	0	0	-	-	0	0
2018	TB	21	15	139	6.6	16	0	2	0	17	8.5	13	0	2
2019	TEN	12	19	78	6.5	21	0	0	0	0	-	-	0	1
Totals		**63**	**63**	**503**	**8.0**	**25**	**0**	**6**	**0**	**64**	**10.7**	**17**	**0**	**6**

Single-Season Career Highs		
Games	16	2017, 2018
Attempts	5	2016
Yards	18	2016
Long	8	2016
TD	--	--
Rec	76	2018
Yds.	816	2018
Long	51	2018
TD	5	2018
Scrim Yd.	827	2018

Single-Game Career Highs		
Attempts	2	Nov. 27, 2016 vs. SEA
Yards	7	Sept. 11, 2016 at ATL
Long	7	Sept. 11, 2016 at ATL
TD	--	--
Rec	10	Jan. 1, 2017 vs. CAR
Yds.	102	Dec. 31, 2017 vs. NO
Long	51	Oct. 14, 2018 at ATL
TD	2	Nov. 4, 2018 at CAR
Scrim Yd.	102	Dec. 31, 2017 vs. NO

Transactions			
Date	From Team	To Team	Description
03/26/2021	Tennessee Titans	Washington	signed (One-year contract)
02/25/2021	Tennessee	Tennessee	cut
03/14/2019	Tampa Bay	Tennessee	signed/unrest FA (Four-year contract)
04/16/2018	Tampa Bay	Tampa Bay	re-signed/rest FA (One-year tender)
04/17/2017	Tampa Bay	Tampa Bay	re-signed/excl. FA (One-year tender)
10/07/2015	Tampa Bay Buccaneers	Tampa Bay Buccaneers	pract. squad add
10/05/2015	Tampa Bay Buccaneers	Tampa Bay Buccaneers	cut
05/11/2015	Tampa Bay Buccaneers	Tampa Bay Buccaneers	signed

MATT IOANNIDIS
Defensive Tackle

98

6-3	310	3rd Season

January 11, 1994 (27)

Flemington, N.J.

Temple

2016 5th Round (152)

Career Highlights

Played in three games in 2020, tallying seven tackles (five solo), 1.5 sacks for a loss of 8.5 yards, four quarterback hits and two tackles for loss.

Recorded 1.5 sacks in Week 1 of 2020 against the Eagles, the fourth time in his career with multiple sacks in a single game.

His 22.0 sacks rank as the fifth-most through a player's first 57-career games in Washington and his 48 quarterback hits rank as the third-most through a player's first 57-career games in Washington.

Tallied four contests with multiple sacks, tied for the fourth-most in a player's first 57-career games in Washington.

College

Played collegiately at Temple from 2012-15, appearing in 44 career games for the Owls.

Posted 118 career tackles (77 solo, 30.0 for loss), 10.0 sacks, eight pass breakups and a forced fumble.

A two-time team captain, started every game in 2015, earning first-team All-AAC honors and being named a third-team All-American by Phil Steele.

Led all Temple defensive linemen with 47 tackles and led the entire defense with 11.0 tackles for loss.

Named second-team All-AAC... Changed his number from No. 95 to No. 9 in keeping with school tradition that dictates single-digit numbers be given to the toughest players on the team.

Personal

High School - Attended Hunterdon Central Regional H.S. in Flemington, N.J.

Highlights - Was a 2011 Newark Star-Ledger second-team all-state selection, a first-team all-state Group 4 honoree, and all-West Jersey honoree.

Community - In 2016, participated in recess events alongside 200 students from various D.C. schools at a Play 60 event. Read class favorites to middle school students and also served as a judge for a touchdown dance committee at Raymond Education Campus in Washington, D.C., and participated in a financial literacy course hosted by eighth grade students at Kenmoor Middle School at Junior Achievement's Finance Park in Hyattsville, Md.

Year-by-Year

2020 (WAS)
Appeared in 3 games recording 7 tackles (5 solo), 1.5 sacks and two tackles for loss. Placed on Injured/Reserve on September 19, 2020 with a torn left bicep. Missed the remainder of the season.

2019 (WAS)
Appeared in 16 games with 15 starts and registered single season career-highs in total tackles (64), solo tackles (42), sacks (8.5) and tackles for loss (11).

2018 (WAS)
Appeared in 14 games with nine starts, totaling 31 tackles (23 solo), 7.5 sacks, six tackles for loss, one fumble recovery and one forced fumble.

2017 (WAS)
Posted career highs in games played (14), starts (10), total tackles (27), solo tackles (13), sacks (4.5) and forced fumbles (one).

2016 (WAS)
Appeared in 10 games as a rookie, adding eight tackles (six solo).

Waived during final cuts but signed to the practice squad a day later.

Promoted to the Washington's active roster in Week 3. Made NFL debut in his home state of New Jersey at NYG.

@Mattioannidis

@Matt_ioannidis98

Matt Ioannidis

Career Defensive/Fumble Stats																
Year	Team	G	GS	Tack	Asst	Sacks	Yds	INT	Yds	Lg	TD	PD	QBH	TFL	FF	FR
2016	WAS	10	0	6	2	0.0	0.0	0	0	0	0	0	0	0	0	0
2017	WAS	14	10	13	14	4.5	33.5	0	0	0	0	0	17	3	1	0
2018	WAS	14	9	23	8	7.5	40.0	0	0	0	0	0	11	6	1	1
2019	WAS	16	15	42	22	8.5	48.0	0	0	0	0	1	16	11	0	0
2020	WAS	3	0	5	2	1.5	8.5	0	0	0	0	0	4	2	0	0
Career Totals																
Totals		**57**	**34**	**89**	**48**	**22.0**	**130.0**	**0**	**0**	**-**	**0**	**1**	**48**	**22**	**2**	**1**

Single-Season Career Highs		
Games	16	2019
Sacks	8.5	2019
Sack Yds.	48	2019
TFL	11	2019
Tackles	64	2019
INT	--	--
PD	1	2019
FF	1	2017, 2018
FR	1	2018
QBH	17	2017

Single-Game Career Highs		
Sacks	2.5	Oct. 28, 2018 at NYG
Sack Yds.	16	Oct. 28, 2018 at NYG
TFL	2	2x, last Dec. 1, 2019 at CAR
Tackles	8	Oct. 20, 2019 vs. SF
INT	--	--
PD	1	Dec. 29, 2019 at DAL
FF	1	2x, last Sept. 9, 2018 at ARI
FR	1	Sept. 9, 2019 at ARI
QBH	4	3x, last Sept. 13, 2020 vs. PHI

Transactions			
Date	From Team	To Team	Description
04/18/2019	Washington	Washington	re-signed (Three-year extension)
09/19/2016	Washington	Washington	active/prac. squad
09/05/2016	Washington	Washington	pract. squad add
09/03/2016	Washington	Washington	cut
05/09/2016	Washington	Washington	signed/draft choice (Four-year contract

WILLIAM JACKSON III 23

Cornerback

6-0	196	6th Season

October 27, 1992 (28)

Houston, Texas

University of Houston

UFA (CIN) - '21

Career Highlights

Selected by the Cincinnati Bengals in the first round (24th overall) of the 2016 NFL Draft.

Since 2017, the Bengals have held opposing passers to a 62.8 completion percentage, the seventh-lowest in the NFL during that span.

His 75-yard interception touchdown return in 2017 is the 10th longest interception return touchdown by a cornerback since that season.

During the return, Jackson reached a speed of 21,52 MPH, the fastest speed by a Bengals ball carrier that season and the seventh-fastest league wide.

According to Pro Football Focus, Jackson has recorded a 72.0 coverage grade or higher in three of his first four seasons.

Since 2017, Jackson has tallied three interceptions for 124 yards. His 124 yards are the most by a cornerback with three or fewer interceptions.

College

Started 12 games while appearing in 13 at cornerback in 2015.

Led the nation and set a Houston single-season record with 23 pass breakups ... also led the nation in passes defended with 28, finishing 20th with five interceptions ... finished his career third on the UH career passes broken up chart with 40 despite only playing three seasons.

In 2014, appeared in all 13 games in the 2014 season, making 12 starts at corner ... was second in the league with 10 breakups ... had two interceptions ... tallied 37 tackles, one fumble recovery and a forced fumble

Personal

High School - Attended Wheatley High School in Houston, Tx.

Highlights - Was a star DB as well as WR where he tallied 35 receptions for 626 yards and 10 touchdowns as a junior and senior.

Jackson majored in Sociology at Houston and his hobbies include horseback riding.

Year-by-Year

2020 (CIN)
Played and started in 14 games recording a season high 45 tackles (38 solo), one interception, 11 passes defensed, and one tackle for loss.

2019 (CIN)
Played in 14 games (13 starts), while battling a shoulder injury. Totaled 37 tackles, three PDs and one INT. In Game 2 vs. San Francisco, picked off QB Jimmy Garoppolo and returned it 19 yards. According to NFL's Next Gen Stats, he reached a speed of 21.33 MPH on the runback, good for the second-fastest speed by a Bengal ball carrier in 2019 and 20th-fastest leaguewide. Logged three tackles and a PD at Buffalo. Led team with career-high 10 tackles (eight solo) vs. the N.Y. Jets.

2018 (CIN)
Started all 16 games at CB in first season of action as full-time starter. Totaled 41 tackles and team-high 13 PDs (seventh in AFC). Saw action on 1,063 of 1129 total defensive snaps (94.2 percent), second-most among Bengals defenders.

2017 (CIN)
Played in 15 games with five starts (Games 6 and 13-16) at CB, filling in for injured starter Adam Jones Totaled 25 tackles, including one sack, and had 14 PDs (tied for the team lead) and one INT. The INT came on Sept. 24 at Green Bay, when he jumped an Aaron Rodgers pass and returned it 75 yards for a TD; it was only the second pick-six of Rodgers' career, and Jackson became just the 14th player in Bengals history to score on his first career INT (the first since DE Carlos Dunlap in 2012). According to NFL's Next Gen Stats, he reached 21.52 MPH on the return, the fastest by a Bengal in '17 and the se enth-fastest by any NFL ball carrier. Recorded a third-quarter sack of Titans QB Marcus Mariota on Nov. 12 at Tennessee.

2016 (CIN)
Suffered torn pectoral muscle tendon in practice on Aug. 1.

@WilliamJackson3 @williamjacksoniii

William Jackson III

Career Defensive/Fumble Stats																
Year	Team	G	GS	Tack	Asst	Sacks	Yds	INT	Yds	Lg	TD	PD	QBH	TFL	FF	FR
2017	CIN	15	5	19	6	1.0	7.0	1	75	75t	1	14	1	1	0	0
2018	CIN	16	16	34	7	0.0	0.0	0	0	0	0	13	0	2	0	0
2019	CIN	14	13	26	11	0.0	0.0	1	19	19	0	3	0	1	0	0
2020	CIN	14	14	38	7	0.0	0.0	1	30	30	0	11	0	1	0	0
Career Totals																
Totals		**59**	**48**	**117**	**31**	**1.0**	**7.0**	**3**	**124**	**75t**	**1**	**41**	**1**	**5**	**0**	**0**

Single-Season Career Highs		
Games	16	2018
Sacks	1	2017
Sack Yds.	7	2020
TFL	2	2018
Tackles	45	2020
INT	1	2017, 2019, 2020
PD	14	2017
FF	--	---
FR	--	--
QBH	1	2017

Single-Game Career Highs		
Sacks	1	Nov. 12, 2017 at TEN
Sack Yds.	7	Nov. 12, 2017 at TEN
TFL	1	5x, last Oct. 11, 2020 at BAL
Tackles	10	Dec. 1, 2019 vs. NYJ
INT	1	3x, last September 17, 2020
PD	3	2x, last Dec. 6, 2020 at MIA
FF	--	--
FR	--	--
QBH	1	Nov. 12, 2017 at TEN

Transactions			
Date	From Team	To Team	Description
03/17/2021	Cincinnati	Washington	signed/unrest FA (Three-year contract)
04/24/2019	Cincinnati	Cincinnati	team exercises option
06/10/2016	Cincinnati	Cincinnati	signed/draft choice (Four-year contract)

TYLER LARSEN
Center

69

6-4	325	7th Season

July 8, 1991 (30)

Salt Lake City, Utah

Utah State

FA '21

College

Four-year letterman at Utah State.

Played in 54 games with 52 starts, both school records.

Set a school record with 52 consecutive starts, all at center.

Three-time all-conference selection, earning first-team All-Mountain West Conference honors as a senior in 2013 and first-team All-Western Athletic Conference recognition as a junior in 2012 and sophomore in 2011.

Played in two games as a true freshman in 2009 before suffering a season-ending knee injury and being granted a medical redshirt.

Year-by-Year

2020 (CAR)
Appeared in 13 games.

2019 (CAR)
Played in 16 games as a reserve offensive lineman in 2019.

2018 (CAR)
Played in a career-high 16 games with three starts at for Carolina in 2018...Helped Carolina rank fourth in the NFL in rushing and first in yards per rush, averaging 5.01 yards per attempt.

2017 (CAR)
Played in 13 games, making 10 starts at center for Carolina in 2017.

Helped the Panthers rank fourth in the NFL in rushing, averaging 131.4 yards per game.

The Panthers were one of two teams with three or more 200-yard rushing games, and the only team with three players to rush for over 400 yards.

2016 (CAR)
Played in nine games with five starts for Carolina in 2016.

Made first career start at Seattle (12/4/16).

Part of an offensive line that allowed zero sacks.

Made NFL debut at Los Angeles (11/6/16).

Personal

High School - Attended Jordan HS in Sandy, Utah

Highlights - Graduated from Utah State with a degree in interdisciplinary studies emphasizing health and wellness.

@TylerLarson58

N/A

Tyler Larsen

Career Offensive Line Stats									
Year	Team	G	GS	Pen	Pen Yds	False Start	Holding	Sacks Allwd	Sack Yds
2016	CAR	9	5	0	0	0	0	1.00	8.00
2017	CAR	14	10	0	0	0	0	0	0
2018	CAR	16	3	2	15	1	1	0.00	0.00
2019	CAR	16	0	1	5	1	0	0.00	0.00
2020	CAR	13	0	0	0	0	0	0	0
Career Totals									
Totals		**68**	**18**	**3**	**20**	**2**	**1**	**1.00**	**8.00**
Postseason									
2017	CAR	1	0	0	0	0	0	0	0
Totals		**1**	**0**	**0**	**0**	**0**	**0**	**0**	**0**

Transactions			
Date	From Team	To Team	Description
03/18/2021	Carolina	Washington	signed/unrest FA (One-year contract)
08/08/2018	Carolina	Carolina	re-signed (Two-year extension)
03/09/2018	Carolina	Carolina	re-signed/excl. FA (One-year tender)
04/17/2017	Carolina	Carolina	re-signed/excl. FA (One-year tender)
10/11/2016	Carolina	Carolina	pract. squad add
10/08/2016	Carolina	Carolina	cut
01/06/2016	Washington	Carolina	signed
09/05/2015	Washington	Washington	cut
02/10/2015	Miami	Washington	signed
08/26/2014	Miami	Miami	cut
05/12/2014	Miami	Miami	signed

CHARLES LENO JR.
Tackle
72

6-3	307	8th Season

October 9, 1991 (29)

Oakland, Calif.

Boise State

FA - '21

College

Concluded his college career at Boise State having started 39 consecutive games, including each of the last 26 at left tackle.

Was named an first-team All-Mountain West tackle as a senior and second-team all conference as a junior.

Was part of an offensive line that ranked sixth nationally in sacks allowed per game (0.77) as a junior and led the nation as a sophomore.

Personal

High School - San Leandro HS in Ca.

Highlights - Named first-team All-Metro, first team all-East Bay and was selected to the "Cream of the Crop" Bay Area.

Year-by-Year

Has appeared in 102 games with 94 starts over seven NFL seasons.

2020 [CHI]
Started all 16 games for the fifth straight season. Has started 93 consecutive games at left tackle entering the 2021 season.

2019 [CHI]
Started all 16 games for the fourth consecutive season.

2018 [CHI]
Was selected to his first Pro Bowl after staring all 16 games at left tackle. Was part of an offensive line that allowed just 33 sacks, the third fewest in the NFC.

2017 [CHI]
Started all 16 games at left tackle.

2016 [CHI]
Was one of two offensive players tp start all 16 games for Chicago.

2015 [CHI]
Appeared in all 16 games making 13 starts.

2014 [CHI]
Appeared in six games and made one start in his rookie season.

@charleslenojr72 @charleslenojr72

Charles Leno Jr.

Career Offensive Line Stats									
Year	Team	G	GS	Pen	Pen Yds	False Start	Holding	Sacks Allwd	Sack Yds
2014	CHI	6	1	0	0	0	0	0	0
2015	CHI	16	13	5	35	1	3	5.50	33.00
2016	CHI	16	16	6	40	3	1	4.50	35.00
2017	CHI	16	16	13	88	6	6	1.00	7.00
2018	CHI	16	16	6	30	5	0	7.00	38.00
2019	CHI	16	16	12	99	3	6	5.00	33.00
2020	CHI	16	16	7	55	3	4	4.50	30.50
Career Totals									
Totals		**102**	**94**	**49**	**347**	**21**	**20**	**27.50**	**176.50**
Postseason									
2018	CHI	1	1	0	0	0	0	0	0
2020	CHI	1	1	0	0	0	0	0	0
Totals		**2**	**2**	**0**	**0**	**0**	**0**	**0**	**0**

Transactions			
Date	From Team	To Team	Description
05/12/2021	Chicago	Washington	signed (One-year contract)
05/03/2021	Chicago	Chicago	cut
08/23/2017	Chicago	Chicago	re-signed (Four-year extension
05/13/2014	Chicago	Chicago	signed/draft choice (Four-year contract

CORNELIUS LUCAS 78

Tackle

6-8	327	8th Season

July 18, 1991 (30)

New Orleans, La.

Kansas State

UFA (CHI)- '20

College

Played in 50 career games with 26 starts at Kansas State... Was a member of the first senior class since 2003 to advance to four straight bowl games...

Started all 13 games at left tackle in 2013, helping the Wildcats earn their first bowl victory in 11 years.

Started all 13 games at left tackle in 2012.

Appeared in 12 games as a reserve offensive lineman and on special teams in 2011.

Appeared in 12 games as a reserve offensive lineman and on special teams in 2010.

Year-by-Year

2020 (WAS)
Appeared in 14 games with eight starts

2019 (CHI)
Appeared in 16 games with eight starts.

2018 (NO)
Started in one game in Week 17 vs. CAR [12/30].

2017 (LAR)
Started in one game in Week 17 vs. SF [12/31].

2016 (DET)
Made debut in Week 6 vs. LAR [10/16] and contributed on special teams.

2015 (DET)
Appeared in 15 games with three starts.

2014 (DET)
Appeared in 15 games with three starts during his rookie campaign.

Personal

High School - Attended Edna Carr H.S. in New Orleans, La

Highlights - was a three-year starter on the football team... Earned first team all-district honors and was named the Outstanding Offensive Lineman of the Year.

Family - Son of the late Cornelius Lucas III and Priscilla Jones.

@N/A

@c.lucas78

DAVID MAYO
Linebacker

51

6-2	240	7th Season

August 18, 1993 (27)

Scappoose, Ore.

Texas State University

FA - '21

College

Played in 29 games in three seasons (2012-2014) at Texas State after playing 1 season at Santa Monica College.

Texas State totals included 284 tackles (157 solo), four interceptions, three forced fumbles, 2.5 sacks, and one fumble recovery.

As a senior in 2014, Mayo started all 12 games and recorded 154 tackles (72 solo), three forced fumbles, one fumble recovery, and 1.5 sacks. Named Sun Belt Conference Player of the Year after tying the conference record for tackles in a season.

Mayo's 154 tackles ranked second in the country. Named Consensus All-SBC first-team selection.

In 2013, Mayo played in 10 games with nine starts and finished with 89 tackles (63 solo), four interceptions, and a sack. Selected honorable mention All-SBC.

In his first season at Texas State in 2012. Mayo started seven games and had 41 tackles (22 solo) and one fumble recovery.

In his only season at Santa Monica College in 2011, Mayo registered 68 tackles, two passes defensed and one fumble recovery. Earned All-Pacific Conference honors.

Year-by-Year

Mayo has played in 86 regular season games with 19 starts and played in four postseason games, including Super Bowl 50, for the Panthers.

Career totals include 132 tackles (81 solo), 2.0 sacks, four passes defensed, one forced fumble, and one fumble recovery.

2020 (NYG)
Played in 11 games with two starts. Recorded 20 tackles (12 solo), two TFL and one forced forced fumble.

2019 (NYG)
In his first season with the Giants, Mayo played in all 16 games for the 3rd consecutive season, including starts in each of the last 13 games, a career high.

Tied Alec Ogletree for 2nd on the team with a career-best 80 tackles (50 solo), including his first two career sacks.

Added 2 passes defensed, 2 special teams tackle and a forced fumble.

2018 (CAR)
Mayo played in all 16 games with 3 starts in his final season in Carolina...Finished with 11 tackles, one pass defensed and two special teams tackles.

2017 (CAR)
Mayo played in all 16 games for the first time in his career with one start...Recorded 13 tackles, one pass defensed and a team-high eight special teams tackles.

2016 (CAR)
Mayo played in 15 games and had nine tackles and a team-leading 11 special teams tackles.

2015 (CAR)
Mayo played in 12 games and finished with 11 special teams tackles.

Played in the team's three postseason games, including 25 snaps on special teams in Super Bowl 50 vs. Denver.

Personal

High School - Scappoose High School (Ore.).

Highlights - Earned 2nd-team All-State honors as a senior.

Family - Son of Wayne Mayo and Lori Haggans

@N/A

@N/A

David Mayo

Career Defensive/Fumble Stats																
Year	Team	G	GS	Tack	Asst	Sacks	Yds	INT	Yds	Lg	TD	PD	QBH	TFL	FF	FR
2015	CAR	12	0	0	0	0.0	0.0	0	0	0	0	0	0	0	0	0
2016	CAR	15	0	7	1	0.0	0.0	0	0	0	0	0	0	1	0	0
2017	CAR	16	1	7	6	0.0	0.0	0	0	0	0	1	0	0	0	0
2018	CAR	16	3	5	6	0.0	0.0	0	0	0	0	1	0	0	0	0
2019	NYG	16	13	50	30	2.0	8.5	0	0	0	0	2	2	5	0	1
2020	NYG	11	2	12	8	0.0	0.0	0	0	0	0	0	0	2	1	0
Career Totals																
Totals		**86**	**19**	**81**	**51**	**2.0**	**8.5**	**0**	**0**	**-**	**0**	**4**	**2**	**8**	**1**	**1**
Postseason																
2015	CAR	3	0	0	0	0.0	0.0	0	0	0	0	0	0	0	0	0
2017	CAR	1	0	0	0	0.0	0.0	0	0	0	0	0	0	0	0	0
Totals		**4**	**0**	**0**	**0**	**0.0**	**0.0**	**0**	**0**	**-**	**0**	**0**	**0**	**0**	**0**	**0**

Career Returning Stats													
Year	Team	PR	FC	Yds	Avg	Lg	TD	KR	FC	Yds	Avg	Lg	TD
2017	CAR	0	0	0	-	-	0	1	0	12	12.0	12	0
Totals		**0**	**0**	**0**	**-**	**-**	**0**	**1**	**0**	**12**	**12.0**	**12**	**0**

Single-Season Career Highs		
Games	16	2017, 2018, 2019
Sacks	2	2019
Sack Yds.	8.5	2019
TFL	5	2019
Tackles	80	2019
INT	--	--
PD	2	2019
FF	1	2020
FR	1	2019
QBH	2	2019

Single-Game Career Highs		
Sacks	1	Oct. 20, 2019 vs. ARI
Sack Yds.	5	Dec. 29, 2019 vs. PHI
TFL	1	8x, last Dec. 20, 2020 vs. CLE
Tackles	8	Oct. 10, 2019 at NE
INT	--	--
PD	1	4x, last Nov. 24, 2019 at CHI
FF	1	Dec. 13, 2020 vs. ARI
FR	1	Dec. 9, 2019 at PHI
QBH	1	2x last Dec. 9, 2019 at PHI

Transactions			
Date	From Team	To Team	Description
03/18/2021	New York Giants	Washington	signed (One-year contract)
03/04/2021	New York Giants	New York Giants	cut
03/16/2020	New York Giants	New York Giants	re-signed (Three-year extension)
09/02/2019	San Francisco	New York Giants	signed
08/31/2019	San Francisco	San Francisco	cut
03/14/2019	Carolina	San Francisco	signed/unrest FA (Two-year contract)
05/07/2015	Carolina	Carolina	signed/draft choice (Four-year contract)

BOBBY McCAIN
Safety

20

5-11	192	7th Season

August 18, 1993 (27)

Sylacauga, Ala.

University of Memphis

FA-MIA-'21

Career Highlights

Played in 87 career games with 55 starts. Tallied 241 tackles (191 solo), four sacks, seven interceptions, 30 passes defensed and one forced fumble. Also has 11 special teams tackles (seven solo).

College

Played in 45 games with 43 starts. Made 136 tackles (108 solo), 1.5 sacks, 12 interceptions, 27 passes defensed, three fumble recoveries and one forced fumble. Had 42 kickoff returns for 1,061 yards (25.3 avg.).

Also returned four interceptions for TDs. Finished career tied for 5th in school history with 12 interceptions and second with 246 interception return yards.

Year-by-Year

2020 (MIA)
Played in all 16 games with 15 starts. Had 46 tackles (39 solo), one interception and five passes defensed.

2019 (MIA)
Played in 9 games with 8 starts. Missed the rest of the season after being placed on injured reserve on Nov. 20. Made 25 tackles (19 solo), two interceptions and three passes defensed.

2018 (MIA)
Played in 14 games with 13 starts. Made 60 tackles (50 solo), two sacks, one interception and five passes defensed. Added one assisted special teams tackle.

2017 (MIA)
Played in all 16 games with seven starts. Added 45 tackles (33 solo), one sack, two interceptions and seven passes defensed. Added two solo special teams tackles.

2016 (MIA)
Played in all 16 games with 8 starts. Made 44 tackles (32 solo), one sack, one interception, six passes defensed and one forced fumble. Added two special teams tackles (one solo).

2015 (MIA)
Played in all 16 games with four starts. Made 22 tackles (19 solo). Also added six special teams tackles (four solo).

Personal Life

High School - Oxford Hs in Oxford, Al.

Highlights - As a senior, made 35 tackles and 1 interception. Had 25 receptions for 378 yards (15.1 avg.) and three TDs. Added 28 carries for 212 yards and six touchdowns.

N/A

@bmmccain28

Bobby McCain

Career Defensive/Fumble Stats																
Year	Team	G	GS	Tack	Asst	Sacks	Yds	INT	Yds	Lg	TD	PD	QBH	TFL	FF	FR
2015	MIA	16	4	19	3	0.0	0.0	0	0	0	0	4	0	0	0	0
2016	MIA	16	8	32	12	1.0	11.0	1	0	0	0	6	2	3	1	0
2017	MIA	16	7	33	12	1.0	13.0	2	6	6	0	7	1	3	0	0
2018	MIA	14	13	50	10	2.0	14.0	1	0	0	0	5	2	3	0	0
2019	MIA	9	8	19	6	0.0	0.0	2	53	32	0	3	0	0	0	0
2020	MIA	16	15	39	7	0.0	0.0	1	19	19	0	5	2	0	0	0
Career Totals																
Totals		**87**	**55**	**192**	**50**	**4.0**	**38.0**	**7**	**78**	**32**	**0**	**30**	**7**	**9**	**1**	**0**
Postseason																
2016	MIA	1	1	0	2	0.0	0.0	0	0	0	0	0	0	0	0	0
Totals		**1**	**1**	**0**	**2**	**0.0**	**0.0**	**0**	**0**	**0**	**0**	**0**	**0**	**0**	**0**	**0**

Single-Season Career Highs		
Games	16	2015, 16, 17, 20
Sacks	2	2018
Sack Yds.	14	2018
TFL	3	2016, 2017, 2018
Tackles	60	2018
INT	2	2017, 19
PD	7	2017
FF	1	2016
FR	--	--
QBH	2	2016, 2018, 2020

Single-Game Career Highs		
Sacks	1	4x, last Dec. 9, 2018 vs. NE
Sack Yds.	13	Dec. 3, 2017 vs. DEN
TFL	2	2x, last Dec. 2, 2018 vs. BUF
Tackles	8	2x, last Sep. 23, 2018 vs. OAK
INT	1	7x, last Oct. 11, 2020 at SF
PD	3	Dec. 3, 2017 vs. DEN
FF	1	last Sep. 18, 2016 at NE
FR	--	--
QBH	1	7x, last Oct. 18, 2020 at NYJ

Transactions			
Date	From Team	To Team	Description
05/17/2021	Miami	Washington	signed (One-year contract (through 2021))
05/06/2021	Miami	Miami	cut
06/01/2018	Miami	Miami	signed (Four-year extension)
05/07/2015	Miami	Miami	signed/draft choice (Four-year contract)

J.D. McKISSIC
Running Back

41

5-10	195	6th Season

August 15, 1993

Phenix City, Ala.

Arkansas State

UFA (DET)-'20

Year-by-Year

2020 (WAS)
Played in 16 (7 started) recording a season high in rushing with 365 rushing yds on 85 carries and 1 TD (4.3 avg.) along with 589 recieving yards on 80 receptions and two TDs.

2019 (DET)
Finished the season with 38 carries for a career-high 205 yards and 34 receptions for 233 yards.

2018 (SEA)
Placed on the Reserve/Injured List with a foot injury on September 3, 2018... Saw action in five games and finished with three carries for eight yards.

2017 (SEA)
Played in 13 games, recording 46 rushing attempts for 187 yards (4.1 avg.) and one touchdown, adding 34 receptions for 266 yards (7.8 avg.) and two touchdowns... Scored the first touchdowns of his career (one rushing, two receiving) and set career-highs in every offensive category.

2016 (SEA)
After being claimed by Seattle in 2016, played in the season finale at SF (1/1/17) and both postseason contests.

Career Highlights

2020 (WAS)

Paired 80 receptions for 589 yards and two touchdowns with 85 rushes for 365 yards and a touchdown this season.

Became the only player in Washington history to surpass 80 receptions and 80 rushes in a single season.

Became the fifth player in Washington history to record at least 350 yards rushing and 550 yards receiving in a season, and was the first to do so since Joe Washington in 1981.

Was targeted 110 times in 2020, the most for a Washington running back in a single season in franchise history. He also led all running backs this season in targets.

His 80 receptions are second-most in a season for a Washington running back in franchise history and his 589 receiving yards are the fifth-most for a Washington running back in franchise history.

He rushed for a touchdown in the postseason for the first time in his career in the Wild Card Round against Tampa Bay.

Ran for a career-high 68 yards on 11 carries, including a season-long 17-yard rush, in Week 14 against the 49ers.

Scored his first touchdown since 2017 in Week 10 against the Lions.

Registered 510 yards after catch this season, the second-most among running backs this season. His 80 receptions and 589 receiving yards were also the second-most among running backs this season.

His 10 receptions in Week 13 tied for the fifth-most by a running back in a game in Washington history.

Tallied 15 games with a reception, the most for a Washington running back since Chris Thompson did so in 2016.

Personal

High School - Central High, Phenix City, Alabama

Highlights - Named to the Columbus Ledger Enquirer's All-Bi-City football team.

Named first team all-area (large school) as a senior by the Opelika-Auburn News.

Also lettered in basketball.

Family - Son of Patricia Dobbie.

@JdMckissic

@j.dmckissic

J.D. McKissic

Career Rushing/Receiving Stats															
Year	Team	G	GS	Att	Yds	Avg	Lg	TD	Rec	Yds	Avg	Lg	TD	Scrim	Fumble
2016	SEA	1	0	1	2	2.0	2	0	2	16	8.0	10	0	18	0
2017	SEA	13	1	46	187	4.1	30t	1	34	266	7.8	27t	2	453	0
2018	SEA	5	0	3	8	2.7	6	0	0	0	0	0	0	8	0
2019	DET	16	3	38	205	5.4	44	0	34	233	6.9	26t	1	438	0
2020	WAS	16	7	85	365	4.3	17	1	80	589	7.4	29t	2	954	3
Career Totals															
Totals		**51**	**11**	**173**	**767**	**4.4**	**44**	**2**	**150**	**1104**	**7.4**	**29t**	**5**	**1871**	**3**
Postseason															
2016	SEA	2	0	1	3	3.0	3	0	1	5	5.0	5	0	8	0
2018	SEA	1	0	0	0	0	0	0	2	13	6.5	7t	1	13	0
2020	WAS	1	0	2	5	2.5	3	1	2	8	4.0	7	0	13	0
Totals		**4**	**0**	**3**	**8**	**2.7**	**3**	**1**	**5**	**26**	**5.2**	**7t**	**1**	**34**	**0**

Career Returning Stats													
Year	Team	PR	FC	Yds	Avg	Lg	TD	KR	FC	Yds	Avg	Lg	TD
2016	SEA	0	0	0	-	-	0	1	0	22	22.0	22	0
2018	SEA	0	0	0	-	-	0	1	0	18	18.0	18	0
2019	DET	0	0	0	-	-	0	1	0	17	17.0	17	0
Career Totals													
Totals		**0**	**0**	**0**	**-**	**-**	**0**	**3**	**0**	**57**	**19.0**	**22**	**0**

Single-Season Career Highs		
Games	16	2019, 2020
Attempts	85	2020
Yards	365	2020
Long	44	2019
TD	1	2019, 2020
Rec	80	2020
Yds.	589	2020
Long	29t	2020
TD	2	2019, 2020
Scrim Yd.	954	2020

Single-Game Career Highs		
Attempts	13	Dec. 20, 2020vs. SEA
Yards	68	Dec. 13, 2020 at SF
Long	44	Sep. 22, 2019 at PHI
TD	1	2x, last Nov. 15, 2020 at DET
Rec	10	Dec. 7, 2020 at PIT
Yds.	77	Dec. 27, 2020 vs. CAR
Long	29t	Dec. 27, 2020 vs. CAR
TD	1	5x, last Dec. 27, 2020 vs. CAR
Scrim Yd.	107	Dec. 20 vs. SEA

Transactions			
Date	From Team	To Team	Description
03/18/2020	Detroit	Washington	signed/unrest FA (Two-year contract)
09/01/2019	Seattle	Detroit	acquired from waiver
08/31/2019	Seattle	Seattle	cut
04/15/2019	Seattle	Seattle	re-signed/excl. FA (One-year tender)
04/13/2018	Seattle	Seattle	re-signed/excl. FA (One-year tender)
12/20/2016	Atlanta Falcons	Seattle Seahawks	acquired from waiver
05/05/2016	Atlanta Falcons	Atlanta Falcons	signed

TERRY McLAURIN
Wide Receiver

17

6-0	210	3rd Season

September 15, 1995 (25)

Indianapolis, Ind.

Ohio State University

2019 3rd Round (76)

Career Highlights

Set a franchise record with four 100-plus yard games in his first 16 career games.

McLaurin hauled in 87 receptions for 1,118 yards and four touchdowns in the regular season.. In his first-career postseason contest, McLaurin caught six passes for 75 yards.

McLaurin's 2,037 career receiving yards and 145 receptions both rank second through a player's first two seasons in Washington history.

McLaurin's 2,037 total career receiving yards rank 27th all-time through a player's first two seasons in NFL history.

McLaurin's 145 receptions rank tied for 19th-most through a player's first two seasons in NFL history.

McLaurin amassed 2,000 career yards against the Eagles in Week 17. He became the second receiver in Washington history to do so in their first two seasons, joining Gary Clark.

McLaurin joined Gary Clark and Charlie Brown as the only three receivers in Washington history to record over 2,000 yards in their first 29-career games.

McLaurin became one of 12 players all-time to register at least 2,000 yards, 145 receptions and 11 touchdowns in their first two seasons in NFL history.

McLaurin reached 1,000-plus yards in a season for the first time in his career in Week 14 of 2020 against the 49ers, becoming the first 1,000-yard receiver for Washington since Pierre Garçon and DeSean Jackson in 2016.

McLaurin became the 11th player for Washington and first since Pierre Garçon in 2013 to reach 1,000 yards through the first 13 games of the season since the 1970 merger.

McLaurin [5] tied Bobby Mitchell [1962-63] for the second-longest streak of 80+ receiving yard games in franchise history in Week 12. Santana Moss [2005] holds the franchise record with six.

McLaurin [12] holds the franchise record for most 80-plus receiving yard games through 29-career contests.

Year-by-Year

2020 [WAS]
Started in all 15 games played recording 1118 recieving yds. on 87 recpetions with 4 TDs. The first player in franchise history to have 80+ receptions with 1,000 receiving yards 25 years old or younger.

2019 [WAS]
Started all 14 games he appeared in and finished the season with 58 receptions for 919 yards and seven touchdowns.

Finished second all-time among rookies in franchise history in receiving yards and receiving touchdowns and third in receptions.

Personal

High School - Cathedral H.S. in Indianapolis, Ind.

Highlights - Helped to lead his team to win three consecutive Class 4A titles between 2010-2012 and win the 2013 Indiana 5A state championship. McLaurin recorded three touchdowns, four tackles and an interception in that title game. He finished his senior season with 953 yards on 58 receptions and eight touchdowns, along with rushing for 744 yards and adding six more touchdowns. Was named 2013 Indiana Mr. Football.

Family - Son of Grace and Terry McLaurin Sr.

@TheTerry_25

@Terry_25

Terry McLaurin

Career Rushing/Receiving Stats															
Year	Team	G	GS	Att	Yds	Avg	Lg	TD	Rec	Yds	Avg	Lg	TD	Scrim	Fumble
2019	WAS	14	14	0	0	0	0	0	58	919	15.8	75t	7	919	0
2020	WAS	15	15	2	30	15.0	27	0	87	1118	12.9	68t	4	1148	1
Career Totals															
Totals		**29**	**29**	**2**	**30**	**15.0**	**27**	**0**	**145**	**2037**	**14.0**	**75t**	**11**	**2067**	**1**
Postseason															
2020	**NFL**	1	1	0	0	0	0	0	6	75	12.5	18	0	75	0
Totals		**1**	**1**	**0**	**0**	**0**	**0**	**0**	**6**	**75**	**12.5**	**18**	**0**	**75**	**0**

Single-Season Career Highs		
Games	15	2020
Attempts	2	2020
Yards	30	2020
Long	27	2020
TD	--	--
Rec	87	2020
Yds.	1,118	2020
Long	75t	2019
TD	7	2019
Scrim Yd.	1,148	2020

Single-Game Career Highs		
Attempts	1	2x, last Nov. 15, 2020 at DET
Yards	27	Nov. 15, 2020 at DET
Long	27	Nov. 15, 2020 at DET
TD	--	--
Rec	10	Oct. 4, 2020 vs. BAL
Yds.	130	Dec. 15, 2019 vs. PHI
Long	75t	Dec. 15, 2019 vs. PHI
TD	2	Oct. 13, 2019 at MIA
Scrim Yd.	130	Dec. 15, 2019 vs. PHI

Transactions			
Date	**From Team**	**To Team**	**Description**
06/06/2019	Washington	Washington	signed/draft choice

TORRY McTYER
Cornerback

35

5-11	188	5th Season

April 10, 1995 (26)

Los Angeles, Calif.

University of Nevada, Las Vegas

FA - '21

College

Finished with 138 total tackles, including 100 solo stops and 7.5 tackles for loss.

Hauled in four career interceptions and made 24 total pass breakups.

Missed one game due to injury as a senior but made 11 starts at CB ... Recorded 49 total tackles, including 34 solo stops and 3.5 TFL

Led the team with 15 passes defended, including a team-high three interceptions and 12 pass breakups.

Year-by-Year

2019 (CIN)
Appeared in five games and made two tackles and one tackle for loss.

2018 (MIA)
Played in 15 games with four starts totaling 29 tackles (21 solo) and three passes defensed.

2017 (MIA)
Played in seven games and recorded one tackle.

Personal

High School - Played at Cathedral HS

Highlights - Helped the Phantoms finish 10-3 as a senior while playing both DB and WR.

Caught 33 passes for 662 yards and 10 touchdowns in 2012 while adding two 80-yard-plus kickoff returns.

Family - Son of Tim McTyer and Raquel Jefferson

@TheeTorryMcTyer

theetorrymctyer

Torry McTyer

Career Defensive/Fumble Stats																
Year	Team	G	GS	Tack	Asst	Sacks	Yds	INT	Yds	Lg	TD	PD	QBH	TFL	FF	FR
2017	MIA	7	0	1	0	0.0	0.0	0	0	0	0	0	0	0	0	0
2018	MIA	15	4	21	8	0.0	0.0	0	0	0	0	3	0	0	0	0
2019	CIN	5	0	2	0	0.0	0.0	0	0	0	0	0	0	1	0	0
Career Totals																
Totals		**27**	**4**	**24**	**8**	**0.0**	**0.0**	**0**	**0**	**-**	**0**	**3**	**0**	**1**	**0**	**0**

Single-Season Career Highs		
Games	15	2018
Sacks	--	--
Sack Yds.	--	--
TFL	1	2019
Tackles	29	2018
INT	--	--
PD	3	2018
FF	--	--
FR	--	--
QBH	--	--

Single-Game Career Highs		
Sacks	--	--
Sack Yds.	--	--
TFL	1	Oct. 13, 2019 at BAL
Tackles	5	2x, last Dec. 23, 2018 vs, JAX
INT	--	--
PD	1	3x, last Dec. 30, 2018 vs. NE
FF	--	--
FR	--	--
QBH	--	--

Transactions			
Date	From Team	To Team	Description
01/12/2021	Cincinnati	Washington	signed
10/03/2020	Cincinnati	Cincinnati	active/prac. squad
09/16/2020	Cincinnati	Cincinnati	pract. squad add
09/15/2020	Cincinnati	Cincinnati	cut
09/07/2020	Cincinnati	Cincinnati	signed
09/05/2020	Cincinnati	Cincinnati	cut
03/23/2020	Cincinnati	Cincinnati	re-signed/unrest FA (One-year contract)
09/26/2019	Kansas City Chiefs	Cincinnati Bengals	active/prac. squad
09/02/2019	Miami Dolphins	Kansas City Chiefs	pract. squad add
08/31/2019	Miami Dolphins	Miami Dolphins	cut
05/05/2017	Miami Dolphins	Miami Dolphins	signed

DAX MILNE
Wide Receiver

15

6-1	190	1st Season

June 23 1999 (21)

South Jordan, Utah

Brigham Young University

2021 7th Round (258)

College

In 2020, Milne finished the season ranked nationally at No. 4 in receiving yards (1,188), tied at No. 7 in catches (70), tied at No. 18 in receiving touchdowns (8) and No. 19 in receiving yards per game (99.0).

Milne was named PFF All-America Second Team & Phil Steele All-America Third Team in 2020.

Year-by-Year

2021 (WAS)
Was selected in the seventh round (No. 258 overall) of the 2021 NFL Draft.

Was the 502th selection made by Washington in the Common Draft era (since 1967) and the 69th seventh-round selection in the time frame. He is the 100th seventh-round selection by Washington all-time since the institution of the draft in 1936.

Was the sixth BYU player selected by Washington in franchise history and first since 1990.

Was the 10th wide receiver selected by Washington in the seventh round in franchise history and first since 2018.

Personal

High School - Bingham High School, Utah

Highlights - Received Male Athlete of the Year Award at Bingham. Played for three state championship teams in football at Bingham.

Played for two state championship teams in basketball at Bingham

Family - Son of Darren and Jill

@DaxMilne

@dax_milne

Dax Milne

Career Rushing/Receiving Stats															
Year	Team	G	GS	Att	Yds	Avg	Lg	TD	Rec	Yds	Avg	Lg	TD	Scrim	Fumble
2021	WAS	-	-	-	-	-	-	-	-	-	-	-	-	-	-
Career Totals															
Totals		-	-	-	-	-	-	-	-	-	-	-	-	-	-

Career Returning Stats														
Year	Team	PR	FC	Yds	Avg	Lg	TD	KR	FC	Yds	Avg	Lg	TD	Fumble
2021	WAS	-	-	-	-	-	-	-	-	-	-	-	-	-
Totals		-	-	-	-	-	-	-	-	-	-	-	-	-

Transactions			
Date	From Team	To Team	Description
05/14/2021	Washington	Washington	signed/draft choice (Four-year contract)

JARET PATTERSON
Running Back

32

5-9	195	1st Season

December 23, 1999 (21)

Glendale, Md.

University of Buffalo

CFA - '21

College

In 2020, played in six games and rushed for 1,072 yards and 19 touchdowns. Led the nation in rushing average (178.7 ypg). Eclipsed 1,000 yards in his fifth game, tying the FBS record for earliest game to reach 1,000 yards. Named winner of the Vern Smith Leadership Award, given to the top player in the Mid-American Conference. Named the MAC Offensive Player of the Year and All-MAC First Team. An All-America Second Team selection.

In 2019, had the finest season by a running back in school history. Rushed for a single-season school record 1,799 yards and scored 19 rushing touchdowns, also a school record. Led the MAC and ranked fifth in the nation in rushing. Named All-MAC First Team. Had eight 100-yard rushing games on the season.

Appeared in 14 games and started six at running back. Was named the MAC Freshman of the Year and All-MAC Second Team. Led the team in rushing with 1,013 yards and 14 touchdowns on the season.

Personal

High School - Attended St. Vincent Pallotti High School in Md.

Highlights - Rushed for 2,045 yards and 23 touchdowns his senior season. Also tallied 113 receiving yards.

Year-by-Year

2021 (WAS)
Signed by Washington.

@_JP26

@j.patt26

Jaret Patterson

Career Rushing/Receiving Stats																
Year	Team	G	GS	Att	Yds	Avg	Lg	TD	Rec	Yds	Avg	Lg	TD	Scrim	Fumble	FR
2021	WAS	-	--	-	-	-	-	-	-	-	-	-	-	-	-	-
Career Totals																
Totals		-	-	-	-	-	-	-	-	-	-	-	-	-	-	-

Transactions			
Date	From Team	To Team	Description
5/3/2021	Washington	Washington	signed

DARON PAYNE
Defensive Tackle

94

6-3	320	4th Season

May 27, 1997 (24)

Irondale, Ala.

University of Alabama

2018 1st Round (13)

Career Highlights

Set single-season career-highs in passes defensed, tackles for loss and forced fumbles in 2020.

Became the first defensive tackle for Washington to record three forced fumbles and an interception in a single season.

His four passes defensed in 2020 were the most for a Washington defensive tackle since Albert Haynesworth in 2009 (5).

Became the first defensive tackle to register an interception since Cornelius Griffin in 2008.

Notched 2.0 sacks, two tackles for loss, three QB hits and one forced fumble in his first-career postseason game in the Wild Card Round against Tampa Bay.

Became the first player for Washington to have a sack and a forced fumble in a postseason contest since Chris Wilson did so in 2008 against Seattle.

Tallied four games with a half-sack and one forced fumble, tied for the most games doing so in a single season for Washington, including the playoffs. He is the first to achieve the feat since Ryan Kerrigan did so in 2014.

Registered five tackles (one solo), a sack, one pass defensed, one forced fumble and one fumble recovery in Week 14 against the 49ers in 2020.

Became the sixth defensive tackle in NFL history to record a sack, a pass defensed, a forced fumble and a fumble recovery in a single game and the first defensive tackle for Washington do so.

Recorded a sack and a forced fumble in a game for the first time since Week 5 of 2018.

Compiled 34 stops, the most among interior defensive linemen in 2020, according to Pro Football Focus.

College

Played collegiately in 44 games at Alabama from 2015-17... Compiled 102 career tackles (39 solo), 5.0 tackles for loss, 3.0 sacks, five pass breakups, two fumble recoveries, one forced fumble and one interception.

Personal

High School - Attended Shades Valley H.S. in Irondale, Ala

Highlights - Rated as a five-star prospect and the No. 1 player in the state of Alabama by Rivals.com... Was named a five-star prospect by Scout.com.

Family - Son of Ron Payne and Kemberly Smith.

Year-by-Year

2020 (WAS)
Started in all 16 games played recording 54 tackles (27 solo), 3 sacks, 3 forced fumbles (one recovered) and 4 passes defensed.

2019 (WAS)
Appeared in 15 games with nine starts and notched 56 tackles (32 solo), two sacks and three tackles for loss.

2018 (WAS)
Started in all 16 games in which he appeared, recording 35 tackles (14 solo) with 5.0 sacks, three passes defensed, eight quarterback hurries, six tackles for loss, one forced fumble and one fumble recovery.

Daron Payne

Career Defensive/Fumble Stats																
Year	Team	G	GS	Tack	Asst	Sacks	Yds	INT	Yds	Lg	TD	PD	QBH	TFL	FF	FR
2018	WAS	16	16	35	21	5.0	28.0	0	0	0	0	3	8	6	1	1
2019	WAS	15	9	32	24	2.0	11.0	0	0	0	0	2	4	3	0	0
2020	WAS	16	16	27	27	3.0	16.5	1	0	0	0	4	8	7	3	1
Career Totals																
Totals		**47**	**41**	**94**	**72**	**10.0**	**55.5**	**1**	**0**	**0**	**0**	**9**	**20**	**16**	**4**	**2**
Postseason																
2020	**NFL**	1	1	2	3	2.0	14.0	0	0	0	0	0	3	2	1	0
Totals		**1**	**1**	**2**	**3**	**2.0**	**14.0**	**0**	**0**	**0**	**0**	**0**	**3**	**2**	**1**	**0**

Single-Season Career Highs		
Games	16	2018, 2020
Sacks	5	2018
Sack Yds.	28	2018
TFL	7	2020
Tackles	56	2018, 2019
INT	1	2020
PD	4	2020
FF	3	2020
FR	1	2018, 2020
QBH	8	2018, 2020

Single-Game Career Highs		
Sacks	1	9x, last Dec. 27, 2020 vs. CAR
Sack Yds.	9	2x, last Dec. 27, 2020 vs. CAR
TFL	2	2x, last Dec. 27, 2020 vs. CAR
Tackles	7	Oct. 20, 2019 vs. SF
INT	1	Dec. 20, 2020 vs. SEA
PD	1	9x, last Dec. 20, 2020 vs. SEA
FF	1	4x, last Dec. 13, 2020 at SF
FR	1	2x, Dec. 13, 2020 at SF
QBH	2	2x, Nov. 26, 2020 at DAL

Transactions			
Date	From Team	To Team	Description
04/27/2021	Washington	Washington	team exercises option
05/10/2018	Washington	Washington	signed/draft choice

SAMMIS REYES
Tight End

80

6-7	240	1st Season

October 19, 1995 (25)

Talcahauno, Chile

Tulane University

FA - '21

Life Before Football

Grew up in Santiago where he was a multi-sport athlete playing both soccer and basketball.

Played on the Chilean national basketball team as a power forward.

Played basketball at Tulane.

From 2016-17, he was named to the American Athletic Conference All-Academic Team.

Appeared in 30 games during his first season with the Green Wave. Averaged 0.8 points, 1.5 rebounds and 0.4 blocks in 8.2 minutes per contest.

Shot 9-for-33 (.273) overall from the field and had two steals, one rebounds and a block in 11 minutes against Oklahoma (11/17).

Blocked a pair of shots and dished out one assist in just five minutes against Southern (12/7).

Led all players with a career-high 11 rebounds to complement two blocks and a pair of assists while playing a season-high 27 minutes at No. 23 Cincinnati.

Compiled a season-high nine points on 4-for-5 shooting and grabbed seven rebounds in 22 minutes of court time against Temple (1/31)...Notched two steals in eight minutes against Tulsa (3/9) in the first round of the American Conference Championship.

Before attending Tulane, attended Hawaii for one semester before transferring to Palm Beach State Junior College.

Played one season at Palm Beach State and helped his team to a 24-8 record and a state semifinal appearance after a 14-0 start to the year.

Player Pathway

Sammis competed for an NFL roster spot in 2020 through the NFL's International Player Pathway Program.

Instituted in 2017, the program aims to provide elite international athletes the opportunity to compete at the NFL level, improve their skills, and ultimately earn a spot on an NFL roster.

"Since its creation in 2017, this program has been a part of the league's continuous efforts to strengthen the pipeline of international players in the NFL," said Damani Leech, NFL Chief Operating Officer of International. "We look forward to providing athletes from around the world with the opportunity to showcase their skills as we continue to grow the game globally."

Personal Life

Named to the Dean's List three times and graduated from Palm Beach State with a 3.6 GPA.

Was a four-year letter-winner at North Broward Prep, helping his team to a 26-5 record as a senior.

Averaged 24.5 points, 13.2 rebounds, 4.6 assists and 2.6 blocks in his final season at North Broward.

Notched a career-best 38 points, 18 rebounds and six assists as a senior against University School.

Was selected to play in the Private vs. Public All-Star Game in Florida as a senior.

Named MVP, Top Rebounder, Top Scorer and Dunk Contest Champion at the Campiono Di Domani tournament in Chile.

Was a member of the U17 and U15 Chilean National Team.

Son of Daniel Reyes and Rossana Martel.

Year-by-Year

@SammisReyes

@sammisreyes

Sammis Reyes

Career Rushing/Receiving Stats															
Year	Team	G	GS	Att	Yds	Avg	Lg	TD	Rec	Yds	Avg	Lg	TD	Scrim	Fumble
2021	WAS	-	-	-	-	-	-	-	-	-	-	-	-	-	-
Career Totals															
Totals		-	-	-	-	-	-	-	-	-	-	-	-	-	-

Transactions			
Date	From Team	To Team	Description
04/13/2021	Washington	Washington	signed (Three-year contract)

DARRYL ROBERTS
Cornerback

34

6-0	182	6th Season

November 26, 1990 (30)

Lakeland, Fla.

Marshall University

FA - '21

College

Finished his Marshall career with 185 tackles, 10.5 for loss, 38 pass defenses and five interceptions.

Started all 14 games in 2014 for the nationally ranked Herd, and the co-captain ranked No. 5 on the team with 75 tackles (46 solo) and one forced fumble. Voted All-Conference USA First Team by league coaches.

Started 13 of 14 games played in 2013, registering 58 tackles (41 solo), two interceptions and a blocked PAT en route to earning All-Conference USA Honorable Mention honors.

Took a medical redshirt year in 2012 due to an offseason injury.

Appeared in 13 games in 2011, recording 37 tackles (25 solo) 1.0 sack, 7 pass breakups and one interception.

Played in all 13 games as a true freshman in 2010, posting 16 tackles (10 solo), two pass defenses and one interception.

Year-by-Year

2020 (DET)
Appeared in 11 games (5 started). Made 39 tackles (34 solo), one TFL, six passes defensed and an interception.

2019 (NYJ)
Appeared in 13 games (10 starts), registering a career-high 61 tackles (56 solo), six pass defenses and one interception. Also added two special teams tackles.

2018 (NYJ)
Appeared in all 16 games for the first time in his career (10 starts), recording 45 tackles (39 solo), seven pass defenses and one interception.Became the first Jets defensive back to start at least five games at corner and at least five at safety in a season since Johnny Lynn in 1985.

2017 (NYJ)
Appeared in 15 games (four starts), registering 37 tackles (36 solo), one interception and eight pass defenses.

2016 (NYJ)
Appeared in 12 games (two starts) recording 21 tackles (19 solo) and six pass defenses.

2015 (NE)
Spent his rookie year on Reserve/Injured after suffering an injury in the preseason opener.

Personal

High School - Lakeland (Fla.) High School.

Highlights - Earned second-team all-county honors and Lakeland's Best Defensive Back Award as a senior.

N/A

N/A

Darryl Roberts

Career Defensive/Fumble Stats																
Year	Team	G	GS	Tack	Asst	Sacks	Yds	INT	Yds	Lg	TD	PD	QBH	TFL	FF	FR
2016	NYJ	12	2	19	2	0.0	0.0	0	0	0	0	6	0	0	0	0
2017	NYJ	15	4	36	1	0.0	0.0	1	0	0	0	8	0	0	0	0
2018	NYJ	16	10	39	6	0.0	0.0	1	3	3	0	7	0	3	0	0
2019	NYJ	13	10	56	5	0.0	0.0	1	13	13	0	6	1	1	0	0
2020	DET	11	5	34	5	0.0	0.0	1	6	6	0	6	0	1	0	0
Career Totals																
Totals		**67**	**31**	**184**	**19**	**0.0**	**0.0**	**4**	**22**	**13**	**0**	**33**	**1**	**5**	**0**	**0**

Career Returning Stats													
Year	Team	PR	FC	Yds	Avg	Lg	TD	KR	FC	Yds	Avg	Lg	TD
2016	NYJ	1	0	0	0.0	0	0	0	0	0	-	-	0
Totals		**1**	**0**	**0**	**0.0**	**0**	**0**	**0**	**0**	**0**	**-**	**-**	**0**

Single-Season Career Highs		
Games	16	2018
Sacks	--	--
Sack Yds.	--	--
TFL	3	2018
Tackles	61	2019
INT	1	2017, 18, 19, 20
PD	8	2017
FF	--	--
FR	--	--
QBH	1	2019

Single-Game Career Highs		
Sacks	--	--
Sack Yds.	--	--
TFL	2	Oct. 21, 2018 vs. MIN
Tackles	11	Oct. 21, 2018 vs. MIN
INT	1	4x, last Oct. 4, 2020 vs. NO
PD	2	7x, last Nov. 3, 2019 at MIA
FF	--	--
FR	--	--
QBH	1	Oct. 6, 2019 at PHI

Transactions			
Date	From Team	To Team	Description
03/26/2021	Detroit	Washington	signed/unrest FA (One-year contract)
04/02/2020	New York Jets	Detroit	signed (One-year contract
03/21/2020	New York Jets	New York Jets	cut
09/04/2016	New England	New York Jets	acquired from waiver
09/03/2016	New England	New England	cut
05/08/2015	New England	New England	signed/draft choice (Four-year)

CHASE ROULLIER
Center
73

6-4	312	5th Season

August 23, 1993 (27)

Burnsville, Minn.

University of Wyoming

2017 6th Round (199)

Career Highlights

2020 (WAS)
Signed a four-year contract extension prior to Week 17.

Started all 16 games in 2020, the second time in the past three seasons he has started all of Washington's games.

Registered an 83.9 pass block rating according to PFF, the third best in the NFL among centers.

According to PFF, registered a 98.8 pass block efficiency, the third-highest among centers that played at least 80 percent the minimum 707 offensive snaps.

2019 (WAS)
Started at center at PHI (9/8) gave up no sacks contributing to an offense that racked up 398 yards and three touchdowns.

Started at center as Quarterback Dwayne Haskins threw for 156 yards going 13-of-26 in a victory over DET.

Did not give up a sack while protecting Quarterback Dwayne Haskins as he threw for 261 yards going 19-of-28 and contributed to an offense that finished with 362 yards total yards in a matchup vs PHI.

2018 (WAS)
Started at center and helped the offense gain 429 yards in a win at ARI.

Made first career start at left guard in the absence of Shawn Lauvao in a win vs. GB.

2017 (WAS)
Made NFL debut on special teams vs. PHI.

Year-by-Year

2020 (WAS)
Started in all 16 games allowing only 1.5 sacks

2019 (WAS)
Started in 14 games he appeared and only allowed three sacks.

2018 (WAS)
Started in all 16 games in which he appeared, allowing only a half-sack on the season. One of three players on offense to start and play all 16 games

2017 (WAS)
Played in 13 games with seven starts as rookie. Made NFL debut vs. PHI on September 10.

Personal

High School - Attended Burnsville (Minn.) H.S. nearby his hometown of Savage, Minn.

Highlights - Earned first-team all-state honors from the Associated Press as an offensive lineman his senior season, and was named honorable mention all-state as a defensive lineman.

Named first-team All-Metro by the Minneapolis Star-Tribune and earned South Suburban Conference Lineman of the Year.

Family - Son of DeeAnn and Mark Roullier Has one older sister, Brienne.

N/A

@chaseroullier

Chase Roullier

Career Offensive Line Stats									
Year	Team	G	GS	Pen	Pen Yds	False Start	Holding	Sacks Allwd	Sack Yds
2017	WAS	13	7	0	0	0	0	0	0
2018	WAS	16	16	2	10	1	0	0.50	2.50
2019	WAS	14	14	1	10	0	1	2.00	18.00
2020	WAS	16	16	3	20	2	1	1.50	10.50
Career Totals									
Totals		**59**	**53**	**6**	**40**	**3**	**2**	**4.00**	**31.00**
Postseason									
2020	**NFL**	1	1	0	0	0	0	0	0
Totals		**1**	**1**	**0**	**0**	**0**	**0**	**0**	**0**

Transactions			
Date	From Team	To Team	Description
01/02/2021	Washington	Washington	re-signed (Four-year extension)
05/11/2017	Washington	Washington	signed/draft choice (Four-year contract)

CURTIS SAMUEL
Wide Receiver

10

5-11	195	5th Season

August 11, 1996 (24)

Brooklyn, N.Y.

Ohio State University

UFA (Car)- '21

Career Highlights

Tallied 39 receptions for 494 receiving yards and eight rushes for 84 rushing yards and accumulated 209 kick return yards in 2018. Scored seven touchdowns on the year, five receiving and two rushing, tied for the most among NFL wide receivers in 2018.

Scored a rushing and receiving touchdown against Tampa Bay (11/4/18), becoming the first Panthers wide receiver to do both in the same game since Keyshawn Johnson in 2006.

Tallied 115 yards receiving, 64 yards rushing and 220 yards of kickoff returns in 2017.

Samuel has recorded 330 rushing yards since 2019, the second-most by a wide receiver during that span.

Samuel has recorded three rushing touchdowns since 2019, tied for the most by a wide receiver during that span.

Samuel is one of two receivers in NFL history to record at least 200 rushing yards and 850 receiving yards in a single-season. He joins Percy Harvin as the only other receiver to accomplish the feat according to Pro Football Reference.

According to Pro Football Focus, Samuel had a 77 percent catch rate on deep targets in 2020, the highest percentage by a wide receiver.

Samuel's performance at Washington in 2020 marked his second game this season (and of his career) with 100+ receiving yards. He previously tallied 105 receiving yards at Kansas City (11/8/2020).

College

Recorded 107 receptions for 1,249 yards and nine touchdowns from 2014-16 at Ohio State. Also added 172 rushes for 1,286 and 15 scores.

Personal

High School - Erasmus Hall in Brooklyn, Ny.

Highlights - Rushed for 1,047 yards and 13 touchdowns as a junior. Was named the NY Daily News City Player in 2012.

Year-by-Year

2020 (CAR)
Played in 15 games recording 77 receptions for 851 yards and three touchdowns. He added 41 rushes for 200 yards and two touchdowns while averaging 4.9 yards a rush. Samuel reeled in 77 catches on 97 targets. His 79.4 reception percentage was the second-highest by any qualifying wide receiver in 2020.

2019 (CAR)
Recorded 54 receptions for career-best 627 receiving yards and team-leading six receiving touchdowns in 2019, to go along with 130 yards rushing and one rushing touchdown.

2018 (CAR)
Appeared in 13 games with eight starts. Recorded 39 receptions for 493 yards and five touchdowns. Had eight rushing attempts for 84 yards and two touchdowns. Averaged 10.5 yards per rush and 12.7 yards per carry respectively. Returned 10 kicks for 209 yards.

2017 (CAR)
Appeared in nine games with four starts. Had 15 receptions for 115 yards. Had four rushing attempts for 64 yards. Returned 10 kicks for 221 yards.

@CurtisSamuel4_ @Curtis_Samuel4

Curtis Samuel

Career Rushing/Receiving Stats															
Year	Team	G	GS	Att	Yds	Avg	Lg	TD	Rec	Yds	Avg	Lg	TD	Scrim	Fumble
2017	CAR	9	4	4	64	16.0	31	0	15	115	7.7	23	0	179	0
2018	CAR	13	8	8	84	10.5	33t	2	39	494	12.7	53t	5	578	1
2019	CAR	16	15	19	130	6.8	16	1	54	627	11.6	44	6	757	0
2020	CAR	15	5	41	200	4.9	45	2	77	851	11.1	44	3	1051	1
Career Totals															
Totals		**53**	**32**	**72**	**478**	**6.6**	**45**	**5**	**185**	**2087**	**11.3**	**53t**	**14**	**2565**	**0**

Career Returning													
Year	Team	PR	FC	Yds	Avg	Lg	TD	KR	FC	Yds	Avg	Lg	TD
2017	CAR	0	0	0	-	-	0	10	0	221	22.1	33	0
2018	CAR	0	0	0	-	-	0	10	0	209	20.9	32	0
Totals		**0**	**0**	**0**	**-**	**-**	**0**	**20**	**0**	**430**	**21.5**	**33**	**0**

Single-Season Career Highs		
Games	16	2019
Attempts	41	2020
Yards	200	2020
Long	45	2020
TD	2	2018, 2020
Rec	77	2020
Yds.	851	2020
Long	53	2018
TD	6	2019
Scrim Yd.	1,051	2020

Single-Game Career Highs		
Attempts	7	Dec. 27, 2020 at WAS
Yards	52	Dec. 27, 2020 at WAS
Long	45	Dec. 27, 2020 at WAS
TD	1	5x, last Oct. 29, 2020vs. ATL
Rec	9	Nov. 8, 2020 at KC
Yds.	118	Jan. 3, 2021 vs. NO
Long	53t	Dec. 30, 2018 at NO
TD	1	14x, last Nov. 22, 2020 vs. DET
Scrim Yd.	158	Dec. 27, 2020 at WAS

Transactions			
Date	From Team	To Team	Description
03/18/2021	Carolina	Washington	signed/unrest FA (Three-year contract)
05/05/2017	Carolina Panthers	Carolina	signed/draft choice (Four-year contract)

BRANDON SCHERFF
Guard
75

6-5	315	7th Season

December 26, 1991 (29)

Denison, Iowa

University of Iowa

2015 1st Round (5)

Career Highlights

2020 (WAS)
Scherff finished the 2020-21 season as the fourth-highest ranked guard according to PFF. He registered a 86.3 overall grade.

According to PFF, Schreff's pass blocking grade was an 82.4, the third-best among guards last season.

Scherff became the sixth Washington offensive lineman to be selected to the Pro Bowl four-plus times. He joined Trent Williams, Chris Samuels, Len Hauss, Joe Jacoby and Russ Grimm.

Scherff was named an NFL First Team All-Pro. It was the first all-pro nod of his career.

2018 (WAS)
Started at right guard and helped Washington produce both a 300-yard passer and 100-yard rusher at NO.

Started at right guard and helped team rush for 138 yards in a win vs. CAR.

Started at right guard and assisted in Adrian Peterson's 64-yard touchdown run in a win at NYG.

2017 (WAS)
Started at right guard and helped the Washington record the NFL's first 200-yard rushing game (229) of the 2017 season at LAR.

Started at right guard in a win vs. OAK (9/24), helping Washington to a 472-128 advantage in total yards, the team's largest differential in regular season play since Dec. 15, 1974

2016 (WAS)
Part of an offensive line that led Washington to team records in total net yards (6,545), net passing yards (4,758) and yards per play (6.40) while allowing only 23 sacks, fourth-fewest in the NFL.

2015 (WAS)
Started at right guard vs. PHI, helping the offense go 90 yards on its final drive for a come-from-behind victory.

Started at right guard in the largest comeback win (24 points) in team history vs. TB.

Personal

High School - Denison (Iowa) H.S.

Highlights - was a five-sport athlete who competed in football, basketball, baseball, tennis and track and field.

Played offensive and defensive lineman in his final two seasons after playing quarterback as a sophomore.

Family - Son of Cindy and Bob Scherff.

Married to his wife, Jenni, with whom he welcomed his first son, Easton, in fall 2017.

Year-by-Year

2020 (WAS)
Played and started in all 13 games appeared in. He was named to the 2021 Pro Bowl becoming the first Washington player to be named first-team All-Pro since punter Matt Turk in 1996. Additionally was ranked 98th on the NFL Top 100 Players of 2021 list.

2019 (WAS)
Played and started in 11 games... Placed on injured reserve on (12/17). Only gave up one and half sacks.

2018 (WAS)
Started in all eight games in which he appeared, allowing only one sack on the season.

2017 (WAS)
Started all 14 games in which he appeared, earning his second Pro Bowl selection.

2016 (WAS)
Started all 16 games at right guard, joining Chris Samuels (2000-01) and Jon Jansen (1999-2000) as the only Washington offensive linemen to open their careers by starting 16 games in each of their first two NFL seasons. Earned first career Pro Bowl selection.

2015 (WAS)
Started all 16 regular season games and one postseason game played by the organization, earning PFWA All-Rookie honors. Missed only one offensive snap on the year, exiting the field momentarily after losing his shoe... Became only the third rookie offensive lineman to start 16 games for Washington (Jon Jansen in 1999 and Chris Samuels in 2000).

@bscherff68

@bscherff68

Brandon Scherff

Career Offensive Line Stats									
Year	Team	G	GS	Pen	Pen Yds	False Start	Holding	Sacks Allwd	Sack Yds
2015	WAS	16	16	2	15	1	1	4.50	40.50
2016	WAS	16	16	8	65	3	5	2.50	23.00
2017	WAS	14	14	1	15	0	0	3.50	34.00
2018	WAS	8	8	2	20	0	2	1.00	12.00
2019	WAS	11	11	8	65	2	5	1.00	11.00
2020	WAS	13	13	1	5	1	0	1.00	5.00
Career Totals									
Totals		**78**	**78**	**22**	**185**	**7**	**13**	**13.50**	**125.50**
Postseason									
2015	WAS	1	1	0	0	0	0	1.00	9.00
2020	WAS	1	1	1	10	0	1	0.00	0.00
Totals		**2**	**2**	**1**	**10**	**0**	**1**	**1.00**	**9.00**

Transactions			
Date	From Team	To Team	Description
03/12/2021	Washington	Washington	re-signed/franchise (One-year tender)
03/09/2021	Washington	Washington	Designated franchise player
03/31/2020	Washington	Washington	re-signed/franchise (One-year tender)
03/14/2020	Washington	Washington	Designated franchise player
04/16/2018	Washington	Washington	team exercises option
05/12/2015	Washington	Washington	signed/draft choice (Four-year contract)

WES SCHWEITZER
Guard
71

6-4	300	6th Season

September 11, 1993 (27)

Salt Lake City, Utah

San Jose State

UFA (ATL) '20

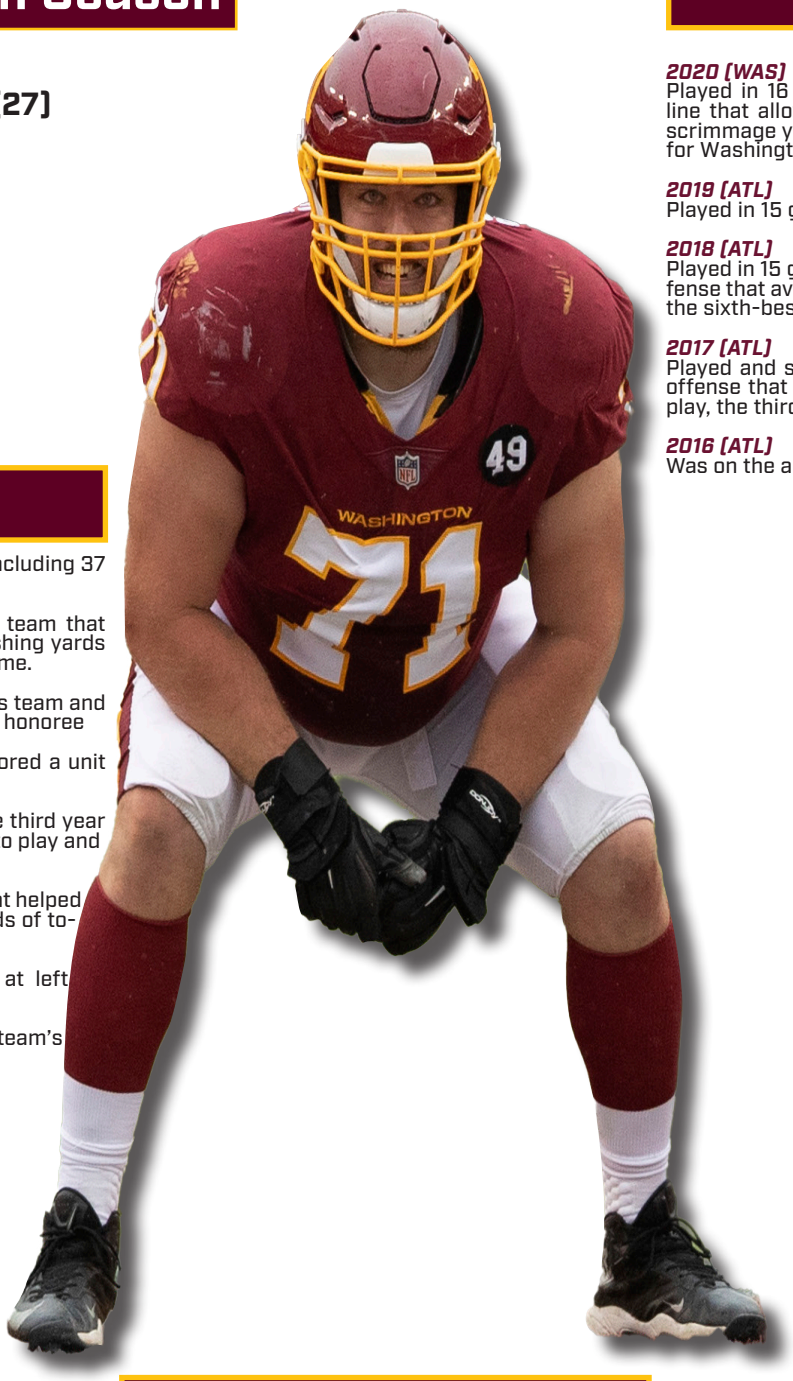

College

Played in 38 games for San Jose State, including 37 straight between 2013 and 2015.

During his senior season, blocked for a team that averaged 27.9 points per game, 182.9 rushing yards per game and 221.7 passing yards per game.

Was one of four co-captains on last year's team and was a four-time academic all-conference honoree

Played in all 13 games in 2014 and anchored a unit that had three freshman starters.

Named the team's Scholar Athlete for the third year in a row... One of three offensive linemen to play and start all 12 games in 2013.

Was a key member of an offensive line that helped set a school record, averaging 493.2 yards of total offense per game.

Played in seven games with one start at left tackle as a redshirt freshman in 2012.

Named the team's Scholar Athlete at the team's annual awards banquet.

Year-by-Year

2020 (WAS)
Played in 16 games with 13 starts contributing to the line that allowed RB Antonio Gibson to surpass 1,000 scrimmage yards in his rookie season, the first to do so for Washington since Alfred Morris in 2012

2019 (ATL)
Played in 15 games making 7 starts.

2018 (ATL)
Played in 15 games making 13 starts, blocking for an offense that averaged 389.1 yards and 6.16 yards per play, the sixth-best mark in the NFL.

2017 (ATL)
Played and started in all 16 games and blocked for an offense that averaged 364.8 yards and 5.93 yards per play, the third-best mark in the NFL.

2016 (ATL)
Was on the active roster but inactive for all 16 games.

Personal

High School - Attended Chaparral High in Scottsdale, Ariz.

Highlights - Led his teams to a combined 27-1 win loss record in 2009 and 2010 in Class 5A2 competition... As a senior, was an all-state selection by multiple outlets and was a first team all-city and all-region.

@WSchweitzer71

@schweitzer71

Wes Schweitzer

Career Offensive Line Stats									
Year	Team	G	GS	Pen	Pen Yds	False Start	Holding	Sacks Allwd	Sack Yds
2017	ATL	16	16	6	45	3	3	4.00	26.00
2018	ATL	15	13	7	64	1	6	2.50	12.50
2019	ATL	15	7	5	35	3	2	2.00	15.00
2020	WAS	16	13	1	10	0	1	6.50	40.5
Career Totals									
Totals		**62**	**49**	**19**	**154**	**7**	**12**	**15.00**	**94.00**
Postseason									
2017	CAR	2	2	0	0	0	0	0.25	1.75
2020	WAS	1	1	0	0	0	0	0	0
Totals		**3**	**3**	**0**	**0**	**0**	**0**	**0.25**	**1.75**

Transactions			
Date	From Team	To Team	Description
03/18/2020	Atlanta Falcons	Washington	signed/unrest FA (Three-year contract)
05/06/2016	Atlanta Falcons	Atlanta Falcons	signed/draft choice (Four-year contract)

RICKY SEALS-JONES 83

Tight End

6-5	243	5th Season

March 15, 1995 (26)

Sealy, Texas.

Texas A&M

FA - '21

College

In 2015, posted 45 catches for 560 yards and four touchdowns. Started 11 game and saw action in all 13 games.

Third on the team with 49 catches for 465 yards and four touchdowns while seeing action in every game. Made ten starts.

Played in two games before suffering a season-ending injury.

Year-by-Year

2020 (KC)
Appeared in two games with Kansas City.

2019 (CLE)
Played in 14 games with three starts. Recorded 14 receptions 229 yards and four touchdowns.

2018 (ARI)
Appeared in a career-high 15 games with five starts. Recorded 34 receptions for 343 yards and a touchdown.

2017 (ARI)
Played in 10 games with one start. Had 12 receptions for 201 yards and three touchdowns.

Personal

High School - Sealy High School in Sealy, Tx.

Highlights - Recorded 114 carries for 1,245 yards and 15 TDs, along with 761 passing yards and 8 TDs to earn District 24-3A MVP honors.

Family - Son of Buffy and Chester Seals- Jones.

@RickySealsJones

@sealsjones

Ricky Seals-Jones

Career Rushing/Receiving Stats															
Year	Team	G	GS	Att	Yds	Avg	Lg	TD	Rec	Yds	Avg	Lg	TD	Scrim	Fumble
2017	ARI	10	1	0	0	0	0	0	12	201	16.8	29t	3	201	0
2018	ARI	15	5	0	0	0	0	0	34	343	10.1	40	1	343	0
2019	CLE	14	3	0	0	0	0	0	14	229	16.4	59	4	229	0
2020	KC	2	0	0	0	0	0	0	0	0	0	0	0	0	0
Career Totals															
Totals		**41**	**9**	**0**	**0**	**-**	**-**	**0**	**60**	**773**	**12.9**	**59**	**8**	**773**	**0**
Postseason															
2020	KC	2	0	0	0	0	0	0	0	0	0	0	0	0	0
Totals		**2**	**0**	**0**	**0**	**0**	**0**	**0**	**0**	**0**	**0**	**0**	**0**	**0**	**0**

Single-Season Career Highs		
Games	15	2018
Attempts	--	--
Yards	--	--
Long	--	--
TD	--	--
Rec	34	2018
Yds.	343	2018
Long	59	2019
TD	4	2019
Scrim Yd.	343	2018

Single-Game Career Highs		
Attempts	--	--
Yards	--	--
Long	--	--
TD	--	--
Rec	5	2x, last Nov. 11, 2018 at KC
Yds.	82	Sept. 29, 2019 at BAL
Long	59	Sept. 29, 2019 at BAL
TD	2	2x, last Dec. 15, 2019 at ARI
Scrim Yd.	82	Sept. 29, 2019 at BAL

Transactions			
Date	From Team	To Team	Description
05/25/2021	Kansas City	Washington	signed/unrest FA
01/16/2021	Kansas City	Kansas City	active/prac. squad
01/06/2021	Kansas City	Kansas City	pract. squad add
01/02/2021	Kansas City	Kansas City	cut
04/05/2020	Cleveland	Kansas City	signed/unrest FA (One-year contract)
09/01/2019	Arizona	Cleveland Browns	acquired from waiver
08/31/2019	Arizona	Arizona	cut
03/21/2019	Arizona	Arizona	signed/excl. FA (One-year tender)
09/02/2017	Arizona	Arizona	cut
05/02/2017	Arizona	Arizona	signed

TIM SETTLE SR.

Defensive Tackle

97

6-3	308	4th Season

July 11, 1997 (23)

Manassas, Va.

Virgina Tech

2018 5th Round (163)

College

Played collegiately at Virginia Tech, collecting 53 tackles (28 solo), 19.5 tackles for loss and 4.0 sacks in 27 games across the 2016-17 seasons.

Started all 13 games for the Hokies as a redshirt sophomore in 2017 and compiled 36 tackles (21 solo), 12.5 tackles for loss, 4.0 sacks and one blocked kick.

Earned second-team All-ACC honors.

In 2016, played in 14 games, contributing 17 tackles (seven solo) and 7.0 tackles for loss. Also blocked a kick against East Carolina.

Redshirted in 2015.

Year-by-Year

2020 (WAS)
Played in 16 games starting one, recording 19 tackles (12 solo), 5 sacks, and 5 tackles for loss.

2019 (WAS)
Played in 15 games and started one... Finished season with 14 total tackles (nine solo), two sacks, five quarterback hits and two tackles for loss.

2018 (WAS)
Appeared in all 16 regular season games, registering eight tackles (six solo) and a tackle for loss. Made NFL debut

Personal

High School - Attended Stonewall Jackson H.S. in Manassas, Va., approximately 25 miles from Washington team headquarters in Ashburn, Va.

Highlights - Recorded 72 tackles (including 25 for loss), three sacks, two fumble recoveries and 10 pass deflections at nose tackle as a senior.

Was a first-team All-Met selection by *The Washington Post* in each of his final two seasons.

Family - Son of Tim Settle Sr., and Paula Washington.

@tim_settle

@tim_settle_jr

Tim Settle

Career Defensive/Fumble Stats																
Year	Team	G	GS	Tack	Asst	Sacks	Yds	INT	Yds	Lg	TD	PD	QBH	TFL	FF	FR
2018	WAS	16	0	6	2	0.0	0.0	0	0	0	0	0	0	1	0	0
2019	WAS	15	1	9	5	2.0	13.0	0	0	0	0	0	5	2	0	0
2020	WAS	16	1	12	7	5.0	26.0	0	0	0	0	0	7	5	0	0
Career Totals																
Totals		**47**	**2**	**27**	**14**	**7.0**	**39.0**	**0**	**0**	**-**	**0**	**0**	**12**	**8**	**0**	**0**
Postseason																
2020	**NFL**	1	0	0	0	0.0	0.0	0	0	0	0	0	0	0	0	0
Totals		**1**	**0**	**0**	**0**	**0.0**	**0.0**	**0**	**0**	**0**	**0**	**0**	**0**	**0**	**0**	**0**

Single-Season Career Highs		
Games	16	2018, 2020
Sacks	5	2020
Sack Yds.	26	2020
TFL	5	2020
Tackles	12	2020
INT	--	2020
PD	--	--
FF	--	--
FR	--	--
QBH	7	2020

Single-Game Career Highs		
Sacks	1	7x, Nov. 26, 2020 at DAL
Sack Yds.	11	Nov. 22, 2020 vs. CIN
TFL	1	8x, last Nov. 26, 2020 at DAL
Tackles	3	Nov. 26, 2020 at DAL
INT	--	
PD	--	--
FF	--	--
FR	--	--
QBH	2	Dec. 22, 2019 vs. NYG

Transactions			
Date	**From Team**	**To Team**	**Description**
05/10/2018	Washington	Washington	signed/draft choice (Four-year contract)

CAM SIMS
Wide Receiver

11

6-5	220	4th Season

January 6, 1996 [25]

Monroe, La.

University of Alabama

CFA-'18

Career Highlights

2020 [WAS]

Tallied 32 receptions for 477 yards [14.9 avg.] and a touchdown, all setting career-highs, in the regular season.

Recorded the most yards in a single season for an undrafted Washington receiver since Anthony Armstrong in 2010.

Sims registered 251 YAC, the most in a single season for an undrafted Washington receiver in franchise history.

His 14.9 receiving average is the 11th-highest for an undrafted Washington receiver in a single season.

Hauled in seven receptions for 104 yards [14.9 avg.] in his first-career postseason game in the Wild Card Round against the Buccaneers.

Became the third undrafted receiver in Washington history to surpass 100 yards receiving in a playoff game, joining Ricky Sanders and Gary Clark.

His 14.9 receiving average was the third highest in a postseason contest for an undrafted Washington receiver [min. 7 receptions].

Reeled in seven catches of 25-plus yards, tied for the fifth-most in a single season for an undrafted Washington player.

Personal

High School - Ouachita Parish H.S. in Monroe, La.

Highlights - Louisiana Sports Writers Association 5A All-State honorable mention selection in both 2012 and 2013... Caught 39 passes for 948 yards and eight touchdowns as a junior in 2012, averaging 24.3 yards per catch.

Participated in the Under Armour All-American Game.

Family - Son of Chastity Butler. Has one daughter, Kameryn

Year-by-Year

2020 [WAS]
Played in 16 games and started 10 recording 477 receiving yards on 32 receptions [14.9 avg.] and one TD.

2019 [WAS]
Played in seven games and started one. Logged two catches for 27 yards... Active vs. NE [10/6] and vs. NYJ [11/17]... Did not see any game action vs. DET [11/24]... Played two percent of offensive snaps and 33 percent of special teams in a victory over CAR [12/1]... Saw game time in a contest vs. GB [12/8]... Saw game action in a contest vs PHI [12/15]... Caught one ball for 15 yards in a contest vs. NYG [12/22]... Made first career start and caught one pass for 12 yards in a matchup vs. DAL [12/29].

2018 [WAS]
Appeared in one contest... Made NFL debut and appeared on special teams before leaving game due to an ankle injury in win at ARI [9/9]... Placed on Reserve/Injured list with an undisclosed injury on Sept. 11.

@Silkysims17

@camsims17

Cam Sims

Career Rushing/Receiving Stats															
Year	Team	G	GS	Att	Yds	Avg	Lg	TD	Rec	Yds	Avg	Lg	TD	Scrim	Fumble
2018	WAS	1	0	0	0	0	0	0	0	0	0	0	0	0	0
2019	WAS	7	1	0	0	0	0	0	2	27	13.5	15	0	27	0
2020	WAS	16	10	1	5	5.0	5	0	32	477	14.9	50	1	482	0
Career Totals															
Totals		**24**	**11**	**1**	**5**	**5.0**	**5**	**0**	**34**	**504**	**14.8**	**50**	**1**	**509**	**0**
Postseason															
2020	WAS	1	1	0	0	0	0	0	7	104	14.9	36	0	104	0
Totals		**1**	**1**	**0**	**0**	**-**	**-**	**0**	**7**	**104**	**14.9**	**36**	**0**	**104**	**0**

Single-Season Career Highs		
Games	16	2020
Attempts	1	2020
Yards	5	2020
Long	5	2020
TD	--	--
Rec	32	2020
Yds.	477	2020
Long	50	2020
TD	1	2020
Scrim Yd.	482	2020

Single-Game Career Highs		
Attempts	1	Dec. 13, 2020 at SF
Yards	5	Dec. 13, 2020 at SF
Long	5	Dec. 13, 2020 at SF
TD	0	--
Rec	5	3x, last Jan. 3, 2021 at PHI
Yds.	110	Nov. 8, 2020 vs. NYG
Long	50	Dec. 27, 2020 vs. CAR
TD	1	Oct. 18, 2020
Scrim Yd.	110	Nov. 8, 2020 vs. NYG

Transactions			
Date	From Team	To Team	Description
03/24/2021	Washington	Washington	re-signed/rest FA (One-year contract)
03/17/2021	Washington	Washington	Restricted Free Agent
09/05/2020	Washington	Washington	cut
11/16/2019	Washington	Washington	active/prac. squad
10/21/2019	Washington	Washington	pract. squad add
10/19/2019	Washington	Washington	cut
10/02/2019	Washington	Washington	active/prac. squad
09/01/2019	Washington	Washington	pract. squad add
08/31/2019	Washington	Washington	cut
05/02/2018	Washington	Washington	signed

JAMES SMITH-WILLIAMS 96

Defensive End

6-3	265	2nd Season

July 29, 1997 [23]

Raleigh, N.C.

North Carolina State

2019 7th Round (229)

College

Appeared in 29 games at NC State from 2015-19, where he finished with 82 tackles (38 solo), 8.0 sacks, 3 passes defensed, 1 forced fumble and 2 fumble recoveries...

In 2018, had 36 tackles, nine of which were for a loss, and six sacks.

Graduated from NC State in December of 2018 with a degree in business supply chain management.

Year-by-Year

2020 (WAS)
Played in 14 games recording 8 tackles (6 solo) along with 0.5 sacks and three tackles for loss.

Personal

High School - Attended Millbrook H.S. in Raleigh, Nc.

Highlights - As a senior, posted 146 tackles, 19 sacks and 36 tackles for loss as a senior... His 19 sacks tied the school record for most in a season.

Community - First NFL ambassador to represent 'Set The Expectation', which combats sexual and physical violence.

@jacw3 @jacw3

James Smith-Williams

Career Defensive/Fumble Stats																
Year	Team	G	GS	Tack	Asst	Sacks	Yds	INT	Yds	Lg	TD	PD	QBH	TFL	FF	FR
2020	WAS	14	0	6	2	0.5	2.5	0	0	0	0	0	2	3	0	0
Career Totals																
Totals		**14**	**0**	**6**	**2**	**0.5**	**2.5**	**0**	**0**	**0**	**0**	**0**	**2**	**3**	**0**	**0**
Postseason																
2020	**NFL**	1	0	0	0	0.0	0.0	0	0	0	0	0	0	0	0	0
Totals		**1**	**0**	**0**	**0**	**0.0**	**0.0**	**0**	**0**	**0**	**0**	**0**	**0**	**0**	**0**	**0**

Single-Season Career Highs		
Games	14	2020
Sacks	0.5	2020
Sack Yds.	2.5	2020
TFL	3	2020
Tackles	8	2020
INT	--	--
PD	--	--
FF	--	--
FR	--	--
QBH	2	2020

Single-Game Career Highs		
Sacks	0.5	Nov. 22, 2020 vs. CIN
Sack Yds.	2.5	Nov. 22, 2020 vs. CIN
TFL	1	3x, last Dec. 13, 2020 at SF
Tackles	1	2x, last Dec. 20, 2020 vs. SEA
INT	--	--
PD	--	--
FF	--	--
FR	--	--
QBH	2	Nov. 22, 2020 vs. CIN

Transactions			
Date	From Team	To Team	Description
07/23/2020	Washington	Washington	signed/draft choice (Four-year contract)

BENJAMIN ST-JUSTE 25

Cornerback

6-3	200	1st Season

September 8, 1997 (23)

Montreal, Quebec, Ca.

University of Minnesota

2021 Third Round (74th)

College

As a senior in 2020, played in five games. Made 14 tackles and broke up three passes.

Played in all 13 games and started nine in 2020. Recorded 45 tackles (36 solo) tied for team lead with 10 pass breakups.

Played freshman season in 2017 before redshirting in 2018 with Michigan. Played in 12 games contributing on special teams and played cornerback in one game, making three tackles.

Personal

High School - Attended Cegep du Vieux Montréal.

Highlights - Was a 247Sports four-star prospect, ranked the No. 38 cornerback and No. 1 player in Quebec.

Family - Son of Wilbert St-Juste.

Year-by-Year

2021 (WAS)

Selected in the third round (No. 74 overall) of the 2021 NFL Draft.

Was the 495th selection made by Washington in the Common Draft era (since 1967) and the 38th third-round selection in that time frame. He is the 68th third-round selection by Washington all-time since the institution of the draft in 1936.

Was the 16th selection out of the University of Minnesota in franchise history and the first since 2006.

Was the 10th defensive back selected by Washington in the third round in franchise history and the first since 2017.

@ Benj_Juice

@benj_juice

Benjamin St-Juste

Career Defensive/Fumble Stats																
Year	Team	G	GS	Tack	Asst	Sacks	Yds	INT	Yds	Lg	TD	PD	QBH	TFL	FF	FR
2021	WAS	-	--	-	-	-	-	-	-	-	-	-	-	-	-	-
Career Totals																
Totals		-	-	-	-	-	-	-	-	-	-	-	-	-	-	-

Transactions			
Date	From Team	To Team	Description
5/14/2021	Washington	Washington	signed/draft choice (Four-year contract)

MONTEZ SWEAT
Defensive End

90

6-6	262	3rd Season

September 4, 1996 [24]

Richmond, Ky.

Mississippi State

2019 1st Round (26)

Career Highlights

Recorded 45 tackles (28 solo), a team-leading 9.0 sacks for 83.0 yards, an interception returned for a touchdown, six passes defensed, 20 quarterback hits, 12 tackles for loss and two forced fumbles.

Joined LaVar Arrington as the only two players for Washington to tally at least 9.0 sacks and six passes defensed in a season in history.

Became the 11th defensive end in NFL history to record at least 9.0 sacks, six passes defensed and an interception touchdown return in a single season.

Became the 15th player in league history to compile at least 16 sacks and eight passes defensed through their first two seasons.

His 16.0 sacks are third-most through a player's first two seasons in Washington and his 33 quarterback hits passes Brian Orakpo for the most through a player's first two seasons in Washington.

His six passes defensed are tied for the third-most by a defensive lineman in a single season in franchise history and are the most by a Washington defensive lineman since Anthony Lanier also had six in 2017.

Sweat's 83 sack yards are the sixth-most in a single season for a Washington player in history.

Became the third player in Washington history to notch 16-plus sacks in his first two seasons.

Became the second defensive end in Washington history to record three passes defensed and a tackle for loss in a single game when he did so in Week 13 against Pittsburgh, joining Anthony Lanier (2017).

Sweat intercepted a pass for a 15-yard touchdown in Week 12 of 2020 against Dallas. It was the first interception of his career, and he became the first player for Washington to do so since Bashaud Breeland on Dec. 10, 2017.

Tallied 12 TFL, tied for the sixth-most among defensive ends in 2020.

College

Played collegiately in 26 games at Mississippi State from 2017-18 where he earned 101 total tackles (48 solo), 29.5 tackles for loss, 22 career sacks, a forced fumble and a fumble recovery

Personal

High School - Stephenson H.S. in Stone Mountain, Ga.

Highlights - Notched 33 tackles, six tackles for loss and one sack in 12 games in his senior season.

Family - Grandson of Charles and Deborah Sweat.

Year-by-Year

2020 (WAS)
Started all 16 games recording 45 tackles (28 solo), 9 sacks, and one interception for a touchdown. Became the fourth player in Washington history to notch 14-plus sacks in his first two seasons.

2019 (WAS)
Started in all 16 games... In his rookie campaign he logged 50 total tackles (31 solo), seven sacks which was tied second among rookie linebackers, two forced fumbles which tied for third among rookies, 13 quarterback hits and two pass defensed.

@_sweat9

@_tez9

Montez Sweat

Career Defensive/Fumble Stats																
Year	Team	G	GS	Tack	Asst	Sacks	Yds	INT	Yds	Lg	TD	PD	QBH	TFL	FF	FR
2019	WAS	16	16	31	19	7.0	37.0	0	0	0	0	2	13	8	2	0
2020	WAS	16	16	28	17	9.0	83.0	1	15	15t	1	6	20	12	2	0
Career Totals																
Totals		**32**	**32**	**59**	**36**	**16.0**	**120.0**	**1**	**15**	**15t**	**1**	**8**	**33**	**20**	**4**	**0**
Postseason																
2020	**NFL**	1	1	2	2	1.0	2.0	0	0	0	0	0	2	2	0	0
Totals		**1**	**1**	**2**	**2**	**1.0**	**2.0**	**0**	**0**	**0**	**0**	**0**	**2**	**2**	**0**	**0**

Single-Season Career Highs		
Games	16	2019, 2020
Sacks	9	2020
Sack Yds.	83	2020
TFL	12	2020
Tackles	50	2019
INT	1	2020
PD	6	2020
FF	2	2019, 2020
FR	--	--
QBH	20	2020

Single-Game Career Highs		
Sacks	2	2x, last Oct. 25, 2020 vs. DAL
Sack Yds.	20	Oct. 25, 2020 vs. DAL
TFL	2	4x, last Dec. 13, 2020 at SF
Tackles	5	2x, last Dec. 13, 2020 at SF
INT	1	Nov. 26, 2020 at DAL
PD	3	Nov. 7, 2020 at PIT
FF	1	4x, last Oct. 25, 2020 vs. DAL
FR	--	--
QBH	3	4x, last Jan. 3, 2021 at PHI

Transactions			
Date	**From Team**	**To Team**	**Description**
05/29/2019	Washington	Washington	signed/draft choice (Four-year contract)

LOGAN THOMAS
Tight End

82

6-6	250	8th Season

July 1, 1991 [30]

Lynchburg, Va.

Virginia Tech

UFA (DET)-'20

Career Highlights

2020 (WAS)
Thomas tallied seven 72 receptions for 670 yards and six touchdowns this season, setting career-highs.

Thomas's 72 receptions are fourth-most in a single season for a tight end in Washington franchise history.

Thomas is the first tight end for Washington to record 650-plus yards since Jordan Reed did so in 2016.

Thomas became the third tight end in franchise history to post 70+ receptions, 650+ receiving yards and 5+ receiving touchdowns in a season, joining Jordan Reed (2015) and Chris Cooley (2005).

In Week 15, Thomas had 13 receptions for 101 yards.

Thomas's 13 receptions in Week 15 are the most in a single-game by a tight end in Washington franchise history and tied for the second-most among all players in a single game in the club's history.

Thomas is the 25th tight end in NFL history to tally 13-plus receptions in a single game.

Thomas became the ninth tight end in Washington history to record a game with 100-plus receiving yards and first since Jordan Reed in 2015.

Thomas is the ninth tight end in Washington history to have two games with 90-plus receiving yards in a season.

Thomas became the first tight end in franchise history to complete a pass, connecting on a 28-yard pass to WR Terry McLaurin on Thanksgiving against Dallas.

Thomas's 14.8 receiving average against the Buccaneers in the NFC Wild Card Round was the highest in a single postseason game for a Washington tight end in franchise history (min. 5 receptions).

2014 (ARI)
Thomas became the first NFL quarterback to have his first career completion be for 80-plus yards since Pittsburgh Steelers QB Neil O'Donnell's did so on an 89-yard pass against the San Diego Chargers on Sept. 1, 1991.

Personal

High School - Attended Brookville H.S. in Lynchburg, Va

Highlights - As a senior, he completed 118 of 204 passes for 1,535 yards and 20 touchdowns and had 842 rushing yards and 11 touchdowns as a quarterback... On defense, had 80 tackles and four interceptions... played in the 2009 U.S. Army All-American Bowl.

Family - Son of Kim Tarazon. He and his wife, Brandie, have five children.

Year-by-Year

2020 (WAS)
Played in 16 games (15 starts) finishing with a career high in receptions (72), receiving yards (670), and TDs (6)

2019 (DET)
Finished the season with career-highs in both receptions (16) and receiving yards (173) while adding one touchdown.

2018 (BUF)
Appeared in 12 games (three starts) and recorded 12 receptions for 77 yards (6.4 avg.).

2017 (BUF)
Played in 12 games (two starts) and logged seven receptions for 67 yards (9.6 avg.) and one touchdown.

2016 (NYG/DET)
Spent time on the New York Giants practice squad as a quarterback before signing to the Detroit Lions practice squad on November 28 as a tight end. On November 30, the Bills signed Thomas to their active roster as a tight end, but he did not appear in a game.

2015 (MIA)
Spent time on the Miami Dolphins practice squad and active roster but did not appear in a game.

2014 (ARI)
Appeared in two games as a rookie quarterback and completed 1-of-9 passes for 81 yards and a touchdown... Threw an 81-yard touchdown on his first career completion (third attempt) at DEN in Week 5.

@LoganThomasSr_6

@lthomas_5

Logan Thomas

Career Rushing/Receiving Stats															
Year	Team	G	GS	Att	Yds	Avg	Lg	TD	Rec	Yds	Avg	Lg	TD	Scrim	Fumble
2014	ARI	2	0	0	0	0	0	0	0	0	0	0	0	0	0
2017	BUF	12	2	0	0	0	0	0	7	67	9.6	22t	1	67	0
2018	BUF	12	3	0	0	0	0	0	12	77	6.4	24	0	77	0
2019	DET	16	3	0	0	0	0	0	16	173	10.8	17	1	173	0
2020	WAS	16	15	3	5	1.7	3	0	72	670	9.3	30	6	675	0
Career Totals															
Totals		**58**	**23**	**3**	**5**	**1.7**	**3**	**0**	**107**	**987**	**9.2**	**30**	**8**	**992**	**0**
Postseason															
2014	ARI	1	0	0	0	0	0	0	0	0	0	0	0	0	0
2017	BUF	1	1	0	0	0	0	0	1	5	5.0	5	0	5	0
2020	WAS	1	1	0	0	0	0	0	5	74	14.8	29	0	74	0
Totals		**3**	**2**	**0**	**0**	**-**	**-**	**0**	**6**	**79**	**13.2**	**29**	**0**	**79**	**0**

Career Passing Stats														
Year	Team	Att	Cmp	Pct	Yds	Y/A	TD	TD%	Int	Int%	Lg	Sk	Lst	Rate
2014	ARI	9	1	11.1	81	9.0	1	11.1	0	0.0	81t	2	11	101.6
2018	BUF	1	1	100.0	15	15.0	0	0.0	0	0.0	15	0	0	118.8
2020	WAS	1	1	100.0	28	28.0	0	0.0	0	0.0	28	0	0	118.8
Totals		**11**	**3**	**27.3**	**124**	**11.3**	**1**	**9.1**	**0**	**0.0**	**81t**	**2**	**11**	**104.4**

Career Return Stats													
Year	Team	PR	FC	Yds	Avg	Lg	TD	KR	FC	Yds	Avg	Lg	TD
2018	BUF	0	0	0	-	-	0	1	0	23	23.0	23	0
Totals		**0**	**0**	**0**	**-**	**-**	**0**	**1**	**0**	**23**	**23.0**	**23**	**0**

Single-Season Career Highs		
Games	16	2019, 2020
Attempts	3	2020
Yards	5	2020
Long	3	2020
TD	--	--
Rec	72	2020
Yds.	670	2020
Long	30	2020
TD	6	2020
Scrim Yd.	675	2020

Single-Game Career Highs		
Attempts	1	3x, last Dec. 27, 2020 vs. CAR
Yards	3	Nov. 26, 2020 at DAL
Long	3	Nov. 26, 2020 at DAL
TD	0	--
Rec	13	Dec. 20, 2020 vs. SEA
Yds.	101	Dec. 20, 2020 vs. SEA
Long	30	Dec. 7, 2020 at PIT
TD	1	8x, last Jan. 3, 2021 at PHI
Scrim Yd.	101	Dec. 20, 2020 vs. SEA

Logan Thomas

Transactions			
Date	From Team	To Team	Description
03/19/2020	Detroit	Washington	signed/unrest FA (Two-year contract)
09/02/2019	Detroit	Detroit	signed
09/01/2019	Detroit	Detroit	cut
03/21/2019	Buffalo	Detroit	signed/unrest FA (One-year contract)
11/30/2016	Detroit	Buffalo	active/prac. squad
09/03/2016	New York Giants	New York Giants	cut
06/18/2016	Miami	New York	acquired from waiver
06/16/2016	Miami	Miami	cut
12/16/2015	Miami	Miami	active/prac. squad
09/15/2015	Miami	Miami	pract. squad add
09/11/2015	Miami	Miami	cut
09/06/2015	Arizona	Miami	acquired from waiver
09/05/2015	Arizona	Arizona	cut
05/21/2014	Arizona	Arizona	signed/draft choice (Four-year contract)

SHAKA TONEY
Defensive End

58

6-3	231	1st Season

January 7, 1998 (23)

Philadelphia, Pa.

Pennsylvania State

2021 6th Round (246)

College

In 2020, Toney started all nine games and made 31 tackles (21 solo) to go along with a team-leading five sacks, 7.5 tackles for loss, one forced fumble, two QB hurries and a pass breakup.

Overall, appeared in 47 career games at Penn State, making 22 starts. Tallied five career games with two or more sacks and seven career games with at least two tackles for loss.

Year-by-Year

2020 (WAS)
Selected in the seventh round (No. 246 overall) of the 2021 NFL Draft.

Was the 501th selection made by Washington in the Common Draft era (since 1967) and the 68th seventh-round selection in the time frame. He was the 99th seventh-round selection by Washington all-time since the institution of the draft in 1936.

Was the 23rd Penn State player selected by Washington in franchise history and first since 2018.

Was the eighth defensive end selected by Washington in the seventh round in franchise history.

Personal

High School - Imhotep Institute Charter School in Pa.

Highlights - .Made 97 tackles and tallied a school-record 21 sacks in 2015...Finished with 11 pass breakups as a senior...Recorded 80 tackles, 20 tackles for loss and 15 sacks as a junior in 2014.

Family - .Son of Deborah Toney-Moore and Anthony George Toney.

@SackA_Toney

@Shakatoney

Shaka Toney

Career Defensive/Fumble Stats																
Year	Team	G	GS	Tack	Asst	Sacks	Yds	INT	Yds	Lg	TD	PD	QBH	TFL	FF	FR
2021	WAS	-	-	-	-	-	-	-	-	-	-	-	-	-	-	-
Career Totals																
Totals		-	-	-	-	-	-	-	-	-	-	-	-	-	-	-

Transactions			
Date	From Team	To Team	Description
05/14/2021	Washington	Washington	signed/draft choice (Four-year contract)

CASEY TOOHILL
Defensive End

95

6-5	250	2nd Season

August 21, 1996 (24)

San Diego, Calif.

University of Stanford

W (PHI) - '20

College

As a fifth-year senior, was one of 12 William V. Campbell Trophy finalists as a member of the NFF National Scholar-Athlete Class. Was named to the All-Pac-12 second team.

Was an Al Masters Award and Tommy Vardell Award recipient

Started all 12 games for the Cardinal and was third on the team with 60 tackles, finishing with team-highs 11.5 tackles for loss and eight sacks. Finished fifth in the conference in sacks and seventh in tackles for loss. Added 10 quarterback hurries, one forced fumble, one pass breakup and one blocked kick.

In 2018, was named a Pac-12 All-Academic first team. Played in seven games and started five posted 29 tackles (12 solo), 3.0 tackles for loss and two pass breakups.

In 2017, was named to the Pac-12 All-Academic second team. Was a CoSIDA Academic All-District honoree. Posted 21 tackles (10 solo), 4.0 tackles for loss, 1.0 sack, one fumble recovery, one interception.

In 2016, was a Pac-12 All-Academic first team honoree. Played in 11 games and totaled 22 tackles (11 solo), 2.5 sacks, one blocked kick.

Year-by-Year

2020 (WAS)
Appeared in nine games between Philadelphia and Washington. Recorded two tackles, both assists and one QBH. Recorded his one QBH in a win at SF.

Made his NFL debut on September 20 with Philadelphia against the Los Angeles Rams.

Personal

High School - Cathedral Catholic (Calif.)

Highlights - Was a 2015 Cal-Hi Sports all-state second team as a senior.

Family - Son of Steve and Karen Toohill. Has two siblings, Kathleen and Connor.

N/A

@ c2hill

Casey Toohill

Career Defensive/Fumble Stats																
Year	Team	G	GS	Tack	Asst	Sacks	Yds	INT	Yds	Lg	TD	PD	QBH	TFL	FF	FR
2020	WAS/PHI	9	0	0	2	0.0	0.0	0	0	0	0	0	1	0	0	0
Career Totals																
Totals		**9**	**0**	**0**	**2**	**0.0**	**0.0**	**0**	**0**	**0**	**0**	**0**	**1**	**0**	**0**	**0**
Postseason																
2020	**NFL**	1	0	0	0	0.0	0.0	0	0	0	0	0	0	0	0	0
Totals		**1**	**0**	**0**	**0**	**0.0**	**0.0**	**0**	**0**	**0**	**0**	**0**	**0**	**0**	**0**	**0**

Single-Season Career Highs		
Games	9	2020
Sacks	--	--
Sack Yds.	--	--
TFL	--	--
Tackles	2	2020
INT	--	--
PD	--	--
FF	--	--
FR	--	--
QBH	1	2020

Single-Game Career Highs		
Sacks	--	--
Sack Yds.	--	--
TFL	--	--
Tackles	1	2x, last Dec. 20, 2020 vs. SEA
INT	--	--
PD	--	--
FF	--	--
FR	--	--
QBH	1	Dec. 13, 2020 at SF

Transactions			
Date	From Team	To Team	Description
10/14/2020	Philadelphia	Washington	acquired from waiver
10/13/2020	Philadelphia	Philadelphia	cut
07/20/2020	Philadelphia	Philadelphia	signed/draft choice (Four-year contract)

TRESS WAY
Punter

5

6-1	220	8th Season

May 18, 1990 (31)

Tulsa, Okla.

University of Oklahoma

W (CHI)- '14

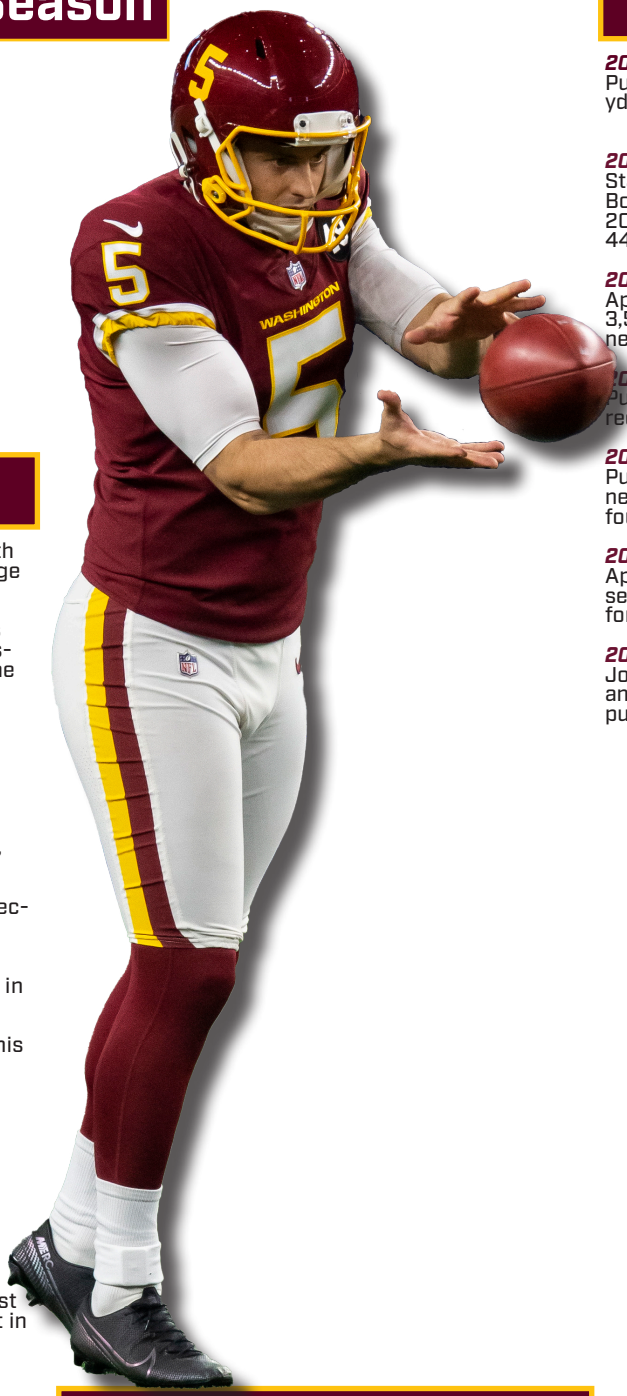

Career Highlights

Punted 73 times for 3,504 yards (48.0 avg.) with 23 inside the 20-yard line and a 44.3 net average in 2020.

His 44.3 net average is a career-high as well as the highest single-season mark in franchise history. The mark also was the fourth-highest in the league this season.

Tallied 3,235 net punting yards, the most in the league in 2020.

Ranked second in the league in both punts (73) and total punting yards (3,504) in 2020.

Opponents returned Way's punts for 209 yards, the lowest mark in his career.

Recorded zero punts blocked for the fifth-consecutive season.

Registered two blocked punts in his career, the least for a punter with a minimum of 500 punts in franchise history.

Totaled 510 punts and 35,746 punting yards in his career, the second-most in franchise history.

His punting average (46.8), punts inside the 20-yard line (185), net yards (21,092) and net average (41.2) in his career all rank the most in franchise history.

Recorded 511 punting yards in Week 5 against the Rams in 2020, the most in a single game in Washington history, according to Pro Football Reference.

Pinned four punts inside the 20-yard line against Pittsburgh in Week 13, tied for the second-most in a single game in his career.

Posted a 55.0 net punting average in Week 6 against the Giants, the second-highest single-game mark in his career.

College

Appeared in 53 games at Oklahoma from 2008-12, punting 250 times for 10,988 yards (44.0 avg) with 36 touchbacks and 91 punts downed inside the 20.

Personal

High School - Union H.S. in Tulsa, Okla.

Highlights - Handled kicking duties, converting all 42 extra point attempts and 14-of-19 field goal attempts.

Named district special teams player of the year as a senior.

Family - Son of Debra and Leo Way.

Year-by-Year

2020 (WAS)
Punted in all 16 games 73 times for 3504 yads (48.0 yds.) recording a career low in return yards (209 yds.)

2019 (WAS)
Started and played in all 16 games.Named to first Pro Bowl. Tied for seventh among punts pinned inside the 20-yard line (30). Recorded a career-high net avg. of 44.1.

2018 (WAS)
Appeared in all 16 regular season games, recording 3,581 yards on 79 punts (45.3 avg.) and a career-high net avg. (41.5).

2017 (WAS)
Punted a single-season career-high 83 times for a career-high 3,794 yards (45.7 avg.).

2016 (WAS)
Punted in all 16 games, averaging 45.1 yards and 38.9 net yards on 49 punts with 15 downed inside the 20 and four touchbacks.

2015 (WAS)
Appeared in all 16 regular season games and one post-season contest. Punted 70 times in the regular season for an average of 46.1 yards per punt.

2014 (WAS)
Joined Washington via waiver claim in the preseason and punted in all 16 games, averaging 47.5 yards on 77 punts.

@Tress_Way

@tress_way

Tress Way

Career Punting Stats													
Year	Team	G	P	Blk	Yds	Avg	Lg	Tb	I20	Ret	Ret Yds	Net Yds	Net Avg
2014	WAS	16	77	1	3659	47.5	77	7	22	42	397	3122	40.0
2015	WAS	16	70	1	3224	46.1	64	7	21	30	258	2826	39.8
2016	WAS	16	49	0	2209	45.1	61	4	15	27	222	1907	38.9
2017	WAS	16	83	0	3794	45.7	64	6	33	39	435	3239	39.0
2018	WAS	16	79	0	3581	45.3	63	0	41	31	303	3278	41.5
2019	WAS	16	79	0	3919	49.6	79	4	30	39	354	3485	44.1
2020	WAS	16	73	0	3504	48.0	65	3	23	36	209	3235	44.3
Career Totals													
Totals		**112**	**510**	**2**	**23890**	**46.8**	**79**	**31**	**185**	**244**	**2178**	**21092**	**41.2**
Postseason													
2015	WAS	1	5	0	253	50.6	60	0	3	2	29	224	44.8
2020	WAS	1	5	0	219	43.8	52	1	1	2	16	183	36.6
Totals		**1**	**1**	**0**	**0**	**0**	**0**	**0**	**0**	**0**	**0**	**0**	**0**

Single-Season Career Highs		
Games	16	2014-20
Punts	83	2017
Yards	3,919	2019
Long	79	2019
TB	7	2014, 2015
I20	41	2018
Ret	42	2014
Ret Yds	435	2017
Net Yds	3,485	2019
Net Avg	44.3	2020

Single-Game Career Highs		
Punts	10	2x, last Oct. 11, 2020 vs. LAR
Yards	511	Oct. 11, 2020 vs. LAR
Long	79	Dec. 1, 2019 at CAR
TB	2	2x, last Oct. 9, 2016 at BAL
I20	5	Oct. 21, 2018 vs. DAL
Ret	7	Oct. 11, 2020 vs. LAR
Ret Yds	143	Dec. 7, 2014 vs. STL
Net Yds	460	Oct. 11, 2020 vs. LAR
Net Avg	55.5	Sept. 25, 2014 vs. NYG

Transactions			
Date	From Team	To Team	Description
12/27/2019	Washington	Washington	re-signed (Four-year extension)
03/12/2016	Washington	Washington	re-signed (Four-year extension)
08/20/2014	Chicago	Washington	acquired from waiver
08/18/2014	Chicago	Chicago	cut
01/01/2014	Chicago	Chicago	signed
08/25/2013	Chicago	Chicago	cut
04/28/2013	Chicago	Chicago	signed

CHASE YOUNG
Defensive End

99

6-5	265	2nd Season

April 14, 1999 [22]

Upper Marlboro, Md.

Ohio State University

2020 1st Round (2)

Career Highlights

2020 (WAS)

Young's 7.5 sacks finished tied for third-most in franchise history for sacks by a rookie, tying teammate Ryan Kerrigan. His 10 tackles for loss mark is second-most for a rookie in franchise history beyond Orakpo's 13 in 2009.

Young's four forced fumbles finished tied for most for a Washington rookie and his three fumble recoveries are the most for a rookie season in franchise history.

Young's four passes defensed finished tied for the most for a rookie defensive end in franchise history. He is the third defensive end to do so in their rookie season and first since Preston Smith in 2015.

Young's 12 quarterback hits in 2020 were fourth-most for a rookie in the club's history.

Young tallied seven games with at least one full sack, the most in a rookie season in franchise history.

Young registered three games with a sack and a fumble recovery this season, the most games doing so in a season for a Washington player in franchise history.

Young is the first player in Washington history to record two games in a single season with a forced fumble, fumble recovery and a sack, doing so in Weeks 14 and 16.

Young is the second rookie in franchise history to post at least 7.0 sacks and 10 tackles for loss, joining Brian Orakpo (2009). He is the only rookie in the league this season to reach that mark.

Young has the most forced fumbles in a rookie season for Washington since Ryan Kerrigan also had four in 2011.

Young is the first player in Washington franchise history to record at least two forced fumbles and two fumble recoveries in the month of December in a single season.

Became the first player in Washington history to record two games with at least one fumble recovery, forced fumble, a sack and a pass defensed since the stats were first recorded in 1999. Became the fourth player and first rookie in NFL history to record at least two games with at least one fumble recovery, forced fumble, a sack and a pass defensed since the stats were first recorded in 1999, joining Khalil Mack (6), Jason Taylor (4) and Julius Peppers (2).

Personal

High School - DeMatha Catholic, Hyattsville, Md.

Highlights - Won state title as a senior.

Was a consensus 5-star prospect and one of the Top 10 players regardless of position in the nation as a high school senior.

Family - Son of Carla and Greg Young.

Year-by-Year

2020 (WAS)
Started in all 15 games played recording 44 tackles (32 solo) , with 7.5 sacks, 4 forced fumbles (3 recovered), 10 tackles for loss, and 4 passes defensed.

Became the first rookie in NFL history and third player in history overall to record a fumble return touchdown, forced fumble, fumble recovery, sack and two-plus passes defensed in a single game and the eighth rookie in NFL history to record a fumble return touchdown, a forced fumble and a sack in a single game since 1982.

@youngchase907

@chaseyoung_

Chase Young

Career Defensive/Fumble Stats																
Year	Team	G	GS	Tack	Asst	Sacks	Yds	INT	Yds	Lg	TD	PD	QBH	TFL	FF	FR
2020	WAS	15	15	32	12	7.5	34.5	0	-	-	1	4	12	10	4	3
Career Totals																
Totals		**15**	**15**	**32**	**12**	**7.5**	**34.5**	**0**	**-**	**-**	**1**	**4**	**12**	**2067**	**4**	**3**
Postseason																
2020	**NFL**	1	1	1	2	0.0	0	0	-	-	0	0	0	0	0	0
Totals		**1**	**1**	**1**	**2**	**0.0**	**0**	**0**	**-**	**-**	**0**	**0**	**0**	**0**	**0**	**0**

Single-Season Career Highs		
Games	15	2020
Sacks	7.5	2020
Sack Yds.	34.5	2020
TFL	10	2020
Tackles	44	2020
INT	0	2020
PD	4	2020
FF	4	2020
FR	3	2020
QBH	12	2020

Single-Game Career Highs		
Sacks	1.5	Sept. 13, 2020 vs. PHI
Sack Yds.	9	Nov. 26, 2020 at DAL
TFL	2	2x, last Nov. 26, 2020
Tackles	6	Oct. 20, 2020 vs. DAL
INT	-	-
PD	2	Dec. 13, 2020 at SF
FF	1	4x, last Dec. 27, 2020
FR	1	3x, last Jan. 3, 2021
QBH	3	Jan. 3, 2021 at PHI

Transactions			
Date	From Team	To Team	Description
07/23/2020	Washington	Washington	signed/draft choice (Four-year contract)

INJURED RESERVE

DARRICK FORREST
Safety

48

6-0	200	1st Season

May 22, 1999 (22)

Columbus, Ohio

University of Cincinnati

2021 Fifth Round (163)

College

Started 10 games at safety in 2020 and totaled 40 tackles, one TFL, and two interceptions. He was a 2020 Honorable-Mention All-American Athletic Conference.

Personal

High School - Pensacola Catholic H.S. in Pensacola, Fla.

Highlights - Recorded 39 total tackles and five interceptions, helping the Crusaders go 12-1 towards a berth in the quarterfinals of the state 5A playoffs... Was selected as an honorable mention all-state while earning first-team all-area and all-Northwest Florida honors.

Family - Son of Michael Reese and Rose Hinton.

Year-by-Year

2021 (WAS)
Selected in the fifth round (No. 163 overall) of the 2021 NFL Draft.

Was the 498th selection made by Washington in the Common Draft era (since 1967) and the 54th fifth-round selection in that time frame. He is the 79th fifth-round selection by Washington all-time since the institution of the draft in 1936.

Was the sixth player selected out of Cincinnati in franchise history and the first since DT Mario Monds was taken by the franchise in 2001.

Was the 13th defensive back selected in the fifth-round in franchise history.

@_Dfoe5

@ _dfoe5

Darrick Forrest

Career Defensive/Fumble Stats																
Year	Team	G	GS	Tack	Asst	Sacks	Yds	INT	Yds	Lg	TD	PD	QBH	TFL	FF	FR
2021	WAS	-	-	-	-	-	-	-	-	-	-	-	-	-	-	-
Career Totals																
Totals		-	-	-	-	-	-	-	-	-	-	-	-	-	-	-

Transactions			
Date	From Team	To Team	Description
05/14/21	Washington	Washington	signed/draft choice (Four-year contract)

PRACTICE SQUAD

BEAU BENZSCHAWEL 63

Guard

6-6	300	3rd Season

September 10, 1995 (25)

Grafton, Wis.

University of Wisconsin

W (HOU) - '21

College

Played in 49 games and made 49 consecutive starts, including 43 straight at right guard from 2015-18.

Part of senior class that went 42-12 (.778), including a 27-8 (.771) mark in Big Ten play and a 4-0 record in bowl games.

2018 Season: Earned fourth letter, starting all 13 games at right guard ... key to rushing attack that led the Big Ten and ranked No. 6 nationally, averaging 273.4 yards per game ... helped Badgers average 6.2 yards per rushing attempt, the fourth-best mark nationally ... blocked for Doak Walker Award winner and unanimous first-team All-American Jonathan Taylor, who rushed for 2,194 yards to lead the nation in rushing

2017 Season: Earned third letter, starting all 14 games at right guard ... helped pave the way for Doak Walker Award finalist Jonathan Taylor, who set FBS freshman rushing record with 1,977 yards ... unit allowed just 1.5 sacks per game to lead the Big Ten ... Badgers finished season ranked second in Big Ten in rushing offense (222.9 yards per game) and third in total offense (415.0 ypg)

2016 Season: Earned second letter, starting all 14 games at right guard ... part of offensive line that helped Badgers rush for 203.1 yards per game

2015 Season: Earned first letter, playing in 8 games ... started final 8 games of the season, with 6 starts at right tackle and 2 starts at right guard ... missed first 5 games of season after sustaining injury during first week of training camp ... proved to be stabilizing force for offensive line that used 8 different starting combinations due to injury ... helped Badgers rush for season-high 257 yards and 4 touchdowns in first game as starter at right guard at Minnesota on Nov. 28

2014 Season: Redshirt season

Year-by-Year

2020 (HOU)
Appeared in one game with the Texans.

2019 (DET)
Appeared in two games with the Lions

Personal

High School - Grafton in Wisconsin

Highlights - First-team all-state by Associated Press and Wisconsin Football Coaches Association as a senior. Also an All-North Shore Conference and all-region pick at both defensive end and tight end

Family - Son of Scott and Barcie Benzschawel Has a brother, Luke.

@BeauBench

@beau_bench

Beau Benzschawel

Career Offensive Line Stats									
Year	Team	G	GS	Pen	Pen Yds	False Start	Holding	Sacks Allwd	Sack Yds
2019	DET	2	0	0	0	0	0	0	0
2020	HOU	1	0	0	0	0	0	0	0
Career Totals									
Totals		**3**	**0**	**0**	**0**	**0**	**0**	**0**	**0**

Transactions			
Date	From Team	To Team	Description
04/13/2021	Houston	Washington	acquired from waiver
04/12/2021	Houston	Houston	cut
01/04/2021	Houston	Houston	signed
09/05/2020	Detroit	Detroit	cut
05/10/2019	Detroit	Detroit	signed

WILLLIAM BRADLEY-KING 56

Defensive End

6-4	248	1st Season

December 22, 1997 (23)

Kansas City, Mo.

Baylor

2021 7th Round (240)

College

As a senior, Bradley-King compiled 31 tackles in nine games played and led the Bears in pass breakups (four) and quarterback hurries (four).

Started all 13 games for Arkansas State in 2019. Led team with 13.5 tackles for loss, 8.5 sacks, six QB hurries and three forced fumbles ... ranked second in the Sun Belt with 8.5 sacks and fourth with 13.5 TFL.

Personal

High School - Hogan Preparatory Academy in Kansas City, Mo.

Highlights - Named to 2015 the All-Simone Team (KC Metro area award). Member of the Blue-Grey All-American Game Watch List.

Year-by-Year

2021 (WAS)
Selected in the seventh round (No. 240 overall) of the 2021 NFL Draft.

Was the 500th selection made by Washington in the Common Draft era (since 1967) and the 67th seventh-round selection in the time frame. He is the 98th seventh-round selection by Washington all-time since the institution of the draft in 1936.

Was the 11th Baylor player selected by Washington in franchise history and first since 2014.

Was the the seventh defensive end selected by Washington in the seventh round in franchise history.

The pick marked the third consecutive year that Washington has selected a defensive end in seventh round.

William Bradley-King

Career Rushing/Receiving Stats																
Year	Team	G	GS	Tack	Asst	Sacks	Yds	INT	Yds	Lg	TD	PD	QBH	TFL	FF	FR
2021	WAS	-	-	-	-	-	-	-	-	-	-	-	-	-	-	-
Career Totals																
Totals		-	-	-	-	-	-	-	-	-	-	-	-	-	-	-

Transactions			
Date	From Team	To Team	Description
05/14/21	Washington	Washington	signed/draft choice (Four-year contract)

ANTONIO GANDY-GOLDEN 18

Wide Receiver

6-4	223	2nd Season

April 11, 1998 (23)

Chicago, Ill.

Liberty University

2020 4th Round (142)

College

Appeared in 45 games at Liberty from 2016-19, where he finished as Liberty's all-time leader in catches (240), receiving yards (3,814) and receiving touchdowns (33)...

In 2019, registered 1,396 receiving yards in 13 games – the fourth-most in Division I FBS... His catches (79), yards per catch (19.3) and receiving touchdowns (10) all ranked in the top 20 nationally...

In three games against Power 5 programs, combined for 17 receptions, 247 yards and a pair of scores...

In 2018, finished the season with 1,037 receiving yards and 10 touchdowns...

Became the second player in program history to post back-to-back 1,000 receiving yard seasons...

Named Phil Steele Postseason All-Independent first team.

Year-by-Year

2020 (WAS)
Appeared in six games in his rookie season for Washington, combing for 25 scrimmage yards. Made his NFL debut in Week 2 at Arizona, making a three-yard reception. Exploded for a 22-yard rush in Week 3 at Cleveland, his first-career rushing attempt.

Gandy-Golden's 22-yard rush was the 20th-longest by a Washington receiver all-time. It was the longest for a rookie receiver since Steven Sims Jr. ran for a 65-yard touchdown against New England in 2019.

Became the fourth rookie Washington receiver to record a 20-plus yard rush.

Personal

High School - Attended Paulding County H.S. in Dallas, Ga.

Highlights - Finished his senior campaign with 1,083 receiving yards and five touchdowns.

Was a 5A All-Region and Team MVP as a senior.

Family - Son of Antonio Golden and Monet Gandy.

@gandygolden11 @gandygolden11

Antonio Gandy-Golden

Career Rushing/Receiving Stats															
Year	Team	G	GS	Att	Yds	Avg	Lg	TD	Rec	Yds	Avg	Lg	TD	Scrim	Fumble
2020	WAS	6	2	1	22	22.0	22	0	1	3	3.0	3	0	25	0
Career Totals															
Totals		**6**	**2**	**1**	**22**	**22.0**	**22**	**0**	**1**	**3**	**3.0**	**3**	**0**	**25**	**0**

Single-Season Career Highs		
Games	6	2020
Attempts	1	2020
Yards	22	2020
Long	22	2020
TD	--	--
Rec	1	2020
Yds.	3	2020
Long	3	2020
TD	--	--
Scrim Yd.	25	2020

Single-Game Career Highs		
Attempts	1	Sept. 27, 2020 at CLE
Yards	22	Sept. 27, 2020 at CLE
Long	22	Sept. 27, 2020 at CLE
TD	-	--
Rec	1	Sept. 20, 2020 at ARI
Yds.	3	Sept. 20, 2020 at ARI
Long	3	Sept. 20, 2020 at ARI
TD	--	--
Scrim Yd.	25	Sept. 27, 2020 at CLE

Transactions			
Date	From Team	To Team	Description
07/23/20	Washington	Washington	signed/draft choice (Four-year contract)

KEITH ISMAEL
Center

60

6-3	310	2nd Season

July 25, 1998 (22)

Oakland, Calif.

San Diego State

2020 5th Round (156)

College

Appeared in 38 games at San Diego State from 2017-19, where he was named a two-time First-Team All-Mountain West selection (2018-19).

In 2019, started 13 games at center, playing 954 of the team's 956 offensive snaps.

Was named the team's offensive lineman of the year for the second straight season.

Was named a Pro Football Focus third-team All-American.

In 2018, started 10 games, including five at right guard and five at center.

Had only two penalties in 821 snaps.

Had the second-highest overall grade in the Mountain West at center, despite playing 356 of his 821 snaps at guard.

Year-by-Year

2020 (WAS)

Week 1 vs. PHI - Did not appear in win

Week 2 at ARI - Active but did not appear

Week 3 at CLE - Active but did not appear

Week 4 vs. BAL - Active but did not appear

Week 5 vs. LAR - Active but did not appear

Week 6 at NYG - Active but did not appear

Week 7 vs. DAL - Active but did not appear in win

Week 9 vs. NYG - Did not see action

Week 10 at DET -Appeared on offense

Week 11 vs. CIN - Appeared on offense and special teams in win.

Week 12 at DAL - Saw action on offense and special teams in win

Week 13 at PIT - Contributed on special teams in win

Week 14 at SF - Appeared on special teams in win

Week 15 vs. SEA - Saw time on special teams

Week 16 vs. CAR - Contributed on special teams

Week 17 vs. PHI - Saw action on special teams in win

Personal

High School - Attended Sacred Heart Cathedral Prep in San Francisco, Calif.

Highlights - Was a first-team all-league pick... Also was a second-team all-metro honoree... Named the team's offensive lineman MVP

Family - Son of George Ismael and Johanna Woodby

@keithismael

@keithismael

Keith Ismael

Career Offensive Line Stats									
Year	Team	G	GS	Pen	Pen Yds	False Start	Holding	Sacks Allwd	Sack Yds
2020	WAS	8	0	0	0	0	0	0	0
Career Totals									
Totals		**8**	**0**	**0**	**0**	**0**	**0**	**0**	**0**
Postseason									
2020	WAS	1	0	0	0	0	0	0	0
Totals		**1**	**0**	**0**	**0**	**0**	**0**	**0**	**0**

Transactions			
Date	From Team	To Team	Description
07/23/20	Washington	Washington	signed/draft choice (Four-year contract)

DANNY JOHNSON
Cornerback

32

5-9	181	4th Season

November 17, 1995 (25)

Jackson, La.

Southern University

UFA-KC-'20



College

Played collegiately at Southern from 2014-17.

Appeared in 46 career games, totaling 190 career tackles (143 solo), 39 pass breakups and 16 interceptions (including three returned for touchdowns).

Also collected a rushing touchdown, passing touchdown, receiving touchdown, punt return touchdown and kickoff return touchdown during his career Started all 45 career games in which he played.

Year-by-Year

2020 (WAS)

Week 1 vs. PHI - Appeared on defense and special teams in win.

Week 2 at ARI - Saw action on special teams.

Week 3 at CLE - Inactive.

Week 4 vs. BAL - Inactive.

Week 5 vs. LAR - Saw action in the return game, recording 48 yards on two kickoff returns.

Week 6 at NYG - Returned four kickoffs for 70 yards and made a special teams tackle.

Week 7 vs. DAL - Ran back two kickoffs for 39 yards and one punt for three yards in win.

Week 9 vs. NYG - Returned three kickoffs for 65 yards.

Week 10 at DET - Set a single-game career-high with 127 kickoff return yards on five returns, including a 46-yarder.

Week 11 vs. CIN - Returned a punt for 25 yards in win.

Week 12 at DAL - Ran back two kickoffs for 41 yards in win.

Week 13 at PIT - Logged three kickoff returns for 72 yards (24.0 avg.) in win.

Week 14 at SF - Appeared in win.

Week 15 vs. SEA - Ran back two kickoff returns for 42 yards.

Week 16 vs. CAR - Returned a kickoff for 22 yards.

Week 17 at PHI - Returned a kickoff for 22 yards in win.

2019 (WAS)
Activated from Physically Unable to Perform List on Dec. 12. Made 11 tackles (10 solo) with a PD in two games.

2018 (WAS)
Appeared in 14 games with one start, notching eight total tackles (seven solo) and one pass defensed... Returned 12 kickoffs for 283 yards (23.6 avg.).

Personal

High School - East Feliciana H.S. in Jackson, La.

Highlights - Also competed in basketball and baseball, garnering in all-district honors in all three sports... Became the first Southern player to compete in the Senior Bowl in 23 years.

Family - Son of Danny Johnson Sr. and Lisa Johnson. Has a son, Aiden.

@D__Johnson10

@dwj__10

Danny Johnson

Career Defensive/Fumble Stats																
Year	Team	G	GS	Tack	Asst	Sacks	Yds	INT	Yds	Lg	TD	PD	QBH	TFL	FF	FR
2018	WAS	14	1	7	1	0.0	0.0	0	0	0	0	1	0	1	0	0
2019	WAS	2	2	10	1	0.0	0.0	0	0	0	0	1	0	0	0	0
2020	WAS	14	0	0	0	0.0	0.0	0	0	0	0	0	0	0	0	0
Career Totals																
Totals		**30**	**3**	**17**	**2**	**0.0**	**0.0**	**0**	**0**	**-**	**0**	**2**	**0**	**1**	**0**	**0**
Postseason																
2020	WAS	1	0	0	0	0.0	0.0	0	0	0	0	0	0	0	0	0
Totals		**1**	**0**	**0**	**0**	**0.0**	**0.0**	**0**	**0**	**0**	**0**	**0**	**0**	**0**	**0**	**0**

Career Returning Stats													
Year	Team	PR	FC	Yds	Avg	Lg	TD	KR	FC	Yds	Avg	Lg	TD
2018	WAS	0	0	0	-	-	0	12	0	283	23.6	44	0
2020	WAS	1	4	3	3.0	3	0	26	0	573	22.0	46	0
Totals		**1**	**4**	**3**	**3.0**	**3**	**0**	**38**	**0**	**856**	**22.5**	**46**	**0**
Postseason													
2020	WAS	0	0	0	-	-	0	1	0	31	31	31	0
Totals		**0**	**0**	**0**	**-**	**-**	**0**	**1**	**0**	**31**	**31**	**31**	**0**

Single-Season Career Highs		
Games	14	2018, 2020
Sacks	--	--
Sack Yds.	--	--
TFL	1	2018
Tackles	11	2019
INT	--	--
PD	1	2018, 2019
FF	--	--
FR	--	--
QBH	--	--

Single-Game Career Highs		
Sacks	--	--
Sack Yds.	--	--
TFL	1	Nov. 4, 2018 vs. ATL
Tackles	10	Dec. 15, 2019 vs. PHI
INT	1	Oct. 20, 2019 vs. SF
PD	1	2x, last Dec. 15, 2019 vs. PHI
FF	--	--
FR	--	--
QBH	--	--

Transactions			
Date	From Team	To Team	Description
03/23/2021	Washington	Washington	re-signed/unrest FA (One-year contract)
12/10/2019	Washington	Washington	Activated from PUPL
08/31/2019	Washington	Washington	Placed on PUPL
05/02/2018	Washington	Washington	signed

JORDAN KUNASZYK 59

Linebacker

6-3	235	3rd Season

October 15, 1996 (24)

Sacramento, Calif.

University of California

FA - '20

College

Played in 34 games with 19 starts and contributed 273 tackles to rank eighth on Cal's all-time list while adding 18.0 tackles for loss (-97 yards), 7.5 sacks (-61 yards), four interceptions that he returned 67 yards, three pass breakups, six forced fumbles, two fumble recoveries and four quarterback hurries in three seasons at Cal after transferring from American River College.

Compiled career highs of 148 tackles, 11.0 tackles for loss (career-high -55 yards), 4.0 sacks (-24 yards), five forced fumbles, three pass breakups and three quarterback hurries, as well as a career-high-tying one fumble recovery as a 2018 senior.

Had a career-high 37 sack yards and a career-high two interceptions that he returned for a career-high 53 yards while tying his career best with one fumble recovery as a 2017 junior.

Registered a career-high 22 tackles as a senior vs. UCLA that were the most by a Cal player since Jerrott Willard also had 22 against USC in 1993.

Became the first Cal player to earn Walter Camp Defensive Player of the Week honors when he had a career-high 2.5 sacks and a career-high-tying 2.5 tackles for loss as well as career highs with 31 tackle for loss and sack yards as junior against Washington State while he also had a career-high-tying one interception, one forced fumble and one quarterback hurry in the contest

Equaled a career-high with 2.5 tackles for loss against Idaho State as a senior.

Matched his career-high-tying single interception as a sophomore to seal a 52-49 double overtime win against Oregon and again against the Ducks in Eugene as junior that he returned a career-long 53 yards.

Had one forced fumble in a single game six times, as well as one interception and one quarterback hurry on four occasions each, one pass breakup three times, and one fumble recovery twice.

Had 12 career double-digit tackle games with nine as a senior and three as a junior.

Led or co-led Cal in tackles 11 times, six times as a senior and five in his junior campaign.

Year-by-Year

Kunaszyk has appeared in 15 total games, registering two total tackles (one solo), a half-stuff alongisde eight special teams tackles (four solo).

2020 (WAS)
Appeared in six contests, recording three special teams tackles (two solo).

2019 (WAS)
Appeared in nine games and recorded two tackles (one solo).

Personal

High School - Roseville HS

Highlights - Two-time All-Sierra Foothill League selection as a 2012 junior and 2013 senior, who ombined for 178 tackles, 30.0 tackles for loss and 5.0 sacks during his two varsity campaigns.

Family - Son of Robert Kunaszyk and Audria Brott.

@Jordankunaszyk

@Jordankunaszyk

Jordan Kunaszyk

Career Defensive/Fumble Stats																
Year	Team	G	GS	Tack	Asst	Sacks	Yds	INT	Yds	Lg	TD	PD	QBH	TFL	FF	FR
2019	CAR	9	0	1	1	0.0	0.0	0	0	0	0	0	0	0	0	0
2020	WAS	6	0	0	0	0.0	0.0	0	0	0	0	0	0	0	0	0
Career Totals																
Totals		**15**	**0**	**1**	**1**	**0.0**	**0.0**	**0**	**0**	**-**	**0**	**0**	**0**	**0**	**0**	**0**

Transactions			
Date	From Team	To Team	Description
11/25/2020	Washington	Washington	active/prac. squad
09/26/2020	Carolina	Washington	pract. squad add
09/05/2020	Carolina	Carolina	cut
04/29/2019	Carolina	Carolina	signed

WES MARTIN
Guard

67

6-3	315	3rd Season

May 9, 1996 (25)

West Milton, Ohio

Indiana University

2019 4th Round (131)

College

Martin started the final 37 games, 43 overall, and played in 50 career games at left guard. He is one of four Hoosiers to appear in 50 games. Martin was a 24-time game captain, a four-time Academic All-Big Ten honoree, a three-time Academic All-District 5 team member and a two-time honorable mention All-Big Ten selection.

2018 (Senior): Started all 12 games at left guard. Allowed just two sacks in 935 snaps ... Indiana ranked second in the Big Ten and shared 24th nationally in first downs per game (23.5) ... the Hoosiers finished third in the conference (36th nationally) in passing offense (257.8) and tied for sixth in passing touchdowns.

2017 (Junior): Started all 12 games at left guard. Recorded the most pass blocking snaps (569) among guards nationally without allowing a sack ... Indiana finished third in the Big Ten (35th nationally) in passing offense (265.7), and sixth in scoring offense (26.8) and total offense (395.8).

2016 (Sophomore): Started all 13 games at left guard. Indiana ranked second in the Big Ten in passing offense (273.8) and third in total offense (426.0).

2015 (Freshman): Started the first six games and appeared in all 13 at left guard ... Indiana finished first in the Big Ten in total offense, passing offense and scoring offense, while placing second in rushing offense ... the Hoosiers became the first team since Ohio State in 1995 to lead the league in total, passing and scoring offense ... IU led the conference in scoring offense for the first time since the Big Ten began using the entire season as the statistical champion in 1985.

Year-by-Year

2020 (WAS)

Week 1 vs. PHI - Started at left guard in win.

Week 2 at ARI - Started at left guard.

Week 3 at CLE - Started.

Week 4 vs. BAL - Started at left guard.

Week 5 vs. LAR - Started at left guard.

Week 6 at NYG - Appeared on special teams.

Week 7 vs. DAL - Saw action on special teams in win.

Week 9 vs. NYG - Contributed on special teams.

Week 10 at DET -Appeared on offense

Week 11 vs. CIN - Saw time on offense and special teams in win.

Week 12 at DAL - Appeared on offense and special teams in win.

Week 13 at PIT - Contributed on offense and special teams in win.

Week 14 at SF - Saw action on special teams in win.

Week 15 vs. SEA - Contributed on special teams.

Week 16 vs. CAR - Saw time on special teams.

Week 17 vs. PHI - Saw action on special teams in win.

2019 (WAS)
Saw action in nine game and made five starts.

Personal

High School - Attended Milton-Union H.S. in West Milton, Ohio.

Highlights - Was named to the first team all-state, all-region and all-conference teams as a senior.

Family - Son of Rhonda and Allen Martin.

@WesleyMartin76

@wesmartin76

Wes Martin

Career Offensive Line Stats									
Year	Team	G	GS	Pen	Pen Yds	False Start	Holding	Sacks Allwd	Sack Yds
2019	WAS	9	5	1	5	0	0	0.50	4.50
2020	WAS	16	5	1	10	0	1	4.00	29.00
Career Totals									
Totals		**25**	**10**	**2**	**15**	**0**	**1**	**4.50**	**33.50**
Postseason									
2020	WAS	1	0	0	0	0	0	0	0
Totals		**1**	**0**	**0**	**0**	**0**	**0**	**0**	**0**

Transactions			
Date	From Team	To Team	Description
05/09/2019	Washington	Washington	signed/draft choice (Four-year contract)

JARED NORRIS
Linebacker

50

6-1	238	5th Season

July 19, 1993 (28)

Bakersfield, Calif.

University of Utah

FA - '20

College

Two-time All-Pac-12 Conference selection played in 42 games with 32 starts at Utah.

Totaled 269 tackles, 24 tackles for loss, seven sacks, four forced fumbles, two fumble recoveries and eight passes defensed.

As a senior in 2015, named All-Pac-12 Second Team... Started 12 games. Ranked second on the Utes with 87 tackles. Posted 6.5 tackles for loss, one sack, two forced fumbles, one fumble recovery and five passes defensed.

As a junior in 2014, All-Pac-12 Conference Honorable Mention... Led the team with 116 tackles to go along with 13 tackles for loss, four sacks and one pass defensed.

Played in 10 games with seven starts as a sophomore in 2013. Compiled 64 tackles, 4.5 tackles for loss, two sacks, two forced fumbles and two passes defensed.

As a freshman in 2012, played in seven games... Logged two tackles and one fumble recovery.

Redshirted as a true freshman in 2011.

Personal

High School - Centennial H.S. in Corona, Calif.

Highlights - Graduated from Utah with a degree in economics.

Year-by-Year

2020 (WAS)

Week 1 vs. PHI - Started at outside linebacker in his Washington debut, recording four tackles [three solo] in win.

Week 2 at ARI - Elevated from practice squad, appearing on special teams.

Week 3 at CLE - Elevated from practice squad, appearing on special teams.

Week 4 vs. BAL - Elevated from practice squad and contributed a special teams tackle.

Week 5 vs. LAR - Inactive vs. LAR.

Week 6 at NYG - Appeared on special teams.

Week 7 vs. DAL - Appeared on special teams.

Week 9 vs. NYG - Saw time on defense and special teams.

Week 13 at PIT - Made a special teams tackle in win.

Week 14 at SF - Appeared on special teams.

Week 15 vs. SEA - Saw time on defense and special teams.

Week 16 vs. CAR - Appeared on special teams.

Week 17 at PHI - Recorded a special teams tackle in win.

NFC Wild Card vs. Tampa - Appeared in his first postseason game.

2018 (CAR)
Played in three games before being placed on the reserve/injured list with a toe injury.

2017 (CAR)
Played in 11 games before finishing the season on the reserve/injured list with a calf injury.

Played primarily on special teams, logging three special teams tackles.

2016 (CAR)
Played in 14 games after signing as an undrafted rookie free agent... Saw action primarily on special teams.

Tied for third on the team with six special teams tackles.

@N/A

@jaredscottieno41

Jared Norris

Career Defensive/Fumble Stats																
Year	Team	G	GS	Tack	Asst	Sacks	Yds	INT	Yds	Lg	TD	PD	QBH	TFL	FF	FR
2016	CAR	14	0	0	0	0.0	0.0	0	0	0	0	0	0	0	0	0
2017	CAR	11	0	0	0	0.0	0.0	0	0	0	0	0	0	0	0	0
2018	CAR	3	0	0	0	0.0	0.0	0	0	0	0	0	0	0	0	0
2020	WAS	11	0	0	0	0.0	0.0	0	0	0	0	0	0	0	0	0
Career Totals																
Totals		**39**	**0**	**0**	**0**	**0.0**	**0.0**	**0**	**0**	**-**	**0**	**0**	**0**	**0**	**0**	**0**
Postseason																
2020	WAS	1	0	0	0	0.0	0.0	0	0	0	0	0	0	0	0	0
Totals		**1**	**0**	**0**	**0**	**0.0**	**0.0**	**0**	**0**	**0**	**0**	**0**	**0**	**0**	**0**	**0**

Single-Season Career Highs		
Games	14	2016
Sacks	--	--
Sack Yds.	--	--
TFL	--	--
Tackles	--	--
INT	--	--
PD	--	--
FF	--	--
FR	--	--
QBH	--	--

Single-Game Career Highs		
Sacks	--	--
Sack Yds.	--	--
TFL	--	--
Tackles	--	--
INT	--	--
PD	--	--
FF	--	--
FR	--	--
QBH	--	--

Transactions			
Date	From Team	To Team	Description
03/23/2021	Washington	Washington	re-signed/unrest FA (One-year contract)
09/06/2020	Washington	Washington	pract. squad add
09/05/2020	Washington	Washington	cut
02/13/2020	Carolina	Washington	signed
08/31/2019	Carolina	Carolina	cut
03/05/2019	Carolina	Carolina	re-signed (Two-year extension)
05/02/2016	Carolina	Carolina	signed

JEREMY REAVES
Safety
39

5-11	200	4th Season

August 29, 1996 (24)

Pensacola, Fla.

Southern Alabama

FA - '20



College

Played collegiately at South Alabama from 2014-17, where he amassed 301 total tackles (208 solo), 22 passes defensed, eight interceptions, eight forced fumbles and two fumble recoveries in 45 games played.

Earned the Sun Belt Defensive Player of the Year award during his senior campaign after racking up 104 total tackles (70 solo), three interceptions and 1.5 sacks.

Earned an invite to the 2018 Reese's Senior Bowl, where he tallied eight solo tackles and an interception in the college all-star game.

Was named to the first-team all-Sun Belt Conference in his junior year in 2016, after notching 85 total tackles (54 solo), a team-high seven passes defensed and three interceptions.

In his sophomore season, the defensive back was selected to the second-team all-Sun Belt Conference after finishing second on the team in total tackles (96) and tackles for loss (eight), both of which were career-highs in his 12 starts.

Year-by-Year

2020 (WAS)

Week 9 vs. NYG - Appeared on special teams.

Week 10 at DET - Appeared on special teams.

Week 11 vs. CIN - Appeared on special teams and had one tackle.

Week 12 at DAL - Had one tackle, one sack for four yards, a QBH and a TFL in win.

Week 13 at PIT - Recorded one tackle in win.

Week 14 at SF - Recorded six tackles (four solo) in win.

Week 15 vs. SEA - Recorded six tackles (two solo).

Week 16 vs. CAR - Recorded six tackles (three solo).

Week 17 at PHI - Recorded four tackles, all solo, his first career interception and one pass defensed in win.

NFC Wild Card vs. Tampa Bay - Recorded 10 total tackles (nine solo) and a forced fumble.

2019 (WAS)
Appeared in nine games making three starts. Made 11 tackles (six solo) and added a pass defensed.

2018 (PHI/WAS)
Signed with the Eagles as a college free agent and waived during final cuts prior to Week 1... Spent time on Washington's practice squad before being promoted to the team's active roster on Dec. 19.

Appeared in the final two games of the season for Washington.

Personal

High School - Pensacola Catholic H.S. in Pensacola, Fla.

Highlights - Recorded 39 total tackles and five interceptions, helping the Crusaders go 12-1 towards a berth in the quarterfinals of the state 5A playoffs... Was selected as an honorable mention all-state while earning first-team all-area and all-Northwest Florida honors.

Family - Son of Michael Reese and Rose Hinton.

@JR1ERA

@jr1era

Jeremy Reaves

Career Defensive/Fumble Stats																
Year	Team	G	GS	Tack	Asst	Sacks	Yds	INT	Yds	Lg	TD	PD	QBH	TFL	FF	FR
2018	WAS	2	0	0	0	0.0	0.0	0	0	0	0	0	0	0	0	0
2019	WAS	9	3	6	5	0.0	0.0	0	0	0	0	1	1	0	0	0
2020	WAS	9	3	15	9	1.0	4.0	1	0	0	0	2	1	1	0	0
Career Totals																
Totals		**20**	**6**	**21**	**14**	**1.0**	**4.0**	**1**	**0**	**0**	**0**	**3**	**2**	**1**	**0**	**0**
Postseason																
2020	WAS	1	1	9	1	0.0	0.0	0	0	0	0	0	0	0	1	0
Totals		1	1	9	1	0.0	0.0	0	0	0	0	0	0	0	1	0

Single-Season Career Highs		
Games	9	2019, 2020
Sacks	1	2020
Sack Yds.	4	2020
TFL	1	2020
Tackles	24	2020
INT	1	2020
PD	2	2020
FF	--	--
FR	--	--
QBH	1	2019, 2020

Single-Game Career Highs		
Sacks	1	Nov. 26, 2020 at DAL
Sack Yds.	4	Nov. 26, 2020 at DAL
TFL	1	Nov. 26, 2020 at DAL
Tackles	6	3x, last Dec. 27 vs. CAR
INT	1	Jan. 3, 2021 at PHI
PD	1	3x, last Jan. 3, 2021 at PHI
FF	--	--
FR	--	--
QBH	1	2x, last Nov. 26, 2020 at DAL

Transactions			
Date	From Team	To Team	Description
10/27/2020	Washington	Washington	active/prac. squad
09/06/2020	Washington	Washington	pract. squad add
09/05/2020	Washington	Washington	cut
10/12/2019	Washington	Washington	active/prac. squad
09/01/2019	Washington	Washington	pract. squad add
08/31/2019	Washington	Washington	cut
12/19/2018	Washington	Washington	active/prac. squad
10/22/2018	Washington	Washington	pract. squad add
09/18/2018	Washington	Washington	pract. squad del
09/12/2018	Philadelphia	Washington	pract. squad add
09/01/2018	Philadelphia	Philadelphia	cut
05/11/2018	Philadelphia	Philadelphia	signed

DAVID STEINMETZ
Tackle

66

6-8	321	8th Season

March 1, 1995 (26)

Grafton, Ma.

Purdue University

FA - '20

College

2016(Rhode Island): Started all 11 games, making nine starts at right tackle and two at left tackle.

Started at right tackle as the Rams rushed for a season-high 226 yards and two touchdowns at Elon on Nov. 11.

Blocked for a ground game that ran for 180 yards and three touchdowns against Brown on Oct. 1.

Was part of line that helped Rams rush for 146 yards and allow just one sack against Albany on Sept. 10.

Started at right tackle and was part of line that helped Rams rush for 170 yards and allow just one sack at Kansas on Sept. 3.

2015 (Rhode Island): Started all 11 games at right tackle.

2014 (Rhode Island): Appeared in 11 games, making nine starts.

Key piece of line that allowed just 22 sacks all season, second fewest among CAA Football teams.

Made his collegiate debut as a reserve at right tackle in season opener at Marshall on Sept. 6.

2013 (Rhode Island): Did not play.

Year-by-Year

2020 (WAS)
Appeared in one game.

Personal

High School - at Grafton High School and ran track in his first three years

Highlights -Earned a bachelor's degree from Rhode Island in criminology and criminal justice.

@steinmetz70

N/A

David Steinmetz

Career Offensive Line Stats									
Year	Team	G	GS	Pen	Pen Yds	False Start	Holding	Sacks Allwd	Sack Yds
2020	WAS	1	0	0	0	0	0	0	0
Career Totals									
Totals		1	0	0	0	0	0	0	0

Transactions			
Date	From Team	To Team	Description
12/12/2020	Washington	Washington	active/prac. squad
09/06/2020	Washington	Washington	pract. squad add
09/05/2020	Washington	Washington	cut
08/22/2020	Houston	Washington	signed
08/13/2020	Houston	Houston	cut
01/07/2019	Houston	Houston	signed
11/20/2018	Miami	Houston	pract. squad add
09/01/2018	Miami	Miami	cut
05/10/2018	Miami	Miami	signed

JONATHAN WILLIAMS 38

Running Back

6-0	217	6th Season

February 2, 1994 (27)

Dallas, Texas.

University of Arkansas

FA-'20

College

In his three years with the Razorbacks, Williams accumulated 2,321 yards and 16 touchdowns on 406 carries, highlighted by nine 100-yard rushing games.

2015: Missed his senior season due to a foot injury.

2014: Appeared in 13 games (11 starts), registering 211 carries for 1,190 yards and 12 touchdowns en route to earning AP All-SEC second team honors.

2013: Played in all 12 games (11 starts) and finished the year with 150 touches for 900 yards and four touchdowns, adding seven receptions for 72 yards and two touchdowns.

Year-by-Year

Williams has played in 28 games (one start) and recorded 334 yards and two touchdowns on 80 attempts. He has added 11 receptions for 81 yards.

2019 (IND)
Appeared in nine games (one start), tallying a career high 235 yards and one touchdown on 49 attempts.

2018 (NO)
Saw action in three games for the Saints, registering one reception for one yard.

2017 (NO/DEN)
Appeared on the practice squad for the Denver Broncos and New Orleans Saints.

2016 (Buf)
Appeared in 11 games as a rookie, recording 27 carries for 84 yards and a touchdown.

Personal

High School - Allen (Texas) High School in Tx.

Highlights - As a senior he rushed for 1,169 yards and 12 touchdowns on 187 carries, and added 14 catches for 161 yards and two touchdowns, while leading the Eagles to a perfect 10-0 record in the regular season.

Family - Son of Constace and John Williams

@Jwillpart2 @Jwillpart2

Johnathan Williams

Career Rushing/Receiving Stats															
Year	Team	G	GS	Att	Yds	Avg	Lg	TD	Rec	Yds	Avg	Lg	TD	Scrim	Fumble
2016	BUF	11	0	27	94	3.5	20	1	1	0	0.0	0	0	94	2
2018	NO	3	0	3	0	0.0	1	0	1	1	1.0	1	0	1	0
2019	IND	9	1	49	235	4.8	48	1	5	59	11.8	31	0	294	0
2020	DET	5	0	1	5	5.0	5	0	4	21	5.3	10	0	26	1
Career Totals															
Totals		**28**	**1**	**80**	**334**	**4.2**	**48**	**2**	**11**	**81**	**7.4**	**31**	**0**	**415**	**3**

Career Passing Stats															
Year	Team	Att	Cmp	Pct	Yds	Y/A	TD	TD%	Int	Int%	Lg	Sk	Lst	Rate	Fumble
2016	BUF	1	0	0.0	0	0.0	0	0.0	0	0.0	-	0	0	39.6	0
Totals		**1**	**0**	**0.0**	**0**	**0.0**	**0**	**0.0**	**0**	**0.0**	**-**	**0**	**0**	**39.6**	**0**

Career Returning Stats													
Year	Team	PR	FC	Yds	Avg	Lg	TD	KR	FC	Yds	Avg	Lg	TD
2020	DET	0	0	0	-	-	0	1	0	10	10.0	10	0
Totals		**0**	**0**	**0**	**-**	**-**	**0**	**1**	**0**	**10**	**10.0**	**10**	**0**

Single-Season Career Highs		
Games	11	2016
Attempts	49	2019
Yards	235	2019
Long	31	2019
TD	1	2016, 2019
Rec	5	2019
Yds.	59	2019
Long	31	2019
TD	--	--
Scrim Yd.	294	2014

Single-Game Career Highs		
Attempts	26	Nov. 21, 2019 vs. HOU
Yards	116	Nov. 17, 2019 vs. JAX
Long	48	Nov. 17, 2019 vs. JAX
TD	1	2x, last Nov. 26, 2020 vs. HOU
Rec	4	Nov. 26, 2020 vs. HOU
Yds.	31	Nov. 17, 2019 JAX
Long	31	Nov. 17, 2019 JAX
TD	--	--
Scrim Yd.	147	Nov. 17, 2019 vs. Jax

Johnathan Williams

Transactions			
Date	From Team	To Team	Description
01/11/2021	Washington	Washington	signed
12/31/2020	Detroit	Washington	pract. squad add
12/24/2020	Detroit	Detroit	cut
10/30/2020	Washington	Detroit	active/prac. squad
10/07/2020	Detroit	Washington	pract. squad add
09/14/2020	Detroit	Detroit	pract. squad add
09/12/2020	Detroit	Detroit	active/prac. squad
09/06/2020	Detroit	Detroit	pract. squad add
09/05/2020	Detroit	Detroit	cut
08/17/2020	Indianapolis	Detroit	signed/unrest FA (One-year contract
10/02/2018	New Orleans	Indianapolis	pract. squad add
09/28/2018	New Orleans	New Orleans	cut
09/02/2018	New Orleans	New Orleans	pract. squad add
09/01/2018	New Orleans	New Orleans	cut
11/14/2017	Denver	New Orleans	active/prac. squad
09/05/2017	Buffalo	Denver	pract. squad add
09/03/2017	Buffalo	Buffalo	cut
05/13/2016	Buffalo	Buffalo	signed/draft choice (Four-year contract)

DANIEL WISE
Defensive End

63

6-3	285	4th Season

January 16, 1996 (25)

Carrollton, Texas

University of Kansas

FA - '21

College

As a senior in 2018, played in 11 games and recorded 34 total tackles, (27 solo), 12 TFL and five sacks.

In 2017, played in 12 games and recorded 53 total tackles (33 solo), 16 TFL and five sacks. Added two forced fumbles.

In 2016, played in 11 games and recorded 38 tackles, (31 solo), nine TFL and three sacks. Also added a PD and a fumble recovery.

In 2015, played in eight games and recorded 27 tackles (17 solo), six TFL, four sacks and one PD.

Year-by-Year

2021 [WAS]
Signed with Washington.

Personal

High School - Attended Hebron HS

Highlights - Signed with Kansas as a three-star prospect according to ESPN.com and Scout.com ... ESPN.com rated him the 77th-best defensive tackle in the nation.

Recorded 49 tackles, including 33 solo stops, as a senior.

@wisejayhawk

@wisejayhawk

Daniel Wise

Career Defensive/Fumble Stats																
Year	Team	G	GS	Tack	Asst	Sacks	Yds	INT	Yds	Lg	TD	PD	QBH	TFL	FF	FR
2021	WAS	-	-	-	-	-	-	-	-	-	-	-	-	-		
Career Totals																
Totals		-	-	-	-	-	-	-	-	-	-	-	-	-	-	-

Transactions			
Date	From Team	To Team	Description
01/12/2021	Arizona	Washington	signed
10/28/2020	Dallas	Arizona	pract. squad add
03/18/2020	Dallas	Dallas	cut
12/30/2019	Dallas	Dallas	signed
09/02/2019	Dallas	Dallas	pract. squad add
08/31/2019	Dallas	Dallas	cut
05/01/2019	Dallas	Dallas	signed

GABE WRIGHT
Defensive Tackle

62

6-3	295	7th Season

April 3, 1992 (29)

Columbis, Ga.

University of Auburn

FA- '21

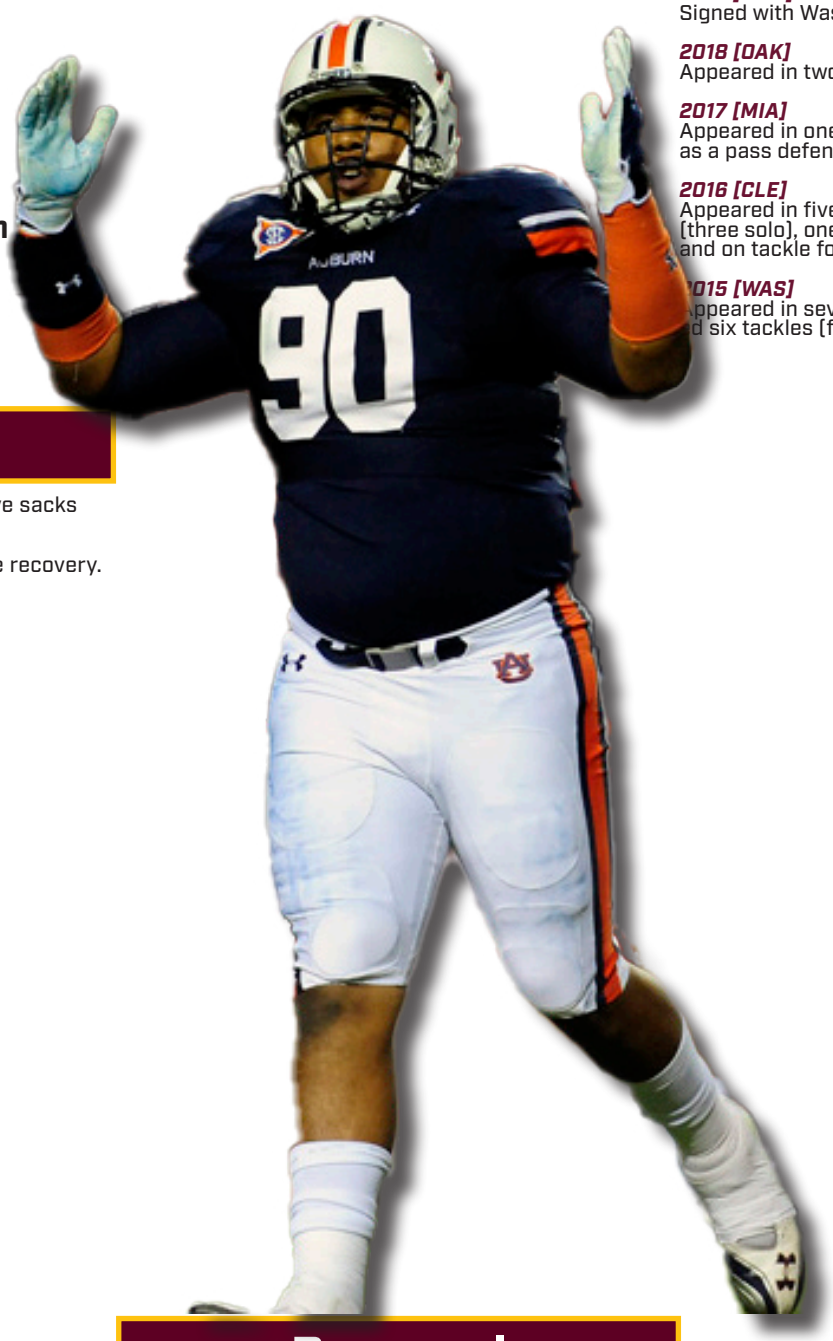

College

in four seasons, recorded 74 tackles, five sacks and two passes defensed at Auburn.

Added 17.5 tackles for loss and a fumble recovery.

Year-by-Year

2021 [WAS]
Signed with Washington.

2018 [OAK]
Appeared in two games and made one assisted tackle.

2017 [MIA]
Appeared in one game and made a tackle and as well as a pass defensed.

2016 [CLE]
Appeared in five games and made four total tackles (three solo), one pass defensed, on quarterback hit and on tackle for loss.

2015 [WAS]
Appeared in seven games and made one start. Recorded six tackles (five solo) and a tackle for loss.

Personal

High School - Carver High School

Highlights - Listed as the No. 3 defensive tackle and the No. 26 player overall by ESPN.com/Scouts Inc. ... ranked as the No. 7 player in the state of Georgia and the nation's No. 121 player by Rivals.com.

Family - Son of Viola Wright.

@NineORhino

@ gwright90

Gabe Wright

Career Defensive/Fumble Stats																
Year	Team	G	GS	Tack	Asst	Sacks	Yds	INT	Yds	Lg	TD	PD	QBH	TFL	FF	FR
2015	DET	7	1	5	1	0.0	0.0	0	0	0	0	0	0	1	0	0
2016	CLE	5	0	3	1	0.0	0.0	0	0	0	0	1	1	1	0	0
2017	MIA	1	0	1	0	0.0	0.0	0	0	0	0	1	0	0	0	0
2018	OAK	2	0	0	1	0.0	0.0	0	0	0	0	0	0	0	0	0
Career Totals																
Totals		**15**	**1**	**9**	**3**	**0.0**	**0.0**	**0**	**0**	**-**	**0**	**2**	**1**	**2**	**0**	**0**

Single-Season Career Highs		
Games	7	2015
Sacks	--	--
Sack Yds.	--	--
TFL	1	2015, 2016
Tackles	6	2015
INT	--	--
PD	1	2016, 2017
FF	--	--
FR	--	--
QBH	1	2016

Single-Game Career Highs		
Sacks	--	--
Sack Yds.	--	--
TFL	--	--
Tackles	2	2x, last Oct. 16, 2016 at TEN
INT	--	--
PD	1	2x, last Dec. 31, 2017 vs. BUF
FF	--	--
FR	--	--
QBH	1	Sept. 25, 2016 at MIA

Transactions			
Date	From Team	To Team	Description
06/07/2021	Jacksonville Jaguars	Washington	signed
03/17/2021	Jacksonville	Jacksonville	cut
01/04/2021	Jacksonville	Jacksonville	signed
12/07/2020	Las Vegas	Jacksonville	pract. squad add
08/30/2019	Oakland	Oakland	cut
09/20/2018	Oakland	Oakland	pract. squad add
09/01/2018	Oakland	Oakland	cut
08/15/2018	Miami	Oakland	acquired from waiver
08/14/2018	Miami Dolphins	Miami	cut
09/04/2017	Philadelphia	Miami	pract. squad add
09/01/2017	Philadelphia	Philadelphia	cut
06/05/2017	Cleveland	Philadelphia	signed (One-year contract (through 2017))
05/19/2017	Cleveland	Cleveland	cut
10/25/2016	Cleveland	Cleveland	pract. squad add
10/21/2016	Cleveland	Cleveland	cut
10/06/2016	Cleveland	Cleveland	pract. squad add
10/04/2016	Cleveland	Cleveland	cut
09/05/2016	Detroit Lions	Cleveland	pract. squad add
09/03/2016	Detroit	Detroit	cut
05/07/2015	Detroit	Detroit	signed/draft choice (Four-year contract)

ROSTERS
DEPTH CHART
TRANSACTIONS

2021 ALPHABETICAL ROSTER

2021 WASHINGTON FOOTBALL TEAM ROSTER (ALPHABETICAL)
as of September 6, 2021

NO.	LAST	FIRST	POS	HT	WT	D.O.B.	AGE	EXP.	COLLEGE	HS HOMETOWN	HOW ACQ.
93	Allen	Jonathan	DT	6-3	300	1/16/1995	26	5	Alabama	Ashburn, Va.	D1-'17
8	Allen	Kyle	QB	6-3	210	3/8/1996	25	4	Houston	Scottsdale, Ariz.	T (CAR)-'20
30	Apke	Troy	CB	6-1	205	4/11/1995	26	4	Penn State	Pittsburgh, Pa.	D4-'18
87	Bates	John	TE	6-6	256	11/6/1997	23	R	Boise State	Lebanon, Ore.	D4-'21
53	Bostic	Jon	LB	6-1	245	5/5/1991	30	9	Florida	Wellington, Fla.	FA-'20
2	Brown	Dyami	WR	6-0	185	11/1/1999	21	R	North Carolina	Charlotte, N.C.	D3b-'21
1	Carter	DeAndre	WR	5-8	190	4/10/1993	28	4	Sacramento State	San Jose, Calif.	FA-'21
77	Charles	Saahdiq	T	6-4	322	7/26/1999	22	2	LSU	New Orleans, La.	D4a-'20
54	Cheeseman	Camaron	LS	6-4	230	4/26/1998	23	R	Michigan	New Albany, Ohio	D6-'21
26	Collins	Landon	S	6-0	218	1/10/1994	27	7	Alabama	New Orleans, La.	UFA (NYG)-'19
76	Cosmi	Samuel	T	6-7	309	2/16/1999	22	R	Texas	Humble, Texas	D2-'21
31	Curl	Kamren	S	6-2	198	3/3/1999	22	2	Arkansas	San Diego, Calif	D7a-'20
52	Davis	Jamin	LB	6-4	234	12/12/1998	22	R	Kentucky	Honolulu, Hawaii	D1-'20
22	Everett	Deshazor	S	6-0	203	2/22/1992	29	7	Texas A&M	DeRidder, La.	FA-'15
14	Fitzpatrick	Ryan	QB	6-2	228	11/24/1982	38	17	Harvard	Gilbert, Ariz.	UFA (MIA)-'21
79	Flowers Sr.	Ereck	G	6-6	330	4/25/1994	27	7	Miami	Miami, Fla.	T (MIA)-'21
29	Fuller	Kendall	CB	5-11	198	2/13/1995	26	6	Virginia Tech	Baltimore, Md.	UFA (KC)-'20
24	Gibson	Antonio	RB	6-2	221	6/23/1998	23	2	Memphis	Stockbridge, Ga.	D3-'20
4	Heinicke	Taylor	QB	6-1	210	3/15/1993	28	7	Old Dominion	Atlanta, Ga.	FA-'20
55	Holcomb	Cole	LB	6-1	240	7/30/1996	25	3	North Carolina	New Smyrna Beach, Fla.	D5b-'19
3	Hopkins	Dustin	K	6-2	205	10/1/1990	30	8	Florida State	Houston, Texas	FA-'15
47	Hudson	Khaleke	LB	6-0	220	12/6/1997	23	2	Michigan	McKeesport, Pa.	D5b-'20
13	Humphries	Adam	WR	5-11	195	6/24/1993	28	7	Clemson	Spartanburg, S.C.	UFA (TEN)-'21
98	Ioannidis	Matt	DT	6-3	310	1/11/1994	27	6	Temple	Flemington, N.J.	D5-'16
23	Jackson III	William	CB	6-0	196	10/27/1992	28	5	Houston	Houston, Texas	UFA (CIN)-'21
69	Larsen	Tyler	C	6-4	325	7/8/1991	30	7	Utah State	Salt Lake City, Utah	FA-'21
72	Leno Jr.	Charles	T	6-3	307	10/9/1991	29	8	Boise State	Oakland, Calif	FA-'21
78	Lucas	Cornelius	T	6-8	327	7/18/1991	30	8	Kansas State	New Orleans, La.	UFA (CHI)-'20
51	Mayo	David	LB	6-2	240	8/18/1993	28	7	Texas State	Scappoose, Ore.	FA-'21
20	McCain	Bobby	S	5-11	192	8/18/1993	28	7	Memphis	Sylacauga, Ala.	FA-'21
41	McKissic	J.D.	RB	5-10	195	8/15/1993	28	6	Arkansas State	Phenix City, Ala.	UFA (DET)-'20
17	McLaurin	Terry	WR	6-0	210	9/15/1995	25	3	Ohio State	Indianapolis, Ind.	D3-'19
35	McTyer	Torry	CB	5-11	188	4/10/1995	26	5	UNLV	Los Angeles, Calif.	FA-'21
15	Milne	Dax	WR	6-1	190	6/23/1999	22	R	BYU	South Jordan, Utah	D7c-'21
32	Patterson	Jaret	RB	5-9	195	12/23/1999	21	R	Buffalo	Glendale, Md.	UDFA-'21
94	Payne	Daron	DT	6-3	320	5/27/1997	24	4	Alabama	Irondale, Ala.	D1-'18
80	Reyes	Sammis	TE	6-7	240	10/19/1995	25	R	Tulane	Talcahauno, Chile	FA-'21
34	Roberts	Darryl	CB	6-0	182	11/26/1990	30	6	Marshall	Lakeland, Fla.	FA-'21
73	Roullier	Chase	C	6-4	312	8/23/1993	28	5	Wyoming	Burnsville, Minn.	D6a-'17
10	Samuel	Curtis	WR	5-11	195	8/11/1996	25	5	Ohio State	Brooklyn, N.Y.	UFA (CIN)-'21
75	Scherff	Brandon	G	6-5	315	12/26/1991	29	7	Iowa	Denison, Iowa	D1-'15
71	Schweitzer	Wes	G	6-4	300	9/11/1993	27	6	San Jose State	Scottsdale, Ariz.	UFA (ATL)-'20
83	Seals-Jones	Ricky	TE	6-5	243	3/15/1995	26	5	Texas A&M	Sealy, Texas	FA-'21
97	Settle	Tim	DT	6-3	308	7/11/1997	24	4	Virginia Tech	Manassas, Va.	D5-'18
11	Sims	Cam	WR	6-5	220	1/6/1996	25	4	Alabama	Monroe, La.	CFA-'18
96	Smith-Williams	James	DE	6-3	265	7/30/1997	24	2	North Carolina State	Raleigh, N.C.	D7b-'20
25	St-Juste	Benjamin	CB	6-3	200	9/8/1997	23	R	Minnesota	Montreal, Quebec	D3a-'21
90	Sweat	Montez	DE	6-6	262	9/4/1996	25	3	Mississippi State	Stone Mountain, Ga.	D1b-'19
82	Thomas	Logan	TE	6-6	250	7/1/1991	30	8	Virginia Tech	Lynchburg, Va.	UFA (DET)-'20
58	Toney	Shaka	DE	6-3	231	1/7/1998	23	R	Penn State	Philadelphia, Pa.	D7b-'21
95	Toohill	Casey	DE	6-5	250	8/21/1996	25	2	Stanford	San Diego, Calif	W (PHI) -'20
5	Way	Tress	P	6-1	220	4/18/1990	31	8	Oklahoma	Tulsa, Okla.	W (CHI)-'14
99	Young	Chase	DE	6-5	265	4/14/1999	22	2	Ohio State	Upper Marlboro, Md.	D1-'20
PRACTICE SQUAD											
63	Benzschawel	Beau	G	6-6	300	9/10/1995	25	3	Wisconsin	Grafton, Wisc.	W (HOU)-'21
56	Bradley-King	William	DE	6-4	248	12/22/1997	23	R	Baylor	Kansas City, Mo.	D7a-'21
18	Gandy-Golden	Antonio	WR	6-4	223	4/11/1998	23	2	Liberty	Chicago, Ill.	D4b-'20
60	Ismael	Keith	C	6-3	310	7/25/1998	23	2	San Diego State	Oakland, Calif	D5a-'20
36	Johnson	Danny	CB	5-9	181	11/17/1995	25	4	Southern	Jackson, La.	CFA-'18
59	Kunaszyk	Jordan	LB	6-3	235	10/15/1996	24	3	California	Sacramento, Calif.	FA-'20
67	Martin	Wes	G	6-3	315	5/9/1996	25	3	Indiana	West Milton, Ohio	D4b-'19
50	Norris	Jared	LB	6-1	238	7/19/1993	28	5	Utah	Bakersfield, Calif.	FA-'20
6	Pineiro	Eddy	K	6-0	185	11/13/1995	25	4	Florida	North Miami Beach, Fla.	FA-'21
39	Reaves	Jeremy	S	5-11	200	8/29/1996	25	4	South Alabama	Pensacola, Fla.	FA-'18
57	Rotimi	Bunmi	DE	6-4	260	7/16/1995	26	1	Old Dominion	Alexandria, Va.	FA-'21
66	Steinmetz	David	T	6-8	321	3/1/1995	26	4	Purdue	Grafton, Mass.	FA-'20
61	Toth	Jon	C	6-5	308	2/11/1994	27	5	Kentucky	Indianapolis. Ind.	FA-'21
38	Williams	Jonathan	RB	6-0	217	2/2/1994	27	6	Arkansas	Dallas, Texas	FA-'21
92	Wise	Daniel	DT	6-3	285	1/16/1996	25	3	Kansas	Carrollton, Texas	FA-'21
62	Wright	Gabe	DT	6-3	295	4/3/1992	29	7	Auburn	Columbis, Ga.	FA-'21
RESERVE/INJURED											
45	W Cantrell	Dylan	TE	6-3	223	6/29/1994	27	4	Texas Tech	Whitehouse, Texas	FA-'20
48	Forrest	Darrick	S	6-0	200	5/22/1999	22	R	Cincinnati	Columbus, Ohio	D5-'21
57	Jelks	Jalen	DE	6-5	250	8/3/1996	25	3	Oregon	Phoenix, Ariz.	FA-'20

Key: UFA - unrestricted free agent | FA - free agent | RFA - restricted free agent | CFA - college free agent | T - trade | W - waivers | D - draft | SD - supplemental draft | PS - signed from practice squad

Head Coach: Ron Rivera

Assistant Coaches: Jack Del Rio (Defensive Coordinator), Nate Kaczor (Special Teams Coordinator), Scott Turner (Offensive Coordinator), Luke Del Rio (Offensive Quality Control), Chad Englehart (Strength and Conditioning), Chris Harris (Defensive Backs), Pete Hoener (Tight Ends), Jim Hostler (Senior Offensive Assistant), Ben Jacobs (Assistant Special Teams), Randy Jordan (Running Backs), Jennifer King (Assistant Running Backs Coach), Kavan Latham (Asst. Strength & Conditioning), John Matsko (Offensive Line), Sam Mills III (Defensive Line), Brett Nenaber (Director of Athletic Performance), Vincent Rivera (Defensive Quality Control), Richard Rodgers (Assistant Defensive Backs), Steve Russ (Linebackers), Jake Sankal (Asst. Strength & Conditioning), Todd Storm (Offensive Quality Control), Drew Terrell (Wide Receivers), Brent Vieselmeyer (Assistant Defensive Backs/Nickel), Travelle Wharton (Assistant Offensive Line), Ken Zampese (Quarterbacks), Jeff Zgonina (Assistant Defensive Line).

2021 NUMERICAL ROSTER

2021 WASHINGTON FOOTBALL TEAM ROSTER (NUMERICAL)
as of September 6, 2021

NO.		FIRST	LAST	POS	HT	WT	D.O.B.	AGE	EXP.	COLLEGE	HS HOMETOWN	HOW ACQ.
1		DeAndre	Carter	WR	5-8	190	4/10/1993	28	4	Sacramento State	San Jose, Calif.	FA-'21
2		Dyami	Brown	WR	6-0	185	11/1/1999	21	R	North Carolina	Charlotte, N.C.	D3b-'21
3		Dustin	Hopkins	K	6-2	205	10/1/1990	30	8	Florida State	Houston, Texas	FA-'15
4		Taylor	Heinicke	QB	6-1	210	3/15/1993	28	7	Old Dominion	Atlanta, Ga.	FA-'20
5		Tress	Way	P	6-1	220	4/18/1990	31	8	Oklahoma	Tulsa, Okla.	W (CHI)-'14
8		Kyle	Allen	QB	6-3	210	3/8/1996	25	4	Houston	Scottsdale, Ariz.	T (CAR)-'20
10		Curtis	Samuel	WR	5-11	195	8/11/1996	25	5	Ohio State	Brooklyn, N.Y.	UFA (CIN)-'21
11		Cam	Sims	WR	6-5	220	1/6/1996	25	4	Alabama	Monroe, La.	CFA-'18
13		Adam	Humphries	WR	5-11	195	6/24/1993	28	7	Clemson	Spartanburg, S.C.	UFA (TEN)-'21
14		Ryan	Fitzpatrick	QB	6-2	228	11/24/1982	38	17	Harvard	Gilbert, Ariz	UFA (MIA)-'21
15		Dax	Milne	WR	6-1	190	6/23/1999	22	R	BYU	South Jordan, Utah	D7c-'21
17		Terry	McLaurin	WR	6-0	210	9/15/1995	25	3	Ohio State	Indianapolis, Ind.	D3-'19
20		Bobby	McCain	S	5-11	192	8/18/1993	28	7	Memphis	Sylacauga, Ala.	FA-'21
22		Deshazor	Everett	S	6-0	203	2/22/1992	29	7	Texas A&M	DeRidder, La.	FA-'15
23		William	Jackson III	CB	6-0	196	10/27/1992	28	5	Houston	Houston, Texas	UFA (CIN)-'21
24		Antonio	Gibson	RB	6-2	221	6/23/1998	23	2	Memphis	Stockbridge, Ga.	D3-'20
25	R	Benjamin	St-Juste	CB	6-3	200	9/8/1997	23	R	Minnesota	Montreal, Quebec	D3a-'21
26		Landon	Collins	S	6-0	218	1/10/1994	27	7	Alabama	New Orleans, La.	UFA (NYG)-'19
29		Kendall	Fuller	CB	5-11	198	2/13/1995	26	6	Virginia Tech	Baltimore, Md.	UFA (KC)-'20
30		Troy	Apke	CB	6-1	205	4/11/1995	26	4	Penn State	Pittsburgh, Pa.	D4-'18
31		Kamren	Curl	S	6-2	198	3/3/1999	22	2	Arkansas	San Diego, Calif	D7a-'20
32		Jaret	Patterson	RB	5-9	195	12/23/1999	21	R	Buffalo	Glendale, Md.	UDFA-'21
34		Darryl	Roberts	CB	6-0	182	11/26/1990	30	6	Marshall	Lakeland, Fla.	FA-'21
35		Torry	McTyer	CB	5-11	188	4/10/1995	26	5	UNLV	Los Angeles, Calif.	FA-'21
41		J.D.	McKissic	RB	5-10	195	8/15/1993	28	6	Arkansas State	Phenix City, Ala.	UFA (DET)-'20
47		Khaleke	Hudson	LB	6-0	220	12/6/1997	23	2	Michigan	McKeesport, Pa.	D5b-'20
51		David	Mayo	LB	6-2	240	8/18/1993	28	7	Texas State	Scappoose, Ore.	FA-'21
52		Jamin	Davis	LB	6-4	234	12/12/1998	22	R	Kentucky	Honolulu, Hawaii	D1-'20
53		Jon	Bostic	LB	6-1	245	5/5/1991	30	9	Florida	Wellington, Fla.	FA-'19
54		Camaron	Cheeseman	LS	6-4	230	4/26/1998	23	R	Michigan	New Albany, Ohio	D6-'21
55		Cole	Holcomb	LB	6-1	240	7/30/1996	25	3	North Carolina	New Smyrna Beach, Fla.	D5b-'19
58		Shaka	Toney	DE	6-3	231	1/7/1998	23	R	Penn State	Philadelphia, Pa.	D7b-'21
69		Tyler	Larsen	C	6-4	325	7/8/1991	30	7	Utah State	Salt Lake City, Utah	FA-'21
71		Wes	Schweitzer	G	6-4	300	9/11/1993	27	6	San Jose State	Scottsdale, Ariz.	UFA (ATL)-'20
72		Charles	Leno Jr.	T	6-3	307	10/9/1991	29	8	Boise State	Oakland, Calif	FA-'21
73		Chase	Roullier	C	6-4	312	8/23/1993	28	5	Wyoming	Burnsville, Minn.	D6a-'17
75		Brandon	Scherff	G	6-5	315	12/26/1991	29	7	Iowa	Denison, Iowa	D1-'15
76		Samuel	Cosmi	T	6-7	309	2/16/1999	22	R	Texas	Humble, Texas	D2-'21
77		Saahdiq	Charles	T	6-4	322	7/26/1999	22	2	LSU	New Orleans, La.	D4a-'20
78		Cornelius	Lucas	T	6-8	327	7/18/1991	30	8	Kansas State	New Orleans, La.	UFA (CHI)-'20
79		Ereck	Flowers Sr.	G	6-6	330	4/25/1994	27	7	Miami	Miami, Fla.	T (MIA)-'21
80		Sammis	Reyes	TE	6-7	240	10/19/1995	25	R	Tulane	Talcahauno, Chile	FA-'21
82		Logan	Thomas	TE	6-6	250	7/1/1991	30	8	Virginia Tech	Lynchburg, Va.	UFA (DET)-'20
83		Ricky	Seals-Jones	TE	6-5	243	3/15/1995	26	5	Texas A&M	Sealy, Texas	FA-'21
87		John	Bates	TE	6-6	256	11/6/1997	23	R	Boise State	Lebanon, Ore.	D4-'21
90		Montez	Sweat	DE	6-6	262	9/4/1996	25	3	Mississippi State	Stone Mountain, Ga.	D1b-'19
93		Jonathan	Allen	DT	6-3	300	1/16/1995	26	5	Alabama	Ashburn, Va.	D1-'17
94		Daron	Payne	DT	6-3	320	5/27/1997	24	4	Alabama	Irondale, Ala.	D1-'18
95		Casey	Toohill	DE	6-5	250	8/21/1996	25	2	Stanford	San Diego, Calif	W (PHI)-'20
96		James	Smith-Williams	DE	6-3	265	7/30/1997	24	2	North Carolina State	Raleigh, N.C.	D7b-'20
97		Tim	Settle	DT	6-3	308	7/11/1997	24	4	Virginia Tech	Manassas, Va.	D5-'18
98		Matt	Ioannidis	DT	6-3	310	1/11/1994	27	6	Temple	Flemington, N.J.	D5-'16
99		Chase	Young	DE	6-5	265	4/14/1999	22	2	Ohio State	Upper Marlboro, Md.	D1-'20
PRACTICE SQUAD												
6		Eddy	Pineiro	K	6-0	185	11/13/1995	25	4	Florida	North Miami Beach, Fla.	FA-'21
18		Antonio	Gandy-Golden	WR	6-4	223	4/11/1998	23	2	Liberty	Chicago, Ill.	D4b-'20
36		Danny	Johnson	CB	5-9	181	11/17/1995	25	4	Southern	Jackson, La.	CFA-'18
38		Jonathan	Williams	RB	6-0	217	2/2/1994	27	6	Arkansas	Dallas, Texas	FA-'21
39		Jeremy	Reaves	S	5-11	200	8/29/1996	25	4	South Alabama	Pensacola, Fla.	FA-'18
50		Jared	Norris	LB	6-1	238	7/19/1993	28	5	Utah	Bakersfield, Calif.	FA-'20
56		William	Bradley-King	DE	6-4	248	12/22/1997	23	R	Baylor	Kansas City, Mo.	D7a-'21
57		Bunmi	Rotimi	DE	6-4	260	7/16/1995	26	1	Old Dominion	Alexandria, Va.	FA-'21
59		Jordan	Kunaszyk	LB	6-3	235	10/15/1996	24	3	California	Sacramento, Calif.	FA-'20
60		Keith	Ismael	C	6-3	310	7/25/1998	23	2	San Diego State	Oakland, Calif	D5a-'20
61		Jon	Toth	C	6-5	308	2/11/1994	27	5	Kentucky	Indianapolis. Ind.	FA-'21
62		Gabe	Wright	DT	6-3	295	4/3/1992	29	7	Auburn	Columbis, Ga.	FA-'21
63		Beau	Benzschawel	G	6-6	300	9/10/1995	25	3	Wisconsin	Grafton, Wisc.	W (HOU)-'21
66		David	Steinmetz	T	6-8	321	3/1/1995	26	4	Purdue	Grafton, Mass.	FA-'20
67		Wes	Martin	G	6-3	315	5/9/1996	25	3	Indiana	West Milton, Ohio	D4b-'19
92		Daniel	Wise	DE	6-3	285	1/16/1996	25	4	Kansas	Carrollton, Texas	FA-'21
RESERVE/INJURED												
45	W	Dylan	Cantrell	TE	6-3	223	6/29/1994	27	4	Texas Tech	Whitehouse, Texas	FA-'20
48		Darrick	Forrest	S	6-0	200	5/22/1999	22	R	Cincinnati	Columbus, Ohio	D5-'21
57		Jalen	Jelks	DE	6-5	250	8/3/1996	25	3	Oregon	Phoenix, Ariz.	FA-'20

Key: UFA - unrestricted free agent | FA - free agent | RFA - restricted free agent | CFA - college free agent | T - trade | W - waivers | D - draft | SD - supplemental draft | PS - signed from practice squad

Head Coach: Ron Rivera

Assistant Coaches: Jack Del Rio (Defensive Coordinator), Nate Kaczor (Special Teams Coordinator), Scott Turner (Offensive Coordinator), Luke Del Rio (Offensive Quality Control), Chad Englehart (Strength and Conditioning), Chris Harris (Defensive Backs), Pete Hoener (Tight Ends), Jim Hostler (Senior Offensive Assistant), Ben Jacobs (Assistant Special Teams), Randy Jordan (Running Backs), Jennifer King (Assistant Running Backs Coach), Kavan Latham (Asst. Strength & Conditioning), John Matsko (Offensive Line), Sam Mills III (Defensive Line), Brett Nenaber (Director of Athletic Performance), Vincent Rivera (Defensive Quality Control), Richard Rodgers (Assistant Defensive Backs), Steve Russ (Linebackers), Jake Sankal (Asst. Strength & Conditioning), Todd Storm (Offensive Quality Control), Drew Terrell (Wide Receivers), Brent Vieselmeyer (Assistant Defensive Backs/Nickel), Travelle Wharton (Assistant Offensive Line), Ken Zampese (Quarterbacks), Jeff Zgonina (Assistant Defensive Line).

2021 POSITIONAL ROSTER

2021 WASHINGTON FOOTBALL TEAM ROSTER (POSITIONAL)
as of September 6, 2021

NO.	FIRST	LAST	POS	HT	WT	D.O.B.	AGE	EXP	COLLEGE	HS HOMETOWN	HOW ACQ.
						QUARTERBACKS (3)					
4	Taylor	Heinicke	QB	6-1	210	3/15/1993	28	7	Old Dominion	Atlanta, Ga.	FA-'20
8	Kyle	Allen	QB	6-3	210	3/8/1996	25	4	Houston	Scottsdale, Ariz.	T (CAR)-'20
14	Ryan	Fitzpatrick	QB	6-2	228	11/24/1982	38	17	Harvard	Gilbert, Ariz	UFA (MIA)-'21
						RUNNING BACKS (3)					
24	Antonio	Gibson	RB	6-2	221	6/23/1998	23	2	Memphis	Stockbridge, Ga.	D3-'20
32	Jaret	Patterson	RB	5-9	195	12/23/1999	21	R	Buffalo	Glendale, Md.	UDFA-'21
41	J.D.	McKissic	RB	5-10	195	8/15/1993	28	6	Arkansas State	Phenix City, Ala.	UFA (DET)-'20
						WIDE RECEIVERS (7)					
1	DeAndre	Carter	WR	5-8	190	4/10/1993	28	4	Sacramento State	San Jose, Calif.	FA-'21
2	Dyami	Brown	WR	6-0	185	11/1/1999	21	R	North Carolina	Charlotte, N.C.	D3b-'21
10	Curtis	Samuel	WR	5-11	195	8/11/1996	25	5	Ohio State	Brooklyn, N.Y.	UFA (CAR)-'21
11	Cam	Sims	WR	6-5	220	1/6/1996	25	4	Alabama	Monroe, La.	CFA-'18
13	Adam	Humphries	WR	5-11	195	6/24/1993	28	7	Clemson	Spartanburg, S.C.	UFA (TEN)-'21
15	Dax	Milne	WR	6-1	190	6/23/1999	22	R	BYU	South Jordan, Utah	D7c-'21
17	Terry	McLaurin	WR	6-0	210	9/15/1995	25	3	Ohio State	Indianapolis, Ind.	D3-'19
						TIGHT ENDS (4)					
80	Sammis	Reyes	TE	6-7	240	10/19/1995	25	R	Tulane	Talcahauno, Chile	FA-'21
82	Logan	Thomas	TE	6-6	250	7/1/1991	30	8	Virginia Tech	Lynchburg, Va.	UFA (DET)-'20
83	Ricky	Seals-Jones	TE	6-5	243	3/15/1995	26	5	Texas A&M	Sealy, Texas	FA-'21
87	John	Bates	TE	6-6	256	11/6/1997	23	R	Boise State	Lebanon, Ore.	D4-'21
						OFFENSIVE LINEMEN (9)					
69	Tyler	Larsen	C	6-4	325	7/8/1991	30	7	Utah State	Salt Lake City, Utah	FA-'21
71	Wes	Schweitzer	G	6-4	300	9/11/1993	27	6	San Jose State	Scottsdale, Ariz.	UFA (ATL)-'20
72	Charles	Leno Jr.	T	6-3	307	10/9/1991	29	8	Boise State	Oakland, Calif	FA-'21
73	Chase	Roullier	C	6-4	312	8/23/1993	28	5	Wyoming	Burnsville, Minn.	D6a-'17
75	Brandon	Scherff	G	6-5	315	12/26/1991	29	7	Iowa	Denison, Iowa	D1-'15
76	Samuel	Cosmi	T	6-7	309	2/16/1999	22	R	Texas	Humble, Texas	D2-'21
77	Saahdiq	Charles	T	6-4	322	7/26/1999	22	2	LSU	New Orleans, La.	D4a-'20
78	Cornelius	Lucas	T	6-8	327	7/18/1991	30	8	Kansas State	New Orleans, La.	UFA (CHI)-'20
79	Ereck	Flowers Sr.	G	6-6	330	4/25/1994	27	7	Miami	Miami, Fla.	T (MIA)-'21
						DEFENSIVE LINEMEN (9)					
58	Shaka	Toney	DE	6-3	231	1/7/1998	23	R	Penn State	Philadelphia, Pa.	D7b-'21
90	Montez	Sweat	DE	6-6	262	9/4/1996	25	3	Mississippi State	Stone Mountain, Ga.	D1b-'19
93	Jonathan	Allen	DT	6-3	300	1/16/1995	26	5	Alabama	Ashburn, Va.	D1-'17
94	Daron	Payne	DT	6-3	320	5/27/1997	24	4	Alabama	Irondale, Ala.	D1-'18
95	Casey	Toohill	DE	6-5	250	8/21/1996	25	2	Stanford	San Diego, Calif	W (PHI)-'20
96	James	Smith-Williams	DE	6-3	265	7/30/1997	24	2	North Carolina State	Raleigh, N.C.	D7b-'20
97	Tim	Settle	DT	6-3	308	7/11/1997	24	4	Virginia Tech	Manassas, Va.	D5-'18
98	Matt	Ioannidis	DT	6-3	310	1/11/1994	27	6	Temple	Flemington, N.J.	D5-'16
99	Chase	Young	DE	6-5	265	4/14/1999	22	2	Ohio State	Upper Marlboro, Md.	D1-'20
						LINEBACKERS (5)					
47	Khaleke	Hudson	LB	6-0	220	12/6/1997	23	2	Michigan	McKeesport, Pa.	D5b-'20
51	David	Mayo	LB	6-2	240	8/18/1993	28	7	Texas State	Scappoose, Ore.	FA-'21
52	Jamin	Davis	LB	6-4	234	12/12/1998	22	R	Kentucky	Honolulu, Hawaii	D1-'20
53	Jon	Bostic	LB	6-1	245	5/5/1991	30	9	Florida	Wellington, Fla.	FA-'19
55	Cole	Holcomb	LB	6-1	240	7/30/1996	25	3	North Carolina	New Smyrna Beach, Fla.	D5b-'19
						DEFENSIVE BACKS (10)					
20	Bobby	McCain	S	5-11	192	8/18/1993	28	7	Memphis	Sylacauga, Ala.	FA-'21
22	Deshazor	Everett	S	6-0	203	2/22/1992	29	7	Texas A&M	DeRidder, La.	FA-'15
23	William	Jackson III	CB	6-0	196	10/27/1992	28	5	Houston	Houston, Texas	UFA (CIN)-'21
25	Benjamin	St-Juste	CB	6-3	200	9/8/1997	23	R	Minnesota	Montreal, Quebec	D3a-'21
26	Landon	Collins	S	6-0	218	1/10/1994	27	7	Alabama	New Orleans, La.	UFA (NYG)-'19
29	Kendall	Fuller	CB	5-11	198	2/13/1995	26	6	Virginia Tech	Baltimore, Md.	UFA (KC)-'20
30	Troy	Apke	CB	6-1	205	4/11/1995	26	4	Penn State	Pittsburgh, Pa.	D4-'18
31	Kamren	Curl	S	6-2	198	3/31/1999	22	2	Arkansas	San Diego, Calif	D7a-'20
34	Darryl	Roberts	CB	6-0	182	11/26/1990	30	6	Marshall	Lakeland, Fla.	FA-'21
35	Torry	McTyer	CB	5-11	188	4/10/1995	26	5	UNLV	Los Angeles, Calif.	FA-'21
						SPECIALISTS (3)					
3	Dustin	Hopkins	K	6-2	205	10/1/1990	30	8	Florida State	Houston, Texas	FA-'15
5	Tress	Way	P	6-1	220	4/18/1990	31	8	Oklahoma	Tulsa, Okla.	W (CHI)-'14
54	Camaron	Cheeseman	LS	6-4	230	4/26/1998	23	R	Michigan	New Albany, Ohio	D6-'21

2021 DEPTH CHART

2021 WASHINGTON FOOTBALL TEAM UNOFFICIAL DEPTH CHART
as of September 6, 2021

OFFENSE

WR	17 Terry McLaurin	**2 Dyami Brown**		
LT	72 Charles Leno Jr.	78 Cornelius Lucas		
LG	79 Ereck Flowers Sr.	71 Wes Schweitzer		
C	73 Chase Roullier	69 Tyler Larsen		
RG	75 Brandon Scherff	77 Saahdiq Charles		
RT	**76 Sam Cosmi**	77 Saahdiq Charles		
TE	82 Logan Thomas	**87 John Bates**	**80 Sammis Reyes**	83 Ricky Seals-Jones
WR	13 Adam Humphries	1 DeAndre Carter	**15 Dax Milne**	
WR	10 Curtis Samuel	11 Cam Sims		
QB	14 Ryan Fitzpatrick	4 Taylor Heinicke	8 Kyle Allen	
RB	24 Antonio Gibson	41 J.D. McKissic	**32 Jaret Patterson**	

DEFENSE

DE	99 Chase Young	96 James Smith-Williams	
DT	94 Daron Payne	97 Tim Settle	
DT	93 Jonathan Allen	98 Matt Ioannidis	
DE	90 Montez Sweat	95 Casey Toohill	**58 Shaka Toney**
OLB	55 Cole Holcomb	51 David Mayo	
MLB	**52 Jamin Davis**	47 Khaleke Hudson	
OLB	53 Jon Bostic	51 David Mayo	
CB	29 Kendall Fuller	**25 Benjamin St-Juste**	34 Darryl Roberts
CB	23 William Jackson III	35 Torry McTyer	30 Troy Apke
SS	26 Landon Collins	22 Deshazor Everett	
FS	31 Kamren Curl	20 Bobby McCain	

SPECIAL TEAMS

P	5 Tress Way	
K	3 Dustin Hopkins	
H	5 Tress Way	
LS	**57 Camaron Cheeseman**	
KR	1 DeAndre Carter	**32 Jaret Patterson**
PR	1 DeAndre Carter	**15 Dax Milne**

Rookies Bolded and Underlined

(Injured players/players on Reserve not listed)

HOW THE TEAM WAS BUILT

HOW THE 2021 WASHINGTON FOOTBALL TEAM WAS BUILT
as of September 6, 2021

YEAR	DRAFT/CFA	FREE AGENT	TRADE	WAIVERS	PRACTICE SQUAD
	26	23	2	2	0
2010					
2011					
2014				P Tress Way (CHI)	
2015	G Brandon Scherff (1)	K Dustin Hopkins			
		S Deshazor Everett			
2016	DT Matt Ioannidis (5)				
2017	DT Jonathan Allen (1)				
	C Chase Roullier (6a)				
2018	DT Daron Payne (1)				
	S Troy Apke (4)				
	DT Tim Settle (5)				
	WR Cam Sims (CFA)				
2019	DE Montez Sweat (1b)	S Landon Collins (UFA - NYG)			
	WR Terry McLaurin (3)				
	LB Cole Holcomb (5b)				
2020	DE Chase Young (1)	LB Jon Bostic	QB Kyle Allen (CAR)	DE Casey Toohill (PHI)	
	RB Antonio Gibson (3)	CB Kendall Fuller (UFA - KC)			
	OL Saahdiq Charles (4)	QB Taylor Heinicke			
	LB Khaleke Hudson (5b)	T Cornelius Lucas (UFA - CHI)			
	S Kamren Curl (7a)	RB J.D. McKissic (UFA - DET)			
	DE James Smith-Williams (7b)	G Wes Schweitzer (UFA - ATL)			
		TE Logan Thomas (UFA - DET)			
2021	LB Jamin Davis (1)	WR DeAndre Carter (UFA - CHI)	G Ereck Flowers Sr. (MIA)		
	T Sam Cosmi (2)	QB Ryan Fitzpatrick (UFA - MIA)			
	CB Benjamin St-Juste (3a)	WR Adam Humphries (UFA - TEN)			
	WR Dyami Brown (3b)	CB William Jackson III (UFA - CIN)			
	TE John Bates (4)	C Tyler Larsen (UFA - CAR)			
	LS Camaron Cheeseman (6)	T Charles Leno Jr.			
	DE Shaka Toney (7a)	LB David Mayo			
	WR Dax Milne (7b)	S Bobby McCain			
	RB Jaret Patterson (CFA)	CB Torry McTyer			
		TE Sammis Reyes			
		CB Darryl Roberts (UFA - DET)			
		WR Curtis Samuel (UFA - CAR)			
		TE Ricky Seals-Jones (UFA - KC)			

PRONUNCIATION GUIDE

2021 WASHINGTON FOOTBALL TEAM PRONUNCIATION GUIDE

ACTIVE ROSTER	
Dyami Brown	(dee-AH-mee)
Saahdiq Charles	(SUH-deek)
Jamin Davis	(JAY-min)
Khaleke Hudson	(KUH-leak)
Terry McLaurin	(MICK-law-REN)
Dax Milne	(Miln)
Daron Payne	(du-RON)
Sammis Reyes	(SAM-is)
Chase Roullier	(Roo-lee-ay)
Brandon Scherff	(SCHER-eff)
Benjamin St. Juste	(st.-JUICE)

COACHING STAFF	
Pete Hoener	HAY-ner
Nate Kaczor	Kat-SIR
Kavan Latham	kuh-VON
Brett Nenaber	KNEE-neighbor
Ken Zampese	Zam-pea-zee
Jeff Zgonina	SKA-nina

TRANSACTIONS

2021 WASHINGTON FOOTBALL TEAM TRANSACTIONS
(FULL LIST)

NO.	DATE	POS	FIRST	LAST	NAME	FULL	TRANSACTION
1	January 11	LB	Shaun Dion	Hamilton	Shaun Dion Hamilton	Hamilton, Shaun Dion	Released
2	January 11	DT	David	Bada	David Bada	Bada, David	Signed Reserve/Future Contract
3	January 11	WR	Jeff	Badet	Jeff Badet	Badet, Jeff	Signed Reserve/Future Contract
4	January 11	DB	Jordan	Brown	Jordan Brown	Brown, Jordan	Signed Reserve/Future Contract
5	January 11	WR	Tony	Brown	Tony Brown	Brown, Tony	Signed Reserve/Future Contract
6	January 11	TE	Dylan	Cantrell	Dylan Cantrell	Cantrell, Dylan	Signed Reserve/Future Contract
7	January 11	WR	Trevor	Davis	Trevor Davis	Davis, Trevor	Signed Reserve/Future Contract
8	January 11	DE	Jalen	Jelks	Jalen Jelks	Jelks, Jalen	Signed Reserve/Future Contract
9	January 11	DT	Devaroe	Lawrence	Devaroe Lawrence	Lawrence, Devaroe	Signed Reserve/Future Contract
10	January 11	RB	Javon	Leake	Javon Leake	Leake, Javon	Signed Reserve/Future Contract
11	January 11	T	Rick	Leonard	Rick Leonard	Leonard, Rick	Signed Reserve/Future Contract
12	January 11	TE	Tyrone	Swoopes	Tyrone Swoopes	Swoopes, Tyrone	Signed Reserve/Future Contract
13	January 11	K	Kaare	Vedvik	Kaare Vedvik	Vedvik, Kaare	Signed Reserve/Future Contract
14	January 11	RB	Jonathan	Williams	Jonathan Williams	Williams , Jonathan	Signed Reserve/Future Contract
15	January 12	DB	DeMarkus	Acy	DeMarkus Acy	Acy, DeMarkus	Signed Reserve/Future Contract
16	January 12	DB	Torry	McTyer	Torry McTyer	McTyer, Torry	Signed Reserve/Future Contract
17	January 12	DE	Daniel	Wise	Daniel Wise	Wise, Daniel	Signed Reserve/Future Contract
18	January 13	LB	Justin	Phillips	Justin Phillips	Phillips, Justin	Signed Reserve/Future Contract
19	January 14	RB	Michael	Warren	Michael Warren	Warren, Michael	Signed Reserve/Future Contract
20	January 17	CB	Aaron	Colvin	Aaron Colvin	Colvin, Aaron	Contract Expired
21	January 17	WR	Dontrelle	Inman	Dontrelle Inman	Inman, Dontrelle	Contract Expired
22	January 17	T	Timon	Parris	Timon Parris	Parris, Timon	Contract Expired
23	January 28	K	Kaare	Vedvik	Kaare Vedvik	Vedvik, Kaare	Waived
24	February 10	QB	Taylor	Heinicke	Taylor Heinicke	Heinicke, Taylor	Signed as a Free Agent
25	March 3	LB	Thomas	Davis Sr.	Thomas Davis Sr.	Davis Sr., Thomas	Released
26	March 5	QB	Alex	Smith	Alex Smith	Smith, Alex	Released
27	March 9	G	Brandon	Scherff	Brandon Scherff	Scherff, Brandon	Franchise Tagged
28	March 17	K	Dustin	Hopkins	Dustin Hopkins	Hopkins, Dustin	Re-Signed
29	March 18	C	Tyler	Larsen	Tyler Larsen	Larsen, Tyler	Signed as a Free Agent
30	March 18	QB	Ryan	Fitzpatrick	Ryan Fitzpatrick	Fitzpatrick, Ryan	Signed as a Free Agent
31	March 18	LB	David	Mayo	David Mayo	Mayo, David	Signed as a Free Agent
32	March 18	WR	Curtis	Samuel	Curtis Samuel	Samuel, Curtis	Signed as a Free Agent
33	March 19	CB	William	Jackson III	William Jackson III	Jackson III, William	Signed as a Free Agent
34	March 23	CB	Danny	Johnson	Danny Johnson	Johnson, Danny	Re-Signed
35	March 23	LB	Jared	Norris	Jared Norris	Norris, Jared	Re-Signed
36	March 25	WR	Adam	Humphries	Adam Humphries	Humphries, Adam	Signed as a Free Agent
37	March 26	CB	Darryl	Roberts	Darryl Roberts	Roberts, Darryl	Signed as a Free Agent
38	March 29	T	David	Sharpe	David Sharpe	Sharpe, David	Signed as a Free Agent
39	March 29	RB	Lamar	Miller	Lamar Miller	Miller, Lamar	Signed as a Free Agent
40	April 1	WR	DeAndre	Carter	DeAndre Carter	Carter, DeAndre	Signed as a Free Agent
41	April 9	WR	Emanuel	Hall	Emanuel Hall	Hall, Emanuel	Released
42	April 9	TE	Thaddeus	Moss	Thaddeus Moss	Moss, Thaddeus	Released
43	April 9	DT	Caleb	Brantley	Caleb Brantley	Brantley, Caleb	Released
44	April 9	RB	Javon	Leake	Javon Leake	Leake, Javon	Released
45	April 9	RB	Michael	Warren	Michael Warren	Warren, Michael	Released
46	April 12	TE	Sammis	Reyes	Sammis Reyes	Reyes, Sammis	Signed as a Free Agent
47	April 13	OL	Beau	Benzschawel	Beau Benzschawel	Benzschawel, Beau	Signed as a Free Agent
48	April 16	CB	DeMarkus	Acy	DeMarkus Acy	Acy, DeMarkus	Released
49	April 19	RB	Bryce	Love	Bryce Love	Love, Bryce	Released
50	April 28	LB	Jamin	Davis	Jamin Davis	Davis, Jamin	Draft Selection (Round 1, No. 19 overall)
51	April 29	T	Samuel	Cosmi	Samuel Cosmi	Cosmi, Samuel	Draft Selection (Round 2, No. 51 overall)
52	April 29	DB	Benjamin	St-Juste	Benjamin St-Juste	St-Juste, Benjamin	Draft Selection (Round 3, No. 74 overall)
53	April 29	WR	Dyami	Brown	Dyami Brown	Brown, Dyami	Draft Selection (Round 3, No. 82 overall)
54	May 1	TE	John	Bates	John Bates	Bates, John	Draft Selection (Round 4, No. 124 overall)
55	May 1	S	Darrick	Forrest	Darrick Forrest	Forrest, Darrick	Draft Selection (Round 5, No. 163 overall)
56	May 1	LS	Camaron	Cheeseman	Camaron Cheeseman	Cheeseman, Camaron	Draft Selection (Round 6, No. 225 overall)
57	May 1	DE	William	Bradley-King	William Bradley-King	Bradley-King, William	Draft Selection (Round 7, No. 240 overall)
58	May 1	DE	Shaka	Toney	Shaka Toney	Toney, Shaka	Draft Selection (Round 7, No. 246 overall)
59	May 1	WR	Dax	Milne	Dax Milne	Milne, Dax	Draft Selection (Round 7, No. 258 overall)
60	May 3	RB	Jaret	Patterson	Jaret Patterson	Patterson, Jaret	Signed as a College Free Agent
61	May 3	WR	Jeff	Badet	Jeff Badet	Badet, Jeff	Released
62	May 3	WR	Trevor	Davis	Trevor Davis	Davis, Trevor	Released
63	May 4	G	Ereck	Flowers Sr.	Ereck Flowers Sr.	Flowers Sr., Ereck	Acquired via trade with Miami
64	May 5	CB	Linden	Stephens	Linden Stephens	Stephens, Linden	Signed as a Free Agent
65	May 5	TE	Deon	Yelder	Deon Yelder	Yelder, Deon	Signed as a Free Agent
66	May 10	TE	Marcus	Baugh	Marcus Baugh	Baugh, Marcus	Released
67	May 16	T	Charles	Leno Jr.	Charles Leno Jr.	Leno Jr. , Charles	Signed as a Free Agent
68	May 17	S	Bobby	McCain	Bobby McCain	McCain, Bobby	Signed as a Free Agent
69	May 18	CB	Chris	Miller	Chris Miller	Miller, Chris	Claimed off Waivers from Arizona
70	May 19	LB	Josh	Harvey-Clemons	Josh Harvey-Clemons	Harvey-Clemons, Josh	Released
71	May 19	LB	Joe	Walker	Joe Walker	Walker, Joe	Signed as a Free Agent
72	May 20	T	Geron	Christian Sr.	Geron Christian Sr.	Christian Sr., Geron	Released
73	May 20	T	Morgan	Moses	Morgan Moses	Moses, Morgan	Released
74	May 25	TE	Ricky	Seals-Jones	Ricky Seals-Jones	Seals-Jones, Ricky	Signed as a Free Agent
75	June 4	TE	Dylan	Cantrell	Dylan Cantrell	Cantrell, Dylan	Waived/Injured
76	June 8	DT	Gabe	Wright	Gabe Wright	Wright, Gabe	Signed as a Free Agent
77	June 8	G/C	Najee	Toran	Najee Toran	Toran, Najee	Signed as a Free Agent
78	July 27	T	Cornelius	Lucas	Cornelius Lucas	Lucas, Cornelius	Placed on the Reserve/COVID-19 List
79	July 27	WR	Curtis	Samuel	Curtis Samuel	Samuel, Curtis	Placed on the Active/Physically Unable to Perform List
80	July 27	CB	Greg	Stroman	Greg Stroman	Stroman, Greg	Placed on the Active/Physically Unable to Perform List
81	July 27	DT	Devaroe	Lawrence	Devaroe Lawrence	Lawrence, Devaroe	Placed on the Active/Non-Football Injury List
82	July 27	DT	Tim	Settle	Tim Settle	Settle, Tim	Placed on the Active/Non-Football Illness List
83	July 27	S	Deshazor	Everett	Deshazor Everett	Everett, Deshazor	Placed on the Active/Non-Football Illness List
84	July 27	TE	Tyrone	Swoopes	Tyrone Swoopes	Swoopes, Tyrone	Placed on the Reserve/Did Not Report List
85	July 27	G	Najee	Toran	Najee Toran	Toran, Najee	Placed on the Reserve/Did Not Report List
86	July 27	DE	Jalen	Jelks	Jalen Jelks	Jelks, Jalen	Waived/Injured
87	July 27	TE	Deon	Yelder	Deon Yelder	Yelder, Deon	Waived
88	July 27	DT	Jonathan	Allen	Jonathan Allen	Allen, Jonathan	Signed to a Contract Extension
89	July 27	TE	Logan	Thomas	Logan Thomas	Thomas , Logan	Signed to a Contract Extension

TRANSACTIONS

2021 WASHINGTON FOOTBALL TEAM TRANSACTIONS
(FULL LIST)

90	July 28	DE	Bunmi	Rotimi	Bunmi Rotimi	Rotimi, Bunmi	Signed as a Free Agent
91	July 29	TE	Nick	Guggemos	Nick Guggemos	Guggemos, Nick	Signed as a Free Agent
92	July 29	DE	Justus	Reed	Justus Reed	Reed, Justus	Signed as a Free Agent
93	July 29	DT	Tim	Settle	Tim Settle	Settle, Tim	Passed Physically and Returned to Active Roster
94	July 29	DT	Matt	Ioannidis	Matt Ioannidis	Ioannidis, Matt	Placed on the Reserve/COVID-19 List
95	July 29	CB	Chris	Miller	Chris Miller	Miller, Chris	Placed on the Reserve/COVID-19 List
96	July 29	WR	Curtis	Samuel	Curtis Samuel	Samuel, Curtis	Placed on the Reserve/COVID-19 List
97	July 30	DT	Devaroe	Lawrence	Devaroe Lawrence	Lawrence, Devaroe	Actived from the Non-Football Injury List
98	July 31	G	Brandon	Scherff	Brandon Scherff	Scherff, Brandon	Placed on the Reserve/COVID-19 List
99	July 31	T	David	Sharpe	David Sharpe	Sharpe, David	Placed on the Reserve/COVID-19 List
100	July 31	G	Ross	Reynolds	Ross Reynolds	Reynolds, Ross	Claimed off Waivers from Miami
101	August 1	DT	Daron	Payne	Daron Payne	Payne, Daron	Placed on the Reserve/COVID-19 List
102	August 2	G	Ross	Reynolds	Ross Reynolds	Reynolds, Ross	Waived
103	August 3	T	Cornelius	Lucas	Cornelius Lucas	Lucas, Cornelius	Activated from the Reserve/COVID-19 List
104	August 3	S	Deshazor	Everett	Deshazor Everett	Everett, Deshazor	Actived from the Non-Football Illness List
105	August 3	DT	Matt	Ioannidis	Matt Ioannidis	Ioannidis, Matt	Actived from the Reserve/COVID-19 List
106	August 3	CB	Chris	Miller	Chris Miller	Miller, Chris	Activated from the Reserve/COVID-19 List
107	August 5	DT	Daron	Payne	Daron Payne	Payne, Daron	Activated from the Reserve/COVID-19 List
108	August 5	G	Brandon	Scherff	Brandon Scherff	Scherff, Brandon	Activated from the Reserve/COVID-19 List
109	August 7	T	Cole	Boozer	Cole Boozer	Boozer, Cole	Signed as a Free Agent
110	August 8	T	Cole	Boozer	Cole Boozer	Boozer, Cole	Waived
111	August 9	C	Jon	Toth	Jon Toth	Toth, Jon	Signed as a Free Agent
112	August 9	WR	Curtis	Samuel	Curtis Samuel	Samuel, Curtis	Removed from Reserve/COVID-19 List
113	August 9	WR	Curtis	Samuel	Curtis Samuel	Samuel, Curtis	Placed on the Reserve/Physically Unable to Perform List
114	August 15	WR	Curtis	Samuel	Curtis Samuel	Samuel, Curtis	Activated from Reserve/Physically Unable to Perform List
115	August 15	WR	Kelvin	Harmon	Kelvin Harmon	Harmon, Kelvin	Released
116	August 15	CB	Chris	Miller	Chris Miller	Miller, Chris	Released
117	August 15	RB	Lamar	Miller	Lamar Miller	Miller, Lamar	Released
118	August 15	TE	Caleb	Wilson	Caleb Wilson	Wilson, Caleb	Claimed off Waivers from Philadelphia
119	August 17	CB	Greg	Stroman	Greg Stroman	Stroman, Greg	Released
120	August 17	TE	Nick	Guggemos	Nick Guggemos	Guggemos, Nick	Released
121	August 23	T	David	Sharpe	David Sharpe	Sharpe, David	Activated off the Reserve/COVID-19 List
122	August 23	WR	Steven	Sims Jr.	Steven Sims Jr.	Sims Jr., Steven	Released
123	August 24	CB	Jordan	Brown	Jordan Brown	Brown, Jordan	Released
124	August 24	T	Rick	Leonard	Rick Leonard	Leonard, Rick	Released
125	August 24	LB	Justin	Phillips	Justin Phillips	Phillips, Justin	Released
126	August 24	DT	Justus	Reed	Justus Reed	Reed, Justus	Released
127	August 24	C	Jon	Toth	Jon Toth	Toth, Jon	Released
128	August 30	WR	Tony	Brown	Tony Brown	Brown, Tony	Released
129	August 30	DT	Devaroe	Lawrence	Devaroe Lawrence	Lawrence, Devaroe	Released
130	August 30	S	Cole	Luke	Cole Luke	Luke, Cole	Released
131	August 30	QB	Steven	Montez	Steven Montez	Montez, Steven	Released
132	August 30	CB	Linden	Stephens	Linden Stephens	Stephens, Linden	Released
133	August 30	C	Jon	Toth	Jon Toth	Toth, Jon	Released
134	August 30	LB	Joe	Walker	Joe Walker	Walker, Joe	Released
135	August 30	RB	Jonathan	Williams	Jonathan Williams	Williams , Jonathan	Released
136	August 30	TE	Caleb	Wilson	Caleb Wilson	Wilson, Caleb	Released
137	August 30	WR	Isaiah	Wright	Isaiah Wright	Wright, Isaiah	Released
138	August 31	DT	David	Bada	David Bada	Bada, David	Released
139	August 31	RB	Peyton	Barber	Peyton Barber	Barber, Peyton	Released
140	August 31	G	Beau	Benzschawel	Beau Benzschawel	Benzschawel, Beau	Released
141	August 31	DE	William	Bradley-King	William Bradley-King	Bradley-King, William	Released
142	August 31	WR	Antonio	Gandy-Golden	Antonio Gandy-Golden	Gandy-Golden, Antonio	Released
143	August 31	C	Keith	Ismael	Keith Ismael	Ismael, Keith	Released
144	August 31	CB	Danny	Johnson	Danny Johnson	Johnson, Danny	Released
145	August 31	LB	Jordan	Kunaszyk	Jordan Kunaszyk	Kunaszyk, Jordan	Released
146	August 31	G	Wes	Martin	Wes Martin	Martin, Wes	Released
147	August 31	CB	Jimmy	Moreland	Jimmy Moreland	Moreland, Jimmy	Released
148	August 31	LB	Jared	Norris	Jared Norris	Norris, Jared	Released
149	August 31	S	Jeremy	Reaves	Jeremy Reaves	Reaves, Jeremy	Released
150	August 31	DE	Bunmi	Rotimi	Bunmi Rotimi	Rotimi, Bunmi	Released
151	August 31	T	David	Sharpe	David Sharpe	Sharpe, David	Released
152	August 31	T	David	Steinmetz	David Steinmetz	Steinmetz, David	Released
153	August 31	DT	Gabe	Wright	Gabe Wright	Wright, Gabe	Released
154	August 31	LB	David	Mayo	David Mayo	Mayo, David	Released
155	September 1	RB	Peyton	Barber	Peyton Barber	Barber, Peyton	Signed to the Practice Squad
156	September 1	OL	Beau	Benzschawel	Beau Benzschawel	Benzschawel, Beau	Signed to the Practice Squad
157	September 1	DE	William	Bradley-King	William Bradley-King	Bradley-King, William	Signed to the Practice Squad
158	September 1	WR	Antonio	Gandy-Golden	Antonio Gandy-Golden	Gandy-Golden, Antonio	Signed to the Practice Squad
159	September 1	C	Keith	Ismael	Keith Ismael	Ismael, Keith	Signed to the Practice Squad
160	September 1	CB	Danny	Johnson	Danny Johnson	Johnson, Danny	Signed to the Practice Squad
161	September 1	LB	Jordan	Kunaszyk	Jordan Kunaszyk	Kunaszyk, Jordan	Signed to the Practice Squad
162	September 1	G	Wes	Martin	Wes Martin	Martin, Wes	Signed to the Practice Squad
163	September 1	LB	Jared	Norris	Jared Norris	Norris, Jared	Signed to the Practice Squad
164	September 1	S	Jeremy	Reaves	Jeremy Reaves	Reaves, Jeremy	Signed to the Practice Squad
165	September 1	DE	Bunmi	Rotimi	Bunmi Rotimi	Rotimi, Bunmi	Signed to the Practice Squad
166	September 1	T	David	Steinmetz	David Steinmetz	Steinmetz, David	Signed to the Practice Squad
167	September 1	C	Jon	Toth	Jon Toth	Toth, Jon	Signed to the Practice Squad
168	September 1	DT	Daniel	Wise	Daniel Wise	Wise, Daniel	Signed to the Practice Squad
169	September 1	DT	Gabe	Wright	Gabe Wright	Wright , Gabe	Signed to the Practice Squad
170	September 1	LB	David	Mayo	David Mayo	Mayo, David	Signed as a Free Agent
171	September 1	S	Darrick	Forrest	Darrick Forrest	Forrest, Darrick	Placed on Reserve/Injured List
172	September 2	RB	Peyton	Barber	Peyton Barber	Barber, Peyton	Claimed by the Las Vegas Raiders
173	September 3	K	Eddy	Pineiro	Eddy Pineiro	Pineiro, Eddy	Signed to the Practice Squad
174	September 6	RB	Jonathan	Williams	Jonathan Williams	Williams , Jonathan	Signed to the Practice Squad

TRANSACTIONS BY NAME

2021 WASHINGTON FOOTBALL TEAM TRANSACTIONS
(BY NAME)

No.	FULL	POS	TRANSACTION	DATE
15	Acy, DeMarkus	DB	Signed Reserve/Future Contract	January 12
48	Acy, DeMarkus	CB	Released	April 16
88	Allen, Jonathan	DT	Signed to a Contract Extension	July 27
2	Bada, David	DT	Signed Reserve/Future Contract	January 11
138	Bada, David	DT	Released	August 31
3	Badet, Jeff	WR	Signed Reserve/Future Contract	January 11
61	Badet, Jeff	WR	Released	May 3
139	Barber, Peyton	RB	Released	August 31
155	Barber, Peyton	RB	Signed to the Practice Squad	September 1
172	Barber, Peyton	RB	Claimed by the Las Vegas Raiders	September 2
54	Bates, John	TE	Draft Selection (Round 4, No. 124 overall)	May 1
66	Baugh, Marcus	TE	Released	May 10
47	Benzschawel, Beau	OL	Signed as a Free Agent	April 13
140	Benzschawel, Beau	G	Released	August 31
156	Benzschawel, Beau	OL	Signed to the Practice Squad	September 1
109	Boozer, Cole	T	Signed as a Free Agent	August 7
110	Boozer, Cole	T	Waived	August 8
57	Bradley-King, William	DE	Draft Selection (Round 7, No. 240 overall)	May 1
141	Bradley-King, William	DE	Released	August 31
157	Bradley-King, William	DE	Signed to the Practice Squad	September 1
43	Brantley, Caleb	DT	Released	April 9
53	Brown, Dyami	WR	Draft Selection (Round 3, No. 82 overall)	April 29
4	Brown, Jordan	DB	Signed Reserve/Future Contract	January 11
123	Brown, Jordan	CB	Released	August 24
5	Brown, Tony	WR	Signed Reserve/Future Contract	January 11
128	Brown, Tony	WR	Released	August 30
6	Cantrell, Dylan	TE	Signed Reserve/Future Contract	January 11
75	Cantrell, Dylan	TE	Waived/Injured	June 4
40	Carter, DeAndre	WR	Signed as a Free Agent	April 1
56	Cheeseman, Camaron	LS	Draft Selection (Round 6, No. 225 overall)	May 1
72	Christian Sr., Geron	T	Released	May 20
20	Colvin, Aaron	CB	Contract Expired	January 17
51	Cosmi, Samuel	T	Draft Selection (Round 2, No. 51 overall)	April 29
50	Davis, Jamin	LB	Draft Selection (Round 1, No. 19 overall)	April 28
7	Davis, Trevor	WR	Signed Reserve/Future Contract	January 11
62	Davis, Trevor	WR	Released	May 3
25	Davis Sr., Thomas	LB	Released	March 3
83	Everett, Deshazor	S	Placed on the Active/Non-Football Illness List	July 27
104	Everett, Deshazor	S	Actived from the Non-Football Illness List	August 3
30	Fitzpatrick, Ryan	QB	Signed as a Free Agent	March 18
63	Flowers Sr., Ereck	G	Acquired via trade with Miami	May 4
55	Forrest, Darrick	S	Draft Selection (Round 5, No. 163 overall)	May 1
171	Forrest, Darrick	S	Placed on Reserve/Injured List	September 1
142	Gandy-Golden, Antonio	WR	Released	August 31
158	Gandy-Golden, Antonio	WR	Signed to the Practice Squad	September 1
91	Guggemos, Nick	TE	Signed as a Free Agent	July 29
120	Guggemos, Nick	TE	Released	August 17
41	Hall, Emanuel	WR	Released	April 9
1	Hamilton, Shaun Dion	LB	Released	January 11
115	Harmon, Kelvin	WR	Released	August 15
70	Harvey-Clemons, Josh	LB	Released	May 19
24	Heinicke, Taylor	QB	Signed as a Free Agent	February 10
28	Hopkins, Dustin	K	Re-Signed	March 17
36	Humphries, Adam	WR	Signed as a Free Agent	March 25
21	Inman, Dontrelle	WR	Contract Expired	January 17
94	Ioannidis, Matt	DT	Placed on the Reserve/COVID-19 List	July 29
105	Ioannidis, Matt	DT	Actived from the Reserve/COVID-19 List	August 3
143	Ismael, Keith	C	Released	August 31
159	Ismael, Keith	C	Signed to the Practice Squad	September 1
33	Jackson III, William	CB	Signed as a Free Agent	March 19
8	Jelks, Jalen	DE	Signed Reserve/Future Contract	January 11
86	Jelks, Jalen	DE	Waived/Injured	July 27
34	Johnson, Danny	CB	Re-Signed	March 23
144	Johnson, Danny	CB	Released	August 31
160	Johnson, Danny	CB	Signed to the Practice Squad	September 1
145	Kunaszyk, Jordan	LB	Released	August 31
161	Kunaszyk, Jordan	LB	Signed to the Practice Squad	September 1
29	Larsen, Tyler	C	Signed as a Free Agent	March 18
9	Lawrence, Devaroe	DT	Signed Reserve/Future Contract	January 11
81	Lawrence, Devaroe	DT	Placed on the Active/Non-Football Injury List	July 27
97	Lawrence, Devaroe	DT	Actived from the Non-Football Injury List	July 30
129	Lawrence, Devaroe	DT	Released	August 30
10	Leake, Javon	RB	Signed Reserve/Future Contract	January 11
44	Leake, Javon	RB	Released	April 9
67	Leno Jr. , Charles	T	Signed as a Free Agent	May 16
11	Leonard, Rick	T	Signed Reserve/Future Contract	January 11
124	Leonard, Rick	T	Released	August 24
49	Love, Bryce	RB	Released	April 19
78	Lucas, Cornelius	T	Placed on the Reserve/COVID-19 List	July 27
103	Lucas, Cornelius	T	Activated from the Reserve/COVID-19 List	August 3
130	Luke, Cole	S	Released	August 30
146	Martin, Wes	G	Released	August 31
162	Martin, Wes	G	Signed to the Practice Squad	September 1
31	Mayo, David	LB	Signed as a Free Agent	March 18
154	Mayo, David	LB	Released	August 31
170	Mayo, David	LB	Signed as a Free Agent	September 1
68	McCain, Bobby	S	Signed as a Free Agent	May 17

TRANSACTIONS BY NAME

2021 WASHINGTON FOOTBALL TEAM TRANSACTIONS
(BY NAME)

No.	FULL	POS	TRANSACTION	DATE
16	McTyer, Torry	DB	Signed Reserve/Future Contract	January 12
39	Miller, Lamar	RB	Signed as a Free Agent	March 29
117	Miller, Lamar	RB	Released	August 15
69	Miller, Chris	CB	Claimed off Waivers from Arizona	May 18
95	Miller, Chris	CB	Placed on the Reserve/COVID-19 List	July 29
106	Miller, Chris	CB	Activated from the Reserve/COVID-19 List	August 3
116	Miller, Chris	CB	Released	August 15
59	Milne, Dax	WR	Draft Selection (Round 7, No. 258 overall)	May 1
131	Montez, Steven	QB	Released	August 30
147	Moreland, Jimmy	CB	Released	August 31
73	Moses, Morgan	T	Released	May 20
42	Moss, Thaddeus	TE	Released	April 9
35	Norris, Jared	LB	Re-Signed	March 23
148	Norris, Jared	LB	Released	August 31
163	Norris, Jared	LB	Signed to the Practice Squad	September 1
22	Parris, Timon	T	Contract Expired	January 17
60	Patterson, Jaret	RB	Signed as a College Free Agent	May 3
101	Payne, Daron	DT	Placed on the Reserve/COVID-19 List	August 1
107	Payne, Daron	DT	Activated from the Reserve/COVID-19 List	August 5
18	Phillips, Justin	LB	Signed Reserve/Future Contract	January 13
125	Phillips, Justin	LB	Released	August 24
173	Pineiro, Eddy	K	Signed to the Practice Squad	September 3
149	Reaves, Jeremy	S	Released	August 31
164	Reaves, Jeremy	S	Signed to the Practice Squad	September 1
92	Reed, Justus	DE	Signed as a Free Agent	July 29
126	Reed, Justus	DT	Released	August 24
46	Reyes, Sammis	TE	Signed as a Free Agent	April 12
100	Reynolds, Ross	G	Claimed off Waivers from Miami	July 31
102	Reynolds, Ross	G	Waived	August 2
37	Roberts, Darryl	CB	Signed as a Free Agent	March 26
90	Rotimi, Bunmi	DE	Signed as a Free Agent	July 28
150	Rotimi, Bunmi	DE	Released	August 31
165	Rotimi, Bunmi	DE	Signed to the Practice Squad	September 1
32	Samuel, Curtis	WR	Signed as a Free Agent	March 18
79	Samuel, Curtis	WR	Placed on the Active/Physically Unable to Perform List	July 27
96	Samuel, Curtis	WR	Placed on the Reserve/COVID-19 List	July 29
112	Samuel, Curtis	WR	Removed from Reserve/COVID-19 List	August 9
113	Samuel, Curtis	WR	Placed on the Reserve/Physically Unable to Perform List	August 9
114	Samuel, Curtis	WR	Activated from Reserve/Physically Unable to Perform List	August 15
27	Scherff, Brandon	G	Franchise Tagged	March 9
98	Scherff, Brandon	G	Placed on the Reserve/COVID-19 List	July 31
108	Scherff, Brandon	G	Activated from the Reserve/COVID-19 List	August 5
74	Seals-Jones, Ricky	TE	Signed as a Free Agent	May 25
82	Settle, Tim	DT	Placed on the Active/Non-Football Illness List	July 27
93	Settle, Tim	DT	Passed Physically and Returned to Active Roster	July 29
122	Sims Jr., Steven	WR	Released	August 23
26	Smith, Alex	QB	Released	March 5
38	Sharpe, David	T	Signed as a Free Agent	March 29
99	Sharpe, David	T	Placed on the Reserve/COVID-19 List	July 31
121	Sharpe, David	T	Activated off the Reserve/COVID-19 List	August 23
151	Sharpe, David	T	Released	August 31
52	St-Juste, Benjamin	DB	Draft Selection (Round 3, No. 74 overall)	April 29
152	Steinmetz, David	T	Released	August 31
166	Steinmetz, David	T	Signed to the Practice Squad	September 1
64	Stephens, Linden	CB	Signed as a Free Agent	May 5
132	Stephens, Linden	CB	Released	August 30
80	Stroman, Greg	CB	Placed on the Active/Physically Unable to Perform List	July 27
119	Stroman, Greg	CB	Released	August 17
12	Swoopes, Tyrone	TE	Signed Reserve/Future Contract	January 11
84	Swoopes, Tyrone	TE	Placed on the Reserve/Did Not Report List	July 27
89	Thomas , Logan	TE	Signed to a Contract Extension	July 27
58	Toney, Shaka	DE	Draft Selection (Round 7, No. 246 overall)	May 1
77	Toran, Najee	G/C	Signed as a Free Agent	June 8
85	Toran, Najee	G	Placed on the Reserve/Did Not Report List	July 27
111	Toth, Jon	C	Signed as a Free Agent	August 9
127	Toth, Jon	C	Released	August 24
133	Toth, Jon	C	Released	August 30
167	Toth, Jon	C	Signed to the Practice Squad	September 1
13	Vedvik, Kaare	K	Signed Reserve/Future Contract	January 11
23	Vedvik, Kaare	K	Waived	January 28
71	Walker, Joe	LB	Signed as a Free Agent	May 19
134	Walker, Joe	LB	Released	August 30
19	Warren, Michael	RB	Signed Reserve/Future Contract	January 14
45	Warren, Michael	RB	Released	April 9
14	Williams , Jonathan	RB	Signed Reserve/Future Contract	January 11
135	Williams , Jonathan	RB	Released	August 30
174	Williams , Jonathan	RB	Signed to the Practice Squad	September 6
118	Wilson, Caleb	TE	Claimed off Waivers from Philadelphia	August 15
136	Wilson, Caleb	TE	Released	August 30
17	Wise, Daniel	DE	Signed Reserve/Future Contract	January 12
168	Wise, Daniel	DT	Signed to the Practice Squad	September 1
76	Wright, Gabe	DT	Signed as a Free Agent	June 8
153	Wright, Gabe	DT	Released	August 31
169	Wright , Gabe	DT	Signed to the Practice Squad	September 1
137	Wright, Isaiah	WR	Released	August 30
65	Yelder, Deon	TE	Signed as a Free Agent	May 5
87	Yelder, Deon	TE	Waived	July 27

TRANSACTIONS BY POSITION

2021 WASHINGTON FOOTBALL TEAM TRANSACTIONS (BY POSITION)

No.	FULL	POS	TRANSACTION	DATE
			QUARTERBACKS	
24	Taylor Heinicke	QB	Signed as a Free Agent	February 10
26	Alex Smith	QB	Released	March 5
30	Ryan Fitzpatrick	QB	Signed as a Free Agent	March 18
131	Steven Montez	QB	Released	August 30
			RUNNING BACKS/FULLBACKS	
10	Javon Leake	RB	Signed Reserve/Future Contract	January 11
14	Jonathan Williams	RB	Signed Reserve/Future Contract	January 11
19	Michael Warren	RB	Signed Reserve/Future Contract	January 14
39	Lamar Miller	RB	Signed as a Free Agent	March 29
44	Javon Leake	RB	Released	April 9
45	Michael Warren	RB	Released	April 9
49	Bryce Love	RB	Released	April 19
60	Jaret Patterson	RB	Signed as a College Free Agent	May 3
117	Lamar Miller	RB	Released	August 15
135	Jonathan Williams	RB	Released	August 30
139	Peyton Barber	RB	Released	August 31
155	Peyton Barber	RB	Signed to the Practice Squad	September 1
172	Peyton Barber	RB	Claimed by the Las Vegas Raiders	September 2
174	Jonathan Williams	RB	Signed to the Practice Squad	September 6
			WIDE RECEIVERS	
3	Jeff Badet	WR	Signed Reserve/Future Contract	January 11
5	Tony Brown	WR	Signed Reserve/Future Contract	January 11
7	Trevor Davis	WR	Signed Reserve/Future Contract	January 11
21	Dontrelle Inman	WR	Contract Expired	January 17
32	Curtis Samuel	WR	Signed as a Free Agent	March 18
36	Adam Humphries	WR	Signed as a Free Agent	March 25
40	DeAndre Carter	WR	Signed as a Free Agent	April 1
41	Emanuel Hall	WR	Released	April 9
53	Dyami Brown	WR	Draft Selection (Round 3, No. 82 overall)	April 29
59	Dax Milne	WR	Draft Selection (Round 7, No. 258 overall)	May 1
61	Jeff Badet	WR	Released	May 3
62	Trevor Davis	WR	Released	May 3
79	Curtis Samuel	WR	Placed on the Active/Physically Unable to Perform List	July 27
96	Curtis Samuel	WR	Placed on the Reserve/COVID-19 List	July 29
112	Curtis Samuel	WR	Removed from Reserve/COVID-19 List	August 9
113	Curtis Samuel	WR	Placed on the Reserve/Physically Unable to Perform List	August 9
114	Curtis Samuel	WR	Activated from Reserve/Physically Unable to Perform List	August 15
115	Kelvin Harmon	WR	Released	August 15
122	Steven Sims Jr.	WR	Released	August 23
128	Tony Brown	WR	Released	August 30
137	Isaiah Wright	WR	Released	August 30
142	Antonio Gandy-Golden	WR	Released	August 31
158	Antonio Gandy-Golden	WR	Signed to the Practice Squad	September 1
			TIGHT ENDS	
6	Dylan Cantrell	TE	Signed Reserve/Future Contract	January 11
12	Tyrone Swoopes	TE	Signed Reserve/Future Contract	January 11
42	Thaddeus Moss	TE	Released	April 9
54	John Bates	TE	Draft Selection (Round 4, No. 124 overall)	May 1
65	Deon Yelder	TE	Signed as a Free Agent	May 5
66	Marcus Baugh	TE	Released	May 10
74	Ricky Seals-Jones	TE	Signed as a Free Agent	May 25
75	Dylan Cantrell	TE	Waived/Injured	June 4
84	Tyrone Swoopes	TE	Placed on the Reserve/Did Not Report List	July 27
87	Deon Yelder	TE	Waived	July 27

TRANSACTIONS BY POSITION

2021 WASHINGTON FOOTBALL TEAM TRANSACTIONS (BY POSITION)

No.	FULL	POS	TRANSACTION	DATE
89	Logan Thomas	TE	Signed to a Contract Extension	July 27
91	Nick Guggemos	TE	Signed as a Free Agent	July 29
118	Caleb Wilson	TE	Claimed off Waivers from Philadelphia	August 15
120	Nick Guggemos	TE	Released	August 17
136	Caleb Wilson	TE	Released	August 30
			OFFENSIVE LINE	
11	Rick Leonard	T	Signed Reserve/Future Contract	January 11
22	Timon Parris	T	Contract Expired	January 17
27	Brandon Scherff	G	Franchise Tagged	March 9
29	Tyler Larsen	C	Signed as a Free Agent	March 18
38	David Sharpe	T	Signed as a Free Agent	March 29
51	Samuel Cosmi	T	Draft Selection (Round 2, No. 51 overall)	April 29
63	Ereck Flowers Sr.	G	Acquired via trade with Miami	May 4
67	Charles Leno Jr.	T	Signed as a Free Agent	May 16
72	Geron Christian Sr.	T	Released	May 20
73	Morgan Moses	T	Released	May 20
77	Najee Toran	G/C	Signed as a Free Agent	June 8
78	Cornelius Lucas	T	Placed on the Reserve/COVID-19 List	July 27
85	Najee Toran	G	Placed on the Reserve/Did Not Report List	July 27
98	Brandon Scherff	G	Placed on the Reserve/COVID-19 List	July 31
99	David Sharpe	T	Placed on the Reserve/COVID-19 List	July 31
100	Ross Reynolds	G	Claimed off Waivers from Miami	July 31
102	Ross Reynolds	G	Waived	August 2
103	Cornelius Lucas	T	Activated from the Reserve/COVID-19 List	August 3
108	Brandon Scherff	G	Activated from the Reserve/COVID-19 List	August 5
109	Cole Boozer	T	Signed as a Free Agent	August 7
110	Cole Boozer	T	Waived	August 8
111	Jon Toth	C	Signed as a Free Agent	August 9
121	David Sharpe	T	Activated off the Reserve/COVID-19 List	August 23
124	Rick Leonard	T	Released	August 24
127	Jon Toth	C	Released	August 24
133	Jon Toth	C	Released	August 30
140	Beau Benzschawel	G	Released	August 31
143	Keith Ismael	C	Released	August 31
146	Wes Martin	G	Released	August 31
151	David Sharpe	T	Released	August 31
152	David Steinmetz	T	Released	August 31
156	Beau Benzschawel	OL	Signed to the Practice Squad	September 1
159	Keith Ismael	C	Signed to the Practice Squad	September 1
162	Wes Martin	G	Signed to the Practice Squad	September 1
166	David Steinmetz	T	Signed to the Practice Squad	September 1
167	Jon Toth	C	Signed to the Practice Squad	September 1
			DEFENSIVE LINE	
2	David Bada	DT	Signed Reserve/Future Contract	January 11
8	Jalen Jelks	DE	Signed Reserve/Future Contract	January 11
9	Devaroe Lawrence	DT	Signed Reserve/Future Contract	January 11
17	Daniel Wise	DE	Signed Reserve/Future Contract	January 12
43	Caleb Brantley	DT	Released	April 9
57	William Bradley-King	DE	Draft Selection (Round 7, No. 240 overall)	May 1
58	Shaka Toney	DE	Draft Selection (Round 7, No. 246 overall)	May 1
76	Gabe Wright	DT	Signed as a Free Agent	June 8
81	Devaroe Lawrence	DT	Placed on the Active/Non-Football Injury List	July 27
82	Tim Settle	DT	Placed on the Active/Non-Football Illness List	July 27
86	Jalen Jelks	DE	Waived/Injured	July 27
88	Jonathan Allen	DT	Signed to a Contract Extension	July 27

TRANSACTIONS BY POSITION

2021 WASHINGTON FOOTBALL TEAM TRANSACTIONS (BY POSITION)

No.	FULL	POS	TRANSACTION	DATE
90	Bunmi Rotimi	DE	Signed as a Free Agent	July 28
92	Justus Reed	DE	Signed as a Free Agent	July 29
93	Tim Settle	DT	Passed Physically and Returned to Active Roster	July 29
94	Matt Ioannidis	DT	Placed on the Reserve/COVID-19 List	July 29
97	Devaroe Lawrence	DT	Actived from the Non-Football Injury List	July 30
101	Daron Payne	DT	Placed on the Reserve/COVID-19 List	August 1
105	Matt Ioannidis	DT	Actived from the Reserve/COVID-19 List	August 3
107	Daron Payne	DT	Activated from the Reserve/COVID-19 List	August 5
126	Justus Reed	DT	Released	August 24
129	Devaroe Lawrence	DT	Released	August 30
138	David Bada	DT	Released	August 31
141	William Bradley-King	DE	Released	August 31
150	Bunmi Rotimi	DE	Released	August 31
153	Gabe Wright	DT	Released	August 31
157	William Bradley-King	DE	Signed to the Practice Squad	September 1
165	Bunmi Rotimi	DE	Signed to the Practice Squad	September 1
168	Daniel Wise	DT	Signed to the Practice Squad	September 1
169	Gabe Wright	DT	Signed to the Practice Squad	September 1
			LINEBACKERS	
1	Shaun Dion Hamilton	LB	Released	January 11
18	Justin Phillips	LB	Signed Reserve/Future Contract	January 13
25	Thomas Davis Sr.	LB	Released	March 3
31	David Mayo	LB	Signed as a Free Agent	March 18
35	Jared Norris	LB	Re-Signed	March 23
50	Jamin Davis	LB	Draft Selection (Round 1, No. 19 overall)	April 28
70	Josh Harvey-Clemons	LB	Released	May 19
71	Joe Walker	LB	Signed as a Free Agent	May 19
125	Justin Phillips	LB	Released	August 24
134	Joe Walker	LB	Released	August 30
145	Jordan Kunaszyk	LB	Released	August 31
148	Jared Norris	LB	Released	August 31
154	David Mayo	LB	Released	August 31
161	Jordan Kunaszyk	LB	Signed to the Practice Squad	September 1
163	Jared Norris	LB	Signed to the Practice Squad	September 1
170	David Mayo	LB	Signed as a Free Agent	September 1
			DEFENSIVE BACKS	
4	Jordan Brown	DB	Signed Reserve/Future Contract	January 11
15	DeMarkus Acy	DB	Signed Reserve/Future Contract	January 12
16	Torry McTyer	DB	Signed Reserve/Future Contract	January 12
20	Aaron Colvin	CB	Contract Expired	January 17
33	William Jackson III	CB	Signed as a Free Agent	March 19
34	Danny Johnson	CB	Re-Signed	March 23
37	Darryl Roberts	CB	Signed as a Free Agent	March 26
48	DeMarkus Acy	CB	Released	April 16
52	Benjamin St-Juste	DB	Draft Selection (Round 3, No. 74 overall)	April 29
55	Darrick Forrest	S	Draft Selection (Round 5, No. 163 overall)	May 1
64	Linden Stephens	CB	Signed as a Free Agent	May 5
68	Bobby McCain	S	Signed as a Free Agent	May 17
69	Chris Miller	CB	Claimed off Waivers from Arizona	May 18
80	Greg Stroman	CB	Placed on the Active/Physically Unable to Perform List	July 27
83	Deshazor Everett	S	Placed on the Active/Non-Football Illness List	July 27
95	Chris Miller	CB	Placed on the Reserve/COVID-19 List	July 29
104	Deshazor Everett	S	Actived from the Non-Football Illness List	August 3
106	Chris Miller	CB	Activated from the Reserve/COVID-19 List	August 3
116	Chris Miller	CB	Released	August 15

TRANSACTIONS BY POSI-

2021 WASHINGTON FOOTBALL TEAM TRANSACTIONS
(BY POSITION)

No.	FULL	POS	TRANSACTION	DATE
119	Greg Stroman	CB	Released	August 17
123	Jordan Brown	CB	Released	August 24
130	Cole Luke	S	Released	August 30
132	Linden Stephens	CB	Released	August 30
144	Danny Johnson	CB	Released	August 31
147	Jimmy Moreland	CB	Released	August 31
149	Jeremy Reaves	S	Released	August 31
160	Danny Johnson	CB	Signed to the Practice Squad	September 1
164	Jeremy Reaves	S	Signed to the Practice Squad	September 1
171	Darrick Forrest	S	Placed on Reserve/Injured List	September 1
			SPECIALISTS	
13	Kaare Vedvik	K	Signed Reserve/Future Contract	January 11
23	Kaare Vedvik	K	Waived	January 28
28	Dustin Hopkins	K	Re-Signed	March 17
56	Camaron Cheeseman	LS	Draft Selection (Round 6, No. 225 overall)	May 1
173	Eddy Pineiro	K	Signed to the Practice Squad	September 3
			COACHES	

WASHINGTON 2020 STATISTICS

2020 TEAM & INDIVIDUAL STATISTICS

WASHINGTON FOOTBALL TEAM / WEEK 17 / THROUGH SUNDAY, JANUARY 3, 2021

WON 7, LOST 9

09/13	W 27-17	Philadelphia	
09/20	L 15-30	at Arizona	
09/27	L 20-34	at Cleveland	6,000
10/04	L 17-31	Baltimore	
10/11	L 10-30	L.A. Rams	
10/18	L 19-20	at N.Y. Giants	
10/25	W 25- 3	Dallas	
11/08	L 20-23	N.Y. Giants	3,000
11/15	L 27-30	at Detroit	
11/22	W 20- 9	Cincinnati	
11/26	W 41-16	at Dallas	30,048
12/07	W 23-17	at Pittsburgh	
12/13	W 23-15	at San Francisco	
12/20	L 15-20	Seattle	
12/27	L 13-20	Carolina	
01/03	W 20-14	at Philadelphia	

	Wash.	Opp.
TOTAL FIRST DOWNS	322	289
Rushing	108	100
Passing	184	161
Penalty	30	28
3rd Down: Made/Att	88/225	81/216
3rd Down Pct.	39.1	37.5
4th Down: Made/Att	11/19	9/24
4th Down Pct.	57.9	37.5
POSSESSION AVG.	29:55	30:05
TOTAL NET YARDS	5076	4873
Avg. Per Game	317.3	304.6
Total Plays	1051	1004
Avg. Per Play	4.8	4.9
NET YARDS RUSHING	1611	1805
Avg. Per Game	100.7	112.8
Total Rushes	400	428
NET YARDS PASSING	3465	3068
Avg. Per Game	216.6	191.8
Sacked/Yards Lost	50/331	47/325
Gross Yards	3796	3393
Att./Completions	601/389	529/330
Completion Pct.	64.7	62.4
Had Intercepted	16	16
PUNTS/AVERAGE	73/48.0	73/46.2
NET PUNTING AVG.	73/44.3	73/43.5
PENALTIES/YARDS	87/697	85/708
FUMBLES/BALL LOST	24/11	21/7
TOUCHDOWNS	37	37
Rushing	18	14
Passing	16	21
Returns	3	2

* SCORE BY PERIODS	Q1	Q2	Q3	Q4	OT	PTS
TEAM	50	85	70	130	0	335
OPPONENTS	86	152	30	61	0	329

* SCORING	TD	Ru	Pa	Rt	K-PAT	FG	S	PTS
Hopkins	0	0	0	0	30/32	27/34	0	111
A. Gibson	11	11	0	0			0	66
L. Thomas	6	0	6	0			0	36
Barber	4	4	0	0			0	24
McLaurin	4	0	4	0			0	24
McKissic	3	1	2	0			0	18
Inman	2	0	2	0			0	12
K. Allen	1	1	0	0			0	6
Curl	1	0	0	1			0	6
Haskins	1	1	0	0			0	6
C. Sims	1	0	1	0			0	6
S. Sims	1	0	1	0			0	6
Sweat	1	0	0	1			0	6
Young	1	0	0	1			0	6
J. Allen	0	0	0	0			1	2
TEAM	37	18	16	3	30/32	27/34	1	335
OPPONENTS	37	14	21	2	33/36	24/27	0	329

2-Pt Conv: TM 0-5, OPP 1-1

SACKS: Sweat 9, Young 7.5, Kerrigan 5.5, Settle 5, Bostic 3, Da. Payne 3, Holcomb 2.5, J. Allen 2, Collins 2, Curl 2, Ioannidis 1.5, Pierre-Louis 1, Reaves 1, (group) 1, Moreland 0.5, Smith-Williams 0.5, TM 47, OPP 50

FUM/LOST: Haskins 6/3, S. Sims 5/2, McKissic 3/1, Wright 3/1, A. Gibson 2/2, Smith 2/0, K. Allen 1/1, Inman 1/0, McLaurin 1/1, Williams(LG) 1/1

* RUSHING	No.	Yds	Avg	Long	TD
A. Gibson	170	795	4.7	40	11
McKissic	85	365	4.3	17	1
Barber	94	258	2.7	15	4
Haskins	20	46	2.3	19	1
McLaurin	2	30	15.0	27	0
K. Allen	7	26	3.7	13	1
Gandy-Golden	1	22	22.0	22	0
Heinicke	3	22	7.3	12	0
S. Sims	1	18	18.0	18	0
Wright	3	16	5.3	9	0
C. Sims	1	5	5.0	5	0
L. Thomas	3	5	1.7	3	0
Williams LG	1	5	5.0	5	0
Smith	10	3	0.3	5	0
TEAM	400	1611	4.0	40	18
OPPONENTS	428	1805	4.2	50t	14

* RECEIVING	No.	Yds	Avg	Long	TD
McLaurin	87	1118	12.9	68t	4
McKissic	80	589	7.4	29t	2
L. Thomas	72	670	9.3	30	6
A. Gibson	36	247	6.9	40	0
C. Sims	32	477	14.9	50	1
S. Sims	27	265	9.8	30	1
Wright	27	197	7.3	22	0
Inman	18	163	9.1	17t	2
Williams LG	4	21	5.3	10	0
Barber	4	12	3.0	7	0
Ro. Foster LG	2	37	18.5	28	0
Ro. Foster TM	2	37	18.5	28	0
Miller LG	2	6	3.0	7	0
Hemingway	1	10	10.0	10	0
Sprinkle	1	6	6.0	6	0
Gandy-Golden	1	3	3.0	3	0
Baugh	1	2	2.0	2	0
TEAM	389	3796	9.8	68t	16
OPPONENTS	330	3393	10.3	56t	21

* INTERCEPTIONS	No.	Yds	Avg	Long	TD
Fuller	4	0	0.0	0	0
Curl	3	88	29.3	76t	1
Moreau	2	0	0.0	0	0
Moreland	1	32	32.0	32	0
Sweat	1	15	15.0	15t	1
Collins	1	1	1.0	1	0
Bostic	1	0	0.0	0	0
Holcomb	1	0	0.0	0	0
Da. Payne	1	0	0.0	0	0
Reaves	1	0	0.0	0	0
TEAM	16	136	8.5	76t	2
OPPONENTS	16	181	11.3	49	0

* PUNTING	No.	Yds	Avg	Net	TB	In	Lg	B
Way	73	3504	48.0	44.3	3	23	65	0
TEAM	73	3504	48.0	44.3	3	23	65	0
OPPONENTS	73	3370	46.2	43.5	1	40	67	0

* PUNT RETURNS	Ret	FC	Yds	Avg	Long	TD
S. Sims	24	19	160	6.7	22	0
Wright	4	3	15	3.8	13	0
Stroman	2	0	-2	-1.0	1	0
D. Johnson	1	4	3	3.0	3	0
TEAM	31	26	176	5.7	22	0
OPPONENTS	36	25	209	5.8	17	0

* KICKOFF RETURNS	No.	Yds	Avg	Long	TD
D. Johnson	26	573	22.0	46	0
S. Sims	3	42	14.0	20	0
Wright	2	30	15.0	20	0
Williams LG	1	10	10.0	10	0
TEAM	31	645	20.8	46	0
OPPONENTS	9	235	26.1	67	0

* FIELD GOALS	1-19	20-29	30-39	40-49	50+
Hopkins	0/ 0	5/ 5	7/ 8	13/17	2/ 4
TEAM	0/ 0	5/ 5	7/ 8	13/17	2/ 4
OPPONENTS	0/ 0	4/ 4	9/10	8/ 8	3/ 5

Hopkins: (48N,38G,40G)(24G)()(54N,43G)(48G)(47N,35G,28G)(30G,44N)(48G,44G)(38G,43N,41G)(32G,50G,38N)(23G,36G)(49G,45G,45G)(53N,51G,31G,21G)(48G)(48G,26G)(42G,42G)

OPP: (38G,53N)(49G,33G,28G)(42G,30G)(46G)(28G)(33G,20G)(45G)(38G,48G,42G)(53G,37G,59G)(34N,53G,58N)(33G,32G,28G)(37G)()(43G,40G)()()

* PASSING	Att	Cmp	Yds	Cmp%	Yds/Att	TD	TD%	Int	Int%	Long	Sack/Lost	Rating
Smith	252	168	1582	66.7	6.28	6	2.4	8	3.2	68t	22/ 139	78.5
Haskins	241	148	1439	61.4	5.97	5	2.1	7	2.9	50	20/ 141	73.0
K. Allen	87	60	610	69.0	7.01	4	4.6	1	1.1	52t	7/ 44	99.3
Heinicke	19	12	137	63.2	7.21	1	5.3	0	0.0	29t	1/ 7	102.3
L. Thomas	1	1	28	100.0	28.00	0	0.0	0	0.0	28	0/ 0	118.8
Wright	1	0	0	0.0	0.00	0	0.0	0	0.0	---	0/ 0	39.6
TEAM	601	389	3796	64.7	6.32	16	2.7	16	2.7	68t	50/ 331	80.1
OPPONENTS	529	330	3393	62.4	6.41	21	4.0	16	3.0	56t	47/ 325	81.4

2020 INDIVIDUAL DEFENSIVE STATISTICS

REGULAR SEASON DEFENSIVE STATISTICS													
Player	Total	Solo	Asst.	TFL	Sacks	Yds	QBP	Ints	Yds	PD	FF	FR	Safety
Jon Bostic	118	61	57	6	3	19	6	1	0	3	0	0	0
Kamren Curl	88	63	25	4	2	16	5	3	88	4	0	0	0
Cole Holcomb	70	43	27	6	2.5	19	4	1	0	1	0	0	0
Jonathan Allen	63	37	26	3	2	14.5	14	0	0	0	0	1	1
Kevin Pierre-Louis	56	36	20	3	1	9	2	0	0	2	1	0	0
Ronald Darby	55	43	12	1	0	0	0	0	0	16	0	1	0
Daron Payne	54	27	27	7	3	16.5	8	1	0	4	3	1	0
Kendall Fuller	50	38	12	1	0	0	0	4	0	11	0	0	0
Montez Sweat	45	28	17	12	9	83	20	1	15	6	2	0	0
Chase Young	44	32	12	10	7.5	34.5	12	0	0	4	4	3	0
Jimmy Moreland	43	33	10	1	0.5	2.5	2	1	32	1	1	0	0
Landon Collins	41	24	17	3	2	16	1	1	1	1	1	0	0
Troy Apke	31	24	7	0	0	0	0	0	0	2	0	0	0
Deshazor Everett	28	20	8	0	0	0	0	0	0	4	1	0	0
Jeremy Reaves	24	15	9	1	1	4	1	1	0	2	0	0	0
Shaun Dion Hamilton	20	13	7	2	0	0	1	0	0	0	0	0	0
Tim Settle	18	12	6	5	5	26	7	0	0	0	0	0	0
Ryan Kerrigan	17	9	8	5	5.5	43	6	0	0	1	0	1	0
James Smith-Williams	8	6	2	3	0.5	2.5	2	0	0	0	0	0	0
Khaleke Hudson	8	5	3	2	0	0	1	0	0	0	0	0	0
Matt Ioannidis	7	5	2	2	1.5	8.5	4	0	0	0	0	0	0
Ryan Anderson	7	4	3	1	0	0	0	0	0	0	0	0	0
Fabian Moreau	7	5	2	0	0	0	0	2	0	3	0	0	0
Thomas Davis Sr.	6	5	1	0	0	0	0	0	0	1	0	0	0
Nate Orchard	2	0	2	0	0	0	0	0	0	0	0	0	0
Casey Toohill	2	0	2	0	0	0	0	0	0	0	0	0	0
Cole Luke	1	0	1	0	0	0	0	0	0	0	0	0	0
Devaroe Lawrence	1	1	0	0	0	0	0	0	0	0	0	0	0
Team Sacks	0	0	0	0	1	11	0	0	0	0	0	0	0
TOTALS	**914**	**589**	**325**	**78**	**47**	**325**	**96**	**16**	**136**	**66**	**13**	**7**	**1**

REGULAR SEASON SPECIAL TEAMS STATISTICS											
Player	Total	Solo	Asst.	FF	FR	PATs Blk	FG Blk	Punts Blk	Inside 20*	Safety	TDs
Khaleke Hudson	6	3	3	0	0	0	0	0	0	0	0
Jeremy Sprinkle	6	5	1	0	0	0	0	0	1	0	0
Cam Sims	4	4	0	0	0	0	0	0	1	0	0
Danny Johnson	4	3	1	0	0	0	0	0	2	0	0
Troy Apke	4	1	3	0	0	0	0	0	0	0	0
Deshazor Everett	3	3	0	0	0	0	0	0	1	0	0
Jared Norris	3	3	0	0	0	0	0	0	0	0	0
Jordan Kunaszyk	3	2	1	0	0	0	0	0	0	0	0
Fabian Moreau	2	2	0	0	0	0	0	0	0	0	0
Cole Holcomb	2	2	0	0	0	0	0	0	0	0	0
Ryan Anderson	2	2	0	0	0	0	0	0	0	0	0
Peyton Barber	2	0	2	0	0	0	0	0	1	0	0
James Smith-Williams	2	2	0	0	0	0	0	0	0	0	0
Isaiah Wright	2	1	1	0	2	0	0	0	1	0	0
Jeremy Reaves	1	0	1	0	0	0	0	0	0	0	0
Shaun Dion Hamilton	1	1	0	0	0	0	0	0	0	0	0
Dustin Hopkins	1	1	0	0	0	0	0	0	0	0	0
Robert Foster	1	0	1	0	0	0	0	0	0	0	0
Tress Way	1	1	0	0	0	0	0	0	0	0	0
Nick Sundberg	1	1	0	0	0	0	0	0	0	0	0
Steven Sims Jr.	0	0	0	0	2	0	0	0	0	0	0
Greg Stroman	0	0	0	0	0	0	0	0	0	0	0
TOTAL	**51**	**37**	**14**	**0**	**4**	**0**	**0**	**0**	**7**	**0**	**0**

**Indicates player who downed a punt/tackled a returner inside the 20. Fair catches/punts out of bounds not included.*

THE LAST TIME

TEAM TOTALS

Won in Overtime

By Washington:	10/27/2014	at Dallas Cowboys, 20-17 OT (last score at 9:43 on 40-yard field goal by Kai Forbath)
By Opponent:	12/22/2019	vs. New York Giants, 41-35 OT (last score at 4:25 on 3-yard touchdown pass by Daniel Jones to K. Smith)

Won by Scoring in the Last Two Minutes of Regulation

By Washington:	11/24/2019	vs. Detroit Lions, 19-16 (go-ahead score at :32 on 39-yard field goal from Dustin Hopkins)
By Opponent:	11/15/2020	loss at Detroit, 30-27 (go-ahead score at 0:00 on Matt Prater 59 yd FG)

Tied Game by Scoring in the Last Two Minutes of Regulation

By Washington:	11/15/2020	loss at Detroit, 30-27 (tied score at 27 on 41 yd FG by Dustin Hopkins with 0:16 left)
By Opponent:	11/19/2017	loss at New Orleans Saints, 34-31 OT (tied game at 31 with 1:03 on Alvin Kamara 18-yard touchdown pass from Drew Brees)

Shutout

By Washington:	9/30/1991	vs. Philadelphia Eagles, 23-0
By Opponent:	10/20/2019	vs. San Francisco 49ers, 9-0

Held Opponent without a Touchdown

By Washington:	10/25/2020	win vs Dallas, 25-3
By Opponent:	10/24/2019	loss at Buffalo Bills, 24-9

Game Finished in a Tie

Washington Home:	11/23/1997	vs. New York Giants, 7-7
Washington Away:	10/30/2016	at Cincinnati Bengals, 27-27

Scoreless First Half, Both Teams

Washington Home:	10/19/2019	loss vs. San Francisco 49ers, 9-0
Washington Away:		None since 1970

Held Opponent Scoreless in First Half

By Washington:	10/20/2019	loss vs. San Francisco 49ers, 9-0 (0-0 at halftime)
By Opponent:	9/20/2020	loss at Arizona Cardinals, 30-15 (20-0 at halftime)

Won by 20 or More Points

By Washington:	11/26/2020	at Dallas Cowboys, 41-16
By Opponent:	10/11/2020	vs Los Angeles Rams 30-10

Won After Trailing by 20 or More Points

By Washington:	10/25/2015	vs. Tampa Bay Buccaneers, 31-30 (trailed 24-0 in 2nd quarter)
By Opponent:	9/12/1999	vs. Dallas Cowboys, 41-35 OT (trailed 14-35 in 4th quarter)

Held a 28 or More Point Lead

By Washington:	11/15/2015	win vs. New Orleans Saints, 47-14 (33)
By Opponent:	12/29/2019	loss vs. Dallas Cowboys, 47-16 (31)

Held a 21 or More Point Lead

By Washington:	9/9/2018	win at Arizona Cardinals, 24-6 (led 21-0 in the 3rd quarter)
By Opponent:	11/15/2020	loss in Detroit, 30-27 (Detroit led 24-3 in the 3rd qtr)

Scored 20 or More Points in a Quarter

By Washington:	11/26/2020	at Dallas Cowboys, 41-16 (scored 21 in the 4th quarter)
By Opponent:	12/16/2019	loss vs. Philadelphia Eagles, 37-27 (20 points in the 4th quarter)

Scored 20 or More Points in a Half

By Washington:	11/26/2020	at Dallas Cowboys, 41-16 (scored 24 in the 2nd half)
By Opponent:	12/27/2020	loss vs Carolina Panthers, 20-13 (20 points in the 1st half)

Touchdowns Scored by Offense and Defense

By Washington:	11/26/2020	win vs. Dallas Cowboys, 41-16 (4 offense, 1 defense)
By Opponent:	10/18/2020	loss at New York Giants, 20-19 (1 offense, 1 defense)

Touchdowns Scored by Offense, Defense and Special Teams

By Washington:	12/7/1997	win vs. Arizona Cardinals, 38-28 (3 offense, 1 defense, 1 special teams)
By Opponent:	9/5/1988	loss at New York Giants, 27-20 (1 offense, 1 defense, 1 special teams)

Safety Scored

By Washington:	10/25/2020	Jonathan Allen vs Dallas (D Schultz) (Andy Dalton strip sack by Landon Collins)
By Opponent:	11/5/2017	Bobby Wagner at Seattle Seahawks (Kirk Cousins sacked in end zone)

THE LAST TIME

TEAM TOTALS

Successful Two-Point Conversion

By Washington:	11/17/2019	Dwayne Haskins Jr. pass to Trey Quinn vs. New York Jets
By Opponent:	12/13/2020	Mullens to Bourne vs San Francisco at Arizona, 23-15

No Penalties in Game

By Washington:	11/16/2003	loss at Carolina Panthers, 20-17
By Opponent:	11/5/1989	loss vs. Dallas Cowboys, 13-3

50 or More Points Scored in a Game

By Washington:	10/23/2005	win vs. San Francisco 49ers, 52-17
By Opponent:	11/15/2010	loss vs. Philadelphia Eagles, 59-28

40 or More Points Scored in a Game

By Washington:	12/24/2016	win at Chicago Bears, 41-21
By Opponent:	12/29/2019	loss at Dallas Cowboys, 41-10

30 or More First Downs in a Game

By Washington:	11/15/2020	loss at Detroit, 30-27 (34)
By Opponent:	12/24/2016	loss vs Chicago 21-14 (31)

OFFENSIVE TOTALS

500 or More Total Net Yards of Offense

By Washington:	11/24/2016	loss at Dallas Cowboys, 31-26 (505; 56 rushing, 449 passing)
By Opponent:	12/29/2019	loss at Dallas Cowboys, 41-16 (517; 223 rushing, 294 passing)

400 or More Total Net Yards of Offense

By Washington:	11/15/2020	loss at Detroit, 30-27 (464; 89 rushing, 375 passing)
By Opponent:	10/11/2020	loss vs Los Angeles Rams, 30-10 (429; 129 rushing, 300 passing)

300 or More Net Yards Rushing by Team

By Washington:	11/3/1985	win at Atlanta Falcons, 44-10 (307)
By Opponent:	11/29/1959	loss at New York Giants, 45-14 (351)

200 or More Net Yards Rushing by Team

By Washington:	10/25/2020	win vs Dallas, 25-3 (208)
By Opponent:	12/29/2019	loss at Dallas Cowboys, 41-16 (223)

Individual 200-Yard Rushing Game

By Washington:	12/30/2012	Alfred Morris (33-200-3 TDs) vs. Dallas Cowboys
By Opponent:	12/30/2006	Tiki Barber (23-234-3 TDs) vs. New York Giants

Individual 150-Yard Rushing Game

By Washington:	12/30/2012	Alfred Morris (33-200-3 TDs) vs. Dallas Cowboys
By Opponent:	12/22/2019	Saquon Barkley (22-189-1 TD) vs. New York Giants

Individual 100-Yard Rushing Game

By Washington:	11/26/2020	Antonio Gibson 20-115 1 TD vs Dallas Cowboys
By Opponent:	9/27/2020	Nick Chubb (19-108-2 TDs) at Cleveland Browns

Two 100-Yard Rushers in the Same Game

By Washington:	12/4/2005	Clinton Portis (27-136-2 TDs) & Rock Cartwright (9-118) at St. Louis Rams
By Opponent:	11/3/1996	Darick Holmes (22-122-3 TDs) & Thurman Thomas (23-107-1 TD) at Buffalo Bills

Consecutive 100-Yard Rushing Games (Same Season)

By Washington:	11/19/17 - 11/23/17	Samaje Perine (23-117-1 TD) at New Orleans Saints / Samaje Perine (24-100) vs. New York Giants
By Opponent:	12/19/16 - 1/1/17	Jonathan Stewart (25-132) vs. Carolina Panthers / Jordan Howard (18-119) at Chicago Bears / Paul Perkins (21-102) vs. New York Giants

Combined 200-Yard Rushing by Two Players

By Washington:	12/30/2012	228 by Derrius Guice (10-129-2 TDs) & Adrian Peterson (13-99-1 TD) vs. Carolina Panthers
By Opponent:	12/22/2019	201 by Saquon Barkley (22-189-1 TD) & Daniel Jones (3-12- 0 TDs) vs. New York Giants

Individual with 30 or More Carries

By Washington:	12/30/2012	Alfred Morris (33-200-3 TDs) vs. Dallas Cowboys
By Opponent:	10/29/2017	Ezekiel Elliott (33-150-2 TDs) vs. Dallas Cowboys

Individual with 25 or More Carries

By Washington:	12/22/2018	Adrian Peterson (26-119-0) at Tennessee Titans
By Opponent:	11/22/2018	Ezekiel Elliott (26-121-1) at Dallas Cowboys

THE LAST TIME

OFFENSIVE TOTALS

Rushing Play of 60 or More Yards

By Washington:	12/1/2019	60 by Derrius Guice vs. Carolina Panthers
By Opponent:	12/22/2019	67t by Saquon Barkley vs. New York Giants

Rushing Play of 40 or More Yards

By Washington:	10/25/2020	40 by Antonio Gibson vs Dallas Cowboys
By Opponent:	12/27/2020	Curtis Samuel, 45 yards vs Carolina Panthers

Individual with Two or More Rushing Touchdowns

By Washington:	9/13/2020	Peyton Barber (17-29-2 TDs) vs. Philadelphia Eagles
By Opponent:	9/27/2020	Nick Chubb (19-108-2 TDs) at Cleveland Browns

400 Net Yards Passing by Team

By Washington:	11/24/2016	loss at Dallas Cowboys, 31-26 (449)
By Opponent:	11/22/2018	loss at Dallas Cowboys, 31-23 (404)

300 Net Yards Passing by Team

By Washington:	11/15/2020	loss in Detroit, 30-27 (375)
By Opponent:	12/7/2020	win at Pittsburgh, 23-17 (305 yards)

Individual with 50 or More Pass Attempts

By Washington:	12/20/2020	Dwayne Haskins, Jr. 38-55-295 1td 2int 72.9 (vs Seattle)
By Opponent:	12/7/2020	at Pittsburgh, Ben Roethlisberger, 33-53-2-1 305, loss 23-17

Individual with 40 or More Pass Attempts

By Washington:	12/20/2020	Dwayne Haskins, Jr. 38-55-295 1td 2int 72.9 (vs Seattle)
By Opponent:	12/13/2020	at San Francisco in Arizona, Nick Mullens 25-45 260 1TD-1int 4 sacks. Loss 23-15

Individual with 30 or More Pass Completions

By Washington:	12/20/2020	Dwayne Haskins, Jr. 38-55-295 1td 2int 72.9 (vs Seattle)
By Opponent:	12/7/2020	at Pittsburgh, Ben Roethlisberger, 33-53-2-1 305, loss 23-17

Individual with 25 or More Pass Completions

By Washington:	12/20/2020	Dwayne Haskins, Jr. 38-55-295 1td 2int 72.9 (vs Seattle)
By Opponent:	12/13/2020	at San Francisco in Arizona, Nick Mullens 25-45 260 1TD-1int 4 sacks. Loss 23-15

OFFENSIVE TOTALS

No Sacks Allowed

By Washington:	12/16/2019	loss vs. Philadelphia Eagles (28 attempts by Dwayne Haskins Jr.)
By Opponent:	12/20/2020	vs Seattle, Russell Wilson, 18-27 121 1 td 1 int

Individual 400-Yard Passing Game

By Washington:	11/24/2016	Kirk Cousins (53-41-449-3 TDs) at Dallas Cowboys
By Opponent:	11/11/2018	Ryan Fitzpatrick (41-29-406-0 TD-2 INTs) at Tampa Bay Buccaneers

Individual 300-Yard Passing Game

By Washington:	11/15/2020	Alex Smith (55-38-390-0/0) at Detroit
By Opponent:	12/7/2020	at Pittsburgh, Ben Roethlisberger, 33-53-2-1 305, loss 23-17

Consecutive 300-Yard Passing Games (Same Season)

By Washington:	11/08/20- 11/18/20	Alex Smith (34-24-325-1/3) vs. NY Giants Alex Smith (55-38-390 0/0) at Detroit Lions
By Opponent:	10/28/18 - 11/11/18	Eli Manning (47-30-316-1 TD-2 INTs) at New York Giants; Matt Ryan (38-26-350-4 TDs-1 INT) vs. Atlanta Falcons; Ryan Fitzpatrick (41-29-406-0 TD-2 INTs) at Tampa Bay Buccaneers

Individual with Four or More Touchdown Passes

By Washington:	12/26/2015	Kirk Cousins (46-31-365-4 TDs) at Philadelphia Eagles
By Opponent:	12/29/2019	Dak Prescott (23-33-352-4 TD-0 INTs) at Dallas Cowboys

Individual with Five or More Touchdown Passes

By Washington:	11/10/1991	Mark Rypien (31-16-442-6 TDs) vs. Atlanta Falcons
By Opponent:	12/22/2019	Daniel Jones (42-28-352-5 TD-0 INTs) vs. New York Giants

Individual with 10 or More Receptions

By Washington:	12/20/2020	Logan Thomas, 13-101 vs Seattle
By Opponent:	12/13/2020	at San francisco in Arizona, Brandon Aiyuk 10-119 0 TD, loss 23-15

Individual 200-Yard Receiving Game

By Washington:	10/21/2001	Rod Gardner (6-208-1 TD) vs. Carolina Panthers
By Opponent:	11/16/2014	Mike Evans (7-209-2 TDs) vs. Tampa Bay Buccaneers

THE LAST TIME

OFFENSIVE TOTALS

Individual 150-Yard Receiving Game

By Washington:	9/24/2017	Chris Thompson (6-150-1 TD) vs. Oakland Raiders
By Opponent:	9/8/2019	DeSean Jackson (8-154-2 TDs) at Philadelphia Eagles

Individual 100-Yard Receiving Game

By Washington:	12/20/2020	Logan Thomas, 13-101 vs Seattle
By Opponent:	12/27/2020	Curtis Samuel, 5-106 vs Carolina Panthers loss 20-13

Two 100-Yard Receivers in the Same Game

By Washington:	11/8/2020	Terry McLaurin (7-115-1TD) & Cam Simms (3-110) vs. New York Giants
By Opponent:	11/11/2018	Jacquizz Rodgers (8-102) & Chris Godwin (7-103) at Tampa Bay Buccaneers

Consecutive 100-Yard Receiving Games (Same Season)

By Washington:	12/11/16 - 12/24/16	DeSean Jackson (3-102-1 TD) at Philadelphia Eagles; DeSean Jackson (7-111) vs. Carolina Panthers; DeSean Jackson (5-114) at Chicago Bears
By Opponent:	10/28/18 - 11/11/18	Odell Beckham Jr. (8-136) at New York Giants; Julio Jones (7-121-1 TD) vs. Atlanta Falcons; Jacquizz Rodgers (8-102) & Chris Godwin (7-103) at Tampa Bay Buccaneers

Pass Play of 80 or More Yards

By Washington:	12/29/2019	81 by Case Keenum to Steven Sims Jr. at Dallas Cowboys
By Opponent:	11/22/2018	90t by Dak Prescott to Amari Cooper at Dallas Cowboys

Pass Play of 60 or More Yards

By Washington:	11/8/2020	68t Alex Smith to Terry McLaurin vs New York Giants
By Opponent:	11/15/2020	90t by Dak Prescott to Amari Cooper at Dallas Cowboys

Pass Play of 40 or More Yards

By Washington:	11/22/2020	42 Alex Smith to Terry McLaurin vs Cincinnati Bengals
By Opponent:	12/27/2020	Teddy Bridgewater to Curtis Samuel, 44 yards vs Carolina Panthers

Individual with Four or More Touchdown Receptions

By Washington:		Never
By Opponent:	11/18/2007	Terrell Owens (8-173-4 TDs) at Dallas Cowboys

Individual with Three or More Touchdown Receptions

By Washington:	10/1/2006	Santana Moss (4-138-3 TDs) vs. Jacksonville Jaguars
By Opponent:	12/29/2019	Michael Gallup (5-98-3 TDs) at Dallas Cowboys

Led Team in Both Rushing and Receiving Yards in the Same Game

By Washington:	9/9/2018	Adrian Peterson (26-96 rushing, 2-70 receiving) at Arizona Cardinals
By Opponent:	12/8/2019	Aaron Jones (16-134 rushing, 6-58 receiving) at Green Bay Packers

100-Yard Rusher & 100-Yard Receiver in the Same Game

By Washington:	10/13/2019	Adrian Peterson (23-118) & Terry McLaurin (4-100-2 TDs) at Miami Dolphins
By Opponent:	11/22/2018	Ezekiel Elliott (26-121-1 TD) & Amari Cooper (8-180-2 TDs) at Dallas Cowboys

100-Yard Rusher, 100-Yard Receiver & 300-Yard Passer in the Same Game

By Washington:	11/20/2016	Kirk Cousins (30-21-375-3 TDs) Rob Kelley (24-137-3 TDs) Pierre Garçon (6-116-1 TD) Jamison Crowder (3-102-1 TD) vs. Green Bay Packers
By Opponent:	12/24/2016	Jordan Howard (18-119) Cameron Meredith (9-135-1 TD) Matt Barkley (40-24-323-2 TDs-5 INTs) at Chicago Bears

Individual with at Least One Rushing Touchdown and One Receiving Touchdown in the Same Game

By Washington:	10/28/2018	Adrian Peterson (26-149-1 TD rushing, 1-7 1 TD receiving) at New York Giants
By Opponent:	10/11/2020	Darrell Henderson (15-38-1 TD rushing, 3-30-1 TD receiving) vs Los Angeles Rams

Individual with at Least One Rushing Touchdown and One Touchdown Pass in the Same Game

By Washington:	12/22/2019	Case Keenum (22-16-158- 1 TD passing, 1-1-1 TD rushing) vs. New York Giants
By Opponent:	10/11/2020	Jared Goff (21-30-309-2-1 passing 3-0 1td) vs Los Angeles Rams

No Turnovers

By Washington:	12/7/2020	at Pittsburgh, 23-17 win
By Opponent:	11/8/2020	loss vs New York Giants

Touchdown Scored on First Drive

By Washington:	1/3/2021	win at Philadelphia, 20-14 (15 plays, 91 yards, 8:13) Alex Smith 5 yards to Terry McLaurin
By Opponent:	11/15/2020	loss at Detroit (Matthew Stafford to Marvin Hall 55 yards) 5-92-1:52

Held Opponent Under 200 Net Yards of Total Offense

By Washington:	10/25/2020	win vs Dallas Cowboys, 25-3 (142; 83 rushing, 59 passing)
By Opponent:	12/13/2020	win at San Francisco in Arizona, 23-15 (193; 98 rushing, 95 passing)

THE LAST TIME

OFFENSIVE TOTALS

Held Opponent Under 300 Net Yards of Total Offense

By Washington:	1/3/2021	win at Philadelphia, 20-14 (216; 118 rushing, 98 passing)
By Opponent:	1/3/2021	win at Philadelphia, 20-14 (248; 103 rushing, 145 passing)

Held Opponent Under 50 Yards Rushing

By Washington:	12/7/2020	at Pittsburgh, 21 carries 45 yards, won 23-17
By Opponent:	12/7/2020	at Pittsburgh, 14 carries 21 yards, lost 23-17

Held Opponent Under 75 Yards Rushing

By Washington:	12/7/2020	at Pittsburgh, 21 carries 45 yards, won 23-17
By Opponent:	12/7/2020	at Pittsburgh, 14 carries 21 yards, lost 23-17

Held Opponent Under 100 Yards Rushing

By Washington:	12/7/2020	at Pittsburgh, 21 carries 45 yards, won 23-17
By Opponent:	12/13/2020	win at San Francisco in Arizona, 23-15, 28 carries 98 yards

DEFENSIVE TOTALS

Held Opponent without a Rushing First Down *since 1950

By Washington:	12/30/2007	win vs. Dallas Cowboys, 27-6
By Opponent:	12/13/1997	loss at New York Giants, 30-10

Held Opponent Under 100 Net Yards Passing

By Washington:	1/3/2021	win at Philadelphia, 20-14 (98 passing)
By Opponent:	12/13/2020	win at San Francisco in Arizona, 23-15, 15-32-1 95 yards

Held Opponent Under 150 Net Yards Passing

By Washington:	1/3/2021	win at Philadelphia, 20-14 (98 passing)
By Opponent:	12/20/2020	loss vs Seattle 20-15, 121 yards

Held Opponent without a Passing First Down *since 1950

By Washington:	Never	
By Opponent:	Never	

Fumble Returned for Touchdown

By Washington:	12/13/2020	Chase Young 47 yards (made the score 13-7) at San Francisco in Arizona, 23-15
By Opponent:	10/18/2020	Tae Crowder at New York Giants (43 yards)

Interception Return for a Touchdown

By Washington:	12/13/2020	Kamren Curl 76 yards (made the score 23-7) at San Francisco in Arizona, 23-15 (was his 1st career int)
By Opponent:	9/29/2019	Jabrill Peppers at New York Giants (32 yards)

Individual with Three or More Interceptions

By Washington:	10/24/2010	DeAngelo Hall at Chicago Bears (4)
By Opponent:	11/22/2018	Kurt Coleman vs. Philadelphia Eagles (3)

Individual with Two or More Interceptions

By Washington:	10/4/2020	Kendall Fuller vs. Baltimore Ravens (2)
By Opponent:	9/29/2019	Janoris Jenkins vs. New York Giants (2)

Seven or More Sacks by Team

By Washington:	9/13/2020	win vs. Philadelphia Eagles, 27-17 (8)
By Opponent:	10/11/2020	loss vs Los Angeles Rams, 30-10 (8)

Six or More Sacks by Team

By Washington:	10/25/2020	win vs. Dallas Cowboys, 25-3 (6)
By Opponent:	10/11/2020	loss vs Los Angeles Rams, 30-10 (8)

Five or More Sacks by Team

By Washington:	11/8/2020	loss vs. New York Giants, 23-20 (5)
By Opponent:	10/11/2020	loss vs Los Angeles Rams, 30-10 (8)

Individual with Four or More Sacks

By Washington:	9/14/2014	Ryan Kerrigan vs. Jacksonville Jaguars (4)
By Opponent:	10/11/2020	Aaron Donald 4, vs Los Angeles 30-10

Individual with Three or More Sacks

By Washington:	12/26/2015	Preston Smith at Philadelphia Eagles (3)
By Opponent:	10/11/2020	Aaron Donald 4, vs Los Angeles 30-10

Individual with Two or More Sacks

By Washington:	10/25/2020	Montez Sweat 2, vs Dallas Cowboys 25-3
By Opponent:	10/11/2020	Aaron Donald 4, vs Los Angeles 30-10

THE LAST TIME

SPECIAL TEAMS TOTALS

Kickoff Return for a Touchdown

By Washington:	11/24/2019	Steven Sims Jr. vs. Detroit Lions (91 yards)
By Opponent:	10/16/2016	Wendell Smallwood vs. Philadelphia Eagles (86 yards)

Kickoff Return for a Touchdown

By Washington:	11/24/2019	Steven Sims Jr. vs. Detroit Lions (91 yards)
By Opponent:	10/16/2016	Wendell Smallwood vs. Philadelphia Eagles (86 yards)

Punt Return for a Touchdown

By Washington:	10/9/2016	Jamison Crowder at Baltimore Ravens (85 yards)
By Opponent:	12/16/2018	Dede Westbrook at Jacksonville Jaguars (74 yards)

Blocked Punt

By Washington:	12/22/2019	Nate Orchard vs. New York Giants
By Opponent:	9/24/2015	Rashad Jennings at New York Giants

Missed Extra Point Attempt

By Washington:	12/20/2020	Dustin Hopkins vs Seattle Seahawks (wide right)
By Opponent:	12/27/2020	Joey Slye vs Carolina, wide right

Blocked Field Goal Attempt

By Washington:	12/24/2016	Preston Smith at Chicago Bears
By Opponent:	10/11/2020	S. Sloman, wl, vs Los Angeles

Blocked Field Goal returned for a TD

By Washington:	9/24/1972	Mike Bass vs. St. Louis Cardinals (32 yards)
By Opponent:	1/8/2000	Ron Rice vs. Detroit Lions (94 yards)

Individual with Five or More Field Goals

By Washington:	9/25/2016	Dustin Hopkins at New York Giants (5)
By Opponent:	12/17/2017	Phil Dawson vs. Arizona Cardinals (5)

Individual with Four or More Field Goals

By Washington:	11/24/2019	Dustin Hopkins vs. Detroit Lions (4)
By Opponent:	12/29/2019	Kai Forbath at Dallas Cowboys (4)

Individual with Three or More Field Goals

By Washington:	12/13/2020	at San Francisco in Arizona, Dustin Hopkins, 51, 31, 21, won 23-15
By Opponent:	11/8/2020	Gram Gano vs New York Giants (3) 38,48,42

Individual with 70-yard or More Punt

By Washington:	12/1/2019	Tress Way vs. Carolina Panthers (79 yards)
By Opponent:	12/16/2018	Logan Cooke at Jacksonville Jaguars (72 yards)

Individual with 60-yard or More Punt

By Washington:	12/27/2020	vs Carolina, Tress Way, 65 yards, lost 20-13
By Opponent:	12/27/2020	vs Carolina, Joseph Charlton, 67 yards

Individual with 50-yard or More Field Goal

By Washington:	11/22/2020	Dustin Hopkins vs. Cincinnati (50 yards)
By Opponent:	11/15/2020	Matt Prater at Detroit (59 yards)

Back to Back Kickoff Returns for Touchdowns

By Washington:	9/23/1973	Herb Mul-Key at St. Louis Cardinals (97 yards)
By Opponent:	9/23/1973	Don Shy at St. Louis Cardinals (97 yards)

Blocked Punt, Returned for Touchdown

By Washington:	10/18/2015	Rashad Ross at New York Jets (recovery in end zone)
By Opponent:	9/7/2014	Alfred Blue at Houston Texans (5 yards)

Successful Onside Kick

By Washington:	10/25/2015	vs. Tampa Bay Buccaneers (kicked by Dustin Hopkins, recovered by Trenton Robinson)
By Opponent:	12/1/2019	at Carolina Panthers (kicked by M. Palardy, recovered by J. Carter)

No Punts

By Washington:	11/5/2000	loss at Arizona Cardinals, 16-15
By Opponent:	10/8/2018	loss at New Orleans Saints, 43-19

Successful Fake Punt

By Washington:	11/19/2017	Niles Paul five-yard run at New Orleans Saints
By Opponent:	10/4/2020	Sam Koch 15-yard pass to Miles Boykin vs. Baltimore Ravens

Successful Fake Field Goal

By Washington:	11/15/2009	Hunter Smith 35-yard pass to Mike Sellers vs. Denver Broncos
By Opponent:	10/6/2014	Jon Ryan five-yard run vs. Seattle Seahawks

RECORD WHEN...

RECORD WHEN...

	W-L
Washington Overall	7-9
Washington at FedExField	3-5
Washington on the road	4-4
Washington on Sunday Night	0-0
Washington on Monday Night	0-0
Washington on Thursday Night	0-0
Washington on grass	6-7
Washington on artificial turf	1-2
Washington in a dome	1-2
Washington in September	1-2
Washington in October	1-3
Washington in November	2-2
Washington in December	2-2
Washington in January	1-0
Washington win coin toss	3-2
Washington lose coin toss	4-7
Washington total 0-199 net yards	1-1
Washington total 200-299 net yards	2-0
Washington total 300-399 net yards	4-6
Washington total 400+ net yards	0-2
Washington total 0-99 rushing yards	3-6
Washington total 100-149 rushing yards	1-3
Washington total 150+ rushing yards	3-0
Washington has (a) 100-yard rusher(s)	2-0
Washington total 0-149 passing yards	2-1
Washington total 150-199 passing yards	4-1
Washington total 200-299 passing yards	1-5
Washington total 300+ passing yards	0-2
Washington has a 300-yard passer	0-2

	W-L
Washington score first	3-1
Opponent scores first	4-8
Washington score on first possession	1-0
Washington lead after 1st quarter	4-2
Washington trail after 1st quarter	2-7
Score tied after 1st quarter	1-0
Washington lead at halftime	4-0
Washington trail at halftime	3-9
Score tied at halftime	0-0
Washington lead after 3rd quarter	5-1
Washington trail after 3rd quarter	2-8
Score tied after 3rd quarter	0-0
Washington score under two-minute warning	1-3
Opponent scores under two-minute warning	0-4
Game goes to overtime	0-0
vs. NFC East	4-2
vs. NFC East at home	2-1
vs. NFC East on road	2-1
vs. NFC West	1-3
vs. NFC North	0-1
vs. NFC South	0-1
vs. NFC	5-7
vs. AFC East	0-0
vs. AFC West	0-0
vs. AFC North	2-2
vs. AFC South	0-0
vs. AFC	2-2

	W-L
Washington win time of possession	5-4
Washington lose time of possession	2-5
Time of possession is even	0-0
Washington win turnover battle	7-2
Washington lose turnover battle	0-7
Turnover battle is even	0-0
Washington wears Burgundy pants	0-5
Washington wears Gold pants	0-0
Washington wears White pants	6-4
Washington wears Throwback pants	1-0
Washington wears Burgundy jerseys	3-5
Washington wears White jerseys	3-4
Washington wears Throwback jerseys	1-0
Washington scores 17 points or less	0-5
Opponent scores 17 points or less	7-0
Washington scores 18 points or more	7-5
Opponent scores 18 points or more	0-8

PARTICIPATION

PARTICIPATION																	
Player	**PHI**	**@ARI**	**@CLE**	**BAL**	**LAR**	**@NYG**	**DAL**	**NYG**	**@DET**	**CIN**	**@DAL**	**@PIT**	**@SF**	**SEA**	**CAR**	**@PHI**	GP-GS-DNP-INA
Allen, Jonathan	**DT**	**DT**	**DT**	**DT**	**DT**	**DT**	**DT**	**DT**	**DT**	**DT**	**DT**	**DT**	**DT**	**DT**	**DT**	**DT**	16-16-0-0
Allen, Kyle	DNP	DNP	DNP	DNP	**QB**	**QB**	**QB**	**QB**	INA	IR	IR	IR	IR	IR	IR	IR	4-4-4-1
Anderson, Ryan	SUB	SUB	SUB	SUB	SUB	SUB	SUB	SUB	SUB	INA	INA	INA	INA	IR	IR	IR	9-0-0-4
Apke, Troy	**FS**	**FS**	**FS**	**FS**	**FS**	SUB	SUB	SUB	SUB	**FS**	**FS**	SUB	SUB	SUB	SUB	SUB	16-7-0-0
Badet, Jeff	PS	PS	PS	PS	PS	PS	SUB	SUB	SUB	INA	INA	INA	INA	PS	PS	PS	3-0-0-4
Barber, Peyton	SUB	SUB	SUB	SUB	SUB	SUB	**RB**	SUB	**RB**	SUB	SUB	SUB	SUB	SUB	SUB	SUB	16-2-0-0
Baugh, Marcus	SUB	**TE**	SUB	SUB	INA	INA	PS	PS	PS	PS	PS	PS	SUB	SUB	SUB	SUB	8-1-0-2
Bostic, Jon	**MLB**	**MLB**	**MLB**	**MLB**	**MLB**	**MLB**	**MLB**	**MLB**	**MLB**	SUB	**MLB**	**MLB**	**MLB**	**MLB**	**MLB**	**MLB**	16-15-0-0
Brown, Tony	PS	PS	PS	PS	PS	PS	SUB	INA	PS	PS	PS	PS	PS	PS	PS	PS	1-0-0-1
Charles, Saahdiq	INA	INA	INA	INA	INA	**LG**	IR	IR	IR	IR	IR	IR	IR	IR	IR	IR	1-1-0-5
Christian Sr. Geron	**LT**	**LT**	**LT**	**LT**	**LT**	**LT**	INA	INA	INA	IR	IR	IR	IR	IR	IR	IR	6-6-0-3
Collins, Landon	**SS**	**SS**	**SS**	**SS**	**SS**	**SS**	**SS**	IR	IR	IR	IR	IR	IR	IR	IR	IR	7-7-0-0
Curl, Kamren	SUB	SUB	SUB	**CB**	**CB**	SUB	SUB	**SS**	**SS**	**SS**	**SS**	**SS**	**SS**	**SS**	**SS**	**SS**	16-10-0-0
Darby, Ronald	**CB**	**CB**	**CB**	**CB**	**CB**	**CB**	**CB**	**CB**	**CB**	**CB**	**CB**	**CB**	**CB**	**CB**	**CB**	**CB**	16-16-0-0
Davis Sr., Thomas	INA	DNP	SUB	SUB	SUB	INA	INA	INA	INA	SUB	SUB	SUB	SUB	SUB	INA	INA	8-0-1-7
Everett, Deshazor	SUB	SUB	SUB	SUB	SUB	**FS**	**FS**	**FS**	**FS**	INA	INA	**FS**	**FS**	IR	IR	IR	11-6-0-2
Foster, Robert	NWT	NWT	NWT	NWT	NWT	NWT	INA	INA	INA	SUB	INA	INA	SUB	**WR**	**WR**	INA	4-2-0-6
Fuller, Kendall	INA	INA	**CB**	**CB**	**CB**	**CB**	**CB**	**CB**	**CB**	**CB**	**CB**	**CB**	**CB**	**CB**	**CB**	**CB**	14-14-0-2
Garnett, Joshua	PS	PS	SUB	SUB	SUB	INA	LS	LS	LS	LS	LS	LS	LS	LS	LS	LS	3-0-0-1
Gandy-Golden, Antonio	DNP	SUB	SUB	SUB	**WR**	**WR**	IR	IR	IR	IR	IR	IR	IR	IR	SUB	INA	6-2-1-1
Gibson, Antonio	**RB**	**RB**	SUB	SUB	**RB**	**RB**	SUB	**RB**	SUB	**RB**	**RB**	**RB**	INA	INA	**RB**	**RB**	14-10-0-2
Hamilton, Shaun Dion	**OLB**	SUB	**OLB**	SUB	SUB	SUB	SUB	SUB	SUB	SUB	SUB	SUB	SUB	**OLB**	IR	IR	14-3-0-0
Haskins Jr., Dwayne	**QB**	**QB**	**QB**	**QB**	INA	INA	INA	INA	DNP	DNP	DNP	DNP	SUB	**QB**	**QB**	LS	7-6-4-4
Heinicke, Taylor	NWT	NWT	NWT	NWT	NWT	NWT	NWT	NWT	NWT	NWT	NWT	NWT	PS	DNP	SUB	DNP	1-0-2-0
Hemingway, Temarrick	NWT	NWT	NWT	PS	SUB	SUB	SUB	SUB	SUB	SUB	SUB	SUB	IR	IR	IR	IR	8-0-0-0
Holcomb, Cole	SUB	INA	INA	INA	INA	**OLB**	**OLB**	**OLB**	**OLB**	**OLB**	**OLB**	**OLB**	**OLB**	INA	**OLB**	**OLB**	11-10-0-5
Hopkins, Dustin	SUB	SUB	SUB	SUB	SUB	SUB	SUB	SUB	SUB	SUB	SUB	SUB	SUB	SUB	SUB	SUB	16-0-0-0
Hudson, Khaleke	SUB	SUB	SUB	SUB	SUB	SUB	SUB	SUB	SUB	SUB	SUB	SUB	SUB	**OLB**	**OLB**	SUB	16-2-0-0
Inman, Dontrelle	SUB	SUB	**WR**	**WR**	SUB	SUB	SUB	INA	INA	INA	SUB	SUB	INA	INA	NWT	SUB	10-2-0-5
Ioannidis, Matt	SUB	SUB	SUB	IR	IR	IR	IR	IR	IR	IR	IR	IR	IR	IR	IR	IR	3-0-0-0
Ismael, Keith	DNP	DNP	DNP	DNP	DNP	DNP	DNP	DNP	SUB	SUB	SUB	SUB	SUB	SUB	SUB	SUB	8-0-8-0
Johnson, Danny	SUB	SUB	INA	INA	SUB	SUB	SUB	SUB	SUB	SUB	SUB	SUB	SUB	SUB	SUB	SUB	14-0-0-2
Kerrigan, Ryan	SUB	SUB	SUB	**DE**	SUB	SUB	SUB	SUB	SUB	SUB	SUB	SUB	SUB	SUB	SUB	SUB	16-1-0-0
Kunaszyk, Jordan	PS	PS	PS	PS	PS	PS	PS	PS	SUB	SUB	SUB	INA	INA	SUB	SUB	SUB	6-0-0-2
Lawrence, Devaroe	NWT	NWT	NWT	PS	PS	PS	SUB	PS	PS	PS	PS	PS	PS	PS	PS	PS	1-0-0-0
Leake, Javon	NWT	NWT	NWT	NWT	NWT	NWT	NWT	NWT	NWT	PS	PS	PS	SUB	PS	PS	PS	1-0-0-0
Love, Bryce	INA	INA	INA	IR	IR	IR	IR	IR	IR	IR	IR	IR	IR	IR	IR	IR	0-0-0-3
Lucas, Cornelius	SUB	SUB	SUB	SUB	SUB	SUB	**LT**	**LT**	**LT**	INA	INA	**LT**	**LT**	**LT**	**LT**	**LT**	14-8-0-2
Luke, Cole	PS	PS	PS	PS	PS	PS	PS	PS	PS	SUB	SUB	INA	INA	SUB	SUB	SUB	5-0-0-2
Martin, Wes	**LG**	**LG**	**LG**	**LG**	**LG**	SUB	SUB	SUB	SUB	SUB	SUB	SUB	SUB	SUB	SUB	SUB	16-5-0-0
McKissic, J.D.	**RB**	SUB	**RB**	**RB**	SUB	SUB	SUB	SUB	SUB	SUB	**RB**	SUB	**RB**	**RB**	SUB	**RB**	16-7-0-0
McLaurin, Terry	**WR**	**WR**	**WR**	**WR**	**WR**	**WR**	**WR**	**WR**	**WR**	**WR**	**WR**	**WR**	**WR**	**WR**	INA	**WR**	15-15-0-1
Montez, Steven	PS	PS	PS	PS	PS	PS	PS	PS	PS	PS	PS	PS	PS	DNP	DNP	DNP	0-0-3-0
Moreau, Fabian	SUB	**CB**	SUB	SUB	SUB	SUB	SUB	SUB	SUB	SUB	SUB	SUB	SUB	SUB	SUB	SUB	16-1-0-0
Moreland, Jimmy	**CB**	**CB**	SUB	SUB	SUB	SUB	SUB	SUB	SUB	**CB**	**CB**	SUB	SUB	SUB	SUB	**CB**	16-5-0-0
Moses, Morgan	**RT**	**RT**	**RT**	**RT**	**RT**	**RT**	**RT**	**RT**	**RT**	**LT**	**LT**	**RT**	**RT**	**RT**	**RT**	**RT**	16-16-0-0
Norris, Jared	PS	SUB	SUB	SUB	INA	SUB	SUB	SUB	INA	INA	INA	SUB	SUB	SUB	SUB	SUB	11-0-0-4
Orchard, Nate	PS	PS	PS	SUB	SUB	INA	SUB	NWT	NWT	NWT	NWT	NWT	NWT	NWT	NWT	NWT	3-0-0-1
Payne, Daron	**DT**	**DT**	**DT**	**DT**	**DT**	**DT**	**DT**	**DT**	**DT**	**DT**	**DT**	**DT**	**DT**	**DT**	**DT**	**DT**	16-16-0-0
Pierre-Louis, Kevin	**OLB**	**OLB**	**OLB**	**OLB**	**OLB**	**OLB**	**OLB**	**OLB**	**OLB**	**OLB**	SUB	**OLB**	**OLB**	INA	INA	INA	13-12-0-3
Pierschbacher, Ross	PS	PS	PS	PS	PS	PS	PS	DNP	PS	PS	PS	PS	PS	NWT	NWT	NWT	0-0-1-0
Reaves, Jeremy	PS	PS	PS	PS	PS	PS	PS	SUB	SUB	SUB	SUB	SUB	SUB	**FS**	**FS**	**FS**	7-3-0-0
Roullier, Chase	**C**	**C**	**C**	**C**	**C**	**C**	**C**	**C**	**C**	**C**	**C**	**C**	**C**	**C**	**C**	**C**	16-16-0-0
Scherff, Brandon	**RG**	**RG**	IR	IR	IR	**RG**	**RG**	**RG**	**RG**	**RG**	**RG**	**RG**	**RG**	**RG**	**RG**	**RG**	13-13-0-0
Schweitzer, Wes	SUB	SUB	**RG**	**RG**	**RG**	SUB	**LG**	**LG**	**LG**	**LG**	**LG**	**LG**	**LG**	**LG**	**LG**	**LG**	16-13-0-0
Settle, Tim	SUB	SUB	SUB	SUB	SUB	SUB	SUB	SUB	SUB	SUB	SUB	SUB	SUB	SUB	SUB	SUB	16-0-0-0
Sharpe, David	INA	INA	INA	SUB	DNP	INA	SUB	SUB	SUB	**RT**	**RT**	SUB	INA	SUB	SUB	SUB	10-2-1-5
Sims Jr., Steven	**WR**	**WR**	SUB	INA	IR	IR	IR	SUB	SUB	SUB	SUB	SUB	SUB	SUB	SUB	SUB	12-2-0-1
Sims, Cam	SUB	SUB	SUB	SUB	SUB	SUB	**WR**	**WR**	**WR**	**WR**	**WR**	**WR**	**WR**	**WR**	**WR**	**WR**	16-10-0-0
Smith, Alex	INA	INA	INA	INA	SUB	DNP	DNP	SUB	**QB**	**QB**	**QB**	**QB**	**QB**	INA	INA	**QB**	8-6-2-6
Smith-Williams, James	SUB	SUB	INA	SUB	SUB	SUB	INA	SUB	SUB	SUB	SUB	SUB	SUB	SUB	SUB	SUB	14-0-0-2
Sprinkle, Jeremy	**TE**	SUB	SUB	SUB	**TE**	**TE**	**TE**	**TE**	SUB	SUB	SUB	SUB	SUB	SUB	**TE**	SUB	16-6-0-0
Steinmetz, David	PS	PS	PS	PS	PS	PS	PS	PS	PS	SUB	SUB	PS	SUB	INA	INA	INA	3-0-0-3
Stroman, Greg	SUB	SUB	SUB	SUB	INA	IR	IR	IR	IR	IR	IR	IR	IR	IR	IR	IR	4-0-0-1
Sundberg, Nick	SUB	SUB	SUB	SUB	SUB	SUB	SUB	SUB	SUB	SUB	SUB	SUB	SUB	SUB	SUB	SUB	16-0-0-0
Sweat, Montez	**DE**	**DE**	**DE**	**DE**	**DE**	**DE**	**DE**	**DE**	**DE**	**DE**	**DE**	**DE**	**DE**	**DE**	**DE**	**DE**	16-16-0-0
Thomas, Logan	SUB	**TE**	**TE**	**TE**	**TE**	**TE**	**TE**	**TE**	**TE**	**TE**	**TE**	**TE**	**TE**	**TE**	**TE**	**TE**	16-15-0-0
Toohill, Casey	NWT	NWT	NWT	NWT	NWT	INA	INA	INA	SUB	SUB	SUB	SUB	SUB	SUB	SUB	SUB	8-0-0-3
Way, Tress	SUB	SUB	SUB	SUB	SUB	SUB	SUB	SUB	SUB	SUB	SUB	SUB	SUB	SUB	SUB	SUB	16-0-0-0
Warren, Michael	NWT	NWT	NWT	NWT	NWT	NWT	NWT	NWT	NWT	PS	PS	PS	PS	SUB	PS	NWT	1-0-0-0
Wright, Isaiah	SUB	INA	**WR**	**WR**	SUB	SUB	INA	SUB	**WR**	**WR**	SUB	**WR**	**WR**	SUB	SUB	SUB	14-6-0-2
Young, Chase	**DE**	**DE**	**DE**	INA	**DE**	**DE**	**DE**	**DE**	**DE**	**DE**	**DE**	**DE**	**DE**	**DE**	**DE**	**DE**	15-15-0-1

STARTING LINEUPS

STARTING LINEUPS

OFFENSE

	WR	LT	LG	C	RG	RT	TE	WR	QB	RB	WR/RB/TE
9/13 PHI	T. McLaurin	G. Christian Sr.	W. Martin	C. Roullier	B. Scherff	M. Moses	J. Sprinkle	S. Sims Jr.	D. Haskins Jr.	J. McKissic	A. Gibson
9/20 @ARI	T. McLaurin	G. Christian Sr.	W. Martin	C. Roullier	B. Scherff	M. Moses	L. Thomas	S. Sims Jr.	D. Haskins Jr.	A. Gibson	M. Baugh
9/27 @CLE	T. McLaurin	G. Christian Sr.	W. Martin	C. Roullier	B. Scherff	M. Moses	L. Thomas	D. Inman	D. Haskins Jr.	J. McKissic	I. Wright
10/4 BAL	T. McLaurin	G. Christian Sr.	W. Martin	C. Roullier	W. Schweitzer	M. Moses	L. Thomas	D. Inman	D. Haskins Jr.	J. McKissic	I. Wright
10/11 LAR	T. McLaurin	G. Christian Sr.	W. Martin	C. Roullier	W. Schweitzer	M. Moses	L. Thomas	A. Gandy-Golden	K. Allen	A. Gibson	J. Sprinkle
10/18 @NYG	T. McLaurin	G. Christian Sr.	S. Charles	C. Roullier	B. Scherff	M. Moses	L. Thomas	A. Gandy-Golden	K. Allen	A. Gibson	J. Sprinkle
10/25 DAL	T. McLaurin	C. Lucas	W. Schweitzer	C. Roullier	B. Scherff	M. Moses	L. Thomas	C. Sims	K. Allen	P. Barber	J. Sprinkle
11/8 NYG	T. McLaurin	C. Lucas	W. Schweitzer	C. Roullier	B. Scherff	M. Moses	L. Thomas	C. Sims	K. Allen	A. Gibson	J. Sprinkle
11/15 @DET	T. McLaurin	C. Lucas	W. Schweitzer	C. Roullier	B. Scherff	M. Moses	L. Thomas	C. Sims	A. Smith	P. Barber	I. Wright
11/22 CIN	T. McLaurin	M. Moses	W. Schweitzer	C. Roullier	B. Scherff	D. Sharpe	L. Thomas	C. Sims	A. Smith	A. Gibson	I. Wright
11/26 @DAL	T. McLaurin	M. Moses	W. Schweitzer	C. Roullier	B. Scherff	D. Sharpe	L. Thomas	C. Sims	A. Smith	A. Gibson	J. McKissic
12/7 @PIT	T. McLaurin	C. Lucas	W. Schweitzer	C. Roullier	B. Scherff	M. Moses	L. Thomas	C. Sims	A. Smith	A. Gibson	I. Wright
12/13 @SF	T. McLaurin	C. Lucas	W. Schweitzer	C. Roullier	B. Scherff	M. Moses	L. Thomas	C. Sims	A. Smith	J. McKissic	I. Wright
12/20 SEA	T. McLaurin	C. Lucas	W. Schweitzer	C. Roullier	B. Scherff	M. Moses	L. Thomas	C. Sims	D. Haskins Jr.	J. McKissic	R. Foster
12/27 CAR	R. Foster	C. Lucas	W. Schweitzer	C. Roullier	B. Scherff	M. Moses	L. Thomas	C. Sims	D. Haskins Jr.	A. Gibson	J. Sprinkle
1/3 @PHI	T. McLaurin	C. Lucas	W. Schweitzer	C. Roullier	B. Scherff	M. Moses	L. Thomas	C. Sims	A. Smith	A. Gibson	J. McKissic

DEFENSE

	DE	DT	DT	DE	DL/OLB/DB	MLB/OLB	OLB	CB	CB	SS	FS
9/13 PHI	C. Young	D. Payne	J. Allen	M. Sweat	S. Hamilton	J. Bostic	K. Pierre-Louis	J. Moreland	R. Darby	L. Collins	T. Apke
9/20 @ARI	C. Young	D. Payne	J. Allen	M. Sweat	J. Moreland	J. Bostic	K. Pierre-Louis	F. Moreau	R. Darby	L. Collins	T. Apke
9/27 @CLE	C. Young	D. Payne	J. Allen	M. Sweat	S. Hamilton	J. Bostic	K. Pierre-Louis	K. Fuller	R. Darby	L. Collins	T. Apke
10/4 BAL	R. Kerrigan	D. Payne	J. Allen	M. Sweat	K. Curl	J. Bostic	K. Pierre-Louis	K. Fuller	R. Darby	L. Collins	T. Apke
10/11 LAR	C. Young	D. Payne	J. Allen	M. Sweat	K. Curl	J. Bostic	K. Pierre-Louis	K. Fuller	R. Darby	L. Collins	T. Apke
10/18 @NYG	C. Young	D. Payne	J. Allen	M. Sweat	C. Holcomb	J. Bostic	K. Pierre-Louis	K. Fuller	R. Darby	L. Collins	D. Everett
10/25 DAL	C. Young	D. Payne	J. Allen	M. Sweat	C. Holcomb	J. Bostic	K. Pierre-Louis	K. Fuller	R. Darby	L. Collins	D. Everett
11/8 NYG	C. Young	D. Payne	J. Allen	M. Sweat	C. Holcomb	J. Bostic	K. Pierre-Louis	K. Fuller	R. Darby	K. Curl	D. Everett
11/15 @DET	C. Young	D. Payne	J. Allen	M. Sweat	C. Holcomb	J. Bostic	K. Pierre-Louis	K. Fuller	R. Darby	K. Curl	D. Everett
11/22 CIN	C. Young	D. Payne	J. Allen	M. Sweat	J. Moreland	C. Holcomb	K. Pierre-Louis	K. Fuller	R. Darby	K. Curl	D. Everett
11/26 @DAL	C. Young	D. Payne	J. Allen	M. Sweat	J. Moreland	J. Bostic	C. Holcomb	K. Fuller	R. Darby	K. Curl	T. Apke
12/7 @PIT	C. Young	D. Payne	J. Allen	M. Sweat	C. Holcomb	J. Bostic	K. Pierre-Louis	K. Fuller	R. Darby	K. Curl	D. Everett
12/13 @SF	C. Young	D. Payne	J. Allen	M. Sweat	T. Settle	J. Bostic	C. Holcomb	K. Fuller	R. Darby	K. Curl	D. Everett
12/20 SEA	C. Young	D. Payne	J. Allen	M. Sweat	K. Hudson	J. Bostic	S. Hamilton	K. Fuller	R. Darby	K. Curl	J. Reaves
12/27 CAR	C. Young	D. Payne	J. Allen	M. Sweat	K. Hudson	J. Bostic	C. Holcomb	K. Fuller	R. Darby	K. Curl	J. Reaves
1/3 @PHI	C. Young	D. Payne	J. Allen	M. Sweat	J. Moreland	J. Bostic	C. Holcomb	K. Fuller	R. Darby	K. Curl	J. Reaves

TEAM TOTALS & MISC STATISTICS

WASHINGTON FOOTBALL TEAM

	FIRST DOWNS				TOTAL OFFENSE										INT BY WASHINGTON				PUNTS	PUNT RETURNS				KO RETURNS				PEN.	FUM	SCORING							
	Tot.	Rush	Pass	Pen.	Yds.	Plays	Rush	Att.	Avg.	Pass	Att.	Comp.	Int.	Sk. (Yds.)	No.	Yds.	Long	TD	No.-Avg.	No.	Yds.	Avg.	TD	No.	Yds.	Avg.	TD	No. (Yds.)	No. (L)	TD	Rush	Pass	Ret.	PAT	2-pt.	FG	Poss.
9/13 PHI	18	5	11	2	239	70	80	36	2.2	159	31	17	0	3 19	2	32	32	0	7-47.0	5	17	3.4	0	0	0	0.0	0	7 55	2 0	3	2	1	0	3	0	2	29:21
9/20 @ARI	19	7	10	2	316	60	117	23	5.1	199	33	19	0	4 24	1	1	1	0	6-47.3	2	16	8.0	0	3	42	14.0	0	6 42	2 2	2	1	1	0	0	0	1	26:15
9/27 @CLE	19	6	12	1	309	62	103	22	4.7	206	37	21	3	3 18	0	0	0	0	3-49.0	3	23	7.7	0	0	0	0.0	0	4 40	4 2	3	1	2	0	2	0	0	26:23
10/4 BAL	24	6	17	1	343	70	69	22	3.1	274	45	32	0	3 40	2	0	0	0	5-45.8	1	-3	-3.0	0	2	30	15.0	0	2 20	1 1	2	2	0	0	2	0	1	30:38
10/11 LAR	10	2	5	3	108	52	38	14	2.7	70	30	18	0	8 41	1	0	0	0	10-51.1	2	13	6.5	0	2	48	24.0	0	3 40	2 0	1	1	0	0	1	0	1	24:25
10/18 @NYG	24	6	16	2	337	69	86	24	3.6	251	42	31	1	3 29	1	0	0	0	1-55.0	1	2	2.0	0	4	70	17.5	0	8 50	1 1	2	0	2	0	1	0	2	33:30
10/25 DAL	21	10	8	3	397	66	208	39	5.3	189	25	15	0	2 5	1	0	0	0	2-38.0	1	3	3.0	0	2	39	19.5	0	4 30	0 0	3	1	2	0	2	0	1	36:24
11/8 NYG	19	3	15	1	402	50	37	9	4.1	365	39	29	3	2 22	0	0	0	0	2-55.0	2	12	6.0	0	3	65	21.7	0	6 45	3 2	2	1	1	0	2	0	2	23:33
11/15 @DET	34	8	22	4	464	83	89	26	3.4	375	55	38	0	2 15	0	0	0	0	2-38.5	1	0	0.0	0	5	127	25.4	0	6 58	2 1	3	3	0	0	3	0	2	35:43
11/22 CIN	20	10	9	1	325	61	164	34	4.8	161	25	17	1	2 5	1	0	0	0	5-50.4	2	13	6.5	0	1	25	25.0	0	6 49	1 0	2	1	1	0	2	0	2	30:46
11/26 @DAL	22	14	6	2	338	66	182	36	5.1	256	20	27	1	3 21	1	15	15	1	2-58.5	2	15	7.5	0	2	41	20.5	0	5 53	0 0	5	3	1	0	5	0	2	35:56
12/7 @PIT	18	4	12	2	318	70	45	21	2.1	273	46	31	0	3 23	1	0	0	0	7-46.0	1	9	9.0	0	3	72	24.0	0	9 62	1 0	2	1	1	0	2	0	3	30:26
12/13 @SF	12	5	7	0	193	62	98	28	3.5	95	32	15	1	2 13	1	76	76	1	8-49.8	2	36	18.0	0	0	0	0.0	0	5 30	0 0	2	0	0	0	2	0	3	27:49
12/20 SEA	26	8	16	2	353	79	84	20	4.2	269	55	38	2	4 26	1	0	0	0	4-45.5	2	-1	-0.5	0	2	42	21.0	0	6 41	1 0	2	1	1	0	0	0	1	32:16
12/27 CAR	20	8	10	2	386	69	108	19	5.7	291	47	26	2	3 13	1	12	12	0	3-51.3	1	0	0.0	0	1	22	22.0	0	5 26	2 2	1	0	1	0	1	0	2	24:24
1/3 @PHI	16	6	8	2	248	62	103	27	3.8	145	32	22	2	3 17	2	0	0	0	6-43.5	2	20	10.0	0	1	22	22.0	0	5 56	2 0	2	0	2	0	2	0	2	30:48
TOTALS	**322**	**108**	**184**	**30**	**5076**	**1051**	**1611**	**400**	**4.0**	**3578**	**594**	**396**	**16**	**50 (-291)**	**16**	**136**	**76**	**2**	**73-48.0**	**30**	**175**	**5.8**	**0**	**31**	**645**	**20.8**	**0**	**87 (-697)**	**24 (-11)**	**37**	**18**	**16**	**0**	**30**	**0**	**27**	**30:14**

OPPONENTS

	FIRST DOWNS				TOTAL OFFENSE										INT BY OPPONENTS				PUNTS	PUNT RETURNS				KO RETURNS				PEN.	FUM	SCORING							
	Tot.	Rush	Pass	Pen.	Yds.	Plays	Rush	Att.	Avg.	Pass	Att.	Comp.	Int.	Sk. (Yds.)	No.	Yds.	Long	TD	No.-Avg.	No.	Yds.	Avg.	TD	No.	Yds.	Avg.	TD	No. (Yds.)	No. (L)	TD	Rush	Pass	Ret.	PAT	2-pt.	FG	Poss.
9/13 PHI	19	3	13	3	265	67	57	17	3.4	208	42	24	2	8 62	0	0	0	0	5-53.6	3	14	4.7	0	0	0	0.0	0	3 20	3 1	2	0	2	0	2	0	1	30:39
9/20 @ARI	22	8	13	1	438	73	160	32	5.0	278	38	26	1	3 8	0	0	0	0	4-49.3	2	5	2.5	0	1	0	0.0	0	11 97	1 0	3	2	1	0	3	0	3	33:45
9/27 @CLE	19	6	12	1	300	62	158	37	4.3	142	23	16	0	2 14	3	51	49	0	5-45.8	1	11	11.0	0	1	31	31.0	0	6 50	1 0	4	2	2	0	4	0	2	33:37
10/4 BAL	18	7	10	1	350	56	144	32	4.5	206	21	14	1	1 2	0	0	0	0	3-47.0	3	28	9.3	0	0	0	0.0	0	5 30	0 0	4	2	2	0	4	0	1	29:22
10/11 LAR	20	7	11	2	429	66	129	35	3.7	300	30	21	1	1 9	0	0	0	0	5-41.0	7	31	4.4	0	0	0	0.0	0	5 60	1 0	4	2	2	0	3	0	1	35:35
10/18 @NYG	16	5	8	3	240	46	132	26	5.1	108	19	12	1	1 4	1	19	19	0	2-35.0	0	0	0.0	0	1	12	12.0	0	4 30	0 0	2	0	1	0	2	0	2	26:30
10/25 DAL	12	4	7	1	142	54	83	26	3.2	59	22	11	1	6 55	0	0	0	0	5-43.4	1	0	0.0	0	2	97	48.5	0	6 49	3 0	0	0	0	0	0	0	1	23:36
11/8 NYG	22	12	9	1	350	74	166	35	4.7	184	34	23	0	5 28	3	23	15	0	4-39.5	1	6	6.0	0	1	26	26.0	0	4 40	2 0	2	1	1	0	2	0	3	36:27
11/15 @DET	21	7	12	2	372	55	105	21	5.0	267	33	24	0	1 9	0	0	0	0	4-47.8	1	6	6.0	0	0	0	0.0	0	9 55	0 0	3	0	3	0	3	0	3	24:17
11/22 CIN	18	4	12	2	272	66	70	18	3.9	202	44	25	1	4 31	1	12	12	0	5-48.6	0	0	0.0	0	1	12	12.0	0	3 31	1 1	1	0	1	0	0	0	1	29:14
11/26 @DAL	13	6	6	1	247	57	60	18	3.3	187	35	25	1	3 24	1	43	43	0	2-47.5	1	9	9.0	0	0	0	0.0	0	5 45	1 1	1	0	1	0	1	0	3	24:04
12/7 @PIT	17	1	13	3	326	67	21	14	1.5	305	53	33	1	0 0	0	0	0	0	6-44.3	3	28	9.3	0	1	32	32.0	0	6 45	2 0	2	0	2	0	2	0	1	29:34
12/13 @SF	21	7	13	1	344	76	108	27	4.0	236	45	25	1	4 24	1	0	0	0	9-45.7	3	15	5.0	0	0	0	0.0	0	5 35	2 2	2	1	1	0	1	1	0	32:11
12/20 SEA	16	9	6	1	302	53	181	26	7.0	121	27	18	1	0 0	2	20	20	0	4-50.8	3	19	6.3	0	1	8	8.0	0	4 45	1 0	2	1	1	0	2	0	2	27:44
12/27 CAR	19	7	11	1	280	67	113	35	3.2	197	28	19	1	4 30	2	0	0	0	5-47.0	0	0	0.0	0	1	29	29.0	0	3 35	2 1	3	1	1	0	2	0	0	35:36
1/3 @PHI	16	7	5	4	216	65	118	29	4.1	98	33	13	2	3 21	2	13	13	0	5-45.3	4	18	4.5	0	0	0	0	0	6 41	1 1	2	2	0	0	2	0	0	29:12
TOTALS	**289**	**100**	**161**	**28**	**4873**	**1004**	**1805**	**428**	**4.2**	**3098**	**527**	**329**	**15**	**46 (-321)**	**16**	**181**	**49**	**0**	**73-46.2**	**33**	**190**	**5.8**	**0**	**10**	**247**	**24.7**	**0**	**85 (-708)**	**21 (-5)**	**37**	**14**	**21**	**0**	**33**	**1**	**24**	**29:46**

MISCELLANEOUS GAME-BY-GAME STATS

	Final	Coin Toss	Lead Changes	Score First	Score on 1st Poss.	Score after Q1	Halftime Score	Score after Q3	TOP Advantage	WAS Turnover Margin	WAS AVG. Starting Field Position	OPP AVG. Starting Field Position	More 20+ yard plays	Jersey Color	Pant Color
9/13 PHI	WAS 27-17	PHI (Defer)	2	PHI	PHI 7-0	PHI 10-0	PHI 17-7	PHI 17-14	PHI 30:39	+3	WAS 40	PHI 25	PHI (4)	Burgandy	White
9/20 @ARI	ARI 30-15	ARI (Defer)	0	ARI	ARI 7-0	ARI 14-0	ARI 20-0	ARI 20-3	ARI 33:45	-1	WAS 27	ARI 25	ARI (5)	White	Burgandy
9/27 @CLE	CLE 34-20	WAS (Defer)	3	WAS	0-0	WAS 7-0	CLE 17-7	WAS 20-17	CLE 33:37	-5	WAS 27	CLE 40	WAS (4)	White	Burgandy
10/4 BAL	BAL 31-17	BAL (Defer)	0	BAL	0-0	BAL 7-0	BAL 21-10	BAL 28-10	WAS 30:38	+1	WAS 27	BAL 30	BAL (5)	Burgandy	White
10/11 LAR	LAR 30-10	LAR (Defer)	1	LAR	LAR 6-0	WAS 7-6	LAR 20-10	LAR 23-10	LAR 35:35	+1	WAS 23	LAR 31	LAR (6)	Burgandy	White
10/18 @NYG	NYG 20-19	NYG (Defer)	0	NYG	0-0	NYG 10-0	NYG 13-10	NYG 13-10	WAS 33:30	-1	WAS 24	NYG 35	Even (3)	White	Burgandy
10/25 DAL	WAS 25-3	DAL (Defer)	0	WAS	0-0	WAS 9-3	WAS 22-3	WAS 22-3	WAS 36:24	+1	WAS 28	DAL 24	WAS (4)	Burgandy	White
11/8 NYG	NYG 23-20	WAS (Defer)	0	NYG	0-0	NYG 10-0	NYG 20-3	NYG 23-10	NYG 36:27	-5	WAS 24	NYG 35	WAS (5)	Burgandy	White
11/15 @DET	DET 30-27	DET (Defer)	0	DET	0-0	DET 7-3	DET 17-3	DET 24-10	WAS 35:43	-1	WAS 24	DET 27	WAS (6)	White	Burgandy
11/22 CIN	WAS 20-9	CIN (Defer)	2	WAS	0-0	WAS 7-0	CIN 9-7	WAS 17-9	WAS 30:46	+1	WAS 34	CIN 24	WAS (2)	Throwback	Throwback
11/26 @DAL	WAS 41-16	DAL (Defer)	3	DAL	0-0	WAS 7-3	WAS 17-13	WAS 20-16	WAS 35:56	+1	WAS 40	DAL 31	WAS (4)	Burgandy	White
12/7 @PIT	WAS 23-17	WAS (Defer)	1	PIT	0-0	0-0	PIT 14-3	PIT 14-10	WAS 30:26	+1	WAS 29	PIT 28	WAS (4)	White	White
12/13 @SF	WAS 23-15	WAS (Defer)	1	SF	0-0	SF 7-0	WAS 13-7	WAS 23-7	SF 32:11	+2	WAS 28	SF 28	SF (1)	White	White
12/20 SEA	SEA 20-15	SEA (Defer)	0	SEA	SEA 3-0	SEA 3-0	SEA 13-3	SEA 20-3	WAS 32:16	-1	WAS 19	SEA 30	Even (2)	Burgandy	Burgandy
12/27 CAR	CAR 20-13	CAR (Defer)	0	CAR	0-0	CAR 6-0	CAR 20-3	CAR 20-6	CAR 35:36	-1	WAS 22	CAR 32	WAS (5)	Burgandy	White
1/3 @PHI	WAS 20-14	WAS (Defer)	2	WAS	WAS 7-0	WAS 10-0	WAS 17-14	WAS 17-14	WAS 30:48	+1	WAS 32	PHI 30	PHI (2)	White	White

PASSING STATISTICS

PASSING

11 Alex Smith

	ATT	COM	YDS	PERC	YDS/ATT	TD	INT	LG	SK (YDS)	RATE
9/13 PHI	INA	INA	INA	INA	INA	INA	INA	INA	INA	INA
9/20 @ARI	INA	INA	INA	INA	INA	INA	INA	INA	INA	INA
9/27 @CLE	INA	INA	INA	INA	INA	INA	INA	INA	INA	INA
10/4 BAL	INA	INA	INA	INA	INA	INA	INA	INA	INA	INA
10/11 LAR	17	9	37	52.9%	2.2	0	0	12	6 (31)	58.7
10/18 @NYG	DNP	DNP	DNP	DNP	DNP	DNP	DNP	DNP	DNP	DNP
10/25 DAL	DNP	DNP	DNP	DNP	DNP	DNP	DNP	DNP	DNP	DNP
11/8 NYG	32	24	325	75.0%	10.2	1	3	68	2 (22)	78.3
11/15 @DET	55	38	390	69.1%	7.1	0	0	27	2 (15)	89.2
11/22 CIN	25	17	166	68.0%	6.6	1	1	42	2 (5)	83.1
11/26 @DAL	26	19	149	73.1%	5.7	1	1	20	3 (21)	83.7
12/7 @PIT	46	31	296	67.4%	6.4	1	0	31	3 (23)	92.3
12/13 @SF	19	8	57	42.1%	3.0	0	1	13	1 (5)	27.7
12/20 SEA	INA	INA	INA	INA	INA	INA	INA	INA	INA	INA
12/27 CAR	INA	INA	INA	INA	INA	INA	INA	INA	INA	INA
1/3 @PHI	32	22	162	68.8%	5.1	2	2	18	3 (17)	75.3
TOTALS	**252**	**168**	**1582**	**66.7%**	**6.3**	**6**	**8**	**68**	**22 (139)**	**78.5**

PASSING

8 Kyle Allen

	ATT	COM	YDS	PERC	YDS/ATT	TD	INT	LG	SK (YDS)	RATE
9/13 PHI	DNP	DNP	DNP	DNP	DNP	DNP	DNP	DNP	DNP	DNP
9/20 @ARI	DNP	DNP	DNP	DNP	DNP	DNP	DNP	DNP	DNP	DNP
9/27 @CLE	DNP	DNP	DNP	DNP	DNP	DNP	DNP	DNP	DNP	DNP
10/4 BAL	DNP	DNP	DNP	DNP	DNP	DNP	DNP	DNP	DNP	DNP
10/11 LAR	13	9	74	69.2%	5.7	0	0	18	2 (10)	83.5
10/18 @NYG	42	31	280	73.8%	6.7	2	1	29	3 (29)	97.3
10/25 DAL	25	15	194	60.0%	7.8	2	0	52	2 (5)	111.1
11/8 NYG	7	5	62	71.4%	8.9	0	0	21	0 (0)	98.5
11/15 @DET	INA	INA	INA	INA	INA	INA	INA	INA	INA	INA
11/22 CIN	IR	IR	IR	IR	IR	IR	IR	IR	IR	IR
11/26 @DAL	IR	IR	IR	IR	IR	IR	IR	IR	IR	IR
12/7 @PIT	IR	IR	IR	IR	IR	IR	IR	IR	IR	IR
12/13 @SF	IR	IR	IR	IR	IR	IR	IR	IR	IR	IR
12/20 SEA	IR	IR	IR	IR	IR	IR	IR	IR	IR	IR
12/27 CAR	IR	IR	IR	IR	IR	IR	IR	IR	IR	IR
1/3 @PHI	IR	IR	IR	IR	IR	IR	IR	IR	IR	IR
TOTALS	**87**	**60**	**610**	**69.0%**	**7.0**	**4**	**1**	**52**	**7 (44)**	**99.3**

PASSING

7 Dwayne Haskins Jr.

	ATT	COM	YDS	PERC	YDS/ATT	TD	INT	LG	SK (YDS)	RATE
9/13 PHI	31	17	178	54.8%	5.7	1	0	21	3 (19)	82.5
9/20 @ARI	33	19	223	57.6%	6.8	1	0	30	4 (24)	88.3
9/27 @CLE	37	21	224	56.8%	6.1	2	3	33	3 (18)	58.8
10/4 BAL	45	32	314	71.1%	7.0	0	0	40	3 (40)	90.4
10/11 LAR	INA	INA	INA	INA	INA	INA	INA	INA	INA	INA
10/18 @NYG	INA	INA	INA	INA	INA	INA	INA	INA	INA	INA
10/25 DAL	INA	INA	INA	INA	INA	INA	INA	INA	INA	INA
11/8 NYG	INA	INA	INA	INA	INA	INA	INA	INA	INA	INA
11/15 @DET	DNP	DNP	DNP	DNP	DNP	DNP	DNP	DNP	DNP	DNP
11/22 CIN	DNP	DNP	DNP	DNP	DNP	DNP	DNP	DNP	DNP	DNP
11/26 @DAL	DNP	DNP	DNP	DNP	DNP	DNP	DNP	DNP	DNP	DNP
12/7 @PIT	DNP	DNP	DNP	DNP	DNP	DNP	DNP	DNP	DNP	DNP
12/13 @SF	12	7	51	58.3%	4.3	0	0	13	1 (8)	68.4
12/20 SEA	55	38	295	69.1%	5.4	1	2	30	4 (26)	72.9
12/27 CAR	28	14	154	50.0%	5.5	0	2	50	2 (6)	36.9
1/3 @PHI	NWT	NWT	NWT	NWT	NWT	NWT	NWT	NWT	NWT	NWT
TOTALS	**241**	**148**	**1439**	**61.4%**	**6.0**	**5**	**7**	**40**	**18 (135)**	**73.0**

RUSHING STATISTICS

RUSHING

24 Antonio Gibson

	ATT	YDS	AVG.	LG	TD
9/13 PHI	9	36	4.0	20	0
9/20 @ARI	13	55	4.2	11t	1
9/27 @CLE	9	49	5.4	13	1
10/4 BAL	13	46	3.5	10	1
10/11 LAR	11	27	2.5	6	0
10/18 @NYG	9	30	3.3	8	0
10/25 DAL	20	128	6.4	40	1
11/8 NYG	6	20	3.3	11	1
11/15 @DET	13	45	3.5	12	2
11/22 CIN	16	94	5.9	19	1
11/26 @DAL	20	115	5.8	37t	3
12/7 @PIT	2	14	7.0	13	0
12/13 @SF	INA	INA	INA	INA	INA
12/20 SEA	INA	INA	INA	INA	INA
12/27 CAR	10	61	6.1	22	0
1/3 @PHI	19	75	3.9	13	0
TOTALS	**170**	**795**	**4.7**	**40**	**11**

34 Peyton Barber

	ATT	YDS	AVG.	LG	TD
9/13 PHI	17	29	1.7	8	2
9/20 @ARI	1	1	1.0	1	0
9/27 @CLE	3	6	2.0	3	0
10/4 BAL	3	5	1.7	3	0
10/11 LAR	0	0	0.0	0	0
10/18 @NYG	4	6	1.5	4	0
10/25 DAL	10	34	3.4	11	0
11/8 NYG	0	0	0.0	0	0
11/15 @DET	2	7	3.5	6	0
11/22 CIN	8	28	3.5	11	0
11/26 @DAL	11	57	5.2	15	0
12/7 @PIT	14	23	1.6	5	1
12/13 @SF	12	37	3.1	9	0
12/20 SEA	4	5	1.3	4	0
12/27 CAR	1	10	10.0	10	0
1/3 @PHI	4	10	2.5	3	0
TOTALS	**94**	**258**	**2.7**	**15**	**3**

41 J.D. McKissic

	ATT	YDS	AVG.	LG	TD
9/13 PHI	3	-2	-0.7	1	0
9/20 @ARI	8	53	6.6	13	0
9/27 @CLE	5	15	3.0	7	0
10/4 BAL	2	6	3.0	5	0
10/11 LAR	1	3	3.0	3	0
10/18 @NYG	8	41	5.1	14	0
10/25 DAL	5	35	7.0	12	0
11/8 NYG	3	17	5.7	10	0
11/15 @DET	8	6	0.8	5	1
11/22 CIN	6	43	7.2	14	0
11/26 @DAL	1	6	6.0	6	0
12/7 @PIT	5	8	1.6	8	0
12/13 @SF	11	68	6.2	17	0
12/20 SEA	13	51	3.9	11	0
12/27 CAR	4	15	3.8	9	0
1/3 @PHI	2	0	0.0	0	0
TOTALS	**85**	**365**	**4.3**	**17**	**1**

7 Dwayne Haskins Jr.

	ATT	YDS	AVG.	LG	TD
9/13 PHI	7	17	2.4	21	0
9/20 @ARI	1	8	8.0	8	0
9/27 @CLE	2	2	1.0	2	0
10/4 BAL	3	3	1.0	2	1
10/11 LAR	INA	INA	INA	INA	INA
10/18 @NYG	INA	INA	INA	INA	INA
10/25 DAL	INA	INA	INA	INA	INA
11/8 NYG	INA	INA	INA	INA	INA
11/15 @DET	DNP	DNP	DNP	DNP	DNP
11/22 CIN	DNP	DNP	DNP	DNP	DNP
11/26 @DAL	DNP	DNP	DNP	DNP	DNP
12/7 @PIT	DNP	DNP	DNP	DNP	DNP
12/13 @SF	4	-12	-3.0	-2	0
12/20 SEA	3	28	9.3	12	0
12/27 CAR	0	0	0.0	0	0
1/3 @PHI	NWT	NWT	NWT	NWT	NWT
TOTALS	**20**	**46**	**2.3**	**21**	**1**

RUSHING STATISTICS

RUSHING

8 Kyle Allen

	ATT	YDS	AVG.	LG	TD
9/13 PHI	DNP	DNP	DNP	DNP	DNP
9/20 @ARI	DNP	DNP	DNP	DNP	DNP
9/27 @CLE	DNP	DNP	DNP	DNP	DNP
10/4 BAL	DNP	DNP	DNP	DNP	DNP
10/11 LAR	1	7	7.0	7t	1
10/18 @NYG	2	8	4.0	6	0
10/25 DAL	4	11	2.8	13	0
11/8 NYG	0	0	0.0	0	0
11/15 @DET	INA	INA	INA	INA	INA
11/22 CIN	IR	IR	IR	IR	IR
11/26 @DAL	IR	IR	IR	IR	IR
12/7 @PIT	IR	IR	IR	IR	IR
12/13 @SF	IR	IR	IR	IR	IR
12/20 SEA	IR	IR	IR	IR	IR
12/27 CAR	IR	IR	IR	IR	IR
1/3 @PHI	IR	IR	IR	IR	IR
TOTALS	**7**	**26**	**3.7**	**13**	**1**

11 Alex Smith

	ATT	YDS	AVG.	LG	TD
9/13 PHI	INA	INA	INA	INA	INA
9/20 @ARI	INA	INA	INA	INA	INA
9/27 @CLE	INA	INA	INA	INA	INA
10/4 BAL	INA	INA	INA	INA	INA
10/11 LAR	1	1	1.0	1	0
10/18 @NYG	DNP	DNP	DNP	DNP	DNP
10/25 DAL	DNP	DNP	DNP	DNP	DNP
11/8 NYG	0	0	0.0	0	0
11/15 @DET	2	4	2.0	5	0
11/22 CIN	3	-3	-1.0	-1	0
11/26 @DAL	3	1	0.3	3	0
12/7 @PIT	0	0	0.0	0	0
12/13 @SF	0	0	0.0	0	0
12/20 SEA	INA	INA	INA	INA	INA
12/27 CAR	INA	INA	INA	INA	INA
1/3 @PHI	1	0	0.0	0	0
TOTALS	**10**	**3**	**0.3**	**5**	**0**

RECEIVING STATISTICS

RECEIVING

17 Terry McLaurin

	REC	YDS	AVG.	LG	TD
9/13 PHI	5	61	12.2	21	0
9/20 @ARI	7	125	17.9	26	1
9/27 @CLE	4	83	20.8	33	0
10/4 BAL	10	118	11.8	39	0
10/11 LAR	3	26	8.7	12	0
10/18 @NYG	7	74	10.6	20	0
10/25 DAL	7	90	12.9	52	1
11/8 NYG	7	115	16.4	68	1
11/15 @DET	7	95	13.6	27	0
11/22 CIN	5	84	16.8	42	0
11/26 @DAL	7	92	13.1	28	0
12/7 @PIT	2	14	7.0	12	0
12/13 @SF	2	24	12.0	13	0
12/20 SEA	7	77	11.0	30	0
12/27 CAR	INA	INA	INA	INA	INA
1/3 @PHI	7	40	5.7	11	1
TOTALS	**87**	**1118**	**12.9**	**68**	**4**

82 Logan Thomas

	REC	YDS	AVG.	LG	TD
9/13 PHI	4	37	9.3	19	1
9/20 @ARI	4	26	6.5	10	0
9/27 @CLE	4	31	7.8	14	0
10/4 BAL	1	8	8.0	8	0
10/11 LAR	1	4	4.0	4	0
10/18 @NYG	3	42	14.0	29	1
10/25 DAL	4	60	15.0	26	1
11/8 NYG	3	28	9.3	14	0
11/15 @DET	4	66	16.5	27	0
11/22 CIN	2	6	3.0	6	0
11/26 @DAL	4	20	5.0	6	0
12/7 @PIT	9	98	10.9	30	1
12/13 @SF	6	43	7.2	12	0
12/20 SEA	13	101	7.8	20	0
12/27 CAR	7	63	9.0	19	0
1/3 @PHI	3	37	12.3	18	1
TOTALS	**72**	**670**	**9.3**	**30**	**5**

15 Steven Sims Jr.

	REC	YDS	AVG.	LG	TD
9/13 PHI	3	50	16.7	19	0
9/20 @ARI	3	53	17.7	30	0
9/27 @CLE	0	0	0.0	0	0
10/4 BAL	INA	INA	INA	INA	INA
10/11 LAR	IR	IR	IR	IR	IR
10/18 @NYG	IR	IR	IR	IR	IR
10/25 DAL	IR	IR	IR	IR	IR
11/8 NYG	1	4	4.0	4	0
11/15 @DET	5	46	9.2	23	0
11/22 CIN	3	13	4.3	7	1
11/26 @DAL	1	8	8.0	8	0
12/7 @PIT	4	17	4.3	9	0
12/13 @SF	1	5	5.0	5	0
12/20 SEA	1	11	11.0	11	0
12/27 CAR	4	52	13.0	23	0
1/3 @PHI	1	6	6.0	6	0
TOTALS	**27**	**265**	**9.8**	**30**	**1**

80 Dontrelle Inman

	REC	YDS	AVG.	LG	TD
9/13 PHI	2	21	10.5	11	0
9/20 @ARI	2	17	8.5	14	0
9/27 @CLE	3	38	12.7	17t	2
10/4 BAL	4	29	7.3	13	0
10/11 LAR	1	-2	-2.0	-2	0
10/18 @NYG	5	45	9.0	15	0
10/25 DAL	0	0	0.0	0	0
11/8 NYG	INA	INA	INA	INA	INA
11/15 @DET	INA	INA	INA	INA	INA
11/22 CIN	INA	INA	INA	INA	INA
11/26 @DAL	1	15	15.0	15	0
12/7 @PIT	0	0	0.0	0	0
12/13 @SF	0	0	0.0	0	0
12/20 SEA	INA	INA	INA	INA	INA
12/27 CAR	NWT	NWT	NWT	NWT	NWT
1/3 @PHI	0	0	0.0	0	0
TOTALS	**18**	**163**	**9.1**	**17t**	**2**

24 Antonio Gibson

	REC	YDS	AVG.	LG	TD
9/13 PHI	2	8	4.0	6	0
9/20 @ARI	1	-3	-3.0	-3	0
9/27 @CLE	3	11	3.7	12	0
10/4 BAL	4	82	20.5	40	0
10/11 LAR	5	24	4.8	18	0
10/18 @NYG	4	25	6.3	10	0
10/25 DAL	0	0	0.0	0	0
11/8 NYG	3	35	11.7	21	0
11/15 @DET	4	20	5.0	13	0
11/22 CIN	1	10	10.0	10	0
11/26 @DAL	5	21	4.2	7	0
12/7 @PIT	0	0	0.0	0	0
12/13 @SF	INA	INA	INA	INA	INA
12/20 SEA	INA	INA	INA	INA	INA
12/27 CAR	3	8	2.7	7	0
1/3 @PHI	1	6	6.0	6	0
TOTALS	**36**	**247**	**6.9**	**40**	**0**

41 J.D. McKissic

	REC	YDS	AVG.	LG	TD
9/13 PHI	1	1	1.0	1	0
9/20 @ARI	0	0	0.0	0	0
9/27 @CLE	3	37	12.3	26	0
10/4 BAL	7	40	5.7	12	0
10/11 LAR	6	46	7.7	12	0
10/18 @NYG	6	43	7.2	13	0
10/25 DAL	2	16	8.0	9	0
11/8 NYG	9	65	7.2	11	0
11/15 @DET	7	43	6.1	9	0
11/22 CIN	3	26	8.7	11	0
11/26 @DAL	2	21	10.5	12	0
12/7 @PIT	10	70	7.0	16	0
12/13 @SF	2	18	9.0	13	0
12/20 SEA	9	56	6.2	13	1
12/27 CAR	8	77	9.6	29	1
1/3 @PHI	5	30	6.0	10	0
TOTALS	**80**	**589**	**7.4**	**29**	**2**

RECEIVING STATISTICS

89 Cam Sims

	REC	YDS	AVG.	LG	TD
9/13 PHI	0	0	0.0	0	0
9/20 @ARI	0	0	0.0	0	0
9/27 @CLE	0	0	0.0	0	0
10/4 BAL	2	17	8.5	9	0
10/11 LAR	0	0	0.0	0	0
10/18 @NYG	1	22	22.0	22t	1
10/25 DAL	1	22	22.0	22	0
11/8 NYG	3	110	36.7	45	0
11/15 @DET	4	54	13.5	19	0
11/22 CIN	2	20	10.0	12	0
11/26 @DAL	0	0	0.0	0	0
12/7 @PIT	5	92	18.4	31	0
12/13 @SF	1	8	8.0	8	0
12/20 SEA	5	26	5.2	10	0
12/27 CAR	3	63	21.0	50	0
1/3 @PHI	5	43	8.6	16	0
TOTALS	**32**	**477**	**14.9**	**50**	**1**

DEFENSIVE LINE STATISTICS

DEFENSIVE LINE

99 Chase Young

	TOT	SOLO	ASST.	SACKS/YDS	TFL	INT.	FR	FF
9/13 PHI	4	2	2	1.5/4.5	0	0	0	1
9/20 @ARI	4	4	0	1.0/1	2	0	0	0
9/27 @CLE	0	0	0	0/0	0	0	0	0
10/4 BAL	INA	INA	INA	INA	INA	INA	INA	INA
10/11 LAR	2	2	0	0/0	1	0	0	0
10/18 @NYG	2	1	1	0/0	1	0	0	0
10/25 DAL	6	5	1	0/0	1	0	0	0
11/8 NYG	1	1	0	1.0/0	0	0	0	0
11/15 @DET	2	2	0	0/0	0	0	0	0
11/22 CIN	3	2	1	0/0	0	0	0	1
11/26 @DAL	2	2	0	1.0/9	2	0	0	0
12/7 @PIT	2	2	0	0/0	0	0	0	0
12/13 @SF	6	2	4	1.0/8	1	0	1	1
12/20 SEA	3	1	2	0/0	0	0	0	0
12/27 CAR	4	3	1	1.0/7	1	0	1	1
1/3 @PHI	2	2	0	1.0/5	1	0	0	0
TOTALS	**43**	**31**	**12**	**7.5/34.5**	**10**	**0**	**2**	**4**

91 Ryan Kerrigan

	TOT	SOLO	ASST.	SACKS/YDS	TFL	INT.	FR	FF
9/13 PHI	2	2	0	2.0/20	2	0	1	0
9/20 @ARI	0	0	0	0/0	0	0	0	
9/27 @CLE	3	1	2	0/0	0	0	0	0
10/4 BAL	0	0	0	0/0	0	0	0	0
10/11 LAR	0	0	0	0/0	0	0	0	0
10/18 @NYG	1	1	0	1.0/4	1	0	0	0
10/25 DAL	2	1	1	1.0/9	1	0	0	0
11/8 NYG	1	0	1	0.5/3	0	0	0	0
11/15 @DET	0	0	0	0/0	0	0	0	0
11/22 CIN	3	3	0	1.0/7	1	0	0	0
11/26 @DAL	0	0	0	0/0	0	0	0	0
12/7 @PIT	1	0	1	0/0	0	0	0	0
12/13 @SF	1	0	1	0/0	0	0	0	0
12/20 SEA	0	0	0	0/0	0	0	0	0
12/27 CAR	1	0	1	0/0	0	0	0	0
1/3 @PHI	2	1	1	0/0	0	0	0	0
TOTALS	**17**	**9**	**8**	**5.5/43**	**5**	**0**	**1**	**0**

93 Jonathan Allen

	TOT	SOLO	ASST.	SACKS/YDS	TFL	INT.	FR	FF
9/13 PHI	3	1	2	0.5/6.5	0	0	0	0
9/20 @ARI	4	4	0	0/0	0	0	0	0
9/27 @CLE	9	7	2	1.0/5	1	0	0	0
10/4 BAL	3	1	2	0/0	0	0	0	0
10/11 LAR	8	5	3	0/0	0	0	0	0
10/18 @NYG	2	2	0	0/0	1	0	0	0
10/25 DAL	2	2	0	0/0	1	0	0	0
11/8 NYG	4	2	2	0.5/3	0	0	0	0
11/15 @DET	3	3	0	0/0	0	0	0	0
11/22 CIN	3	0	3	0/0	0	0	0	0
11/26 @DAL	4	1	3	0/0	0	0	1	0
12/7 @PIT	0	0	0	0/0	0	0	0	0
12/13 @SF	3	3	0	0/0	0	0	0	0
12/20 SEA	2	0	2	0/0	0	0	0	0
12/27 CAR	7	5	2	0/0	0	0	0	0
1/3 @PHI	6	4	2	0/0	0	0	0	0
TOTALS	**63**	**40**	**23**	**2.0/13.5**	**3**	**0**	**1**	**0**

96 James Smith-Williams

	TOT	SOLO	ASST.	SACKS/YDS	TFL	INT.	FR	FF
9/13 PHI	0	0	0	0/0	0	0	0	0
9/20 @ARI	1	1	0	0/0	0	0	0	0
9/27 @CLE	INA	INA	INA	INA	INA	INA	INA	INA
10/4 BAL	2	2	0	0/0	1	0	0	0
10/11 LAR	1	1	0	0/0	1	0	0	0
10/18 @NYG	0	0	0	0/0	0	0	0	0
10/25 DAL	INA	INA	INA	INA	INA	INA	INA	INA
11/8 NYG	0	0	0	0/0	0	0	0	0
11/15 @DET	0	0	0	0/0	0	0	0	0
11/22 CIN	2	1	1	0.5/2.5	2	0	0	0
11/26 @DAL	0	0	0	0/0	0	0	0	0
12/7 @PIT	1	1	0	0/0	0	0	0	0
12/13 @SF	1	1	0	0/0	1	0	0	0
12/20 SEA	0	0	0	0/0	0	0	0	0
12/27 CAR	0	0	0	0/0	0	0	0	0
1/3 @PHI	0	0	0	0/0	0	0	0	0
TOTALS	**8**	**7**	**1**	**0.5/2.5**	**5**	**0**	**0**	**0**

94 Daron Payne

	TOT	SOLO	ASST.	SACKS/YDS	TFL	INT.	FR	FF
9/13 PHI	2	0	2	0.5/1.5	0	0	1	0
9/20 @ARI	0	0	0	0/0	0	0	0	0
9/27 @CLE	5	3	2	0/0	1	0	0	0
10/4 BAL	5	1	4	0/0	0	0	0	0
10/11 LAR	4	2	2	0/0	0	0	0	0
10/18 @NYG	5	4	1	0/0	1	0	0	0
10/25 DAL	1	1	0	0/0	0	0	0	0
11/8 NYG	7	5	2	0/0	1	0	0	0
11/15 @DET	2	0	2	0/0	0	0	0	0
11/22 CIN	2	0	2	0/0	0	0	0	0
11/26 @DAL	3	0	3	0.5/4	0	0	0	1
12/7 @PIT	5	4	1	0/0	2	0	0	0
12/13 @SF	5	1	4	1.0/2	0	0	1	1
12/20 SEA	1	1	0	0/0	0	0	0	0
12/27 CAR	4	3	1	1/9	2	0	0	0
1/3 @PHI	2	2	0	0/0	0	0	0	0
TOTALS	**53**	**27**	**26**	**2.0/7.5**	**7**	**0**	**2**	**2**

90 Montez Sweat

	TOT	SOLO	ASST.	SACKS/YDS	TFL	INT.	FR	FF
9/13 PHI	2	2	0	1.0/12	2	0	0	0
9/20 @ARI	1	1	0	0/0	0	0	0	0
9/27 @CLE	4	3	1	1.0/9	2	0	0	0
10/4 BAL	1	1	0	0/0	0	0	0	0
10/11 LAR	8	4	4	1.0/9	0	0	0	1
10/18 @NYG	2	2	0	0/0	1	0	0	0
10/25 DAL	3	2	1	2.0/20	1	0	0	0
11/8 NYG	1	0	1	0/0	0	0	0	0
11/15 @DET	1	0	1	0/0	0	0	0	0
11/22 CIN	3	2	1	1.0/8	1	0	0	0
11/26 @DAL	2	0	2	0/0	0	1	0	0
12/7 @PIT	4	3	1	0/0	1	0	0	0
12/13 @SF	5	5	0	1.0/5	2	0	0	0
12/20 SEA	1	0	1	0/0	0	0	0	0
12/27 CAR	2	1	1	1.0/7	1	0	0	0
1/3 @PHI	5	4	1	1.0/13	1	0	0	0
TOTALS	**45**	**30**	**15**	**9.0/83**	**12**	**1**	**0**	**1**

DEFENSIVE LINE STATISTICS

52 Ryan Anderson

	TOT	SOLO	ASST.	SACKS/YDS	TFL	INT.	FR	FF
9/13 PHI	1	0	1	0/0	0	0	0	0
9/20 @ARI	0	0	0	0/0	0	0	0	0
9/27 @CLE	3	1	2	0/0	0	0	0	0
10/4 BAL	1	1	0	0/0	1	0	0	0
10/11 LAR	0	0	0	0/0	0	0	0	0
10/18 @NYG	0	0	0	0/0	0	0	0	0
10/25 DAL	1	1	0	0/0	0	0	0	0
11/8 NYG	1	1	0	0/0	0	0	0	0
11/15 @DET	0	0	0	0/0	0	0	0	0
11/22 CIN	INA	INA	INA	INA	INA	INA	INA	INA
11/26 @DAL	INA	INA	INA	INA	INA	INA	INA	INA
12/7 @PIT	INA	INA	INA	INA	INA	INA	INA	INA
12/13 @SF	IR	IR	IR	IR	IR	IR	IR	IR
12/20 SEA	IR	IR	IR	IR	IR	IR	IR	IR
12/27 CAR	IR	IR	IR	IR	IR	IR	IR	IR
1/3 @PHI	IR	IR	IR	IR	IR	IR	IR	IR
TOTALS	**7**	**4**	**3**	**0.0/0**	**1**	**0**	**0**	**0**

97 Tim Settle

	TOT	SOLO	ASST.	SACKS/YDS	TFL	INT.	FR	FF
9/13 PHI	0	0	0	0/0	0	0	0	0
9/20 @ARI	2	2	0	0/0	0	0	0	0
9/27 @CLE	3	2	1	0/0	0	0	0	0
10/4 BAL	2	1	1	1.0/2	1	0	0	0
10/11 LAR	3	2	1	0/0	0	0	0	0
10/18 @NYG	1	1	0	0/0	0	0	0	0
10/25 DAL	1	1	0	1.0/9	1	0	0	0
11/8 NYG	1	1	0	1.0/4	1	0	0	0
11/15 @DET	2	1	1	0/0	0	0	0	0
11/22 CIN	1	1	0	1.0/11	1	0	0	0
11/26 @DAL	1	1	0	1.0/7	1	0	0	0
12/7 @PIT	1	0	1	0/0	0	0	0	0
12/13 @SF	0	0	0	0/0	0	0	0	0
12/20 SEA	0	0	0	0/0	0	0	0	0
12/27 CAR	1	1	0	0/0	0	0	0	0
1/3 @PHI	0	0	0	0/0	0	0	0	0
TOTALS	**19**	**14**	**5**	**5.0/33**	**5**	**0**	**0**	**0**

LINEBACKER STATISTICS

LINEBACKERS

53 Jon Bostic

	TOT	SOLO	ASST.	SACKS/YDS	TFL	INT.	FR	FF
9/13 PHI	8	5	3	1.0/9.0	1	0	0	0
9/20 @ARI	7	5	2	1.0/7.0	1	0	0	0
9/27 @CLE	9	7	2	0/0	1	0	0	0
10/4 BAL	14	6	8	0/0	0	0	0	0
10/11 LAR	5	2	3	0/0	0	0	0	0
10/18 @NYG	4	2	2	0/0	0	0	0	0
10/25 DAL	6	4	2	0/0	0	0	0	0
11/8 NYG	7	2	5	0/0	0	0	0	0
11/15 @DET	7	4	3	0/0	0	0	0	0
11/22 CIN	3	3	0	0/0	1	0	0	0
11/26 @DAL	7	4	3	0/0	0	0	0	0
12/7 @PIT	10	4	6	0/0	0	1	0	0
12/13 @SF	10	4	6	0/0	0	0	0	0
12/20 SEA	6	3	3	0/0	0	0	0	0
12/27 CAR	8	4	4	0/0	1	0	0	0
1/3 @PHI	8	4	4	1.0/3	1	0	0	0
TOTALS	**119**	**63**	**56**	**3.0/19.0**	**6**	**1**	**0**	**0**

54 Kevin Pierre-Louis

	TOT	SOLO	ASST.	SACKS/YDS	TFL	INT.	FR	FF
9/13 PHI	4	3	1	0/0	0	0	0	0
9/20 @ARI	15	10	5	0/0	0	0	0	1
9/27 @CLE	4	1	3	0/0	0	0	0	0
10/4 BAL	6	4	2	0/0	0	0	0	0
10/11 LAR	5	2	3	0/0	0	0	0	0
10/18 @NYG	4	2	2	0/0	0	0	0	0
10/25 DAL	3	2	1	0/0	0	0	0	0
11/8 NYG	2	2	0	0/0	0	0	0	0
11/15 @DET	2	2	0	0/0	0	0	0	0
11/22 CIN	6	4	2	0/0	1	0	0	0
11/26 @DAL	0	0	0	0/0	0	0	0	0
12/7 @PIT	3	3	0	0/0	1	0	0	0
12/13 @SF	1	1	0	1.0/9	1	0	0	0
12/20 SEA	INA	INA	INA	INA	INA	INA	INA	INA
12/27 CAR	INA	INA	INA	INA	INA	INA	INA	INA
1/3 @PHI	INA	INA	INA	INA	INA	INA	INA	INA
TOTALS	**55**	**36**	**19**	**1.0/9**	**3**	**0**	**0**	**1**

51 Shaun Dion Hamilton

	TOT	SOLO	ASST.	SACKS/YDS	TFL	INT.	FR	FF
9/13 PHI	2	0	2	0/0	0	0	0	0
9/20 @ARI	2	2	0	0/0	0	0	0	0
9/27 @CLE	3	3	0	0/0	0	0	0	0
10/4 BAL	2	1	1	0/0	0	0	0	0
10/11 LAR	0	0	0	0/0	0	0	0	0
10/18 @NYG	0	0	0	0/0	0	0	0	0
10/25 DAL	0	0	0	0/0	0	0	0	0
11/8 NYG	2	2	0	0/0	0	0	0	0
11/15 @DET	1	1	0	0/0	1	0	0	0
11/22 CIN	0	0	0	0/0	1	0	0	0
11/26 @DAL	1	0	1	0/0	0	0	0	0
12/7 @PIT	0	0	0	0/0	0	0	0	0
12/13 @SF	3	1	2	0/0	0	0	0	0
12/20 SEA	4	3	1	0/0	1	0	0	0
12/27 CAR	IR	IR	IR	IR	IR	IR	IR	IR
1/3 @PHI	IR	IR	IR	IR	IR	IR	IR	IR
TOTALS	**20**	**13**	**7**	**0/0**	**3**	**0**	**0**	**0**

55 Cole Holcomb

	TOT	SOLO	ASST.	SACKS/YDS	TFL	INT.	FR	FF
9/13 PHI	0	0	0	0/0	0	0	0	0
9/20 @ARI	INA	INA	INA	INA	INA	INA	INA	INA
9/27 @CLE	INA	INA	INA	INA	INA	INA	INA	INA
10/4 BAL	INA	INA	INA	INA	INA	INA	INA	INA
10/11 LAR	INA	INA	INA	INA	INA	INA	INA	INA
10/18 @NYG	6	5	1	0/0	1	0	0	0
10/25 DAL	4	3	1	1.0/8	1	0	0	0
11/8 NYG	7	3	4	0/0	1	0	0	0
11/15 @DET	6	4	2	0/0	0	0	0	0
11/22 CIN	2	1	1	0/0	0	0	0	0
11/26 @DAL	10	6	4	0.5/4	1	0	0	0
12/7 @PIT	9	4	5	0/0	1	0	0	0
12/13 @SF	8	5	3	0/0	0	0	0	0
12/20 SEA	INA	INA	INA	INA	INA	INA	INA	INA
12/27 CAR	11	6	5	1/7	1	0	0	0
1/3 @PHI	7	6	1	0/0	0	0	0	0
TOTALS	**70**	**43**	**27**	**1.5/12**	**6**	**0**	**0**	**0**

DEFENSIVE BACKS STATISTICS

DEFENSIVE BACKS

30 Troy Apke

	TOT	SOLO	ASST.	SACKS/YDS	PD	INT.	FR	FF
9/13 PHI	8	4	4	0/0	0	0	0	0
9/20 @ARI	5	5	0	0/0	0	0	0	0
9/27 @CLE	4	4	0	0/0	1	0	0	0
10/4 BAL	2	1	1	0/0	1	0	0	0
10/11 LAR	5	4	1	0/0	0	0	0	0
10/18 @NYG	0	0	0	0/0	0	0	0	0
10/25 DAL	0	0	0	0/0	0	0	0	0
11/8 NYG	0	0	0	0/0	0	0	0	0
11/15 @DET	1	1	0	0/0	0	0	0	0
11/22 CIN	3	2	1	0/0	0	0	0	0
11/26 @DAL	3	3	0	0/0	0	0	0	0
12/7 @PIT	0	0	0	0/0	0	0	0	0
12/13 @SF	0	0	0	0/0	0	0	0	0
12/20 SEA	0	0	0	0/0	0	0	0	0
12/27 CAR	0	0	0	0/0	0	0	0	0
1/3 @PHI	0	0	0	0/0	0	0	0	0
TOTALS	**31**	**24**	**7**	**0/0**	**2**	**0**	**0**	**0**

20 Jimmy Moreland

	TOT	SOLO	ASST.	SACKS/YDS	PD	INT.	FR	FF
9/13 PHI	6	5	1	0/0	1	1	0	0
9/20 @ARI	6	6	0	0/0	0	0	0	0
9/27 @CLE	1	0	1	0/0	0	0	0	0
10/4 BAL	1	0	1	0/0	0	0	0	0
10/11 LAR	1	1	0	0/0	0	0	0	0
10/18 @NYG	3	2	1	0/0	0	0	0	0
10/25 DAL	2	2	0	0/0	0	0	0	0
11/8 NYG	3	3	0	0/0	0	0	0	0
11/15 @DET	0	0	0	0/0	0	0	0	0
11/22 CIN	2	1	1	0.5/2.5	0	0	0	0
11/26 @DAL	5	4	1	0/0	0	0	0	0
12/7 @PIT	4	3	1	0/0	0	0	0	0
12/13 @SF	0	0	0	0/0	0	0	0	0
12/20 SEA	5	2	3	0/0	0	0	0	0
12/27 CAR	3	2	1	0/0	0	0	0	1
1/3 @PHI	1	1	0	0/0	0	0	0	0
TOTALS	**43**	**32**	**11**	**0.5/2.5**	**1**	**1**	**0**	**1**

26 Landon Collins

	TOT	SOLO	ASST.	SACKS/YDS	PD	INT.	FR	FF
9/13 PHI	5	4	1	0/0	0	0	0	0
9/20 @ARI	5	5	0	1/0	1	1	0	0
9/27 @CLE	4	2	2	0/0	0	0	0	0
10/4 BAL	8	4	4	0/0	0	0	0	0
10/11 LAR	10	4	6	0/0	0	0	0	0
10/18 @NYG	5	3	2	0/0	0	0	0	0
10/25 DAL	4	2	2	1.0/16	0	0	0	1
11/8 NYG	IR	IR	IR	IR	IR	IR	IR	IR
11/15 @DET	IR	IR	IR	IR	IR	IR	IR	IR
11/22 CIN	IR	IR	IR	IR	IR	IR	IR	IR
11/26 @DAL	IR	IR	IR	IR	IR	IR	IR	IR
12/7 @PIT	IR	IR	IR	IR	IR	IR	IR	IR
12/13 @SF	IR	IR	IR	IR	IR	IR	IR	IR
12/20 SEA	IR	IR	IR	IR	IR	IR	IR	IR
12/27 CAR	IR	IR	IR	IR	IR	IR	IR	IR
1/3 @PHI	IR	IR	IR	IR	IR	IR	IR	IR
TOTALS	**41**	**24**	**17**	**2.0/16**	**1**	**1**	**0**	**1**

23 Ronald Darby

	TOT	SOLO	ASST.	SACKS/YDS	PD	INT.	FR	FF
9/13 PHI	4	2	2	0/0	1	0	0	0
9/20 @ARI	3	3	0	0/0	0	0	0	0
9/27 @CLE	3	2	1	0/0	0	0	0	0
10/4 BAL	3	2	1	0/0	0	0	0	0
10/11 LAR	5	4	1	0/0	1	0	0	0
10/18 @NYG	1	1	0	0/0	0	0	0	0
10/25 DAL	5	4	1	0/0	1	0	0	0
11/8 NYG	7	6	1	0/0	0	0	0	0
11/15 @DET	3	3	0	0/0	0	0	0	0
11/22 CIN	6	5	1	0/0	4	0	1	0
11/26 @DAL	2	2	0	0/0	2	0	0	0
12/7 @PIT	3	3	0	0/0	1	0	0	0
12/13 @SF	2	1	1	0/0	2	0	0	0
12/20 SEA	4	3	1	0/0	0	0	0	0
12/27 CAR	3	2	1	0/0	3	0	0	0
1/3 @PHI	0	0	0	0/0	1	0	0	0
TOTALS	**54**	**43**	**11**	**0/0**	**16**	**0**	**1**	**0**

25 Fabian Moreau

	TOT	SOLO	ASST.	SACKS/YDS	PD	INT.	FR	FF
9/13 PHI	1	0	1	0/0	1	1	0	0
9/20 @ARI	2	1	1	0/0	0	0	0	0
9/27 @CLE	0	0	0	0/0	0	0	0	0
10/4 BAL	1	1	0	0/0	0	0	0	0
10/11 LAR	0	0	0	0/0	0	0	0	0
10/18 @NYG	0	0	0	0/0	0	0	0	0
10/25 DAL	0	0	0	0/0	0	0	0	0
11/8 NYG	0	0	0	0/0	0	0	0	0
11/15 @DET	0	0	0	0/0	0	0	0	0
11/22 CIN	2	2	0	0/0	1	1	0	0
11/26 @DAL	0	0	0	0/0	0	0	0	0
12/7 @PIT	0	0	0	0/0	0	0	0	0
12/13 @SF	0	0	0	0/0	0	0	0	0
12/20 SEA	0	0	0	0/0	0	0	0	0
12/27 CAR	0	0	0	0/0	0	0	0	0
1/3 @PHI	1	1	0	0/0	1	0	0	0
TOTALS	**7**	**5**	**2**	**0/0**	**3**	**2**	**0**	**0**

31 Kamren Curl

	TOT	SOLO	ASST.	SACKS/YDS	PD	INT.	FR	FF
9/13 PHI	3	2	1	0/0	0	1	0	0
9/20 @ARI	2	2	0	0/0	0	0	0	0
9/27 @CLE	2	2	0	0/0	0	0	0	0
10/4 BAL	3	1	2	0/0	0	0	0	0
10/11 LAR	3	1	2	0/0	0	0	0	0
10/18 @NYG	1	1	0	0/0	0	0	0	0
10/25 DAL	3	3	0	0/0	0	0	0	0
11/8 NYG	11	6	5	1.0/7	0	0	0	0
11/15 @DET	8	6	2	1.0/9	0	0	0	0
11/22 CIN	9	5	4	0/0	0	0	0	0
11/26 @DAL	8	5	3	0/0	0	0	0	0
12/7 @PIT	8	7	1	0/0	0	0	0	0
12/13 @SF	7	7	0	0/0	2	1	0	0
12/20 SEA	8	6	2	0/0	0	0	0	0
12/27 CAR	9	6	3	0/0	1	1	0	0
1/3 @PHI	3	3	0	0/0	1	1	0	0
TOTALS	**88**	**63**	**25**	**2.0/16**	**4**	**4**	**0**	**0**

DEFENSIVE BACKS STATISTICS

DEFENSIVE BACKS

29 Kendall Fuller

	TOT	SOLO	ASST.	SACKS/YDS	PD	INT.	FR	FF
9/13 PHI	INA	INA	INA	INA	INA	INA	INA	INA
9/20 @ARI	INA	INA	INA	INA	INA	INA	INA	INA
9/27 @CLE	1	1	0	0/0	0	0	0	0
10/4 BAL	1	0	1	0/0	2	2	0	0
10/11 LAR	4	4	0	0/0	2	1	0	0
10/18 @NYG	0	0	0	0/0	1	1	0	0
10/25 DAL	2	2	0	0/0	0	0	0	0
11/8 NYG	6	5	1	0/0	0	0	0	0
11/15 @DET	8	6	2	0/0	0	0	0	0
11/22 CIN	2	2	0	0/0	2	0	0	0
11/26 @DAL	2	2	0	0/0	0	0	0	0
12/7 @PIT	3	3	0	0/0	0	0	0	0
12/13 @SF	6	3	3	0/0	1	0	0	0
12/20 SEA	5	3	2	0/0	1	0	0	0
12/27 CAR	6	5	1	0/0	1	0	0	0
1/3 @PHI	4	3	1	0/0	1	0	0	0
TOTALS	**50**	**39**	**11**	**0/0**	**11**	**4**	**0**	**0**

22 Deshazor Everett

	TOT	SOLO	ASST.	SACKS/YDS	PD	INT.	FR	FF
9/13 PHI	1	1	0	0/0	0	0	0	0
9/20 @ARI	1	1	0	0/0	0	0	0	0
9/27 @CLE	0	0	0	0/0	0	0	0	0
10/4 BAL	0	0	0	0/0	0	0	0	0
10/11 LAR	1	1	0	0/0	0	0	0	0
10/18 @NYG	6	3	3	0/0	1	0	0	0
10/25 DAL	3	3	0	0/0	1	0	0	0
11/8 NYG	7	7	0	0/0	0	0	0	1
11/15 @DET	3	2	1	0/0	0	0	0	0
11/22 CIN	INA	INA	INA	INA	INA	INA	INA	INA
11/26 @DAL	INA	INA	INA	INA	INA	INA	INA	INA
12/7 @PIT	4	2	2	0/0	2	0	0	0
12/13 @SF	6	4	2	0/0	0	0	0	0
12/20 SEA	IR	IR	IR	IR	IR	IR	IR	IR
12/27 CAR	IR	IR	IR	IR	IR	IR	IR	IR
1/3 @PHI	IR	IR	IR	IR	IR	IR	IR	IR
TOTALS	**32**	**24**	**8**	**0/0**	**4**	**0**	**0**	**1**

KICKOFF RETURN STATISTICS

KICKOFF RETURNS

15 Steven Sims Jr.

	NO.	YDS	AVG.	FC	LG	TD
9/13 PHI	0	0	0	0	0	0
9/20 @ARI	3	42	14.0	0	20	0
9/27 @CLE	0	0	0.0	0	0	0
10/4 BAL	INA	INA	INA	INA	INA	INA
10/11 LAR	IR	IR	IR	IR	IR	IR
10/18 @NYG	IR	IR	IR	IR	IR	IR
10/25 DAL	IR	IR	IR	IR	IR	IR
11/8 NYG	0	0	0.0	0	0	0
11/15 @DET	0	0	0.0	0	0	0
11/22 CIN	0	0	0.0	0	0	0
11/26 @DAL	0	0	0.0	0	0	0
12/7 @PIT	0	0	0.0	0	0	0
12/13 @SF	0	0	0.0	0	0	0
12/20 SEA	0	0	0.0	0	0	0
12/27 CAR	0	0	0.0	0	0	0
1/3 @PHI	0	0	0.0	0	0	0
TOTALS	**3**	**42**	**14.0**	**0**	**20**	**0**

32 Danny Johnson

	NO.	YDS	AVG.	FC	LG	TD
9/13 PHI	0	0	0.0	0	0	0
9/20 @ARI	0	0	0.0	0	0	0
9/27 @CLE	0	0	0.0	0	0	0
10/4 BAL	0	0	0.0	0	0	0
10/11 LAR	2	48	24.0	0	28	0
10/18 @NYG	4	70	17.5	0	23	0
10/25 DAL	2	39	19.5	0	25	0
11/8 NYG	3	65	21.7	0	24	0
11/15 @DET	5	127	25.4	0	46	0
11/22 CIN	1	25	25.0	0	25	0
11/26 @DAL	2	41	20.5	0	23	0
12/7 @PIT	3	72	24.0	0	29	0
12/13 @SF	0	0	0.0	0	0	0
12/20 SEA	2	42	21.0	0	22	0
12/27 CAR	1	22	22.0	0	22	0
1/3 @PHI	1	22	22.0	0	22	0
TOTALS	**26**	**573**	**22.0**	**0**	**46**	**0**

83 Isaiah Wright

	NO.	YDS	AVG.	FC	LG	TD
9/13 PHI	0	0	0	0	0	0
9/20 @ARI	0	0	0.0	0	0	0
9/27 @CLE	0	0	0.0	0	0	0
10/4 BAL	2	30	15.0	0	20	0
10/11 LAR	0	0	0.0	0	0	0
10/18 @NYG	0	0	0.0	0	0	0
10/25 DAL	INA	INA	INA	INA	INA	INA
11/8 NYG	0	0	0.0	0	0	0
11/15 @DET	0	0	0.0	0	0	0
11/22 CIN	0	0	0.0	0	0	0
11/26 @DAL	0	0	0.0	0	0	0
12/7 @PIT	0	0	0.0	0	0	0
12/13 @SF	0	0	0.0	0	0	0
12/20 SEA	0	0	0.0	0	0	0
12/27 CAR	0	0	0.0	0	0	0
1/3 @PHI	0	0	0.0	0	0	0
TOTALS	**2**	**30**	**15.0**	**0**	**20**	**0**

PUNT RETURN STATISTICS

PUNT RETURNS

15 Steven Sims Jr.

	NO.	YDS	AVG.	FC	LG	TD
9/13 PHI	5	17	3.4	0	11	0
9/20 @ARI	2	16	8.0	1	12	0
9/27 @CLE	3	23	7.7	1	19	0
10/4 BAL	INA	INA	INA	INA	INA	INA
10/11 LAR	IR	IR	IR	IR	IR	IR
10/18 @NYG	IR	IR	IR	IR	IR	IR
10/25 DAL	IR	IR	IR	IR	IR	IR
11/8 NYG	1	12	12.0	1	12	0
11/15 @DET	1	0	0.0	3	0	0
11/22 CIN	2	13	6.5	1	10	0
11/26 @DAL	2	15	7.5	0	10	0
12/7 @PIT	1	9	9.0	4	9	0
12/13 @SF	2	36	18.0	5	22	0
12/20 SEA	2	-1	-0.5	0	0	0
12/27 CAR	1	0	0.0	2	0	0
1/3 @PHI	2	20	10.0	1	20	0
TOTALS	**24**	**160**	**6.7**	**19**	**22**	**0**

37 Greg Stroman

	NO.	YDS	AVG.	FC	LG	TD
9/13 PHI	0	0	0.0	0	0	0
9/20 @ARI	1	1	1.0	0	1	0
9/27 @CLE	0	0	0.0	0	0	0
10/4 BAL	1	-3	-3.0	0	-3	0
10/11 LAR	0	0	0.0	0	0	0
10/18 @NYG	IR	IR	IR	IR	IR	IR
10/25 DAL	IR	IR	IR	IR	IR	IR
11/8 NYG	IR	IR	IR	IR	IR	IR
11/15 @DET	IR	IR	IR	IR	IR	IR
11/22 CIN	IR	IR	IR	IR	IR	IR
11/26 @DAL	IR	IR	IR	IR	IR	IR
12/7 @PIT	IR	IR	IR	IR	IR	IR
12/13 @SF	IR	IR	IR	IR	IR	IR
12/20 SEA	IR	IR	IR	IR	IR	IR
12/27 CAR	IR	IR	IR	IR	IR	IR
1/3 @PHI	IR	IR	IR	IR	IR	IR
TOTALS	**2**	**-2**	**-1.0**	**0**	**1**	**0**

83 Isaiah Wright

	NO.	YDS	AVG.	FC	LG	TD
9/13 PHI	0	0	0.0	0	0	0
9/20 @ARI	0	0	0.0	0	0	0
9/27 @CLE	0	0	0.0	0	0	0
10/4 BAL	0	0	0.0	0	0	0
10/11 LAR	2	13	6.5	1	13	0
10/18 @NYG	1	2	2.0	0	2	0
10/25 DAL	INA	INA	INA	INA	INA	INA
11/8 NYG	1	0	0.0	0	0	0
11/15 @DET	0	0	0.0	0	0	0
11/22 CIN	0	0	0.0	0	0	0
11/26 @DAL	0	0	0.0	0	0	0
12/7 @PIT	0	0	0.0	0	0	0
12/13 @SF	0	0	0.0	0	0	0
12/20 SEA	0	0	0.0	0	0	0
12/27 CAR	0	0	0.0	0	0	0
1/3 @PHI	0	0	0.0	0	0	0
TOTALS	**4**	**15**	**3.8**	**1**	**13**	**0**

32 Danny Johnson

	NO.	YDS	AVG.	FC	LG	TD
9/13 PHI	0	0	0.0	0	0	0
9/20 @ARI	0	0	0.0	0	0	0
9/27 @CLE	0	0	0.0	0	0	0
10/4 BAL	0	0	0.0	0	0	0
10/11 LAR	0	0	0.0	0	0	0
10/18 @NYG	0	0	0.0	0	0	0
10/25 DAL	1	3	3.0	4	3	0
11/8 NYG	0	0	0.0	0	0	0
11/15 @DET	0	0	0.0	0	0	0
11/22 CIN	0	0	0.0	0	0	0
11/26 @DAL	0	0	0.0	0	0	0
12/7 @PIT	0	0	0.0	0	0	0
12/13 @SF	0	0	0.0	0	0	0
12/20 SEA	0	0	0.0	0	0	0
12/27 CAR	0	0	0.0	0	0	0
1/3 @PHI	0	0	0.0	0	0	0
TOTALS	**1**	**3**	**3.0**	**4**	**3**	**0**

KICKING STATISTICS

KICKING

3 Dustin Hopkins

				Under 20			20-29 Yds			30-39 Yds			40-49 Yds			50+ Yds			Total			OPPONENTS' KICKOFF RETURNS				
	XP	-	XPA	FG	-	FGA	FG	-	FGA	FG	-	FGA	FG	-	FGA	FG	-	FGA	FG	-	FGA	NO.	YDS	AVG.	TB	TD
9/13 PHI	3	-	3	0	-	0	0	-	0	1	-	1	1	-	2	0	-	0	2	-	3	0	0	0.0	6	0
9/20 @ARI	0	-	0	0	-	0	1	-	1	0	-	0	0	-	0	0	-	0	1	-	1	0	0	0.0	3	0
9/27 @CLE	2	-	3	0	-	0	0	-	0	0	-	0	0	-	0	0	-	0	0		0	1	31	31.0	3	0
10/4 BAL	2	-	2	0	-	0	0	-	0	0	-	0	1	-	1	0	-	1	1	-	2	0	0	0.0	2	0
10/11 LAR	1	-	1	0	-	0	0	-	0	0	-	0	1	-	1	0	-	0	1	-	1	0	0	0.0	2	0
10/18 @NYG	1	-	1	0	-	0	1	-	1	1	-	1	0	-	1	0	-	0	2	-	3	1	12	12.0	3	0
10/25 DAL	2	-	2	0	-	0	0	-	0	1	-	1	0	-	1	0	-	0	1	-	2	2	97	48.5	3	0
11/8 NYG	2	-	2	0	-	0	0	-	0	0	-	0	2	-	2	0	-	0	2	-	2	1	26	26.0	4	0
11/15 @DET	3	-	3	0	-	0	0	-	0	1	-	1	1	-	2	0	-	0	2	-	3	0	0	0.0	6	0
11/22 CIN	2	-	2	0	-	0	0	-	0	1	-	2	0	-	0	1	-	1	2	-	3	0	0	0.0	5	0
11/26 @DAL	5	-	5	0	-	0	1	-	1	1	-	1	0	-	0	0	-	0	2	-	2	8	0	0.0	8	0
12/7 @PIT	2	-	2	3	-	3	0	-	0	0	-	0	3	-	3	0	-	0	6	-	6	1	32	32.0	4	0
12/13 @SF	2	-	2	0	-	0	1	-	1	1	-	1	0	-	0	1	-	2	3	-	4	0	0	0.0	0	0
12/20 SEA	0	-	1	0	-	0	0	-	0	0	-	0	1	-	1	0	-	0	1	-	1	1	8	8.0	8	0
12/27 CAR	1	-	1	0	-	0	1	-	1	0	-	0	1	-	1	0	-	0	2	-	2	1	29	29.0	2	0
1/3 @PHI	2		2	0		0	0		0	0		0	2		2	0		0	2	-	2	0	0	0.0	0	0
TOTALS	**30**	**-**	**32**	**3**	**-**	**3**	**5**	**-**	**5**	**7**	**-**	**8**	**13**	**-**	**17**	**2**	**-**	**4**	**30**	**-**	**37**	**16**	**235**	**14.7**	**59**	**0**
	93.7%			100.0%			100.0%			87.5%			76.5%			50.0%			81.1%							

PUNTING STATISTICS

PUNTING

5 Tress Way

	NO.	YDS	LG	GROSS AVG.	NET AVG.	TB	INSIDE 20	BLK	OPPONENTS' PUNT RETURNS NO.	YDS	AVG.	FC	TD
9/13 PHI	7	329	51	47.0	45.0	0	2	0	3	14	11.5	2	0
9/20 @ARI	6	284	60	47.3	43.2	1	3	0	2	5	2.5	2	0
9/27 @CLE	3	147	60	49.0	45.3	0	2	0	2	11	5.5	0	0
10/4 BAL	5	229	51	45.8	40.2	0	2	0	3	28	9.3	2	0
10/11 LAR	10	511	61	51.1	46.0	1	1	0	7	31	4.4	2	0
10/18 @NYG	1	55	55	55.0	55.0	0	0	0	0	0	0.0	0	0
10/25 DAL	2	76	38	38.0	-70.5	0	2	0	5	217	43.4	0	0
11/8 NYG	2	110	56	55	52.0	0	0	0	1	6	6.0	0	0
11/15 @DET	2	77	47	38.5	35.5	0	1	0	1	6	6.0	0	0
11/22 CIN	5	252	55	50.4	46.6	0	3	0	2	19	9.5	2	0
11/26 @DAL	2	117	60	58.5	54.0	0	1	0	1	9	9.0	9	0
12/7 @PIT	7	322	60	46	42	0	4	0	3	28	9.3	3	0
12/13 @SF	8	398	58	49.8	45.3	0	1	0	2	36	18.0	5	0
12/20 SEA	4	182	54	45.5	40.8	0	0	0	3	19	6.3	1	0
12/27 CAR	3	154	65	51.3	44.7	1	0	0	0	0	0.0	2	0
1/3 @PHI	6	261	48	43.5	40.5	0	1	0	4	18	4.5	2	0
TOTALS	**73**	**3504**	**65**	**48.0**	**44.6**	**3**	**23**	**0**	**39**	**447**	**11.5**	**32**	**0**

TAKEAWAYS

TAKEAWAYS

WASHINGTON FOOTBALL TEAM

	TAKEAWAY	FORCED BY	REC'D BY/INTERCEPTOR	DOWN-DIST-YD LINE-QT	RT YDS	PTS OFF
9/13 PHI	Interception		Fabian Moreau	1-10-PHI 28-2	0	7
9/13 PHI	Interception		Jimmy Moreland	1-10-PHI 45-3	32	7
9/13 PHI	Fumble	Daron Payne		1-10-PHI 25-4	6	0
9/20 @ARI	Interception		Landon Collins	3-10-ARI 9-1	1	0
9/27 @CLE			NA			
10/4 BAL	Interception		Kendall Fuller	2-10-BAL 23-2	0	3
10/4 BAL	Interception		Kendall Fuller	2-17-BAL 5-4	0	7
10/11 LAR	Interception		Kendall Fuller	3-7-LA 39-2	0	3
10/18 @NYG	Interception		Kendall Fuller	1-7-WAS 7-3	0	3
10/25 DAL	Interception		Cole Holcomb	2-10-WAS 12-2	0	0
11/8 NYG			NA			
11/15 @DET			NA			
11/22 CIN	Fumble	Chase Young		4-3-WAS 3-2	-1	0
11/22 CIN	Interception		Fabian Moreau	1-10-CIN 28-4	0	0
11/26 @DAL	Fumble	Daron Payne		2-4-DAL 31-3	0	3
11/26 @DAL	Interception		Montez Sweat	1-10-DAL 25-4	15	7
12/7 @PIT	Interception		Jon Bostic	1-10-PIT 25-4	0	3
12/13 @SF	Fumble	Chase Young		2-4-SF 31-2	0	3
12/13 @SF	Fumble	Daron Payne		1-10-SF 49-2	47	7
12/13 @SF	Interception		Kam Curl	2-2-WAS 24-3	76	7
12/20 SEA	Interception		Daron Payne	1-10-WAS 39-4	0	6
12/27 CAR	Interception		Kam Curl	1-10-WAS 40-2	12	0
12/27 CAR	Fumble	Chase Young		2-12-WAS 19-3	0	3
1/3 @PHI	Interception		Kam Curl	2-10-PHI 20-1	0	3
1/3 @PHI	Interception		Jeremy Reaves	3-5-PHI 16-4	0	0
1/3 @PHI	Fumble	Chase Young		2-5-PHI 46-4	10	3

OPPONENTS

	TAKEAWAY	FORCED BY	REC'D BY/INTERCEPTOR	DOWN-DIST-YD LINE-QT	RT YDS	PTS OFF
9/13 PHI			NA			
9/20 @ARI	Fumble	Jordan Phillips		1-9-ARI 9-1	0	0
9/20 @ARI	Fumble	Darrell Daniels		4-7-ARI 40-1	0	7
9/27 @CLE	Interception		Karl Joseph	2-25-CLE 41-2	49	7
9/27 @CLE	Interception		Malcolm Smith	3-7-WAS 19-2	2	7
9/27 @CLE	Fumble	Terrance Mitchell		2-1-WAS 24-2	0	0
9/27 @CLE	Interception		B.J. Goodson	3-15-WAS 20-4	0	7
9/27 @CLE	Fumble	Myles Garrett		1-10-CLE 49-4	0	3
10/4 BAL			NA			
10/11 LAR			NA			
10/18 @NYG	Interception		James Bradberry	2-10-WAS 28-1	19	7
10/18 @NYG	Fumble	Kyle Fackrell		3-9-NYG 45-4	47	7
10/25 DAL			NA			
11/8 NYG	Fumble	Logan Ryan		1-10-WAS 35-1	0	3
11/8 NYG	Fumble	Cam Brown		4-9-NYG 36-1	0	7
11/8 NYG	Interception		Blake Martinez	1-10-NYG 18-2	2	0
11/8 NYG	Interception		Jabrill Peppers	3-10-NYG 40-4	6	0
11/8 NYG	Interception		Logan Ryan	2-6-WAS 32-4	15	0
11/15 @DET	Fumble	Jamie Collins		1-10-DET 33-2	0	3
11/22 CIN	Interception		Jessie Bates III	1-10-CIN 49-2	12	0
11/26 @DAL	Interception		Jaylon Smith	3-10-50-3	43	3
12/7 @PIT			NA			
12/13 @SF	Interception		Jason Verrett	2-10-WAS 42-2	0	0
12/20 SEA	Interception		Shaquill Griffin	2-8-SEA 27-2	0	7
12/20 SEA	Interception		D.J. Reed	1-10-SEA 43-3	20	0
12/27 CAR	Fumble	Marquis Haynes		1-10-CAR 30-1	19	0
12/27 CAR	Fumble		Brandon Zylstra	4-10-CAR 44-1	43	6
12/27 CAR	Interception		Tahir Whitehead	1-10-WAS 44-2	0	7
12/27 CAR	Interception			2-10-WAS 39-2	0	0
1/3 @PHI	Interception		Marcus Epps	1-10-WAS 20-3	0	0
1/3 @PHI			T.J. Edwards	2-8-PHI 41-4	13	0

SCORING DRIVES

SCORING DRIVES

WASHINGTON FOOTBALL TEAM

	OBTAINED	SCORING PLAY	PLAYS	YDS	DRIVE TIME	WAS-OPP	QT	REMAINING
9/13 PHI	Interception	L. Thomas 6 yd. pass from D. Haskins Jr. (D. Hopkins kick)	5	45	0:57	7-17	2	0:40
9/13 PHI	Interception	P. Barber 1 yd. run (D. Hopkins kick)	5	20	2:19	14-17	3	9:25
9/13 PHI	Downs	D. Hopkins 38 yd. Field Goal	5	26	1:58	17-17	4	14:15
9/13 PHI	Punt	P. Barber 3 yd. run (D. Hopkins kick)	13	48	6:14	24-17	4	6:13
9/13 PHI	Downs	D. Hopkins 40 yd. Field Goal	5	20	1:06	27-17	4	3:25
9/20 @ARI	Punt	D. Hopkins 24 yd. Field Goal	10	51	4:55	3-20	3	3:14
9/20 @ARI	Kickoff	T. McLaurin 24 yd. pass from D. Haskins Jr.	5	75	1:57	9-27	4	12:20
9/20 @ARI	Punt	A. Gibson 11 yd. run	9	78	2:55	15-27	4	6:38
9/27 @CLE	Punt	D. Inman 17 yd. pass from D. Haskins Jr. (D. Hopkins kick)	8	75	3:24	7-0	1	1:44
9/27 @CLE	Punt	A. Gibson 2 yd. run (kick failed wr)	6	49	2:22	13-17	3	9:05
9/27 @CLE	Punt	D. Inman 11 yd. pass from D. Haskins Jr. (D. Hopkins kick)	12	54	5:08	20-17	3	2:20
10/4 BAL	Kickoff	A. Gibson 2 yd. run (D. Hopkins kick)	10	75	5:15	7-14	2	4:41
10/4 BAL	Interception	D. Hopkins 43 yd. Field Goal	3	12	0:31	10-21	2	0:00
10/4 BAL	Interception	D. Haskins Jr. 1 yd. run (D. Hopkins kick)	4	42	1:24	17-31	4	2:05
10/11 LAR	Kickoff	K. Allen 7 yd. run (D. Hopkins kick)	10	73	5:55	7-6	1	1:34
10/11 LAR	Interception	D. Hopkins 48 yd. Field Goal	5	29	0:49	10-20	2	0:00
10/18 @NYG	Kickoff	D. Hopkins 35 yd. Field Goal	11	70	5:46	3-10	2	10:50
10/18 @NYG	Kickoff	L. Thomas 5 yd. pass from K. Allen (D. Hopkins kick)	13	70	6:02	10-13	2	0:13
10/18 @NYG	Interception	D. Hopkins 28 yd. Field Goal	14	70	6:55	13-13	4	8:56
10/18 @NYG	Kickoff	C. Sims 22 yd. pass from K. Allen (pass failed)	10	75	2:53	19-20	4	0:36
10/25 DAL	Kickoff	A. Gibson 12 yd. run (D. Hopkins kick)	7	63	3:57	9-0	1	3:48
10/25 DAL	Downs	T. McLaurin 52 yd. pass from K. Allen (pass failed)	2	55	0:46	15-3	2	9:54
10/25 DAL	Punt	L. Thomas 15 yd. pass from K. Allen (D. Hopkins kick)	10	60	4:05	22-3	2	3:08
10/25 DAL	Punt	D. Hopkins 30 yd. Field Goal	11	63	4:38	25-3	4	13:23
11/8 NYG	Kickoff	D. Hopkins 48 yd. Field Goal	9	44	6:10	3-10	2	13:05
11/8 NYG	Kickoff	A. Gibson 1 yd. run (D. Hopkins kick)	6	75	2:36	10-20	3	12:24
11/8 NYG	Kickoff	D. Hopkins 44 yd. Field Goal	9	53	5:16	13-23	4	14:56
11/8 NYG	Punt	T. McLaurin 68 yd. pass from A. Smith (D. Hopkins kick)	3	84	1:00	20-23	4	10:24
11/15 @DET	Kickoff	D. Hopkins 38 yd. Field Goal	9	54	3:47	3-7	1	3:25
11/15 @DET	Kickoff	J. McKissic 2 yd. run (D. Hopkins kick)	11	82	5:28	10-24	3	2:30
11/15 @DET	Punt	A. Gibson 2 yd. run (D. Hopkins kick)	11	84	4:39	17-24	4	11:21
11/15 @DET	Punt	A. Gibson 5 yd. run (D. Hopkins kick)	6	66	2:44	24-24	4	6:09
11/15 @DET	Kickoff	D. Hopkins 41 yd. Field Goal	17	66	2:21	27-27	4	0:16
11/22 CIN	Missed FG	A. Gibson 1 yd. run (D. Hopkins kick)	8	76	4:06	7-0	1	1:38
11/22 CIN	Punt	S. Sims Jr. 3 yd. pass from A. Smith (D. Hopkins kick)	5	55	2:27	14-9	3	8:58
11/22 CIN	Punt	D. Hopkins 32 yd. Field Goal	6	49	2:16	17-9	3	4:47
11/22 CIN	Punt	D. Hopkins 50 yd. Field Goal	14	65	7:24	20-9	4	9:44
11/26 @DAL	Kickoff	A. Gibson 5 yd. run (D. Hopkins kick)	12	75	6:53	7-3	1	1:37
11/26 @DAL	Kickoff	D. Hopkins 23 yd. Field Goal	14	67	6:55	10-10	2	7:13
11/26 @DAL	Downs	L. Thomas 5 yd. pass from A. Smith (D. Hopkins kick)	5	19	2:51	17-10	2	2:26
11/26 @DAL	Fumble	D. Hopkins 36 yd. Field Goal	6	15	3:29	20-13	3	10:48
11/26 @DAL	Downs	A. Gibson 23 yd. run (D. Hopkins kick)	1	23	0:06	27-16	4	12:07
11/26 @DAL	Punt	A. Gibson 37 yd. run (D. Hopkins kick)	10	76	5:50	34-16	4	3:31
12/7 @PIT	Punt	D. Hopkins 49 yd. Field Goal	6	28	0:49	3-14	2	0:01
12/7 @PIT	Kickoff	P. Barber 1 yd. run (D. Hopkins kick)	14	82	6:44	10-14	3	8:16
12/7 @PIT	Punt	L. Thomas 15 yd. pass from A. Smith (D. Hopkins kick)	8	53	3:14	17-17	4	9:09
12/7 @PIT	Downs	D. Hopkins 45 yd. Field Goal	9	45	2:49	20-17	4	2:04
12/7 @PIT	Interception	D. Hopkins 45 yd. Field Goal	4	-2	1:42	23-17	4	0:17
12/13 @SF	Punt	D. Hopkins 51 yd. Field Goal	7	29	3:49	3-7	2	5:45
12/13 @SF	Fumble	D. Hopkins 31 yd. Field Goal	6	13	1:57	6-7	2	3:06
12/13 @SF	Kickoff	D. Hopkins 21 yd. Field Goal	11	72	4:55	23-7	3	10:05
12/20 SEA	Kickoff	D. Hopkins 48 yd. Field Goal	11	46	1:39	13-3	2	0:06
12/20 SEA	Punt	P. Barber 1 yd. run (kick failed wr)	14	96	5:50	20-9	4	14:14
12/20 SEA	Interception	J. McKissic 6 yd. pass from D. Haskins Jr. (run failed)	11	64	3:57	20-15	4	7:16
12/27 CAR	Kickoff	D. Hopkins 48 yd. Field Goal	9	45	1:46	20-3	2	1:20
12/27 CAR	Fumble	D. Hopkins 26 yd. Field Goal	7	66	2:56	20-6	3	4:01
12/27 CAR	Punt	J. McKissic 29 yd. pass from T. Heinicke (D. Hopkins kick)	8	91	1:19	20-13	4	1:50
1/3 @PHI	Punt	T. McLaurin 5 yd. pass from A. Smith (D. Hopkins kick)	15	91	8:13	7-0	1	4:19
1/3 @PHI	Interception	D. Hopkins 42 yd. Field Goal	4	8	2:06	10-0	1	2:02
1/3 @PHI	Punt	L. Thomas 13 yd. pass from A. Smith (D. Hopkins kick)	9	55	1:04	17-14	2	0:20
1/3 @PHI	Fumble	D. Hopkins 42 yd. Field Goal	4	1	1:52	20-14	4	7:42

OPPONENT SCORING DRIVES

SCORING DRIVES

OPPONENTS

	OBTAINED	SCORING PLAY	PLAYS	YDS	DRIVE TIME	WAS-OPP	QT	REMAINING
9/13 PHI	Punt	Z. Ertz 5 yd. pass from C. Wentz (J. Elliott kick)	6	62	2:27	0-7	1	11:14
9/13 PHI	Punt	J. Elliott 38 yd. Field Goal	11	76	6:45	0-10	1	2:13
9/13 PHI	Missed FG	D. Goedert 34 yd. pass from C. Wentz (J. Elliott kick)	6	62	2:30	0-17	2	6:54
9/20 @ARI	Punt	D. Hopkins 4 yd. pass from K. Murray (K. Gonzalez kick)	10	63	4:22	0-7	1	9:09
9/20 @ARI	Fumble	K. Murray 14 yd. run (Z. Gonzalez kick)	6	40	2:44	0-14	1	0:00
9/20 @ARI	Punt	Z. Gonzalez 49 yd. Field Goal	5	46	1:57	0-17	2	11:29
9/20 @ARI	Punt	Z. Gonzalez 33 yd. Field Goal	10	75	4:03	0-20	2	1:49
9/20 @ARI	Kickoff	K. Murray 21 yd. run (Z. Gonzalez kick)	12	75	3:57	3-27	4	14:17
9/20 @ARI	Kickoff	Z. Gonzalez 28 yd. Field Goal	11	74	6:12	15-30	4	0:26
9/27 @CLE	Kickoff	C. Parkey 42 yd. Field Goal	13	42	5:58	7-3	2	10:46
9/27 @CLE	Interception	N. Chubb 16 yd. run (C. Parkey kick)	3	28	1:26	7-10	2	5:58
9/27 @CLE	Interception	K. Hunt 9 yd. pass from B. Mayfield (C. Parkey kick)	3	24	1:23	7-17	2	0:32
9/27 @CLE	Kickoff	H. Bryant 3 yd. pass from B. Mayfield (C. Parkey kick)	11	75	6:06	20-24	4	11:14
9/27 @CLE	Interception	N. Chubb 20 yd. run (C. Parkey kick)	3	35	1:23	20-31	4	8:40
9/27 @CLE	Fumble	C. Parkey 30 Field Goal	10	29	5:20	20-34	4	1:10
10/4 BAL	Fumble	M. Ingram 1 yd. run (J. Tucker kick)	2	34	0:42	0-7	1	2:09
10/4 BAL	Missed FG	L. Jackson 50 yd. run (J. Tucker kick)	3	56	1:30	0-14	2	9:56
10/4 BAL	Kickoff	M. Andrews 25 yd. pass from L. Jackson (J. Tucker kick)	8	75	2:52	7-21	2	1:49
10/4 BAL	Kickoff	M. Andrews 22 yd. pass from L. Jackson (J. Tucker kick)	10	75	6:18	10-28	3	8:42
10/4 BAL	Downs	J. Tucker 46 yd. Field Goal	10	64	6:19	10-31	4	5:16
10/11 LAR	Punt	D. Henderson 1 yd. run (kick failed, wl)	10	76	6:03	0-6	1	7:29
10/11 LAR	Kickoff	R. Woods 56 yd. pass from J. Goff (S. Sloman kick)	4	75	1:42	13-7	2	14:52
10/11 LAR	Punt	J. Goff 2 yd. run (S. Sloman kick)	9	83	4:40	20-7	2	7:32
10/11 LAR	Punt	S. Sloman 28 yd. Field Goal	10	70	3:51	23-10	3	7:04
10/11 LAR	Punt	D. Henderson 11 yd. pass from J. Goff (S. Sloman kick)	5	51	2:54	30-10	4	6:37
10/18 @NYG	Missed FG	G. Gano 33 yd. Field Goal	9	48	5:31	0-3	1	3:23
10/18 @NYG	Interception	D. Slayton 23 yd. pass from D. Jones (G. Gano)	3	27	0:55	0-10	1	1:36
10/18 @NYG	Kickoff	G. Gano 20 yd. Field Goal	8	73	4:35	3-13	2	6:15
10/25 DAL	Kickoff	G. Zuerlein 45 yd. Field Goal	4	7	1:56	9-3	1	1:52
11/8 NYG	Fumble	G. Gano 38 yd. Field Goal	7	61	2:14	0-3	1	9:35
11/8 NYG	Fumble	W. Gallman 2 yd. run	4	16	0:58	0-10	1	4:15
11/8 NYG	Kickoff	G. Gano 48 yd. Field Goal	9	45	3:41	3-13	2	9:24
11/8 NYG	Punt	E. Engram 16 yd. pass from D. Jones (G. Gano)	10	77	4:53	3-20	2	2:05
11/8 NYG	Kickoff	G. Gano 42 yd. Field Goal	12	51	7:12	10-23	3	5:12
11/15 @DET	Punt	M. Hall 55 yd. pass from M. Stafford (M. Prater kick)	5	92	1:52	0-7	1	7:12
11/15 @DET	Punt	M. Jones 27 yd. pass from M. Stafford (M. Prater kick)	6	53	2:07	3-14	2	11:55
11/15 @DET	Fumble	M. Prater 53 yd. Field Goal	7	34	1:06	3-17	2	0:08
11/15 @DET	Kickoff	D. Swift 15 yd. pass from M. Stafford (M. Prater kick)	11	75	7:02	3-24	3	7:58
11/15 @DET	Kickoff	M. Prater 37 yd. Field Goal	11	56	3:32	24-27	4	2:37
11/15 @DET	Kickoff	M. Prater 59 yd. Field Goal	17	66	2:21	27-27	4	0:16
11/22 CIN	Punt	A. Green 5 yd. pass from J. Burrow (kick failed wr)	7	68	3:29	7-6	2	7:32
11/22 CIN	Punt	R. Bullock 53 yd. Field Goal	9	41	3:49	7-9	2	1:39
11/26 @DAL	Punt	G. Zuerlein 33 yd. Field Goal	11	57	4:38	0-3	1	8:30
11/26 @DAL	Kickoff	A. Cooper 54 yd. pass from A. Dalton (G. Zuerlein kick)	5	75	2:29	7-10	2	14:08
11/26 @DAL	Kickoff	G. Zuerlein 32 yd. Field Goal	10	61	2:07	13-17	2	0:19
11/26 @DAL	Interception	G. Zuerlein 28 yd. Field Goal	4	-6	1:38	20-16	3	2:32
12/7 @PIT	Punt	D. Johnson 3 yd. pass B. Roethlisberger (M. Wright kick)	14	72	6:16	0-7	2	10:33
12/7 @PIT	Punt	J. Washington 50 yd. pass from B. Roethlisberger (M. Wright kick)	1	50	0:09	0-14	2	3:54
12/7 @PIT	Punt	M. Wright 37 yd. Field Goal	11	63	4:23	10-17	4	14:57
12/13 @SF	Missed FG	J. Wilson 1 yd. run (R. Gould kick)	7	57	4:23	0-7	1	0:47
12/13 @SF	Kickoff	K. Juszczyk 6 yd. pass from N. Mullens (N. Mullens-K. Bourne pas	11	75	4:42	23-15	4	10:18
12/20 SEA	Punt	J. Myers 43 yd. Field Goal	8	30	4:00	0-3	1	8:50
12/20 SEA	Punt	J. Myers 40 yd. Field Goal	10	47	4:21	0-6	2	10:52
12/20 SEA	Interception	J. Hollister 10 yd. pass from R. Wilson (J. Myers)	10	97	5:05	0-13	2	1:45
12/20 SEA	Kickoff	C. Hyde 50 yd. run (J. Myers kick)	4	75	1:48	3-20	3	13:12
12/27 CAR	Fumble	B.Zylstra fumble recovery in end zone (kick failed)	0	0	0:00	6-0	1	1:42
12/27 CAR	Punt	M.Davis 1 yd. run (J.Slye kick)	10	80	6:14	13-0	2	8:37
12/27 CAR	Interception	R.Anderson 14 yd. pass from T.Bridgewater (J.Slye kick)	6	55	3:34	20-0	2	3:06
1/3 @PHI	Kickoff	J. Hurts 6 yd. run (J. Elliott kick)	10	75	6:44	10-7	2	10:18
1/3 @PHI	Punt	J. Hurts 6 yd. run (J. Elliott kick)	7	65	4:09	10-14	2	3:54

DRIVE RESULTS

DRIVE RESULTS

WASHINGTON FOOTBALL TEAM

				FIELD GOAL		PUNTS		LOST DRIVE				DRIVE ENDS			
	Total	TD	FG	Missed	Blk	No.	Blk	Downs	Fumble	Int.	Safety	Half/Game	Pts.	Scoring %	1st Drive
9/13 PHI	15	3	2	1	0	7	0	1	0	0	0	8/15	27	33.3%	Punt
9/20 @ARI	11	2	1	0	0	6	0	0	1	0	0	6/11	15	27.3%	Punt
9/27 @CLE	12	3	0	0	0	3	0	0	2	3	0	6/12	20	25.0%	Punt
10/4 BAL	11	2	1	1	0	5	0	1	1	0	0	7/11	17	27.3%	Punt
10/11 LAR	13	1	1	0	0	10	0	1	0	0	0	6/13	10	15.4%	Punt
10/18 @NYG	8	2	2	1	0	1	0	0	1	1	0	4/8	19	50.0%	Missed FG
10/25 DAL	10	3	1	1	0	2	0	1	0	0	0	6/10	25	40.0%	Downs
11/8 NYG	10	2	2	0	0	2	0	0	1	3	0	5/10	20	40.0%	Fumble
11/15 @DET	10	3	2	1	0	2	0	0	1	0	0	6/10	27	50.0%	Punt
11/22 CIN	12	2	2	1	0	5	0	0	0	1	0	5/12	20	33.3%	Punt
11/26 @DAL	11	5	2	0	0	2	0	0	0	1	0	5/11	41	63.6%	Punt
12/7 @PIT	13	2	3	0	0	7	0	1	0	1	0	7/13	23	38.5%	Punt
12/13 @SF	14	0	3	1	0	8	0	0	0	1	0	8/14	23	21.4%	Punt
12/20 SEA	10	2	1	0	0	4	0	1	0	2	0	5/10	15	30.0%	Punt
12/27 CAR	11	1	2	0	0	3	0	2	1	2	0	7/11	13	27.3%	Punt
1/3 @PHI	12	2	2	0	0	6	0	0	0	2	0	5/12	20	33.3%	Touchdown
TOTALS	**183**	**35**	**27**	**7**	**0**	**73**	**0**	**8**	**8**	**17**	**0**	**96/183**	**335**	**33.9%**	

OPPONENTS

				FIELD GOAL		PUNTS		LOST DRIVE				DRIVE ENDS			
	Total	TD	FG	Missed	Blk	No.	Blk	Downs	Fumble	Int.	Safety	Half/Game	Pts.	Scoring %	1st Drive
9/13 PHI	15	2	1	1	0	5	0	2	1	2	0	7/15	17	20.0%	Touchdown
9/20 @ARI	12	3	3	0	0	4	0	0	0	1	0	7/12	30	50.0%	Touchdown
9/27 @CLE	11	4	2	0	0	5	0	0	0	0	0	6/11	34	54.5%	Punt
10/4 BAL	11	4	1	0	0	3	0	0	0	1	0	6/11	31	45.5%	Punt
10/11 LAR	13	4	1	0	0	5	0	1	0	1	0	5/13	30	38.5%	Touchdown
10/18 @NYG	8	1	2	0	0	2	0	0	0	1	0	4/8	20	37.5%	Field Goal
10/25 DAL	9	0	1	0	0	5	0	1	0	1	1	5/9	3	11.1%	Safety
11/8 NYG	12	2	3	0	0	4	0	1	0	0	0	7/12	23	41.7%	Downs
11/15 @DET	10	3	3	0	0	4	0	0	0	0	0	5/10	30	60.0%	Touchdown
11/22 CIN	12	1	1	2	0	5	0	1	1	1	0	5/12	9	16.7%	Missed FG
11/26 @DAL	11	1	3	0	0	2	0	3	1	1	0	4/11	16	36.4%	Field Goal
12/7 @PIT	14	2	1	0	0	5	0	2	0	1	0	8/14	17	21.4%	Punt
12/13 @SF	16	2	0	0	0	9	0	1	2	1	0	9/16	15	12.5%	Punt
12/20 SEA	11	2	2	0	0	4	0	0	0	1	0	5/11	20	36.4%	Field Goal
12/27 CAR	12	2	0	0	0	5	0	1	1	1	0	7/12	20	16.7%	Downs
1/3 @PHI	13	2	0	0	0	5	0	1	1	2	0	6/13	14	15.4%	Punt
TOTALS	**190**	**35**	**24**	**3**	**0**	**72**	**0**	**14**	**7**	**15**	**1**	**71/179**	**329**	**31.1%**	

OPENING DRIVES/REDZONE

OPENING DRIVES

	WASHINGTON FOOTBALL TEAM					OPPONENTS			
	PLAYS	YDS	TIME	RESULTS		PLAYS	YDS	TIME	RESULTS
9/13 PHI	3	-1	1:19	Punt	9/13 PHI	6	57	2:27	Touchdown
9/20 @ARI	3	3	1:29	Punt	9/20 @ARI	10	63	4:22	Touchdown
9/27 @CLE	7	27	2:38	Punt	9/27 @CLE	6	33	3:17	Punt
10/4 BAL	9	17	5:16	Punt	10/4 BAL	8	32	5:35	Punt
10/11 LAR	3	4	1:28	Punt	10/11 LAR	10	76	6:03	Touchdown
10/18 @NYG	12	44	6:06	Missed FG	10/18 @NYG	9	48	3:23	Field Goal
10/25 DAL	11	70	5:07	Downs	10/25 DAL	5	-6	2:08	Safety
11/8 NYG	1	21	0:19	Fumble	11/8 NYG	7	40	2:52	Downs
11/15 @DET	9	37	5:56	Punt	11/15 @DET	5	92	1:52	Touchdown
11/22 CIN	4	13	2:20	Punt	11/22 CIN	14	75	5:44	Missed FG
11/26 @DAL	3	-4	1:52	Punt	11/26 @DAL	11	57	4:38	Field Goal
12/7 @PIT	4	21	1:34	Punt	12/7 @PIT	3	9	1:35	Punt
12/13 @SF	3	6	1:32	Punt	12/13 @SF	6	33	2:03	Punt
12/20 SEA	3	1	2:10	Punt	12/20 SEA	8	40	4:00	Field Goal
12/27 CAR	3	2	0:50	Punt	12/27 CAR	7	19	3:55	Downs
1/3 @PHI	15	86	8:13	Touchdown	1/3 @PHI	5	10	2:28	Punt

IN THE RED ZONE

WASHINGTON FOOTBALL TEAM

	POSS	TD	FG	MISS/BLK FG	INT	FUM	DOWNS	HALF/GAME	AVG. POINTS
9/13 PHI	4	3	0	0/0	0	0	1	1/4	4.5
9/20 @ARI	3	1	1	0/0	0	1	0	1/3	3.0
9/27 @CLE	3	3	0	0/0	0	0	0	1/3	6.0
10/4 BAL	3	2	0	0/0	0	0	1	1/3	4.0
10/11 LAR	1	1	0	0/0	0	0	0	1/1	6.0
10/18 @NYG	3	1	2	0/0	0	0	0	2/3	4.0
10/25 DAL	4	2	1	0/0	0	0	1	3/4	3.8
11/8 NYG	3	1	1	0/0	1	0	0	2/3	3.0
11/15 @DET	4	3	0	0/0	0	0	0	1/4	4.5
11/22 CIN	4	2	1	1/0	0	0	0	1/4	3.8
11/26 @DAL	4	2	2	0/0	0	0	0	3/4	4.5
12/7 @PIT	3	2	1	0/0	0	0	0	1/3	5.0
12/13 @SF	2	0	2	0/0	0	0	0	1/2	3.0
12/20 SEA	2	2	0	0/0	0	0	0	0/2	6.0
12/27 CAR	2	0	1	0/0	0	0	1	0/2	1.5
1/3 @PHI	2	2	0	0/0	0	0	0	2/2	6.0
TOTALS	**47**	**27**	**12**	**1/0**	**1**	**1**	**4**	**21/47**	**4.2**

OPPONENTS

	POSS	TD	FG	MISS/BLK FG	INT	FUM	DOWNS	HALF/GAME	AVG. POINTS
9/13 PHI	2	1	1	0/0	0	0	0	2/2	4.5
9/20 @ARI	6	3	3	0/0	0	0	0	4/6	9.0
9/27 @CLE	4	3	1	0/0	0	0	0	2/4	5.3
10/4 BAL	1	1	0	0/0	0	0	0	1/1	6.0
10/11 LAR	4	3	1	0/0	0	0	0	2/4	5.3
10/18 @NYG	3	0	2	0/0	1	0	0	2/3	2.0
10/25 DAL	1	0	0	0/0	1	0	0	1/1	0.0
11/8 NYG	2	2	0	0/0	0	0	0	2/2	6.0
11/15 @DET	2	1	1	0/0	0	0	0	0/2	4.5
11/22 CIN	3	1	0	1/0	0	1	0	3/3	2.0
11/26 @DAL	3	0	3	0/0	0	0	0	2/3	3.0
12/7 @PIT	3	1	1	0/0	0	0	1	2/3	3.0
12/13 @SF	2	2	0	0/0	0	0	0	1/2	6.0
12/20 SEA	1	1	0	0/0	0	0	0	1/1	6.0
12/27 CAR	3	2	0	0/0	0	1	0	2/3	4.0
1/3 @PHI	3	2	0	0/0	0	0	1	2/3	4.0
TOTALS	**43**	**23**	**13**	**1/0**	**2**	**2**	**2**	**28/42**	**4.1**

3RD DOWN EFFICIENCY

3RD DOWN EFFICIENCY

WASHINGTON FOOTBALL TEAM

	3 & 1	3 & 2	3 & 3	3 & 4	3 & 5	3 & 6	3 & 7	3 & 8	3 & 9	3 & 10+	CONV/ATT	%
9/13 PHI	1 - 1	0 - 3	1 - 2	0 - 2	0 - 0	1 - 2	0 - 0	1 - 2	1 - 2	0 - 4	5 - 18	27.8%
9/20 @ARI	2 - 2	1 - 4	0 - 0	0 - 1	0 - 0	0 - 1	0 - 1	0 - 0	0 - 0	1 - 3	4 - 12	33.3%
9/27 @CLE	1 - 1	0 - 1	0 - 0	0 - 0	0 - 1	1 - 1	0 - 2	0 - 0	0 - 0	3 - 5	5 - 11	45.5%
10/4 BAL	1 - 1	0 - 1	1 - 1	1 - 2	0 - 0	0 - 2	0 - 1	0 - 0	0 - 0	1 - 5	4 - 13	30.8%
10/11 LAR	0 - 1	1 - 2	0 - 1	0 - 1	0 - 0	0 - 2	1 - 2	0 - 0	0 - 2	0 - 2	2 - 13	15.4%
10/18 @NYG	0 - 0	2 - 3	0 - 0	1 - 2	1 - 1	2 - 2	1 - 1	0 - 0	1 - 3	0 - 3	8 - 15	53.3%
10/25 DAL	2 - 2	2 - 4	0 - 0	0 - 2	1 - 1	1 - 1	0 - 0	0 - 0	2 - 4	1 - 1	9 - 15	60.0%
11/8 NYG	1 - 1	1 - 1	0 - 0	1 - 1	0 - 0	0 - 0	0 - 0	0 - 1	0 - 0	0 - 4	3 - 8	37.5%
11/15 @DET	2 - 2	1 - 1	1 - 2	0 - 0	1 - 4	0 - 0	0 - 1	0 - 1	0 - 0	2 - 4	7 - 15	46.7%
11/22 CIN	2 - 2	2 - 4	0 - 0	0 - 1	0 - 0	0 - 0	0 - 1	0 - 0	0 - 2	0 - 3	4 - 13	30.8%
11/26 @DAL	4 - 6	0 - 0	0 - 0	0 - 1	0 - 1	2 - 2	0 - 0	0 - 0	1 - 1	0 - 2	7 - 13	53.8%
12/7 @PIT	1 - 2	0 - 0	0 - 1	1 - 2	0 - 0	1 - 1	0 - 2	0 - 0	0 - 2	1 - 7	4 - 17	23.5%
12/13 @SF	0 - 1	1 - 1	0 - 1	0 - 0	0 - 1	1 - 2	0 - 3	1 - 2	0 - 0	0 - 4	3 - 15	20.0%
12/20 SEA	2 - 2	1 - 1	0 - 0	0 - 1	1 - 1	4 - 4	1 - 1	0 - 0	0 - 2	1 - 5	10 - 17	58.8%
12/27 CAR	2 - 3	1 - 2	0 - 0	0 - 0	0 - 1	0 - 0	1 - 2	1 - 3	0 - 0	2 - 4	7 - 15	46.7%
1/3 @PHI	2 2	0 0	0 1	0 2	1 3	1 2	0 1	1 1	0 0	1 3	6 - 15	40.0%
TOTALS	**23 - 29**	**13 - 28**	**3 - 9**	**4 - 18**	**5 - 14**	**14 - 22**	**4 - 18**	**4 - 10**	**5 - 18**	**13 - 59**	**88 - 225**	**39.1%**
	79.3%	46.4%	33.3%	22.2%	35.7%	63.6%	22.2%	40.0%	27.8%	22.0%		

3RD & 1-3	3RD & 4-6	3RD & 7+
39 - 66 59.1%	23 - 54 42.6%	26 - 105 24.8%

OPPONENTS

	3 & 1	3 & 2	3 & 3	3 & 4	3 & 5	3 & 6	3 & 7	3 & 8	3 & 9	3 & 10+	CONV/ATT	%
9/13 PHI	0 - 0	2 - 2	0 - 1	0 - 1	0 - 1	0 - 0	1 - 2	1 - 1	0 - 0	1 - 6	5 - 14	35.7%
9/20 @ARI	0 - 2	3 - 3	2 - 3	2 - 3	0 - 1	0 - 0	0 - 0	0 - 0	0 - 0	0 - 5	7 - 17	41.2%
9/27 @CLE	0 - 2	1 - 1	0 - 1	0 - 0	1 - 2	1 - 2	0 - 1	0 - 0	1 - 2	1 - 3	5 - 14	35.7%
10/4 BAL	2 - 2	0 - 0	0 - 0	1 - 1	0 - 0	1 - 2	1 - 1	0 - 1	0 - 2	0 - 2	5 - 11	45.5%
10/11 LAR	0 - 1	1 - 1	0 - 0	2 - 3	2 - 3	0 - 1	1 - 2	0 - 0	0 - 0	0 - 4	6 - 15	40.0%
10/18 @NYG	2 - 3	0 - 1	0 - 0	1 - 1	2 - 2	1 - 2	0 - 0	0 - 0	0 - 0	1 - 2	7 - 11	63.6%
10/25 DAL	1 - 1	0 - 0	0 - 0	1 - 3	0 - 1	0 - 0	0 - 0	0 - 1	0 - 2	1 - 4	3 - 12	25.0%
11/8 NYG	1 - 1	2 - 2	0 - 0	1 - 2	2 - 2	0 - 1	0 - 0	0 - 0	0 - 0	0 - 7	6 - 15	40.0%
11/15 @DET	1 - 1	0 - 1	0 - 0	1 - 2	0 - 0	1 - 1	0 - 1	0 - 0	0 - 2	1 - 2	4 - 10	40.0%
11/22 CIN	0 - 0	0 - 1	2 - 3	0 - 2	1 - 1	0 - 1	0 - 0	0 - 1	0 - 0	0 - 4	3 - 13	23.1%
11/26 @DAL	2 - 3	1 - 1	0 - 1	0 - 1	0 - 2	0 - 0	0 - 1	0 - 0	0 - 0	1 - 4	4 - 13	30.8%
12/7 @PIT	1 - 3	0 - 1	1 - 2	0 - 2	0 - 0	1 - 1	0 - 0	1 - 1	0 - 1	2 - 4	6 - 15	40.0%
12/13 @SF	0 - 1	0 - 2	0 - 0	1 - 2	0 - 0	1 - 2	0 - 0	0 - 1	0 - 0	2 - 7	4 - 15	26.7%
12/20 SEA	0 - 0	1 - 2	1 - 1	1 - 3	0 - 0	0 - 0	2 - 3	0 - 0	0 - 0	0 - 3	5 - 12	41.7%
12/27 CAR	1 - 2	1 - 1	0 - 1	0 - 2	0 - 0	1 - 2	1 - 1	0 - 0	0 - 0	2 - 6	6 - 15	40.0%
1/3 @PHI	2 2	1 2	0 1	0 2	0 1	1 1	1 2	0 0	0 0	0 3	5 - 14	35.7%
TOTALS	**13 - 24**	**13 - 21**	**6 - 14**	**11 - 30**	**8 - 16**	**8 - 16**	**7 - 14**	**2 - 6**	**1 - 9**	**12 - 66**	**81 - 216**	**37.5%**
	54.2%	61.9%	42.9%	36.7%	50.0%	50.0%	50.0%	33.3%	11.1%	18.2%		

3RD & 1-3	3RD & 4-6	3RD & 7+
32 - 59 54.2%	27 - 62 43.5%	22 - 95 23.2%

INDIVIDUAL HIGHS

GAME-BY-GAME INDIVIDUAL HIGHS

WASHINGTON FOOTBALL TEAM

	PASSING			RUSHING		RECEIVING		TACKLES
	Yards	Attempts	Completions	Yards	Attempts	Yards	Receptions	Total
9/13 PHI	D. Haskins Jr. (178)	D. Haskins Jr. (31)	D. Haskins Jr. (17)	A. Gibson (36)	P. Barber (17)	T. McLaurin (61)	T. McLaurin (5)	J. Bostic/T. Apke (8)
9/20 @ARI	D. Haskins Jr. (223)	D. Haskins Jr. (33)	D. Haskins Jr. (19)	A. Gibson (55)	A. Gibson (13)	T. McLaurin (125)	T. McLaurin (7)	K. Pierre-Louis (15)
9/27 @CLE	D Haskins Jr. (224)	D. Haskins Jr. (37)	D. Haskins Jr. (21)	A. Gibson (49)	A. Gibson (9)	T. McLaurin (83)	T. McLaurin (4)	J. Allen/J. Bostic (9)
10/4 BAL	D. Haskins Jr. (314)	D. Haskins Jr. (45)	D. Haskins Jr. (32)	A. Gibson (46)	A. Gibson (13)	T. McLaurin (118)	T. McLaurin (10)	J. Bostic (14)
10/11 LAR	K. Allen (74)	A. Smith (17)	A. Smith (9)	A. Gibson (27)	A. Gibson (11)	J. McKissic (46)	J. McKissic (6)	L. Collins (10)
10/18 @NYG	K. Allen (280)	K. Allen (42)	K. Allen (31)	J. McKissic (41)	A. Gibson (9)	T. McLaurin (74)	T. McLaurin (7)	C. Holcomb (6)
10/25 DAL	K. Allen (194)	K. Allen (25)	K. Allen (15)	A. Gibson (128)	A. Gibson (20)	T. McLaurin (90)	T. McLaurin (7)	C. Young/J. Bostic (6)
11/8 NYG	A. Smith (325)	A. Smith (32)	A. Smith (24)	A. Gibson (20)	A. Gibson (6)	T. McLaurin (115)	J. McKissic (9)	K. Curl (11)
11/15 @DET	A. Smith (390)	A. Smith (55)	A. Smith (38)	A. Gibson (45)	A. Gibson (13)	T. McLaurin (95)	T. McLaurin/J. McKissic (7)	K. Curl (8)
11/22 CIN	A. Smith (166)	A. Smith (25)	A. Smith (17)	A. Gibson (94)	A. Gibson (16)	T. McLaurin (84)	T. McLaurin (5)	K. Curl (9)
11/26 @DAL	A. Smith (149)	A. Smith (26)	A. Smith (19)	A. Gibson (115)	A. Gibson (20)	T. McLaurin (92)	T. McLaurin (7)	C. Holcomb (10)
12/7 @PIT	A. Smith (296)	A. Smith (46)	A. Smith (31)	P. Barber (23)	P. Barber (14)	L. Thomas (98)	J. McKissic (10)	J. Bostic (10)
12/13 @SF	A. Smith (57)	A. Smith (19)	A. Smith (8)	J. McKissic (68)	P. Barber (12)	L. Thomas (43)	L. Thomas (6)	J. Bostic (10)
12/20 SEA	D. Haskins Jr. (295)	D. Haskins Jr. (55)	D. Haskins Jr. (38)	J. McKissic (51)	J. McKissic (13)	L. Thomas (101)	L. Thomas (13)	K. Curl (8)
12/27 CAR	D. Haskins Jr. (154)	D. Haskins Jr. (28)	D. Haskins Jr. (14)	A. Gibson (61)	A. Gibson (10)	J. McKissic (77)	J. McKissic (8)	C. Holcomb (11)
1/3 @PHI	A. Smith (162)	A. Smith (32)	A. Smith (22)	A. Gibson (75)	A. Gibson (19)	T. McLaurin (40)	T. McLaurin (7)	J. Bostic (8)

OPPONENTS

	PASSING			RUSHING		RECEIVING		TACKLES
	Yards	Attempts	Completions	Yards	Attempts	Yards	Receptions	Total
9/13 PHI	C. Wentz (270)	C. Wentz (42)	C. Wentz (24)	B. Scott (35)	B. Scott (9)	D. Goedert (101)	D. Goedert (8)	N. Gerry (10)
9/20 @ARI	K. Murray (286)	K. Murray (38)	K. Murray (26)	K. Drake (86)	K. Drake (20)	D. Hopkins (68)	D. Hopkins (8)	D. Campbell/J. Hicks (10)
9/27 @CLE	B. Mayfield (156)	B. Mayfield (23)	B. Mayfield (16)	N. Chubb (108)	N. Chubb (19)	O. Beckham Jr. (59)	O. Beckham Jr. (4)	K. Joseph (6)
10/4 BAL	L. Jackson (193)	L. Jackson (21)	L. Jackson (14)	L. Jackson (53)	G. Edwards (9)	M. Brown (86)	M. Brown (4)	P. Queen (12)
10/11 LAR	J. Goff (309)	J. Goff (30)	J. Goff (21)	C. Akers (61)	D. Henderson (15)	G. Everett (90)	C. Kupp (5)	T. Reeder (10)
10/18 @NYG	D. Jones (112)	D. Jones (19)	D. Jones (12)	D. Jones (74)	D. Freeman (18)	D. Slayton (41)	K. Smith (3)	B. Martinez (14)
10/25 DAL	A. Dalton (75)	A. Dalton (19)	A. Dalton (9)	E. Elliott (45)	E. Elliott (12)	A. Cooper (80)	A. Cooper (7)	L. Vander Esch (12)
11/8 NYG	D. Jones (212)	D. Jones (34)	D. Jones (23)	W. Gallman (68)	W. Gallman (14)	A. Mack (72)	S. Shepard (6)	B. Martinez (10)
11/15 @DET	M. Stafford (276)	M. Stafford (33)	M. Stafford (24)	D. Swift (81)	D. Swift (16)	M. Jones (96)	M. Jones (8)	J. Collins (13)
11/22 CIN	J. Burrow (203)	J. Burrow (34)	J. Burrow (22)	S. Perine (19)	S. Perine (5)	T. Boyd (85)	T. Boyd (9)	V. Bell (13)
11/26 @DAL	A. Dalton (215)	A. Dalton (35)	A. Dalton (25)	E. Elliott (32)	E. Elliott (10)	A. Cooper (112)	A. Cooper (6)	X. Woods (10)
12/7 @PIT	B. Roethlisberger (305)	B. Roethlisberger (53)	B. Roethlisberger (33)	A. McFarland (15)	B. Snell (8)	J. Washington (80)	D. Johnson (8)	A. Williamson (9)
12/13 @SF	N. Mullens (260)	N. Mullens (45)	N. Mullens (25)	R. Mostert (65)	R. Mostert (14)	B. Aiyuk (119)	B. Aiyuk (10)	D. Greenlaw (7)
12/20 SEA	R. Wilson (121)	R. Wilson (27)	R. Wilson (18)	C. Carson (63)	C. Carson (15)	D. Metcalf (43)	D. Metcalf (5)	B. Wagner (13)
12/27 CAR	T. Bridgewater (197)	T. Bridgewater (28)	T. Bridgewater (19)	C. Samuel (52)	M. Davis (14)	C. Samuel (106)	R. Anderson (7)	S. Thompson (9)
1/3 @PHI	J. Hurts (72)	J. Hurts (20)	J. Hurts (7)	B. Scott (65)	B. Scott (15)	J. Arcega-Whiteside (40)	Z. Ertz (3)	A. Singleton (14)

OVERALL

	PASSING			RUSHING		RECEIVING		TACKLES
	Yards	Attempts	Completions	Yards	Attempts	Yards	Receptions	Total
9/13 PHI	C. Wentz (270)	C. Wentz (42)	C. Wentz (24)	A. Gibson (36)	A. Gibson/B. Scott (9)	D. Goedert (101)	D. Goedert (8)	N. Gerry (10)
9/20 @ARI	K. Murray (286)	K. Murray (38)	K. Murray (26)	K. Drake (86)	K. Drake (20)	T. McLaurin (125)	D. Hopkins (8)	K. Pierre-Louis (15)
9/27 @CLE	D. Haskins Jr. (224)	D. Haskins Jr. (37)	D. Haskins Jr. (21)	N. Chubb (108)	N. Chubb (19)	T. McLaurin (83)	T. McLaurin/O. Beckham (4)	J. Allen (9)
10/4 BAL	D. Haskins Jr. (314)	D. Haskins Jr. (45)	D. Haskins Jr. (32)	L. Jackson (53)	A. Gibson (13)	T. McLaurin (118)	T. McLaurin (10)	J. Bostic (14)
10/11 LAR	J. Goff (309)	J. Goff (30)	J. Goff (21)	C. Akers (61)	D. Henderson (15)	G. Everett (90)	J. McKissic (6)	L. Collins/T. Reeder (10)
10/18 @NYG	K. Allen (280)	K. Allen (42)	K. Allen (31)	D. Jones (74)	D. Freeman (18)	T. McLaurin (74)	T. McLaurin (7)	B. Martinez (14)
10/25 DAL	K. Allen (194)	K. Allen (25)	K. Allen (15)	A. Gibson (128)	A. Gibson (20)	T. McLaurin (90)	T. McLaurin (7)	L. Vander Esch (12)
11/8 NYG	A. Smith (325)	D. Jones (34)	A. Smith (24)	W. Gallman (68)	W. Gallman (14)	T. McLaurin (115)	J. McKissic (9)	K. Curl (11)
11/15 @DET	A. Smith (390)	A. Smith (55)	A. Smith (38)	D. Swift (81)	D. Swift (16)	M. Jones (96)	M. Jones (8)	J. Collins (13)
11/22 CIN	J. Burrow (203)	J. Burrow (34)	J. Burrow (22)	A. Gibson (94)	A. Gibson (16)	T. Boyd (85)	T. Boyd (9)	V. Bell (13)
11/26 @DAL	A. Dalton (215)	A. Dalton (35)	A. Dalton (25)	A. Gibson (115)	A. Gibson (20)	A. Cooper (112)	T. McLaurin (7)	C. Holcomb (10)
12/7 @PIT	B. Roethlisberger (305)	B. Roethlisberger (53)	B. Roethlisberger (33)	P. Barber (23)	P. Barber (14)	L. Thomas (98)	J. McKissic (10)	J. Bostic (10)
12/13 @SF	N. Mullen (260)	N. Mullens (45)	N. Mullens (25)	J. McKissic (68)	R. Mostert (14)	B. Aiyuk (119)	B. Aiyuk (10)	J. Bostic (10)
12/20 SEA	D. Haskins Jr. (295)	D. Haskins Jr. (55)	D. Haskins Jr. (38)	C. Carson (63)	C. Carson (15)	L. Thomas (101)	L. Thomas (13)	B. Wagner (13)
12/27 CAR	T. Bridgewater (197)	T. Bridgewater (28)	D. Haskins Jr. (19)	A. Gibson (61)	M. Davis (14)	C. Samuel (106)	J. McKissic (8)	C. Holcomb (11)
1/3 @PHI	A. Smith (162)	A. Smith (32)	A. Smith (22)	A. Gibson (75)	A. Gibson (19)	T. McLaurin (40)	T. McLaurin (7)	A. Singleton (14)

HIGHS AND LOWS

REGULAR SEASON HIGHS / LOWS				
	WASHINGTON FOOTBALL TEAM		OPPONENTS	
	HIGH	LOW	HIGH	LOW
Points	41 at DAL	10 vs. LAR	34 at CLE	3 vs. DAL
First Downs	34 at DET	10 vs. LAR	22 last vs. NYG	12 vs. DAL
Total Offense	464 at DET	108 vs. LAR	438 at ARI	142 vs. DAL
Net Yards Rushing	208 vs. DAL	37 vs. NYG	181 vs. SEA	21 at PIT
Net Yards Passing	375 at DET	70 vs. LAR	300 vs. LAR	59 vs. DAL
Offensive Plays	83 at DET	50 vs. NYG	76 at SF	46 at NYG
Rushing Attempts	39 vs. DAL	9 vs. NYG	37 at CLE	14 at PIT
Pass Attempts	55 last vs. SEA	25 vs. DAL	53 at PIT	19 at NYG
Pass Completions	38 last vs. SEA	15 last at SF	33 at PIT	9 vs. DAL
Passes Had Intercepted	3 last vs. NYG	0 last at PIT	2 last at PHI	0 last at DET
Sacks Allowed	8 vs. LAR	2 last at SF	8 vs. PHI	0 last vs. SEA
Fumbles	2 last at PHI	0 last at SF	3 vs. PHI	0 last at DET
Fumbles Lost	2 last vs. CAR	0 last at SF	2 at SF	0 last at SEA
Total Turnovers	5 last vs. NYG	0 last at PIT	3 last at PHI	0 last vs. NYG
Penalties	9 at PIT	2 vs. BAL	11 at ARI	3 last vs. CAR
Yards Penalized	62 at PIT	20 vs. BAL	97 at ARI	20 vs. PHI
Time of Possession	36:24 vs. DAL	23:33 vs. NYG	36:27 vs. NYG	23:36 vs. DAL
Defensive Interceptions	2 last at PHI	0 last at DET	3 last vs. NYG	0 last at PIT
Total Takeaways	3 last at PHI	0 last at DET	5 last vs. NYG	0 vs. PHI
Drive (plays)	17 last at DET	1 last at SF	14 last at PIT	1 last vs. CAR
Drive (yards)	95 at PIT	(-4) vs. NYG	92 at DET	(-8) vs. LAR
Third Down Conversions	10 vs. SEA	2 vs. LAR	7 last at NYG	3 last vs. CIN

REGULAR SEASON INDIVIDUAL HIGHS		
	WASHINGTON FOOTBALL TEAM	OPPONENTS
Yards Rushing	128 by Antonio Gibson vs. DAL	86 by Kenyan Drake at ARI
Rushing Attempts	20 last by Antonio Gibson at DAL	20 by Kenyan Drake at ARI
Rushing TDs	3 by Antonio Gibson at DAL	2 by Kyler Murray at ARI
Receptions	13 by Logan Thomas vs. SEA	10 by Brandon Aiyuk at SF
Yards Receiving	125 by Terry McLaurin at ARI	119 by Brandon Aiyuk at SF
Receiving TDs	1 last by Terry McLaurin and Logan Thomas at PHI	2 by Mark Andrews vs. BAL
Combined Yards (rush/rec)	136 by Antonio Gibson at DAL	158 by Curtis Samuel vs. CAR
All-Purpose Yards (rush/rec/ret)	136 by Antonio Gibson at DAL	158 by Curtis Samuel vs. CAR
Yards Passing	390 by Alex Smith at DET	309 by Jared Goff vs. LAR
Pass Attempts	55 last by Dwayne Haskins Jr. vs. SEA	53 by Ben Roethlisberger at PIT
Pass Completions	38 last by Dwayne Haskins Jr. vs. SEA	33 by Ben Roethlisberger at PIT
TD Passes	2 by Kyle Allen vs. DAL	3 by Matthew Stafford at DET
Interceptions Thrown	3 last by Alex Smith vs. NYG	2 by Carson Wentz vs. PHI
Longest Run	40 by Antonio Gibson vs. DAL	50t by Lamar Jackson vs. BAL & Chris Carson vs. SEA
Longest Pass Completion	68t yards from Alex Smith to Terry McLaurin vs. NYG	56t yards from Jared Goff to Robert Woods vs. LAR
Longest Kickoff Return	46 by Danny Johnson at DET	67 by Tony Pollard vs. DAL
Longest Punt Return	20 by Steven Sims Jr. at PHI	17 by Ray Ray McCloud at PIT
Longest Interception Return	32 by Jimmy Moreland vs. PHI	49 by Karl Joseph at CLE
Longest Punt	65 by Tress Way vs. CAR	67 by Joseph Charlton vs. CAR
Longest Field Goal	51 by Dustink Hopkins at SF	59 by Matt Prater at DET
Touchdowns Scored	3 by Antonio Gibson at DAL	2 by Mark Andrews vs. BAL
Points Scored	18 by Antonio Gibson at DAL	12 last by Matt Prater at DET

20+ YARD PLAYS

20-YARD PLAYS FROM SCRIMMAGE

WASHINGTON FOOTBALL TEAM

	YDS	PLAY
9/13 PHI	20	Antonio Gibson run
9/13 PHI	21	Dwayne Haskins Jr. to Terry McLaurin
9/20 @ARI	25	Dwayne Haskins Jr. to Terry McLaurin
9/20 @ARI	26	Dwayne Haskins Jr. to Terry McLaurin
9/20 @ARI	24t	Dwayne Haskins Jr. to Terry McLaurin
9/20 @ARI	30	Dwayne Haskins Jr. to Steven Sims Jr.
9/27 @CLE	22	Antonio Gandy-Golden run
9/27 @CLE	21	Dwayne Haskins Jr. to Terry McLaurin
9/27 @CLE	33	Dwayne Haskins Jr. to Terry McLaurin
9/27 @CLE	26	Dwayne Haskins Jr. to J.D. McKissic
10/4 BAL	40	Dwayne Haskins Jr. to Antonio Gibson
10/4 BAL	39	Dwayne Haskins Jr. to Terry McLaurin
10/11 LAR	NA	NA
10/18 @NYG	29	Kyle Allen to Logan Thomas
10/18 @NYG	20	Kyle Allen to Terry McLaurin
10/18 @NYG	22t	Kyle Allen to Cam Sims
10/25 DAL	40	Antonio Gibson run
10/25 DAL	26	Kyle Allen to Logan Thomas
10/25 DAL	52t	Kyle Allen to Terry McLaurin
10/25 DAL	22	Kyle Allen to Cam Sims
11/8 NYG	21	Kyle Allen to Antonio Gibson
11/8 NYG	32	Alex Smith to Cam Sims
11/8 NYG	45	Alex Smith to Cam Sims
11/8 NYG	33	Alex Smith to Cam Sims
11/8 NYG	68t	Alex Smith to Terry McLaurin
11/15 @DET	22	Alex Smith to Isaiah Wright
11/15 @DET	27	Alex Smith to Terry McLaurin
11/15 @DET	20	Alex Smith to Terry McLaurin
11/15 @DET	23	Alex Smith to Steven Sims Jr.
11/15 @DET	27	Alex Smith to Logan Thomas
11/15 @DET	26	Alex Smith to Terry McLaurin
11/22 CIN	42	Alex Smith to Terry McLaurin
11/22 CIN	25	Alex Smith to Terry McLaurin
11/26 @DAL	28	Logan Thomas to Terry McLaurin
11/26 @DAL	20	Alex Smith to Terry McLaurin
11/26 @DAL	23t	Antonio Gibson run
11/26 @DAL	37t	Antonio Gibson run
12/7 @PIT	30	Alex Smith to Cam Sims
12/7 @PIT	31	Alex Smith to Cam Sims
12/7 @PIT	30	Alex Smith to Logan Thomas
12/7 @PIT	29	Alex Smith to Cam Sims
12/13 @SF	NA	NA
12/20 SEA	20	Dwayne Haskins Jr. to Logan Thomas
12/20 SEA	30	Dwayne Haskins Jr. to Terry McLaurin
12/27 CAR	22	Antonio Gibson run
12/27 CAR	50	Dwayne Haskins Jr. to Cam Sims
12/27 CAR	28	Dwayne Haskins Jr. to Robert Foster
12/27 CAR	23	Taylor Heinicke to Steven Sims Jr.
12/27 CAR	29t	Taylor Heinicke to J.D. McKissic

OPPONENTS

	YDS	PLAY
9/13 PHI	55	Carson Wentz to Jalen Reagor
9/13 PHI	34	Carson Wentz to Dallas Goedert (TD)
9/13 PHI	27	Carson Wentz to DeSean Jackson
9/20 @ARI	54	Kyler Murray to Andy Isabella
9/20 @ ARI	49	Kyler Murray to Christian Kirk
9/20 @ ARI	25	Kyler Murray to DeAndre Hopkins
9/20 @ ARI	21t	Kyler Murray run
9/20 @ ARI	20	Kyler Murray to Dan Arnold
9/20 @ ARI	20	Kyler Murray to Dan Arnold
9/20 @ ARI	20	Kyler Murray to Dan Arnold
9/27 @CLE	25	Nick Chubb run
9/27 @CLE	20t	Nick Chubb run
10/4 BAL	33	Lamar Jackson to Marquise Brown
10/4 BAL	50t	Lamar Jackson run
10/4 BAL	31	Lamar Jackson to Marquise Brown
10/4 BAL	25t	Lamar Jackson to Mark Andrews
10/4 BAL	22t	Lamar Jackson to Mark Andrews
10/11 LAR	23	Jared Goff to Gerald Everett
10/11 LAR	56t	Jared Goff to Robert Woods
10/11 LAR	40	Jared Goff to Gerald Everett
10/11 LAR	49	Jared Goff to Cooper Kupp
10/11 LAR	29	Jared Goff to Josh Reynolds
10/11 LAR	46	Cam Akers run
10/18 @NYG	21	Daniel Jones to Evan Engram
10/18 @NYG	23t	Daniel Jones to Darius Slayton
10/18 @NYG	49	Daniel Jones run
10/25 DAL	32	Ben DiNucci to Amari Cooper
11/8 NYG	50	Daniel Jones to Austin Mack
11/8 NYG	21	Daniel Jones to Sterling Shepard
11/8 NYG	20	Alfred Morris run
11/15 @DET	55t	Matt Stafford to Marvin Hall
11/15 @DET	27t	Matt Stafford to Marvin Jones Jr.
11/15 @DET	26	Matt Stafford to DeAndre Swift
11/22 CIN	25	Joe Burrow to Tee Higgins
11/26 @DAL	25	Andy Dalton to Amari Cooper
11/26 @DAL	54t	Andy Dalton to Amari Cooper
12/7 @PIT	30	Ben Roethlisberger to James Washington
12/7 @PIT	30	Ben Roethlisberger to Chase Claypool
12/7 @PIT	50t	Ben Roethlisberger to James Washington
12/13 @SF	NA	NA
12/20 SEA	38	Russell Wilson run
12/20 SEA	50t	Carlos Hyde run
12/27 CAR	45	Curtis Samuel run
12/27 CAR	44	Teddy Bridgewater to Curtis Samuel
12/27 CAR	22	Teddy Bridgewater to Curtis Samuel
1/3 @PHI	30	Jalen Hurts to J.J. Arcega-Whiteside
1/3 @PHI	20	Boston Scott run

INSTANT REPLAYS

INSTANT REPLAYS

CHALLENGE BY WASHINGTON

	QT	TIME	DOWN	YDS	PLAY	RULING ON THE FIELD	REVIEW RESULT
9/20 @ARI	4	7:29	3-6	ARI 46	D. Haskins Jr. 1 yd. pass to Steven Sims Jr.	4th-and-5	Too many men on the field (3rd-and-1)
10/11 LAR	1	1:41	2-7	LA 7	K. Allen 6 yd. run	3rd-and-1	K. Allen 7 yd. TD run
10/18 @NYG	4	13:40	3-6	NY 44	K. Allen 5 yd. run	4th-and-1	K. Allen 6 yd. run (first down)
11/22 CIN	1	0:30	1-10	CIN 49	J. Burrow 19 yd. pass to A. Green	Completion	Completion
11/26 @DAL	3	14:22	2-4	DAL 31	E. Elliot 3 yd. run	Down by Contact	Fumble
12/7 @PIT	2	9:33	3-13	WAS 22	A. Smith 12 yd. pass to L. Thomas	4th-and-1	Ruling upheld

CHALLENGE BY OPPONENTS

	QT	TIME	DOWN	YDS	PLAY	RULING ON THE FIELD	REVIEW RESULT
9/27 @CLE	3	10:47	1-10	CLE 34	D. Haskins Jr. 14 yd. pass to Antonio Gandy-Golden	Completion	Ruled an incompletion

CHALLENGE BY REVIEW ASSISTANT

	QT	TIME	DOWN	YDS	PLAY	RULING ON THE FIELD	REVIEW RESULT
10/25 DAL	1	10:11	3-2	DAL 2	K. Allen 2 yd. pass to Terry McLaurin	Touchdown	K. Allen 1 yd. pass to T. McLaurin
11/8 NYG	1	6:04	2-16	NYG 29	D. Jones pass intercepted by K. Pierre-Louis	Interception	Incomplete
11/8 NYG	1	4:26	3-4	WAS 10	D. Jones 10 yd. pass to A. Mack	Touchdown	1st-and-goal from the 2 yard line
11/15 @DET	2	1:21	1-10	DET 33	A. Smith 3 yd. pass to Terry McLaurin	Fumble	Fumble upheld
11/22 CIN	2	12:09	4-3	WAS 3	J. Burrow scrambles 2 yds. (C. Young)	Fumble and safety	Fumble and touchback
11/26 @DAL	2	1:18	3-10	DAL 41	M. Gallup 10 yd. pass from A. Dalton	First Down	4th-and-1
12/13 @SF	4	5:30	3-10	WAS30	D. Haskins pass to Terry McLaurin Intercepted	Interception	Incomplete
12/20 SEA	2	12:32	3-7	WAS39	R. Wilson 39 yd. touchdown pass to G. Swain	Touchdown	Incomplete

2020 GAME SUMMARIES

2020 GAME SUMMARIES

Sept. 13, 2020 | **GAME 1** | **FedExField [Landover, Md.]**

WASHINGTON FOOTBALL TEAM 27, EAGLES 17

LANDOVER, Md. - The Washington Football Team played like a group of guys determined to make a name for themselves.

Peyton Barber ran for two touchdowns and Dwayne Haskins rallied Washington from a 17-point deficit to beat the Philadelphia Eagles 27-17 Sunday in coach Ron Rivera's debut.

After falling behind 17-0 following a pair of touchdown passes by Carson Wentz, Washington relied on a punishing defense and opportunistic offense in its first game since owner Dan Snyder finally agreed to change the team's name and former employees alleged sexual harassment.

Rivera lived up to his "Riverboat Ron" nickname earned in nine seasons with Carolina. In his first game after finding out he has a form of skin cancer, Rivera went for it on fourth-and-1 from the Eagles 5 with the score tied midway through the fourth quarter.

Barber ran for the first down and then scored from the 3 to give Washington a 24-17 lead.

Zach Ertz dropped a pass on fourth-and-3 from the Eagles 42 on the ensuing drive and Dustin Hopkins kicked a 40-yard field goal to make it 27-17.

Wentz was sacked eight times and threw two costly interceptions behind an injury-depleted offense line featuring two guys -- right tackle Jack Driscoll and right guard Nate Herbig -- starting their first career games.

Wentz's pass for Jalen Reagor late in the second quarter was underthrown and picked by Fabian Moreau at the Philadelphia 45. Haskins then connected on four straight passes after starting 3 of 12. He hit Logan Thomas for a 6-yard TD toss to cut the deficit to 17-7.

Then, Jimmy Moreland stepped in front of Wentz's pass to John Hightower and returned it 32 yards to the Eagles 20. Barber needed two tries from the 1 before running in for a score that cut it to 17-14.

After Washington's fifth sack pushed Philadelphia back, Jake Elliott was short on a 53-yard field goal.

The Eagles went for it on a fourth-and-4 from the Washington 45, but Jon Bostic sacked Wentz on a blitz up the middle. That turned into a 38-yard field goal by Hopkins that tied it at 17 early in the fourth quarter.

Washington's defensive line had its way against Philadelphia's depleted line, missing three-time Pro Bowl right tackle Lane Johnson and three-time Pro Bowl right guard Brandon Brooks. Ryan Kerrigan led the way with two sacks and No. 2 overall pick Chase Young got one.

Wentz threw a 6-yard TD pass to Ertz and a perfect 34-yard toss to Dallas Goedert in the first half.

TEAM	QTR	TIME	SCORING PLAY	DRIVE	PHI	WAS
PHI	1	11:14	Z. Ertz 5 yd. pass from C. Wentz (J. Elliott kick)	6-62, 2:27	7	0
PHI	1	2:13	J. Elliott 38 yd. Field Goal	11-76, 6:45	10	0
PHI	2	6:54	D. Goedert 34 yd. pass from C. Wentz (J. Elliott kick)	6-62, 2:30	17	0
WAS	2	0:40	L. Thomas 6 yd. pass from D. Haskins Jr. (D. Hopkins kick)	5-45, 0:57	17	7
WAS	3	9:25	P. Barber 1 yd. run (D. Hopkins kick)	5-20, 2:19	17	14
WAS	4	14:15	D. Hopkins 38 yd. Field Goal	5-26, 1:58	17	17
WAS	4	6:13	P. Barber 3 yd. run (D. Hopkins kick)	13-48, 6:14	17	24
WAS	4	3:25	D. Hopkins 40 yd. Field Goal	5-20, 1:06	17	27

PASSING
WAS: D. Haskins Jr. 17-31 178, 1 TD
PHI: C. Wentz 24-42 270, 2 TDs & 2 INTs

RUSHING
WAS: A. Gibson 9-36, P. Barber 17-29-2, D. Haskins Jr. 7-17, J. McKissic 3-(-2)
PHI: B. Scott 9-35, C. Clement 6-19, C. Wentz 1-2, J. Huntley 1-1

RECEIVING
WAS: T. McLaurin 5-61, L. Thomas 4-37-1, S. Sims Jr. 3-50, D. Inman 2-21, A. Gibson 2-8, J. McKissic 1-1
PHI: D. Goedert 8-101-1, G. Ward 5-31, Z. Ertz 3-18-1, D. Jackson 2-46, B. Scott 2-19, C. Clement 2-2, J. Reagor 1-55, J. Hightower 1-(-2)

PUNT RETURNS
WAS: S. Sims Jr. 5-17
PHI: J. Reagor 2-6, G. Ward 1-8

KICKOFF RETURNS
WAS: None
PHI: None

SACKS
WAS: R. Kerrigan 2-20, M, Ioannidis 1.5-8.5, C. Young 1.5-4.5, M. Sweat 1-12, J. Bostic 1-9, J. Allen 0.5-1.5, D. Payne 0.5-1.5
PHI: J. Sweat 1-14, V. Curry 0.5-2.5, T. McGill 0.5-2.5, G. Avery 0.5-0, D. Riley 0.5-0

INTERCEPTIONS
WAS: J. Moreland 1-32, F. Moreau 1-0
PHI: None

2020 GAME SUMMARIES

Sept. 20, 2020 | **GAME 2** | **State Farm Stadium [Glendale, Ariz.]**

CARDINALS 30, WASHINGTON FOOTBALL TEAM 15

GLENDALE, Ariz. - Kyler Murray's slippery, spectacular touchdown runs for the up-and-coming Cardinals are becoming a common occurrence. So are the Arizona wins.

Murray's dual-threat skills were on full display Sunday during the Cardinals' dominant 30-15 victory over Washington. The second-year quarterback threw for 286 yards and a touchdown, but the jaw-dropping moments came when Murray tucked the ball and ran, scrambling for two touchdowns that went for 14 and 21 yards.

The Cardinals (2-0) jumped to a 14-0 lead by the end of the first quarter. They led 20-0 by halftime and 20-3 following the third. DeAndre Hopkins caught eight passes for 68 yards and a touchdown. Zane Gonzalez made three field goals.

Murray alleviated any doubt who would win early in the fourth quarter when he darted through the middle of the field -- dancing right past safety Troy Apke in the process -- for a 21-yard touchdown that pushed Arizona's advantage to 27-3.

Washington (1-1) finally scored a touchdown with 12:20 left in the fourth quarter when Dwayne Haskins hit Terry McLaurin for a 24-yard score. It scored again when Antonio Gibson ran for an 11-yard touchdown to pull within 27-15 after the 2-point conversion failed.

By then it was too late for a rally. Washington came back from a 17-0 deficit to beat Philadelphia last week, but waited much too long to get going on Sunday. Haskins completed 19 of 33 passes for 223 yards and a touchdown.

Arizona outgained Washington 244 yards to 96 in the first half as it built its 20-0 lead.

The Cardinals' revamped defense had a big day, holding Washington scoreless until Dustin Hopkins hit a 24-yard field goal late in the third quarter. Arizona gave up the most yards in the NFL last season, but the defense has been solid in both wins.

The teams traded turnovers in an eventful first quarter. Murray's pass into coverage was picked off by Landon Collins, giving Washington great field position at the Arizona 19. Three plays later, Haskins fumbled after getting hit on the arm by Phillips and Chandler Jones snagged the ball out of the air.

Arizona went three-and-out and had to punt, but got the ball right back when Steven Sims fumbled on the return. The Cardinals followed with a six-play touchdown drive capped by Murray's 14-yard run.

The shifty second-year quarterback got some good blocking on the right side and then slipped between two would-be tacklers to coast into the end zone.

Hopkins caught his first touchdown pass with the Cardinals on their opening possession. He was completely alone in the back of the end zone on third down and Murray hit him for the 4-yard score to make it 7-0.

TEAM	QTR	TIME	SCORING PLAY	DRIVE	WAS	ARI
ARI	1	9:09	D. Hopkins 4 yd. pass from K. Murray (Z. Gonzalez kick)	10-48, 4:22	0	7
ARI	1	0:00	K. Murray 14 yd. run (Z. Gonzalez kick)	6-40, 2:44	0	14
ARI	2	11:29	Z. Gonzalez 49 yd. Field Goal	5-46, 1:57	0	17
ARI	2	1:49	Z. Gonzalez 33 yd. Field Goal	10-75, 4:03	0	20
WAS	3	3:14	D. Hopkins 24 yd. Field Goal	10-51, 4:55	3	20
ARI	4	14:17	K. Murray 21 yd. run (Z. Gonzalez kick)	12-75, 3:57	3	27
WAS	4	12:20	T. McLaurin 24 yd. pass from D. Haskins Jr. (run failed)	5-75, 1:57	9	27
WAS	4	6:38	A. Gibson 28 yd. run (pass failed)	9-78, 2:55	15	27
WAS	4	0:26	Z. Gonzalez 28 yd. Field Goal	11-74, 6:12	15	30

PASSING
WAS: D. Haskins Jr. 19-33 223, 1 TD
ARI: K. Murray 26-38 286, 1 TD 1 INT

RUSHING
WAS: A. Gibson 13-55-1, J. McKissic 8-53, D. Haskins Jr. 1-8, P. Barber 1-1
ARI: K. Drake 20-86, K. Murray 8-67, C. Edmonds 3-4, C. Kirk 1-3

RECEIVING
WAS: T. McLaurin 7-125-1, L. Thomas 4-26, S. Sims Jr. 3-53, D. Inman 2-17, A. Gandy-Golden 1-3, M. Baugh 1-2
ARI: D. Hopkins 8-68, L. Fitzgerald 7-50, C. Edmonds 3-9, A. Isabella 2-67, C. Kirk 2-57, D. Arnold 2-26, K. Drake 2-9

PUNT RETURNS
WAS: S. Sims Jr. 2-16, G. Stroman 1-1
ARI: C. Kirk 1-4, A. Isabella 1-1

KICKOFF RETURNS
WAS: S. Sims Jr. 3-42
ARI: C. Edmonds 1-0

SACKS
WAS: J. Bostic 1-7, C. Young 1-1, L. Collins 1-0
ARI: C. Peters 1-9, H. Reddick 1-7, D. Kennard 1-5, J. Phillips 1-3

INTERCEPTIONS
WAS: L. Collins 1-1
ARI: None

Sept. 27, 2020 | **GAME 3** | **FirstEnergy Stadium (Cleveland, Ohio)**

BROWNS 34, WASHINGTON FOOTBALL TEAM 20

CLEVELAND, Ohio - For the first time in six years, the Cleveland Browns have a winning record. They want to keep it that way.

Baker Mayfield threw two touchdown passes, Nick Chubb ran for two more, Garrett had a key sack and the Browns moved over .500 for the first time since 2014 with a 34-20 win Sunday over the Washington Football Team, which lost rookie defensive end Chase Young to a groin injury.

With their second straight win under first-year coach Kevin Stefanski, the Browns are 2-1 for the first time since 2011. It's also the first time they've had a winning record since Week 14 in 2014, when they were 7-6 before dropping their last three and costing Mike Pettine his job.

Cleveland had gone 90 consecutive weeks without a winning record. The Browns won just four games from 2015-17.

And while the start is notable, Stefanski downplayed its significance.

Young, the No. 2 overall pick in this year's draft, left in the second quarter with his injury. The former Ohio State All-American had an early pressure on Mayfield, but otherwise had little impact before he went out.

Washington coach Ron Rivera didn't have a specific update on Young, who will receive more treatment and evaluation Monday. Young joined his teammates on the sideline in the second half and was animated while cheering them on.

Led by Garrett, the Browns' defense, which spent the week hearing about Young and Washington's sack-hungry front, intercepted Dwayne Haskins three times and forced two fumbles.

Garrett's strip sack and recovery midway through the fourth effectively sealed Cleveland's win. He had a similar play last week in a win over Cincinnati.

Mayfield's 3-yard TD pass to rookie tight end Harrison Bryant with 11:14 left helped the Browns shake off a horrid third quarter, when Washington (1-2) scored two TDs to take the lead.

Chubb then scored on a 20-yard run with 8:40 left to make it 31-20, the TD coming after linebacker B.J. Goodson intercepted Haskins at the Washington 35.

Chubb finished with 108 yards on 19 carries and the Browns leaned on the third-year back to wear down Washington in the fourth.

Haskins threw two TD passes to Dontrelle Inman, but the second-year QB continued to make mental errors and his two picks before halftime helped Cleveland open a 17-7 lead.

TEAM	QTR	TIME	SCORING PLAY	DRIVE	WAS	CLE
WAS	1	1:14	D. Inman 17 yd. pass from D. Haskins Jr. (D. Hopkins kick)	8-75, 3:24	7	0
CLE	2	10:46	C. Parkey 42 yd. Field Goal	12-42, 5:58	7	3
CLE	2	5:58	N. Chubb 16 yd. run (C. Parkey kick)	3-28, 1:26	7	10
CLE	2	0:32	K. Hunt 9 yd. pass from B. Mayfield (D. Hopkins kick)	3-24, 1:23	7	17
WAS	3	9:05	A. Gibson 2 yd. run (kick failed, wr)	6-49, 2:22	13	17
WAS	3	2:20	D. Inman 11 yd. pass from D. Haskins Jr. (D. Hopkins kick)	12-54, 5:08	20	17
CLE	4	11:14	H. Bryant 3 yd. pass B. Mayfield (C. Parkey kick)	11-75, 6:06	20	24
CLE	4	8:40	N. Chubb 20 yd. run (C. Parkey kick)	3-35, 1:23	20	31
CLE	4	1:10	C. Parkey 30 yd. Field Goal	10-29, 5:20	20	34

PASSING
WAS: D. Haskins Jr. 21-37 224, 2 TD & 3 INT
CLE: B. Mayfield 16-23 156, 2 TD

RUSHING
WAS: A. Gibson 9-49-1, A. Gandy-Golden 1-22, J. McKissic 5-15, P. Barber 3-6, I. Wright 1-6, T. McLaurin 1-3, D. Haskins Jr. 2-2
CLE: N. Chubb 19-108-2, K. Hunt 16-46, J. Natson 1-3, B. Mayfield 1-1

RECEIVING
WAS: T. McLaurin 4-83, L. Thomas 4-31, I. Wright 4-24, D. Inman 3-38-2, J. McKissic 3-37, A. Gibson 3-11
CLE: O. Beckham Jr. 4-59, J. Landry 4-36, A. Hooper 3-25, K. Hunt 2-18-1, A. Janovich 1-13, H. Bryant 1-3-1, N. Chubb 1-2

PUNT RETURNS
WAS: S. Sims Jr. 3-23
CLE: J. Natson 1-11

KICKOFF RETURNS
WAS: None
CLE: J. Natson 1-31

SACKS
WAS: M. Sweat 1-9, J. Allen 1-5
CLE: M. Garrett 2-10, S. Richardson 1-8

INTERCEPTIONS
WAS: None
CLE: K. Joseph 1-49, M. Smith 1-2, B. Goodson 1-0

2020 GAME SUMMARIES

Oct. 4, 2020 | **GAME 4** | **FedExField (Landover, Md.)**

RAVENS 31, WASHINGTON FOOTBALL TEAM 17

LANDOVER, Md. - A few big plays went a long way for the Baltimore Ravens, who took a small step toward regaining the form they displayed last year as the highest-scoring team in the league.

Lamar Jackson ran for a 50-yard touchdown and threw for two scores in a bounce-back performance by the reigning NFL MVP and the Ravens, who took control early against Washington in a 31-17 victory Sunday.

Coming off a humbling loss to Kansas City on Monday night, Baltimore (3-1) used a forced fumble, a fake punt and the longest run of Jackson's career to build a 21-10 halftime lead.

Washington (1-3) had more first downs, owned an edge in time of possession and had only 7 fewer yards than Baltimore. But the Ravens made things happen at just the right time.

The game was tough to watch for Washington coach Ron Rivera, and not just because of the score. Weakened by treatment he received during the week for cancer, Rivera occasionally took a break by sitting on the bench.

Washington's first-year coach wore a shirt that read: "RIVERA STRONG."

After throwing three interceptions last week, Washington's Dwayne Haskins Jr. went 32 for 45 for a career-high 314 yards. He was sacked three times, twice by Matthew Judon.

Jackson's numbers weren't as big, but he managed the Baltimore offense as required while completing 14 of 21 passes for 193 yards.

Limited to 97 yards passing against the Chiefs, Jackson surpassed that total by halftime. He was backed by a strong defense looking for redemption after allowing Kansas City to amass 517 yards in a 34-20 victory.

The Ravens went up 7-0 when Mark Ingram scored from the 1 after cornerback Marlon Humphrey ripped the ball out of the grasp of J.D. McKissic and Marcus Peters recovered at the Washington 34.

Late in the half, however, Jackson's run of 159 straight passes without an interception ended when he was picked by Fuller. Washington cashed in with a field goal to make it 21-10.

Limited to three catches for 22 yards by Kansas City, Andrews hauled in a 22-yard touchdown pass to increase the lead to 18.

TEAM	QTR	TIME	SCORING PLAY	DRIVE	BAL	WAS
BAL	1	2:09	M. Ingram 1 yd. run (J. Tucker kick)	2-34, 0:42	7	0
BAL	2	9:56	L. Jackson 50 yd. run (J. Tucker kick)	3-56, 1:30	14	0
WAS	2	4:41	A. Gibson 2 yd. run (D. Hopkins kick)	10-75; 5:15	14	7
BAL	2	1:49	M. Andrews 25 yd. pass from L. Jackson (J. Tucker kick)	8-75, 2:52	21	7
WAS	2	0:00	D. Hopkins 43 yd. Field Goal	3-12, 0:31	21	10
BAL	3	8:42	M. Andrews 22 yd. pass from L. Jackson (J. Tucker kick)	10-75, 6:18	28	10
BAL	4	5:16	J. Tucker 46 yd. Field Goal	10-64, 6:19	31	10
WAS	4	2:05	D. Haskins 1 yd. run (D. Hopkins kick)	4-42, 1:24	31	17

PASSING
BAL: L. Jackson 14-21 193, 2 TDs & 1 INT, S. Koch 1-1 15, R. Griffin 0-1
WAS: D. Haskins Jr. 32-45 314

RUSHING
BAL: L. Jackson 7-53-1, G. Edwards 9-38, M. Ingram 8-34-1, J. Dobbins 5-16, R. Griffin 3-3
WAS: A. Gibson 13-46-1, I. Wright 1-9, J. McKissic 2-6, P. Barber 3-5, D. Haskins Jr. 3-5-1

RECEIVING
BAL: M. Brown 4-86, M. Andrews 3-57-2, M. Boykin 2-28, W. Snead 2-20, N. Boyle 1-9, D. Duvernay 1-4, M. Ingram 1-3, J. Dobbins 1-1
WAS: T. McLaurin 10-118, J. McKissic 7-40, A. Gibson 4-82, D. Inman 4-29, I. Wright 4-20, C. Sims 2-17, L. Thomas 1-8

PUNT RETURNS
BAL: J. Proche 3-28
WAS: G. Stroman 1-(-3)

KICKOFF RETURNS
BAL: None
WAS: I. Wright 2-30

SACKS
BAL: M. Judon 2-22, J. Ferguson 1-18
WAS: T. Settle 1-2

INTERCEPTIONS
BAL: None
WAS: K. Fuller 2-0

Oct. 11, 2020 | **GAME 5** | **FedExField (Landover, Md.)**

RAMS 30, WASHINGTON FOOTBALL TEAM 10

LANDOVER, Md. - After crossing the goal line for a touchdown, Rams quarterback Jared Goff took a few steps, excitedly wound up his right arm and got ready to deliver an exclamation point Sunday at FedEx Field in Landover, Md.

The Rams were on their way to what would be a 30-10 victory over Washington.

Rain, however, made for slippery conditions. Instead of driving the ball into turf, Goff instead watched it embarrassingly squirt away.

Any ribbing Goff endures about the miscue will be offset by satisfaction from another good performance that helped the Rams improve to 4-1 and finish their conquest of the NFC East.

Goff passed for 309 yards and accounted for three touchdowns, Darrell Henderson scored two touchdowns and Aaron Donald and Troy Reeder combined for seven sacks in a victory that completed the Rams' sweep of what appears to be the NFL's weakest division.

Next Sunday's marquee matchup against the defending NFC West champion San Francisco 49ers figures to be a much tougher test than the ones the Rams faced while dispatching the Dallas Cowboys, Philadelphia Eagles, New York Giants and Washington (1-4).

The NFC East is seemingly so bad — and for the taking — it was one of the reasons Washington coach Ron Rivera gave for replacing quarterback Dwayne Haskins with Kyle Allen, and elevating Alex Smith to the backup.

Allen was knocked out of the game in the second quarter, enabling Smith to play for the first time since suffering a gruesome leg injury in 2018 that required 17 surgeries.

Both teams endured rain throughout the game — and their third cross-country trip in four weeks — to give coach Sean McVay a victory in the stadium where he spent seven seasons as a Washington assistant.

Defensive lineman Michael Brockers said many teammates were excited about the rain, not only because, "a lot of guys haven't seen rain in a little bit," but because the offense's playbook "shrinks" in those conditions because quarterbacks can't grip the ball.

But Donald and Reeder, starting in place of leading-tackler Micah Kiser, spoiled Smith's otherwise heroic return. Donald had four sacks, Reeder three. Smith completed nine of 17 passes for 37 yards.

TEAM	QTR	TIME	SCORING PLAY	DRIVE	LAR	WAS
LAR	1	7:29	D. Henderson 1 yd. run (kick failed, wl)	10-76, 6:03	6	0
WAS	1	1:34	K. Allen 7 yd. run (D. Hopkins kick)	10-73, 5:55	6	7
LAR	2	14:52	R. Woods 56 yd. pass from J. Goff (S. Sloman kick)	4-75, 1:42	13	7
LAR	2	7:32	J. Goff 2 yd. run (S. Sloman kick)	9-83, 4:40	20	7
WAS	2	0:00	D. Hopkins 48 yd. Field Goal	5-29, 0:49	20	10
LAR	3	7:04	S. Sloman 28 yd. Field Goal	10-70, 3:51	23	10
LAR	4	6:37	D. Henderson 11 yd. pass from J. Goff (S. Sloman kick)	5-51, 2:54	30	10

PASSING
LAR: J. Goff 21-30 309, 2 TDs & 1 INT
WAS: A. Smith 9-17 37, K. Allen 9-13 74

RUSHING
LAR: C. Akers 9-61, D. Henderson 15-38-1, M. Brown 8-30, J. Goff 3-0-1
WAS: A. Gibson 11-27, K. Allen 1-7-1, J. McKissic 1-3, A. Smith 1-1

RECEIVING
LAR: C. Kupp 5-66, G. Everett 4-90, R. Woods 4-71-1, D. Henderson 3-30-1, J. Reynolds 2-46, T. Higbee 2-12
WAS: J. McKissic 6-46, A. Gibson 5-24, T. McLaurin 3-26, T. Hemingway 1-10, L. Thomas 1-4, I. Wright 1-3

PUNT RETURNS
LAR: C. Kupp 4-20, N. Webster 3-11
WAS: I. Wright 2-13

KICKOFF RETURNS
LAR: None
WAS: D. Johnson 2-48

SACKS
LAR: A Donald 4-23, T. Reeder 3-12, J. Polite 1-6
WAS: M. Sweat 1-9

INTERCEPTIONS
LAR: None
WAS: K. Fuller 1-0

2020 GAME SUMMARIES

Oct. 18, 2020 | **GAME 6** | **MetLife Stadium (East Rutherford, N.J.)**

GIANTS 20, WASHINGTON FOOTBALL TEAM 19

EAST RUTHERFORD, N.J. - Head coach Ron Rivera's gambles this season have typically paid off. The Washington Football Team converted five of their eight fourth-down tries through five weeks, and it added two more conversions Sunday in New York.

But after quarterback Kyle Allen connected on a 22-yard touchdown to Cam Sims with less than a minute to play, Rivera went for it all. Trailing, 20-19, he did not want to go into overtime against the winless Giants; he wanted to win the game with a two-point conversation.

As Allen dropped back and rolled out left, he could not find anyone open. Eventually, his time to throw ran out, and his game-winning pass attempt fell incomplete, sealing Washington's fifth straight defeat.

Rivera said the game came down to Washington's two turnovers, both of which Allen committed. The second one was much more costly, as the Giants (1-5) scooped up Allen's fumble late in the fourth quarter and returned it 43 yards for a touchdown. Instead of Washington marching down the field for the game-winning drive, it received the ensuing kickoff facing a 20-13 deficit.

As Allen did throughout the game, he responded well to his mistakes by leading Washington (1-5) on a 10-play, 75-yard drive. The possession mostly consisted of short passes, but on 1st-and-10 from the Giants' 22-yard line, offensive coordinator Scott Turner called a deep shot. Allen threw a perfectly placed ball down the left side to Sims, who was only in the lineup because of injuries to Isaiah Wright and Antonio Gandy-Golden.

However, Sims' first-career touchdown catch was overshadowed by the failed two-point conversion moments later.

Aside from the giveaways, Allen was effective in his first full game as Washington's starter. The third-year signal caller spread the ball around en route to completing 31 of his 42 passes for 280 yards, two touchdowns and an interception. Terry McLaurin led all pass-catchers with 74 yards on seven catches, but he was one of four players who racked up at least 40 receiving yards. Tight end Logan Thomas (three receptions, 42 yards) caught Allen's first touchdown pass late in the first half.

The Giants pulled out their first victory by establishing the running game and capitalizing on their opportunities. Second-year quarterback Daniel Jones finished 12-of-19 passing for 112 yards, a touchdown and an interception. He was also the team's leading rusher with 74 yards on seven carries.

Washington will return to FedExField next Sunday to play the Dallas Cowboys in another NFC East showdown.

TEAM	QTR	TIME	SCORING PLAY	DRIVE	WAS	NYG
NYG	1	3:23	G. Gano 33 yd. Field Goal	9-48, 5:31	0	3
NYG	1	1:36	D. Slayton 23 yd. pass from D. Jones (G. Gano kick)	3-27, 0:55	0	10
WAS	2	10:50	D. Hopkins 35 yd. Field Goal	11-70, 5:46	3	10
NYG	2	6:15	G. Gano 20 yd. Field Goal	8-73, 4:35	3	13
WAS	2	0:13	L. Thomas 5 yd. pass from K. Allen (D. Hopkins kick)	13-70, 6:02	10	13
WAS	4	8:56	D. Hopkins 28 yd. Field Goal	14-70, 6:55	13	13
NYG	4	3:29	T. Crowder 43 yd. fumble return (G. Gano kick)		13	20
WAS	4	0:36	C. Sims 22 yd. pass from K. Allen (pass failed)	10-75, 2:53	19	20

PASSING
WAS: K. Allen 31-42 280, 2 TDs & 1 INT
NYG: D. Jones 12-19 112, 1 TD & 1 INT

RUSHING
WAS: J. McKissic 8-41, A. Gibson 9-30, K. Allen 2-8, P. Barber 4-6, I. Wright 1-1
NYG: D. Jones 7-74, D. Freeman 18-61, D. Slayton 1-(-3)

RECEIVING
WAS: T. McLaurin 7-74, J. McKissic 6-43, D. Inman 5-45, A. Gibson 4-25, I. Wright 4-25, L. Thomas 3-42, C. Sims 1-22, P. Barber 1-4
NYG: K. Smith 3-15, D. Slayton 2-41, E. Engram 2-30, G. Tate 1-11, D. Lewis 1-10, C. Board 1-8, A. Mack 1-1, D. Freeman 1-(-4)

PUNT RETURNS
WAS: I. Wright 1-2
NYG: None

KICKOFF RETURNS
WAS: D. Johnson 4-70
NYG: C. Ballentine 1-12

SACKS
WAS: R. Kerrigan 1-4
NYG: L. Williams 1-14, K. Fackrell 1-8, L. Ryan 1-7

INTERCEPTIONS
WAS: K. Fuller 1-0
NYG: J. Bradberry 1-19

2020 GAME SUMMARIES

Oct. 25, 2020 | **GAME 7** | **FedExField [Landover, Md.]**

WASHINGTON FOOTBALL TEAM 25, COWBOYS 3

LANDOVER, Md. - The Washington Football Team was at its own 48-yard line, and Trevon Diggs was arguing with Terry McLaurin at the end of a three-yard run. It's unclear exactly what Diggs said to the second-year wide receiver, but McLaurin made him pay for it seconds later.

Lined up as an outside receiver, McLaurin took off in a flat-out sprint past Diggs to get open. Quarterback Kyle Allen then delivered a high-arching pass to the former Ohio State Buckeye, who hauled in the ball and ran into the end zone to give Washington a 15-3 lead.

McLaurin flashed a grin as he jogged off the field. It was just one example of how he and Washington's offense were able to handle the Cowboys' defense with relative ease as the team racked up 397 yards in a 25-3 victory.

From start to finish, Washington moved the ball more effectively than it had all season. As Antonio Gibson put up his first-career 100-yard game with 128 yards on 20 carries and McLaurin caught seven passes for 90 yards, the offense averaged six yards per play compared to the Cowboys' 2.6.

Despite going against the NFL's No. 1 offense, the defense was able to stymie a unit that put up 464 yards per game. Andy Dalton and Ben DiNucci were sacked six times, which is the defense's best outing since Week 1, and they combined for 114 passing yards.

Ironically enough, it was the defense that got Washington on the board first after the offense drove down to Dallas' one-yard and was stopped short of the goal line. Landon Collins slapped the ball from Dalton's hand, which forced a safety that gave Washington a 2-0 lead. Following a Cowboys free kick, the offense marched 63 yards downfield on seven plays. This time, Washington punched the ball in on a 12-yard run from Gibson.

Dallas responded with a 45-yard field goal, but Washington extended the lead even further with McLaurin's touchdown as well as a 15-yard touchdown to Logan Thomas. By halftime, Washington held a 22-3 lead, which stands as the first time all season the team entered the third quarter with a lead.

From there, Washington was able to chip away at the clock. It was the only team to score points in the second half with a 30-yard field goal from Dustin Hopkins, but thanks to a stellar performance from the defense, which only allowed 30 yards in the final 30 minutes, Washington did enough to secure its second victory of the season and bring a 2-1 NFC East record into the bye week.

TEAM	QTR	TIME	SCORING PLAY	DRIVE	DAL	WAS
WAS	1	7:45	D. Schultz tackled in end zone by J. Allen for a Safety		0	2
WAS	1	3:48	A. Gibson 12 yd. run (D. Hopkins kick)	7-63, 3:57	0	9
DAL	1	1:52	G. Zuerlein 45 yd. Field Goal	4-7, 1:56	3	9
WAS	2	9:54	T. McLaurin 52 yd. pass from K. Allen (pass failed)	2-55, 0:46	3	15
WAS	2	3:08	L. Thomas 15 yd. pass from K. Allen (D. Hopkins kick)	10-60, 4:05	3	22
WAS	4	13:23	D. Hopkins 30 yd. Field Goal	11-63, 4:38	3	25

PASSING
DAL: A. Dalton 9-19 75, 1 INT, B. DiNucci 2-3 39
WAS: K. Allen 15-25 194, 2 TDs

RUSHING
DAL: E. Elliott 12-45, T. Pollard 8-16, A. Dalton 3-16, A. Cooper 1-5, C. Lamb 1-1
WAS: A. Gibson 20-128-1, J. McKissic 5-35, P. Barber 10-34, K. Allen 4-11

RECEIVING
DAL: A. Cooper 7-80, D. Schultz 2-22, E. Elliott 1-6, T. Pollard 1-6
WAS: T. McLaurin 7-90-1, L. Thomas 4-60-1, J. McKissic 2-16, C. Sims 1-22, J. Sprinkle 1-6

PUNT RETURNS
DAL: C. Lamb 1-0
WAS: D. Johnson 1-3

KICKOFF RETURNS
DAL: T. Pollard 2-97
WAS: D. Johnson 2-39

SACKS
DAL: D. Lawrence 1-4, E. Griffen 1-1
WAS: M. Sweat 2-20, L. Collins 1-16, R. Kerrigan 1-9, C. Holcomb 1-8, T. Settle 1-2

INTERCEPTIONS
DAL: None
WAS: C. Holcomb 1-0

Nov. 8, 2020 | **GAME 8** | **FedExField [Landover, Md.]**

GIANTS 23, WASHINGTON FOOTBALL TEAM 20

LANDOVER, Md. - Well after completing his longest pass of the season and avoiding the mistakes that have cost the New York Giants games, Daniel Jones faced one final challenge to preserve his first game of 2020 without a turnover.

Jones absorbed contact on a blindside sack, held on to the ball, and Logan Ryan intercepted Alex Smith not long after to seal a 23-20 victory against Washington. After coach Joe Judge stressed to his players to ''finish'' following several blown leads, the Giants finally did so Sunday and pick up their second win, Jones didn't throw an interception or lose a fumble and the defense forced five turnovers.

''That's been a focus of mine: I obviously know the importance of holding on to the ball,'' Jones said. ''We were able to protect it today, and that was a big advantage for us.''

Jones was 23 of 34 for 212 yards, including a 50-yard connection with Austin Mack and a touchdown pass to Evan Engram to build a 17-point halftime lead. The Giants (2-7) attempted to run to run things out in the second half and survived a couple of touchdown drives led by Alex Smith, who replaced injured Washington quarterback Kyle Allen.

Smith connected with Terry McLaurin on a 68-yard score, his first TD pass in 728 days, to cut New York's lead to 23-20 in the fourth quarter. But Smith threw two interceptions in the final 2:18 to end the threat for Washington (2-6). Both Giants wins are against Washington.

"It just happened that we've come ready to play against Washington these four times and been able to get wins,'' said Jones, who's 4-0 against Washington and 1-16 against the rest of the NFL as a starter. ''We'll look to build off it."

Before things got hairy for the Giants, Wayne Gallman rushed for a touchdown, and Graham Gano made three field goals to extend his streak to 18 in a row.

Allen injured his left ankle late in the first quarter, forcing Smith into just his second NFL game since gruesomely breaking his right leg in November 2018. Allen's left leg bent the wrong way on a sack by Jabrill Peppers, who was flagged for unnecessary roughness, and there was an air cast on it as he was carted off.

Smith was 24 of 32 for 325 yards, the TD and three interceptions.

"We had a chance without those (last) two,'' said Smith, whom Rivera named the starter for Washington's next game with Allen out. ''The second one is the one that really hurts. I felt like we were rolling, really had them on the heels."

TEAM	QTR	TIME	SCORING PLAY	DRIVE	NYG	WAS
NYG	1	9:35	G. Gano 38 yd. Field Goal	7-61, 2:14	3	0
NYG	1	4:15	W. Gallman 2 yd. run (G. Gano kick)	4-16, 0:58	10	0
WAS	2	13:05	D. Hopkins 48 yd. Field Goal	9-44, 6:10	10	3
NYG	2	9:24	G. Gano 48 yd. Field Goal	9-45, 3:41	13	3
NYG	2	2:05	E. Engram 16 yd. pass from D. Jones (G. Gano kick)	10-77, 4:53	20	3
WAS	3	12:24	A. Gibson 1 yd. run (D. Hopkins kick)	6-75, 2:36	20	10
NYG	3	5:12	G. Gano 42 yd. Field Goal	12-51, 7:12	23	10
WAS	4	14:56	D. Hopkins 44 yd. Field Goal	9-53, 5:16	23	13
WAS	4	10:24	T. McLaurin 68 yd. pass from A. Smith (D. Hopkins kick)	3-84, 1:00	23	20

PASSING
NYG: D. Jones 23-34 212, 1 TD
WAS: A. Smith 24-32 325, 1 TD & 3 INTs, K. Allen 5-7 62

RUSHING
NYG: W. Gallman 14-68-1, A. Morris 9-67, S. Shepard 1-18, D. Lewis 3-5, D. Jones 6-4, D. Slayton 1-2, E. Penny 1-2
WAS: A. Gibson 6-20-1, J. McKissic 3-17

RECEIVING
NYG: S. Shepard 6-39, E. Engram 5-48-1, A. Mack 4-72, D. Lewis 2-16, C. Board 1-10, W. Gallman 1-9, K. Smith 1-8, D. Slayton 1-6, A. Morris 1-4
WAS: J. McKissic 9-65, T. McLaurin 7-115-1, C. Sims 3-110, A. Gibson 3-35, I. Wright 3-30, L. Thomas 3-28, S. Sims Jr. 1-4

PUNT RETURNS
NYG: C. Board 1-6
WAS: S. Sims Jr. 1-12, I. Wright 1-0

KICKOFF RETURNS
NYG: D. Lewis 1-26
WAS: D. Johnson 3-65

SACKS
NYG: L. Williams 1-7, I. Yiadom 0.5-7.5, D. Tomlinson 0.5-7.5
WAS: K. Curl 1-7, T, Settle 1-4, C. Young 1-0, Team 1-11, J. Allen 0.5-3, R. Kerrigan 0.5-3,

INTERCEPTIONS
NYG: L. Ryan 1-15, J. Peppers 1-6, B. Martinez 1-2
WAS: None

Nov. 15, 2020 | GAME 9 | FedExField [Landover, Md.]

LIONS 30, WASHINGTON FOOTBALL TEAM 27

DETROIT, Mich. -It was a historic day for quarterback Alex Smith. Aside from making his first start since his life-threatening injury two years ago, he also had back-to-back 300-yard games for the first time in time in his career.

The only thing missing was the win.

Despite a rousing comeback and a career-high 390 yards from Smith, Washington dropped its second straight game, 30-27, and fell to 2-7 on the season.

Washington has had to fight back from double-digit halftime deficits all year. It found itself in that situation once again, as failed red-zone opportunities and explosive plays allowed the Lions to take a 17-3 lead.

Statistically, Washington had the upper hand on the Lions. It had 467 total yards, completed 46% of its third downs and held the ball for more than 35 minutes. But with the score tied and only 16 seconds left on the clock, the Lions kicked a 59-yard field goal to take the lead as time expired.

Washington's first half against the Lions looked eerily like last week's against the New York Giants. While D'Andre Swift and Adrian Peterson were slicing into the front seven, quarterback Matthew Stafford was gashing the secondary. After Washington was forced to punt on its opening drive, Stafford connected with Marvin Hall for a 55-yard touchdown, capping off a five-play, 92-yard drive to take a 7-0 lead.

Washington responded with a 38-yard field goal from Dustin Hopkins, but Detroit was back in the end zone two drives later. This time, it was Marvin Jones who found the end zone on a 27-yard score.

Smith and Washington's offense, which got into the red zone twice in the first half, seemed like it started to find some momentum in the final minutes before the break with an 11-play drive. However, Terry McLaurin coughed up the ball at Detroit's 33-yard line, which Stafford used to drive down the field and allow Matt Prater to kick a 53-yard field goal and extend the lead to 17-3.

Prater and the Lions finally responded with a 37-yard field goal to retake the lead, 27-24, giving Smith and the offense just over two minutes to either tie or take the lead. The offense moved its way down the field and was kept alive by multiple defensive penalties. Facing a 3rd-and-15 from Detroit's 34-yard line, Smith completed an 11-yard pass to Steven Sims Jr., which set up a Hopkins' 41-yard field goal that tied the score.

But with 16 seconds left and the Lions still in possession of all three timeouts, the offense, aided by a roughing the passer from defensive end Chase Young, moved down the field and put the ball just inside of Prater's range for the game-winning kick.

TEAM	QTR	TIME	SCORING PLAY	DRIVE	WAS	DET
DET	1	7:12	M. Hall 55 yd. pass from M. Stafford (M. Prater)	5-92, 1:51	0	7
WAS	1	3:25	D. Hopkins 38 yd. Field Goal	9-54, 3:47	3	7
DET	2	11:55	M. Jones 27 yd. pass from M. Stafford (M. Prater)	6-53, 2:07	3	14
DET	2	0:08	M. Prater 53 yd. Field Goal	7-34, 1:06	3	17
DET	3	7:58	D. Swift 15 yd. pass from M. Stafford (M. Prater)	11-75, 7:02	3	24
WAS	3	2:30	J. McKissic 2 yd. run (D. Hopkins kick)	11-82, 5:28	10	24
WAS	4	11:21	A. Gibson 2 yd. run (D. Hopkins kick)	11-84, 4:39	17	24
WAS	4	6:09	A. Gibson 5 yd. run (D. Hopkins kick)	6-66, 2:44	24	24
DET	4	2:37	M. Prater 37 yd. Field Goal	11-56, 3:32	24	27
WAS	4	0:16	D. Hopkins 41 yd. Field Goal	17-66, 2:21	27	27
DET	4	0:00	M. Prater 59 yd. Field Goal	3-34, 0:16	27	30

PASSING
WAS: A. Smith 38-55 390
DET: M. Stafford 24-33 276, 3 TDs

RUSHING
WAS: A. Gibson 13-45-2, T. McLaurin 1-27, P. Barber 2-7, J. McKissic 8-6, A. Smith 2-4
DET: D. Swift 16-81, A. Peterson 4-21, K. Johnson 1-3

RECEIVING
WAS: T. McLaurin 7-95, J. McKissic 7-43, I. Wright 6-59, S. Sims Jr. 5-46, L. Thomas 4-66, C. Sims 4-54, A. Gibson 4-20, P. Barber 1-7
DET: M. Jones 8-96-1, D. Swift 5-68-1, D. Amendola 3-10, M. Hall 2-61-1, T. Hockenson 2-13, J. James 2-9, Q. Cephus 1-10, A. Peterson 1-9

PUNT RETURNS
WAS: S. Sims Jr. 1-0
DET: D. Amendola 1-6

KICKOFF RETURNS
WAS: D. Johnson 5-127
DET: None

SACKS
WAS: K. Curl 1-9
DET: R. Okwara 1-14, E. Griffen 1-1

INTERCEPTIONS
WAS: None
DET: None

2020 GAME SUMMARIES

Nov. 22, 2020 | GAME 10 | FedExField [Landover, Md.]

WASHINGTON FOOTBALL TEAM 20, BENGALS 9

LANDOVER, Md. -There's no place like home for the Washington Football Team, who bounced back after a tough loss on the road Sunday. They came out on top against the Cincinnati Bengals by a score of 20-9.

Among those leading the charge for Washington was RB Antonio Gibson, who punched in one rushing touchdown. Working against Washington was the performance of QB Alex Smith, who threw one interception with only 166 yards passing.

No one had a standout game offensively for Cincinnati, but they got one touchdown from WR A.J. Green. QB Joe Burrow ended up with a passer rating of 124.60.

Joe Burrow finished after two quarters and change with 34 attempts, 22 completions, 203 yards, one touchdown, and no interceptions. During the third quarter, he suffered a horrific injury that sidelined him for the rest of the game, if not longer.

The win bumped Washington's record up to 3-7. This is the second loss in a row for the Bengals and nudges their record down to 2-7-1.

Washington will take on the Dallas Cowboys at 4:30 p.m. ET on Thursday at AT&T Stadium. As for Cincinnati, they will face off against the New York Giants at 1 p.m. ET next week at Paul Brown Stadium. New York is 1-1 after wins this season, and Cincinnati is 1-4-1 after losses.

TEAM	QTR	TIME	SCORING PLAY	DRIVE	CIN	WAS
WAS	1	1:38	A. Gibson 1 yd. run (D. Hopkins kick)	8-76, 4:06	0	7
CIN	2	7:32	A. Green 5 yd. pass from J. Burrow (kick failed wr)	7-68, 3:29	6	7
CIN	2	1:39	R. Bullock 53 yd. Field Goal	9-41, 3:49	9	7
WAS	3	8:58	S. Sims Jr. 3 yd. pass from A. Smith (D. Hopkins kick)	5-55, 2:27	9	14
WAS	3	4:47	D. Hopkins 32 yd. Field Goal	6-49, 2:16	9	17
WAS	4	9:44	D. Hopkins 50 yd. Field Goal	14-65, 7:24	9	20

PASSING
CIN: J. Burrow 22-34 203, 1 TD, R. Finlay 3-10 30, 1 INT
WAS: A. Smith 17-25 166, 1 TD & 1 INT

RUSHING
CIN: S. Perine 5-19, R. Finlay 1-19, G. Bernard 9-18, J. Burrow 2-12, A. Erickson 1-2
WAS: A. Gibson 16-94-1, J. McKissic 6-43, P. Barber 8-28, L. Thomas 1-2, A. Smith 3-(-3)

RECEIVING
CIN: T. Boyd 9-85, A. Green 4-41-1, G. Bernard 4-37, T. Higgins 3-26, D. Sample 2-29, A. Erickson 1-8, A. Tate 1-5, S. Perine 1-2
WAS: T. McLaurin 5-84, J. McKissic 3-26, S. Sims Jr. 3-13-1, C. Sims 2-20, L. Thomas 2-6, A. Gibson 1-10, I. Wright 1-7

PUNT RETURNS
CIN: A. Erickson 2-19
WAS: S. Sims Jr. 2-13

KICKOFF RETURNS
CIN: None
WAS: D. Johnson 1-25

SACKS
CIN: C. Lawson 1-5, K. Kareem 1-0
WAS: T. Settle 1-11, M. Sweat 1-8, R. Kerrigan 1-7, J. Moreland 0.5-2.5, J. Smith-Williams 0.5-2.5

INTERCEPTIONS
CIN: J. Bates III 1-12
WAS: F. Moreau 1-0

2020 GAME SUMMARIES

Nov. 26, 2020 | **GAME 11** | **AT&T Stadium (Arlington, Texas)**

WASHINGTON FOOTBALL TEAM 41, COWBOYS 16

ARLINGTON, Texas -Alex Smith has Washington at least temporarily in first place in the NFC East after winning on Thanksgiving for the first time, two years after a planned holiday showing was wrecked by the quarterback's career-threatening leg injury.

Smith and his teammates aren't going to concern themselves with how bad their division might be.

Antonio Gibson ran for three touchdowns, Smith had a scoring pass and Washington pulled away in the fourth quarter of a 41-16 Thanksgiving victory over the Dallas Cowboys on Thursday.

Smith was days away from a second career Thanksgiving start in a visit to Dallas two years ago when he was injured. Now he has a second straight victory in his improbable comeback.

Gibson's second score was a 23-yard run on the first play after an ill-advised fake punt attempt by Dallas as Washington beat its division rival on Thanksgiving for just the second time in 10 tries, the most frequent visitor for the Cowboys in their annual holiday home game.

Washington (4-7) slides ahead of Philadelphia (3-6-1) in the NFC East and will stay in first place if the Eagles lose to Seattle on Monday night. It was the third win in five games since a five-game losing streak dropped Washington to 1-5.

The Cowboys trailed 20-16 when they faced a fourth-and-10 from their 24-yard line early in the fourth quarter. Darian Thompson took the snap in front of punter Hunter Niswander and pitched to Cedrick Wilson on a reverse that was stuffed for a 1-yard loss.

On the next play, Gibson easily beat the Dallas defense to the left pylon. After another Dallas punt, Gibson capped a clock-killing drive with a 37-yard score for a 34-16 lead.

Washington made it a blowout when Montez Sweat tipped and intercepted a pass right in the face of Andy Dalton and was free to run 15 yards for a TD.

McLaurin had the defensive play of the game, tackling Smith at the Washington 4 after Smith's interception in the open field near the 50. The Cowboys went 6 yards the wrong direction and had to settle for a short field goal and a 20-16 deficit late in the third quarter.

TEAM	QTR	TIME	SCORING PLAY	DRIVE	WAS	DAL
DAL	1	8:30	G. Zuerlein 33 yd. Field Goal	11-57, 4:38	0	3
WAS	1	1:37	A. Gibson 5 yd. run (D. Hopkins kick)	12-75, 6:53	7	3
DAL	2	14:08	A. Cooper 54 yd. pass from A. Dalton (G. Zuerlein kick)	5-75, 2:29	7	10
WAS	2	7:13	D. Hopkins 23 yd. Field Goal	14-67, 6:55	10	10
WAS	2	2:26	L. Thomas 5 yd. pass from A. Smith (D. Hopkins kick)	5-19, 2:51	17	10
DAL	2	0:19	G. Zuerlein 32 yd. Field Goal	10-61, 2:07	17	13
WAS	3	10:48	D. Hopkins 36 yd. Field Goal	6-15, 3:29	20	13
DAL	3	2:32	G. Zuerlein 28 yd. Field Goal	4-(-6), 1:38	20	16
WAS	4	12:07	A. Gibson 23 yd. run (D. Hopkins kick)	1-23, 0:06	27	16
WAS	4	3:31	A. Gibson 37 yd. run (D. Hopkins kick)	10-76, 5:50	34	16
WAS	4	3:24	M. Sweat 15 yd. interception retunr (D. Hopkins kick)		41	16

PASSING
WAS: A. Smith 19-26 149, 1 TD & 1 INT, L. Thomas 1-1 28
DAL: A. Dalton 25-35, 1 TD & 1 INT

RUSHING
WAS: A. Gibson 20-115-3, P. Barber 11-57, J. McKissic 1-6, L. Thomas 1-3, A. Smith 3-1
DAL: E. Elliott 10-32, A. Dalton 3-17, T. Pollard 4-12

RECEIVING
WAS:T. McLaurin 7-92, A. Gibson 5-21, L. Thomas 4-20, J. McKissic 2-21, D. Inman 1-15, S. Sims Jr. 1-8
DAL: A. Cooper 6-112-1, M. Gallup 6-41, D. Schultz 5-24, C. Lamb 5-21, T. Pollard 2-10, E. Elliott 1-7

PUNT RETURNS
WAS: S. Sims Jr. 2-15
DAL: C. Lamb 1-9

KICKOFF RETURNS
WAS: D. Johnson 2-41
DAL: None

SACKS
WAS: C. Young 1-9, T. Settle 1-7, J. Reaves 1-4, 0.5 D. Payne, 0.5 C. Holcomb
DAL: R. Gregory 2-16, D. Lawrence 1-5

INTERCEPTIONS
WAS: M. Sweat 1-5
DAL: J. Smith 1-43

Dec. 7, 2020 | **GAME 12** | **Heinz Field (Pittsburgh, Pa.)**

WASHINGTON FOOTBALL TEAM 23, STEELERS 17

PITTSBURGH, Pa. - The Pittsburgh Steelers are undefeated no more. Mike Tomlin's club was handed its first loss of the season courtesy of the Washington Football Team, who pulled off the stunning 23-17 win. This upset really developed in the second half where Washington was able to dig out of an 11-point deficit they created in the first. Alex Smith knotted the game at 17 with 9:09 to play in the fourth quarter on an eight-play drive that resulted in a 15-yard touchdown reception for Logan Thomas.

After that score, Pittsburgh drove within field goal range but elected to go for it on fourth-and-1 at the Washington 28-yard line and Ron Rivera's defense was able to break up a pass intended for running back Anthony McFarland that turned the ball over on downs. From there, Dustin Hopkins was eventually able to kick the 45-yard field goal to give Washington its first lead of the game with just over two minutes remaining in the contest.

While that was theoretically enough time for Ben Roethlisberger and the Steelers offense to drive down the field and at least tie the ballgame, the veteran quarterback's first pass of the ensuing drive was tipped by Montez Sweat and intercepted by Jon Bostic, a turnover that all but clinched the game for Washington, which moves to 5-7 on the year.

Alex Smith finished his night with 296 yards passing and a touchdown. Meanwhile, J.D. McKissic picked up the load in Washington's backfield following Antonio Gibson's toe injury, catching all 10 of his targets for 70 yards. Peyton Barber also had a rushing score. As for Pittsburgh, Roethlisberger threw for 305 yards on 53 pass attempts and notched two touchdowns along with that pick in the loss.

With the win, Washington remains tied with the Giants (who swept their season series with Washington) in the NFC East division race. And while they were unable to clinch a playoff berth on Monday night, the Steelers, based on their perfect record against conference opponents, remain ahead of the Chiefs for the race to obtain the AFC's No. 1 seed.

TEAM	QTR	TIME	SCORING PLAY	DRIVE	WAS	PIT
PIT	2	10:33	D. Johnson 3 yd. pass from B. Roethlisberger (M. Wright kick)	14-72, 6:16	0	7
PIT	2	3:54	J. Washington 50 yd. pass from B. Roethlisberger (M. Wright kick)	1-50, 0:09	0	14
WAS	2	0:01	D. Hopkins 49 yd. Field Goal	6-28, 0:49	3	14
WAS	3	8:16	P. Barber 1 yd. run (D. Hopkins kick)	14-82, 6:44	10	14
PIT	4	14:57	M. Wright 37 yd. Field Goal	11-63, 4:23	10	17
WAS	4	9:09	L. Thomas 15 yd. pass from A. Smith (D. Hopkins kick)	8-53, 3:14	17	17
WAS	4	2:04	D. Hopkins 45 yd. Field Goal	9-45, 2:49	20	17
WAS	4	0:17	D. Hopkins 45 yd. Field Goal	4-(-2), 1:42	23	17

PASSING
WAS: A. Smith 31-46 296, 1 TD
PIT: B. Roethlisberger 33-53 305, 2 TD & 1 INT

RUSHING
WAS: P. Barber 14-23-1, A. Gibson 2-14, J. McKissic 5-8
PIT: A. McFarland 4-15, B. Snell 8-5, J. Samuels 1-1

RECEIVING
WAS: J. McKissic 10-70, L. Thomas 9-98, C. Sims 5-92, S. Sims Jr. 4-17, T. McLaurin 2-14, I. Wright 1-5
PIT: D. Johnson 8-71-1, E. Ebron 7-68, J. Smith-Schuster 7-28, J. Samuels 3-11, J. Washington 2-80-1, C. Claypool 2-38, B. Snell 2-5, R. McCloud 2-4

PUNT RETURNS
WAS: S. Sims Jr. 1-9
PIT: R. McCloud 3-28

KICKOFF RETURNS
WAS: D. Johnson 3-72
PIT: R. McCloud 1-32

SACKS
WAS: None
PIT: R. Spillane 1-9, T. Watt 1-7, S. Tuitt 1-7

INTERCEPTIONS
WAS: J. Bostic 1-0
PIT: None

2020 GAME SUMMARIES

Dec. 13, 2020 | **GAME 13** | **State Farm Stadium (Glendale, Ariz.)**

WASHINGTON FOOTBALL TEAM 23, 49ERS 15

GLENDALE, Ariz. - The Washington Football Team retook first place in the NFC East on Sunday with their 23-15 win over the San Francisco 49ers. It was a matchup that was completely dominated by Washington and its defense for the first three quarters, but San Francisco's offense did make things interesting by scoring a touchdown early in the fourth quarter to cut the deficit to eight.

Dwayne Haskins replaced Alex Smith under center in the second half after the veteran suffered a calf injury and Haskins was able to secure the victory, but it was rookie pass rusher Chase Young who was the MVP of this matchup. He recorded four total tackles, one sack, a forced fumble, a fumble recovery and a touchdown just in the first half!

As for the 49ers, they struggled to find consistency on the offensive side of the ball. Nick Mullens completed 25 of 45 passes for 256 yards, one touchdown and one interception, but also turned the ball over twice. Raheem Mostert led the rushing attack with 65 yards on 14 carries, and rookie wideout Brandon Aiyuk caught 10 passes for a total of 119 yards. With this loss, it likely knocks San Francisco out of the postseason race, while Washington has once again found new life.

Washington scored two touchdowns on Sunday, and neither came from the offense. It's hard to overstate how good this Washington defensive line is. They accounted for three sacks, four passes defensed, nine quarterback hits and a touchdown. When the offense couldn't get anything going in the first half, Daron Payne forced a fumble and Young returned it all the way for six points.

They consistently put pressure on Mullens, which in turn shortened the amount of time the defensive backs had to stay locked on their assignments. What's probably most important, however, is that this defensive line scores points. The two turnovers they forced turned into 10 points -- and the three turnovers the defense forced as a whole turned into 17 points.

With 2:40 remaining in the fourth quarter, it appeared the 49ers had a legitimate chance to win this game. They were down eight points, had possession at their own 48-yard line and a set of downs to work with, but Washington forced them off the field immediately with a four-and-out. On 4th and 12, Jon Bostic and Ronald Darby stonewalled Kendrick Bourne from crossing the imaginary yellow line, and that was virtually the game.

It was just one of several big plays Bostic made on Sunday afternoon, and he finished with a game-high 10 total tackles and one pass defensed. The defensive line is what stands out about this unit, but the linebackers deserve praise as well.

TEAM	QTR	TIME	SCORING PLAY	DRIVE	WAS	SF
SF	1	0:47	J. Wilson 1 yd. run (R. Gould kick)	7-57, 4:23	0	7
WAS	2	5:45	D. Hopkins 51 yd. Field Goal	7-29, 3:49	3	7
WAS	2	3:06	D. Hopkins 31 yd. Field Goal	6-13, 1:57	6	7
WAS	2	0:58	C. Young 47 yd. fumble return (D. Hopkins kick)		13	7
WAS	3	10:05	D. Hopkins 21 yd. Field Goal	11-72, 4:55	16	7
WAS	3	0:00	K. Curl 76 yd. interception return (D. Hopkins kick)		23	7
SF	4	10:18	K. Juszczyk 6 yd, pass from N. Mullens (N. Mullens-K. Bourne pass)	11-75, 4:42	23	15

PASSING
WAS: A. Smith 8-19 57 1 INT, D. Haskins Jr. 7-12 51
SF: N. Mullens 25-45 260 1 TD & 1 INT

RUSHING
WAS: J. McKissic 11-68, P. Barber 12-37, C. Sims 1-5
SF: R. Mostert 14-65, J. Wilson 11-31-1, D. Samuel 1-9, K. Juszczyk 1-3

RECEIVING
WAS: L. Thomas 6-43, T. McLaurin 2-24, J. McKissic 2-18, P. Barber 2-1, I. Wright 1-9, C. Sims 1-5
SF: B. Aiyuk 10-119, K. Bourne 3-42, R. James 3-33, R. Dwelley 2-20, K. Juszczyk 2-15-1, J. Reed 2-13, R. Mostert 2-5, J. Wilson 1-13

PUNT RETURNS
WAS: S. Sims Jr. 2-36
SF: R. James 2-5, B. Aiyuk 1-10

KICKOFF RETURNS
WAS: None
SF: None

SACKS
WAS: K. Pierre-Louis 1-9, C. Young 1-8, M. Sweat 1-5, D. Payne 1-2
SF: D. Jordan 1-8, J. Willis 1-5

INTERCEPTIONS
WAS: K. Curl 1-76-1
SF: J. Verrett 1-0

Dec. 20, 2020 | **GAME 14** | **FedExField (Landover, Md.)**

SEAHAWKS 20, WASHINGTON FOOTBALL TEAM 15

LANDOVER, Md. - Russell Wilson asked Carlos Dunlap to make a play to get the Seattle Seahawks into the playoffs, and the veteran defensive end was all too eager to deliver.

Dunlap shook off a lingering foot injury and sacked Washington's Dwayne Haskins to shore up a 20-15 victory Sunday that clinched a playoff spot. It's Seattle's ninth berth in 11 seasons under coach Pete Carroll but Dunlap's first crack at the postseason since 2015 and safety Jamal Adams' first in his NFL career.

Carroll called it a "sweet win," brushing off a rough fourth quarter to celebrate another accomplishment. Russell Wilson threw for a touchdown, Carlos Hyde ran 50 yards for a score, and the Seahawks (10-4) picked off Haskins twice to build a big lead before holding on with a big defensive stop in the final minutes.

It was only fitting Dunlap had the big sack on third-and-15 with just over a minute left, given his lengthy playoff drought.

Washington (6-8) still has that opportunity in the NFC East, even though its winning streak was snapped at four with Alex Smith out because of a calf injury. Haskins finished 38 of 55 for 295 yards, a TD pass and the two interceptions.

Wilson threw for 121 yards and a 10-yard TD pass to Jacob Hollister and ran for 52 on six carries. Hyde's 50-yard TD run was Seattle's longest rushing play of the season.

TEAM	QTR	TIME	SCORING PLAY	DRIVE	SEA	WAS
SEA	1	8:50	J. Myers 43 yd. Field Goal	8-30, 4:00	3	0
SEA	2	10:52	J. Myers 40 yd. Field Goal	10-47, 4:21	6	0
SEA	2	1:45	J. Hollister 10 yd. pass from R. Wilson (J. Myers kick)	10-97, 5:05	13	0
WAS	2	0:06	D. Hopkins 48 yd. Field Goal	11-46, 1:39	13	3
SEA	3	13:13	C. Hyde 50 yd. run (J. Myers kick)	4-75, 5:50	20	3
WAS	4	14:14	P. Barber 1 yd. run (kick failed wr)	14-96, 5:50	20	9
WAS	4	7:16	J. McKissic 6 yd. pass from D. Haskins Jr. (run failed)	11-64, 3:57	20	15

PASSING
SEA: R. Wilson 18-27 121 1 TD & 1 INT
WAS: D. Haskins Jr. 38-55 295 1 TD & 2 INTs

RUSHING
SEA: C. Carson 15-63, C Hyde 2-55-1, R. Wilson 6-52, R. Penny 2-6, D. Moore 1-5
WAS: J. McKissic 14-51, D. Haskins Jr. 3-28, P. Barber 4-5-1

RECEIVING
SEA: D. Metcalf 5-43, T. Lockett 4-34, J. Hollister 2-17-1, D. Moore 2-10, C. Hyde 2-8, C. Carson 2-6, F. Swain 1-3
WAS: L. Thomas 13-101, J. McKissic 9-56-1, T. McLaurin 7-77, C. Sims 5-26, I. Wright 2-15, S. Sims Jr. 1-11, R. Foster 1-9

PUNT RETURNS
SEA: D. Reed 3-19
WAS: S. Sims Jr. 2-(-1)

KICKOFF RETURNS
SEA: W. Dissly 1-8
WAS: D. Johnson 2-42

SACKS
SEA: A. Robinson 1-11, C. Dunlap 1-9, L. Collier 1-5, J. Adams 1-1
WAS: None

INTERCEPTIONS
SEA: D. Reed 1-20, Sq. Griffin 1-0
WAS: D. Payne 1-0

2020 GAME SUMMARIES

Dec. 27, 2020 | **GAME 15** | **FedExField [Landover, Md.]**

PANTHERS 20, WASHINGTON FOOTBALL TEAM 13

LANDOVER, Md. - Less than a week after being stripped of his captaincy and fined for violating protocol during a pandemic, Dwayne Haskins was stripped of the ball, threw two interceptions and lost his starting job, maybe for good.

Haskins' failed second chance coupled with a special teams blunder and defensive miscues added up to Washington blowing its first chance to clinch the NFC East by losing to the Carolina Panthers 20-13 on Sunday. Falling flat with a chance to win and get in came with one silver lining: Washington can still finish atop the division and make the playoffs by beating Philadelphia in the season finale.

So was this one, and Rivera opted to start Haskins in the aftermath of the 2019 first-round pick partying with several people without a mask and being docked $40,000 for breaking COVID-19 rules. Haskins rewarded his coach by turning the ball over three times in the first half and was 14 of 28 for 154 yards before Rivera pulled him for Taylor Heinicke.

By the time Heinicke entered early in the fourth quarter with Washington down 14, it was too late. Haskins' mistakes, Steven Sims' muffed punt that turned into a Panthers touchdown and the defense's early struggles made it too deep a hole to dig out of.

Heinicke was 12 of 19 for 137 yards in relief and threw a 29-yard TD pass to J.D. McKissic with 1:50 left. He hadn't played since 2018 — with Carolina — and was signed to the practice squad less than three weeks ago.

With Rivera looking to get into the playoffs by beating his former team, the scene was instead eerily reminiscent of four years ago when Jay Gruden-coached Washington lost a potential win-and-in Week 17 matchup against the Giants, who like Carolina had nothing to play for.

New York's loss earlier Sunday at Baltimore put the NFC East squarely in focus for Washington (6-9), which now must beat Jalen Hurts and the Eagles next week to wrap up the NFL's weakest division.

Carolina (5-10) snapped a three-game skid behind 197 yards passing from Teddy Bridgewater and an opportunistic performance on defense and special teams. With Christian McCaffrey out again, Curtis Samuel had five catches for 106 yards and was the Panthers' leading rusher with 52 yards on seven carries.

TEAM	QTR	TIME	SCORING PLAY	DRIVE	CAR	WAS
CAR	1	1:42	B. Zylstra fumble recovery in the end zone (kick failed wr)		6	0
CAR	2	8:37	M. Davis 1 yd. run (J. Slye kick)	10-80, 6:14	13	0
CAR	2	3:06	R. Anderson 14 yd. pass from T. Bridgewater (J. Slye kick)	6-55, 3:34	20	0
WAS	2	1:20	D. Hopkins 48 yd. Field Goal	9-45, 1:46	20	3
WAS	3	4:01	D. Hopkins 26 yd. Field Goal	7-66, 2:56	20	6
WAS	4	1:50	J. McKissic 29 yd. pass from T. Heinicke (D. Hopkins kick)	8-91, 1:19	20	13

PASSING
CAR: T. Bridgewater 19-28 197 1 TD & 1 INT
WAS: D. Haskins Jr. 14-28 154 2 INT, T. Heinicke 12-19 137 1 TD

RUSHING
CAR: C. Samuel 7-52, M. Davis 14-28-1, R. Smith 7-23, T. Bridgewater 6-7, A. Armah 1-3
WAS: A. Gibson 10-61, T. Heinicke 3-22, J. McKissic 4-15, P. Barber 1-10, L. Thomas 1-0

RECEIVING
CAR: R. Anderson 7-39-1, C. Samuel 5-106, D. Moore 5-37, R. Smith 2-15
WAS: J. McKissic 8-77-1, L. Thomas 7-63, S. Sims Jr. 4-52, C. Sims 3-63, A. Gibson 3-8, R. Foster 1-28

PUNT RETURNS
CAR: None
WAS: S. Sims Jr. 1-0

KICKOFF RETURNS
CAR: T. Cannon 1-29
WAS: D. Johnson 1-22

SACKS
CAR: B. Burns 1-7, Y. Gross-Matos 1-6, M. Haynes 1-0
WAS: D. Payne 1-9, C. Young 1-7, M. Sweat 1-7, C. Holcomb 1-7

INTERCEPTIONS
CAR: T. Whitehead 1-0, T. Boston 1-0
WAS: K. Curl 1-12

Jan. 23 2020 | **GAME 16** | **Lincoln Financial Field [Philadelphia, Pa.]**

WASHINGTON FOOTBALL TEAM 20, EAGLES 14

PHILADELPHIA, Pa. - Just call the Washington Football Team division champs.

Alex Smith threw two touchdown passes and Washington beat the Philadelphia Eagles 20-14 Sunday night to capture the lowly NFC East.

The Washington franchise, which changed its nickname in July after years of protests about it, became the first team in the Super Bowl era to reach the playoffs following a 2-7 start. Washington earned the NFC's No. 4 seed and will host Tom Brady and the Tampa Bay Buccaneers (11-5) in a wild-card game next Saturday night. A loss would've given the New York Giants (6-10) the division title.

It didn't hurt the visitors that Eagles coach Doug Pederson switched to third-string quarterback Nate Sudfeld early in the fourth quarter, which didn't go over well with Giants players posting their reaction on Twitter. Sudfeld hadn't thrown a pass since 2018 and was picked on his second attempt. He also lost a fumble.

Hurts' passer rating of 25.4 was the lowest by an Eagles starting quarterback since Nick Foles posted a 9.3 rating in the final regular-season game in 2017. Foles ended that season as the Super Bowl MVP.

Led by Smith and Rivera, Washington (7-9) is the third team to win a division title with a losing record during a full 16-game season. Seattle (2010) and Carolina (2014) previously did it and each won a playoff game.

Smith threw a 13-yard TD pass to Logan Thomas in the second quarter to give Washington a 17-14 lead it never relinquished after Jalen Hurts scored on a pair of 6-yard TD runs for Philadelphia (4-11-1).

The 36-year-old Smith began the season as the No. 3 quarterback, a remarkable comeback following 17 surgeries on his leg and a life-threatening infection put his career in jeopardy. He led Washington's turnaround, going 4-1 before missing the previous two games with a calf strain.

Smith tossed a 5-yard pass to Terry McLaurin to give Washington a 7-0 lead in the first quarter. After Kamren Curl intercepted Hurts' pass, Dustin Hopkins kicked a 42-yard field goal to make it 10-0.

Rivera wore a division champions T-shirt during his post-game news conference while players were hooting and hollering and celebrating in the background.

Down 17-14, the Eagles had an excellent opportunity at Washington's 15 after Marcus Epps picked Smith's pass that bounced out of J.D. McKissic's hands. The Eagles had a first down from the 5 but gained only 1 yard. Pederson passed up a short field goal and starter Jalen Hurts threw incomplete on fourth down from the 4.

Washington opened the season with a 27-17 victory over the Eagles. Dwayne Haskins started that game for Washington and Carson Wentz for Philadelphia. Haskins was released last week. Wentz was benched last month and was inactive for this one.

TEAM	QTR	TIME	SCORING PLAY	DRIVE	WAS	PHI
WAS	1	4:19	T. McLaurin 5 yd. pass from A. Smith (D. Hopkins kick)	15-91, 8:13	7	0
WAS	1	2:02	D. Hopkins 42 yd. Field Goal	4-8, 2:06	10	0
PHI	2	10:18	J. Hurts 6 yd. run (J. Elliott kick)	10-75, 6:44	10	7
PHI	2	3:54	J. Hurts 6 yd. run (J. Elliott kick)	7-65, 4:09	10	14
WAS	2	0:20	L. Thomas 13 yd. pass from A. Smith (D. Hopkins kick)	9-55, 1:04	17	14
WAS	4	7:42	D. Hopkins 42 yd. Field Goal	4-1, 1:52	20	14

PASSING
WAS: A. Smith 22-32 162 2 TDs & 2 INTs
PHI: J. Hurts 7-20 72 1 INT, N. Sudfeld 5-12 32 1 INT, G. Ward 1-1 15

RUSHING
WAS: A. Gibson 19-75, S. Sims Jr. 1-18, P. Barber 4-10
PHI: B. Scott 15-65, J. Hurts 8-34-2, N. Sudfeld 2-12, J. Huntley 2-5, J. Hightower 1-1, C. Clement 1-1

RECEIVING
WAS: T. McLaurin 7-40-1, C. Sims 5-43, J. McKissic 5-30, L. Thomas 3-37-1, A. Gibson 1-6, S. Sims Jr. 1-6
PHI: Z. Ertz 3-16, J. Arcega-Whiteside 2-40, B. Scott 2-14, T. Fulgham 1-15, J. Reagor 1-15, C. Clement 1-7, Q. Watkins 1-6, G. Ward 1-6

PUNT RETURNS
WAS: S. Sims Jr. 2-20
PHI: G. Ward 4-18

KICKOFF RETURNS
WAS: D. Johnson 1-22
PHI: None

SACKS
WAS: M. Sweat 1-13, C. Young 1-5, J. Bostic 1-3
PHI: A. Singleton 1-8, R. Williams 1-5, M. Jackson 1-4

INTERCEPTIONS
WAS: K. Curl 1-0, J. Reaves 1-0
PHI: T. Edwards 1-13, M. Epps 1-0

2020 GAME SUMMARIES

Jan. 9, 2021 | **GAME 17** | **FedExField [Landover, Md.]**

BUCCANEERS 31, WASHINGTON FOOTBALL TEAM 23

LANDOVER, Md. - New team, same swashbuckling playoff success for Tom Brady.

Brady threw for 381 yards and two touchdowns to lead the Tampa Bay Buccaneers past Washington 31-23 in their NFC wild-card game Saturday night for their first playoff victory since the 2002 season. Brady was critical of his play and the offense's performance in the red zone but relished picking up his 31st career postseason win.

In his 42nd postseason start and first not in a New England Patriots uniform, Brady made the most of a lack of early pressure to build a lead against the NFL's second-ranked defense that held up.

Brady had to outduel Washington's Taylor Heinicke, who had a breakout performance in just his second pro start and first in the playoffs in place of injured starter Alex Smith. Heinicke - signed in early December to the practice squad - ran for 46 yards and a touchdown and threw for 306 yards and a score.

But Heinicke wasn't enough to overcome Brady's off-and-on brilliance. While Bill Belichick and the Patriots watch from home with their playoff streak snapped at 11 following a 7-9 season, Brady has the opportunity to play in another Super Bowl - in his new home stadium.

The Buccaneers await the result of Chicago at New Orleans on Sunday to see if they'll be visiting Drew Brees and the Saints or host the Los Angeles Rams next weekend. They'd need a Bears upset to play at home in the divisional round.

Age doesn't seem to matter much to Brady, who at 43 years, 159 days passed George Blanda as the oldest player to throw a TD pass in a playoff game. A 36-yard scoring connection with Antonio Brown was Brady's longest in the playoffs since 2011.

Brady was methodical in the first half with 12 completions for 209 yards and wasn't sacked until the final minute of the second quarter.

Heinicke made things interesting in the third, most notably scrambling for an 8-yard TD by diving at the pylon in the corner of the end zone. The play even got the attention of reigning Super Bowl champion Patrick Mahomes, who tweeted, "Bro what!?!?!"

The 27-year-old banged up his left shoulder and didn't look the same on the next drive. While Heinicke was getting looked at, Brady engineered a 69-yard scoring drive capped by a 3-yard TD run by Fournette, which made it 28-16 and was enough to withstand Heinicke's attempt to be the unlikely hero.

TEAM	QTR	TIME	SCORING PLAY	DRIVE	TB	WAS
TB	1	11:49	R. Succop 29 yd. Field Goal	9-70, 3:11	3	0
TB	1	2:51	A. Brown 36 yd. pass from T. Brady (kick blocked)	6-58, 2:06	9	0
WAS	2	12:59	J. McKissic 2 yd. run (D. Hopkins kick)	10-75, 4:52	9	7
TB	2	10:03	C. Godwin 27 yd. pass from T. Brady (run failed)	5-61, 2:56	15	7
TB	2	1:50	R. Succop 23 yd. Field Goal	10-82, 4:20	18	7
WAS	3	11:46	D. Hopkins 36 yd. Field Goal	7-52, 3:14	18	10
WAS	3	2:14	T. Heinicke 8 yd. run (pass failed)	7-61, 3:39	18	16
TB	4	13:32	R. Succop 38 yd. Field Goal	9-55, 3:42	21	16
TB	4	9:11	L. Fournette 3 yd. run (R. Succop kick)	7-69, 3:22	28	16
WAS	4	4:51	S. Sims Jr. 11 yd. pass from T. Heinicke (D. Hopkins kick)	11-75, 4:20	28	23
TB	4	2:49	R. Succop 37 yd. Field Goal	7-58, 2:02	31	23

PASSING
TB: T. Brady 22-40 381 2 TDs
WAS: T. Heinicke 26-44 306 1 TD & 1 INT

RUSHING
TB: L. Fournette 19-93-1, A. Brown 1-22, K. Vaughn 5-21, S. Miller 1-8, T. Brady 3-(-2)
WAS: T. Heinicke 6-46-1, A. Gibson 14-31, J. McKissic 2-5-1, S. Sims Jr. 1-4

RECEIVING
TB: M. Evans 6-119, C. Godwin 5-79-1, C. Brate 4-80, L. Fournette 4-39, A. Brown 2-49-1, S. Miller 1-15
WAS: C. Sims 7-104, T. McLaurin 6-75, L. Thomas 5-74, S. Sims Jr. 3-33-1, J. McKissic 2-8, A. Gibson 2-4, J. Sprinkle 1-8

PUNT RETURNS
TB: J. Mickens 2-16
WAS: S. Sims Jr. 0-0

KICKOFF RETURNS
TB: J. Mickens 2-26
WAS: D. Johnson 1-31

SACKS
TB: L. David 1-11, A. Nelson 1-6
WAS: D. Payne 2-14, M. Sweat 1-2

INTERCEPTIONS
TB: S. Murphy-Bunting 1-0
WAS: None

HISTORY

ALL-TIME ASSISTANT COACHES

A

Akey, Robb 2015-16
Aldrich, Charles "Ki" 1947
Angelichio, Brian 2019
Applebaum, Matt 2010
Arapoff, Jason 1992-2000
Arnsparger, Bill 2001
Austin, Bill 1969-70, 1973-77

B

Baker, Brian 2014
Baker, Ray 1937-39
Ball, Herman 1952-54
Banta, Bradford 2014-16
Barry, Joe 2015-16
Bass, Marvin 1952
Banker, Chuck 1987-88
Bernstein, Harrison 2007-09
Bielski, Dick 1973-76
Blache, Greg 2004-09
Blacken, Malcolm 2010
Bowser, Bob 1978-80
Breaux, Don 1981-93, 2004-07
Brindise, Noah 2002-03
Bugel, Joe 1981-89, 2004-09
Burney, Jacob 2010-14
Burns, DeChon 2002-03
Burns, Jack 1989-91, 2004-07
Burns, Keith 2013
Byner, Earnest 2004-07

C

Cabrelli, Larry 1951
Callahan, Bill 2015-19
Callahan, Ray 1978-80
Cameron, Cam 1994-96
Carberry, Kevin 2016-17
Carpenter, Ken 1968
Carpenter, Lew 1969-70
Carmichael Jr., Pete 2001
Carter, Rubin 1999-2000
Catavolos, George 2002-03
Cavanaugh, Matt 2015-19
Cherundolo, Charles 1964-65
Clark, Mike 2015-16
Clarke, Ken 2003
Collins, Jim 2002-03
Coyer, Larry 2013
Crumpler, Bobby 2003-09

D

Day, Shane 2014-15
Del Rio, Jack 2020-21
Del Rio, Luke 2020-21
DePaul, Bobby 1989-93
Diange, Joe 1987
Dickson, George 1969-70, 1978-80
Doll, Don 1966-70
Dowhower, Rod 1990-93
Dowler, Boyd 1971-72
Dudley, Bill 1953
Dunn, John 1984-86, 2004-05

E

Edwards, George 2002-03
Edwards, Glenn "Turk" 1940-45, 1949
Englehart, Chad 2010-21
Embree, Jon 2010
Evans, Dick 1955-58

F

Fazio, Foge 2000
Fewell, Perry 2015-16
FitzGerald, Jeff 1998-99
Flaherty, Pat 2000
Flowers, Richmond 2010-13
Foerster, Chris 2010-14

G

Garber, Chip 2009
Gibbs, Coy 2004-06
Gibron, Abe 1960-64
Gray, Jerry 2006-09
Gray, Torrian 2017
Grimm, Chad 2015-19
Grimm, Russ 1992-2000
Gruden, Deuce 2017
Guenther, Paul 2002-03

H

Haluchak, Mike 1994-96
Hanifan, Jim 1990-96
Harris, Chris 2020-21
Haslett, Jim 2010-14
Hastings, John 2002-09
Hayes, Tom 1995-99
Hawkins, Ralph 1972-77
Hefferle, Ernie 1959
Helton, Kim 2002-03
Henning, Dan 1981-82, 1987-88
Hickman, Bill 1973-77, 1981-88
Hightower, Richard 2010-13
Hilliard, Ike 2012, 2014-19
Hilton, John 1978-80
Hilyer, Jim 1975-76
Hixon, Stan 2004-07
Hoener, Pete 2020-21
Holland, Lawson 2002-08
Holmes, Jerry 2001
Horton, Ray 1994-96, 2019
Hostler, Jim 2020-21
Huff, Sam 1969-70
Hughes, Ed 1964-67
Hunley, Ricky 2002
Hunt, John 2002-03

J

Jackson, Bobby 1994-99
Jackson, Hue 2001-03
Jackson, Steve 2004-11
Jacobs, Ben 2020-21
Jordan, Randy 2014-21

K

Kaczor, Nate 2019-21
Karmelowicz, Bob 1994-96
Khayat, Bill 2007-09
Kilroy, Frank 1962-64
Kim, Joe 2015
King, Jennifer 2020-21
Kotwica, Ben 2014-17
Kuharich, Joe 1954

L

LaFleur, Matt 2010-13
Lanham, Paul 1973-77, 1987-88
Latham, Kavan 2017-21
Lazor, Bill 2004-07
Leggett, Earl 1997-99
Levy, Marv 1971-72
Lewis, Marvin 2002
Lindsey, Dale 1997-98, 2004-06
Lynn, Ron 1994-96

M

Mann, Richard 2001
Manusky, Greg 2001, 2016-19
Marchibroda, Ted 1961-65, 1971-74
Martz, Mike 1997-98
Mathews, Ray 1968
Matthews, Cannon 2017-19
Matuszak, Marv 1977
Matsko, John 2020-21
McCardell, Keenan 2010-11
McCormack, Mike 1966-72
McCulley, Pete 1977
McDaniel, LeCharls 1997-2000
McDaniel, Mike 2011-13
McPeak, Bill 1959
McVay, Sean 2010-16
Mee, Kirk 1974-77
Meeks, Ron 2000
Meidt, Chris 2008-09
Millner, Wayne 1946-48, 1954
Mills III, Sam 2020-21
Mitchell, Stump 2008-09
Moore, Wilber 1947-50
Morgan, Chris 2011-13
Morris, Raheem 2012-14
Morton, Chip 2002
Munsey, Bret 2014-19
Musgrave, Bill 2005

N

Neri, Jerry 1952
Nenaber, Brett 2020-21
Nixon, Mike 1954-58
Nolan, Mike 1997-99
Nunn, Robert 2003

O

O'Connell, Kevin 2017-19
O'Connor, Fred 1979-80
O'Hara, Chris 2017-19
Olivadotti, Kirk 1999-2010, 2014-17
Olson, Rich 1999-2000

P

Palermo, John 2008-09
Pardee, Jack 1973
Peccatiello, Larry 1981-93
Peetz, Jake 2014
Petitbon, Richie 1978-92
Pendry, Joe 2001
Phillips, Wes 2014-17
Pleasant, Aubrey 2013-16
Pope, Michael 1997-99

ALL-TIME ASSISTANT COACHES

R

Ragone, Dave 2015
Raines, Frank 1988-89
Rauscher, Phil 2018-19
Rattay, Tim 2019
Raye, Jimmy 2001
Reed, Max 1950
Renfro, Ray 1966-67
Rhodes, Ray 2000
Rhome, Jerry 1983-87
Riley, Dan 1982-99
Rivera, Vincent 2020-21
Robiskie, Terry 1994-2000
Rodgers, Richard 2020-21
Rodriguez, Pete 1994-97
Rowe, James 2017-19
Russ, Steve 2020-21
Ryan, Rob 2019

S

Sankal, Jake 2016-21
Saunders, Al 2006-07
Saunders, Bob 2006-07
Scarry, Mike 1966-68
Schottenheimer, Brian 2001
Schottenheimer, Kurt 2001
Schiotz, Matt 2001
Sevier, Wayne 1981-86, 1989-93
Shanahan, Kyle 2010-13
Sidwell, Ed 1997-99
Siemering, Larry 1953
Simmons, Warren "Rennie" 1981-93, 2004-08
Slowik, Bob 2010-13
Slowik, Bobby 2011-13
Smith, Arthur 2007-08
Smith, Danny 2004-12
Smith, Mark 2003
Smith, Sherman 2008-09
Spanos, Lou 2010-11
Sparano, Jim 2001
Speros, Jim 1982-83
Spinosa, Tony 2006
Spurrier Jr., Steve 2002-03
Sullivan, Joe 1971-72
Stamn, Aaron 2019
Stautner, Ernie 1965
Stock, Mike 2001-03
Storm, Todd 2020-21
Svare, Harland 1969-70

T

Taylor, Charley 1981-93
Temerario, Tim 1960-65
Tereshinski, Joe 1955-59
Terrell, Drew 2020-21
Thomas, Emmit 1986-94
Todd, Dick 1951
Tomsula, Jim 2017-19
Torgeson, Torgy 1959-61, 1971-77, 1981-93
Trgovac, Mike 2000-01
Turner, Bobby 2010-13
Turner, Scott 2020-21
Tuttle, Orville 1951

U

Urich, Richard "Doc" 1978-80

V

Verduzco, Jason 2000
Vieselmeyer, Brent 2020-21

W

Wachenheim, Scott 2009
Waldron, Shane 2017
Walker, DeWayne 2004-05
Waller, Charlie 1972-77
Walton, Frank 1948
Walton, Joe 1974-80
Wetzel, Steve 1990-91
Wharton, Travelle 2020-21
Williams, Gregg 2004-07
Wilson, George 1965
Wilson, Kirby 2000
Willsey, Ray 1962-63
Winner, Charley 1971-72
Wright, Ray 2010-14

Z

Zampese, Ken 2020
Zgonina, Jeff 2020

Honor Roll

There are currently 11 members of the team's assistant coach honor roll, which recognizes coaches with at least 10 seasons of service as an assistant in Washington.

Coach (Years) ..... Seasons
Don Breaux (17) 1981-93, 2004-07
Joe Bugel (15) 1981-89, 2004-09
Bill Hickman (13) 1973-77, 1981-88
Kirk Olivadotti (15) 2000-10, 2014-17
Larry Peccatiello (13) 1981-93
Richie Petitbon (15) 1978-92
Dan Riley (18) 1982-99
Wayne Sevier (11) 1981-86, 1989-93
"Rennie" Simmons (18) 1981-93, 2004-08
Charley Taylor (13) 1981-93
"Torgy" Torgeson (23) 1959-61, 1971-77, 1981-93



ALL-TIME JERSEY NUMBERS

0

Olsewski, John, B 1958-60

00

Bagarus, Steve, HB 1945-46

1

Roby, Reggie, P 1993-94
Turk, Matt, P 1995-99
Bentley, Scott, K 2000
Plackemeir, Ryan, P 2008
Paulescu, Sam, P 2010
Potter, John, K 2013

2

Weil, Jack, P 1987
Mojsiejenko, Ralf, P 1989-90
Goodburn, Kelly, P 1990-93
Murray, Eddie, K 1995,2000
Forbath, Kai, K 2012-15

3

Guglielmi, Ralph, QB 1955-60
Gogolak, Charlie, K 1966-68
Moseley, Mark, K 1974-86
George, Jeff, QB 2000-01
Hollenbach, Sam, QB 2007
Smith, Hunter, P (also 17) 2009
Beck, John, QB (also 12) 2010
Hopkins, Dustin, K 2015-20

4

Bragg, Mike, P 1968-79
Atkinson, Jess, K 1986-87
Heppner, Kris, K 2000
Husted, Michael, K 2000
Barker, Bryan, P 2001-03
Hasselbeck, Tim, QB 2004
Frost, Derrick, P 2005-07
Gano, Graham, K 2009-11
Heinicke, Taylor, QB 2020

5

Knight, Curt, K 1969-73
Hayes, Jeff, P 1982-85
Ariri, Obed, K 1987
Shuler, Heath, QB 1994-96
Conway, Brett, K 1998-02
Chandler, Jeff, K 2004
Brennan, Colt, QB 2009
McNabb, Donovan, QB 2010
Cundiff, Billy, K 2012
Way, Tress, P 2014-20

6

Haji-Sheikh, Ali, K 1987
Kenney, Bill, QB 1989
Akers, David, K 1998-99
Barnhardt, Tommy, P (also 14) 2000
Matthews, Shane, QB 2002
Kimrin, Ola, K 2004
Suisham, Shaun, K 2006-09
Bidwell, Josh, P 2010
Rocca, Sav, P 2011-13
Rose, Nick, K 2017
Sanchez, Mark, QB 2018
Woodrum, Josh, QB 2019

7

Theismann, Joe, QB 1974-85
Haskins Jr., Dwayne, QB 2019-20

8

Holly, Bob, QB 1982-83
Lohmiller, Chip, K 1988-94
Husak, Todd, QB 2000
Garcia, Jose, K 2002
Hasselbeck, Tim, QB 2003
Brunell, Mark, QB 2004-07
Grossman, Rex, QB 2010-12
Cousins, Kirk, QB (also 12) 2014-17
Johnson, Josh, QB 2018
Keenum, Case, QB 2019
Allen, Kyle 2020

9

Jurgensen, Sonny, QB 1964-74

10

Bukich, Rudy, QB 1957-58
Day, Eagle, QB (also 19) 1959-60
Connell, Mike, P 1980-81
Schroeder, Jay, QB 1984-85
Rutledge, Jeff, QB 1990-92
Green, Trent, QB 1995-98
Graham, Kent, QB 2001
Jarrett, Craig, K 2002
Hall, John, K 2003-06
Bartel, Richard, QB 2009
Gaffney, Jabar, WR 2011
Griffin III, Robert, QB 2012-15
Richardson, Paul, WR 2018-19
Antonio Gandy-Golden, WR 2020

11

Pinckert, Ernie, FB 1937-40
Hare, Cecil, FB 1941-42, 45
Fiorentino, Al, G 1943-44
Jones, Harvey, DB 1947
Wyant, Fred, QB 1956
Ninowski, Jim, QB 1967-68
McQuilken, Kim, QB 1978-80
Rypien, Mark, QB 1987-93
Weldon, Casey, QB 1999
Ramsey, Patrick, QB 2002-05
Espy, Mike, WR 2006-07
Thomas, Devin, WR 2008-10
Robinson, Aldrick, WR (also 15) 2012-13
Jackson, DeSean, WR 2014-16
Pryor Sr., Terrelle, WR 2017
Smith, Alex, QB 2018-20

12

Britt, Eddie, FB 1937
Morgan, Boyd, HB 1939-40
Goodyear, John, HB 1942
Rymkus, Lou, T 1943
Fuller, Larry, HB 1944-45
Shoener, Herb, E, (also 84) 1948-49
Gilmer, Harry, QB 1948-52, 54
Ferris, Neil, DB 1951-52
Johnson, Randy, QB 1975-76
Mortensen, Fred, QB 1979
Flick, Tom, QB 1981
Laufenberg, Babe, QB (also 16) 1983-85
Cox, Steve, P 1985
Conklin, Cary, QB 1990-93
Frerotte, Gus, QB 1994-98
Banks, Tony, QB 2001
Hamdan, Gibran, QB 2003
Harris, Steven, WR 2007
Kelly, Malcolm, WR 2008-10
Beck, John (also 3) 2011
Cousins, Kirk, QB (also 8) 2012-13
Roberts, Andre, WR 2014-15
McCoy, Colt, QB (also 16) 2016-19
Brown, Tony, WR 2020

13

Justice, Ed, HB 1937-42
Johnson, Larry, C 1944
Monaco, Ray, G 1944
Ryan, Frank, QB 1969-70
Scott, Jake, S 1976-78
Jacke, Chris, K 1997
Thompson, Derrius, WR (also 88) 2000
Armstrong, Anthony, WR 2010-11
Williams, Nick, WR 2013
Harris, Maurice, WR 2016-18
Harmon, Kelvin, WR 2019-20

14

Manton, Tillie, FB 1938
Kreuger, Al, HB 1941-42
Piasecky, Al, E 1943-45
Miller, Tom, E 1945
Farmer, Tom, HB 1947-48
Cox, Billy, B (also 40) 1951-52, 55
LeBaron, Eddie, QB 1952-53, 55-59
Shiner, Dick, QB 1964-66
Zendejas, Max, K 1986
Barnhardt, Tommy, P 1988
Blanchard, Cary, K 1998
Johnson, Brad, QB 1999-2000
Tuthill, James, K 2002
Brooks, Durant, P 2008
Grant, Ryan, WR 2014-17
Quinn, Trey, WR 2018
Davis, Trevor, WR 2020

15

Barber, Jim, T 1937-41
Watts, George, T 1942
Sneddon, Bob, HB 1944
Couppee, Al, G 1946
Hollar, John, RB 1948-49
Papit, John, B (also 25) 1951-53
Izo, George, QB 1961-64
Kruczek, Mike, QB 1980
Rae, Mike, QB 1981
Robinson, Tony, QB 1987
Archer, Dave, QB 1988
Coleman, Greg, P 1988
Hostetler, Jeff, QB 1997
Collins, Todd, QB 2006-09
Morgan, Joshua, WR 2012-13
Robinson, Aldrick, WR (also 11) 2014
Sims Jr., Steven, WR 2019-20

ALL-TIME JERSEY NUMBERS

16

Slivinski, Steve, G 1939-43
Sharp, Everett, T 1944-45
Steber, John, G 1946-50
Dorow, Al, QB 1954-56
Snead, Norm, QB 1961-63
Began, Gary, QB 1968-69
Petitbon, Richie, S 1971-72
Laufenberg, Babe, QB (also 12) 1983-85
Rubbert, Ed, QB 1987
Humphries, Stan, QB 1989-91
Gannon, Rich, QB 1993
Query, Jeff, WR 1995
Blanton, Scott, K 1996-98
Peete, Rodney, QB 1999
Banks, Brandon, WR 2010-12
McCoy, Colt, QB (also 12) 2014-15
Chesson, Jehu, WR 2018

17

Edwards, Turk, T 1937-39
Davis, Fred, T 1941-42, 45
Reynolds, Mack, QB 1960
Hall, Galen, QB 1962
Theofiledes, Harry, QB 1968
Kilmer, Billy, QB 1971-78
Owen, Tom, QB 1982
Hart, Jim, QB 1984
Batkowski, Steve, QB 1985
Williams, Doug, QB 1986-89
Friesz, John, QB 1994
Wuerffel, Danny, QB 2002
Campbell, Jason, QB 2005-09
Smith, Hunter, P (also 3) 2010
Bellamy, Josh, WR 2013
Floyd, Michael, WR 2018
McLaurin, Terry, WR 2019-20

18

Michaels, Ed, G 1937
Bartos, Hank, G 1938
Ericksen, Carl, C 1938-39
Titchenal, Bob, C 1940-42
Hayden, Ken, C 1943
Akins, Frank, FB 1943-46
Marcus, Pete, E 1944
Duckworth, Joe, E 1947
Macioszczyk, Art, B 1948
Berrang, Ed, E 1949-52
Scarbath, Jack, QB 1953-54
Wyche, Sam, QB 1971-73
Austin, Terrence, WR 2010-11
Lewis, Lance, WR 2013
Doctson, Josh, WR 2016-18
Quinn, Trey, WR 2019
Wright, Isaiah, WR 2020

19

Malone, Charley, E 1937-40
Aguirre, Joe, E 1941, 43-45
Pebbles, Jim, E 1946-49, 51
Day, Eagle, QB (also 10) 1959-60
Pierce, Dan, RB 1970
Shedd, Kenny, WR 2000
Tupa, Tom, P 2004-05
Mix, Anthony, WR 2007
Stallworth, Donté, WR 2011
Briscoe, Dezmon, WR 2012
Ross, Rashad, WR 2015-16
Davis, Robert, WR 2017-18
Foster, Robert, WR 2020

20

Battles, Cliff, RB 1937
Karamatic, George, HB 1938
Seymour, Bob, HB 1940-45
Sandifer, Dan, HB 1948-49
Thomas, George, B 1950-51
Rykovich, Jules, B 1952-53
Rosso, George, B 1954
Norris, Hal, B 1955-56
Nix, Doyle, HB 1958-59
Vereb, Ed, RB 1960
Freeman, Bob, HB 1962
Budd, Frank, WR 1963
Mazurek, Fred, B 1965-66
Allen, Jerry, B 1967-69
Mason, Tommy, RB 1971-72
Stone, Ken, S 1973-75
Lavender, Joe, CB 1976-82
Morton, Michael, RB 1985
Welch, Herb, DB 1989
Mays, Alvoid, CB 1990-94
Logan, Marc, FB 1995-97
Hicks, Skip, RB 1998-2000
Bates, Michael ,KR 2001
Morton, Chad, RB/KR 2003-04
Prioleau, Pierson, S 2005-07
Tryon, Justin, CB 2008-09
Harris, Macho, S 2010
Atogwe, Oshiomogho, S 2011
Griffin, Cedric, CB 2012
Minnifield, Chase, CB 2014
Johnson, Jeron, S 2015
Toler, Greg, CB 2016
Kelley, Rob, RB (also 32) 2017-18
Clinton-Dix, Ha Ha, S 2018
Collins, Landon, S 2019
Moreland, Jimmy, CB 2020

21

Olsson, Swede, G 1937-38
Farman, Dick, G 1939-43
Walton, Frank, G 1944-45
Ward, Bill, C 1946-47
Deeks, Don, T 1947
Goode, Rob, B (also 39) 1949-51, 54-55
Barni, Roy, B 1955-56
Sommer, Mike, B (also 27) 1958
Glick, Gary, B 1959-61
Schick, Doyle, LB 1961
Carr, Jim, LB 1964-65
Mingo, Gene, K 1967
Harold, George, B 1968
Brown, Tom, DB 1969
Jones, Larry, WR 1974-77
Nelms, Mike, KR 1980-84
Jessie, Tim, RB 1987
Byner, Earnest, RB 1989-93
Boykin, Todd, CB 1994
Allen, Terry, RB 1995-98
McMillian, Mark, CB 1999
Sanders, Deion, CB 2000
Smoot, Fred, CB (also 27) 2001-04
Taylor, Sean, S (also 36) 2005-07

22

Bond, Chuck, T 1937-38
Zimmerman, Roy, HB 1940-42
Turley, Doug, E 1944-48
Dowda, Harry, B (also 44) 1949-53
Justice, Charlie, B 1950, 52-54
Crotty, Jim, B 1960-61
Jackson, Leroy, HB 1962-63
Lewis, Dan, RB 1965
Jackson, T.J., WR 1967
Harris, Jim, DB 1970
Taylor, Roosevelt, DB 1972
Thomas, Mike, RB 1975-78
Hardeman, Buddy, RB 1979-80
Jordan, Curtis, S (also 25) 1981-86
Burmeister, Danny, DB 1987
Morris, Jamie, RB 1988-89
Bowles, Todd, S (also 23) 1986-90, 92-93
Thomas, Johnny, CB (also 41) 1988-90, 92-94
Wycheck, Frank, TE (also 36) 1993-94
Sutton, Eric, S 1996
Williams, Jamel, S 1997-98
Murrell, Adrian, RB 2000
Serwanga, Kato, DB 2001-02
McCullough, Sultan, RB 2003
Dennis, Pat, S 2004
Rogers, Carlos, CB 2005-10
Barnes, Kevin, CB (also 25) 2011
Royster, Evan, RB (also 35) 2012-13
Porter, Tracy, CB 2014
Everett, Deshazor, CB/S 2015-20

23

Irwin, Don, FB 1937-40
Birlem, Keith, HB 1939
Madarik, Elmer, DB 1948
Haynes, Hall, B 1950-55
Crabb, Claude, CB 1962-63
Hunter, Bill, DB 1965
Owens, Brig, DB 1966-77
Peters, Tony, SS 1979-82, 84-85
Bowles, Todd, S (also 22) 1986-90, 92-93
Savage, Sebastian, CB 1995
Bailey, Robert, CB 1995
Barnes, Tomur, CB 1996
Stevens, Matt, S 1998-2000
Carter, Ki-Jana, RB 2001
Branch, Bruce, KR 2002
Jimoh, Ade, DB 2003-04
Stoutmire, Omar, S 2005
Vincent, Troy, CB/S 2006
Stoutmire, Omar, S 2007
Hall, DeAngelo, CB/S 2008-17
Dunbar, Quinton, CB 2018-19
Love, Bryce, RB 2019
Darby, Ronald, CB 2020

24

Turner, Jay, HB 1938-39
Livingston, Howie, HB 1948-50
Heath, Leon, B (also 32) 1951-53
Kincaid, Blackie, DB 1954
Podoley, Jim, HB 1957-60
Sample, Johnny, DB 1963-65
Rector, Ron, RB 1966
Larson, Pete, RB 1967-68
Wade, Bob, DB 1969
Malinchak, Bill, WR 1970-74, 76
Thomas, Spencer, S 1975
Parrish, Lemar, CB 1978-81
Washington, Joe, RB (also 25) 1981-84
Washington, Anthony, CB 1983-84
Bryant, Kelvin, RB 1986-88, 90
Harry, Carl, WR 1989, 92
Eilers, Pat, CB (also 25) 1992-94
Richard, Stanley, S 1995-98
Bailey, Champ, CB 1999-03

ALL-TIME JERSEY NUMBERS

Springs, Shawn, CB 2004-08
Davis, James, RB 2010
Gomes, DeJon, S 2012
Rambo, Bacarri, S 2013-14
Sanford, Jamarca, S 2014
Ihenacho, Duke, S 2015
Norman, Josh, CB 2016-19
Gibson, Antonio, RB 2020

25

Krause, Max, FB 1937-40
Dow, Ken, FB 1941
Poillon, Dick, B 1942, 46-69
Seno, Frank, HB 1943-44
Doolan, John, HB 1945
Brown, Hardy, B 1950
Papit, John, B (also 15) 1951-53
Adduci, Nick, B (also 44) 1954-55
Runnels, Tom, B 1956-57
Lynch, Dick, B 1958
McCabe, Dick, B 1959
Krakoski, Joe, B 1961
Atkins, Pervis, HB 1964
Whitfield, A.D., RB 1966-68
Hull, Mike, RB 1971-74
Brown, Eddie, S 1975-77
Malone, Benny, RB 1978-79
Jordan, Curtis, S (also 22) 1981-86
Washington, Joe, RB (also 24) 1981-84
Etherly, Dave, DB 1987
Oliphant, Mike, RB 1988
Dupard, Reggie, RB 1989-90
Washington, Mickey, CB 1992
Eilers, Pat, S (also 24) 1992-94
Carter, Tom, CB 1993-96
Denton, Tim, CB 1998-99
Greer, Donovan 2001
Bauman, Rashad, DB 2002-03
Clark, Ryan, DB 2004-05
Wright, Kenny, DB 2006
Green, Mike, S 2008
Barnes, Kevin, CB (also 22) 2009-10
Hightower, Tim, RB 2011
Grant, Ryan, RB 2012
Williams, Keiland, RB (also 35) 2012
Clark, Ryan, S 2014
Thompson, Chris, RB (also 37) 2013, 2015-19
Moreau, Fabian, CB 2020

26

Carroll, Vic, C/G 1937-42
Foltz, Vernon, C 1944
Lolotai, Al, T 1945
Ruthstrom, Ralph, LB 1947
Castiglia, Jim, B 1947-48
Cochran, Tom, B 1949
Spaniel, Frank, B 1950
Salem, Ed, B 1951
Davis, Andy, B 1953
Shula, Don, DB 1957
Stits, Bill, DB 1959
Krause, Paul, DB 1964-67
Brunet, Bob, RB 1968, 70-77
Harris, Don, S 1978-79
Metcalf, Terry, RB 1981
Evans, Reggie, RB 1983
Smith, Ricky, CB 1984
Badjanek, Rick, RB 1986
Wilson, Wayne, RB 1987
McEwen, Craig, TE 1987-88
Davis, Wayne, CB 1989-90
Copeland, Danny, S 1991-93
Grant, Alan, CB 1994
Oliver, Muhammad, CB 1995
Dishman, Cris, CB 1997-98
Buckley, Curtis, CB 1999
Drakeford, Tyronne, CB 2000
Ohalete, Ifeanyi, S 2001-03
Portis, Clinton, RB 2004-10
Wilson, Josh, CB 2011-13
Breeland, Bashaud, CB 2014-17
Peterson, Adrian, RB 2018-19
Collins, Landon, S 2020

27

Parks, Mickey, C 1938-40
Stuart, Jim, T 1941
Zeno, Joe, G 1942-44
Audet, Earl, T 1945
Bartos, Joe, B 1950
Ferris, Neil, DB 1951-52
Menasco, Don, DB 1954
DeCarlo, Art, B 1956-57
Walters, Les, DB 1958
Sommer, Mike, B 1959, 61
Love, John, WR 1967
Houston, Ken, S 1973-80
Edwards, Brad, S 1990-93
Taylor, Keith, S (also 29) 1994-96
Evans, Greg, S 1998
Paul, Tito, CB 1999
Carrier, Mark, FS 2000
McClellion, Central, DB 2001
Franz, Todd, DB 2002
Harris, Walt, CB 2004-05
Smoot, Fred, CB (also 21) 2007-09
Johnson, Larry, RB 2010

28

Peterson, Nels, E 1937
Masterson, Bob, E 1938-43
Schilling, Ralph, DE 1946
Taylor, Hugh, E (also 84) 1947-54
Scudero, Joe, B 1954-58
Rzempoluch, Ted, DB 1963
Clay, Ozzie, HB 1964
Smith, Dick, DB 1967-68
Henderson, Jon, WR 1970
Haymond, Alvin, DB 1972
Mul-Key, Herb, RB 1972-74
Bryant, Trent, CB 1981
Crissy, Cris, WR 1981
Green, Darrell, CB 1983-02

29

Karcher, Jim, G 1937-39
Andrako, Steve, C 1940-41
DeCorrevant, Bill, HB 1945
Britt, Oscar, G 1946
Wilde, George, HB 1947
Hartley, Howard, B 1948
Dwyer, Jack, B 1951
Barry, Paul, B 1953
Zagers, Bert, B 1955, 57-58
Vactor, Tad, CB 1969-74
Murphy, Mark, S 1977-84
Branch, Reggie, RB (also 30) 1985-89
Gulledge, David, S 1992
Taylor, Keith, S (also 27) 1994-96
Turner, Scott, CB 1995-97
Shade, Sam, S 1999-02
Franz, Todd, S 2003-04
Torrence, Leigh, CB 2006-07
Holmes, Lendy, S 2009
Jones, Reggie, CB 2010
Simpson, Chad, RB 2010
Helu Jr., Roy, RB 2011-14
Culliver, Chris, CB 2015
Ihenacho, Duke, S 2016
Guice, Derrius, RB 2018-19
Fuller, Kendall, CB (also 38) 2017, 2020

30

Howell, Millard, B 1937
Filchock, Frank, QB 1938-41, 44-45
Juzwik, Steve, HB 1942
Dunn, Coye, HB 1943
Youel, Jim, QB 1946-48
Sutton, Ed, B 1957-59
Cunningham, Jim, FB 1961-63
Briggs, Bob, B 1965
Jordan, Jeff, RB 1971-72
Salter, Bryant, S 1974-75
Kiick, Jim, RB 1977
Forte, Ike, RB 1978-80
Giaquinto, Nick, RB 1981-83
Moore, Jeff, RB 1984
Branch, Reggie, RB (also 29) 1985-89
Garner, Dwight, RB 1986
Holman, Walter, RB 1987
Mickles, Joe, RB 1989
Mitchell, Brian, RB 1990-99
Canidate, Trung, RB 2003
Broughton, Nehemiah, RB 2005-06
Landry, LaRon, S 2007-11
Butler, Crezdon, CB 2012
Johnson, Domonique, CB 2012
Biggers, E.J., CB 2013-14
Jarrett, Kyshoen, DB 2015
Bruton Jr., David, S 2016
Apke, Troy, CB 2018-20

31

Johnston, Jimmy, HB 1939-40
Clair, Frank, E 1941
Weldon, Larry, QB 1944-45
Ehrhardt, Clyde, C 1949
Bosseler, Don, FB 1957-64
Kantor, Joe, B 1966
Harraway, Charley, FB 1969-73
Evans, Charlie, RB 1974
Jenkins, Ken, RB 1985
Vaughn, Clarence, S 1987-91
Clifton, Gregory, WR 1993
Pounds, Darryl, CB 1995-99
Terrell, David, CB 2000-03
Simon, John, RB (IR) 2004
Cartwright, Rock, FB (also 40) 2005-09
Buchanon, Phillip, CB 2010-11
Meriweather, Brandon, S 2012-14
Jones, Matt, RB 2015-16
Moreau, Fabian, CB 2017-19
Wilson, Shaun, RB 2019
Curl, Kamren, S 2020

32

McChesney, Bob, E 1937-43
Cafego, George, HB 1943
Rosato, Sal, FB 1945-47
Stout, Pete, B 1949-50
Heath, Leon, FB (also 24) 1951-53
Elter, Leo, B 1955-57
Wulff, Jim, B 1960-61
Barnes, Billy Ray, RB 1962-63

ALL-TIME JERSEY NUMBERS

Clay, Billy, DB 1966
McDonald, Ray, RB 1967-68
Dyer, Henry, RB 1969-70
Pardee, Jack, LB 1971-72
Curtis, Mike, LB 1977-78
Dean, Vernon, CB 1982-87
McEwen, Craig, TE 1987-88
Wilder, James, RB 1990
Ervins, Ricky, RB 1991-94
Thibodeaux, Keith, CB 1997
Wright, Toby, CB 1999
Dukes, Chad, RB 2000
Bennett, Donnell, FB 2001
Watson, Kenny, RB 2002
Jimoh, Ade, DB 2005-06
Mason, Marcus, RB 2009
Russell, Anderson, S 2010
Thompson, Brandyn, CB 2011
Pugh, Jordan, S 2012-13
Redd, Jr., Silas, RB 2014
Kelley, Rob, RB (also 20) 2016
Perine, Samaje, RB 2017-18
Moreland, Jimmy, CB 2019
Johnson, Danny 2020

33

Baugh, Sammy, QB 1937-52
-- Number retired --

34

Hartman, Bill, HB 1938
German, Jimmy, QB 1939
Sanford, Haywood, E 1940
Micka, Mike, FB 1944
Gaffney, Jim, B 1946
Quirk, Ed, FB 1948-51
Cloud, John, B 1952-53
Smith, Jim, DB 1968
Green, Tony, RB 1978
Hammond, Bobby, RB 1979-80
Williams, Kevin, CB 1985, 88
Davis, Brian, CB 1987-90
Kimble, Garry, DB 1987
Hoage, Terry, S 1991
Bayless, Martin, S 1994
Kitts, Jim, FB 1998
Symonette, Josh, S 2000
Metcalf, Eric, PR/RB 2001
Lott, Andre, S 2002-04
Patterson, Dimitri, DB 2005
Eubanks, John, CB 2006-07
Westbrook, Byron, CB 2009-10
Robinson, Trenton, S 2013-15
Brown, Mack, RB 2016-17
Marshall, Byron, RB 2017-18
Smallwood, Wendell, RB 2019
Barber, Peyton, RB 2020

35

Smith, Riley, QB 1937-38
Moore, Wilbur, HB 1939-46
Dudley, Bill, B 1950-51, 53
Casares, Rick, RB 1965
Looney, Joe Don, RB 1966-67
Hill, Calvin, RB 1976-77
Deloplaine, Jack, RB 1978
Perrin, Lonnie, RB 1979
Claitt, Rickey, RB 1980-81
Griffin, Keith, RB 1984-85
Mayhew, Martin, CB 1989-92
Evans, Leomont, CB 1996-99
Jospeh, Ricot, DB 2002
Doering, Jason, S 2004
Morton, Christian, DB 2005
Ganther, Quinton, RB 2009
Williams, Keiland, RB 2010
Royster, Evan, RB (also 22) 2011
Jones, David, CB 2012
Ihenacho, Duke, S 2014
Rogers, Justin, CB (also 38) 2015
Phillips, Dashaun, CB 2015-16
Nicholson, Montae, S 2017-19

36

Wilkin, Willie, T 1939-43
Harris, Henry, T 1947-48
Drazenovich, Chuck, LB 1950-59
Hatcher, Ron, RB 1962
Tracy, Tom, RB 1963-64
Barrington, Tom, RB 1966
Nelson, Ralph, RB 1975
Moss, Eddie, RB 1977
Smith, Timmy, RB 1987-88
Cofer, Joe, DB 1987
Wycheck, Frank, TE (also 22) 1993-94
Bell, William, FB 1994-96
Maston, Le'Shai, FB 1998
Taylor, Sean, S (also 21) 2004
Duckett, T.J, RB 2006
Broughton, Nehemiah, RB 2007
Williams, Eddie 2009
Young, Darrel, FB 2010-15
Cravens, Su'a, S 2016
Swearinger, D.J., S 2017-18
Ferguson, Josh, RB 2019

37

Young, Bill, T 1937-42, 46
Pasqua, Joe, T 1943
Watson, Jim, C 1945
Tereshinski, Joe, E 1947-54
Lockett, J.W., FB 1964
Fischer, Pat, DB 1968-77
Cherry, Raphel, S 1985
Williams, Kevin, CB 1985-88
Curtis, Travis, CB 1988, 91
Riggs, Gerald, RB 1989-91
Morrison, Darryl, S (also 38) 1993-96
Smith, Cedric, FB 1994-95
Washington, James, S 1996
Campbell, Jesse, S 1997-98
Centers, Larry, FB 1999-2000
Doughty, Reed, S 2006-13
Thompson, Chris, RB (also 25) 2014
Harris, Jeremy, CB 2015
Smithson, Fish, CB 2017
Stroman, Greg, CB 2018-19
Sensabaugh, Coty, CB 2019
Stroman, Greg, CB 2020
Leake, Javon, RB 2020

38

Smith, Ben, E 1937
Bradley, Hal, E 1938
Fisher, Bob, T 1940
Aldrich, Ki, C 1942
Jenkins, Jacque, FB 1943, 46
Conkright, Bill, C 1943
Dye, Les, E 1944-45
Goodnight, Clyde, DB 1949-50
Martin, Jim, K 1964
Seedborg, John, K 1965
Casares, Rick, RB 1965
Willis, Larry, S 1973
Smith, Larry, RB 1974
Harmon, Clarence, RB 1977-82
Rogers, George, RB 1985-87
Reaves, Williard, RB 1989
Morrison, Darryl, S (also 37) 1993-96
Frisch, David, TE (also 80) 1997
Gillespie, Robert, RB 2002
Macklin, David, CB 2007
Rashad, Sha'reff, S 2010
Ducre, Greg, CB 2014
Rogers, Justin, CB (also 35) 2014
Goldson, Dashon, S 2015
Fuller, Kendall, CB (also 29) 2016
Holsey, Joshua, CB 2017-18
Thomas, Simeon, CB 2019
Webster, Kayvon, CB 2019

39

Kawal, Ed, C 1937
Stralka, Clem, C 1938-42, 45-46
Hanna, Zip, G 1945
Buksar, George, B 1951-52
Sykes, Bob, B 1952
Goode, Rob, RB (also 21) 1949-51, 54-55
Francis, Dave, B 1963
Hughley, George, B 1965
Wonsley, Otis, RB 1981-85
Lane, Skip, S 1987
Green, Robert, RB 1992
Rush, Tyrone, RB 1994
Fox, Vernon, S 2006-07
Crawford, Richard, CB 2012
Amerson, David, CB 2013-15
Thomas, Pierre, RB 2015
Whitner Sr., Donte, S 2016
McClure, Stefan, S 2017
Bibbs, Kapri, RB 2017
Alexander, Adonis, CB 2018
Reaves, Jeremy, S 2019-20

40

Millner, Wayne, E 1936-41, 45
Kovatch, John, E 1942, 46
Ribar, Frank, G 1943
Cox, Billy, B (also 14) 1951-52, 55
Lowe, Gary, B 1956-57
Horner, Sam, DB 1960-61
Sanders, Lonnie, DB 1963-67
Martin, Aaron, DB 1968
Kopay, Dave, RB 1969-70
Nock, George, RB 1972
Hyatt, Fred, WR 1973
Cunningham, Doug, RB 1974
Anderson, Bob, RB 1975
Hall, Windlan, S 1977
Jackson, Wilbur, RB 1980-82
Smith, Jimmy, RB 1984
Kane, Rick, RB 1984
Walton, Alvin, S 1986-91
Brooks, Reggie, RB 1993-95
Cartwright, Rock, FB (also 31) 2002-04
Archuletta, Adam, S 2006
Brown, Andre, RB 2010
Choice, Tashard, RB 2011
Nelson, Kyle, LS 2013
Okoro, Kenny, CB 2014
Williams, Cary, CB 2015
Harvey-Clemons, Josh, LB 2017-19
Warren, Michael, RB 2020

ALL-TIME JERSEY NUMBERS

41

Krause, Red, C 1938
Todd, Dick, RB 1939-42, 45-48
Stasica, Leo, HB 1943
Wells, Billy, B 1954, 56-57
Watson, Sid, B 1958
Hudson, Bob, LB 1959
Steffen, Jim, DB 1961-65
Bass, Mike, CB 1969-75
Carpenter, Brian, CB 1983-84
Morrison, Tim, CB 1986-87
Woodberry, Dennis, DB 1987-88
Thomas, Johnny, CB (also 22) .. 1988-90, 92-94
Mandeville, Chris, DB 1989
Crutchfield, Buddy, CB 1998
Harrison, Lloyd, CB 2000
Bowen, Matt, S 2003-05
Kozlowski, Brian, TE 2004-07
Moore, Kareem, S 2008-10
Williams, Madieu, S 2012
Thomas, Phillip, S 2014
Blackmon, Will, CB/S 2015-16
Peters, Otha, LB 2017
Johnson, Danny, CB 2018-19
McKissic, J.D., RB 2020

42

Tuckey, Dick, FB 1938
Hare, Ray, QB 1940-43
North, Jim, T 1944
Adams, John, T 1945-49
Sebek, Nick, QB 1950
Alban, Dick, B 1952-55
Planutis, Jerry, B 1956
Anderson, Bill, E 1958-63
Taylor, Charley, RB-WR 1964-77

43

Kahn, Eddie, G 1937
Bond, Randall, QB 1938
Cifers, Ed, T 1941-42, 46
Campofreda, Nick, C 1944
Barber, Ernie, C 1945
Szafaryn, Len, T 1949
Williams, John, B 1952-53
Janowicz, Vic, B 1954-55
Haley, Dick, B 1959-60
Kerr, Jim, DB 1961-62
Walters, Tom, DB 1964-67
Brown, Larry, RB 1969-76

44

Farkas, Andy, FB 1938-44
Ananis, Vito, B 1945
Condit, Merle, HB 1945
Garzoni, Mike B 1947
Roussos, Mike, T 1948-49
Dowda, Harry, B (also 22) 1949-53
Adduci, Nick, B (also 25) 1954-55
Thurlow, Steve, RB 1966-68
Severson, Jeff, DB 1972
Denson, Moses, RB 1974-75
Riggins, John, RB 1976-79, 81-85

45

Russell, Bo, T 1939-40
Hoffman, Bob, RB 1940-41
Beinor, Ed, T 1942
Lapka, Ted, E 1943-44, 46
McKee, Paul, E 1947-48
Stovall, Dick, C 1949
Baker, Sam, K (also 49) 1953, 56-59
Felton, Ralph, B 1954-60
Duncan, Leslie, DB 1971-74
Williams, Gerard, DB 1976-78
White, Jeris, CB 1980-82
Wilburn, Barry, CB 1985-89
Johnson, Sidney, CB 1990-92
Walker, Brian, S 1996
Sellers, Mike, TE 1998-2000, 04-05
Royal, Robert, TE (IR) 2002
Simon, John, RB 2003
Sellers, Mike, FB 2006-11
Murphy, Jerome, CB 2012-13
Evans, Josh, S 2016
Robertson, Pete, LB 2017
Rodgers-Cromartie, Dominique, CB 2019
Burton, Michael, FB 2019

46

Young, Roy, T 1938
Spirida, John, E 1939
Banta, Jack, B 1941
Gentry, Lee, HB 1941
Gibson, Joe, E 1943
Natowich, Andy, HB 1944
Bedore, Tom, C 1944
Ungerer, Joe, T 1944-45
Steen, Paul, T 1946
Sommer, Jack, C 1947
Doll, Don, DB 1953
Atkeson, Dale, B 1954-56
Hackbart, Dale, DB 1961-63
Harris, Rickie, DB 1965-70
Grant, Frank, WR 1973-78
McDaniel, LeCharls, CB 1981-82
Sanders, Ricky, WR (also 83) 1986-93
Mitchell, Mike, CB 1987
Woodberry, Dennis, CB 1987-88
Betts, Ladell, RB 2002-09
Torain, Ryan, RB 2010-11
Morris, Alfred, RB 2012-15
Daniels, LeShun, RB 2017
Bibbs, Kapri, RB 2018
Smith, Maurice, CB 2019
Luke, Cole, S 2020

47

Smith, George, C 1937, 41-43
Keenan, Jack, T 1944-45
Williamson, Ernie, T 1947
Butkus, Carl, T 1948
Niemi, Laurie, T 1949-53
James, Dick, B 1956-63
Shorter, Jim, DB 1964-67
Roberts, Walter, WR 1969-70
Thomas, Duane, RB 1973-74
Waddy, Ray, CB 1979-80
Williams, Greg, FS 1982-85
Thomas, Johnny, CB 1988-90, 92-94
Bowie, Larry, FB 1996-99
Johnson, Bryan, FB 2000-03
Cooley, Chris, TE 2004-12
Davis, Akeem, S 2014
Dunbar, Quinton, CB 2015-17
Colvin, Aaron, CB 2019
Hudson, Khaleke, LB, ... 2020

48

Whited, Marvin, B 1942, 45
Leon, Tony, G 1943
Pressley, Leo, C 1945
Edwards, Weldon, T 1948
Hendren, Bob, T 1949-51
Hecker, Norb, DB 1955-57
Scottie, Ben, DB 1959-61
Elmore, Doug, B 1962
Coia, Angelo, WR 1964-65
Burrell, John, WR 1966-67
Jaqua, Jon, CB 1970-72
Coffey, Ken S 1983-86
Gage, Steve, S 1987-88
Curtis, Travis, CB (also 37) 1988, 91
Whisenhunt, Ken, TE 1990
Davis, Stephen, RB 1996-02
Ware, Kevin, TE 2003
White, Manuel, HB 2005
Horton, Chris, S 2008-10
Bernstine, Jordan, S 2012
Gumbs, Jose, S 2013
Trail, Lynden, LB 2016
Ogunbowale, Dare, RB 2017
Ladler, Kenny, S 2018
Kendrick, Mychal, LB 2020

49

Meade, Jim, HB 1939-40
Koniszewski, John, T 1945-46, 48
Sanchez, John, T 1947-49
Venuto, Sam, B 1952
Baker, Sam, P (also 45) 1953, 56-59
Monachino, Jim, B 1955
Brewer, Billy, B 1960
Mitchell, Bobby, RB 1962-68
Stephens, Leonard, TE 2002

50

Nussbaumer, Bob, E 1947-48
Ulinski, Harry, C (also 56) 1950-51, 53-56
Hageman, Fred, C 1961-64
Adams, Willie, LB 1965-66
Baughan, Maxie, LB 1971-74
Wysocki, Pete, LB 1975-80
Kubin, Larry, LB 1982-84
Caldwell, Ravin, LB 1987-92
Kimmel, Jon, LB 1987
Rose, Carlton, LB 1987
Myslinski, Tom, G 1992
Raab, Marc, C 1993
Brownlow, Darrick, LB 1995-96
Smith, Derek M., LB 1997-2000
Jones, Robert, LB 2001
Moore, Larry, C 2002-03
Campbell, Khary, LB 2004-08
Williams, Edwin, C/G 2009
Jackson, Rob, LB (also 91, 98) 2010-13
Miller, Gabe, LB 2014
Spaight, Martrell, LB 2015-17
Odom, Chris, LB 2019
Norris, Jared, LB 2020

51

Shugart, Clyde, G 1939-43
Merkle, Ed, G 1944
Lennon, Reid, G 1945
Boensch, Fred, G 1947-48
Momsen, Tony, C 1952
Schrader, Jim, C 1954, 56-61

ALL-TIME JERSEY NUMBERS

Kelley, Gordon, LB 1962-63
Reger, John, LB 1964-66
Williams, Sid, LB 1967
Didion, John, LB 1969
Grant, Bob, LB 1971
Ryczek, Dan, C 1973-75
Harris, Joe, LB 1977
Coleman, Monte, LB 1979-94
Ponds, Antwaune, LB 1998
Francis, James, LB 1999
Fischer, Mark, C (also 60) 2000-01
Jones, Rod, G, (IR) 2002
Smith, Clifton, LB 2003
Barnes, Brandon, LB 2004
McNeil, Nick, LB 2005
Fincher, Alfred, LB 2008
Henson, Robert, LB 2009-10
Fox, Keyaron, LB 2011
Wilson, Chris, LB 2012
Jenkins, Brandon, LB 2013
Compton, Will, LB (also 53) 2014-17
Dion-Hamilton, Shaun, LB 2018-20

52

Gilmer, Harry, QB (also 12) 1948-52, 54
Allen, John, C 1955-58
Butsko, Harry, LB 1963
Morgan, Mike, LB 1968
Hamlin, Gene, C 1970
Pergine, John, LB 1973-75
Olkewicz, Neal, LB 1979-89
Elliott, Matt, C 1992
Raymer, Cory, C 1995-01, 2004-05
Marshall, Lemar, LB 2002-03
McIntosh, Rocky, LB 2006-11
Robinson, Keenan, LB 2012-15
Garvin, Terence, LB 2016
Anderson, Ryan, DE 2017-20

53

Deal, Rufus, FB 1942
Smith, Jack, E 1943
Ucovich, Mitch, T 1944
DeMao, Al, C 1945-53
Torgeson, Torgy, LB 1955-57
Roehnelt, Bill, LB 1960
Pellegrini, Bob, LB 1962-65
Jackson, Steve, LB 1966-67
McLinton, Harold, LB 1969-78
Bostic, Jeff, C 1980-93
Patton, Marvcus, LB 1995-97
Mason, Eddie, LB 1999-2000, 02
Green, Donny, LB 2001
Clemons, Chris, LB 2003
Washington, Marcus, LB 2004-08
Kehl, Bryan, LB 2012-13
Compton, Will, LB (also 51) 2013
Jeffcoat, Jackson, LB 2014-15
Brown, Zach, LB 2017-18
Bostic, Jon, LB 2019-20

54

Corbitt, Don, C 1948
Cudzik, Walt, C 1954
Fulcher, Bill, LB 1956-58
Croftcheck, Don, G 1965-66
Roussel, Tom, LB 1968-70
Kuziel, Bob, C 1975-80
Turner, Kevin, LB 1981
Cronan, Peter, LB 1981-85
Krakoski, Joe, LB 1986
Gouveia, Kurt, LB 1987-94
Cowne, Joh, C 1987
Catanho, Al, LB 1996
Jones, Greg, LB 1997-2000
Brandt, David, G 2001
Trotter, Jeremiah, LB 2002-03
Blades, H.B., LB 2007-10
Snow, Justin, LS 2012
Tapp, Darryl, LB 2013
Jordan, Akeem, LB 2014
Williams, Trevardo, LB 2014
Foster, Mason, LB 2015-18
Humphrey, Myles, LB 2019
Orchard, Nate, LB 2019
Pierre-Louis, Kevin, LB 2020

55

Aldrich, Ki, C 1941-43, 45-46
Crisler, Harold, E 1948-49
Ricca, Jim, C 1951-54
Miller, Allen, LB 1962-63
Hanburger, Chris, LB 1965-78
Kaufman, Mel, LB 1981-88
Collins, Andre, LB 1990-94
Uhlenhake, Jeff, C 1996-97
Hamilton, Malcolm, LB (also 58) 1998-99
Strickland, Fred, LB 1999
Mitchell, Kevin, LB 2000-03
Barrow, Mike, LB (IR) 2004
Taylor, Jason, DE 2008
Bowen, Alvin, LB 2009
White, Markus, LB 2011-12
Barnett, Nick, LB 2013
Hayward, Adam, LB 2014
Moody, Nick, LB 2016
Carter, Chris, LB 2017
Dunn, Casey, C 2018
East, Andrew, LS 2018
Dunn, Casey, C 2019
Holcomb, Cole, LB 2019-20

56

Avery, Don, T 1946-47
Ulinski, Harry, C (also 50) 1950-51, 53-56
Woodward, Dick, C 1952
Brueckman, Charley, C 1958
Kuchta, Frank, C 1959
Beatty, Ed, C 1961
Hauss, Len, C 1964-77
Peiffer, Dan, C 1980
Lowry, Quentin, LB 1981-83
Junkin, Trey, LB 1984
Daniels, Calvin, LB 1986
Coyle, Eric, C 1987-88
Bonner, Brian, LB 1989
Myslinski, Tom, G (also 50) 1992
Hamilton, Rick, LB 1993-94
Anderson, Erick, LB 1994-95
Foxx, Dion, LB 1995
Burnett, Chester, LB 1998
Arrington, LaVar, LB 2000-05
Gatewood, Curtis, LB 2009
Riley, Jr., Perry, LB 2010-15
Sullivan, John, C 2016
Vigil, Zach, LB (also 59) 2017-18

57

Stacco, Ed, T 1948
Badaczewski, John, G 1949-51
Khayat, Ed, DT (also 79) 1962-63
Crossan, Dave, C 1965-69
O'Dell, Stu, LB 1974-76
Milot, Rich, LB 1979-87
Copeland, Anthony, LB 1987
Graham, Don, LB 1989
Kirk, Randy, LB 1990
Millen, Matt, LB 1991
Bingham, Guy, C 1992-93
Harvey, Ken, LB 1994-98
Leeuwenburg, Jay, G 2000
Curry, Donte, LB 2001
Grant, Orantes, LB 2002-03
Clemons, Chris, LB 2004
Holdman, Warrick, LB 2005-06
Godfrey, Randall, LB 2007
Sundberg, Nick, LS 2010-20

58

Nobile, Leo, C 1947
Katrishen, Mike, T 1948-49
Burman, George, C/G 1971
Varty, Mike, LB 1973
Hover, Don, LB 1978-79
Weaver, Charlie, LB 1981
Anderson, Stuart, LB 1982-85
Burks, Shawn, LB 1986
Jones, David, C 1987
Windham, David, LB 1987
Marshall, Wilber, LB 1988-92
Banks, Carl, LB 1993
Alexander, Patrise, LB 1996-98
Givens, Reggie, LB 2000
Pierce, Antonio, LB 2001-04
Clemons, Chris, LB 2005
Posey, Jeff, LB 2006
Sinclair, Matt, LB 2007-08
Cook, Erik, C/G 2010-11
Addison, Mario, LB 2012
Hull, Josh, LB 2013
Beauharnais, Steve, LB (also 90) 2014
Davis, Ja'Gared, LB 2014
Galette, Junior, LB 2017
Davis Sr. Thomas, LB 2020

59

Carroll, Jim, LB (also 60) 1966-68
Dusek, Brad, LB 1974-81
Youngblood, Jim, LB 1984
Keating, Chris, LB 1985
Snipes, Angelo, LB 1986
Paine, Jeff, LB 1986
Hitchock, Ray, C 1987
Wilson, Eric, LB 1987
Scully, Mike, C 1988
Harbour, Dave, C 1988-89
Brantley, John, LB 1992-93
Sedoris, Chris, C 1996
Barber, Shawn, LB 1998-01
Brown, Wilbert, OL 2002
McCune, Robert, LB 2005
Fletcher, London, LB 2007-13
Fields, Carlos, LB 2015
Plummer, Terrance, LB 2015
Lovato, Rick, LS 2016
Vigil, Zack, LB (also 56) 2016
Orchard, Nate, DE 2020
Kunaszyk, Jordan, LB 2020

60

Jaffurs, John, G 1946
Gray, Bill, G 1947-48
Sobolenski, Joe, G 1949

ALL-TIME JERSEY NUMBERS

Brown, Buddy, G 1951-52
Berschet, Buddy, G 1951-52
Stanfel, Dick, G 1956-58
Khayat, Bob, G/K 1960, 62-63
Carroll, Jim, LB (also 59) 1966-68
Wilbur, John, G 1971-74
Simmons, Roy, G 1983
Turner, J.T., G 1984
McQuaid, Dan, T 1985-87
Wooten, Mike, C 1987
Stokes, Fred, DE 1989-92
Huntington, Greg, C 1993
Fischer, Mark, C (also 51) 1998-99
Samuels, Chris, T 2000-09
Black, Jordan, T 2012
Long, Spencer, G (also 61) 2014
de la Puente, Brian, C 2015
Painter, Vinston, OL 2016
Kouandjio, Arie, G (also 74) 2017-18
Ismael, Keith, C 2020

61

DeFruiter, Bob, B 1945-47
Pepper, Gene, G 1950-53
O'Brien, Fran, T 1960-66
Avery, Jim, E 1966
Bandy, Don, G 1967-68
Johnson, Dennis, DT 1974-77
Jones, Melvin, G 1981
Huff, Ken, G 1983-85
Kehr, Rick, G 1987
Scissum, Willard, G 1987
Adickes, Mark, G 1990-91
Smith, Vernice, G 1993-95
Batiste, Michael, G 1998
Rabach, Casey, C 2005-10
Long, Spencer, G (also 60) 2015-17
Parris, Timon, G 2018-19

62

Witucki, Casimir, G (also 63) 1950-51, 53-56
Boll, Don, T 1953-59
Nisby, John, G 1962-64
Dess, Darrell, G 1965-66
Schoenke, Ray, G 1966-75
Nugent, Dan, G 1976-78, 80
Laster, Don, T 1982
Towns, Morris, T 1984
Pettey, Phil, G 1987
Tamm, Ralph, G (also 64) 1991
Moore, Darryl, G 1993
Coleman, Ben, G 2001
Pucillo, Mike, G 2006-07
Clark, Devin, T 2008

63

Siegert, Herb, G 1949-51
Witucki, Casimir, C (also 62) 1950-51, 53-56
Karas, Emil, LB 1959
Breedlove, Rod, LB 1960-64
Johnson, Mitch, T (also 64) 1966-68
Breding, Ed, LB 1967-68
Duich, Steve, G 1969
Dean, Fred, G 1978-82
Kimball, Bruce, G (also 67) 1983-84
McKenzie, Raleigh, C/G 1985-94
Gesek, John, C (also 75) 1994-95
Sims, Keith, G 1998-2000
Bedell, Brad, OL 2003
Wilson, Mark, OL 2004
Montgomery, Will, OL 2009-13
Banks, Brandon, DL 2017
Garnett, Joshua, G 2020

64

Marciniak, Ron, G 1955
Fulcher, Bill, LB 1956-58
Johnson, Mitch, T (also 63) 1966-68, 72
Sistrunk, Manny, DT 1970-75
Saul, Ron, G 1976-81
Hamilton, Steve, DE 1985-88
Tamm, Ralph, G (also 62) 1991
Elewonibi, Moe, T 1990-93
Matich, Trevor, C 1994-96
Heck, Andy, T 1999-2000
Loverne, David, G 2002
Friedman, Lennie, OL 2003-05
Golston, Kedric, DL 2006-16
Francis, A.J., DL 2017
Pierschbacher, Ross, C 2019

65

Clark, Jim, G 1952-53
Houston, Walt, G 1955
Promuto, Vince, G 1960-70
Sturt, Fred, G 1974
Butz, Dave, DT 1975-88

66

Norman, Jim, T 1955
Voytek, Ed, G 1957-58
Whitlow, Bob, C 1960-61
Kammerer, Carl, DE 1963-69
Pottios, Myron, LB 1971-73
Imhof, Martin, DE 1974
Arneson, Jim, G 1975
Fritsch, Ted, C 1976-79
Jacoby, Joe, G/T 1981-93
Turk, Dan, C 1997-99
Moore, Michael, G 2000
Campbell, Matt, G 2001
Stai, Brenden, G 2002
Kendall, Pete, OL 2007-08
Dockery, Derrick, OL 2003-06, 2009-10
Chester, Chris, G 2011-14
Bergstrom, Tony, C/G 2017-19
Steinmetz, David 2020

67

Suminski, Dave, G 1953
Stephens, Red, G 1955-60
Darre, Bernie, G 1961
Cvercko, Andy, G 1963
Reed, Bob, G 1965
Kupp, Jake, G-TE 1966
Wooten, John, G 1968
Grimm, Dan, G 1969
Tillman, Rusty, LB 1970-77
Dubinetz, Greg, G 1979
Kimball, Bruce, G (also 63) 1983-84
Beasley, Tom, DT 1984-86
Thompson, Steve, DT 1987
Lathrop, Kit, DE 1987
Waechter, Henry, DE 1987
Brown, Ray, G 1989-90, 92-95, 2004-05
Pourdanesh, Shar, T 1996-98
Fletcher, Derrick, G 2000
Terrell, Daryl, OL 2003
Albright, Ethan, LS (also 71, 77) 2007-09
LeRibeus, Josh, OL 2012-15
Kerin, Zac, OL 2018
Martin, Wes, G 2019-20

68

Badgon, Ed, G 1952
Ramsey, Knox, G 1952-53
Sparks, Dave, G 1954
Feagin, Wylie, G 1963
Banks, Willie, G (also 69) 1968-69
Fanucci, Mike, DE 1972
Harlan, Jim, T 1978
Anderson, Gary, G 1980
Grimm, Russ, G 1981-91
Patton, Joe, G/T 1994-98
Hutson, Tony, G 2000
Tucker, Ross, G 2001-02, 07
Winey, Brandon, OL 2003
Geisinger, Justin, G 2008
Compton, Tom, T 2013-15
Catalina, Tyler, G 2017-18

69

Hansen, Ron, G 1954
Goosby, Tom, G 1966
Banks, Willie, G (also 68) 1968-69
Brooks, Perry, DT 1978-84
Thielemann, R.C., G 1985-88
Schlereth, Mark, G 1989-94
Milstead, Rod, G 1998-99
Ellis, Ed, T 2000
Molinaro, Jim, OL 2004-06
Fabini, Jason, OL 2007-08
Fanaika, Paul, G 2009
Smith, Willie, T 2011
Clemmings, T.J., T 2017
Bowanko, Luke, OL 2018

70

Karras, Lou, T 1950-51
Modzelewski, Dick, DT 1953-54
Miller, Fred, T 1955
Sardisco, Tony, G 1956
Lemek, Ray, T 1957-61
Moore, Chuck, G 1962
Huff, Sam, LB 1964-67, 69
Wynn, Will, DE 1977
Marshall, Leonard, DT 1994
Drake, Troy, T 1998
Vickers, Kipp, OL 2002

71

Houghton, Jerry, T 1950
Renfron, Will, T 1957-59
Stynchula, Andy, DT 1960-63
Seals, George, E 1964
Musgrove, Spain, DT 1967-68
Bosch, Frank, DT (also 73) 1968-70
Tyrer, Jim, T 1974
Lorch, Karl, DT 1976-81
Peutz, Gary, T 1982
Mann, Charles, DE 1983-93
Lewis, Ron, G 1995
Tanner, Barron, DT 1999
Dotson, Santana, DL, (IR) 2002
Albright, Ethan, LS (also 67, 77) 2003-08
Wade, Todd, OL 2007
Williams, Mike, G/T 2009
Williams, Trent, T 2010-19
Schweitzer, Wes, G 2020

ALL-TIME JERSEY NUMBERS

72

Staton, Jim, DT 1951
Moss, Joe, T 1952
Christensen, Erik, DE 1956
Owens, Don, DT 1957
Weatherall, Jim, DT 1958
Churchwell, Don, T 1959
Rutgens, Joe, DT 1961-69
Hermeling, Terry, T 1970-73, 75-80
Talbert, Diron, DT 1971-80
Manley, Dexter, DE 1981-89
Haight, Mike, T 1992
Noga, Al, DE 1993
Bandison, Romeo, DT 1995-96
Flores, Mike, DE (also 73) 1995
Kalu, Ndukwe, DE 1998-2000
Boose, Dorian, DE 2001
Powell, Carl, DL 2002
Whitley, Taylor, G 2006
Scott, Darrion, DL (also 76) 2010
Bowen, Stephen, DE 2011-14
Lanier II, Anthony, DL 2016-17
Christian, Geron, T 2018
Penn, Donald, T 2019
Sharpe, David, T 2020

73

Barfield, Ken, T 1954
Davlin, Mike, T 1955
Miller, Joh, T 1956, 58-59
Matteson, Riley, T 1961-64
Jones, Stan, T 1965
Bosch, Frank, DE 1968-70
Laaveg, Paul, G 1970-75
Williams, Jeff, T 1978-80
May, Mark, G 1981-90
Mills, Lamar, DT 1994
Flores, Mike, DE (also 72) 1995
Ashmore, Darryl, T 1996-97
Wiggins, Paul, T 1998
Brown, Jamie, T 1999
Jackson, Benard, DT 2002
Jones, Kenyatta, OT 2003
Boschetti, Ryan, DL 2004-08
Robinson, William, T 2009
Joseph, Joe, DL 2010
Gettis, Adam, G 2013
Kearse, Frank, DE 2014-15
Jenkins, Cullen, DL 2016
Roullier, Chase, C 2017-20

74

Neimi, Laurie, T 1949-53
Morgan, Bob, DT 1954
Khayat, Eddie, DT (also 87) 1957, 62-63
Snowden, Jim, T 1965-72
Starke, George, T 1973-84
Koch, Marcus, DE 1986-91
McGriff, Curtis, DE 1987
Nichols, Gerald, DT 1993
Thure, Brian, T 1995
Badger, Brad, G 1997-99
Harrison, Nolan, DE 2000
Fiore, Dave, OL 2003
Jones, Kenyatta, OL 2004
Wade, Todd, OL 2006
Heyer, Stephon, T 2007-10
Polumbus, Tyler, OL 2011-14
Kouandjio, Arie, G (also 60) 2015-16
Franklin, Orlando, T 2017
Rhaney, Demetrius, C 2017-18
Christian, Geron 2019-20

75

Ecker, Enrique, T 1952
Campora, Don, DT 1953
Jagielski, Harry, T 1956
Davidson, Ben, DT 1962-63
Williams, Fred, T (also 77) 1964-65
Marshall, Rich, DT 1966
Kelly, John, T 1966-67
Washington, Fred, T 1968
Wright, Steve, T 1970
Hermeling, Terry, T (also 72) 1970-80
Jones, Deacon, DE 1974
Clark, Mike, DE 1981
Ogrin, Pat, DT (also 79) 1981-82
Brilz, Darrick, G 1987
Stensrud, Mike, DT 1989
Williams, Eric, DT 1990-93
Gesek, John, C (also 63) 1994-95
Dahl, Bob, G 1996-97
Cook, Anthony, DE 1999
Ham, Derrick, DE 2000
Sulfsted, Alex, OL 2002
Noble, Brandon, DT 2003-05
Demulling, Rick, OL 2007
Rinehart, Chad, G/T 2008-09
Hicks, Artis, G/T 2010
Locklear, Sean, T 2011
Scherff, Brandon, G 2015-20

76

Lipscomb, Paul, T 1950-54
Kimmel, J.D., T 1955-56
Stallings, Don, E 1960
Prestel, Jim, T 1966-67
Rock, Walter, T 1968-73
Stokes, Tim, T 1975-77
Heinz, Bob, DT 1978
Scanlan, Jerry, T 1980-81
Mendenhall, Mat, DE 1981-82
Donnalley, Rick, C/G 1984-85
Tilton, Ron, G 1986
Simmons, Ed, T 1987-97
Frazier, Frank, G 1987
Jansen, Jon, T 1999-08
Jones, Levi, T 2009
Bryant, Anthony, DL 2010
Scott, Darrion, DL 2011
Moses, Morgan, T 2014-20

77

Jacobs, Jack, QB 1946
Mont, Tommy, QB 1947-49
Krouse, Ray, T 1960
Barnett, Steve, T 1964
Williams, Fred, T (also 75) 1964-65
Barnes, Walter, DT 1966-68
Brundige, Bill, DT 1970-77
Jones, Joe, DE 1979-80
Grant, Darryl, DT 1981-90
Wahler, Jim, DT 1992-93
Johnson, Tré, OL 1994-2000, 02
Albright, Ethan, LS (also 67, 71) 2001-02
Thomas, Randy, OL 2003-09
Brown, Jammal, T 2010-11
Lauvao, Shawn, G 2014-18
Flowers, Ereck, G 2019
Charles, Saahdiq, OL 2020

78

Lawrence, Don, T 1959-61
Snidow, Ron, DE 1963-67
Peters, Floyd, T 1970
Taylor, Mike, T 1971
Sweeney, Walt, G 1974-75
Hickman, Dallas, DE (also 82) 1976-81
Smith, Paul, DE 1979-80
McGee, Tony, DE 1982-84
Hamel, Dean, DT 1985-88
Robinson, Lybrant, DE 1989
Johnson, Tim, DT 1990-95
Kuehl, Ryan, DT (also 99) 1996-97
Zorich, Chris, DT 1997
Brown, Doug, DT 1998-99
Smith, Bruce, DE 2000-03
Sykes, Joe, DE 2006
Sampson, Kevin, OL 2007
Batiste, D'Anthony, OL 2008-09
Lichtensteiger, Kory, OL 2010-16
Lucas, Cornelius, T 2020

79

Yonaker, John, E 1952
Hegarty, Bill, T 1953
Peters, Volney, T 1954-57
Khayat, Ed, DT (also 57) 1958
Toneff, Bob, DT 1959-64
Crane, Dennis, DT 1968-69
McDole, Ron, DE 1971-78
Bacon, Coy, DE (also 80) 1978-81
Ogrin, Pat, DT (also 75) 1981-82
Liebenstein, Todd, DE 1982-85
Barnett, Doug, DE 1985
Carlson, Mark, T 1987
Lachey, Jim, T 1988-95
Emtman, Steve, DT 1997
Vickers, Kipp, G 1999
Szott, Dave, G 2001
Elisara, Pita, OL 2003
Alexander, Lorenzo, LB (also 97) 2007-09
Clark, Jeremy, OL 2010
Hurt, Maurice, G 2011-12
Nsekhe, Ty, T 2015-18

80

Ecker, Enrique, T 1952
Brito, Gene, E 1951-53, 55-58
Junker, Steve, E 1961-62
Hernandez, Joe, E 1964
Hodgson, Pat, TE 1966
Alford, Bruce, K 1967
Long, Bob, WR 1969
Jefferson, Roy, WR 1971-76
Bacon, Coy, DE (also 79) 1978-80
McDaniel, John, WR (also 86) 1978-80
Haines, Kris, WR 1979
Seay, Virgil, WR 1981-84
Barnwell, Malcolm, WR 1985
Phillips, Joe, WR 1985-87
Yarber, Eric, WR 1986-87
Wilson, Teddy, WR 1987
Shepard, Derrick, WR 1987-88
Johnson, Joe, WR 1989-91
Howard, Desmond, WR 1992-94
Truitt, Olanda, WR (also 84) 1994-95
Brooks, Bill, WR 1996
Harper, Alvin, WR 1997
Frisch, David, TE (also 38) 1997
Alexander, Stephen, TE 1998-01
Green, Jacquez, WR 2002

ALL-TIME JERSEY NUMBERS

Skaggs, Justin, WR 2002
Coles, Laveranues, WR 2003-04
Patten, David, WR 2005-06
McCardell, Keenan, WR 2007
Crowder, Jamison, WR 2015-18
Inman, Dontrelle, WR 2020

81

Brown, Dan, E 1950
Morley, Sam, WR 1954
Walton, Joe, E 1957-60
Luce, Lew, B 1961
Jencks, Bob, E 1965
Kupp, Jake, TE 1966
Barefoot, Ken, E 1968
Carroll, Leo, DE (also 89) 1969-70
Alston, Mack, TE 1970-72
Winslow, Doug, WR 1976-77
Anderson, Terry, WR 1978
Smith, J.T., WR 1978
DeFrance, Chris, WR 1979
Monk, Art, WR 1980-93

82

Berrang, Ed, E 1949-52
Dale, Roland, E 1950
Polsfoot, Fran, E 1953
Carson, John, E 1954-59
MacAfee, Ken, E 1959
Heenan, Pat, E 1960
Absher, Dick, K 1967
Miller, Clark,DE 1969
Jones, Jimmie, DE 1971-73
Hickman, Dallas, DE (also 78) 1976-81
Caster, Rich, TE 1981-82
Sawyer, John, TE 1983
Jones, Anthony, TE 1984-85
Caravello, Joe, TE 1987-88
Brandes, John, TE 1990-92
Rowe, Ray, TE 1992
Riggs, Jim, TE 1993
Haws, Kurt, TE 1994
Westbrook, Michael, WR 1995-01
Russell, Cliff, WR, (IR) 2002
Chamberlain, Byron, TE 2003
Kozlowski, Brian, TE 2004
Brown, Antonio, WR 2005
Randle El, Antwaan, WR 2006-09
Paulsen, Logan, TE 2010-14
Thomas, Logan, TE 2020

83

Dekker, Al, WR 1953
Jones, Charlie, E 1955
Meadows, Ed, DB 1959
Wilkins, Roy, LB 1960-61
Norton, Jim, T 1969
Anderson, Bruce, DE 1970
Thompson, Ricky, WR 1978-81
McGrath, Mark, WR 1983-85
Stief, Dave, WR 1983
Mauti, Rich, WR (also 84) 1984
Noble, James, WR 1986
Sanders, Ricky, WR (also 46) 1986-93
Johnson, Richard, WR 1987
McEwen, Craig, TE (also 88) 1987-88
Winans, Tydus, WR 1994-95
Anderson, Flipper, WR 1996
Connell, Albert, WR 1997-2000
Lockett, Kevin, WR 2001-02
Jackson, Willie, WR 2002
Flowers, Richmond, WR 2002
Russell, Cliff, WR 2003
Thrash, James, WR (also 87) 2004-08
Davis, Fred, TE (also 86) 2011-13
Smith, Alex, TE 2015
Quick, Brian, WR 2017-18
Cunningham, Jerome, TE 2019
Wilson, Caleb, TE 2019
Wright, Isaiah, WR 2020

84

Taylor, Hugh, E (also 28) 1947-54
Shoener, Herb, E (also 12) 1948-49
Braatz, Tom, DE (also 85) 1957-59
Osborne, Tom, E 1960-61
Hancock, Mike, TE 1973-75
Fugett, Jean, TE 1976-79
McCrary, Greg, TE (also 85) 1978, 81
McKinney, Zion, WR 1980
Williams, Mike, TE 1982-84
Arnold, Walt, TE (also 90) 1984
Mauti, Rich, WR 1984
Clark, Gary, WR 1985-92
Phillips, Joe, WR 1987
Bigby, Keiron, WR 1987
Stock, Mark, WR 1993
Truitt, Olanda, WR (also 80) 1994-95
Asher, Jamie, TE 1995-98
Thompson, Derrius, WR 1999
Reed, Andre, WR 2000
Battaglia, Marco, TE 2001
Doering, Chris, WR 2002
Johnson, Patrick, WR 2003
Jacobs, Taylor, WR 2004-05
Mitchell, Marko, WR 2009
Galloway, Joey, WR 2010
Paul, Niles, WR/TE 2011-17
Kidsy, Darvin, WR 2018-19
Badet, Jeff, WR 2020

85

Yowarsky, Walt, E 1951-54
Paluck, John, DE (also 86) 1956, 59-65
Braatz, Tom, DE (also 84) 1957-59
Cronin, Gene, DE 1961-62
Quinlan, Bill, DE 1964
McKeever, Marlin, LB (also 86) 1968-70
Hoffman, John, DE 1969-70
McNeil, Clifton, WR 1971-72
Holman, Willie, DE 1973
Fryer, Brian, WR 1976-78
McCrary, Greg, TE (also 84) 1978, 81
Warren, Don, TE 1979-92
Truitt, Dave, TE 1987
McGee, Tim, WR 1993
Ellard, Henry, WR 1994-98
Sellers, Mike, TE (also 45) 1998-99
Zelenka, Joe, TE 2000
McCants, Darnerien, WR 2002-04
Kozlowski, Brian, TE 2005
Lloyd, Brandon, WR 2006-07
Hankerson, Leonard, WR 2011-14
Jensen, Marcel, TE 2015
McCoy, Anthony, TE 2015
Davis, Vernon, TE 2016-19
Baugh, Marcus, TE 2020

86

Meilinger, Steve, E 1956-57
Paluck, John, DE (also 85) 1956, 59-65
Briggs, Bill, DE 1966-67
McKeever, Marlin, LB (also 85) 1968-70
Biggs, Verlon, DE (also 89) 1971-75
Dowler, Boyd, WR 1971
Larson, Bill, TE 1977
McDaniel, John, WR (also 80) 1978-80
DuBois, Phil, TE 1979-80
Didier, Clint, TE 1982-87
Tice, Mike, TE 1989
Hobbs, Stephen, WR 1990-92
Shepherd, Leslie, WR 1994-98
Fryar, Irving, WR 1999-2000
Rasby, Walter, TE 2001-02
Jacobs, Taylor, WR 2003
Rasby, Walter, TE (6 games) 2004
Brown, Antonio, WR (9 games) 2004
Farris, Jimmy, WR 2005
Kozlowski, Brian, WR 2006
Caldwell, Reche, WR 2007
Davis, Fred, TE (also 83) 2008-10
Byrd, Dominique, TE 2011
Reed, Jordan, TE 2013-19

87

Goodnight, Clyde, E 1949-50
Barker, Ed, E 1954
Thomas, Ralph, E 1955-56
Khayat, Ed, DT (also 74) 1957, 62-63
Dugan, Fred, E 1961-63
Smith, Jerry, TE 1965-77
Brown, Charlie, WR 1982-84
Orr, Terry, TE (also 89) 1986-90, 92
Dunn, K.D., TE 1987
Middleton, Ron, TE (also 88) 1988, 90-93
Bell, Coleman, TE 1994-95
Thrash, James, WR (also 83) 1997-2000
Gardner, Rod, WR 2001-04
Johnson, Robert, TE 2005
Yoder, Todd, TE 2006-09
Williams, Roydell, WR 2010
Myers, Rob, TE 2011
Hamm, Je'Ron, TE 2015
Sprinkle, Jeremy, TE 2017-20

88

Hennessey, Jerry, DE 1952-53
Ostrowski, Chet, E 1954-59
Lasse, Dick, LB 1960-61
Richter, Pat, E 1963-70
Reed, Alvin, TE 1973-75
Buggs, Danny, WR 1976-79
Walker, Rick, TE 1980-85
Holloway, Derek, WR 1986
Frain, Todd, TE 1986
Middleton, Ron, TE (also 87) 1988, 90-93
Benson, Cliff, TE 1987
Shepard, Derrick, WR 1987-88
McEwen, Craig, TE (also 83) 1987-88
Caravello, Joe, TE 1987-88
Johnson, Billy (White Shoes), WR 1988
Johnson, Jimmie, TE 1989-91
Jenkins, James, TE 1991-2000
Thompson, Derrius, WR 2001-02
Royal, Robert, TE 2003-05
Fauria, Christian, TE 2006
Ecker, Tyler, TE 2007
Anderson, David, WR 2011
Garçon, Pierre, WR 2012-16
Flanagan, Matt, TE 2018
Hentges, Hale, TE 2019
Hemingway, Temarrick, TE 2020

ALL-TIME JERSEY NUMBERS

89

Tereshinski, Joe, E 1947-54
Dee, Bob, E 1957-58
Gob, Art, E 1959-60
Aveni, John, K 1961
Smith, Hugh, E 1962
Collier, Jim, E 1963
Carpenter, Preston, E 1964-66
Carroll, Leo, DE (also 81) 1969-70
Biggs, Verlon, DE (also 86) 1971-75
Robinson, Dave, LB 1973-74
Haynes, Reggie, TE 1978
Richardson, Grady, TE 1979-80
Harrison, Kenny, WR 1980
Garrett, Alvin, WR 1981-84
Muhammad, Calvin, WR 1984-85
Verdin, Clarence, WR 1986-87
Orr, Terry, TE (also 87) 1986-90, 91-93
Dennison, Glenn, TE 1987
Allen, Anthony, WR 1987
Stanley, Walter, WR 1990
Horton, Ethan, TE 1994
Galbraith, Scott, TE 1995-96
Thomas, Chris, WR 1997-99
Flemister, Zeron, TE 2000-03
Moss, Santana, WR 2005-14
Carrier, Derek, TE 2015-16
Sims, Cam, WR 2018-20

90

Arnold, Walt, TE (also 84) 1984
Curtis, Bobby, LB 1987
Richardson, Huey, LB 1992
Graf, Rick, LB 1993
Stowe, Tyronne, LB 1994
Crews, Terry, LB 1995
Barnett, Troy, DT 1996
Lang, Kenard, DE 1997-01
Holsey, Bernard, DT 2003
Clemons, Nic, DL 2005
Buzbee, Alex, DE 2007-08
Jarmon, Jeremy, DE/LB 2009-10
Worthington, Doug, DE 2012
Beauharnais, Steve, LB (also 58) 2014
Brown, Everette, LB 2014
Paea, Stephen, DE 2015
Hood, Ziggy, DL 2016-18
Sweat, Montez, DE 2019-20

91

Settles, Tony, LB 1987
Manusky, Greg, LB 1988-90
Collins, Shane, DE 1992-94
Vanderbeek, Matt, LB 1995-96
Mims, Chris, DT 1997
Hoelscher, David, DT 1998
Cowsette, Delbert, DT 2001-02
Upshaw, Regan, DE 2003
Killings, Cedric, DL 2005
Jackson, Rob, DE/LB (also 50, 98) 2009
Holliday, Vonnie, DE 2010
Kerrigan, Ryan, DE/OLB 2011-20

92

Smith, Hugh, WR 1962
Bunch, Derek, LB 1987
Nottage, Dexter, DE 1994-96
Duff, Jamal, DE 1997-98
DeLoach, Jerry, DT 2001
Gardner, Daryl, DT 2002
Chase, Martin, DT 2003
Evans, Demetric, DL 2004-08
Haynesworth, Albert, DL 2009-10
Baker, Chris, DL 2011-16
McGee, Stacy, DL 2017-18
Lawrence, Devaroe, DT 2020

93

Meads, Johnny, LB 1992
Willis, Keith, DT 1993
Faulkner, Jeff, DT 1993
Boutte, Marc, DT 1994-99
Leverette, Otis, DE 2001-02
Zellner, Peppi, DL 2003
Daniels, Phillip, DL 2004-10
Balmer, Kentwan, DE 2011
Merling, Phillip, DE 2013
Murphy, Trent, LB 2014-16
Allen, Jonathan, DT 2018-20

94

Sagnella, Anthony, DT 1987
Wilson, Bobby, DT 1991-94
Gilbert, Sean, DT 1996
Stubblefield, Dana, DT 1998-2000
Jackson, Ladairis, DT 2002
Warner, Ron, DE 2003-04
Jones, Aki, DL 2005
Montgomery, Anthony, DT 2006-09
Carriker, Adam, DE 2010-12
Geathers, Clifton, DE 2014
Smith, Preston, LB 2015-18
Payne, Daron, DT 2019-20

95

Benish, Dan, DT 1987
Gaines, William, DT 1995-97
Wilkinson, Dan, DT 1998-02
Dalton, Lional, DL 2003
Salave'a, Joe, DL 2004-06
Wilson, Chris, DE 2007-10
Neild, Chris, NT 2011-13
Allen, Jonathan, DL 2017
Payne, Daron, DL 2018
Brailford, Jordan, LB 2019
Toohill, Casey, DE 2020

96

Gibson, Alec, DE 1987
Hollinquest, Lamont, LB 1993-94
Owens, Rich, DE 1995-97
Williams, Tyrone, DE 2001
Scott, Greg, DE 2002
Russell, Darrell, DL 2003
Griffin, Cornelius, DL 2004-09
Kemoeatu, Ma'ake, NT 2010
Cofield, Jr., Barry, NT 2011-14
Bates, Houston, LB 2015-16
Jones, Arthur, DL 2017
McPhee, Pernell, LB 2018
Hester, Treyvon, DL 2019
Smith-Williams, James, DE 2020

97

Geathers, Jumpy, DT 1990-92
Palmer, Sterling, DE 1993-96
Bandison, Romeo, DT (also 72) 1995-96
Kinney, Kelvin, DE 1997-98
Wynn, Renaldo, DL 2002-06
Smith, Tyson, LB 2008
Alexander, Lorenzo, LB (also 79) 2010-12
Hatcher, Jason, DE 2014-15
Reyes, Kendall, DE 2016
McClain, Terrell, DL 2017
Settle, Tim, DT 2018-20

98

Martin, Steve, DE 1987
Barker, Tony, LB 1992
Woods, Tony, DE 1994-96
Russell, Twan, LB 1997-99
Armstead, Jessie, LB 2002-03
Marshall, Lemar, LB 2004-06
Jackson, Rob, DE (also 50, 91) 2008
Orakpo, Brian, LB/DE 2009-14
Knighton, Terrance, NT 2015
Ioannidis, Matt, DT 2016-20

99

Saenz, Eddie, B 1946-51
Young, Wilbur, DE 1981
Karras, Ted, DT 1987
Rocker, Tracy, DT 1989-90
Buck, Jason, DE 1991-93
Stephens, Rod, LB 1995-96
Kuehl, Ryan, DT (also 78) 1996-97
Coleman, Marco, DE 1999-01
Haley, Jermaine, DL 2003-04
Carter, Andre, DE/LB 2006-10
Jenkins, Jarvis, DE 2011-14
Jean Francois, Ricky, DE 2015-16
Brantley, Caleb, DL 2018-19
Young, Chase, DE 2020

ALL-TIME ROSTER

The following is a list of Washington players who have appeared in regular season or postseason play.

A

Absher, Dick, LB, Maryland 1967
Adams, John, T, Notre Dame 1945-49
Adams, Willie, LB, New Mexico St. 1965-66
Addison, Mario, LB, Troy 2012
Adickes, Mark, G, Baylor 1990-91
Adduci, Nick, B, Nebraska 1954-55
Aguirre, Joe, E, St. Mary's (CA) 1941, 1943-45
Akers, David, K, Louisville 1998-99
Akins, Frank, B, Washington St. 1943-46
Alban, Dick, B, Northwestern 1952-55
Albright, Ethan, LS, North Carolina 2001-09
Aldrich, Ki, C, TCU 1939-42, 1945-47
Alexander, Adonis, CB/VT 2018
Alexander, Lorenzo, DL/LB, Cal 2007-12
Alexander, Patrise, DT, SW La. 1996-98
Alexander, Shaun, RB, Alabama 2008
Alexander, Stephen, TE, Oklahoma 1998-01
Alford, Bruce, K, TCU 1967
Allen, Anthony, WR, Washington 1987-88
Allen, Jerry, B, Nebraska-Omaha 1967-69
Allen, John, C, Purdue 1955-58
Allen, Jonathan, DT, Alabama 2017-20
Allen, Kyle, QB, Houston 2020-21
Allen, Terry, RB, Clemson 1995-98
Alston, Mack, TE, Maryland St. 1970-72
Amerson, David, CB, NC State. 2013-15
Ananis, Vito, B, Boston College 1945
Anderson, Bill, E, Tennessee 1958-63
Anderson, Bob, RB, Colorado 1975
Anderson, Bruce, E, Williamette 1970
Anderson, David, WR, Colorado St. 2011
Anderson, Erick, LB, Michigan 1994
Anderson, Gary, G, Stanford 1980
Anderson, Ryan, LB, Alabama 2017-20
Anderson, Stuart, LB, Virginia 1982-85
Anderson, Terry, WR, Bethune-Cookman 1978
Anderson, Willie "Flipper", WR, UCLA 1996
Andrako, Steve, C, Ohio St. 1940
Apke, Troy, S, Penn St. 2018-20
Apsit, Megs, B, USC 1933
Archer, David, QB, Iowa St. 1988
Archuleta, Adam, S, Arizona St. 2006
Arenz, Arnie, LB, St. Louis 1934
Ariri, Obed, K, Clemson 1987
Armstead, Jessie, LB, Miami (Fla.) 2002-03
Armstrong, Anthony, WR, West TX A&M 2010-11
Arneson, Jim, G, Arizona 1975
Arnold, Walt, TE, New Mexico 1984
Arrington, LaVar, LB, Penn St. 2000-05
Artman, Corrie, T, Stanford 1932
Asher, Jamie, TE, Louisville 1995-98
Ashmore, Darryl, OL, Northwestern 1996-97
Atkeson, Dale, B, No College 1954-56
Atkins, Pervis, RB, New Mexico St. 1964-65
Atkinson, Jess, K, Maryland 1986-87
Atogwe, Oshiomogho, S, Stanford 2011
Audet, Earl, T, USC 1945
Austin, Terrence, WR, UCLA 2010-11
Aveni, John, WR/K, Indiana 1961
Avery, Don, T, USC 1946-47
Avery, Jim, E, Northern Illinois 1966

B

Bacon, Coy, DE, Jackson St. 1978-81
Badaczewski, John, G, Western Reserve 1949-51
Badanjek, Rick, RB, Maryland 1986
Badet, Jeff 2020
Badger, Brad, G/T, Stanford 1997-99
Bagarus, Steve, RB, Notre Dame 1945-46, 1948
Bagdon, Ed, G, Michigan St. 1952
Bailey, Champ, CB, Georgia 1999-03
Bailey, Robert, CB, Miami (Fla.) 1995
Baker, Chris, DL, Hampton 2012-16
Baker, Sam, K, Oregon St. 1953, 1956-59
Balmer, Kentwan, DE, UNC 2011
Baltzell, Vic, DB, Southwestern (Kan.) 1935
Bandison, Romeo, DT, Oregon 1995-96
Bandy, Don, G, Tulsa 1967-68
Banks, Brandon, WR, Kansas St. 2010-12
Banks, Brandon, DL, Charlotte 2017
Banks, Carl, LB, Michigan St. 1993
Banks, Tony, QB, Michigan St. 2001
Banks, Willie, G, Alcorn A&M 1968-69
Banta, Jack, RB, USC 1941
Barber, Peyton 2020
Barber, Ernie, C, San Francisco 1945
Barber, Jim, T, San Francisco 1935-41
Barber, Shawn, LB, Richmond 1998-01
Barefoot, Ken, E, Virginia Tech 1968
Barfield, Ken, T, Mississippi 1954
Barker, Bryan, P, Santa Clara 2001-03
Barker, Ed, E, Washington St. 1954
Barker, Tony, LB, Rice 1992
Barnes, Billy Ray, RB, Wake Forest 1962-63
Barnes, Brandon, LB, Missouri 2004
Barnes, Kevin, CB, Maryland 2009-11
Barnes, Tomur, CB, North Texas 1996
Barnes, Walt, DT, Nebraska 1966-68
Barnett, Doug, DE, Azusa Pacific 1985
Barnett, Nick, LB, Oregon St. 2013
Barnett, Steve, T, Oregon 1964
Barnett, Troy, DT, North Carolina 1996
Barnhardt, Tommy, P, UNC 1988, 2000
Barni, Roy, B, San Francisco 1955-56
Barnwell, Malcolm, WR, Virginia Union 1985
Barrington, Tom, B, Ohio St. 1966
Barrow, Mike, LB, Miami (Fla.) (IR) 2004
Barry, Paul, B, Tulsa 1953
Bartel, Richard, QB, Tarleton St. 2009
Bartos, Hank, G, North Carolina 1938
Bartos, Joe, B, Navy 1950
Bass, Mike, DB, Michigan 1969-75
Bassi, Dick, G, Santa Clara 1937
Bates, Houston, LB, Louisiana Tech 2015-16
Bates, Michael, KR, Arizona 2001
Batiste, D'Anthony, G, Louisiana-Laf. 2009
Batiste, Michael, G, Tulane 1998
Battaglia, Marco, TE, Rutgers 2001
Battles, Cliff, B, West Virginia Wesleyan 1932-37
Baugh, Marcus, TE, Ohio State 2020
Baugh, Sam, QB, TCU 1937-52
Bauman, Rashad, CB, Oregon 2002-03
Baughan, Maxie, LB, Georgia Tech 1974
Bausch, Frank "Pete", C, Kansas 1934-36
Bayless, Martin, S, Bowling Green 1994
Beasley, Tom, DL, Virginia Tech 1984-86
Beatty, Ed, C, Mississippi 1961
Beauharnais, Steve, LB, Rutgers 2014
Beban, Gary, QB, UCLA 1968-69
Beck, John, QB, BYU 2011
Bedell, Brad, OL, Colorado 2003
Bedore, Tom, G, Pepperdine 1944
Bee, Ryan, DT, Marshall 2019
Beinor, Ed, T, Notre Dame 1941-42
Bell, Coleman, TE, Miami (Fla.) 1995
Bell, William, RB, Georgia Tech 1994-96
Bellamy, Josh, WR, Louisville 2013
Benish, Dan, DT, Clemson 1987
Benson, Cliff, TE, Purdue 1987
Bentley, Scott, K, Florida St. 2000
Bergstrom, Tony, C/G, Utah 2017-19
Bernstine, Jordan, S, Iowa 2012
Berrang, Ed, E, Villanova 1949-52
Berschet, Merve, G, Illinois 1954-55
Betts, Ladell, RB, Iowa 2002-08
Bibbs, Kapri, RB, Colorado St. 2017-18
Bidwell, Josh, P, Oregon 2010
Bigby, Keiron, WR, Brown 1987
Biggers, E.J., CB, Western Michigan 2013-14
Biggs, Verlon, DE, Jackson St. 1971-74
Bingham, Guy, C, Montana 1992-93
Birlem, Keith, B, San Jose St. 1939
Black, Jordan, T, Notre Dame 2012
Blackmon, Will, CB/S, Boston College 2015-16
Blades, H.B., LB, Pittsburgh 2007-10
Blanchard, Cary, K, Oklahoma St. 1998
Blanton, Scott, K, Oklahoma 1996-98
Boensch, Fred, G, Stanford 1947-48
Boll, Don, T, Nebraska 1953-59
Bond, Chuck, T, Washington 1937-38
Bond, Randall, B, Washington 1938
Bonner, Brian, LB, Minnesota 1989
Boose, Dorian, DE, Washington St. 2001
Border, Breon, CB, Duke 2019
Bosch, Frank, DT, Colorado 1968-70
Boschetti, Ryan, DL, UCLA 2004-08
Bosseler, Don, B, Miami (Fla.) 1957-64
Bostic, Jeff, C, Clemson 1980-93
Bostic, Jon, LB, Florida 2019-20
Boswell, Ben, T, TCU 1934
Boutte, Marc, DT, LSU 1994-99
Bowanko, Luke, T, Virginia 2018
Bowen, Alvin, LB, Iowa St. 2009
Bowen, Matt, S, Iowa 2003-05
Bowen, Stephen, DE, Hofstra 2011-14
Bowie, Larry, FB, Georgia 1996-99
Bowles, Todd, S, Temple 1986-90, 92-93
Boykin, Deral, S, Louisville 1994
Braatz, Tom, DE, Marquette 1957-59
Bradley, Harold, E, Elon 1938-39
Bragg, Mike, P, Richmond 1968-79
Brailford, Jordan, DE, Oklahoma St. 2019-20
Branch, Bruce, KR, Penn St. 2002
Branch, Reggie, RB, East Carolina 1985-89
Brandes, John, TE, Cameron 1990-92
Brandt, David, OL, Michigan 2001
Brantley, Caleb, DL, Florida 2018-19
Brantley, John, LB, Georgia 1992
Breding, Ed, LB, Texas A&M 1967-68
Breedlove, Rod, LB, Maryland 1960-64
Breeland, Bashaud, CB, Clemson 2014-17
Brennan, Colt, QB, Hawaii 2008-09
Brewer, Homer, B, Mississippi 1960
Briggs, Bill, DE, Iowa 1966-67
Briggs, Bob, B, Central Oklahoma St. 1965
Brilz, Darrick, G, Oregon St. 1987
Briscoe, Dezmon, WR, Kansas 2012
Brito, Gene, DE, Loyola (CA) 1951-53, 1955-58
Britt, Ed, B, Holy Cross 1936-37
Britt, Oscar, G, Mississippi 1946
Brohm, Jeff, QB, Louisville 1995
Brooks, Bill, WR, Boston University 1996
Brooks, Durant, P, Wake Forest 2008
Brooks, Perry, DT, Southern 1978-84
Brooks, Reggie, RB, Notre Dame 1993-95
Broughton, Nehemiah, RB, Citadel 2005-07
Brown, Antonio, WR, West Virginia 2004-05
Brown, Buddy, G, Arkansas 1951-52
Brown, Charlie, WR, SC St. 1982-84
Brown, Dan, E, Villanova 1950
Brown, Doug, DT, Simon Fraser 1998-99
Brown, Eddie, S, Tennessee 1975-77
Brown, Everette, LB, Florida St. 2014
Brown, Hardy, LB, Tulsa 1950
Brown, Jamie, T, Florida A&M 1999

ALL-TIME ROSTER

Brown, Jammal, T, Oklahoma 2010-11
Brown, Larry, RB, Kansas St. 1969-76
Brown, Mack, RB, Florida 2016-17
Brown, Ray, G, Arkansas St. 1989-95, 2004-05
Brown, Rufus, CB, Florida St. 2004
Brown, Tom, DB, Maryland 1969
Brown, Tony, WR, Colorado 2020
Brown, Wilbert,OL, Houston 2002
Brown, Zach, LB, North Carolina 2017-18
Brownlow, Darrick, LB, Illinois 1995-96
Brueckman, Charley, C, Pittsburgh 1958
Brundige, Bill, DE, Colorado 1970-77
Brunell, Mark, QB, Washington 2004-07
Brunet, Bob, RB, Louisiana Tech 1968, 1970-77
Bruton Jr., David, S, Notre Dame 2016
Bryant, Anthony, DL, Alabama 2010
Bryant, Kelvin, RB, North Carolina 1986-88, 1990
Bryant, Trent, CB, Arkansas 1981
Buchanon, Phillip, CB, Miami (Fla.) 2010-11
Buck, Jason, DE, BYU 1991-93
Buckley, Curtis, CB, East Texas St. 1999-2000
Budd, Frank, WR, Villanova 1963
Buggs, Danny, WR, West Virginia 1976-79
Bukich, Rudy, QB, USC 1957-58
Buksar, George, B, Purdue 1951-52
Bunch, Derek, LB, Michigan St. 1987
Burks, Shawn, LB, LSU 1986
Burman, George, G, Northwestern 1971-72
Burmeister, Danny, S, UNC 1987
Burnett, Chester, LB, Arizona 1998
Burrell, John, WR, Rice 1966-67
Burton, Michael, FB 2019
Busich, Sam, E, Ohio St. 1936
Butkus, Carl, T, George Washington 1948
Butler, Crezdon, CB, Clemson 2012
Butsko, Harry, LB, Maryland 1963
Butz, Dave, DT, Purdue 1975-88
Buzbee, Alex, DE, Georgetown 2007-08
Byner, Earnest, RB, East Carolina 1989-93
Byrd, Dominique, TE, USC 2011

C

Cafego, George, QB, Tennessee 1943
Caldwell, Ravin, LB, Arkansas 1987-92
Caldwell, Reche, WR, Florida 2007
Campbell, Jason, QB, Auburn 2005-09
Campbell, Jesse, S, NC State 1997-98
Campbell, Khary, LB, Bowling Green 2004-08
Campbell, Matt, OL, South Carolina 2001
Campiglio, Bob, B, W. Liberty St. 1933
Campofreda, Nick, C, Western Maryland 1944
Campora, Don, T, Pacific 1953
Canidate, Trung, RB, Arizona 2003
Caravello, Joe, TE, Tulane 1987-88
Carlson, Mark, T, S. Connecticut St. 1987
Carpenter, Brian, CB, Michigan 1983-84
Carpenter, Preston, E, Arkansas 1964-66
Carr, Jim, LB, Morris Harvey 1964-65
Carriker, Adam, DE, Nebraska 2010-12
Carrier, Derek, TE, Beloit 2015-16
Carrier, Mark, FS, USC 2000
Carroll, Jim, LB, Notre Dame 1966-68
Carroll, Leo, DE, San Diego St. 1969-70
Carroll, Vic, T, Nevada 1936-42
Carson, John, E, Georgia 1954-59
Carter, Alex, RB, Stanford 2018
Carter, Andre, DE, California 2006-10
Carter, Chris, LB, Fresno St. 2017
Carter, Ki-Jana, RB, Penn St. 2001
Carter, Tom, CB, Notre Dame 1993-96
Cartwright, Rock, RB, Kansas St. 2002-08
Casares, Rick, RB, Florida 1965
Caster, Rich, TE, Jackson St. 1981-82
Castiglia, Jim, B, Georgetown 1947-48
Catalina, Tyler, G, Georgia 2017
Catanho, Al, LB, Rutgers 1996
Centers, Larry, RB, Stephen F. Austin 1999-2000
Chamberlain, Byron, TE, Wayne St. 2003
Chandler, Jeff, K, Florida 2004
Charles, Saahdiq, OL, LSU 2020
Chase, Martin, DT, Oklahoma 2003
Cherne, Hal, T, DePaul 1933
Cherry, Raphel, S, Hawaii 1985
Chesson, Jehu, WR, Michigan 2018
Chester, Chris, G, Oklahoma 2011-14
Cheverko, George, B, Ohio St. 1948
Choice, Tashard, RB, Georgia Tech 2011
Christian, Geron, T, Lousiville 2018-20
Christensen, Erik, E, Richmond 1956
Churchwell, Don, T, Mississippi 1959
Cichowski, Gene, B, Indiana 1958-59
Cifers, Ed, E, Tennessee 1941-42, 1946
Clair, Frank, E, Ohio St. 1941
Claitt, Rickey, FB, Bethune-Cookman 1980-81
Clark, Algy, DB, Ohio St. 1932
Clark, Devin, OL, New Mexico 2008
Clark, Gary, WR, James Madison 1985-92
Clark, Jim, G, Oregon 1952-53
Clark, Mike, DE, Florida 1981
Clark, Ryan, DB, LSU 2004-05, 14
Clay, Billie, B, Mississippi 1966
Clay, Ozzie, B, Iowa St. 1964
Clemmings, T.J., T, Pittsburgh 2017
Clemons, Chris, LB, Georgia 2003-05
Clemons, Nic, DL, Georgia 2005
Clifton, Gregory, WR, Johnson C. Smith 1993
Clinton-Dix, Ha Ha, S, Alabama 2018
Cloud, John, B, William & Mary 1952-53
Cochran, Tom, B, Auburn 1949
Cofer, Joe, S, Tennessee 1987
Coffey, Ken, S, SW Texas St. 1983-86
Cofield, Jr., Barry, NT, Northwestern 2011-14
Coia, Angelo, WR, USC 1964-65
Coleman, Ben, OL, Wake Forest 2001
Coleman, Greg, P, Florida A&M 1988
Coleman, Marco, DE, Georgia Tech 1999-01
Coleman, Monte, LB, Central Arkansas 1979-94
Coles, Laveranues, WR, Florida St. 2003-04
Collier, Jim, E, Arkansas 1963
Collins, Andre, LB, Penn St. 1990-94
Collins, Landon, S, Alabama 2019-20
Collins, Paul (Rip), E, Pittsburgh 1932-35
Collins, Shane, DE, Arizona St. 1992-94
Collins, Todd, QB, Michigan 2006-09
Colvin, Aaron, CB, Oklahoma 2019-20
Compton, Tom, T, South Dakota 2013-15
Compton, Will, LB, Nebraska 2013-17
Concannon, Rick, G, NYU 1934-36
Condit, Merle, B, Carnegie Tech 1945
Conklin, Cary, QB, Washington 1990-93
Conkright, Bill, C, Oklahoma 1943
Connell, Albert, WR, Texas A&M 1997-2000
Connell, Mike, P, Cincinnati 1980-81
Conway, Brett, K, Penn St. 1998-02
Cook, Anthony, DE, South Carolina St. 1999
Cook, Erik, OL, New Mexico 2011
Cooley, Chris, TE, Utah St. 2004-12
Cooper, Jonathan, G, North Carolina 2018
Copeland, Anthony, LB, Louisville 1987
Copeland, Danny, S, Eastern Kentucky 1991-93
Corbitt, Don, C, Arizona 1948
Cortez, Jose, K, Oregon St 2002
Coupee, Al, B, Iowa 1946
Cousins, Kirk, QB, Michigan St. 2012-17
Cowne, John, C, Virginia Tech 1987
Cowsette, Del, DT, Maryland 2001-02
Cox, Bill, B, Duke 1951-52, 1955
Cox, Steve, P, Arkansas 1985-88
Coyle, Eric, C, Colorado 1987
Crabb, Claude, CB, Colorado 1962-63
Crane, Dennis, DT, USC 1968-69
Crawford, Richard, CB, SMU 2012
Cravens, Su'a, S, USC 2016
Crews, Terry, LB, Western Michigan 1995
Crisler, Harold, E, San Jose St. 1948-49
Crissy, Cris, WR, Princeton 1981
Croftcheck, Don, G, Indiana 1965-66
Cronan, Peter, LB, Boston College 1981-85
Cronin, Gene, DE, Pacific 1961-62
Crossan, Dave, C, Maryland 1965-69
Crotty, Jim, B, Notre Dame 1960-61
Crow, Orien, C, Haskell Indian School 1934
Crowder, Jamison, WR, Duke 2015-18
Crutchfield, Buddy,CB, NC Central 1998
Cudzik, Walt, C, Purdue 1954
Culliver, Chris, CB, South Carolina 2015
Cundiff, Billy, K, Drake 2012
Cunningham, Doug, RB, Mississippi 1974
Cunningham, Jerome, TE, Southern Conn. St. 2019
Cunningham, Jim, RB, Pittsburgh 1961-63
Curl, Kamren, S, Arkansas 2020
Curtis, Bobby, LB, Savannah St. 1987
Curtis, Mike, LB, Duke 1977-78
Curtis, Travis, S, West Virginia 1988, 1991

D

Cvercko, Andy, G, Northwestern 1963
Dahl, Bob, G, Notre Dame 1996-97
Dale, Roland, E, Mississippi 1950
Daniels, Calvin, LB, North Carolina 1986
Daniels, LeShun, RB, Iowa 2017
Daniels, Phillip, DL, Georgia 2004-10
Dalton, Lional, DT, Eastern Michigan 2003
Darby, Ronald, CB, Florida State 2020
Darre, Bernie, G, Tulane 1961
Davidson, Ben, DT, Washington 1962-63
Davis, Akeem, S, Memphis 2014
Davis, Andy, B, George Washington 1952
Davis, Brian, CB, Nebraska 1987-90
Davis, Fred, T, Alabama 1941-42, 1945
Davis, Fred, TE, USC 2008-13
Davis, Jack, G, Maryland 1960
Davis, Ja'Gared, LB, SMU 2014
Davis, James, RB, Clemson 2010
Davis, Robert, WR, Georgia St. 2017
Davis, Stephen, RB, Auburn 1996-02
Davis, Vernon, TE, Maryland 2016-19
Davis, Wayne, DB, Indiana St. 1989-90
Davis Sr., Thomas, LB, Georgia 2020
Davlin, Mike, T, San Francisco 1955
Day, Eagle, QB, Mississippi 1959-60
Deal, Rufus, B, Auburn 1942
Dean, Fred, G, Texas Southern 1978-82
Dean, Vernon, CB, San Diego St. 1982-87
de la Puente, Brian, C, California 2015
DeCarlo, Art, DB, Georgia 1956-57
DeCorrevont, Bill, B, Northwestern 1945
Dee, Bob, DE, Holy Cross 1957-58
Deeks, Don, T, Washington 1947
DeFrance, Chris, WR, Arizona St. 1979
DeFruiter, Bob, B, Nebraska 1945-47
Dekker, Al, WR, Michigan St. 1953
Delaney, Dee, CB, Miami 2019
Deloplaine, Jack, RB, Salem College 1978
DeMao, Al, C, Duquesne 1945-53
DeMulling, Rick, OL, Idaho 2007
Dennis, Pat, DB, Louisiana Monroe 2004
Dennison, Glenn, TE, Miami (Fla.) 1987
Denson, Moses, RB, MD Eastern Shore 1974-75
Denton, Tim, CB, Sam Houston St. 1998-99

ALL-TIME ROSTER

Dess, Darrell, G, North Carolina St. 1965-66
Didier, Clint, TE, Portland St. 1982-87
Didion, John, LB, Oregon St. 1969-70
Dishman, Cris, CB, Purdue 1997-98
Dockery, Derrick, OL, Texas 2003-06, 2009-10
Doctson, Josh, WR, TCU 2016-18
Doering, Chris, WR, Florida 2002
Doering, Jason, S, Wisconsin 2004
Doll, Don, DE, USC 1953
Donnalley, Rick, C, North Carolina 1984-85
Doolan, John, B, Georgetown 1945
Dorow, Al, QB, Michigan St. 1954-56
Dotson, Santana, DL, Baylor 2002
Doughty, Reed, S, Northern Colorado 2006-13
Dow, Ken, B, Oregon St. 1941
Dowda, Harry, DB, Wake Forest 1949-53
Dowler, Boyd, WR, Colorado 1971
Downey, Patrick, OL, New Hampshire 2002
Drake, Troy, T, Indiana 1998
Drakeford, Tyronne, CB, Virginia Tech 2000
Drazenovich, Chuck, LB, Penn St. 1950-59
Dubinetz, Greg, G, Yale 1979
DuBois, Phil, TE, San Diego St. 1979-80
Duckett, T.J., RB, Michigan St. 2006
Duckworth, Joe, E, Colgate 1947
Ducre, Greg, CB, Washington 2014
Dudley, Bill, RB, Virginia 1950-51, 1953
Duff, Jamal, DE, San Diego St. 1997-98
Dugan, Fred, WR, Dayton 1961-63
Duich, Steve, G, San Diego St. 1969
Dukes, Chad, RB, Pittsburgh 2000
Dunbar, Quinton, CB, Florida 2015-19
Duncan, Leslie, DB, Jackson St. 1971-73
Dunn, Casey, OL, Auburn 2018-19
Dunn, Coye, B, USC 1943
Dunn, K.D., TE, Clemson 1987
Dupard, Reggie, RB, SMU 1989-90
Dusek, Brad, LB, Texas A&M 1974-81
Dwyer, Jack, DB, Loyola (CA) 1951
Dye, Les, E, Syracuse 1944-45
Dyer, Henry, RB, Grambling St. 1969-70

E

East, Andrew, LS, Vanderbilt 2018
Ecker, Enrique, T, John Carroll 1952
Ecker, Tyler, TE, Michigan 2007
Edwards, Brad, S, South Carolina 1990-93
Edwards, Turk, T, Washington St. 1932-40
Edwards, Weldon, T, TCU 1948
Eilers, Pat, DB, Notre Dame 1992-94
Elewonibi, Moe, T, BYU 1990-93
Elisara, Pita,OL, Indiana 2003
Ellard, Henry, WR, Fresno St. 1994-98
Elliott, Matt, C, Michigan 1992
Ellis, Ed, T, Buffalo 2000
Ellstrom, Marv, B, Oklahoma 1943
Ellstrom, Swede, FB, Oklahoma 1934
Elmore, Doug, DB, Mississippi 1962
Elter, Leo, RB, Duquesne 1955-57
Emtman, Steve, DT, Washington 1997
Erhardt, Clyde, C, Georgia 1946-49
Erickson, Carl, C, Washington 1938-39
Ervins, Ricky, RB, USC 1991-94
Espy, Mike, WR, Mississippi 2006-07
Etherly, David, CB, Portland St. 1987
Eubanks, John, CB, Southern Miss. 2006-07
Evans, Charles, RB, USC 1974
Evans, Demetric, DL, Georgia 2004-08
Evans, Josh, S, Florida 2016
Evans, Greg, S, TCU 1998
Evans, Leomont, S, Clemson 1996-99
Evans, Reggie, RB, Richmond 1983
Everett, Deshazor, CB/S, Texas A&M 2015-20

F

Fabini, Jason, OL, Cincinnati 2007-08
Fanaika, Paul, G, Arizona St. 2009
Fanucci, Mike, DE, Arizona St. 1972
Farkas, Andy, FB, Detroit 1938-44
Farman, Dick, G, Washington St. 1939-43
Farmer, Tom, B, Iowa 1947-48
Farris, Jimmy, WR, Montana 2005, 07
Faulkner, Jeff, DE, Southern 1993
Fauria, Christian, TE, Colorado 2006
Feagin, Tom, G, Houston 1963
Felber, Nip, E, North Dakota 1932
Felton, Ralph, LB, Maryland 1954-60
Ferguson, Josh, RB, Illinois 2019
Ferris, Neil, DB, Loyola (CA) 1951-52
Fields, Carlos, LB, Winston-Salem St. 2015
Filchock, Frank, QB, Indiana 1938-41, 1944-45
Fiore, Dave, OL, Hofstra 2003
Fincher, Alfred, LB, Connecticut 2008
Fiorentino, Al, G, Boston College 1943-44
Fischer, Mark, C, Purdue 1998-01
Fischer, Pat, CB, Nebraska 1968-77
Fisher, Bob, T, USC 1940
Flanagan, Matt, TE, Pittsburgh 2018
Flemister, Zeron, TE, Iowa 2000-03
Fletcher, Derrick, G, Baylor 2000
Fletcher, London, LB, John Carroll 2007-13
Flick, Tom, QB, Washington 1981
Flores, Mike, DT, Louisville 1995
Flowers, Ereck, G, Miami 2019
Flowers, Richmond, QB, Duke 2002
Floyd, Michael, WR, Notre Dame 2018
Foltz, Vernon, C, St. Vincent's 1944
Forbath, Kai, K, UCLA 2012-15
Forte, Ike, RB, Arkansas 1978-80
Foster, Mason, LB, Washington 2015-18
Foster, Robert, WR, Alabama 2020
Fox, Keyaron, LB, Georgia Tech 2011
Fox, Vernon, S, Fresno St. 2006-07
Foxx, Dion, LB, James Madison 1995
Frahm, Dick, B, Nebraska 1935
Frain, Todd, TE, Nebraska 1986
Francis, A.J., DL, Maryland 2017
Francis, Dave, FB, Ohio St. 1963
Francis, James, LB, Baylor 1999
Frankian, Ike, E, St. Mary's 1933
Franklin, Orlando, T, Miami (Fla.) 2017
Franz, Todd, DB, Tulsa 2002-04
Frazier, Frank, G, Miami (Fla.) 1987
Freeman, Bob, DB, Auburn 1962
Frerotte, Gus, QB, Tulsa 1994-98
Friedman, Lennie, OL, Duke 2003-04
Friesz, John, QB, Idaho 1994
Frisch, Dave, TE, Colorado St. 1997
Fritsch, Ted, C, St. Norbert 1976-79
Frost, Derrick, P, Northern Iowa 2005-07
Fryar, Irving, WR, Nebraska 1999-2000
Fryer, Brian, WR, Alberta (Canada) 1976-78
Fugett, Jean, TE, Amherst 1976-79
Fulcher, Bill, G, Georgia Tech 1956-58
Fuller, Kendall, CB, Virginia Tech 2016-17, 2020
Fuller, Kyle, OL, Baylor 2018
Fuller, Larry, B, No College 1944-45

G

Gaffney, Jabar, WR, Florida 2011
Gaffney, Jim, B, Tennessee 1945-46
Gage, Steve, S, Tulsa 1987-88
Gaines, William, DT, Florida 1995-97
Galbraith, Scott, TE, USC 1995-96
Gallette, Junior, LB, Stillman 2017
Galloway, Joey, WR, Ohio St. 2010
Gannon, Rich, QB, Delaware 1993
Gandy-Golden, Antonio, WR, Liberty 2020
Gano, Graham, K, Florida St. 2009-11
Ganther, Quinton, RB, Utah 2009
Garçon, Pierre, WR, Mount Union 2012-16
Gardener, Daryl, DT, Baylor 2002
Gardner, Rod, WR, Clemson 2001-04
Garner, Dwight, RB, California 1986
Garnett, Joshua, G, Stanford 2020
Garrett, Alvin, WR, Angelo St. 1981-84
Garvin, Terence, LB, West Virginia 2016
Garzoni, Mike, B, USC 1947
Gatewood, Curtis, LB, Vanderbilt 2009
Geathers, Clifton, DE, South Carolina 2014
Geathers, James, DT, Wichita St. 1990-92
Geisinger, Justin, G, Vanderbilt 2008
Gentry, Lee, B, Tulsa 1941
George, Jeff, QB, Illinois 2000-01
German, Jim, QB, Centre College 1939
Gesek, John, C, Cal St. Sacramento 1994-95
Gettis, Adam, G, Iowa 2013
Giaquinto, Nick, RB, Connecticut 1981-83
Gibson, Alec, DT, Illinois 1987
Gibson, Antonio, RB, Memphis 2020
Gibson, Joe, B, Tulsa 1943
Gilbert, Sean, DT, Pittsburgh 1996
Gillespie, Robert, RB, Florida 2002
Gilmer, Harry, QB, Alabama 1948-54
Givens, Reggie, LB, Penn St. 2000
Glick, Gary, DB, Colorado A&M 1959-61
Gob, Art, E, Pittsburgh 1959-60
Godfrey, Randall, LB, Georgia 2007
Gogolak, Charlie, K, Princeton 1966-68
Goldson, Dashon, S, Washington 2015
Golston, Kedric, DT, Georgia 2006-16
Gomes, DeJon, S, Nebraska 2011-12
Goodburn, Kelly, P, Emporia St. 1990-93
Goode, Bob, RB, Texas A&M 1949-51, 1954-55
Goodnight, Clyde, E, Tulsa 1949-50
Goodyear, John, B, Marquette 1942
Goosby, Tom, G, Baldwin-Wallace 1966
Gouveia, Kurt, LB, BYU 1987-94, 99
Graf, Dave, LB, Penn St. 1981
Graf, Rick, LB, Wisconsin 1993
Graham, Don, LB, Penn St. 1989
Graham, Kent, QB, Ohio St. 2001
Grant, Alan, CB, Stanford 1994
Grant, Bob, LB, Wake Forest 1971
Grant, Darryl, DT, Rice 1981-90
Grant, Frank, WR, S. Colorado St. 1973-78
Grant, Orantes, LB, Georgia 2002-03
Grant, Ryan, RB, Notre Dame 2012
Grant, Ryan, WR, Tulane 2014-17
Gray, Bill, G, Oregon St. 1947-48
Green, Darrell, CB, Texas A&I 1983-02
Green, Jacques, WR, Florida 2002
Green, Mike, S, Northwestern St. 2008
Green, Robert, RB, William & Mary 1992
Green, Tony, RB, Florida 1978
Green, Trent, QB, Indiana 1995-98
Greer, Donovan, CB, Texas A&M 2001
Griffin, Cedric, CB, Texas 2012
Griffin, Cornelius, DT, Alabama 2004-08
Griffin, Keith, RB, Miami (Fla.) 1984-88
Griffin III, Robert, QB, Baylor 2012-15
Grimm, Dan, C, Colorado 1969
Grimm, Russ, G, Pittsburgh 1981-91
Grossman, Rex, QB, Florida 2010-11
Guglielmi, Ralph, QB, Notre Dame. 1955, 1958-60
Guice, Derrius, RB, LSU 2018-19
Gulledge, David, FS, Jacksonville St. 1992
Gumbs, Jose, S, Monmouth 2013
Gundlach, Herman, G, Harvard 1935

ALL-TIME ROSTER

H

Hackbart, Dale, DB, Wisconsin 1961-63
Hageman, Fred, C, Kansas 1961-64
Haight, Mike, T, Iowa 1992
Haines, Kris, WR, Notre Dame 1979
Haji-Sheikh, Ali, K, Michigan 1987
Haley, Dick, DB, Pittsburgh 1959-60
Haley, Jermaine, DT, Butte College 2003-04
Hall, DeAngelo, CB/S, Virginia Tech 2008-17
Hall, Galen, QB, Penn St. 1962
Hall, John, K, Wisconsin 2003-06
Hall, Windlan, DB, Arizona St. 1977
Ham, Derrick, DE, Miami (Fla.) 2000
Hamdan, Gibran, QB, Indiana 2003
Hamel, Dean, DT, Tulsa 1985-88
Hamilton, Justin, S, Virginia Tech 2008
Hamilton, Malcolm, LB, Baylor 1998-99
Hamilton, Rick, LB, Central Florida 1993-94
Hamilton, Shaun Dion, LB, Alabama 2018-20
Hamilton, Steve, DE, East Carolina 1985-88
Hamlin, Gene, C, Western Michigan 1970
Hamm, Je'Ron, TE, Louisiana-Monroe 2015
Hammond, Bobby, RB, Morgan St. 1979-80
Hanburger, Chris, LB, UNC 1965-78
Hancock, Mike, TE, Idaho St. 1973-75
Hankerson, Leonard, WR, Miami 2011-14
Hanna, Zip, G, South Carolina 1945
Hansen, Ron, G, Minnesota 1954
Harbour, Dave, C, Illinois 1988-89
Hardeman, Buddy, RB, Iowa St. 1979-80
Hare, Cecil, FB, Gonzaga 1941-42, 1945
Hare, Ray, QB, Gonzaga 1940-43
Harlan, Jim, T, Howard Payne 1978
Harmon, Clarence, RB, Mississippi St. 1977-82
Harmon, Kelvin, WR, NC State. 2019
Harold, George, B, Allen 1968
Harraway, Charley, RB, San Jose St. 1969-73
Harris, Don, S, Rutgers 1978-79
Harris, Hank, G, Texas 1947-48
Harris, Jeremy, CB, New Mexico St. 2015
Harris, Jim, DB, Howard Payne 1970
Harris, Joe, LB, Georgia Tech 1977
Harris, Macho, S, Virginia Tech 2010
Harris, Maurice, WR, California 2016-18
Harris, Rickie, DB, Arizona 1965-70
Harris, Steven, WR, Arkansas 2006-07
Harris, Walt, CB, Mississippi St. 2004-05
Harrison, Kenny, WR, SMU 1980
Harrison, Lloyd, CB, North Carolina St. 2000
Harrison, Nolan, DE, Indiana 2000
Harry, Carl, WR, Utah 1989, 92
Hart, Jim, QB, Southern Illinois 1984
Hartley, Howard, B, Duke 1948
Hartman, Bill, B, Georgia 1938
Harvey, Ken, LB, California 1994-98
Harvey-Clemons, Josh, LB, Louisville 2017-19
Harvin, Allen, RB, Cincinnati 1987
Haskins Jr., Dwayne, QB, Ohio St. 2019-20
Hasselbeck, Tim, QB, Boston College 2003
Hatcher, Jason, DE, Grambling St. 2014-15
Hatcher, Ron, FB, Michigan St. 1962
Hauss, Len, C, Georgia 1964-77
Haws, Kurt, TE, Utah 1994
Hayden, Ken, C, Arkansas 1943
Hayes, Jeff, P, North Carolina 1982-85
Haymond, Alvin, DB, Southern 1972
Haynes, Hall, DB, Santa Clara 1950, 1953-55
Haynes, Reggie, TE, UNLV 1978
Haynesworth, Albert, DT, Tennessee 2009-10
Hayward, Adam, LB, Portland St. 2014-15
Hazelwood, Ted, T, North Carolina 1953
Heath, Leon, FB, Oklahoma 1951-53
Heck, Andy, T, Notre Dame 1999-2000
Hecker, Norb, DB, Baldwin-Wallace 1955-57
Heenan, Pat, E, Notre Dame 1960
Hegarty, Bill, T, Villanova 1960
Heinicke, Taylor, QB, Old Dominion 2020
Heinz, Bob, DT, Pacific 1978
Helu, Jr., Roy, RB, Nebraska 2011-14
Hemingway, Temarrick, TE, South Car. St. 2020
Hendershot, Larry, LB, Arizona St. 1967
Henderson, Jon, WR, Colorado St. 1970
Hendren, Bob, T, USC 1949-51
Hennessey, Jerry, DE, Santa Clara 1952-53
Henson, Robert, LB, TCU 2009-10
Hentges, Hale, TE, Alabama 2019
Hermeling, Terry, T, Nevada 1970-80
Hernandez, Joe, WR, Arizona 1964
Hester, Treyvon, DT, Toledo 2019
Heyer, Stephon, OL, Maryland 2007-10
Hickman, Dallas, DE, California 1976-81
Hickman, Donnie, G, USC 1978
Hicks, Artis, G/T, Memphis 2010
Hicks, Skip, RB, UCLA 1998-2000
Hightower, Tim, RB, Richmond 2011
Hill, Calvin, RB, Yale 1976-77
Hill, Irv, B, Trinity 1933
Hill, Nate, DE, Auburn 1989
Hitchock, Ray, C, Minnesota 1987
Hoage, Terry, S, Georgia 1991
Hobbs, Stephen, WR, North Alabama 1990-92
Hochertz, Martin, DE, Southern Illinois 1993
Hodgson, Pat, TE, Georgia 1966
Hoelscher, David, DT, Eastern Kentucky 1998
Hoffman, Bob, RB, USC 1940-41
Hoffman, John, DE, Hawaii 1969-70
Hogeboom, Gary, QB, Central Michigan 1990
Hokuf, Steve, B, Nebraska 1933-35
Holcomb, Cole, LB, North Carolina 2019-20
Holdman, Warrick, LB, Texas A&M 2005-06
Hollar, John, B, Appalachian St. 1948-49
Hollenbach, Sam, QB, Maryland 2007
Holliday, Vonnie, DL, North Carolina 2010
Hollinquest, Lamont, LB, USC 1993-94
Holloway, Derek, WR, Arkansas 1986
Holly, Bob, QB, Princeton 1982-83
Holman, Walter, RB, West Virginia St. 1987
Holman, Willie, DE, South Carolina St. 1973
Holmer, Walt, B, Northwestern 1933
Holmes, Lendy, S, Oklahoma 2009
Holsey, Bernard, DL, Duke 2003
Holsey, Joshua, CB, Auburn 2017-18
Hood, Evander "Ziggy", DL, Missouri 2016-18
Hopkins, Dustin, K, Florida St. 2015-20
Horner, Sam, B, VMI 1960-61
Horstmann, Roy, FB, Purdue 1933
Horton, Chris, S, UCLA 2008-10
Horton, Ethan, TE, North Carolina 1994
Hostetler, Jeff, QB, West Virginia 1997
Houghton, Jerry, T, Washington St. 1950
Houston, Ken, S, Prairie View A&M 1973-80
Houston, Walt, G, Purdue 1955
Hover, Don, LB, Washington St. 1978-79
Howard, Desmond, WR, Michigan 1992-94
Howard, Austin, T, Northern Iowa 2018
Howell, Dixie, B, Alabama 1937
Hudson, Bob, G, Clemson 1959
Hudson, Khaleke, LB, Michigan 2020
Huff, Ken, G, North Carolina 1983-85
Huff, Sam, LB, West Virginia 1964-67, 1969
Hughley, George, FB, Central Oklahoma St. 1965
Hull, Josh, LB, Penn St. 2013
Hull, Mike, RB, USC 1971-74
Humphrey, Myles, LB, Shepherd 2019
Humphries, Stan, QB, NE Louisiana 1989-91
Huntington, Greg, C, Penn St. 1993
Hunter, Bill, DB, Syracuse 1965
Hurley, George, G, Washington St. 1932-33
Hurt, Maurice, G, Florida 2011-12
Husak, Todd, QB, Stanford 2000
Husted, Michael, K, Virginia 2000
Hutson, Tony, G, NE Oklahoma 2000
Hyatt, Fred, WR, Auburn 1973

I

Ihenacho, Duke, S, San Jose St. 2014-16
Imhof, Martin, DE, San Diego St. 1974
Inman, Dontrelle, WR, Virginia 2020
Intrieri, Marne, G, Loyola (Md.) 1933-34
Ioannidis, Matt, DL, Temple 2016-20
Irwin, Don, FB, Colgate 1936-39
Ismael, Keith, C, San Diego State 2020
Izo, George, QB, Notre Dame 1961-64

J

Jackson, Bernard, DB, Tennessee 2002
Jackson, Charles, S, Texas Tech 1987
Jackson, DeSean, WR, California 2014-16
Jackson, Ladairis, DE, Oregon St. 2002-03
Jackson, Leroy, RB, Western Illinois 1962-63
Jackson, Rob, DE/LB, Kansas St. 2008-13
Jackson, Steve, LB, Texas-Arlington 1966-67
Jackson, Trenton, WR, Illinois 1967
Jackson, Wilbur, FB, Alabama 1980-82
Jacobs, Jack, QB, Oklahoma 1946
Jacobs, Taylor, WR, Florida 2003-05
Jacoby, Joe, T/G, Louisville 1981-93
Jaffurs, John, G, Penn St. 1946
Jagielski, Harry, T, Indiana 1956
James, Dick, RB, Oregon 1956-63
James, Erasmus, DE, Wisconsin 2008
Janowicz, Vic, B, Ohio St. 1954-55
Jansen, Jon, T, Michigan 1999-08
Jaqua, Jon, S, Lewis & Clark 1970-72
Jarmon, Jeremy, LB, Kentucky 2009-10
Jarrett, Craig, P, Michigan St. 2002
Jarrett, Kyshoen, DB, Virginia Tech 2015
Jean Francois, Ricky, DE, LSU 2015-16
Jeffcoat, Jackson, LB, Texas 2014-15
Jefferson, Roy, WR, Utah 1971-76
Jencks, Bob, K/E, Miami (OH) 1965
Jenkins, Brandon, LB, Florida St. 2013
Jenkins, Cullen, DL, Central Michigan 2016
Jenkins, Jacque, FB, Vanderbilt 1943, 1946
Jenkins, James, TE, Rutgers 1991-2000
Jenkins, Jarvis, DE, Clemson 2012-14
Jenkins, Ken, RB, Bucknell 1985-86
Jensen, Marcel, TE, Fresno St. 2015
Jessie, Tim, RB, Auburn 1987
Jimoh, Ade, DB, Utah St. 2003-06
Johnson, AJ, CB, SW Texas St. 1989-94
Johnson, Andre, T, Penn St. 1996
Johnson, Billy, WR, Widener 1988
Johnson, Brad, QB, Minnesota 1999-2000
Johnson, Bryan, FB, Boise St. 2000-03
Johnson, Danny, CB, Southern 2018-20
Johnson, Dennis, DT, Delaware 1974-77
Johnson, Domonique, CB, Jackson St. 2012
Johnson, Jeron, S, Boise St. 2015
Johnson, Jimmie, TE, Howard 1989-91
Johnson (Howard), Joe, WR, Notre Dame 1989-91
Johnson, Josh, QB, San Diego 2018
Johnson, Larry, C, Haskell Indian 1933-35, 1944
Johnson, Larry, RB, Penn St. 2010
Johnson, Mitch, T, UCLA 1966-68, 1972
Johnson, Patrick, WR, Oregon 2003
Johnson, Randy, QB, Texas A&I 1975
Johnson, Richard, WR, Colorado 1987

ALL-TIME ROSTER

Johnson, Rob, QB, USC 2003
Johnson, Robert, TE, Auburn 2005
Johnson, Sidney, CB, California 1990-92
Johnson, Tim, DT, Penn St. 1990-95
Johnson, Tre, T, Temple 1994-2000, 02
Johnston, Jim, B, Washington 1939-40
Jones, Aki, DL, Fordham 2005
Jones, Anthony, TE, Wichita St. 1984-88
Jones, Arthur, DL, Syracuse 2017
Jones, Chuck, E, George Washington 1955
Jones, David, C, Texas 1987
Jones, David, CB, Wingate 2012
Jones, Deacon, DE, Mississippi Vocational 1974
Jones, Greg, LB, Colorado 1997-00
Jones, Harvey, B, Baylor 1947
Jones, Jimmie, DE, Wichita St. 1971-73
Jones, Joe, DE, Tennessee St. 1979-80
Jones, Kenyatta, OL, South Florida 2003-04
Jones, Larry, WR, NE Missouri St. 1974-77
Jones, Levi, OT, Arizona St. 2009
Jones, Matt, RB, Florida 2015-16
Jones, Melvin, G, Houston 1981
Jones, Robert, LB, East Carolina 2001
Jones, Rod, OL, Kansas (IR) 2002
Jones, Stan, DT, Maryland 1966
Jordan, Akeem, LB, James Madison 2014
Jordan, Curtis, FS, Texas Tech 1981-86
Jordan, Jeff, RB, Washington 1971-72
Joseph, Joe, DL, Miami (Fla.) 2010
Joseph, Ricot, DB, Central Florida 2002
Junker, Steve, E, Xavier 1961-62
Junkin, Trey, LB, Louisiana Tech 1984
Jurgensen, Sonny, QB, Duke 1964-74
Justice, Charlie, RB, UNC 1950, 1952-54
Justice, Ed, B, Gonzaga 1936-42
Juzwik, Steve, B, Notre Dame 1942

K

Kahn, Ed, G, North Carolina 1935-37
Kalu, Ndukwe, DE, Rice 1998-2000
Kamp, Jim, T, Oklahoma City 1933
Kammerer, Carl, DE, Pacific 1963-69
Kane, Rick, RB, San Jose St. 1984
Kantor, Joe, RB, Notre Dame 1966
Karamatic, George, B, Gonzaga 1938
Karas, Emil, E, Dayton 1959
Karcher, Jim, G, Ohio St. 1936-39
Karras, Lou, T, Purdue 1950-52
Karras, Ted, DT, Northwestern 1987
Katrishen, Mike, T, Southern Miss. 1948-49
Kaufman, Mel, LB, Cal Poly 1981-88
Kawal, Ed, C, Illinois 1937
Kearse, Frank, DE, Alabama A&M 2014-15
Keating, Chris, LB, Maine 1985
Keenum, Case, QB, Houston 2019
Keenan, Jack, T, South Carolina 1944-45
Kehl, Bryan, LB, BYU 2012-13
Kehr, Rick, G, Carthage 1987
Kelley, Gordon, LB, Georgia 1962-63
Kelley, Rob, RB, Tulane 2016-18
Kelly, John, T, Florida A&M 1966-67
Kelly, Malcolm, WR, Oklahoma 2008-10
Kemoeatu, Ma'ake, NT, Utah 2010
Kendall, Pete, OL, Boston College 2007-08
Kendricks, Mychal, LB, UCLA 2020
Kenneally, Gus, E, St. Bonaventure 1932
Kerin, Zac, OL, Toledo 2018
Kerr, Jim, DB, Penn St. 1961-62
Kerrigan, Ryan, LB, Purdue 2011-20
Khayat, Bob, K, Mississippi 1960, 1962-63
Khayat, Ed, DT, Tulane 1957, 1962-63
Kidsy, Darvin, WR, Texas Southern 2018-19
Kiick, Jim, RB, Wyoming 1977
Killings, Cedric, DL, Carson-Newman 2005
Kilmer, Bill, QB, UCLA 1971-78
Kimball, Bruce, G, Massachusetts 1983-84
Kimble, Garry, CB, Sam Houston St. 1987
Kimmel, J.D., T, Houston 1955-56
Kimmel, Jon, LB, Colgate 1987
Kimrin, Ola, K, Texas El Paso 2004
Kincaid, Jim, B, South Carolina 1954
Kinney, Kelvin, DE, Virginia St. 1997-98
Kirk, Randy, LB, San Diego St. 1990
Kitts, Jim, FB, Ferrum 1998
Knight, Curt, K, Coast Guard 1969-73
Knighton, Terrance, NT, Temple 2015
Koch, Markus, DE, Boise St. 1986-91
Koniszewski, John, T, G.W. 1945-46, 1948
Kopay, Dave, RB, Washington 1969-70
Kouandjio, Arie, G, Alabama 2015-17
Kovatch, John, E, Notre Dame 1942, 46
Kozlowski, Brian, TE, Connecticut 2004-07
Krakoski, Joe, B, Illinois 1961
Krakoski, Joe, LB, Washington 1986
Krause, Max, FB, Gonzaga 1937-40
Krause, Paul, DB, Iowa 1964-67
Krause, Red, C, St. Louis 1938
Kresky, Joe "Mink", G, Wisconsin 1932
Krouse, Ray, T, Maryland 1960
Kruczek, Mike, QB, Boston College 1980
Krueger, Al, RB, USC 1941-42
Kubin, Larry, LB, Penn St. 1982-84
Kuchta, Frank, C, Notre Dame 1958-59
Kuehl, Ryan, DT, Virginia 1996-97
Kunaszyk, Jordan, LB, California 2020
Kupp, Jake, G, Washington 1966
Kuziel, Bob, G, Pittsburgh 1975-80

L

Laaveg, Paul, G, Iowa 1970-75
Lachey, Jim, T, Ohio St. 1988-95
Ladler, Kenny, S, Vanderbilt 2018-19
Landry, LaRon, S, LSU 2007-11
Lane, Skip, S, Mississippi 1987
Lang, Kenard, DE, Miami (Fla.) 1997-01
Lanier II, Anthony, Alabama A&M 2016-17
Lapka, Ted, E, St. Ambrose 1943-44, 1946
LaPresta, Benny, B, St. Louis 1933
Larson, Bill, TE, Colorado St. 1977
Larson, Pete, RB, Cornell 1967-68
Lasse, Dick, LB, Syracuse 1960-61
Lathrop, Kit, DT, Arizona St. 1987
Laster, Donald, T, Tennessee St. 1982-83
Laufenberg, Babe, QB, Indiana 1983-85
Lauvao, Shawn, G, Arizona St. 2014-18
Lavender, Joe, CB, San Diego St. 1976-82
Law, Dennis, WR, East Tennessee St. 1979
Lawrence, Devaroe, DT, Auburn 2020
Lawrence, Don, T, Notre Dame 1959-61
Leake, Javon, RB, Maryland 2020
LeBaron, Eddie, QB, Pacific 1952-53, 1955-59
Leeuwenburg, Jay, G, Colorado 2000
Lemek, Ray, T, Notre Dame 1957-61
Lennan, Reid, G, No College 1945
Leon, Tony, G, Alabama 1943
LeRibeus, Josh, G, SMU 2012-15
Lewis, Dan, RB, Wisconsin 1965
Lewis, Lance, WR, East Carolina 2013
Lewis, Ron, G, Washington St. 1995
Leverette, Otis, DE, UAB 2001-02
Liebenstein, Todd, DE, UNLV 1982-85
Lichtensteiger, Kory, OL, Bowling Green 2010-16
Lipscomb, Paul, T, Tennessee 1950-54
Livingston, Howie, B, Fullerton JC 1948-50
Lloyd, Brandon, WR, Illinois 2006-07
Lockett, J.W., B, Central Oklahoma St. 1964
Lockett, Kevin, WR, Kansas St. 2001-02
Locklear, Sean, T, North Carolina St. 2011
Logan, Marc, FB, Kentucky 1995-97
Lohmiller, Chip, K, Minnesota 1988-94
Lolatai, Al, G, Weber St. 1945
Long, Bob, WR, Wichita St. 1969
Long, Spencer, G/C, Nebraska 2014-17
Lookabaugh, John, E, Maryland 1946-47
Looney, Joe Don, RB, Oklahoma 1966-67
Lorch, Karl, DT, USC 1976-81
Lott, Andre, DB, Tennessee 2002-04
Lovato, Rick, LS, Old Dominion 2016
Love, John, WR, North Texas St. 1967
Loverne, David, OL, San Jose St. 2002
Lowe, Gary, B, Michigan St. 1956-57
Lowry, Quentin, LB, Youngstown St. 1981-83
Lucas, Cornelius, T, Kansas State 2020
Luce, Lew, B, Penn St. 1961
Luke, Cole, S, Notre Dame 2020
Lyle, Keith, S, Virginia 2001
Lynch, Dick, B, Notre Dame 1958

M

MacAfee, Ken, E, Alabama 1959
Macioszczck, Art, FB, Western Michigan 1948
Macklin, David, CB, Penn St. 2007
MacMurdo, Jim, T, Pittsburgh 1932-33
Madarik, Elmer, B, Detroit 1948
Malinchak, Bill, WR, Indiana 1970-74, 1976
Malone, Benny, RB, Arizona St. 1978-79
Malone, Charley, E, Texas A&M 1934-40, 1942
Mandeville, Chris, DB, Cal-Davis 1989
Manley, Dexter, DE, Oklahoma St. 1981-89
Mann, Charles, DE, Nevada-Reno 1983-93
Manton, Tilly, FB, TCU 1938
Manusky, Greg, LB, Colgate 1988-90
Marciniak, Ron, C, Kansas St. 1955
Marcus, Pete, E, Kentucky 1944
Marshall, Byron, RB, Oregon 2017-18
Marshall, Lemar, LB, Michigan St. 2002-06
Marshall, Leonard, DT, LSU 1994
Marshall, Rich, T, Stephen F. Austin 1966
Marshall, Wilber, LB, Florida 1988-92
Martin, Aaron, DB, North Carolina College 1968
Martin, Jamie, QB, Weber St. 1997
Martin, Jim, K, Notre Dame 1964
Martin, Steve, DE, Jackson St. 1987
Martin, Wes, G, Indiana 2019-20
Mason, Eddie, LB, North Carolina 1999-02
Mason, Marcus, RB, Youngstown St. 2009
Mason, Tommy, RB, Tulane 1971-72
Masterson, Bob, E, Miami (Fla) 1938-43
Maston, Le'Shai, FB, Baylor 1998
Matich, Trevor, C, BYU 1994-96
Matthews, Shane, QB, Florida 2002
Mattson, Riley, T, Oregon 1961-64
Mauti, Rich, WR, Penn St. 1984
May, Mark, T, Pittsburgh 1981-89
Mayhew, Martin, CB, Florida St. 1989-92
Mays, Alvoid, CB, West Virginia 1990-94
Mays, Damon, WR, Missouri 1996
Mazurek, Fred, B, Pittsburgh 1965-66
McCabe, Dick, B, Pittsburgh 1959
McCants, Darnerien, WR, Delaware St. 2002-04
McCardell, Keenan, WR, UNLV 2007
McCauley, Marcus, CB, Fresno St. 2009
McChesney, Bob, E, UCLA 1936-42
McClain, Terrell, DL, South Florida 2017
McClellion, Central, CB, Ohio St. 2001
McClure, Stefan, S, California 2017
McCoy, Anthony, TE, USC 2015
McCoy, Colt, QB, Texas 2014-19
McCrary, Greg, TE, Clark 1978, 1981

ALL-TIME ROSTER

McCune, Robert, LB, Louisville....2005-06
McCullough, Sultan, RB, USC....2003
McDaniel, John, WR, Lincoln....1978-80
McDaniel, Le Charls, CB, Cal Poly....1981-82
McDole, Ron, DE, Nebraska....1971-78
McDonald, Ray, RB, Idaho....1967-68
McEwen, Craig, TE, Utah....1987-88
McGee, Stacy, DL, Oklahoma....2017-18
McGee, Tim, WR, Tennessee....1993
McGee, Tony, DE, Bishop (TX)....1982-84
McGrath, Mark, WR, Montana St....1983-85
McGriff, Curtis, DT, Alabama....1987
McIntosh, Rocky, LB, Miami (Fla.)....2006-11
McKee, Paul, E, Syracuse....1947-48
McKeever, Marlin, LB, USC....1968-70
McKenzie, Raleigh, G, Tennessee....1985-94
McKinney, Zion, WR, South Carolina....1980
McKinzy, Cassanova, LB, Auburn....2018
McKissic, J.D. , RB, Arkansas State....2020
McLaurin, Terry, WR, Ohio St....2019-20
McLinton, Harold, LB, Southern....1969-78
McMillan, Mark, CB, Alabama....1999
McNabb, Donovan, QB, Syracuse....2010
McNeil, Clifton, WR, Grambling St....1971-72
McNeil, Nick, LB, Western Carolina....2005
McPhail, Hal, FB, Xavier....1934-35
McPhee, Pernell, LB, Mississippi St....2018
McQuaid, Dan, T, UNLV....1985-87
McQuilken, Kim, QB, Lehigh....1978-80
McRae, Stan, E, Michigan St....1946
Meade, Jim, B, Maryland....1939-40
Meads, Johnny, LB, Nicholls St....1992
Meadows, Ed, DB, Duke....1959
Melinger, Steve, E, Kentucky....1956-57
Mendenhall, Mat, DE, BYU....1981-82
Meriweather, Brandon, S, Miami....2012-14
Merkle, Ed, G, Oklahoma A&M....1944
Merling, Phillip, DE, Clemson....2013
Mercein, Chuck, RB, Yale....1969
Metcalf, Terry, RB, San Diego St....1981
Michaels, Ed, G, Villanova....1937
Micka, Mike, FB, Colgate....1944
Mickles, Joe, RB, Mississippi....1989
Middleton, Ron, TE, Auburn....1988, 1990-93
Millen, Matt, LB, Penn St....1991
Miller, Allen, LB, Ohio....1962-63
Miller, Clark, DE, Utah St....1969
Miller, Dan, K, Miami (Fla.)....1982
Miller, Fred, T, Pacific....1955
Miller, Gabe, LB, Oregon St....2014
Miller, Harlan, CB, SE Louisiana....2018
Miller, John, T, Boston College....1956, 1958-59
Miller, Tom, B, Hampden-Sydney....1945
Millner, Wayne, E, Notre Dame....1936-41, 1945
Mills, Lamar, DT, Indiana....1994
Milot, Rich, LB, Penn St....1979-87
Milstead, Rod, G, Delaware St....1998-99
Mims, Chris, DT, Tennessee....1997
Mingo, Gene, K, No College....1967
Minnifield, Chase, CB, Virginia....2014
Mitchell, Bobby, FL, Illinois....1962-68
Mitchell, Brian, RB, SW Louisiana....1990-99
Mitchell, Kevin, LB, Syracuse....2000-03
Mitchell, Marko, WR, Nevada....2009
Mitchell, Michael, CB, Howard Payne....1987
Mix, Anthony, WR, Auburn....2007
Modzelewski, Dick, DT, Maryland....1953-54
Mojsiejenko, Ralf, P, Michigan St....1989-90
Molinaro, Jim, OL, Notre Dame....2004-06
Momsen, Tony, C, Michigan....1952
Monachino, Jim, B, California....1955
Monaco, Ray, G, Holy Cross....1944
Monasco, Don, B, Texas....1954
Monk, Art, WR, Syracuse....1980-93
Mont, Tommy, QB, Maryland....1947-49
Montgomery, Anthony, DT, Minnesota....2006-09
Montgomery, Will, OL, Virginia Tech....2008-13
Moody, Nick, LB, Florida State....2016
Moore, Chuck, G, Arkansas....1962
Moore, Darryl, G, UTEP....1992-93
Moore, Jeff, RB, Jackson St....1984
Moore, Larry, C, BYU....2002-03
Moore, Kareem, S, Nicholls St....2008-10
Moore, Michael, G, Troy St....2000
Moore, Wilbur, B, Minnesota....1939-46
Moran, Jim G, Holy Cross....1935-36
Moreau, Fabian, CB, UCLA....2017-20
Moreland, Jimmy, CB, James Madison....2019-20
Morgan, Bob, DT, Maryland....1954
Morgan, Boyd, S, USC....1939-40
Morgan, Joshua, WR, Virginia Tech....2012-13
Morgan, Mike, LB, LSU....1968
Morley, Sam, E, Stanford....1954
Morris, Alfred, RB, Florida Atlantic....2012-15
Morris, Jamie, RB, Michigan....1988-89
Morrison, Darryl, S, Arizona....1993-96
Morrison, Tim, CB, North Carolina....1986-87
Mortensen, Fred, QB, Arizona St....1979
Morton, Chad, RB, USC....2003-04
Morton, Christian, DB, Illinois....2005
Morton, Michael, RB, UNLV....1985
Moseley, Mark, K, Stephen F. Austin....1974-86
Moses, Morgan, T, Virginia....2014-20
Moss, Eddie, RB, SE Missouri St....1977
Moss, Joe, T, Maryland....1952
Moss, Santana, WR, Miami (Fla.)....2005-14
Muhammad, Calvin, WR, TX Southern....1984-85
Mul-Key, Herb, RB, No College....1972-74
Murphy, Jerome, CB, South Florida....2012-13
Murphy, Mark, S, Colgate....1977-84
Murphy, Trent, LB, Stanford....2014-16
Murray, Eddie, K, Tulane....1995, 2000
Murrell, Adrian, RB, West Virginia....2000
Musgrove, Spain, DT, Utah St....1967-69
Musick, Jim, FB, USC....1932-33, 1935-36
Myers, Rob, TE, Utah St....2011
Myslinski, Tom, G, Tennessee....1992

N

Natowich, Andy, B, Holy Cross....1944
Ndukwe, Ikechuku, OL, Northwestern....2005
Nelms, Mike, KR, Baylor....1980-84
Nelson, Ralph, RB, No College....1975
Niemi, Laurie, T, Washington St....1949-53
Neild, Chris, NT, West Virginia....2011-13
Nelson, Kyle, LS, New Mexico St....2013
Nichols, Gerald, DT, Florida_State....1993
Nicholson, Montae, S, Michigan St....2017-19
Ninowski, Jim, QB, Michigan St....1967-68
Nisby, John, G, Pacific....1962-64
Nix, Doyle, B, SMU....1958-59
Nobile, Leo, G, Penn St....1947
Noble, Brandon, DL, Penn St....2003-05
Noble, James, WR, Stephen F. Austin....1986
Nock, George, RB, Morgan St....1972
Noga, Al, DE, Hawaii....1993
Norman, Jim, T, No College....1955
Norman, Josh, CB, Coastal Carolina....2016-19
Norris, Hal, B, California....1955-56
Norris, Jared, LB, Utah....2020
North, Jim T, Central Washington....1944
Norton, Jim, T, Washington....1969
Nott, Doug, B, Detroit....1935
Nottage, Dexter, DE, Florida A&M....1994-96
Novak, Nick, K, Maryland....2005-06
Nsekhe, Ty, T, Texas St....2015-18
Nugent, Dan, G, Auburn....1976-78, 1980
Nussbaumer, Bob, E, Michigan....1947-48

O

O'Brien, Fran, T, Michigan St....1960-66
O'Brien, Gail, T, Nebraska....1934-36
O'Dell, Stu, LB, Indiana....1974-77
Odom, Chris, LB, Arkansas St....2019
Ohalete, Ifeanyi, S, USC....2001-03
Ogrin, Pat, DT, Wyoming....1981-82
Ogunbowale, Dare, RB, Wisconsin....2017
Okoro, Kenny, CB, Wake Forest....2014
Oliphant, Mike, RB, Puget Sound....1988
Oliver, Muhammad, CB, Oregon....1995
Olkewicz, Neal, LB, Maryland....1979-89
Olsson, Les, G, Mercer....1934-38
Olszewski, John, B, California....1958-60
Orakpo, Brian, DE/LB, Texas....2009-14
Orchard, Nate, DE/LB, Utah....2019-20
Orr, Terry, TE, Texas....1986-93
Osborne, Tom, WR, Hastings (NE)....1960-61
Ostrowski, Chet, E, Notre Dame....1954-59
Owen, Tom, QB, Wichita St....1982
Owens, Brig, DB, Cincinnati....1966-77
Owens, Don, T, Southern Miss....1957
Owens, Rich, DE, Lehigh....1995-97

P

Paea, Stephen, DE, Oregon St....2015
Paine, Jeff, LB, San Jose St....1986
Painter, Vinston, OL, Virginia Tech....2016
Pakulak, Glenn, P, Kentucky....2009
Paluck, John, DE, Pittsburgh....1956, 1959-65
Palmer, Sterling, DE, Florida St....1993-96
Papit, John, B, Virginia....1951-53
Pardee, Jack, LB, Texas A&M....1971-72
Parks, Mickey, C, Oklahoma....1938-40
Parris, Timon, OL, Stony Brook....2018-19
Parrish, Lemar, CB, Lincoln....1978-81
Pasqua, Joe, T, SMU....1943
Paternoster, Angelo, G, Georgetown....1943
Patten, David, WR, Western Carolina....2005-06
Patterson, Dimitri, DB, Tuskegee....2005
Patton, Joe, T, Alabama A&M....1994-98
Patton, Marvcus, LB, UCLA....1995-98
Paul, Niles, WR/TE, Nebraska....2011-17
Paul, Tito, CB, Ohio St....1999
Paulescu, Sam, P, Oregon St....2010
Paulsen, Logan, TE, UCLA....2010-15
Payne, Daron, DT, Alabama....2018-20
Peebles, Jim, E, Vanderbilt....1946-49, 1951
Peete, Rodney, QB, USC....1999
Peiffer, Dan, C, Southeast Missouri St....1980
Pellegrini, Bob, LB, Maryland....1962-65
Penn, Donald, T, Utah St....2019
Pepper, Gene, G, Missorui....1950-53
Pergine, John, LB, Notre Dame....1973-75
Perine, Samaje, RB, Oklahoma....2017-18
Perrin, Lonnie, RB, Illinois....1979
Peters, Floyd, T, San Francisco St....1970
Peters, Otha, LB, Louisiana-Lafayette....2017
Peters, Tony, S, Oklahoma....1979-82, 1984-85
Peters, Volney, T, USC....1954-57
Peterson, Adrian, RB, Oklahoma....2018-19
Peterson, Nelson, RB, West Va. Wesleyan....1937
Pettey, Phil, G, Missouri....1987
Petitbon, Richie, S, Tulane....1971-72
Phillips, Dashaun, CB, Tarleton St....2015-16
Phillips, Joe, WR, Kentucky....1985, 87
Piasecky, Al, E, Duke....1943-45
Pierce, Antonio, LB, Arizona....2001-04
Pierce, Dan, RB, Memphis St....1970
Pierre-Louis, Kevin, LB, Boston College....2020

ALL-TIME ROSTER

Pierschbacher, Ross, C, Alabama 2019
Pinckert, Ernie, FB, USC 1932-40
Plackemeier, Ryan, P, Wake Forest 2008
Planutis, Jerry, B, Michigan St. 1956
Plummer, Terrance, LB, Central Florida 2015
Podoley, Jim, RB, Central Michigan 1957-60
Poillon, Dick, B, Canisius 1942, 1946-49
Polsfoot, Fran, E, Washington St. 1953
Polumbus, Tyler, T, Colorado 2011-14
Ponds, Antwaune, LB, Syracuse 1998
Porter, Tracy, CB, Indiana 2014
Portis, Clinton, RB, Miami (Fla.) 2004-10
Posey, Jeff, LB, Southern Miss. 2006
Potter, John, K, Western Michigan 2013
Pottios, Myron, LB, Notre Dame 1971-73
Pounds, Darryl, CB, Nicholls St. 1995-99
Pourdanesh, Shar, T, Nevada 1996-98
Powell, Carl, DL, Louisville 2002
Presley, Lee, C, Oklahoma 1945
Prestel, Jim, T, Idaho 1966-67
Prioleau, Pierson, S, Virginia Tech 2005-07
Promuto, Vince, G, Holy Cross 1960-70
Pryor Sr., Terrelle, WR, Ohio State 2017
Pucillo, Mike, OL, Auburn 2006-07
Pugh, Jordan, S, Texas A&M 2012-13

Q

Quick, Brian, WR, Appalachian St. 2017-18
Quinlan, Bill, DE, Michigan St. 1965
Quinn, Richard, TE, North Carolina 2011
Quinn, Trey, WR, Southern Methodist 2018-19
Quirk, Ed, B, Missouri 1948-51

R

Raab, Marc, C, USC 1993
Raba, Bob, TE, Maryland 1981
Rabach, Casey, OL, Wisconsin 2005-10
Rae, Mike, QB, USC 1981
Rambo, Bacarri, S, Georgia 2013-14
Ramsey, Knox, G, William & Mary 1952-53
Ramsey, Patrick, QB, Tulane 2002-05
Randle El, Antwaan, WR, Indiana 2006-09
Rasby, Walter, TE, Wake Forest 2001-02
Rashad, Sha'reff, S, Central Florida 2010
Raymer, Cory, C, Wisconsin 1995-01, 2004-05
Reaves, Jeremy, S, South Alabama 2018-20
Reaves, Willard, RB, Northern Arizona 1989
Rector, Ron, B, Northwestern 1966
Redd, Jr., Silas, RB, USC 2014-15
Reed, Alvin, TE, Prairie View A&M 1973-75
Reed, Andre, WR, Kutztown (PA) 2000
Reed, Bob, G, Tennessee St. 1965
Reed, Jordan, TE, Florida 2013-19
Reger, John, LB, Pittsburgh 1964-66
Renfro, Will, T, Memphis St. 1957-59
Reyes, Kendall, DE, Connecticut 2016
Reynolds, Mack, QB, LSU 1960
Rhaney, Demetrius, C, Tennessee St. 2017
Ribar, Frank, G, Duke 1943
Ricca, Jim, C, Georgetown 1951-54
Richard, Stanley, S, Texas 1995-98
Richardson, Grady, TE, Cal St. Fullerton 1979-80
Richardson, Huey, LB, Florida 1992
Richardson, Paul, WR, Colorado 2018-19
Richter, Pat, WR, Wisconsin 1963-70
Rinehart, Chad, OL, Northern Iowa 2008-09
Riggins, John, RB, Kansas 1976-79, 1981-85
Riggs, Gerald, RB, Arizona St. 1989-91
Riggs, Jim, TE, Clemson 1993
Riley, Jack, T, Northwestern 1933
Riley, Jr., Perry, LB, LSU 2010-15
Roberts, Andre, WR, The Citadel 2014-15
Roberts, Jack, B, Georgia 1932
Roberts, Walter, WR, San Jose St. 1969-70
Robertson, Pete, LB, Texas Tech 2017
Robinson, Aldrick, WR, SMU 2012-14
Robinson, Dave, LB, Penn St. 1973-74
Robinson, Keenan, LB, Texas 2012-15
Robinson, Lybrant, DE, Delaware St. 1989
Robinson, Tony, QB, Tennessee 1987
Robinson, Trenton, S, Michigan St. 2013-15
Robinson, William, T, San Diego St. 2009
Roby, Reggie, P, Iowa 1993-94
Rocca, Sav, P, Australia 2011-13
Rock, Walter, T, Maryland 1968-73
Rocker, Tracy, DT, Auburn 1989-90
Rodgers Cro., Dominque, CB, Tenn. St. 2019
Roehnelt, Bill, LB, Bradley 1960
Rogers, Carlos, CB, Auburn 2005-10
Rogers, George, RB, South Carolina 1985-87
Rogers, Justin, CB, Richmond 2014-15
Rosato, Sal, B, Villanova 1945-47
Rose, Carlton, LB, Michigan 1987
Rose, Nick, K, Texas 2017
Rosenfels, Sage, QB, Iowa St. 2001
Ross, Rashad, WR, Arizona St. 2015-16
Rosso, George, B, Ohio St. 1954
Roullier, Chase, C, Wyoming 2017-20
Roussel, Tom, LB, Southern Miss. 1968-70
Roussos, Mike, T, Pittsburgh 1948-49
Rowe, Ray, TE, San Diego St. 1992-93
Royal, Robert, TE, LSU 2003-05
Royster, Evan, RB, Penn St. 2011-13
Rubbert, Ed, QB, Louisville 1987
Rucker, Keith, DT, Ohio Wesleyan 1997
Runnels, Tom, RB, North Texas St. 1956-57
Rush, Tyrone, RB, North Alabama 1994
Russell, Anderson, S, Ohio St. 2010
Russell, Bo, T, Auburn 1939-40
Russell, Cliff, WR, Utah 2002-03
Russell, Darrell, DT, USC 2003
Russell, Twan, LB, Miami (Fla.) 1997-99
Rutgens, Joe, DT, Illinois 1961-69
Ruthstrom, Ralph, B, SMU 1947
Rutledge, Jeff, QB, Alabama 1990-92
Ryan, Frank, QB, Rice 1969-70
Ryczek, Dan, C, Virginia 1973-75
Rykovich, Jules, B, Illinois 1952-53
Rymkus, Lou, T, Notre Dame 1943
Rypien, Mark, QB, Washington St. 1987-93
Rzempoluch, Ted, DB, Virginia 1963

S

Saenz, Eddie, RB, USC 1946-51
Sagnella, Anthony, DT, Rutgers 1987
Salave'a, Joe, DL, Arizona 2004-06
Salem, Ed, B, Alabama 1951
Salter, Bryant, S, Pittsburgh 1974-75
Sample, Johnny, DB, Maryland St. 1963-65
Samuels, Chris, T, Alabama 2000-09
Sanchez, John, T, San Francisco 1947-49
Sanchez, Mark, QB, USC 2018
Sanders, Chris, TE, Texas A&M 1997
Sanders, Deion, CB, Florida St. 2000
Sanders, Lonnie, DB, Michigan St. 1963-67
Sanders, Ricky, WR, SW Texas St. 1986-93
Sandifer, Dan, DB, LSU 1948-49
Sanford, Haywood, E, Alabama 1940
Sanford, Jamarca, S, Ole Miss 2014
Sarboe, Phil, DB, Washington St. 1934
Sardisco, Tony, G, Tulane 1956
Sasa, Don, DT, Washington St. 1997
Saul, Ron, G, Michigan St. 1976-81
Savage, Sebastian, CB, NC State 1995
Sawyer, John, TE, Southern Miss. 1983
Scafide, John, T, Tulane 1933
Scanlan, Jerry, T, Hawaii 1980-81
Scarbath, Jack, QB, Maryland 1953-54
Scherff, Brandon, G, Iowa 2015-20
Schick, Doyle, LB, Kansas 1961
Schilling, Ralph, E, Oklahoma City 1946
Schlereth, Mark, G, Idaho 1989-94
Schmidt, Kermit E, Cal Poly-Pomona 1932
Schoenke, Ray, G, SMU 1966-75
Schrader, Jim, C, Notre Dame 1954, 1956-61
Schroeder, Jay, QB, UCLA 1984-87
Schweitzer, Wes, G, San Jose St. 2020
Scissum, Williard, G, Alabama 1987
Scott, Darrion, DL, Ohio St. 2010-11
Scott, Greg, DE, Hampton 2002
Scott, Jake, S, Georgia 1976-78
Scotti, Ben, DB, Maryland 1959-61
Scudero, Joe, B, San Francisco 1954-58
Scully, Mike, C, Illinois 1988
Seals, George, G, Missouri 1964
Seay, Virgil, WR, Troy St. 1981-84
Sebek, Nick, B, Indiana 1950
Sedoris, Chris, C, Purdue 1996
Seedborg, John, E, Arizona St. 1965
Sellers, Mike, FB, Walla Walla 1998-00, 2004-11
Seno, Frank, B, George Wash. 1943-44, 1949
Sensabaugh, Coty, CB, Clemson 2019
Serwanga, Kato, CB, California 2001
Settle, Tim, DT, Virginia Tech 2018-20
Settles, Tony, LB, Elon 1987
Severson, Jeff, DB, Long Beach St. 1972
Seymour, Bob, B, Oklahoma 1940-45
Shade, Sam, S, Alabama 1999-02
Sharp, Everett, T, California Tech 1944-45
Sharpe, David, T, Florida 2020
Shedd, Kenny, WR, Northern Iowa 2000
Shepard, Derrick, WR, Oklahoma 1987-88
Shepherd, Bill, FB, Western Maryland 1935
Shepherd, Leslie, WR, Temple 1994-98
Shiner, Dick, QB, Maryland 1964-66
Shoener, Herb, E, Iowa 1948-49
Shorter, Jim, DB, Detroit 1964-67
Shugart, Clyde, G, Iowa St. 1939-44
Shula, Don, DB, John Carroll 1957
Shuler, Heath, QB, Tennessee 1994-96
Siano, Tony, C, Fordham 1932
Siegert, Herb, G, Illinois 1949-51
Siemering, Larry, C, San Francisco 1935-36
Simmons, Ed, T, Eastern Washington 1987-97
Simmons, Roy, G, Georgia Tech 1983
Simon, John, RB, Louisiana Tech 2003
Simpson, Chad, RB, Morgan St. 2010
Sims, Cam, WR, Alabama 2018-20
Sims, Keith, G, Iowa St. 1997-2000
Sims Jr., Steven, WR, Kansas 2019-20
Sinclair, Matt, LB, Illinois 2007
Sinko, Steve, T, Duquesne 1934-36
Sistrunk, Manny, DT, Arkansas AM&N 1970-75
Skaggs, Justin, WR, Evangel 2002
Slivinski, Steve, G, Washington 1939-43
Smallwood, Wendell, RB, West Virginia 2019
Smith, Alex, QB, Utah 2018-20
Smith, Alex, TE, Stanford 2015
Smith, Ben, E, Alabama 1937
Smith, Bruce, DE, Virginia Tech 2000-03
Smith, Cedric, FB, Florida 1994-95
Smith, Clifton, LB, Syracuse 2003
Smith, Derek M., LB, Arizona St. 1997-2000
Smith, Dick, DB, Northwestern 1967-68
Smith, Ed, FB, NYU 1936
Smith, George, C, California 1937, 1941-43
Smith, Hunter, P, Notre Dame 2009-10
Smith, Hugh, E, Kansas 1962

ALL-TIME ROSTER

Smith, Jack, E, Stanford....1943
Smith, Jerry, TE, Arizona St....1965-77
Smith, Jim, DB, Oregon....1968
Smith, Jimmy, RB, Elon....1984
Smith, John, WR, North Texas St....1978
Smith, Larry, RB, Florida....1974
Smith, Marcus, LB, Louisville....2018
Smith, Maurice, CB, Georgia....2019
Smith, Paul, DE, New Mexico....1979-80
Smith, Ricky, CB, Alabama St....1984
Smith, Riley, QB, Alabama....1936-38
Smith, Preston, LB, Mississippi St....2015-18
Smith, Timmy, RB, Texas Tech....1987-88
Smith, Vernice, G, Florida A&M....1993-95
Smith, Willie, T, East Carolina....2011
Smith-Williams, James, DE, NC State....2020
Smithson, Fish, S, Kansas....2017
Smoot, Fred, CB, Miss. St....2001-04, 2007-08
Snead, Norm, QB, Wake Forest....1961-63
Sneddon, Bob, B, St. Mary's (CA)....1944
Snidow, Ron, DE, Oregon....1963-67
Snipes, Angelo, LB, West Georgia....1986
Snow, Justin, LS, Baylor....2012
Snowden, Jim, T, Notre Dame....1965-71
Soboleski, Joe, G, Michigan....1949
Sommer, Mike, B, Geo. Wash....1958-59, 1961
Sommers, Jack, C, UCLA....1947
Spaight, Martrell, LB, Arkansas....2015-17
Spaniel, Frank, B, Notre Dame....1950
Sparks, Dave, G, South Carolina....1954
Spirida, John, E, St. Anselm's....1939
Springs, Shawn, CB, Ohio St....2004-08
Sprinkle, Jeremy, TE, Arkansas....2017-20
Stacco, Ed, T, Colgate....1948
Stai, Brenden, G, Nebraska....2002
Stallings, Don, E, North Carolina....1960
Stallworth, Donté, WR, Tennessee....2011
Stanfel, Dick, G, San Francisco....1956-58
Stanley, Walter, WR, Mesa (CO)....1990
Starke, George, T, Columbia....1973-84
Stasica, Leo, B, Colorado....1943
Staton, Jim, T, Wake Forest....1951
Steber, John, G, Georgia Tech....1946-50
Steffen, Jim, DB, UCLA....1961-65
Steinmetz, David, T, Purdue....2020
Stenn, Paul, T, Villanova....1946
Stensrud, Mike, DT, Iowa St....1989
Stephens, Lenoard, TE, Howard....2002
Stephens, Louis, G, San Francisco....1955-60
Stephens, Rod, LB, Georgia Tech....1995-96
Steponovich, Mike, G, St. Mary's....1933
Stevens, Matt, S, Appalachian St....1998-2000
Stief, Dave, WR, Portland St....1983
Stits, Bill, DB, UCLA....1959
Stock, Mark, WR, VMI....1993
Stokes, Fred, DE, Georgia Southern....1989-92
Stokes, Tim, T, Oregon....1975-77
Stone, Ken, S, Vanderbilt....1973-75
Stout, Pete, B, TCU....1949-50
Stoutmire, Omar, S, Fresno St....2005, 2007
Stovall, Dick, C, Abilene Christian....1949
Stowe, Tyronne, LB, Rutgers....1994
Stralka, Clem, G, Georgetown..1938-42, 1945-46
Strickland, Fred, LB, Purdue....1999
Stroman, Greg, CB, Virginia Tech....2018-20
Stuart, Jim, T, Oregon....1938
Stubblefield, Dana, DT, Kansas....1998-00
Sturt, Fred, G, Bowling Green....1974
Stynchula, Andy, DT, Penn St....1960-63
Suisham, Shaun, K, Bowling Green....2006-09
Sulfsted, Alex, G, Miami (OH)....2002
Sullivan, John, C, Notre Dame....2016
Suminski, Dave, G, Wisconsin....1953
Sundberg, Nick, LS, California....2010-20
Sutton, Ed, B, North Carolina....1957-59
Sutton, Eric, CB, San Diego St....1996
Swearinger, D.J., S, South Carolina....2017-18
Sweat, Montez, DE, Mississippi St....2019-20
Sweeney, Walt, G, Syracuse....1974-75
Sykes, Bob, B, San Jose St....1952
Symonette, Josh, S, Tennessee Tech....2000
Szafaryn, Len, T, North Carolina....1949
Szott, Dave, OL, Penn St....2001

T

Talbert, Diron, DT, Texas....1971-80
Tamm, Ralph, T, West Chester....1991
Tanner, Barron, DT, Oklahoma....1999
Tapp, Darryl, LB, Virginia Tech....2013
Taylor, Charley, WR, Arizona St....1964-77
Taylor, Hugh, E, Oklahoma City....1947-54
Taylor, Jason, LB, DE, Akron....2008
Taylor, Keith, S, Illinois....1994-96
Taylor, Mike, T, USC....1971
Taylor, Roosevelt, DB, Grambling St....1972
Taylor, Sean, S, Miami (Fla.)....2004-07
Temple, Mark, B, Oregon....1936
Tereshinski, Joe, E, Georgia....1947-54
Terrell, Daryl, OL, Southern Miss....2003
Terrell, David, CB, Texas - El Paso....2000-03
Theismann, Joe, QB, Notre Dame....1974-85
Theofiledes, Harry, QB, Waynesburg....1968
Thibodeaux, Keith, CB, NW Louisiana....1997
Thielemann, R.C., G, Arkansas....1985-88
Thomas, Chris, WR, Cal Poly....1997-99
Thomas, Devin, WR, Michigan St....2008-10
Thomas, Duane, RB, West Texas St....1973-74
Thomas, George, B, Oklahoma....1950-51
Thomas, Johnny, CB, Baylor....1988-90, 92-94
Thomas, Logan, TE, Virginia Tech....2020
Thomas, Mike, RB, UNLV....1975-78
Thomas, Phillip, S, Fresno St....2014
Thomas, Pierre, RB, Illinois....2015
Thomas, Ralph, E, San Francisco....1955-56
Thomas, Randy, OL, Mississippi St....2003-09
Thomas, Simeon, CB, Lousiana Lafayette....2019
Thomas, Spencer, S, Washburn....1975
Thompson, Brandyn, CB, Boise St....2011
Thompson, Chris, RB, Florida St....2013-19
Thompson, Derrius, WR, Baylor....1999-02
Thompson, Ricky, WR, Baylor....1978-81
Thompson, Steve, DT, Minnesota....1987
Thrash, James, WR, Mo. So....1997-2000, 04-08
Thure, Brian, T, California....1995
Thurlow, Steve, RB, Stanford....1966-68
Tice, Mike, TE, Maryland....1989
Tillman, Rusty, LB, Northern Arizona....1970-77
Tilton, Ron, G, Tulane....1986
Titchenal, Bob, C, San Jose St....1940-42
Todd, Dick, RB, Texas A&M....1939-42, 1945-48
Toibin, Brendan, K, Richmond....1987
Toler, Greg, CB, Saint Paul's....2016
Toneff, Bob, DT, Notre Dame....1959-64
Toohill, Casey, DE, Stanford....2020
Torain, Ryan, RB, Arizona St....2010-11
Torgeson, LaVern, LB, Washington St....1955-57
Torrence, Leigh, CB, Stanford....2006-07
Tosi, Flavio, E, Boston College....1934-36
Towns, Morris, T, Missouri....1984
Tracy, Tom, B, Tennessee....1963-64
Trail, Lynden, LB, Norfolk St....2016
Trotter, Jeremiah, LB, Stephen F. Austin....2002-03
Truitt, Dave, TE, North Carolina....1987
Truitt, Olanda, WR, Mississippi St....1994-95
Tucker, Ross, OL, Princeton....2001, 2007
Tryon, Justin, CB, Arizona St....2008
Tuckey, Dick, FB, Manhattan....1938
Tupa, Tom, P, Ohio St. (IR 2005)....2004-05
Turk, Dan, C, Wisconsin....1997-99
Turk, Matt, P, Wisconsin-Whitewater....1995-99
Turley, Doug, E, Scranton....1944-48
Turner, J.T., G, Duke....1984
Turner, Jay, B, George Washington....1938-39
Turner, Kevin, LB, Pacific....1981
Turner, Scott, CB, Illinois....1995-97
Tuthill, James, K, Cal. Poly....2002
Tyrer, Jim, T, Ohio St....1974

U

Ucovich, Mitchell, T, San Jose St....1944
Uhlenhake, Jeff, C, Ohio St....1996-97
Ulinski, Harry, C, Kentucky....1950-51, 1953-56
Ungerer, Joe, T, Fordham....1944-45
Upshaw, Regan, DE, California....2003

V

Vactor, Ted, DB, Nebraska....1969-73
Vanderbeek, Matt, LB, Michigan St....1995-96
Varty, Mike, LB, Northwestern....1974
Vaughn, Clarence, S, Northern Illinois....1987-91
Venuto, Sam, B, Guilford....1952
Verdin, Clarence, WR, SW Louisiana....1986-87
Vereb, Ed, RB, Maryland....1960
Vickers, Kipp, T, Miami (Fla.)....1999, 2002
Vigil, Zach, LB, Utah State....2016-18
Vincent, Troy, DB, Wisconsin....2006
Vital, Lionel, RB, Nicholls St....1987
Voytek, Ed, G, Purdue....1957-58

W

Waddy, Ray, CB, Texas A&I....1979-80
Wade, Bob, DB, Morgan St....1969
Wade, Todd, OL, Mississippi....2006-07
Ward, David (Nubbin), E, Haskell Indian....1933
Ware, Kevin, TE, Washington....2003
Waechter, Henry, DT, Nebraska....1987
Wahler, Jim, DT, UCLA....1992-93
Walker, Brian, S, Washington St....1996-97
Walker, Marquis, CB, SE Missouri St....1996
Walker, Rick, TE, UCLA....1980-85
Walters, Tom, DB, Southern Miss....1964-67
Walton, Alvin, S, Kansas....1986-91
Walton, Frank, G, Pittsburgh....1934, 44-45
Walton, Joe, E, Pittsburgh....1957-60
Ward, Bill, G, Washington St....1946-47
Warner, Ron, DE, Kansas....2003-04
Warren, Don, TE, San Diego St....1979-92
Warren, Michael, RB, Cincinnati....2020
Washington, Anthony, CB, Fresno St....1983-84
Washington, Fred, T, North Texas St....1968
Washington, James, S, UCLA....1995
Washington, Joe, RB, Oklahoma....1981-84
Washington, Marcus, LB, Auburn....2004-08
Washington, Mickey, CB, Texas A&M....1992
Waters, Dale (Muddy), T, Florida....1932-33
Watson, Jim, C, Pacific....1945
Watson, Kenny, RB, Penn St....2002
Watson, Sid, B, Northwestern....1958
Watts, George, T, Appalachian St....1942
Way, Tress, P, Oklahoma....2014-20
Weah, Jester, WR, Pittsburgh....2019
Weatherall, Jim, T, Oklahoma....1958
Weaver, Charlie, LB, USC....1981
Webster, Kayvon, CB, South Florida....2019
Weil, Jack, P, Wyoming....1987
Weisenbaugh, Heinie, B, Pittsburgh....1935-36
Welch, Herb, DB, UCLA....1989
Weldon, Casey, QB, Florida St....1999

ALL-TIME ROSTER

Weldon, Larry, QB, Presbyterian 1944-45
Weller, Rabbit (Bub), B, Haskell Indian 1933
Wells, Billy, B, Michigan St. 1954, 1956-57
Westbrook, Byron, CB, Salisbury 2009-11
Westbrook, Michael, WR, Colorado 1995-2001
Westfall, Ed, B, Ohio Wesleyan 1932-33
Whisenhunt, Ken, TE, Georgia Tech 1990
White, Jeris, CB, Hawaii 1980-82
White, Markus, LB, Florida St. 2011-12
Whited, Marvin, G, Oklahoma 1942, 45
Whitfield, A.D., RB, North Texas St. 1966-68
Whitner Sr., Donte, S, Ohio St. 2016
Whitley, Taylor, OL, Texas A&M 2006
Whitlow, Bob, C, Arizona 1960-61
Wiggin, Paul, T, Oregon 1998
Wilbur, John, G, Stanford 1971-74
Wilburn, Barry, CB, Mississippi 1985-89
Wilde, George, B, Texas A&M 1947
Wilder, James, RB, Missouri 1990
Wilkerson, Basil, E, Oklahoma City 1932
Wilkin, Willie, T, St. Mary's (CA) 1938-43
Wilkins, Roy, LB, Georgia 1960-61
Wilkinson, Dan, DT, Ohio St. 1998-2002
Williams, Cary, CB, Washburn 2015
Williams, Clarence, RB, South Carolina 1982
Williams, Doug, QB, Grambling 1986-89
Williams, Eddie, FB, Idaho 2009
Williams, Edwin, C/G, Maryland 2009
Williams, Eric, DT, Washington St. 1990-93
Williams, Fred, T, Arkansas 1964-65
Williams, Gerard, DB, Langston 1976-78
Williams, Greg, FS, Mississippi St. 1982-85
Williams, Jamel, S, Nebraska 1997-99
Williams, Jeff, T, Rhode Island 1978-80
Williams, John, B, USC 1952-53
Williams, Keiland, RB, LSU 2010, 12
Williams, Kevin, CB, Iowa St. 1985, 1988
Williams, Madieu, S, Maryland 2012
Williams, Marvin, TE, Fullerton St. 1987
Williams, Michael, TE, Alabama A&M 1982-84
Williams, Mike, G, Texas 2009
Williams, Nick, WR, Connecticut 2013
Williams, Robert, CB, Baylor 1993
Williams, Roydell, WR, Tulane 2010
Williams, Sid, LB, Southern 1967
Williams, Trent, T, Oklahoma 2010-19
Williams, Trevardo, LB, Connecticut 2014
Williamson, Ernie, T, North Carolina 1947
Willis, Keith, DT, Northeastern 1993
Willis, Larry, S, Texas-El Paso 1973
Wilson, Bobby, DT, Michigan St. 1991-94
Wilson, Caleb, TE, UCLA 2019
Wilson, Chris, DE, Northwood 2007-10, 12
Wilson, Eric, LB, Maryland 1987
Wilson, Josh, CB, Maryland 2011-13
Wilson, Mark, OL, California 2004
Wilson, Shaun, RB, Duke 2019
Wilson, Ted, WR, Central Florida 1987
Wilson, Wayne, RB, Shepard 1987
Winans, Tydus, WR, Fresno St. 1994-95
Winey, Brandon, OT, LSU 2003
Windham, David, LB, Jackson St. 1987
Wingate, Heath, C, Bowling Green 1967
Winslow, Doug, WR, Drake 1976-77
Witucki, Casimir, G, Indiana 1950-51, 1953-56
Wonsley, Otis, RB, Alcorn St. 1981-85
Woodard, Dick, C, Iowa 1952
Woodberry, Dennis, CB, S. Arkansas 1987-88
Woodruff, Lee, FB, Mississippi 1932
Woodrum, Josh, QB, Liberty 2019
Woods, Tony, DE, Pittsburgh 1994-96
Wooten, John, G, Colorado 1968
Wooten, Mike, C, VMI 1987
Worthington, Doug, DE, Ohio St. 2012
Wright, Isaiah, WR, Temple 2020
Wright, Kenny, CB, Northwestern St. 2006
Wright, Steve, T, Alabama 1970
Wright, Toby, CB, Nebraska 1999
Wright, Ted, B, North Texas St. 1934-35
Wuerffel, Danny, QB, Florida 2002
Wulff, Jim, B, Michigan St. 1960-61
Wyant, Fred, QB, West Virginia 1956
Wyche, Sam, QB, Furman 1971-73
Wycheck, Frank, TE-FB, Maryland 1993-94
Wycoff, Doug, FB, Georgia Tech 1934
Wynn, Renaldo, DL, Notre Dame 2002-06, 09
Wynne, William, DE, Tennessee St. 1977
Wysocki, Pete, LB, West. Michigan 1975-80

Y

Yarber, Eric, WR, Idaho 1986-87
Yeboah-Kodie, Phil, LB, Penn St. 1995
Yoder, Todd, TE, Vanderbilt 2006-09
Yonakor, John, E, Notre Dame 1952
Youel, Jim, B, Iowa 1946-48
Young, Bill, T, Alabama 1937-42, 1946
Young, Chase, DE, Ohio State 2020
Young, Darrel, FB, Villanova 2010-15
Young, Roy, T, Texas A&M 1938
Young, Wilbur, DE, William Penn 1981
Youngblood, Jim, LB, Tenn. Tech 1984
Yowarsky, Walt, E, Kentucky 1951, 54

Z

Zagers, Bert, B, Michigan St. 1955, 1957-58
Zelenka, Joe, LS, Wake Forest 2000
Zellner, Peppi, DE, Fort Valley St. 2003
Zendejas, Max, K, Arizona 1986
Zeno, Joe, G, Holy Cross 1942-44
Zorich, Chris, DT, Notre Dame 1997
Zimmerman, Roy, B, San Jose St. 1940-42

ALL-TIME WINS AND LOSSES

Overall

	W	L	T	G	Pct.*
Lud Wray	4	4	2	10	0.500
Lone Star Dietz	11	11	2	24	0.500
Eddie Casey	2	8	1	11	0.200
Ray Flaherty	56	23	3	82	0.709
Arthur Bergman	7	4	1	12	0.636
Dudley DeGroot	14	6	1	21	0.700
A.G. “Turk” Edwards	16	18	1	35	0.471
John Whelchel	3	3	1	7	0.500
Herman Ball	4	16	0	20	0.200
Dick Todd	5	4	0	9	0.556
Earl “Curly” Lambeau	10	13	1	24	0.435
Joe Kuharich	26	32	2	60	0.448
Mike Nixon	4	18	2	24	0.182
Bill McPeak	21	46	3	70	0.313
Otto Graham	17	22	3	42	0.436
Vince Lombardi	7	5	2	14	0.583
Bill Austin	6	8	0	14	0.429
George Allen	69	35	1	105	0.663
Jack Pardee	24	24	0	48	0.500
Joe Gibbs	171	101	0	272	0.629
Richie Petitbon	4	12	0	16	0.250
Norv Turner	50	60	1	111	0.455
Terry Robiskie	1	2	0	3	0.333
Marty Schottenheimer	8	8	0	16	0.500
Steve Spurrier	12	20	0	32	0.375
Jim Zorn	12	20	0	32	0.375
Mike Shanahan	24	41	0	65	0.369
Jay Gruden	35	50	1	86	0.413
Bill Callahan	3	8	0	11	0.273
Ron Rivera	7	10	0	17	0.411

**NOTE: Ties were not factored into winning percentage prior to 1972*

Regular Season

	W	L	T	G	Pct.*
Lud Wray	4	4	2	10	0.500
Lone Star Dietz	11	11	2	24	0.500
Eddie Casey	2	8	1	11	0.200
Ray Flaherty	54	21	3	78	0.720
Arthur "Dutch" Bergman	6	3	1	10	0.667
Dudley DeGroot	14	5	1	20	0.737
A.G. "Turk" Edwards	16	18	1	35	0.471
John Whelchel	3	3	1	7	0.500
Herman Ball	4	16	0	20	0.200
Dick Todd	5	4	0	9	0.556
Earl "Curly" Lambeau	10	13	1	24	0.435
Joe Kuharich	26	32	2	60	0.448
Mike Nixon	4	18	2	24	0.182
Bill McPeak	21	46	3	70	0.313
Otto Graham	17	22	3	42	0.436
Vince Lombardi	7	5	2	14	0.583
Bill Austin	6	8	0	14	0.429
George Allen	67	30	1	98	0.691
Jack Pardee	24	24	0	48	0.500
Joe Gibbs	154	94	0	248	0.621
Richie Petitbon	4	12	0	16	0.250
Norv Turner	49	59	1	109	0.454
Terry Robiskie	1	2	0	3	0.333
Marty Schottenheimer	8	8	0	16	0.500
Steve Spurrier	12	20	0	32	0.375
Jim Zorn	12	20	0	32	0.375
Mike Shanahan	24	40	0	64	0.375
Jay Gruden	35	44	1	80	0.444
Ron Rivera	7	9	0	16	0.437

Postseason

	W	L	G	Pct.
Ray Flaherty	2	2	4	0.500
Arthur "Dutch" Bergman	1	1	2	0.500
Dudley DeGroot	0	1	1	0.000
George Allen	2	5	7	0.286
Joe Gibbs	17	7	24	0.708
Norv Turner	1	1	2	0.500
Mike Shanahan	0	1	1	0.000
Jay Gruden	0	1	1	0.000
Ron Rivera	0	1	1	0.000

DRAFT HISTORY

Stylized players appear on the all-time roster.

1936				
1	2	B	**Riley Smith**	**Alabama**
2	11	E	Keith Topping	Stanford
3	**20**	**B**	**Ed Smith**	**NYU**
4	29	G	Paul Tangora	Northwestern
5	38	T	Wilson Groseclose	TCU
6	47	T	Larry Lutz	California
7	**56**	**B**	**Don Irwin**	**Colgate**
8	**65**	**E**	**Wayne Millner**	**Notre Dame**
9	74	G	Marcel Saunders	Loyola (CA)

1937				
1	**6**	**B**	**Sam Baugh**	**TCU**
2	16	B	Nello Falaschi	Santa Clara
3	26	B	Maurice Eldar	Kansas State
4	**36**	**G**	**Dick Bassi**	**Santa Clara**
5	**46**	**T**	**Chuck Bond**	**Washington**
6	56	B	Jimmie Cain	Washington
7	66	G	Rotta Holland	Kansas State
8	76	E	Joel Eaves	Auburn
9	86	T	Bill Docherty	Temple
10	96	E	Dom Mac Cara	NC State

1938				
1	**9**	**B**	**Andy Farkas**	**Detroit**
3	24	B	Sam Chapman	California
5	39	C	Dave Price	Mississippi
6	49	E	Elmer Dohrmann	Nebraska
7	**59**	**T**	**Roy Young**	**Texas A&M**
8	**69**	**B**	**Bill Hartman**	**Georgia**
9	**79**	**C**	**Ed Parks**	**Oklahoma**
10	89	B	Jack Abbitt	Elon

1939				
1	8	T	I.B. Hale	TCU
3	23	B	Charley Holm	Alabama
5	**38**	**B**	**Dick Todd**	**Texas A&M**
6	48	B	Dave Anderson	California
7	58	C	Quinton Lumpkin	Georgia
8	**68**	**T**	**Bo Russell**	**Auburn**
9	**78**	**B**	**Wilbur Moore**	**Minnesota**
10	**88**	**B**	**Jimmy Johnson**	**Washington**
11	**98**	**B**	**Jim German**	**Centre**
12	108	B	Bob O'Mara	Duke
13	**118**	**G**	**Steve Silvinski**	**Washington**
14	**128**	**B**	**Bob Hoffman**	**USC**
15	138	B	Eric Tipton	Duke
16	**148**	**T**	**Dick Farman**	**Washington St.**
17	**158**	**T**	**Clyde Shugart**	**Iowa State**
18	**168**	**B**	**Boyd Morgan**	**USC**
19	178	T	Phil Smith	St. Benedict's
20	188	T	Paul Coop	Centre
21	193	G	Matt Kuber	Villanova
22	198	B	Al Cruver	Washington

1940				
1	8	B	Ed Boell	NYU
3	23	B	Buddy Banker	Tulane
5	38	T	Bill Kirchem	Tulane
6	48	T	Joe Boyd	Texas A&M
7	**58**	**B**	**Roy Zimmerman**	**San Jose St.**
8	68	E	Bud Orf	Missouri
9	**78**	**B**	**Bob Hoffman**	**USC**
10	**88**	**B**	**Bob Seymour**	**Oklahoma**
11	98	T	Howard Stoecker	USC
13	118	B	Sam Bartholomew	Tennessee
14	128	B	Ernie Lain	Rice
15	**138**	**E**	**Sandy Sanford**	**Alabama**
16	148	E	Bolo Perdue	Duke
17	**158**	**C**	**Steve Andrako**	**Ohio State**
18	168	B	Jay Graybeal	Oregon
19	178	B	Charley Slagle	UNC
20	188	B	Buck Murphy	Georgia Tech
21	193	T	Mel Wetzel	Missouri
22	198	B	Steve Sitko	Notre Dame

1941				
1	10	B	Forest Evashevski	Michigan
3	**25**	**T**	**Fred Davis**	**Alabama**
5	**40**	**T**	**Jim Stuart**	**Oregon**
6	50	E	Ed Cifers	Tennessee
7	**60**	**E**	**Al Krueger**	**USC**
8	70	B	Henry Wilder	Iowa State
9	80	E	Bill Grimmett	Tulsa
10	90	G	Ed Hickerson	Alabama
11	**100**	**E**	**Joe Aguirre**	**St. Mary's (CA)**
12	**110**	**B**	**Jack Banta**	**USC**
13	120	T	Roy Conn	Arizona
14	130	B	Deward Tornell	San Jose St.
15	140	C	Morris Buckingham	San Jose St.
16	**150**	**B**	**Ken Dow**	**Oregon State**
17	**160**	**E**	**Stan McRae**	**Michigan State**
18	170	B	Joe Osmanski	Holy Cross
19	180	T	Earl Fullilove	Georgetown
20	190	E	Ed Hiestand	Vanderbilt
21	195	T	Tom Riggs	Illinois
22	**200**	**B**	**Lee Gentry**	**Tulsa**

1942				
1	6	B	Spec Sanders	Texas
3	**21**	**B**	**Rufus Deal**	**Auburn**
5	**36**	**G**	**Joe Zeno**	**Holy Cross**
6	46	T	Harley McCollum	Tulane
7	56	E	Bob Fitch	Minnesota
8	66	B	George Peters	Oregon State
9	76	B	Frank Swiger	Duke
10	**86**	**B**	**Johnny Goodyear**	**Marquette**
11	**96**	**C**	**Al DeMao**	**Duquesne**
12	106	B	Phil Ahwesh	Duquesne
13	**116**	**E**	**John Kovatch**	**Notre Dame**
14	**126**	**B**	**Bill deCorrevont**	**Northwestern**
15	**136**	**B**	**Marvin Whited**	**Oklahoma**
16	146	B	Dee Chipman	BYU
17	**156**	**T**	**George Watts**	**Appalachian St.**
18	166	B	Gene Stewart	Willamette
19	176	B	Charlie Timmons	Clemson
20	186	T	Tiny Croft	Ripon
21	**191**	**B**	**Steve Juzwik**	**Notre Dame**
22	**196**	**B**	**Al Couppee**	**Iowa**

DRAFT HISTORY

1943				
1	10	B	Jack Jenkins	Vanderbilt
3	25	B	Bill Dutton	Pittsburgh
5	40	E	Bob Dove	Notre Dame
6	50	C	Wally Ziemba	Notre Dame
7	60	T	Lou Rymkus	Notre Dame
8	70	G	Tony Leon	Alabama
9	80	E	Bob Motl	Northwestern
10	90	B	Walt McDonald	Tulane
11	100	T	George Perpich	Georgetown
12	110	C	Dan Wood	Mississippi
13	120	G	Harry Wright	Notre Dame
14	130	G	Oscar Britt	Mississippi
15	140	G	Dick Weber	Syracuse
16	150	B	Joe Day	Oregon State
17	160	B	Frank Dornfield	Georgetown
18	170	T	John Baklarz	Arizona State
19	180	E	Leo Mogus	Youngstown St.
20	190	B	Dick Secrest	Rochester
21	200	C	Don Nolander	Minnesota
22	210	B	Johnny Barrett	Georgetown
23	220	T	Tom Vohs	Colgate
24	230	B	Charlie Yancey	Mississippi St.
25	240	T	Roman Bentz	Tulane
26	250	E	Swifty Berthold	Syracuse
27	260	B	Vince Pacewic	Loyola (CA)
28	270	T	Joe Riccardi	Ohio University
29	280	G	Johnny Jaffurs	Penn State
30	290	B	Frank Akins	Washington St.
31	295	B	Bill Corry	Florida
32	300	G	Bo Bogovich	Delaware

1944				
1	8	B	Mike Micka	Colgate
3	23	T	Earl Audet	USC
5	39	B	Ed Doherty	Boston College
6	50	B	Jackie Fellows	Fresno State
7	61	G	Hal Fischer	Texas
8	72	T	Cliff White	Murray State
9	83	B	Ted Ogdahl	Willamette
10	94	B	Bob Sneddon	St. Mary's (CA)
11	105	T	Bill Aldworth	Minnesota
12	116	B	Bill Joslyn	Stanford
13	127	C	Charley Walker	Kentucky
14	138	C	Boyd Clement	Oregon State
15	149	B	Jim Gaffney	Tennessee
16	160	T	Ted Ossowski	Oregon State
17	171	B	Tom Davis	Duke
18	182	E	John Batorski	Colgate
19	193	C	Clyde Ehrhardt	Georgia
20	204	E	Dave Brown	UCLA
21	215	T	Bill Ivy	Northwestern
22	226	B	Bruce Babcock	Rochester
23	237	B	Bill Reinhard	California
24	248	G	Ed Bauer	South Carolina
25	259	B	Smokey Martin	Cornell
26	270	B	Lee Gustafson	Oregon State
27	281	T	Nick Pappas	Utah
28	292	E	Lindsey Bowen	Rice
29	303	T	Bill Gustafson	Washington St.
30	314	C	Bill Yablonski	Holy Cross
31	320	C	Buster Hollingbery	Washington St.
32	326	B	Willard Sheller	Stanford

1945				
1	8	QB	Jim Hardy	USC
3	23	T	Tree Adams	Notre Dame
5	38	C	George Bujan	Oregon
6	51	E	Johnny North	Vanderbilt
7	61	G	John Steber	Georgia Tech
8	71	E	Art Porter	Tulane
9	84	B	Curt Kuykendall	Auburn
10	94	E	Frank Brogger	Michigan State
11	104	B	Mack Creger	Northwestern
12	117	E	Paul McKee	Syracuse
13	127	QB	Charlie Conerly	Mississippi
14	137	E	John Putnik	Utah State
15	150	B	Eddie Saenz	USC
16	160	T	Dom Fusci	South Carolina
17	170	B	Bobby Jenkins	Alabama
18	183	T	Ed Stacco	Colgate
19	193	C	Jim Bradshaw	Auburn
20	203	B	Bill Shipkey	Stanford
21	216	T	Sid Halliday	SMU
22	226	T	Chick Davidson	Cornell
23	236	E	Gabby Martin	SMU
24	249	C	Jim McCurdy	Stanford
25	259	E	Cy Souders	Ohio State
26	269	B	Ben Wall	Western Michigan
27	282	E	George Hillery	UTEP
28	292	B	Milford Dreblow	USC
29	302	T	Frank Irwin	Duke
30	315	E	Leon Diner	Denver
31	320	C	Bob Cummings	Vanderbilt
32	325	T	Don Nolander	Minnesota

1946				
1	9	B	Cal Rossi	UCLA
3	24	B	Stan Koslowski	Holy Cross
5	39	B	Gay Adelt	Utah
6	49	B	Walt Trojanowski	Connecticut
7	59	T	Bob Hendren	USC
8	69	B	George Callanan	USC
9	79	E	Bob Skoglund	Notre Dame
10	89	B	Jake Leicht	Oregon
11	99	B	Chick Maggioli	Illinois
12	109	T	Monte Moncrief	Texas A&M
13	119	E	Joe Tereshinski	Georgia
14	129	E	Stan Sprague	Illinois
15	139	E	Harry Adelman	USC
16	149	B	Bob Butchofsky	Texas A&M
17	159	T	Mike Prashaw	Michigan
18	169	B	Ed Robnett	Texas Tech
19	179	B	LeMar Dykstra	Colorado
20	189	B	Bob Ward	San Jose St.
21	199	T	John Pehar	USC
22	209	B	Roger Robinson	Syracuse
23	219	C	Charley Cadenhead	Mississippi St.
24	229	G	Bob Rodas	Santa Clara
25	239	E	Charlie Webb	LSU
26	249	B	Marion Flanagan	Texas A&M
27	259	T	Roland Phillips	Georgia Tech
28	269	B	Jim Hallmark	Texas A&M
29	279	T	Fay Mills	Alabama
30	289	B	William Ritter	Georgia Tech
31	294	B	Sarkis Takesian	California
32	299	E	Mike Campbell	Mississippi

1947				
1	4	B	Cal Rossi	UCLA
3	17	B	Red Knight	LSU
5	28	E	Hank Foldberg	Army
6	39	G	Mike Garzoni	USC
7	48	C	Bill Gray	Oregon State
8	59	T	Hank Harris	Texas
9	68	E	Roy Karrasch	UCLA
10	79	T	Ernie Williamson	North Carolina
11	88	B	L.G. Carmody	C. Washington
12	99	E	U.S. Savage	Richmond

DRAFT HISTORY

13	108	E	Bob Steckroth	William & Mary
14	119	T	Weldon Edwards	TCU
15	128	C	Earl Wheeler	Arkansas
16	139	B	Billy Gold	Tennessee
17	148	T	Jack Hart	Detroit
18	159	B	Tom Nichols	Richmond
19	168	B	Harry Dowda	Wake Forest
20	179	E	Charlie Webb	LSU
21	188	T	Elmo Bond	Washington St.
22	199	B	Jim Hefti	St. Lawrence
23	208	E	Tom Dudley	Virginia
24	219	B	Jim Smith	Iowa
25	228	T	Hal Mullins	Duke
26	239	E	Francis Bacoka	Washington St.
28	259	C	Milt Dropo	Connecticut
29	268	B	Lynn Brownson	Stanford
30	279	B	Joe Colone	Penn State
31	286	E	Herb Shoener	Iowa
32	295	T	Bob Pievo	Purdue

1948				
1	1	B	Harry Gilmer	Alabama
1	4	B	Lowell Tew	Alabama
3	16	C	Tommy Thompson	William & Mary
5	28	B	Dan Sandifer	LSU
6	38	B	Jack Weisenberger	Michigan
7	48	B	Jack Kurkowski	Detroit
8	58	T	Jerry Cady	Gustavus Adolphus
9	68	B	Bob Anderson	Stanford
10	78	T	Mike Katrishen	S. Miss
11	88	T	Ed Marshall	Pennsylvania
12	98	G	Ted Andrus	SW La.
13	108	B	Carl Russ	Rice
14	118	B	Chick Jagade	Indiana
15	128	B	Eddie Quirk	Missouri
16	138	B	Art Pollard	Arizona
17	148	E	Chuck Newman	La. Tech
17	151	E	Dale Schwartzkopf	Texas Tech
18	158	C	Ray Pearcy	Oklahoma
19	168	T	Gene Vellela	Scranton
20	178	B	Cloyce Box	W. Texas St.
21	188	B	Bryan Bell	Wash. & Lee
22	198	C	Joel Williams	Texas
23	208	E	Lou Hoitsma	William & Mary
24	218	G	Floyd Lawhorn	Texas Tech
25	228	B	Dick West	Princeton
26	238	E	Roland Oakes	Missouri
27	248	T	Ed Watkins	Idaho
28	258	C	Don Corbitt	Arizona
29	268	B	Buddy Bowen	Mississippi
30	278	E	Vic Paulson	UC Santa Barbara
31	286	B	Barney Welch	Texas A&M

1949				
1	8	B	Rob Goode	Texas A&M
2	18	T	Laurie Niemi	Washington St.
3	28	T	Len Szafaryn	UNC
4	38	B	Mike DeNoia	Scranton
5	48	E	Eddie Berrang	Villanova
7	68	G	Chet Fritz	Missouri
8	78	B	Bob Kennedy	UNC
9	88	E	Ed McNeil	Michigan
10	98	G	Vic Vasicek	Texas
11	108	G	Homer Hobbs	Georgia
12	118	T	Harry Varner	Arizona
13	128	T	Ed Henke	USC
14	138	E	Pat Haggerty	William & Mary
15	148	T	Gene Frassetto	California
16	158	T	Dick Flowers	Alabama
17	168	B	Ross Pritchard	Arkansas
18	178	G	Herb Siegert	Illinois
19	188	B	Bob Hainlen	Colorado St.
20	198	E	Ollie Fletcher	USC
21	208	B	Tommy Hughes	Duke
22	218	E	Bill Clements	UCLA
23	228	B	Frank Pattee	Kansas
24	238	G	Jim Cullom	California
25	248	B	Nick Sebek	Indiana

1950				
1	6	B	George Thomas	Oklahoma
2	19	B	Hally Haynes	Santa Clara
3	32	T	Lou Karras	Purdue
4	45	C	Harry Ulinski	Kentucky
5	58	B	Frank Spaniel	Notre Dame
6	71	G	Gene Pepper	Missouri
7	84	T	Jerry Houghton	Washington St.
8	97	E	John Rohde	Pacific
9	110	T	Don Winslow	Iowa
10	123	QB	Eddie LeBaron	Pacific
11	136	E	Dan Brown	Villanova
12	149	B	Bill Chauncey	Iowa State
13	162	C	Clay Davis	Oklahoma St
14	175	T	Lyle Button	Illinois
15	188	E	Alex Loyd	Oklahoma St.
16	201	B	Charlie Justice	UNC
17	214	G	Jim Cullom	California
18	227	B	Alvin Duke	Arkansas
19	240	E	Ed White	Alabama
20	253	T	George Bayer	Washington
21	266	G	Cas Witucki	Indiana
22	279	T	John deLaurentis	Waynesburg
23	292	E	Joe Zuravleff	Northwestern
24	305	T	Dick Tilton	Nevada
25	318	B	Art Stewart	SE Oklahoma
26	331	B	Earl Roth	Maryland
27	344	T	Ed Lee	Kansas
28	357	B	Ralph Shoaf	West Virginia
29	370	G	Johnny Lundin	Minnesota
30	383	E	Bob Noppinger	Georgetown

1951				
1	4	B	Leon Heath	Oklahoma
2	15	B	Eddie Salem	Alabama
2	21	T	Jim Staton	Wake Forest
3	29	T	Walt Yowarsky	Kentucky
4	40	T	Paul Giroski	Rice
6	65	E	Jonn Martinkovic	Xavier
7	76	B	Johnny Papit	Virginia
8	87	B	Billy Cox	Duke
9	101	C	Jake Rowden	Maryland
10	111	T	James Janosek	Purdue
10	113	E	Bob Jensen	Iowa State
11	124	B	Bill DeChard	Holy Cross
12	138	G	Al Applegate	Scranton
13	149	B	Dick Campbell	Wyoming
14	160	QB	Adrian Burk	Baylor
15	174	T	Vic Thomas	Colorado
16	185	C	Bob Bates	Texas A&M
17	196	E	Gene Brito	Loyola (CA)
18	210	B	Dom Fucci	Kentucky
19	221	G	Buddy Brown	Arkansas
20	232	B	John Kerestes	Purdue
21	246	T	Clarence Marable	TCU
22	257	C	Elliot Speed	Alabama
23	268	B	Cecil Martin	N. Texas St.
24	282	B	Tom Powers	Duke
25	293	E	Bob Chubb	Shippensburg

DRAFT HISTORY

26	304	B	Johnny Williams	USC
27	318	B	Bill Johnson	Stetson
28	329	G	John Kadlec	Missouri
29	340	B	Art Stewart	SE Oklahoma
30	354	T	Nick Bolkovac	Pittsburgh

1952				
1	7	B	Larry Isbell	Baylor
2	19	B	Andy Davis	G.W.
3	31	B	Al Dorow	Michigan State
4	43	C	Dick Hightower	SMU
5	55	G	Jim Clark	Oregon State
6	67	G	Ed Kensler	Maryland
7	79	B	Vic Janowicz	Ohio State
8	91	T	Hubert Johnston	Iowa
9	103	B	Dick Alban	Northwestern
10	115	E	Chet Ostrowski	Notre Dame
11	127	E	Orlando Mazza	Michigan State
12	139	C	Frank Middendorf	Cincinnati
13	151	T	Ray Potter	LSU
14	163	T	Doug Conaway	TCU
15	175	T	Julius Wittman	Ohio State
16	187	T	Marv Berschet	Illinois
17	199	B	Gill Bocetti	Wash. & Lee
18	211	E	Ed Bartlett	California
19	223	B	Joe Marvin	UCLA
20	235	C	Roger Kinson	Missouri
21	247	T	Dick Jenkins	Illinois
22	259	B	Jim O'Rourke	NC State
23	271	T	Ken Barfield	Mississippi
24	283	E	Ted Kirkland	Vanderbilt
25	295	T	Sal Gero	Elon
26	307	B	Danny Goode	Hardin-Simmons
27	319	E	Ben White	SMU
28	331	B	Ron Engel	Minnesota
29	343	B	John Pappa	California
30	355	B	Bob Linn	Case Western

1953				
1	3	B	Jack Scarbath	Maryland
2	16	T	Dick Modzelewski	Maryland
3	27	E	Paul Dekker	Michigan State
4	40	G	Don Boll	Nebraska
5	51	B	Nick Carras	Missouri
8	88	E	Lew Weidensaul	Maryland
11	123	B	Alex Webster	NC State
12	136	C	Buzz Nutter	Virginia Tech
14	160	B	Ed Timmerman	Michigan State
15	171	T	Dave Suminski	Wisconsin
16	184	E	Jim Slay	Mississippi
17	195	B	Bob Haner	Villanova
18	208	B	Jim Turner	Texas Tech
19	219	T	Tom Flyzik	G.W.
20	232	G	Bill Link	Wake Forest
21	243	C	Jim Dublinski	Utah
22	256	G	Ed Pucci	USC
23	267	E	Ed Bierne	Detroit
24	280	B	Stan Butterworth	Bucknell
25	291	G	Art Hurd	Maryland
26	304	T	Walt Ashcraft	USC
27	315	T	John Zanetti	John Carroll
28	328	B	Bob Buckley	USC
29	339	B	Pat Shires	Tennessee
30	352	B	Bob Mathias	Stanford

1954				
1	8	E	Steve Meilinger	Kentucky
2	20	C	Jim Schrader	Notre Dame
4	39	B	Ralph Felton	Maryland
5	56	B	Billy Wells	Michigan State
6	68	C	Bill McHenry	Wash & Lee
7	80	T	Harry Jagielski	Indiana
8	92	E	Bill Marker	West Virginia
9	104	T	Jerry Minnick	Nebraska
10	116	B	Merrill Green	Oklahoma
11	128	B	Gene Wilson	South Carolina
12	140	T	Ben Dunkerly	West Virginia
13	152	B	Roger Dornburg	Wisconsin
14	164	T	Roger Nelson	Oklahoma
15	176	T	Hugh Merck	South Carolina
16	188	E	Gilmer Spring	Texas
17	200	B	Jerry Coody	Baylor
18	212	C	Walt Cudzik	Purdue
19	224	B	Jerry Witt	Wisconsin
20	236	E	Sam Morley	Stanford
21	248	T	John Cavaglieri	N. Texas St.
22	260	B	Max Schmaling	Purdue
23	272	G	Pete Carrieri	Villanova
24	284	E	Will Renfro	Memphis St.
25	296	G	George Rosso	Ohio State
26	308	B	Dorsey Gibson	Oklahoma State
27	320	E	Ken Yarborough	UNC
28	332	T	Ron Hansen	Minnesota
29	344	B	Ted Kress	Michigan
30	356	B	Don Rondou	Northwestern

1955				
1	4	QB	Ralph Guglielmi	Notre Dame
3	28	B	Ray Perkins	Syracuse
5	52	T	Don Glantz	Nebraska
7	76	E	Erik Christensen	Richmond
7	80	G	Ron Marciniak	Kansas State
8	87	C	Johnny Allen	Purdue
9	100	T	John Miller	B.C
10	111	G	Tom Louderback	San Jose St.
11	124	B	Larry Parker	UNC
12	135	T	John Barish	Waynesburg
13	148	T	Len Oniskey	Cornell
14	159	E	Tom Braatz	Marquette
15	172	B	Charley Horton	Vanderbilt
16	183	B	Hal Norris	California
17	196	G	Don Shea	Georgia
18	207	B	Don Bailey	Penn State
19	220	E	Bob Dee	Holy Cross
20	231	T	Ron Geyer	Michigan
21	244	B	Buck George	Clemson
22	255	B	Joe Boland	G.W.
23	268	C	Chick Donaldson	West Virginia
24	279	T	Bob Ready	Notre Dame
25	292	C	Frank Radella	Wyoming
26	303	G	Walt Houston	Purdue
27	317	B	A.J. Baker	Arkansas
28	327	T	Arch Cassidy	Florida
29	340	E	Bing Bordier	USC
30	351	E	Tom Petty	Virginia Tech

1955				
1	4	QB	Ralph Guglielmi	Notre Dame
3	28	B	Ray Perkins	Syracuse
5	52	T	Don Glantz	Nebraska
7	76	E	Erik Christensen	Richmond
7	80	G	Ron Marciniak	Kansas State
8	87	C	Johnny Allen	Purdue
9	100	T	John Miller	B.C
10	111	G	Tom Louderback	San Jose St.
11	124	B	Larry Parker	UNC
12	135	T	John Barish	Waynesburg
13	148	T	Len Oniskey	Cornell

DRAFT HISTORY

14	159	E	Tom Braatz	Marquette
15	172	B	Charley Horton	Vanderbilt
16	183	B	Hal Norris	California
17	196	G	Don Shea	Georgia
18	207	B	Don Bailey	Penn State
19	220	E	Bob Dee	Holy Cross
20	231	T	Ron Geyer	Michigan
21	244	B	Buck George	Clemson
22	255	B	Joe Boland	G.W.
23	268	C	Chick Donaldson	West Virginia
24	279	T	Bob Ready	Notre Dame
25	292	C	Frank Radella	Wyoming
26	303	G	Walt Houston	Purdue
27	317	B	A.J. Baker	Arkansas
28	327	T	Arch Cassidy	Florida
29	340	E	Bing Bordier	USC
30	351	E	Tom Petty	Virginia Tech

1956				
1	12	B	Ed Vereb	Maryland
2	24	E	John Paluck	Pittsburgh
3	36	B	Fred Wyant	West Virginia
4	41	T	Fran Machinsky	Ohio State
5	59	B	Gary Lowe	Michigan State
7	83	B	Donnie Caraway	Houston
8	94	B	Dick James	Oregon
9	107	B	Whitey Rouviere	Miami (Fla.)
11	131	G	Tom Powell	Colgate
12	141	B	Jerry Planutis	Michigan State
12	142	T	Gil Moreno	UCLA
13	155	G	Jerry Ward	Dayton
14	166	B	Pat Uebel	Army
16	190	G	Wells Gray	Wisconsin
17	203	QB	Eagle Day	Mississippi
18	214	E	Jim Pyburn	Auburn
19	227	G	Ray Lemek	Notre Dame
20	238	B	Vince Gonzales	LSU
21	251	E	Howard Schnellenberger	Kentucky
22	262	T	George Nicula	Notre Dame
23	275	B	Don St. John	Xavier
24	286	C	Johnny Tatum	Texas
25	299	G	Franklin Brooks	Georgia Tech
26	310	B	Dave Burnham	Wheaton
27	323	B	Royce Flippin	Princeton
28	334	B	Billy Hicks	Alabama
29	347	G	Pat Bisceglia	Notre Dame
30	357	G	Buck Nystrom	Michigan State

1957				
1	9	B	Don Bosseler	Miami (Fla.)
2	21	E	Joe Walton	Pittsburgh
3	33	B	Eddie Sutton	UNC
4	40	B	Jim Podoley	Cent. Michigan
6	69	T	J.T. Frankenberger	Kentucky
7	81	T	Wally Merz	Colorado
8	93	E	Paul Lopata	Yale
9	105	G	Galen Laack	Pacific
10	117	B	Don Dobrino	Iowa
11	129	T	Dick Foster	Idaho
12	141	QB	Wade Mitchell	Georgia Tech
13	153	B	Claude Austin	G.W.
14	165	T	George Rice	Wofford
15	177	E	Brad Bomba	Indiana
16	189	B	Joe Brodsky	Florida
17	201	B	Fred Brock	Wheaton
18	213	G	Ed Sakach	G.W.
19	225	B	John Bauer	Villanova
20	237	E	Buddy Frick	South Carolina
21	249	B	Sam Owen	Georgia Tech
22	261	G	Ed Voytek	Purdue
23	273	G	Al Viola	Northwestern
24	285	C	Bob Jennings	Furman
25	297	T	Dick Cassels	Catawba
26	309	B	Paul Rotenberry	Georgia Tech
27	321	T	Ormand Anderson	Georgia Tech
28	333	B	Guy Martin	Colgate
29	345	E	George Benedict	Springfield
30	356	B	Art Luppino	Arizona

1958				
2	16	B	Mike Sommer	G.W.
3	28	B	Stan Flowers	Georgia Tech
3	31	B	Bill Anderson	Tennessee
4	40	QB	Dan Nolan	Lehigh
5	54	QB	Jim Van Pelt	Michigan
6	66	B	Dick Lynch	Notre Dame
7	78	T	Leon Bennett	Boston College
8	90	E	Buddy Payne	UNC
9	102	C	Frank Kuchta	Notre Dame
10	114	T	Ben Preston	Auburn
11	126	T	Darrell Dess	NC State
12	138	G	Eddie Michaels	Villanova
13	150	QB	Ken Ford	Hardin-Simmons
14	162	E	Jack Faris	Penn State
15	174	T	Jack Davis	Maryland
16	186	E	Fred Polzer	Virginia
17	198	T	Fred Wilt	Richmond
18	210	B	Lennie King	Connecticut
19	222	C	Don Stephenson	Georgia Tech
20	234	E	Lou Pelham	Florida
21	246	G	Jackie Simpson	Mississippi
22	258	B	Charley Sanders	W. Texas St.
23	270	E	Ron Schomburger	Florida State
24	282	E	Rod Hanson	Illinois
25	294	G	John Groom	TCU
26	306	G	Frank Bloomquist	Iowa
27	318	E	Perry Gehring	Minnesota
28	330	G	Joe Biggs	Hardin-Simmons
29	342	B	Ed Coffin	Syracuse
30	353	E	Ted Smith	Georgia Tech

1959				
1	4	QB	Don Allard	Boston College
3	28	T	Emil Karas	Dayton
4	40	E	Jim Wood	Oklahoma State
5	49	T	Bob Wetoska	Notre Dame
6	65	T	Jim McFalls	VMI
7	76	T	Don Lawrence	Notre Dame
7	79	QB	Mitch Ogiego	Iowa
7	81	E	Jim Kenney	B.U.
8	89	E	Gene O'Pella	Villanova
9	100	B	Dick Haley	Pittsburgh
10	113	B	Ron Toth	Notre Dame
11	124	G	Gerry Marciniak	Michigan
12	137	T	Roger Wypyszynski	St. Norbert
13	148	E	Billy Shoemake	LSU
14	161	G	Kurt Schwarz	Maryland
15	172	E	Fred Hood	NE Oklahoma
16	185	T	Dick Splain	New Haven
17	196	G	Jim Healy	Holy Cross
18	209	QB	Joe Kapp	California
19	220	B	Bobby Lauder	Auburn
20	233	B	Billy Brewer	Mississippi
21	244	B	Mel Reight	West Virginia
22	257	E	Art Gob	Pittsburgh
23	268	B	Clarence Alexander	SE Louisiana
24	281	B	George Darrah	Franklin & Marshall
25	292	T	Bob Sargent	Colby

DRAFT HISTORY

26	305	T	Gene Grabosky	Syracuse
27	316	B	Norm Odyniec	Notre Dame
28	329	B	Billy Austin	Rutgers
29	340	G	Don Lockwood	Tulane
30	353	B	Jim Colclough	Boston College

1960				
1	4	QB	Richie Lucas	Penn State
2	21	HB	Sam Horner	VMI
3	28	T	Andy Stynchula	Penn State
4	48	G	Vince Promuto	Holy Cross
5	52	T	Don Stallings	UNC
6	64	E	Dave Hudson	Florida
8	87	G	Earl Kohlhaas	Penn State
9	100	E	Dwight Bumgarner	Duke
11	124	C	Jim Eifrid	Colorado State
12	136	HB	Jim Crotty	Notre Dame
13	148	E	Bill Herron	Georgia
14	160	B	Charlie Milstead	Texas A&M
15	172	G	Bernie Darre	Tulane
16	184	B	Joe Kulbacki	Purdue
17	196	G	Billy Roland	Georgia
18	208	G	John Lawrence	NC State
19	220	G	Ron Maltony	Purdue
20	232	HB	Jimmy Wolf	Panhandle St.

1961				
1	2	QB	Norm Snead	Wake Forest
1	3	T	Joe Rutgens	Illinois
3	39	B	Jim Cunningham	Pittsburgh
6	72	B	Joe Krakoski	Illinois
6	73	T	John O'Day	Miami (Fla.)
7	87	B	Jim Kerr	Penn State
8	101	E	Charlie Barnes	NE Louisiana
9	115	B	Joel Arrington	Duke
11	143	T	Riley Mattson	Oregon
12	157	E	Bob Coolbaugh	Richmond
13	171	B	Doug Elmore	Mississippi
14	185	B	Doyle Schick	Kansas
15	199	E	Bob Johnson	Michigan
16	213	T	Ron Petty	Louisville
17	227	B	Joe Bellino	Navy
18	241	T	George Tolford	Ohio State
19	255	E	Tony Romeo	Florida State
20	269	G	Mike Ingram	Ohio State

1962				
1	1	B	Ernie Davis	Syracuse
2	15	B	Joe Hernandez	Arizona
3	29	E	Bob Mitinger	Penn State
4	43	T	Billy Neighbors	Alabama
7	85	HB	Bert Coan	Kansas
8	99	FB	Ron Hatcher	Michigan State
9	113	E	Dave Viti	B.U.
10	127	G	John Childress	Arkansas
11	141	T	Carl Palazzo	Adams State
12	155	HB	Terry Terrebonne	Tulane
13	169	E	Bill Whisler	Iowa
14	183	HB	Jim Costen	South Carolina
15	197	T	Len Vella	Georgia
16	211	E	Tommy Brooker	Alabama
17	225	G	Alan Miller	Ohio University
18	239	B	Carl Charon	Michigan State
19	253	B	Claude Crabb	Colorado
20	267	QB	Ed Trancygier	Florida State

1963				
1	7	E	Pat Richter	Wisconsin
2	22	B	Lonnie Sanders	Michigan State
3	35	T	Ron Snidow	Oregon
6	78	T	Charley Nickoson	Ohio University
7	91	B	Dave Francis	Ohio State
9	119	B	Billy Joe	Villanova
10	134	G	Rod Foster	Ohio State
11	147	E	Allen Schau	West Michigan
12	162	C	Bob Caldwell	Georgia Tech
13	175	E	John Greiner	Purdue
14	190	B	Tom Winingder	Georgia Tech
15	203	LB	Harry Butsko	Maryland
16	218	G	Dave Adams	Arkansas
17	231	HB	Ron Whaley	Tenn-Chattanooga
18	246	E	Drew Roberts	Cal State-Humboldt
19	259	QB	Jim Turner	Utah State
20	274	T	Joe Baughan	Auburn

1964				
1	3	HB	Charley Taylor	Arizona State
2	18	B	Paul Krause	Iowa
5	59	FB	Jim Snowden	Notre Dame
6	74	E	Russ Brown	Florida
7	87	QB	Dick Shiner	Maryland
9	115	C	Len Hauss	Georgia
10	130	B	Rick Leeson	Pittsburgh
11	143	LB	Gene Donaldson	Purdue
12	158	T	Bob Zvolerin	Tennessee
13	171	B	Tom McDonald	Notre Dame
14	186	B	Ton Urbanik	Penn State
15	199	T	Dick Evers	Colorado State
16	214	B	Tommy Walters	Mississippi
17	227	B	Ozzie Clay	Iowa State
18	242	G	Bob Jones	Nebraska
19	255	G	John Seedborg	Arizona State
20	270	B	Gordon Guest	Arkansas

1965				
2	21	T	Bob Breitenstein	Tulsa
3	34	B	Kent McCloughan	Nebraska
8	105	G/LB	Don Croftcheck	Indiana
9	118	E	Jerry Smith	Arizona State
10	133	FB	Bob Briggs	Central State
11	146	G	Willie Adams	New Mexico State
12	160	T	John Strohmeyer	Nebraska
13	174	HB	Biff Bracy	Duke
14	189	HB	Dave Estrada	Arizona State
15	202	B	Ben Baldwin	Vanderbilt
16	217	G	Robert Reed	Tenn. A&I
17	230	E	Gary Hart	Vanderbilt
18	245	LB	Chris Hanburger	UNC
19	258	B	Roosevelt Ellerbe	Iowa State
18	242	G	Bob Jones	Nebraska
19	255	G	John Seedborg	Arizona State
20	270	B	Gordon Guest	Arkansas

1966				
2	21	T	Bob Breitenstein	Tulsa
3	34	B	Kent McCloughan	Nebraska
8	105	G/LB	Don Croftcheck	Indiana
9	118	E	Jerry Smith	Arizona State
10	133	FB	Bob Briggs	Central State
11	146	G	Willie Adams	New Mexico State
12	160	T	John Strohmeyer	Nebraska
13	174	HB	Biff Bracy	Duke
14	189	HB	Dave Estrada	Arizona State
15	202	B	Ben Baldwin	Vanderbilt
16	217	G	Robert Reed	Tenn. A&I
17	230	E	Gary Hart	Vanderbilt

DRAFT HISTORY

18	245	LB	Chris Hanburger	UNC
19	258	B	Roosevelt Ellerbe	Iowa State
18	242	G	Bob Jones	Nebraska
19	255	G	John Seedborg	Arizona State
20	270	B	Gordon Guest	Arkansas

1967				
1	13	FB	Ray McDonald	Idaho
2	39	DT	Spain Musgrove	Utah State
3	64	DB	Curg Belcher	BYU
6	135	T	Don Bandy	Tulsa
7	168	B	Bruce Matte	Miami
7	172	FL	John Love	N. Texas St.
8	190	G-LB	Larry Hendershot	Arizona State
9	222	HB	Pete Larson	Cornell
10	247	DT	Tim Houlton	St. Norbert
10	250	DB	Bruce Sullivan	Illinois
11	275	C	Bill Brown	UTEP
12	300	E	Ron Sepic	Ohio State
13	328	LB	Bob Rodwell	E. Michigan
14	353	HB	Andy Socha	Marshall
15	378	G	Ed Breding	Texas A&M
16	406	DB	Alfredo Avila	Sul Ross
17	431	T	Lyle Baucom	Cal St. SF

1968				
1	12	DB	Jim 'Yazoo' Smith	Oregon
2	38	LB	Tom Roussel	Southern Miss
4	94	DT	Dennis Crane	USC
5	113	TE	Ken Barefoot	Virginia Tech
5	117	K	Mike Bragg	Richmond
6	149	G	Willie Banks	Alcorn State
7	176	RB	Bob Brunet	LSU
8	203	RB	Brian Magnuson	Montana
9	230	DB	Frank Liberatore	Clemson
11	284	DB	Tom Garretson	Northwestern
12	311	DT	Dave Weedman	W. Washington
13	338	T	Mike St. Louis	Cent. Missouri
14	365	T	Dave Zivich	UCSB
15	392	G	Coger Coverson	Texas Southern
16	419	RB	Willie Turner	Jackson St.
17	446	DT	Frank Bosch	Colorado

1969				
2	46	DB	Eugene Epps	UTEP
3	62	RB	Ed Cross	Arkansas - PB
5	114	DB	Bill Kishman	Colorado St.
6	139	LB	Harold McLinton	Southern
7	166	RB	Jeff Anderson	Virginia
7	173	C	John Didion	Oregon State
8	191	RB	Larry Brown	Kansas State
11	269	DT	Eric Norri	Notre Dame
12	295	DB	Bob Shannon	Tenn St.
13	322	DB	Mike Shook	N. Texas St.
14	347	DT	Rick Brand	Virginia
15	374	T	Paul Rogers	Virginia
16	399	LB	Mike Washington	Southern
17	426	DE	Rich Dobbert	Springfield

1970				
2	43	DE	Bill Brundige	Colorado
4	103	T	Paul Laaveg	Iowa
5	114	DT	Manny Sistrunk	Arkansas A&M
5	121	RB	Danny Pierce	Memphis St.
7	173	WR	Roland Merritt	Maryland
7	178	DT	James Harris	Howard Payne
8	200	DB	Paul Johnson	Penn State
9	225	T	Ralph Sonntag	Maryland
11	277	TE	Mack Alston	Md. Eastern Shore
12	303	LB	James Kates	Penn State
13	329	T	Joe Patterson	Lawrence
14	355	RB	Tony Moro	Dayton
15	381	C	Vic Lewandowsky	Holy Cross
16	407	WR	Steve Bushore	Emporia St.
17	433	DT	Earl Maxfield	Baylor

1971				
2	38	WR	Cotton Speyrer	Texas
6	141	G	Conway Hayman	Delaware
7	166	DB	Willie Germany	Morgan St.
9	219	DE	Mike Fanucci	Arizona State
10	244	RB	Jesse Taylor	Cincinnati
11	272	T	George Starke	Columbia
12	297	DB	Jeff Severson	Long Beach State
13	322	C	Dan Ryczek	Virginia
14	349	QB	Bill Bynum	W. New Mexico
15	375	G	Tony Christnovich	Wisc.-La Crosse
16	400	LB	Glenn Tucker	N. Texas St.

1972				
8	203	RB	Moses Denson	Md. Eastern Shore
9	229	DE	Steve Boekholder	Drake
10	255	WR	Mike Oldham	Michigan
11	281	DB	Jeff Welch	Arkansas St.
12	307	QB	Don Bunce	Stanford
13	332	WR	Frank Grant	S. Colorado
14	365	G	Mike O'Quinn	McNeese St.
15	385	DE	Carl Taibi	Colorado
16	411	DB	S. Higginbotham	Alabama
17	437	LB	Kevin Clemente	B.C.

1973				
5	117	G	Charles Cantrell	Lamar
8	193	TE	Mike Hancock	Idaho State
9	218	RB	Rich Galbos	Ohio State
9	233	LB	Eddie Sheats	Kansas
10	245	DB	Ken Stone	Vanderbilt
12	311	G	Ernie Webster	Pittsburgh
13	337	DT	Dennis Johnson	Delaware
14	363	DB	Herb Marshall	Cameron
16	415	K	Mike Wedman	Colorado
17	441	RB	Jeff Davis	Mars Hill

1974				
6	144	TE	Jon Keyworth	Colorado
7	180	LB	Mike Varty	Northwestern
8	196	RB	Darwin Robinson	Dakota St.
9	218	DE	Mark Sens	Colorado
9	228	K	Mike Flater	Colorado
9	233	TE	Jim Kennedy	Colorado State
10	258	DB	Johnny Vann	S. Dakota
11	282	T	Joe Miller	Villanova
13	332	LB	Stu O'Dell	Indiana
14	361	QB	Don Van Galder	Utah
16	411	RB	Nate Anderson	E. Illinois

DRAFT HISTORY

1975				
5	108	RB	Mike Thomas	UNLV
6	147	T	Mark Doak	Nebraska
9	228	DE	Dallas Hickman	California
11	277	DB	Ardell Johnson	Nebraska
11	282	DE	Jerry Hackenbruck	Oregon State
13	344	DB	Morris McKie	N. Carolina A&T
14	359	LB	Dave Benson	Weber
15	384	C	Art Kuehn	UCLA
16	412	G	Dennis Pavelka	Nebraska
17	437	DE	Carl Taylor	Memphis

1976				
5	148	G	Mike Hughes	Baylor
6	179	DB	Tom Marvaso	Cincinnati
8	234	WR	Brian Fryer	Alberta
9	254	G	Curtis Akins	Hawaii
10	272	LB	Paul Strohmeier	Wash
11	308	DE	Dean Gissler	Nebraska
12	342	DB	Walter Tullis	Delaware St.
13	364	DB	Waymon Britt	Michigan
14	393	DB	Quinn Buckner	Indiana
15	426	RB	John Monroe	Bluefield St.
17	476	DB	Chuck Wills	Oregon

1977				
4	97	DE	Duncan McColl	Stanford
7	189	TE	Reggie Haynes	UNLV
9	246	RB	Mike Northington	Purdue
10	273	RB	James Sykes	Rice
11	300	DB	Don Harris	Rutgers
12	327	DE	Curtis Kirkland	Missouri

1978				
6	**159**	**RB**	**Tony Green**	**Florida**
8	202	WR	Walker Lee	UNC
8	**219**	**LB**	**Don Hover**	**Wash St.**
9	243	QB	John Hurley	Santa Clara
10	270	DE	Scott Hertenstein	Azusa Pacific
11	297	DE	Mike Williams	Texas A&M
12	324	G	Steve McCabe	Bowdoin

1979				
4	103	TE	Don Warren	San Diego St.
7	182	LB	Rich Milot	Penn State
9	233	WR	Kris Haines	Notre Dame
11	289	LB	Monte Coleman	Arkansas St.
11	300	WR	Tony Hall	Knoxville

1980				
1	18	WR	Art Monk	Syracuse
2	55	DE	Mat Mendenhall	BYU
6	155	LB	Farley Bell	Cincinnati
7	187	G	Melvin Jones	Houston
9	241	WR	L. McCullough	Illinois
10	268	RB	Lewis Walker	Utah
11	295	DE	Mike Matocha	UTA
12	327	DE	Marcene Emmett	N. Alabama

1981				
1	20	T	Mark May	Pittsburgh
3	69	G	Russ Grimm	Pittsburgh
4	90	QB	Tom Flick	Washington
5	119	DE	Dexter Manley	Oklahoma St.
5	132	G	Gary Sayre	Cameron
6	148	LB	Larry Kubin	Penn State
8	201	WR	Charlie Brown	S. Carolina St.
9	231	G	Darryl Grant	Rice
10	257	QB	Phil Kessel	N. Michigan
10	267	T	Allan Kennedy	Wash St.
11	284	WR	Jerry Hill	N. Alabama
12	314	WR	Clint Didier	Portland St.

1982				
2	49	DB	Vernon Dean	San Diego
3	61	WR	Carl Powell	Jackson S
4	99	DE	Todd Liebenstein	UNLV
5	133	TE	Michael Williams	Alabama A&M
6	153	LB	Lamont Jeffers	Tennessee
7	180	LB	John Schachtner	N. Arizona
8	223	DT	Ralph Warthen	G. Webb
9	226	DB	Ken Coffey	SW Texas
9	238	DT	Randy Trautman	Boise St.
10	254	DE	Harold Smith	Kentucky St.
10	265	DB	Terry Daniels	Tennessee
11	281	K	Dan Miller	Miami
11	291	QB	Bob Holly	Princeton
12	309	T	Don Laster	Tenn. St.
12	322	LB	Jeff Goff	Arkansas

1983				
1	**28**	**DB**	**Darrell Green**	**Texas A&I**
2	56	RB	Richard Williams	Memphis
3	**84**	**DE**	**Charles Mann**	**Nevada**
6	166	T	Bob Winckler	Wisconsin
6	**168**	**QB**	**Babe Laufenberg**	**Indiana**
7	**196**	**RB**	**Kelvin Bryant**	**UNC**
8	224	T	Todd Hallstrom	Minnesota
9	251	RB	Marcus Gilbert	TCU
10	279	LB	Geff Gandy	Baylor

1984				
2	31	DT	Bob Slater	Oklahoma
2	55	DE	Steve Hamilton	E. Carolina
3	83	QB	Jay Schroeder	UCLA
4	102	RB	Jimmy Smith	Elon
5	125	LB	Jeff Pegues	E. Carolina
6	167	T	Curt Singer	Tennessee
7	195	WR	Mark Smith	UNC
8	223	DB	Jeff Smith	Missouri
10	279	RB	Keith Griffin	Miami
11	306	TE	Anthony Jones	Wichita St.
12	335	WR	Curtland Thomas	Missouri

1985				
2	33	DB	Tory Nixon	San Diego St.
5	122	RB	Raphel Cherry	Hawaii
6	163	TE	Danzell Lee	Lamar
7	177	KR	Jamie Harris	Oklahoma St.
7	185	RB	Lionel Vital	Nicholls
8	219	DB	Barry Wilburn	MIssissippi
9	247	G	Mitch Geier	Troy State
10	263	RB	Terry Orr	Texas
11	290	G	Raleigh McKenzie	Tennessee
11	304	DB	Garry Kimble	Sam Hou
12	309	DT	Dean Hamel	Tulsa
12	331	LB	Bryan Winn	Houston

1986				
2	30	DE	Markus Koch	Boise St.
2	45	WR	Walter Murray	Hawaii
3	75	DB	Alvin Walton	Kansas
5	113	LB	Ravin Caldwell	Arkansas
6	146	QB	Mark Rypien	Wash St.
6	156	G	Jim Huddleston	Virginia

DRAFT HISTORY

7	186	RB	Rick Badanjek	Maryland
8	213	LB	Kurt Gouveia	BYU
9	239	DB	Wayne Asberry	Texas A&M
11	297	RB	Kenny Fells	Henderson
12	323	WR	Eric Yarber	Idaho

1987				
2	30	DB	Brian Davis	Nebraska
2	48	T	Wally Kleine	Notre Dame
5	117	RB	Timmy Smith	Texas Tech
6	144	DB	Steve Gage	Tulsa
6	164	T	Ed Simmons	E. Wash
7	192	DB	Johnny Thomas	Baylor
8	219	DB	Clarence Vaughn	N. Illinois
9	248	RB	Alfred Jenkins	Arizona
10	274	WR	Ted Wilson	Cen. FLA
11	304	WR	Laron Brown	Texas
12	331	C	Ray Hitchcock	Minnesota

1988				
2	55	K	Chip Lohmiller	Minnesota
3	66	KR	Mike Oliphant	Puget Sound
4	109	RB	Jamie Morris	Michigan
5	127	DB	Carl Mims	Sam Hou
6	159	QB	Stan Humphries	NE Louisiana
7	193	DB	Harold Hicks	San Diego
8	221	RB	Darryl McGill	Wake Forest
9	249	LB	Blake Peterson	Mesa Co.
10	277	T	Henry Brown	Ohio State
11	305	DE	Curt Koch	Colorado
12	315	P	Wayne Ross	San Diego

1989				
3	66	DT	Tracy Rocker	Auburn
4	110	WR	Erik Affholter	USC
5	129	DB	Tim Smiley	Arkansas St.
5	139	DE	Lybrant Robinson	Delaware St.
6	149	DB	AJ Johnson	SW Texas
7	179	LB	Kevin Hendrix	South Carolina
9	233	TE	Charles Darrington	Kentucky
10	263	C	Mark Schlereth	Idaho
12	316	TE	Jimmie Johnson	Howard
12	317	RB	Joe Mickles	Mississippi

1990				
2	46	LB	Andre Collins	Penn State
3	76	G	Moe Elewonibi	BYU
4	86	QB	Cary Conklin	Wash
4	109	DB	Rico Labbe	B.C.
5	130	RB	Brian Mitchell	SW Louisiana
6	160	DT	Kent Wells	Nebraska
9	243	G	Tim Moxley	Ohio State
10	262	DB	D'Juan Francisco	Notre Dame
10	270	DT	Thomas Rayam	Alabama
11	297	LB	Jon Leverenz	Minnesota

1991				
1	17	DT	Bobby Wilson	Michigan St.
3	76	RB	Ricky Ervins	USC
6	159	TE	Dennis Ransom	Texas A&M
7	188	WR	Keith Cash	Texas
8	215	DB	Jimmy Spencer	Florida
9	243	DB	Charles Bell	Baylor
10	270	P	Cris Shale	Bowling Green
11	299	S	David Gulledge	Jacksonville
12	326	WR	Keenan McCardell	UNLV
11	297	LB	Jon Leverenz	Minnesota

1992				
1	4	WR	Desmond Howard	Michigan
2	47	DE	Shane Collins	ASU
3	74	G	Paul Siever	Penn State
4	112	QB	Chris Hakel	Will&Mar
6	168	TE	Ray Rowe	San Diego
7	196	DB	Calvin Holmes	USC
8	224	G	Darryl Moore	UTEP
9	252	LB	Boone Powell	Texas
10	280	LB	Tony Barker	Rice
11	308	WR	Terry Smith	Penn State
12	336	C	Matt Elliott	Michigan

1993				
1	17	DB	Tom Carter	Notre Dame
2	45	RB	Reggie Brooks	Notre Dame
3	71	LB	Rick Hamilton	Central Fla.
3	80	P	Ed Bunn	UTEP
4	101	DE	Sterling Palmer	Florida St.
5	128	C	Greg Huntington	Penn State
6	155	DB	Darryl Morrison	Arizona
5	160	TE	Frank Wycheck	Maryland
8	212	LB	Lamont Hollinquest	USC

1994				
1	3	QB	Heath Shuler	Tennessee
2	31	T	Tré Johnson	Temple
3	68	WR	Tydus Winans	Fresno St.
3	97	G	Joe Patton	Alabama A&M
4	105	TE	Kurt Haws	Utah
6	163	DE	Dexter Nottage	Florida A&M
7	197	QB	Gus Frerotte	Tulsa

1995				
1	4	WR	Michael Westbrook	Colorado
2	37	C	Cory Raymer	Wisconsin
3	68	CB	Darryl Pounds	Nicholls
4	103	RB	Larry Jones	Miami
5	137	TE	Jamie Asher	Louisville
5	152	DE	Rich Owens	Lehigh
6	176	T	Brian Thure	California
7	226	CB	Scott Turner	Illinois

1996				
1	30	T	Andre Johnson	Penn State
4	102	RB	Stephen Davis	Auburn
5	138	S	Leomont Evans	Clemson
6	174	DE	Kelvin Kinney	Virginia St.
7	215	LB	Jeremy Asher	Oregon
7	250	WR	Deandre Maxwell	San Diego St.

1997				
1	17	DE	Kenard Lang	Miami
2	51	LB	Greg Jones	Colorado
3	80	LB	Derek Smith	ASU
4	115	WR	Albert Connell	Texas A&M
5	132	S	Jamel Williams	Nebraska
5	140	CB	Keith Thibodeaux	NW Louisiana
5	148	LB	Twan Russell	Miami
5	162	G	Brad Badger	Stanford

1998				
2	48	TE	Stephen Alexander	Oklahoma
3	69	RB	Skip Hicks	UCLA
4	113	LB	Shawn Barber	Richmond
5	140	C	Mark Fischer	Purdue
6	170	WR	Pat Palmer	Northwestern
7	191	CB	David Terrell	UTEP
7	206	LB	Antwaune Ponds	Syracuse

DRAFT HISTORY

1999				
1	7	CB	Champ Bailey	Georgia
2	37	T	Jon Jansen	Michigan
4	107	LB	Nate Stimson	GT
5	165	T	Derek Smith	VT
6	181	K	Jeff Hall	Tennessee
7	217	WR	Tim Alexander	Oregon State

2000				
1	2	LB	LaVar Arrington	Penn State
1	3	OL	Chris Samuels	Alabama
3	64	DB	Lloyd Harrison	NC State
4	129	OL	Michael Moore	Troy State
5	155	DB	Quincy Sanders	UNLV
6	202	QB	Todd Husak	Stanford
7	216	DL	Del Cowsette	Maryland
7	250	WR	Ethan Howell	Oklahoma St.

2001				
1	15	WR	Rod Gardner	Clemson
2	45	CB	Fred Smoot	Miss St.
4	109	QB	Sage Rosenfels	Iowa State
5	154	WR	Darnerien McCants	Delaware St.
6	186	DT	Mario Monds	Cincinnati

2002				
1	32	QB	Patrick Ramsey	Tulane
2	56	RB	Ladell Betts	Iowa
3	79	CB	Rashad Bauman	Oregon
3	87	WR	Cliff Russell	Utah
5	159	CB/S	Andre Lott	Tennessee
5	160	TE	Robert Royal	LSU
6	192	OT	Reggie Coleman	Tennessee
7	230	LS	Jeff Grau	UCLA
7	234	DE	Greg Scott	Hampton
7	257	FB	Rock Cartwright	Kansas St.

2003				
2	44	WR	Taylor Jacobs	Florida
3	81	G	Derrick Dockery	Texas
7	232	QB	Gibran Hamdan	Indiana

2004				
1	5	S	Sean Taylor	Miami
3	81	TE	Chris Cooley	Utah State
5	151	OL	Mark Wilson	California
6	180	OL	Jim Molinaro	Notre Dame

2005				
1	9	CB	Carlos Rogers	Auburn
1	25	QB	Jason Campbell	Auburn
4	120	FB	Manuel White	UCLA
5	154	LB	Robert McCune	Louisville
6	183	LB	Jarred Newberry	Stanford
7	222	FB	Nehemiah Broughton	Citadel

2006				
2	35	LB	Rocky McIntosh	Miami
5	153	DT	Anthony Montgomery	Minnesota
6	173	S	Reed Doughty	N. Colorado
6	196	DL	Kedric Golston	Georgia
7	230	OL	Kili Lefotu	Arizona
7	250	LB	Kevin Simon	Tennessee

2007				
1	6	S	LaRon Landry	LSU
5	143	LB	Dallas Sartz	USC
6	179	LB	H.B. Blades	Pittsburgh
6	205	QB	Jordan Palmer	UTEP
7	216	TE	Tyler Ecker	Michigan

2008				
2	34	WR	Devin Thomas	Michigan St.
2	48	TE	Fred Davis	USC
2	51	WR	Malcolm Kelly	Oklahoma
3	96	T	Chad Rinehart	N. Iowa
4	124	CB	Justin Tryon	ASU
6	168	P	Durant Brooks	GT
6	180	S	Kareem Moore	Nicholls
6	186	QB	Colt Brennan	Hawaii
7	242	DE	Rob Jackson	Kansas St.
7	249	S	Chris Horton	UCLA

2009				
1	13	LB	Brian Orakpo	Texas
3	80	CB	Kevin Barnes	Maryland
5	158	LB	Cody Glenn	Nebraska
6	186	LB	Robert Henson	TCU
7	221	FB	Eddie Williams	Idaho
7	243	WR	Marko Mitchell	Nevada

2010				
1	4	T	Trent Williams	Oklahoma
4	103	LB	Perry Riley	LSU
6	174	FB	Dennis Morris	La Tech
7	219	WR	Terrence Austin	UCLA
7	229	C	Erik Cook	New Mexico
7	231	T	Selvish Capers	WVU

2011				
1	16	LB	Ryan Kerrigan	Purdue
2	41	DL	Jarvis Jenkins	Clemson
3	79	WR	Leonard Hankerson	Miami
4	105	RB	Roy Helu	Nebraska
5	146	S	DeJon Gomes	Nebraska
5	155	WR	Niles Paul	Nebraska
6	177	RB	Evan Royster	Penn State
6	178	WR	Aldrick Robinson	SMU
7	213	CB	Brandyn Thompson	Boise St
7	217	OL	Maurice Hurt	Florida
7	224	LB	Markus White	FSU
7	253	NT	Chris Neild	WVU

2012				
1	2	QB	Robert Griffin III	Baylor
3	71	G	Josh LeRibeus	SMU
4	102	QB	Kirk Cousins	MSU
4	119	LB	Keenan Robinson	Texas
5	141	G	Adam Gettis	Iowa
6	173	RB	Alfred Morris	FAU
6	193	T	Tom Compton	S. Dakota
7	213	CB	Richard Crawford	SMU
7	217	CB	Jordan Bernstine	Iowa

2013				
2	51	CB	David Amerson	N.C. State
3	85	TE	Jordan Reed	Florida
4	119	S	Phillip Thomas	Fresno St.
5	154	RB	Chris Thompson	FSU
5	162	LB	Brandon Jenkins	FSU
6	191	S	Bacarri Rambo	Georgia
7	228	RB	Jawan Jamison	Rutgers

2014				
2	47	LB	Trent Murphy	Stanford
3	66	T	Morgan Moses	Virginia
3	78	G	Spencer Long	Nebraska
4	102	CB	Bashaud Breeland	Clemson
5	142	WR	Ryan Grant	Tulane
6	186	RB	Lache Seastrunk	Baylor
7	217	TE	Ted Bolser	Indiana
7	228	K	Zach Hocker	Arkansas

DRAFT HISTORY

2015				
1	5	OL	Brandon Scherff	Iowa
2	38	LB	Preston Smith	Miss St.
3	95	RB	Matt Jones	Florida
4	105	WR	Jamison Crowder	Duke
4	112	OL	Arie Kouandjio	Alabama
5	141	LB	Martrell Spaight	Arkansas
6	181	S	Kyshoen Jarrett	VT
6	182	CB	Tevin Mitchel	Arkansas
6	187	WR	Evan Spencer	Ohio State
7	222	C	Austin Reiter	USF

2016				
1	21	WR	Josh Doctson	TCU
2	53	LB/S	Su'a Cravens	USC
3	84	CB	Kendall Fuller	VT
5	152	DE	Matt Ioannidis	Temple
6	187	QB	Nate Sudfeld	Indiana
7	232	LB	Steven Daniels	BC
7	242	RB	Keith Marshall	Georgia

2017				
1	17	DL	Jonathan Allen	Alabama
2	49	LB	Ryan Anderson	Alabama
3	81	CB	Fabian Moreau	UCLA
4	114	RB	Samaje Perine	Oklahoma
4	123	S	Montae Nicholson	MSU
5	154	TE	Jeremy Sprinkle	Arkansas
6	199	C	Chase Roullier	Wyoming
6	209	WR	Robert Davis	Georgia St.
7	230	LB	Josh Harvey-Clemons	Louisville
7	235	CB	Joshua Holsey	Auburn

2018				
1	13	DL	Daron Payne	Alabama
2	59	RB	Derrius Guice	LSU
3	74	T	Geron Christian	Louisville
4	109	S	Troy Apke	Penn State
5	163	DL	Tim Settle	VT
6	197	LB	Shaun Dion Hamilton	Alabama
7	241	CB	Greg Stroman	VT
7	256	WR	Trey Quinn	SMU

2019				
1	15	QB	Dwayne Haskins	Ohio State
1	26	LB	Montez Sweat	Miss. St.
3	76	WR	Terry McLaurin	Ohio State
4	112	RB	Bryce Love	Stanford
4	131	G	Wes Martin	Indiana
5	153	C	Ross Pierschbacher	Alabama
5	173	LB	Cole Holcomb	UNC
6	206	WR	Kelvin Harmon	NC State
7	227	CB	Jimmy Moreland	JMU
7	253	LB	Jordan Brailford	Oklahoma St.

2020				
1	2	DE	Chase Young	Ohio State
3	66	RB	Antonio Gibson	Memphis
4	108	T	Saahdiq Charles	LSU
4	142	WR	Antonio Gandy-Golden	Liberty
5	156	C	Keith Ismael	San Diego St.
5	162	LB	Khaleke Hudson	Michigan
7	216	S	Kamren Curl	Arkansas
7	229	DE	James Smith Williams	NC State

2021				
1	19	LB	Jamin Davis	Kentucky
1	51	OL	Samuel Cosmi	Texas
3	74	DB	Benjamin St.-Juste	Minnesota
3	82	WR	Dyami Brown	UNC
4	124	TE	John Bates	Boise State
5	163	DB	Darrick Forrest	Cincinnati
6	225	LS	Camaron Cheeseman	Michigan
7	240	DE	William Bradley-King	Baylor
7	246	DE	Shaka Toney	Penn State
7	258	WR	Dax Milne	BYU

DRAFT HISTORY

FIRST SELECTIONS: PRE-COMMON DRAFT

Year	Rd.	Pos.	Player	School
1936	1	QB	Riley Smith	Alabama
1937	1	QB	Sammy Baugh	TCU
1938	1	B	Andy Farkas	Detroit
1939	1	T	I.B. Hale	TCU
1940	1	B	Ed Boell	NYU
1941	1	B	Forrest Evashevski	Michigan
1942	1	B	Ordan Sanders	Texas
1943	1	B	Jack Jenkins	Missouri
1944	1	B	Mike Micka	Colgate
1945	1	B	Jim Hardy	USC
1946	1	B	Cal Rossi	UCLA
1947	1	B	Cal Rossi	UCLA
1948	1	B	Harry Gilmer	Alabama
1949	1	FB	Rob Goode	Texas A&M
1950	1	HB	George Thomas	Oklahoma
1951	1	FB	Leon Heath	Oklahoma
1952	1	QB	Larry Isbell	Baylor
1953	1	QB	Jack Scarbath	Maryland
1954	1	TE	Steve Meilinger	Kentucky
1955	1	QB	Ralph Guglielmi	Notre Dame
1956	1	RB	Ed Vereb	Maryland
1957	1	FB	Don Bosseler	Miami
1958	2	RB	Mike Sommer	GW
1959	1	QB	Don Allard	BC
1960	1	QB	Richie Lucas	Penn State
1961	1	QB	Norman Snead	Wake Forest
1962	1	RB	Ernie Davis	Syracuse
1963	1	TE	Pat Richter	Wisconsin
1964	1	RB	Charley Taylor	Arizona State
1965	2	T	Bob Breitenstein	Tulsa
1966	1	K	Charlie Gogolak	Princeton

FIRST SELECTIONS: COMMON DRAFT ERA

Year	Rd.	Pos.	Player	School
1967	1	FB	Ray McDonald	Idaho
1968	1	DB	Jim Smith	Oregon
1969	2	DB	Eugene Epps	UTEP
1970	2	DE	Bill Brundige	Colorado
1971	2	WR	Cotton Speyrer	Texas
1972	8	RB	Moses Denson	Maryland
1973	5	G	Charles Cantrell	Lamar
1974	6	TE	Jon Keyworth	Colorado
1975	5	RB	Mike Thomas	UNLV
1976	5	T	Mike Hughes	Baylor
1977	4	DE	Duncan McColl	Stanford
1978	6	RB	Tony Green	Florida
1979	4	TE	Don Warren	San Diego State
1980	1	WR	Art Monk	Syracuse
1981	1	T	Mark May	Pittsburgh
1982	2	CB	Vernon Dean	San Diego State
1983	1	CB	Darrell Green	Texas A&I
1984	2	DT	Bob Slater	Oklahoma
1985	2	CB	Tory Nixon	San Diego State
1986	2	DE	Markus Koch	Boise State
1987	2	CB	Brian Davis	Nebraska
1988	2	K	Chip Lohmiller	Minnesota
1989	3	DT	Tracy Rocker	Auburn
1990	2	LB	Andre Collins	Penn State
1991	1	DT	Bobby Wilson	Michigan State
1992	1	WR	Desmond Howard	Michigan
1993	1	CB	Tom Carter	Notre Dame
1994	1	QB	Heath Shuler	Tennessee
1995	1	WR	Michael Westbrook	Colorado
1996	1	T	Andre Johnson	Penn State
1997	1	DE	Kenard Lang	Miami
1998	2	TE	Stephen Alexander	Oklahoma
1999	1	CB	Champ Bailey	Georgia
2000	1	LB	LaVar Arrington	Penn State
2001	1	WR	Rod Gardner	Clemson
2002	1	QB	Patrick Ramsey	Tulane
2003	2	WR	Taylor Jacobs	Florida
2004	1	S	Sean Taylor	Miami
2005	1	CB	Carlos Rogers	Auburn
2006	2	LB	Rocky McIntosh	Miami
2007	1	S	LaRon Landry	Louisiana State
2008	2	WR	Devin Thomas	Michigan State
2009	1	LB/DE	Brian Orakpo	Texas
2010	1	T	Trent Williams	Oklahoma
2011	1	LB	Ryan Kerrigan	Purdue
2012	1	QB	Robert Griffin III	Baylor
2013	2	CB	David Amerson	N.C. State

DRAFT HISTORY

2014	2	LB	Trent Murphy	Stanford
2015	1	OL	Brandon Scherff	Iowa
2016	1	WR	Josh Doctson	TCU
2017	1	DL	Jonathan Allen	Alabama
2018	1	DL	Da'Ron Payne	Alabama
2019	1	QB	Dwayne Haskins	Ohio State
2020	1	DE	Chase Young	Ohio State
2021	1	LB	Jamin Davis	Kentucky

HALL OF FAMERS

Since the Pro Football Hall of Fame opened its doors in Canton, Ohio, on Sept. 7, 1963, 318 players/coaches/administrators have been selected for enshrinement into the Pro Football Hall of Fame. Washington has 31 members enshrined, including most recently general manager Bobby Beathard in 2018.

INDUCTEE	POSITION/ROLE	WASH. TENURE	INDUCTION
Sammy Baugh	QB	1937-52	Charter Member in 1963
Earl "Curly" Lambeau	Coach	1952-53	Charter Member in 1963
George Preston Marshall	Founder	1932-1969	Charter Member in 1963
Bill Dudley	RB	1950-51, 53	Inducted in 1966
Cliff Battles	RB	1932-37	Inducted in 1968
Wayne Millner	E	1936-41, 45	Inducted in 1968
Turk Edwards	T	1932-40	Inducted in 1969
Vince Lombardi	Coach	1969	Inducted in 1971
Ray Flaherty	Coach	1937-42	Inducted in 1976
David "Deacon" Jones	DE	1974	Inducted in 1980
Sam Huff	LB	1964-67, 69	Inducted in 1982
Sonny Jurgensen	QB	1964-74	Inducted in 1983
Bobby Mitchell	FL	1962-68	Inducted in 1983
Charley Taylor	WR	1964-77	Inducted in 1984
Ken Houston	S	1973-80	Inducted in 1986
Stan Jones	DT	1966	Inducted in 1991
John Riggins	RB	1976-79, 81-85	Inducted in 1992
Joe Gibbs	Coach	1981-92 , 2004-06	Inducted in 1996
Paul Krause	S	1964-67	Inducted in 1998
George Allen	Coach	1971-77	Inducted in 2002
Darrell Green	CB	1983-2002	Inducted in 2008
Art Monk	WR	1980-93	Inducted in 2008
Bruce Smith	DE	2000-03	Inducted in 2009
Russ Grimm	OG	1981-91	Inducted in 2010
Deion Sanders	CB	2000	Inducted in 2010
Chris Hanburger	LB	1965-78	Inducted in 2011
Dave Robinson	LB	1973-74	Inducted in 2013
Andre Reed	WR	2000	Inducted in 2014
Dick Stanfel	G	1956-58	Inducted in 2016
Jason Taylor	DE	2008	Inducted in 2017
Bobby Beathard	General Manager	1978-88	Inducted in 2018



Bobby Mitchell (Class of 1983)

Art Monk (Class of 2008)

IMPORTANT DATES

The Start - July 9, 1932
George P. Marshall headed a group (Vincent Bendix, Jay O'Brien, Dorland Doyle) that bought a National Football League franchise in Boston. They contracted to play in Braves Field, home of the National League Baseball team, and were called "The Braves."

The Name
The Boston Gridders moved to Fenway Park, home of the American League Red Sox, and "The Braves" became "The Redskins."

The Franchise - Feb. 13, 1937
The Washington Redskins were officially born as the National Football League approved the transfer of the Boston Redskins franchise to Washington, D.C., and a new history began.

The Band - Aug. 9, 1937
The famed Redskins Band was founded and it was the first of its kind.

First Victory - Sept. 16, 1937
The First Game! The Franchise's Thursday night opener drew 19,941 fans to flood-lighted Griffith Stadium. Riley Smith scored on a 60-yard interception return, while the team added two field goals and an extra point to make the final score - Washington 13, Giants 3.

First Title - Dec. 5, 1937
Ten thousand fans stomped up Broadway behind the brass band following the franchise's first title. In the game, Sammy Baugh completed 11-of-15 passes, while Cliff Battles had touchdown runs of 75 and 76 yards as the team routed the Giants, 49-14, for the Eastern Championship.

World Champs! - Dec. 12, 1937
Freezing weather, frozen field and the icy-nerved Bears couldn't stop Sammy Baugh (center below). He completed 17-of-33 passes for 335 yards and three touchdowns. Wayne Millner (right), the all-time Notre Dame great, finished with nine catches for 160 yards, including 77- and 55-yard touchdowns.

Westward Ho! - Aug. 2, 1939
Washington set forth on their first coast-to-coast football training trip. Training site: Eastern State Normal School in Cheney, Wash.

Zero Hour - Oct. 1, 1939
Washington and the NY Giants battled in the mud and rain as the outcome wound up being a scoreless tie, the only scoreless tie in Washington history.

Record Pass - Oct. 15, 1939
From the kick formation and standing deep in the end zone, Frank Filchock flipped a pass to Andy Farkas who went all the way for the touchdown. It was the longest pass play in National Football League history, 99 yards.

East Champs - Dec. 1, 1940
Miniature-sized Davey O'Brien of the Eagles completed 33 passes in 60 attempts, but Washington won 13-6 to clinch the Eastern Championship.

73-to-Ohhh! - Dec. 8, 1940
Despite Washington gaining the same number of first downs as the Bears in the World Championship Game at Griffith Stadium, the team lost 73-0.

California - Aug. 18, 1941
Washington brought pro football on a large scale to California for the first time. They established training quarters in San Diego at Brown Military Academy.

Title Escapes - Nov. 23, 1941
There were 50 seconds to go in the Eastern Championship Game and Washington held a 13-10 lead, but the Giants managed to score a field goal and a touchdown to win, 20-13.

Only Loss - Sept. 27, 1942
The Giants are unable to convert a first down, gained only ONE yard rushing and completed just ONE pass — but it was good for a touchdown. They then captured another touchdown on an interception and Washington suffered their only 1942 defeat, 14-7.

World Champs! - Dec. 13, 1942
The Bears took an early lead on an errant pass from center, but Sammy Baugh's 85-yard quick kick set them back on their heels. Wilbur Moore then made a vital interception and followed with a sensational catch for a 38-yard touchdown. Andy Farkas capped the victory by carrying the ball 10 of 12 times on an 80-yard touchdown drive. Score: 14-6.

Runner Up - Dec. 26, 1943
Sam Baugh suffered a concussion early, tackling Sid Luckman on a punt return and the Bears went on to win the NFL title, 41-21.

To a T - July 30, 1945
Washington abandoned their double-wing formation and adopted the T-formation.

East Champs - Dec. 9, 1945
Washington had two straight shutouts, the first coming against the Steelers, 24-0, on Dec. 2 and the team defeated the Giants, 17-0, en route to an Eastern title.

One Point Shy - Dec. 16, 1945
In subzero weather, Washington lost the world title to the Rams, 15-14, on freakish plays. Baugh's pass from the end zone hit the goal-post for a safety (no longer allowed); and Bob Waterfield's try-for-point hit the crossbar and bounced over.

Charity Game - Sept. 6, 1946
The inaugural Washington-Rams game benefiting the Los Angeles Times Charities, Inc. drew 68,188 to Memorial Coliseum and netted the Times Boys Club $96,711.23.

High Note - June 13, 1947
The Redskins Band performed at the Philadelphia Inquirer's Famed Festival of Music alongside Whiteman, Waring and the Philharmonic.

Champs Trumped - Nov. 23, 1947
Fans cheered on Sam Baugh who thanked them with six touchdown tosses, routing the previous-champion Cards, 45-21.

IMPORTANT DATES

First on TV - June 14, 1950
American Oil announced plans to televise all Washington games - no other pro teams were on TV.

Baugh-to-Bach - Oct. 10, 1954
Dr. Howard Mitchell led his National Symphony Orchestra at mid-field in a halftime show.

TD Torrent - Oct. 1, 1955
Twenty-one points in 137 seconds! The Eagles led 16-0 in the 3rd quarter when Brito recovered a fumble on the Eagles' 32 and LeBaron then passed to Janowicz for the touchdown. Torgeson recovered a fumble on Eagles 13 and Janowicz went on to score. Washington won, 31-30.

The Alumni - Oct. 15, 1958
The Redskins Alumni Association was established. Twenty-three former players residing here adopted a formal constitution and bylaws. They invited all non-resident ex-Redskins to join.

New Home - Dec. 12, 1958
Washington signed a 30-year lease to play in a proposed D.C. Stadium that Congress gave the go-ahead to build.

Home Debut - Oct. 1, 1961
The first game in the new D.C. Stadium drew 37,767. Washington failed to hold a 21-7 lead and the Giants won, 24-21.

Redskins Trade for Mitchell - Dec. 14, 1961
Washington finalize an agreement to send their 1962 first overall draft pick, Heisman trophy winning back Ernie Davis, to the Cleveland Browns in exchange for future Pro Football Hall of Famer Bobby Mitchell.

Four of a Kind - Dec. 17, 1961
Dick James scored four touchdowns to set the Washington single game scoring record in a 34-24 win over Dallas.

Sonny and Sam - 1964
Washington stunned the public by trading QB Norm Snead to the Eagles for veteran QB Sonny Jurgensen. The team then repeated the performance by shipping favorite Dick James to New York for Sam Huff.

A Sunny Day - Oct. 11, 1964
Sonny Jurgensen out-dueled Norm Snead by throwing four touchdowns against the Eagles in the first meeting of the traded quarterbacks.

Record Rally - Nov. 28, 1965
Sonny Jurgensen sparked the then-largest comeback win in team history. Down 21-0, Washington recorded a 34-31 victory over the Cowboys as Sonny passed for over 400 yards and three touchdowns.

Graham Era - Jan. 25, 1966
Washington hired former Cleveland star, Otto Graham, as their Head Coach and General Manager.

TD Jamboree - Nov. 27, 1966
Washington and the NY Giants scored the most points in NFL history as they tied or set many team and league records in Washington's rout of New York, 72-41.

Record Breakers – 1967
Sonny Jurgensen set new Washington and NFL passing records for most attempts, completions, and yards in a season. Receivers Charley Taylor, Jerry Smith and Bobby Mitchell finished first, second and fourth in the League; it was the highest ever by receivers on the same team.

Lombardi Hired - Feb. 7, 1969
The unbelievable happened - Vince Lombardi left Green Bay to become the head coach of Washington.

George Preston - Aug. 9, 1969
George Preston Marshall, founder of the Washington Redskins, died at his home at the age of 72.

A Winning Season - Dec. 14, 1969
Washington defeated New Orleans by a score of 17-14 to ensure their first winning season since 1955. The victory also continued Coach Lombardi's record of never having coached a losing NFL team.

Lombardi Dies - Sept. 3, 1970
The sports world grieves the death of Vincent T. Lombardi, Head Coach and Executive Vice President of the Redskins.

1,000-Yard Club - Dec. 13, 1970
Larry Brown, on the second offensive play of the game against the Eagles and needing four yards to break the 1,000-yard barrier, gained 12 yards to become the first Washington player in history to become a member of the 1,000-yard club.

NFL Rushing Champ - Dec. 20, 1970
Larry Brown ended the season as the top rusher in the NFL with a total of 1,125 yards on 237 attempts for a 4.7 avg. He was the first Washington player since Cliff Battles in 1937 to win the rushing title.

Allen Hired - Jan. 6, 1971
George Allen, winningest coach in the NFC, was named the Redskins' Head Coach and General Manager.

A New Home - June 2, 1971
Groundbreaking ceremonies were held for the Redskins new home, Redskins Park, near Dulles Airport.

Future is Now - 1971
Allen guided Washington to the most wins, nine, in 29 years with a 9-4-1 record. It was the first time in 29 years that the Redskins earned a championship playoff game.

Coach of the Year - 1971
George Allen was voted NFL and NFC "Coach of the Year."

NFC Champions - 1972
Washington won their first title in 30 years with a convincing 26-3 win over the defending World Champion Dallas Cowboys in RFK Stadium, following a 16-3 playoff victory over Green Bay. Washington lost 14-7 to Miami in Super Bowl VII in the L.A. Coliseum.

Player of Year - 1972
Larry Brown, honored by all selections as NFL "Player of Year," won NFC rushing title by setting a new Washington rushing record with his 1,216 yards.

NFC Coach of the Year - 1972
For a second year in a row, George Allen awarded "Coach of Year" honors.

IMPORTANT DATES

4th Straight Playoffs - 1974
For the fourth consecutive year, George Allen's "Over the Hill Gang" reached the playoffs.

Jurgensen Retires - May 1, 1975
Quarterback Sonny Jurgensen retired after playing for 18 seasons in the NFL, 11 in a Washington uniform.

All-Time Receiver - Dec. 21, 1975
Washington wide receiver Charley Taylor became the all-time receptions leader in NFL history with his 634th career catch coming against the Eagles in the season's finale.

Milton King Dies - Jan. 23, 1976
Milton King, vice president and treasurer of the Redskins, died at the age of 85.

Return to Playoffs - 1976
By winning the final four games, including wins at Dallas and at St. Louis, Washington made the playoffs for the fifth time in six years under Allen.

Pardee Hired - Jan. 24, 1978
Jack Pardee, former Washington player and coach, was named the 19th head coach in Washington history.

Presidential Visit - Oct. 2, 1978
President Jimmy Carter became the second President ever to attend a regular season NFL game when he and Mrs. Carter, along with son Chip and wife Caron, saw the Monday night Cowboys-Washington clash.

Off to the Races - 1978
By winning the first six games, including wins over rivals Dallas and St. Louis and playoff bound New England, Washington enjoyed their best start in over 35 years.

Good News, Bad News - 1979
The 10-6 record was the ninth consecutive year that Washington finished .500 or better. Both the division title and wild card playoff game were lost in the final seconds of the game in Dallas, 35-34.

100 Straight - 1980
Washington extended the NFL's longest consecutive streak of sellouts to 100, dating back to 1966.

Gibbs Hired - Jan. 13, 1981
Joe Gibbs, offensive coordinator of the San Diego Chargers, became the 20th head coach in Washington history.

Finishing Kick - 1981
Victorious in 8 of their final 11 games, Coach Gibbs and his Washington club set or tied 13 club records.

Huff Inducted - Aug. 7, 1982
Former Washington and NY Giant Sam Huff was inducted into the Pro Football Hall of Fame.

A New Beginning - Sept. 12, 1982
With the 0-5 start of a year ago, the 0-4 preseason fresh on everyone's mind, Mark Moseley lifted the burden with a 26-yard overtime field goal to give Washington a victory over Philadelphia. Moseley had only minutes earlier sent the game into overtime with a 48-yard field goal.

Hogs Take Their Bows - Jan. 15, 1982
The celebrated Hogs created enough holes in the Viking defense for John Riggins to plow for a Washington playoff record 185 yards, leading Washington to a 21-7 win and a spot in the NFC Championship. Before leaving the game, Riggins gallantly bowed to the 54,000-plus Washington faithful who roared in approval.

Strike! - Sept. 21, 1982
The NFL players walked out in a strike that would last until Nov. 17. In all, eight games were missed, seven cancelled.

Holy Moseley! - Dec. 19, 1982
With time running out, the game on the line, with an NFL record at stake, Mark Moseley beat the Giants by booting his 21st straight field goal in a snowy RFK Stadium. The kick broke Garo Yepremian's record of 20 consecutive field goals made and gave Washington a 15-14 win. Also, in the game, John Riggins became only the fifth back in NFL history to exceed 2,000 carries (Payton, Simpson, Brown, and Harris are the others).

A Whitewash - Jan. 2, 1983
For the first time since 1980, Washington posted a shutout by beating the Cardinals 28-0. Their 8-1 record was the best in the NFC, giving them home-field advantage throughout the playoffs. The 128 points given up by the Washington defense is the fewest in the NFL.

Sweet Revenge - Jan. 22, 1983
Washington avenged their only loss of the season, setting back the Cowboys, 31-17, to reach their second Super Bowl, and first in 10 years.

Super Bowl Win! - Jan. 30, 1983
Washington won Super Bowl XVII downing the Dolphins 27-17. Their win streak reached eight, and 15 of 16 and 20 of 24 over two seasons. Jack Kent Cooke accepted the Super Bowl Trophy from Pete Rozelle in the locker room as MVP Riggins boasts, "Ron may be President, but for tonight, I'm King." The team's 12-1 record was the fifth best NFL mark in the last 50 years, and their best ever.

Hails from the Chief - Jan. 31, 1983
President Reagan and Mrs. Reagan were at Dulles Airport to greet the World Champions as they arrived back from California.

Parade of Stars - Feb. 3, 1983
The entire city of Washington celebrated as the team paraded before some 500,000 fans in a downtown ceremony amidst pouring rain. Coach Gibbs holds up the Super Bowl Trophy and proclaimed, "This is for you."

High Honors - 1983
Joe Gibbs was named Coach of the Year. Mark Moseley was the first special teams player in history named NFL MVP by Associated Press, Joe Theismann was Miller Man of the Year, and five Washington players (the most since 1972) were named to the Pro Bowl: Moseley, Theismann, Tony Peters, Charlie Brown and Mike Nelms. Later, Bobby Beathard was named Executive of the Year. And Riggins, who had four straight 100-yard rushing playoff games, the first ever to do so, won a car as Super Bowl MVP.

Jurgy to Mitch - July 30, 1983
Former Washington greats — quarterback Sonny Jurgensen and receiver Bobby Mitchell — were inducted into Pro Football's Hall of Fame.

Monday Night Fever - Oct. 1, 1983
Washington lost 48-47, in the highest scoring game in night football history. Washington and the Packers combined for over 1,000 yards of total offense.

IMPORTANT DATES

The Diesel Keeps On Trucking - Nov. 20, 1983
John Riggins set an NFL record as his consecutive games with rushing touchdowns reached 12 while notching his 19th touchdown of the year to tie that NFL mark. John's streak ended at 13 consecutive games while he went on to establish an NFL record 24 touchdowns.

Doomsday Showdown - Dec. 11, 1983
Dressed in army fatigues, Washington marched into Dallas to do battle. The result was a convincing 31-10 victory in Dallas to gain sole possession of first place in the NFC East. It was a game that saw Tony Dorsett held to 34 yards on 14 carries (one yard on five carries in the second half) and scores from four different Washington players.

Alone on a Hill - Dec. 17, 1983
For the second year in a row, Washington finished with the best record in the NFL. Their 31-22 victory over the Giants capped a remarkable 14-2 regular season. It was the first time in the history of the League that an NFC team compiled so many victories.

One-Two Punch - 1983
Mark Moseley's NFL kick scoring record of 161 points, and Riggins' total of 144 points, topped the entire NFL. It was the first time since 1951 that the number one and two scorers played on the same team. Their total of 305 points surpassed the totals of eight other clubs.

Ring Out the Rams - Jan. 1, 1984
Washington rang in the New Year by drubbing the L.A. Rams 51-7 in the most lopsided playoff game in 26 years. The team set or tied 13 club playoff marks with the 44-point margin of victory, the greatest in the 47-year history of the club.

Three of a Kind – 1985
The 10 victories marked a third consecutive season that Washington won 10 or more games, equaling a club-best streak set from 1972-74. The 35 wins in those three seasons were a club record for wins over a three-year period. Threes were also meaningful for offensive linemen Joe Jacoby and Russ Grimm, who each earned a third consecutive trip to the Pro Bowl. Receiver Art Monk (91 catches) went for a second straight time.

Happy Birthday - Feb. 13, 1986
The Washington entered their 50th season in the Nation's Capital, celebrating the franchise's move from Boston to Washington.

Rally Ho - 1986
Headed by Coach Ray Flaherty of the 1937 World Champions, former players and coaches gathered to kickoff the 1986 season.

Little Mr. Big - Oct. 27, 1986
WR Gary Clark accounted for 241 receiving yards (on 11 catches) to break teammate Art Monk's club record on Monday Night TV.

Showdown - Nov. 23, 1986
Eager to avenge their first loss of 1986, Washington came out smokin' against Dallas. The 34-0 first half lead marked the most points the Cowboys had ever allowed in a single half of play. The Washington 41-14 win was their most points ever against the Cowboys.

Gibbs Gets #70 - Jan. 3, 1987
Head Coach Joe Gibbs became the winningest coach in Washington history, gaining his 70th win as the team defeated the Bears 27-13 in a divisional playoff.

A Giant Step - Jan. 11, 1987
With 15 new faces on the roster, Washington played in their third NFC Championship game in five years.

Pro Bowlers, Again - Feb. 1, 1987
Hogs Russ Grimm and Joe Jacoby returned to the Islands of Hawaii for the fourth consecutive season. Joined by Art Monk, Darrell Green, Gary Clark, Dexter Manley, and Jay Schroeder, Washington equaled a club record seven participants in the annual classic.

NFLPA Strike – 1987
NFL players walked out following the second week of the regular season.

Perfect - Oct. 19, 1987
Washington "replacement" players closed out their season with a perfect 3-0 mark. The team held on to defeat Dallas, 13-7, in Texas Stadium.

Relief Pitcher - Dec. 26, 1987
Quarterback Doug Williams connected on 11-of-22 for 217 yards and two touchdowns in Minnesota. The 27-24 overtime victory is highlighted by a Ricky Sanders 51-yard catch-and-run to force sudden death. Haji-Sheikh kicks the game winner.

The Bear Facts - Jan. 10, 1988
For the second consecutive season, Washington traveled to Chicago for a divisional playoff game. After trailing 14-0 in the second quarter, the team rallied to win 21-17. Darrell Green provided the game-winning points on an electrifying 52-yard punt return, as Washington advanced to the NFC Championship Game for the fourth time in six seasons.

NFC Champs! - Jan. 17, 1988
Washington defeated Minnesota, 17-10, as Doug Williams connected with Gary Clark to break a 10-10 fourth quarter deadlock. Washington became the first team to advance to the Super Bowl three times in the 1980s.

World Champs! - Jan. 31, 1988
Twenty Super Bowl records were broken en route to a 42-10 decision over the Denver Broncos. Quarterback Doug Williams is named the game's MVP as he connected on 18-of-29 for a record 340 yards. His four touchdown passes tie another record as the team scores five times in five possessions in the second quarter alone.

100 Wins - Dec. 10, 1989
Joe Gibbs registered his 100th career win as head coach of Washington as the team defeated San Diego, 26-21. Only six other coaches reached 100 wins faster than Gibbs.

Monk Moves Up - Dec. 10, 1989
Art Monk moved into third place on the all-time NFL receiving list, ahead of friend and receivers coach Charley Taylor, in Washington's 26-21 win vs. San Diego.

A Lion of a Comeback - Nov. 4, 1990
Washington equaled the greatest comeback in club history with a 41-38 overtime win at Detroit. Down by 21 points in the third quarter and 17 points entering the fourth, Jeff Rutledge rallied the team by passing for 363 second-half yards (30-42). The game winning points came on a Chip Lohmiller 34-yard field goal in overtime.

700 Catches - Nov. 18, 1990
Art Monk became only the third player in NFL history to catch 700 passes when he hauled in four receptions against the Saints in RFK.

IMPORTANT DATES

Ringing in the New Year - Jan. 5, 1991
Washington pushed their playoff record to 12-3 under Joe Gibbs with a solid team effort 20-6 win over the Eagles at Veterans Stadium.

Perfect Start - 1991
For the first time in franchise history, Washington opened the year with 11 straight victories.

One of the Best - 1991
Washington became only the sixth team in NFL history to record 17-or-more wins in a single season by posting a 17-2 overall mark (best in team history).

Hog Protection - 1991
In 16 games, the "Hogs" allowed a league-low and club-record nine sacks. It was the third lowest total in NFL history.

A Class Act - Dec. 22, 1991
Art Monk becomes only the second player in NFL history to catch 800 passes when he caught five passes in the season finale at Philadelphia.

NFC Champs - Jan. 12, 1992
For the fourth time under Joe Gibbs, and the fifth time in franchise history, Washington returned to the Super Bowl with a 41-10 win over Detroit in the NFC title game.

World Champs! - Jan. 26, 1992
Washington claimed their third Super Bowl win under Gibbs. The team knocked out Buffalo 37-24 and Mark Rypien was named Super Bowl MVP after completing 18 passes and throwing two touchdowns. Gary Clark and Art Monk both caught seven passes, with Clark gaining 114 yards and one TD, and Monk adding 113 yards. Brad Edwards had two interceptions and the defense sacked Bills QB Jim Kelly five times.

Pro Bowl Record - Feb. 2, 1992
Washington set a club record with eight players earning a selection to the Pro Bowl. Jim Lachey and Darrell Green were named starters, while Gary Clark, Chip Lohmiller, Charles Mann, Earnest Byner and Mark Schlereth also were named to the NFC squad.

New Redskin Park Opens - Aug. 24, 1992
Washington moved into their new training complex set on a picturesque 160 acres in Loudoun County, Va. The building is more than 70,000 square feet to complement four practice fields.

Monk is #1 - Oct. 12, 1992
Art Monk became the NFL's all-time leading pass receiver against Denver on Monday Night in Week 5. His 820th career catch was a 10-yarder with 3:12 remaining in the 4th quarter.

Joe Gibbs Resigns - March 5, 1993
After 12 seasons guiding Washington to four Super Bowls, three titles, a 16-5 playoff mark and a 140-65 career record, Joe Gibbs stepped down as head coach. Richie Petitbon is hired as the 21st coach in club history.

Turner Hired - Feb. 2, 1994
Norv Turner, offensive coordinator of the Dallas Cowboys, became the 22nd coach in team history.

Coleman Becomes All-Time Leader - Oct. 9, 1994
Linebacker Monte Coleman played in his 206th career game breaking Art Monk's team record for games played. Monte, tied with Sammy Baugh for most seasons as a member of the organization with 16, ended his career with 216 games played. Darrell Green would take over the record in 1998.

Pro Bowl - 1994
Linebacker Ken Harvey and punter Reggie Roby earned selection to the NFC squad. Harvey led the NFC in sacks with 13.5 and Roby became the first Washington punter selected to the Pro Bowl since Sam Baker in 1958.

BIG Upset Wins - Oct. 1, 1995
Washington's 27-23 win over 13-point favorite Dallas was the team's biggest upset win since defeating the Cowboys, 34-31, on December 11, 1966. The team was 17-point underdogs in the rematch at Texas Stadium, but came up with a 24-17 win. It was the biggest upset win in the NFL since 1980.

Pro Bowlers - 1995
Linebacker Ken Harvey earned his second straight starting assignment in the Pro Bowl, while kick/punt returner Brian Mitchell was honored with his first Pro Bowl selection. Mitchell led the NFC in kickoff returns with a 25.6-yard average and was second in the NFL in punt returns (12.6-yard average).

New Stadium - March 13, 1996
Washington owner Jack Kent Cooke, Maryland Gov. Parris N. Glendening and Prince George's County Executive Wayne Curry signed a contract paving the way for the immediate start of construction for the new home of the team in Prince George's County.

Gibbs To Hall - July 27, 1996
Joe Gibbs is inducted into the NFL Hall of Fame.

Allen Passes Riggo – 1996
Terry Allen rushed past John Riggins' single-season rushing record, gaining 1,353 yards. Allen also led the NFL in touchdowns with 21 TDs.

Pro Bowlers – 1996
Washington sent their largest amount of representatives to the Pro Bowl since the 1991 season, when running back Terry Allen, quarterback Gus Frerotte, cornerback Darrell Green, linebacker Ken Harvey and punter Matt Turk made the trip to Hawaii.

So Long RFK - Dec. 16, 1996
Washington played their final home game at Robert F. Kennedy Memorial Stadium against the Dallas Cowboys. With greats from the past on hand, the team defeated the Cowboys 37-10. Washington finished 173-102-3 at RFK, including 11-1 in the playoffs.

Jack Kent Cooke Passes Away - April 6, 1997
Jack Kent Cooke, only the second owner in team history, died of congestive heart failure at the age of 84. At his memorial service, John Kent Cooke, Sr. announced the new stadium would be called Jack Kent Cooke Stadium.

Big Jack Opens - Sept. 14, 1997
The team christens Jack Kent Cooke Stadium in style with a 19-13 overtime win over the Arizona Cardinals. In overtime, rookie Kenard Lang forced a fumble that was recovered at the Cardinals 35-yard line. Two plays later Gus Frerotte threw a 40-yard scoring strike to a leaping Michael Westbrook in the end zone.

Green is Tops - Dec. 13, 1997
Cornerback Darrell Green played in his 217th career game as a Washington player breaking Monte Coleman's team record for games played.

Pro Bowlers - 1997
Darrell Green earns his seventh Pro Bowl selection in his 15th season. He is also joined by fellow cornerback Cris Dishman, while linebacker Ken Harvey is selected for the fourth straight year and punter Matt Turk makes his second straight appearance.

Mitchell Joins Brown - 1998
Brian Mitchell led the NFL in total combined net yards for the fourth time joining Hall of Famer Jim Brown as the only players in NFL history to lead the league in total combined net yards four

IMPORTANT DATES

times.

Skip-In to the End Zone- Dec. 13, 1998
Rookie running back Skip Hicks sets a club rookie record with eight rushing touchdowns, breaking Don Bosseler's record of seven set in 1957.

Organization is Sold - May 25, 1999
Daniel M. Snyder gained unanimous approval (31-0) from league owners to become the fourth owner in franchise history. Snyder buys the team for a record $800 million - the most ever for an American sports franchise.

Welcome to FedExField - Nov. 21, 1999
The organization partners with Federal Express Corporation, re-naming Jack Kent Cooke Stadium, FedExField.

Winning the East - Dec. 26, 1999
Washington overcame a 10-point fourth quarter deficit to defeat the 49ers 26-20 in overtime. The win gave the team their first NFC East crown since 1991.

Records Fall - 1999
Brad Johnson (Below) completed the season with 316 completions - most ever by a Washington player. His 4,005 yards and 519 attempts are second in club history. Stephen Davis' 1,405 yards are the most ever by a Washington player. He led all NFC rushers, and earned his first birth to the Pro Bowl. Darrell Green increases his team records with his 50th interception and played in his 250th game.

Leadership Council - Jan. 2000
Owner Daniel M. Snyder introduced the Washington Redskins Leadership Council, the Redskins' foundation.

Homeward Bound - July 20, 2000
The team opens training camp at home for the first time, welcoming fans to the team facility in Ashburn, Va.

Alumni Recognized - Aug. 24, 2000
Alums Joe Gibbs, Dexter Manley and Art Monk are inducted into the Ring of Fame.

Turner Out, Robiskie In - 2000
Norv Turner was dismissed as Head Coach after 13 games. Terry Robiskie was named interim head coach to finish out the season on Dec. 4, 2000.

Centers Sets Mark - Dec. 24, 2000
Larry Centers became the NFL's all-time leader in catches by a running back with 685 receptions.

Smith "Sacks" the Record Books - Dec. 24, 2000
Bruce Smith sets NFL record with his 13th 10-sack season.

NFL Attendance Record - 2000
Washington set an NFL record for attendance with a season total of 647,424. Average home attendance at FedExField was 80,928.

Schottenheimer Takes Command - Jan. 3, 2001
Marty Schottenheimer signed on as the franchise's 24th head coach.

Return to Carlisle - July 29, 2001
Washington returned to Dickinson College in Carlisle, Pa., for training camp after a six-year hiatus, re-establishing a 32-year summer tradition (1963-94).

Washington **Relief Fund - Sept. 13, 2001**
The organization announced the establishment of the Relief Fund for the benefit of families of the victims of the September 11th tragedy at the Pentagon. Over the course of the season, the team raised over $700,000.

Washington **Makes NFL History - Nov. 25, 2001**
Washington set an NFL record, becoming the first team in history to win five consecutive games after losing their first five. The team would go on to win eight of the last 11 games, following the 0-5 start.

More Records for Davis - Jan. 6, 2002
Stephen Davis became the first player in team history to rush for more than 1,000 yards for three consecutive seasons. He finished the 2001 campaign rushing for 1,432 yards on 356 carries, both career and team single-season records for the Pro Bowl running back.

Arrival of Head Ball Coach - Jan. 14, 2002
Owner Daniel M. Snyder announced former Heisman Trophy winner and offensive genius Steve Spurrier as the club's 25th head coach. Marvin Lewis, with his proven track record of defensive success, is brought on board shortly thereafter as assistant head coach and defensive coordinator, making the team a dangerous foe on both sides of the ball.

Allen Voted to the Hall - Feb. 2, 2002
George Allen, who coached Washington from 1971 to 1977 and posted a record of 67-30-1 and led them to two NFC Championships, was voted into the NFL Hall of Fame. Allen, after being named one of the 70 Greatest Washington players of all time, was enshrined in the Hall on Aug. 4, 2002.

Kickoff Overseas - Aug. 3, 2002
Head Coach Steve Spurrier made his Washington debut in a 38-7 victory over the San Francisco 49ers in the 2002 American Bowl in Osaka, Japan. Washington finished the game with 479 yards of offense, including 434 passing yards.

Off to a Good Start - 2002
Washington finished out the preseason with a 4-1 mark, setting a team record with 164 preseason points. The previous team record was 156 points, set in 1975 in six games.

IMPORTANT DATES

Naming 70 Greats - June 13, 2002
The 70 Greatest Players in team history were announced in June by a blue-ribbon panel, which selected the team's leading on-field contributors in celebration of the franchise's 70th Anniversary. Spanning the entire history of the team, since it's founding in Boston in 1932, the 70 Greatest Players encompassed three head coaches and 67 players.

70th Anniversary Weekend - Oct. 2002
The 70 Greatest Players were honored in a weekend of festivities, culminating in a special halftime ceremony during a 31-26 Washington victory over the Indianapolis Colts. The celebration reunited the 70 Greats with a black-tie gala event, an alumni and media brunch, dinner party and pre-game barbeque at FedExField. The anniversary season was also commemorated through "retro" uniforms worn at home games all year, featuring a one-season return to the team's spear-and-feather helmet logo, as well as jersey and pants colors and design that reflected back to the 1960s midpoint of the team's storied history.

Green's Last Game - Dec. 29, 2002
Darrell Green concluded his 20th and final season with the club and the NFL, defeating the longtime rival Dallas Cowboys, 20-14. During his 20 years, Green set an NFL record for consecutive seasons with at least one interception (19) and a team record for regular season games played (295) and started (258). In a special pre-game ceremony at the Dallas game, Green was honored by his teammates and by fans. His name was also added to the Ring of Fame.

Downright Defensive – 2002
Under the guidance of assistant head coach and defensive coordinator Marvin Lewis, Washington finished the season ranked 5th in the NFL in total defense, an improvement from 10th during the 2001 season. The club's defense ranked in the league's top-10 for the last three seasons.

Consistently Coles - Oct. 12, 2003
With his six receptions against Tampa Bay, Laveranues Coles set a modern day NFL record for at least five receptions in 19 consecutive games.

Bruce Sacks Record - Dec. 7, 2003
Bruce Smith broke the NFL all-time sack record against the Giants. Smith finished his career with an impressive 200 sacks.

Spurrier Resigns - Dec. 30, 2003
Steve Spurrier resigned as the 25th Head Coach in franchise history.

Gibbs Returns - Jan. 7, 2004
Owner Daniel M. Snyder announced that Joe Gibbs would return as Head Coach.

500th Win - Sept. 12, 2004
Washington earned the 500th franchise victory, defeating Tampa Bay 16-10.

Gibbs - Oct. 23, 2005
Head Coach Joe Gibbs earned his 150th overall victory against the San Francisco 49ers, with a decisive 52-17 win.

Franchise Records – 2005
Wide receiver Santana Moss and running back Clinton Portis both set team records at their respective positions. Moss broke Bobby Mitchell's record for most receiving yards in a season with 1,483. The previous mark was 1,436 set in 1963. Portis set a new record for rushing yards in a season with 1,516, previously held by Stephen Davis with 1,432 yards in 2001. Portis also recorded a franchise-high nine 100-yard rushing games in 2005.

Playoff Win - Jan. 7, 2005
Washington earned their first playoff victory since 1999, defeating the Tampa Bay Buccaneers by a score of 17-10 in the NFC Wild Card Playoff game in Tampa Bay.

Taylor Tragedy - Nov. 27, 2007
Washington Pro Bowl safety Sean Taylor died one day after he is shot by an intruder in his Miami home. Taylor's death devastated coaches and teammates. Meanwhile, fans created a memorial outside the facility honoring Taylor's memory.

In Taylor's Memory - Dec. 2, 2007
Sadness swept over FedExField as the organization and its fans mourned the tragic death of safety Sean Taylor just five days earlier. Fans left flowers, cards and mementos at a makeshift memorial outside the stadium. The team hosted a pre-game tribute to Taylor, including a moving four-minute video on the Jumbotron. Washington lost to the Buffalo Bills, 17-16, but this was a day devoted to the memory of Taylor. A day after the game, the entire organization traveled to Miami for Taylor's funeral.

Gibbs Retirement - Jan. 8, 2008
Citing a need to spend more time with family, 67-year-old Hall of Fame Coach Joe Gibbs announced his retirement as Head Coach and President of the club.

Zorn Hired - Feb. 10, 2008
Owner Daniel M. Snyder welcomed Jim Zorn, a long-time Seattle Seahawks quarterback and assistant coach, as the franchise's 27th head coach, ushering in a new chapter in Washington history.

Monk and Green Inducted - Aug. 2, 2008
Wide Receiver Art Monk and cornerback Darrell Green are inducted into the Pro Football Hall of Fame.

Zorn's First Win - Sept. 14, 2008
Head Coach Jim Zorn registered his first NFL victory as the team defeated the New Orleans Saints 29-24 in the regular season opener at FedExField.

Taylor Honored - Nov. 30, 2008
Sean Taylor was honored and placed in the Ring of Fame in an emotional pregame ceremony prior to the Washington vs. NY Giants game. Taylor became the 43rd member to be inducted. Taylor's father Pedro, fiancé Jackie, daughter Jackie and mother Donna were present to celebrate the life and accomplishments of Taylor in front of a capacity crowd at FedExField.

Bruce Smith Inducted - Aug. 8, 2009
Defensive End Bruce Smith is inducted into the Pro Football Hall of Fame.

Allen Hired - Dec. 17, 2009
Bruce Allen, son of Pro Football Hall of Famer and Washington legend George Allen, is hired as Executive Vice President/General Manager.

Shanahan Takes Over - Jan. 6, 2010
Mike Shanahan, who won consecutive Super Bowls following the 1997 and 1998 seasons with the Denver Broncos, is hired as the club's Executive Vice President/Head Coach.

Russ Grimm Inducted - Aug. 7, 2010

IMPORTANT DATES

Russ Grimm becomes the first member of the beloved Hogs inducted into the Pro Football Hall of Fame.

Shanahan's First Win - Sept 12, 2010
Head Coach Mike Shanahan registered his first victory with Washington on Sunday Night Football at home against the division rival Dallas Cowboys, 13-7. Linebacker Brian Orakpo's pass rush drew a holding penalty that negated a Cowboys' touchdown on the final play of the game, giving Washingtonthe win.

DeAngelo Hall Ties Interception Record - Oct. 24, 2010
Cornerback DeAngelo Hall tied an NFL record and Washington record by totaling four interceptions against the Chicago Bears at Soldier Field in Week 7. He became the 19th NFL player and third Washington player to accomplish this feat in a game.

DeAngelo Hall Named Pro Bowl MVP - Jan. 30, 2011
Cornerback DeAngelo Hall, appearing in his third Pro Bowl, was named the game's MVP after he recorded an interception and returned a fumble 34 yards for a touchdown.

Hall of Fame Hanburger - Aug. 6, 2011
Legendary linebacker Chris Hanburger is inducted into the Pro Football Hall of Fame.

10th Year Anniversary of 9/11 - Sept. 11, 2011
Washington honors the victims of the Sept. 11, 2001 tragedy on the 10th anniversary of the terrorist attacks as the team hosts the New York Giants at FedExField in the 2011 season opener. Gen. Colin Powell tosses the ceremonial coin as the team opens the 2011 season with a 28-14 win against the eventual Super Bowl Champion Giants.

Chris Cooley Becomes Top Tight End - Sept. 11, 2011
Tight end Chris Cooley recorded two receptions against the New York Giants in the 2011 season opener to pass Jerry Smith for the franchise lead in receptions by a tight end.

Burgundy and Gold Goes Green - Sept. 18, 2011
Washington launches 8,000 solar panels at FedExField prior to the team's 22-21 win against the Arizona Cardinals. The panels were installed to be capable of meeting the stadium's power needs on non-game days and providing up to 20 percent of the needed electricity on game days – the equivalent of providing 300 homes with energy for a full year.

Richie Petitbon Recognized - Dec. 24, 2011
Former Washington player and coach Richie Petitbon is inducted as the 45th member of the team's Ring of Fame.

Blockbuster Trade - March 10, 2012
Washington and the St. Louis Rams officially announce that they have agreed to a trade that gives Washington the rights to the No. 2 overall pick in the 2012 NFL Draft. The league formally approved the deal on March 14. On April 26, the team goes on to select eventual AP Offensive Rookie of the Year Robert Griffin III with that pick.

Celebrating 80 Years - May 10, 2012
From the inside of the newly built Indoor Training Facility, the team launches their 80th Anniversary celebration. The organization would spend the offseason touring the D.C., Maryland and Virginia areas as part of its "Thank You Tour" to commemorate the anniversary with the fans. The event also featured the debut of the team's 1937-inspired alternate uniforms as well as the start of voting for the 10 newest additions to the 80 Greatest Players.

Clinton Portis Officially Retires - Aug. 23, 2012
Running back Clinton Portis officially announces his retirement from the NFL in a press conference at the team facility. He exited the NFL ranking second in franchise history in rushing yardage (6,824), carries (1,667) and rushing touchdowns (46).

Welcome to the NFL, Rookie - Sept. 9, 2012
In Week 1 at New Orleans, Robert Griffin III becomes the first rookie to start at quarterback for Washington in Week 1 since Norm Snead on Sept. 17, 1961. Griffin III becomes the first player in NFL history to compile 300-plus passing yards, two or more passing touchdowns and no interceptions in an NFL debut, leading Washington to a 40-32 win against the Saints.

"10 for 80" Honored - Nov. 4, 2012
At halftime of the team's Homecoming Game against Carolina, Washington honors the 10 members of the organization selected to complete the 80 Greatest Players. The honorees include LaVar Arrington, Bobby Beathard, Joe Bugel, Terry Hermeling, Jon Jansen, Roy Jefferson, Richie Petitbon, Clinton Portis, Chris Samuels and Sean Taylor.

Turkey Day Triumph - Nov. 22, 2012
Washington gets their first Thanksgiving Day win in Dallas in team history, defeating the Cowboys, 38-31. Washington explodes for 28 second-quarter points, and quarterback Robert Griffin III - who had a four-touchdown game vs. Philadelphia a week earlier - throws four touchdown passes to become the first player in franchise history to pass for four touchdowns in consecutive games.

Hawaii Bound - Dec. 26, 2012
The NFL announces that linebacker/special teamer Lorenzo Alexander, quarterback Robert Griffin III and tackle Trent Williams have been selected to the 2013 Pro Bowl. Linebackers Ryan Kerrigan and London Fletcher are later added to the roster, giving the club five Pro Bowlers for the first time since 1996.

How The East Was Won; Morris Surpasses Portis - Dec. 30, 2012
Washington secures its first NFC East title in 13 years with a 28-18 win against the Dallas Cowboys in a win-or-go-home tilt at FedExField. Washington rolls up 274 rushing yards in a game "flexed" into primetime by the NFL. In the process, rookie running back Alfred Morris rushes for 200 yards and pushes his season total to 1,613, breaking Clinton Portis' team record for rushing yards in a single season.

End of an Era - Jan. 11, 2013
After 30 seasons, the beloved "Hogettes" decide to hang up their snouts, floppy hats and dresses in announcing their intent to retire. The group says it will continue to help raise money for local children's charities, just in more "incognito" fashion.

Rookie of the Year - Feb. 2, 2013
Robert Griffin III is named AP Offensive Rookie of the Year, making him the third Rookie of the Year in team history and the first since Mike Thomas in 1975.

Road Trip to Richmond - July 25, 2013
Washington holds their first Training Camp session at the brand new Bon Secours Washington Training Center in Richmond, Va. During the three-week span, more than 150,000 fans attend the team's inaugural camp in the capital.

Artful Performance By Garçon - Dec. 22, 2013
Wide receiver Pierre Garçon posts a career-high 11 receptions in Week 16 vs. Dallas, pushing his season total past Pro Football Hall of Famer Art Monk's team record for receptions in a single season (106 in 1984). Garçon would finish the season with a league-leading 113 receptions.

Here's Jay - Jan. 9, 2014
Jay Gruden is named the 29th head coach in franchise history. At 46 years of age, the former offensive coordinator for the Cincinnati Bengals becomes the team's youngest head coaching hire since hiring eventual Pro Football Hall of Famer Joe Gibbs at 40 years of age in 1981.

Jay's First Win - Sept. 14, 2014
Jay Gruden earns his first win as head coach as the defense runs

IMPORTANT DATES

wild in a 41-10 home win against the Jacksonville Jaguars. The unit tied a team record with 10 sacks, including a team-record-tying four-sack effort from linebacker Ryan Kerrigan.

Rypien in the Ring - Oct. 19, 2014
Super Bowl XXVI MVP Mark Rypien is inducted as the 46th member of the Ring of Fame at halftime of an overtime win against the Tennessee Titans on Alumni Homecoming Weekend.

You Like That! Historic Comeback - Oct. 25, 2015
Washington overcomes a 24-0 second quarter deficit to post the largest comeback in team history in a 31-30 win against Tampa Bay. Following the game, quarterback Kirk Cousins exclaims "You like that!" while walking back to the locker room. The moment is captured on camera and goes viral, becoming a rallying cry for the team's NFC East championship run.

Bostic and Coleman Enter the Ring - Oct. 25, 2015 and Dec. 20, 2015
Center Jeff Bostic and linebacker Monte Coleman become the 47th and 48th members of the Ring of Fame. Bostic is enshrined during a Week 7 win vs. Tampa Bay and Coleman is honored during a Week 15 win vs. Buffalo.

Win No. 600... In Style - Dec. 26, 2015
Washington becomes the fifth NFL franchise to record 600 combined regular season and postseason wins all-time with a 38-24 win in Philadelphia. The victory also secures the team's 15th division title in team history.

Records Fall in Dallas - Jan. 3, 2016
Having already clinched the NFC East a week earlier, Washington faces the Cowboys in Week 17 with individual records on the line. Quarterback Kirk Cousins breaks the team's single-season passing yardage record during the game on a 28-yard pass to receiver Jamison Crowder. Later in the game, Crowder catches his 59th reception of the season, a team rookie record.

The Park Welcomes Inova - July 25, 2016
As the team departs for Training Camp, the team announces a new health and wellness partnership with Inova, including renaming the team's Ashburn headquarters to the Inova Sports Performance Center.

Washington Goes International - Oct. 30, 2016
Washington makes their European debut when they face the Cincinnati Bengals at Wembley Stadium in London. The back-and-forth game becomes one of the season's most entertaining, as the team storms back to force overtime, but a missed field goal in the extra frame results in a 27-27 draw.

Beathard Honored - Nov. 13, 2016
Former General Manager Bobby Beathard is inducted as the 49th member of the Ring of Fame at halftime of the team's victory against the Minnesota Vikings.

Pro Bowl Bound - Dec. 20, 2016
Four Washington players — linebacker Ryan Kerrigan, tight end Jordan Reed, guard Brandon Scherff and tackle Trent Williams — are selected to the 2017 Pro Bowl. Reed and Scherff's selections are their first of their careers, while Williams becomes only the third member of the franchise since 1970 to earn five consecutive Pro Bowl selections.

From MVP to Senior VP - June 13, 2017
Washington announces that Doug Williams, Super Bowl XXII MVP, has been promoted Senior Vice President of Player Personnel after three-plus years as a personnel executive with the team. Said Williams, "I've been around the circuit, but there's nothing like coming back here to a place that gave you an opportunity to be on top of the stage in football. Washington did that for me."

A Thanksgiving to Remember - Nov. 23, 2017
Washington hosts their first Thanksgiving home game in franchise history, earning a 20-10 win against the New York Giants. After the game, wide receiver Jamison Crowder, quarterback Kirk Cousins, linebacker Ryan Kerrigan and most of the offensive line chomp on turkey legs during postgame interviews with NBC's Michele Tafoya.

Pro Bowl Trio - Dec. 19, 2017
Linebacker Ryan Kerrigan, guard Brandon Scherff and tackle Trent Williams all earn Pro Bowl honors. Together, Scherff and Williams became the first Washington offensive line duo collectively named to the Pro Bowl in consecutive seasons since the duo of Russ Grimm and Joe Jacoby earned selections four straight times following the 1983-86 seasons.

Rings for Replacements - June 12, 2018
After 31 years, Washington honors replacement players from the team's 1987 squad with Super Bowl rings in a ceremony at Inova Sports Performance Center. Charley Casserly, who served as the team's Assistant General Manager in 1987 and helped build the replacement squad, hosted the event and welcomed more than 25 players in attendance. The ceremony culminated with the surprise appearance of 1987 Super Bowl champions Doug Williams, Gary Clark and Dexter Manley, who joined the replacement players for a group photo.

Beathard Inducted into Hall of Fame - Aug. 4, 2018
Former Washington General Manager Bobby Beathard was enshrined in Canton, Ohio at the Pro Football Hall of Fame as a member of the Class of 2018. Beathard helped guide the franchise to three Super Bowl appearances, including victories in Super Bowl XVII and XXII during his 11 year tenure. In his 11 seasons as general manager the team posted a .625 winning percentage which was the best mark in the NFC and second best mark in the NFL in that span.

600th Regular Season Victory - Dec. 16, 2018
With a 16-13 victory over the Jacksonville Jaguars at TIAA Bank Stadium in Jacksonville, Fla., Washington became just the fifth team in NFL history to record 600 regular season victories. Washington joined the Chicago Bears, Green Bay Packers, New York Giants and Pittsburgh Steelers as the only franchises in NFL history to accomplish the feat. Head Coach Jay Gruden presented Owner Daniel Snyder with a game ball following the victory.

London Fletcher Enters Ring of Fame - Sept. 23, 2019
London Fletcher is inducted as the 50th member of the Ring of Fame at halftime of the team's Monday Night Football matchup against the Chicago Bears.

IMPORTANT DATES

Samuels Enters the Ring - Oct. 20, 2019
Chris Samuels is inducted as the 51st member of the Ring of Fame at halftime of the team's matchup against the San Francisco 49ers in Week 7 at FedExField.

Way and Scherff Selected to Pro Bowl - Dec. 17, 2019
Tress Way and Brandon Scherff are both named to the 2019 Pro Bowl in Orlando, Fla. Way earns his first Pro Bowl selection and is named the starting punter for the NFC, becoming the first Washington punter since Matt Turk in 1998 to be named a Pro Bowler. Scherff earns his third Pro Bowl selection, becoming the ninth offensive lineman in franchise history to earn three-plus Pro Bowl selections.

Entering the Rivera Era - Jan. 1, 2020
Owner Dan Snyder announces that Ron Rivera will become the 30th head coach in franchise history. The two-time Associated Press NFL Coach of the Year brings more than 20 years of coaching experience to Washington along with nine at the helm of the Carolina Panthers.

AP Given Art Rooney Sportsmanship Award - Feb. 1, 2020
Adrian Peterson becomes the sixth player in NFL history and first member of the franchise to earn the Art Rooney Sportsmanship Award at NFL Honors in Miami, Fla. The award is given to an NFL player who best demonstrates the qualities of on-field sportsmanship, including fair play, respect for the game and opponents, and integrity in competition.

Washington and Jennifer King Make History - Feb. 10, 2020
Washington becomes the first team in NFL history to hire a female African American full-year coaching intern with the hiring of Jennifer King. King will primarily work with the running backs and will spend an entire calendar year with the team helping in the offseason and draft preparation all the way through the end of the 2020 regular season.

Dan Snyder Pulls Scouts Off the Road - March 12, 2020
In response to the rapid spread of COVID-19, Owner
Dan Snyder becomes the first NFL owner to pull all scouts off the road and cancel all Top 40 visits in preparation for the NFL Draft. The NFL and all 31 other teams eventually followed suit.

Washington Opens FedExField to National Guard - March 21, 2020
The organization opens the FedExField parking lots to the Maryland National Guard to operate a COVID-19 testing site for residents of Prince George's County. Owner Dan Snyder also makes a $100,000 to the Capital Area Food Bank to help feed families devastated by the global pandemic.

Washington Drafts DE Chase Young - April 23, 2020
Picking the highest in the NFL Draft since 2012, Washington selects defensive end Chase Young out of Ohio State. Young is widely regarded as one of the best edge rushing prospects to come out of college in the past decade. Young holds the single-season sack record at Ohio State with 16.5 sacks as a junior in 2019.

Mitchell's Number is Retired - June 20, 2020
Owner Dan Snyder announces that the team is retiring the No. 49 in honor of the late Bobby Mitchell. Mitchell's number becomes only the second ever retired in franchise history. The team also announces the renaming of the lower level of
FedExField in honor of Mitchell

Washington Football Team - June 20, 2020
After undergoing a thorough review of the organization's nickname, the team announces that they will call themselves the Washington Football Team. The former nickname and logo are both officially retired. The team also announces that the process for finding a new team name will continue and the franchise will undertake an in-depth branding process to properly include player, alumni, fan, community and sponsor input.

Washington Starts New Era with Win - Sept. 13, 2020
Washington defeated Philadelphia 27-17 to secure their first win under head coach Ron Rivera. In the victory, first-round draft selection Chase Young made his NFL debut and recorded 1.5 sacks in the victory.

QB Alex Smith Returns to Live Action - Oct. 11, 2020
QB Alex Smith made his first appearance in an NFL game since suffering a severe leg injury in November of 2018. Smith came off the bench to backup Kyle Allen who exited with an injury.

Thanksgiving Day Victory at Dallas - Nov 26, 2020
Washington defeated Dallas 41-16 on Thanksgiving Day. RB Antonio Gibson rushed for three touchdowns becoming the first Washington player to rush for three touchdowns since Robert Kelley did so on November 11, 2016.

Washington Defeats Undefeated Pittsburgh - Dec. 7, 2020
Washington went in to Heinz Field in Pittsburgh and knocked off the 10-0 Steelers, defeating the club 23-17. TE Logan Thomas had nine receptions for 98 yards and a touchdown.

DE Chase Young and T Brandon Scherff Named to 2020 Pro Bowl Roster - Dec. 21, 2020
Scherff was selected as the starting guard for the NFC. His selection is the fourth of his career (2016-17; 2019-20). Scherff joined Trent Williams, Chris Samuels, Len Hauss, Joe Jacoby and Russ Grimm as the only Washington offensive linemen to be selected to the Pro Bowl four-plus times. Young became the eighth rookie in Washington history to be named to a Pro Bowl and the first since quarterback Robert Griffin III in 2012. He became the first defensive rookie since linebacker Brian Orakpo in 2009. Young was the third defensive rookie in franchise history to be named to a Pro Bowl joining Orakpo and Pro Football Hall of Famer Paul Krause. He beacme the youngest player in Washington history to be selected to the Pro Bowl at 21-years old.

Washington Defeats Philadelphia to win NFC East - Jan. 3, 2021
In a must-win, Week 17 game, Washington finished off Philadelphia, 20-14, to clinch their first NFC East title since 2015. In the victory, DE Chase Young recorded a sack, three QBHs and one fumble recovery. WR Terry McLaurin caught a five-yard touchdown to amass 1,000 yards in a season for the first time in his career.

Washington Hires Martin Mayhew as General Manager - Jan. 21, 2021
Mayhew joins Washington with 20 seasons of NFL experience as an executive, including eight seasons as the general manager of the Detroit Lions. He returns to the franchise that he played for from 1989-92 and was a member of the Super Bowl XXVI team. Mayhew spent the previous four season with the San Francisco 49ers, most recently as the club's vice president of player personnel. He held the position of senior personnel executive for the franchise from 2017-18. Mayhew assisted first-time general manager John Lynch and was a major contributor for a personnel department that was vital in the team's Super Bowl appearance in 2019.

Washington Hires Marty Hurney as EVP Football/Player Personnel - Jan. 21, 2021
Hurney joins Washington with 28 seasons of NFL experience as an executive and rejoins the franchise where he started his NFL career as a member of the team's public relations department. Hurney was named the Carolina Panthers General Manager in 2002 and held the position until 2012. He was then brought back as the club's interim general manager in 2017 and maintained the official role from 2018-2020. During Hurney's tenure as general manager, the Panthers appeared in the postseason four times, with two NFC South titles, two trips to the NFC Championship game and an appearance in Super Bowl XXXVIII.

IMPORTANT DATES

Washington Names Jennifer King Assistant Running Backs Coach - Jan. 26, 2021
With the promotion, King becomes the first African American female full-time assistant coach in NFL history. King also becomes the second female assistant position coach in the NFL behind Tampa Bay Buccaneers assistant defensive line coach Lori Locust.

Ron Rivera Named NFC Coach of the Year by the Committee of the 101 - Jan. 28, 2021
Head Coach Ron Rivera is named the NFC Coach of the Year by the Committee of the 101. It is Rivera's third time receiving the honor (2013 & 2015) and he joins George Allen (1971 & 1976) and Joe Gibbs (1983) as the only coaches in Washington franchise history to earn the honor. Rivera joins Dick Vermeil as the only coaches to earn the honor three times in their careers.

DE Chase Young named AP Defensive Rookie of the Year - Feb. 5, 2021
Young, the second overall selection in the 2020 NFL Draft out of Ohio State, played in 15 games (all starts) and led all NFL rookies with 7.5 sacks. He posted 44 total tackles (32 solo) and he added four passes defensed, 12 quarterback hits, four forced fumbles, three fumble recoveries and a fumble return for a touchdown. He had seven games with at least one full sack, the most by a rookie in Washington history and had three games with a sack and a fumble recovery, the most in a season by any player in franchise history. He was the second rookie in Washington history to post at least seven sacks and 10 tackles for loss (Brian Orakpo in 2009), and Young was the only NFL rookie in 2020 to reach those marks. His four forced fumbles tied for the most all-time by a Washington rookie, and he set a franchise rookie record with his three fumble recoveries. Young was selected as both NFC Defensive Player and NFL Defensive Rookie of the Month for December, and he was a PFWA All-NFC honoree – the only 2020 rookie to be selected to an all-conference squad. Young became the eighth rookie in Washington history to be named to a Pro Bowl and the first since quarterback Robert Griffin III in 2012. He was the first defensive rookie since linebacker Brian Orakpo in 2009. Young is the third defensive rookie in franchise history to be named to a Pro Bowl joining Orakpo and Pro Football Hall of Famer Paul Krause.

QB Alex Smith named AP Comeback of the Year - Feb. 5, 2021
Washington QB Alex Smith is named the AP Comeback Player of the Year for 2020. Smith becomes the first player in Washington franchise history to win the award and the first NFC East player to earn the honor since Philadelphia quarterback Michael Vick did so in 2010. Smith becomes the third-consecutive quarterback to win the award, joining Tennessee's Ryan Tannehill (2019) and Andrew Luck (2018). During the 2020 season, Smith made his first appearance since suffering a severe leg injury on November 18, 2018. It was a comeback that surmounted 693 days and several major obstacles. Smith made his first start of the season on November 15, 2020 and threw for a career-high 390 yards while completing a career-high 38 passes.

MILESTONE GAMES

100-YARD RUSHING GAMES

Entering 2021 season — rookies ***stylized***.

Date	Player	Game	W/L/T	Att-Yds-TD
9/17/1989	Gerald Riggs	vs Philadelphia	L	29-221-1
10/8/1933	Cliff Battles	vs NY Giants	W	16-215-1
12/21/1985	George Rogers	at St Louis	W	34-206-1
1/31/1988	Timmy Smith	vs Denver	W	22-204-2
12/30/2012	***Alfred Morris***	***vs Dallas***	***W***	***33-200-3***
11/4/2007	Clinton Portis	at NY Jets	W	36-196-1
11/21/1976	Mike Thomas	at St Louis	W	31-195-1
10/29/1972	Larry Brown	at Giants	W	29-191-1
11/15/1959	Johnny Olszewski	vs Cleveland	L	18-190-1
12/12/1999	Stephen Davis	vs Arizona	W	37-189-1
1/15/1983	John Riggins	vs Minnesota	W	37-185-1
11/21/1999	Stephen Davis	vs NY Giants	W	33-183-1
10/19/2008	Clinton Portis	vs Cleveland	W	27-175-1
12/12/2010	Ryan Torain	vs Tampa Bay	L	24-172-0
10/17/2004	Clinton Portis	at Chicago	W	36-171-0
12/10/2006	Ladell Betts	vs Philadelphia	L	33-171-0
10/21/1945	Frank Akins	vs Philadelphia	W	24-168-2
11/1/1959	Don Bosseler	at Philadelphia	L	23-168-2
11/1/1942	Andy Farkas	vs Philadelphia	W	24-166-1
1/30/1983	John Riggins	vs Miami	W	38-166-1
12/5/1937	Cliff Battles	at NY Giants	W	25-165-2
10/19/1958	Johnny Olszewski	vs Green Bay	W	21-165-1
10/14/1984	John Riggins	vs Dallas	W	32-165-0
11/3/1985	Keith Griffin	at Atlanta	W	16-164-2
12/2/1990	Earnest Byner	vs Miami	W	32-157-3
12/3/2006	Ladell Betts	vs Atlanta	L	28-155-1
12/22/1990	Earnest Byner	at Indianapolis	L	31-154-0
9/19/1993	***Reggie Brooks***	***at Philadelphia***	***L***	***22-154-1***
12/17/1988	***Jamie Morris***	***at Cincinnati***	***L***	***45-152-0***
12/16/1979	John Riggins	at Dallas	L	22-151-2
12/9/1945	Frank Akins	vs NY Giants	W	23-150-1
10/17/1971	Larry Brown	vs St. Louis	W	25-150-0
12/16/1973	Larry Brown	vs Philadelphia	W	26-150-1
12/8/1985	George Rogers	at Philadelphia	W	36-150-1
10/28/2018	Adrian Peterson	at NY Giants	W	26-149-1
12/15/1990	Earnest Byner	at New England	W	39-149-1
11/25/1951	Rob Goode	vs Los Angeles	W	23-148-2
9/24/1972	Larry Brown	vs St. Louis	W	26-148-0
1/6/2002	Stephen Davis	vs Arizona	W	38-148-1
9/12/2004	Clinton Portis	vs Tampa Bay	W	29-148-1
12/5/2004	Clinton Portis	vs NY Giants	W	31-148-1
10/23/1983	Joe Washington	vs Detroit	W	22-147-0
11/7/2004	Clinton Portis	at Detroit	W	34-147-0
12/17/1961	Dick James	vs Dallas	W	27-146-3
9/15/1996	Terry Allen	at NY Giants	W	27-146-1
12/7/1958	Don Bosseler	vs Pittsburgh	L	25-145-2
10/5/2008	Clinton Portis	at Philadelphia	W	29-145-1
10/30/1932	***Cliff Battles***	***vs Chicago***	***T***	***24-144-0***
11/8/1981	Joe Washington	vs Detroit	W	27-144-2
11/13/2005	Clinton Portis	at Tampa Bay	L	23-144-1
9/19/1976	Mike Thomas	vs Seattle	W	27-143-1
10/31/1999	Stephen Davis	vs Chicago	W	12-143-2
11/23/2008	Clinton Portis	at Seattle	W	29-143-0
11/4/2001	Stephen Davis	vs Seattle	W	32-142-1
8/31/1997	Terry Allen	at Carolina	W	25-141-2
10/1/2000	Stephen Davis	vs Tampa Bay	W	28-141-1
1/22/1983	John Riggins	vs Dallas	W	36-140-2
9/23/1984	John Riggins	at New England	W	33-140-1
10/23/1988	Kelvin Bryant	at Green Bay	W	27-140-0
11/29/1970	Larry Brown	vs NY Giants	L	17-139-0
11/7/2013	Alfred Morris	at Minnesota	L	26-139-0
12/7/1969	***Larry Brown***	***at Philadelphia***	***W***	***19-138-1***
10/14/2012	***Robert Griffin III***	***vs Minnesota***	***W***	***13-138-2***
11/11/2007	Clinton Portis	vs Philadelphia	L	30-137-0
11/20/2016	***Rob Kelley***	***vs Green Bay***	***W***	***24-137-3***
12/14/1947	Jim Castiglia	vs Boston	W	19-136-2
11/27/1955	Leo Elter	at Pittsburgh	W	19-136-2
11/9/1958	Johnny Olszewski	vs Chi. Cardinals	W	19-136-1
10/18/1959	Don Bosseler	vs Pittsburgh	L	18-136-0
9/19/1982	John Riggins	at Tampa Bay	W	34-136-0
10/19/1987	***Lionel Vital***	***at Dallas***	***W***	***26-136-0***
12/4/2005	Clinton Portis	at St. Louis	W	27-136-2
10/17/1937	Cliff Battles	vs Pittsburgh	W	18-135-3
12/21/1980	Bobby Hammond	at St. Louis	W	17-135-0
10/2/2011	Ryan Torain	at St Louis	W	19-135-1
10/16/2016	Matt Jones	vs Philadelphia	W	16-135-1
12/6/1987	George Rogers	at St. Louis	W	29-133-1
10/13/1991	***Ricky Ervins***	***vs Cleveland***	***W***	***13-133-2***
9/3/2000	Stephen Davis	vs Carolina	W	23-133-1
10/28/1933	Jim Musick	vs Pittsburgh	L	21-132-0
11/19/1933	Jim Musick	vs Green Bay	W	21-132-2
10/10/1937	Cliff Battles	vs Philadelphia	L	26-132-0
9/11/1938	Max Krause	at Philadelphia	W	6-132-2
12/24/2011	***Evan Royster***	***vs Minnesota***	***L***	***19-132-0***
9/3/1995	Terry Allen	vs Arizona	W	26-131-0
11/3/1935	***Bill Shepherd***	***vs Philadelphia***	***L***	***19-129-1***
12/5/1971	Larry Brown	vs Giants	W	25-129-2
12/24/2006	Ladell Betts	at St. Louis	L	29-129-2
10/12/2008	Clinton Portis	vs St. Louis	L	21-129-2
12/9/2012	***Alfred Morris***	***vs Baltimore***	***W***	***23-129-1***
12/1/2019	Derrius Guice	at Carolina	W	10-129-2
10/25/2020	***Antonio Gibson***	***vs. Dallas***	***W***	***20-128-1***
11/23/1980	Wilbur Jackson	at Dallas	L	21-128-1
10/11/1987	***Lionel Vital***	***at NY Giants***	***W***	***27-128-1***
12/5/1993	***Reggie Brooks***	***at Tampa Bay***	***W***	***20-128-1***
10/23/1938	***Andy Farkas***	***vs Philadelphia***	***W***	***21-126-2***
10/11/1981	John Riggins	at Chicago	W	23-126-2
9/19/1999	Stephen Davis	at NY Giants	W	23-126-3
12/16/2007	Clinton Portis	at NY Giants	W	25-126-1
10/26/2008	Clinton Portis	at Detroit	W	24-126-0
12/11/2011	***Roy Helu, Jr.***	***vs New England***	***L***	***27-126-0***
9/20/1936	Cliff Battles	at Philadelphia	W	16-125-2
11/1/1987	George Rogers	at Buffalo	W	30-125-0
11/2/1997	Terry Allen	at Chicago	W	20-125-0
10/24/2010	Ryan Torain	at Chicago	W	21-125-0
11/23/2014	Alfred Morris	at San Francisco	L	21-125-1
11/12/1939	Andy Farkas	at Brooklyn	W	25-124-3
10/26/1975	***Mike Thomas***	***at Cleveland***	***W***	***27-124-1***
11/3/1985	George Rogers	at Atlanta	W	16-124-1
10/27/1996	Terry Allen	vs Indianapolis	W	22-124-3
11/10/1996	Terry Allen	vs Arizona	L	31-124-2
11/5/2000	Stephen Davis	at Arizona	L	30-124-1
9/24/2006	Ladell Betts	at Houston	W	16-124-1
12/3/2012	***Alfred Morris***	***vs NY Giants***	***W***	***22-124-0***
10/28/1951	Rob Goode	at Philadelphia	W	27-123-1
11/9/1975	***Mike Thomas***	***at NY Giants***	***W***	***25-123-0***
1/8/1984	John Riggins	vs San Francisco	W	36-123-2
9/20/2015	***Matt Jones***	***vs St. Louis***	***W***	***19-123-2***
11/6/1932	Oran Pape	vs Staten Island	W	4-122-1
10/21/1934	Cliff Battles	vs Philadelphia	W	6-122-1
12/17/1983	John Riggins	vs Giants	W	30-122-1
9/28/1997	Terry Allen	vs Jacksonville	W	36-122-0
11/14/1999	Stephen Davis	at Philadelphia	L	25-122-2
12/9/1990	Earnest Byner	vs Chicago	W	28-121-0
10/1/1995	Terry Allen	vs Dallas	W	30-121-1
9/11/2005	Clinton Portis	vs Chicago	W	21-121-0
9/28/2008	Clinton Portis	at Dallas	W	21-121-0
11/3/2013	Alfred Morris	vs San Diego	W	25-121-1
9/13/2015	Alfred Morris	vs Miami	L	25-121-0
9/23/2018	Adrian Peterson	vs Green Bay	W	19-120-2
11/8/1953	Charley Justice	vs Chi. Cardinals	W	15-120-0
10/21/1979	John Riggins	vs Philadelphia	W	19-120-0
9/20/1992	Earnest Byner	vs Detroit	W	30-120-1
12/10/1995	Terry Allen	at NY Giants	L	30-120-1
12/24/2000	Stephen Davis	vs Arizona	W	27-120-0
10/21/2012	***Alfred Morris***	***at NY Giants***	***L***	***22-120-0***
12/22/2018	Adrian Peterson	at Tennessee	L	26-119-0
11/22/1970	Larry Brown	vs Dallas	L	22-119-0
1/8/1983	John Riggins	vs Detroit	W	25-119-0
1/1/1984	John Riggins	vs LA Rams	W	25-119-3
1/8/2000	Stephen Davis	vs Detroit	W	15-119-2
12/17/2006	Ladell Betts	at New Orleans	W	22-119-0
10/19/1986	George Rogers	vs St. Louis	W	30-118-1

MILESTONE GAMES

10/9/1988	Kelvin Bryant	at Dallas	W	23-118-1
1/2/2005	Ladell Betts	vs Minnesota	W	26-118-1
12/4/2005	Rock Cartwright	at St. Louis	W	9-118-0
10/13/2019	Adrian Peterson	at Miami	W	23-118-0
11/10/1946	Dick Todd	vs Boston	W	14-117-2
11/1/1993	***Reggie Brooks***	***at Buffalo***	***L***	***24-117-1***
10/2/2016	Matt Jones	vs Cleveland	W	22-117-1
11/19/2017	***Samaje Perine***	***vs New Orleans***	***L***	***23-117-1***
11/18/1990	Earnest Byner	vs New Orleans	W	26-116-0
12/8/1991	Earnest Byner	at Phoenix	W	25-116-0
9/6/1993	Brian Mitchell	vs Dallas	W	21-116-2
12/22/2002	Ladell Betts	vs Houston	W	20-116-1
11/26/2020	***Antonio Gibson***	***at Dallas***	***W***	***20-115-3***
10/4/1933	Cliff Battles	at Pittsburgh	W	13-115-1
12/22/1973	Larry Brown	at Minnesota	L	29-115-1
10/7/1979	John Riggins	at Philadelphia	L	23-115-1
10/9/1983	John Riggins	at St. Louis	W	22-115-3
9/28/1986	George Rogers	vs Seattle	W	25-115-2
12/28/1986	George Rogers	vs LA Rams	W	29-115-1
11/30/2003	Trung Canidate	vs New Orleans	L	16-115-0
10/7/2012	Alfred Morris	vs Atlanta	L	18-115-0
9/27/1970	Larry Brown	at St. Louis	L	17-114-1
9/24/1978	John Riggins	vs NY Jets	W	21-114-0
11/11/1984	***Keith Griffin***	***vs Detroit***	***W***	***32-114-0***
10/13/1985	John Riggins	vs Detroit	W	21-114-3
10/22/2000	Stephen Davis	at Jacksonville	W	24-114-2
11/15/2009	Ladell Betts	vs Denver	W	26-114-1
10/31/1971	Larry Brown	vs New Orleans	W	20-113-0
10/1/1972	Larry Brown	at New England	L	20-113-0
1/1/2012	***Evan Royster***	***at Philadelphia***	***L***	***20-113-0***
9/30/2012	***Alfred Morris***	***at Tampa Bay***	***W***	***21-113-1***
11/22/2012	***Alfred Morris***	***at Dallas***	***W***	***24-113-1***
10/27/1985	John Riggins	at Cleveland	W	30-112-1
11/3/1991	Earnest Byner	vs Houston	W	21-112-1
12/18/2005	Clinton Portis	vs Dallas	W	23-112-0
1/1/2006	Clinton Portis	at Philadelphia	W	27-112-2
10/1/2006	Clinton Portis	vs Jacksonville	W	27-112-1
10/3/1971	Charlie Harraway	at Dallas	W	18-111-1
12/9/1984	John Riggins	at Dallas	W	24-111-1
9/11/1989	Gerald Riggs	vs NY Giants	L	24-111-0
9/1/1996	Terry Allen	vs Philadelphia	L	20-111-2
12/16/2001	Stephen Davis	vs Philadelphia	L	24-111-1
12/30/2001	Stephen Davis	at New Orleans	W	21-111-1
10/1/1967	Bobby Mitchell	vs NY Giants	W	21-110-1
10/4/1970	Larry Brown	at Philadelphia	W	27-110-1
10/25/1970	Larry Brown	vs Cincinnati	W	22-110-0
10/15/1972	Larry Brown	at St. Louis	W	23-110-0
10/5/1986	George Rogers	at New Orleans	W	31-110-1
10/22/1995	Terry Allen	vs Detroit	W	24-110-2
12/9/2001	Stephen Davis	at Arizona	W	26-110-1
11/3/2002	***Kenny Watson***	***at Seattle***	***W***	***23-110-0***
12/22/2002	***Kenny Watson***	***vs Houston***	***W***	***20-110-0***
12/18/2004	Clinton Portis	at San Francisco	W	35-110-0
9/15/1991	Earnest Byner	vs Phoenix	W	23-109-1
1/2/1993	Brian Mitchell	at Minnesota	W	16-109-1
9/12/1999	Stephen Davis	vs Dallas	L	24-109-2
10/18/2009	Clinton Portis	vs Kansas City	W	15-109-0
11/18/1951	Rob Goode	at Pittsburgh	W	22-108-2
12/9/1951	Rob Goode	at Chi. Cardinals	W	23-108-1
9/17/1978	John Riggins	at St. Louis	W	16-108-0
12/24/2005	Clinton Portis	vs NY Giants	W	27-108-1
11/27/2011	***Roy Helu, Jr.***	***at Seattle***	***W***	***23-108-1***
11/3/2019	Adrian Peterson	at Buffalo	L	18-108-0
11/6/1949	***Pete Stout***	***vs Pittsburgh***	***W***	***7-107-2***
12/16/1951	Rob Goode	vs Pittsburgh	L	22-107-0
11/22/1973	Charlie Harraway	at Detroit	W	18-107-0
9/18/1988	Timmy Smith	vs Philadelphia	W	31-107-1
10/28/2001	Stephen Davis	vs NY Giants	W	29-107-0
9/15/2013	Alfred Morris	at Green Bay	L	13-107-0
11/12/1972	Larry Brown	vs NY Giants	W	30-106-2
11/14/1976	Mike Thomas	at NY Giants	L	24-106-0
10/19/1969	***Larry Brown***	***vs NY Giants***	***W***	***17-105-0***
9/18/1972	Larry Brown	at Minnesota	W	21-105-1
11/7/1993	***Reggie Brooks***	***vs Indianapolis***	***W***	***21-105-0***
12/11/2005	Clinton Portis	at Arizona	W	26-105-1
10/21/1951	Rob Goode	vs Cardinals	W	18-104-0
12/11/1955	Jim Monachino	vs Pittsburgh	W	15-104-0
12/5/1976	John Riggins	at NY Jets	W	19-104-1
10/13/1980	Wilbur Jackson	at Denver	L	12-104-1
9/20/1981	Wilbur Jackson	at St. Louis	L	22-104-0
9/30/1984	John Riggins	vs Philadelphia	W	28-104-1
10/7/1985	George Rogers	vs St. Louis	W	25-104-0
9/7/1986	George Rogers	vs Philadelphia	W	20-104-1
11/17/1986	George Rogers	vs San Francisco	W	24-104-1
1/4/1992	Ricky Ervins	vs Atlanta	W	23-104-1
9/8/2002	Stephen Davis	vs Arizona	W	26-104-1
11/26/2006	Ladell Betts	vs Carolina	W	24-104-0
12/30/2007	Clinton Portis	vs Dallas	W	25-104-2
10/24/1937	Cliff Battles	at Philadelphia	W	34-103-0
10/7/1985	John Riggins	vs St. Louis	W	17-103-0
10/9/2006	Clinton Portis	at Denver	L	20-103-0
9/24/1950	Rob Goode	at Green Bay	L	8-102-1
11/23/1969	***Larry Brown***	***vs Atlanta***	***W***	***23-102-1***
12/15/1974	Duane Thomas	vs Chicago	W	8-102-1
10/29/1950	Bill Dudley	at Philadelphia	L	11-101-0
10/11/1970	Larry Brown	vs Detroit	W	22-101-1
12/24/1972	Larry Brown	vs Green Bay	W	25-101-0
9/9/1991	Earnest Byner	at Dallas	W	22-101-0
9/29/1996	Terry Allen	vs NY Jets	W	20-101-2
10/23/2005	Clinton Portis	vs San Francisco	W	19-101-3
12/2/1951	Rob Goode	vs Philadelphia	L	16-100-2
11/21/1954	***Billy Wells***	***at Cardinals***	***L***	***6-100-1***
10/13/1975	***Mike Thomas***	***vs St. Louis***	***W***	***18-100-2***
9/11/1983	John Riggins	at Philadelphia	W	27-100-1
11/5/1984	John Riggins	vs Atlanta	W	32-100-2
9/5/1988	Timmy Smith	at NY Giants	L	20-100-0
9/24/1989	Jamie Morris	at Dallas	W	26-100-1
10/8/1989	Earnest Byner	vs Phoenix	W	14-100-0
12/6/1992	Earnest Byner	at NY Giants	W	20-100-2
10/17/2010	Ryan Torain	vs Indianapolis	L	20-100-2
12/4/2011	***Roy Helu, Jr.***	***vs NY Jets***	***L***	***23-100-1***
1/3/2016	Alfred Morris	at Dallas	W	19-100-0
11/23/2017	***Samaje Perine***	***vs NY Giants***	***W***	***24-100-0***

300-YARD PASSING GAMES

Entering 2021 season — rookies stylized.

Date	Player	Game	Results	Att-Cmp-Yd-TD-INT
12/26/1999	Brad Johnson	at San Francisco	W	47-32-471-2-1
10/30/2016	Kirk Cousins	at Cincinnati	T	56-38-458-2-1
11/24/2016	Kirk Cousins	at Dallas	L	53-41-449-3-0
10/31/1948	Sammy Baugh	vs Boston	W	24-17-446-4-0
11/10/1991	Mark Rypien	vs Atlanta	W	31-16-442-6-0
9/11/1988	Doug Williams	vs Pittsburgh	W	52-30-430-2-1
9/21/2014	Kirk Cousins	at Philadelphia	L	48-30-427-3-1
9/19/2010	Donovan McNabb	vs Houston	L	38-28-426-1-0
11/17/1963	Norm Snead	vs Pittsburgh	L	40-23-424-2-2
10/27/1986	Jay Schroeder	at Giants	L	40-22-420-1-2
11/26/1967	Sonny Jurgensen	at Cleveland	L	50-32-418-3-1
10/2/1983	Joe Theismann	vs Raiders	W	39-23-417-3-0
11/28/1965	Sonny Jurgensen	vs Dallas	W	43-26-411-3-2
11/26/1989	Mark Rypien	vs Chicago	W	47-30-401-4-1
10/17/1983	Joe Theismann	at Green Bay	L	39-27-398-2-0
11/30/2014	Colt McCoy	at Indianapolis	L	47-31-392-3-0
11/15/2020	Alex Smith	at Detroit	L	38-55-390-0-0
9/20/1981	Joe Theismann	at St. Louis	L	37-25-388-4-1
10/11/1964	Sonny Jurgensen	vs Philadelphia	W	33-22-385-5-2
9/20/1998	Trent Green	at Seattle	L	54-27-383-2-2
9/12/1999	Brad Johnson	vs Dallas	L	33-20-382-2-0
9/12/1982	Joe Theismann	at Philadelphia	W	39-28-382-3-0
11/22/1998	Trent Green	vs Cardinals	L	49-30-382-4-1
9/18/1994	John Friesz	at Giants	L	50-32-381-2-2
12/15/2013	Kirk Cousins	at Atlanta	L	45-29-381-3-2
9/8/2019	Case Keenum	at Philadelphia	L	44-30-380-3-0
11/2/1986	Jay Schroeder	vs Minnesota	W	47-24-378-2-1
10/31/1943	Sammy Baugh	at Brooklyn	W	28-16-376-6-3
11/21/2010	Donovan McNabb	at Tennessee	W	50-30-376-1-1
11/20/2016	Kirk Cousins	vs Green Bay	W	30-21-375-3-0

MILESTONE GAMES

12/6/2009	Jason Campbell	vs New Orleans	L	30-42-367-3-1
12/3/1967	Sonny Jurgensen	vs Philadelphia	T	50-30-366-4-2
9/24/2017	Kirk Cousins	vs Oakland	W	30-25-365-3-0
12/26/2015	Kirk Cousins	at Philadelphia	W	46-31-365-4-0
9/28/1947	Sammy Baugh	at Philadelphia	L	34-21-364-5-2
10/29/1989	Mark Rypien	at Raiders	L	53-27-364-1-3
9/18/2016	Kirk Cousins	vs Dallas	L	46-28-364-1-1
11/4/1990	Jeff Rutledge	at Detroit	W	42-30-363-1-0
1/12/1991	Mark Rypien	at San Francisco	L	48-27-361-1-3
10/10/2010	Donovan McNabb	vs Green Bay	L	49-26-357-1-1
9/14/2003	Patrick Ramsey	at Atlanta	W	39-25-356-2-0
11/23/1947	Sammy Baugh	vs Cardinals	W	33-25-355-6-2
12/12/1948	Sammy Baugh	at New York	W	42-25-354-3-3
10/12/2014	Kirk Cousins	at Arizona	L	38-24-354-2-3
12/8/1962	Norm Snead	at Baltimore	L	33-18-350-3-3
9/11/1989	Mark Rypien	vs Giants	L	32-22-349-2-1
12/1/1985	***Jay Schroeder***	***vs San Francisco***	***L***	***58-30-348-0-2***
9/21/2003	Patrick Ramsey	vs Giants	L	45-23-348-2-1
11/18/2007	Jason Campbell	at Dallas	L	54-33-348-2-1
11/13/1966	Sonny Jurgensen	vs Dallas	L	46-26-347-3-0
12/21/2001	Tony Banks	vs Carolina	W	30-17-346-1-1
12/22/1996	Gus Frerotte	vs Dallas	W	31-22-346-0-1
10/28/1962	Norm Snead	at Giants	L	40-17-346-4-3
10/29/1995	Gus Frerotte	vs Giants	L	44-24-345-0-4
12/14/1947	Sammy Baugh	vs Boston	W	41-25-343-3-1
9/21/1986	Jay Schroeder	at San Diego	W	36-16-341-1-0
9/27/2009	Jason Campbell	at Detroit	L	41-27-340-2-1
1/31/1988	Doug Williams	vs Denver	W	29-18-340-4-1
12/13/1981	Joe Theismann	vs Baltimore	W	36-23-339-2-1
11/2/1969	Sonny Jurgensen	at Baltimore	L	38-28-339-2-2
11/16/1969	Sonny Jurgensen	vs Dallas	L	35-24-338-4-4
10/3/1999	Brad Johnson	vs Carolina	W	33-20-337-4-0
1/2/2011	Rex Grossman	at Giants	L	44-26-336-2-1
12/28/2014	Robert Griffin III	vs Cowboys	L	41-27-336-1-2
10/4/1987	***Ed Rubbert***	***vs St. Louis***	***W***	***24-14-334-3-1***
10/22/1967	Sonny Jurgensen	at Rams	T	41-18-334-4-0
10/8/1989	Mark Rypien	vs Phoenix	W	42-23-333-3-1
12/1/1963	Norm Snead	vs Baltimore	L	33-18-332-1-2
9/23/2019	Case Keenum	vs Chicago	L	43-40-332-2-3
9/10/1984	Joe Theismann	at San Francisco	L	43-24-331-2-0
11/29/1987	Jay Schroeder	vs Giants	W	46-28-331-3-2
10/16/2005	Mark Brunell	at Kansas City	L	41-25-331-3-0
10/15/2017	Kirk Cousins	vs San Francisco	W	37-25-330-2-1
10/1/2006	Mark Brunell	vs Jacksonville	W	30-18-329-3-1
12/16/2012	***Kirk Cousins***	***at Cleveland***	***W***	***37-26-329-2-1***
9/9/2013	Robert Griffin III	vs Philadelphia	L	49-30-329-2-2
1/10/2016	Kirk Cousins	vs Green Bay	L	46-29-329-1-0
9/12/2016	Kirk Cousins	vs Pittsburgh	L	43-30-329-0-2
10/26/2008	Jason Campbell	at Detroit	W	28-23-328-1-0
9/8/2002	Shane Matthews	vs Arizona	W	40-28-327-3-1
11/12/2017	Kirk Cousins	vs Minnesota	L	45-26-327-1-1
10/15/1967	Sonny Jurgensen	at Atlanta	T	41-28-326-3-2
9/22/2013	Robert Griffin III	vs Detroit	L	50-32-326-0-1
11/08/2020	Alex Smith	vs. Giants	L	24-32-325-1-3
11/17/1991	Mark Rypien	at Pittsburgh	W	28-21-325-2-0
11/23/1986	Jay Schroeder	vs Dallas	W	31-16-325-2-1
9/5/1983	Joe Theismann	vs Dallas	L	38-28-325-2-1
9/27/2004	Mark Brunell	vs Dallas	L	43-25-325-2-0
9/17/1967	Sonny Jurgensen	at Philadelphia	L	46-25-324-1-0
10/31/1983	Joe Theismann	at San Diego	W	46-25-324-1-1
11/15/2015	Kirk Cousins	vs New Orleans	W	25-20-324-4-0
9/30/2012	***Robert Griffin III***	***at Tampa Bay***	***W***	***35-26-323-2-0***
10/9/2005	Mark Brunell	at Denver	L	53-30-322-2-0
12/19/2010	Rex Grossman	at Dallas	L	43-25-322-4-2
11/19/2017	Kirk Cousins	at New Orleans	L	32-22-322-3-0
9/14/2008	Jason Campbell	vs New Orleans	W	36-24-321-1-0
12/7/1975	Billy Kilmer	at Atlanta	W	38-25-320-3-1
10/13/2002	***Patrick Ramsey***	***vs New Orleans***	***L***	***43-21-320-1-4***
9/9/2012	***Robert Griffin III***	***at New Orleans***	***W***	***26-19-320-2-0***
9/15/2013	Robert Griffin III	at Green Bay	L	40-26-320-3-1
11/29/1964	Sonny Jurgensen	vs Giants	W	43-24-319-4-0
12/20/2015	Kirk Cousins	vs Buffalo	W	28-22-319-4-0
9/13/1981	Joe Theismann	vs Giants	L	48-27-318-1-1
10/25/2015	Kirk Cousins	vs Tampa Bay	W	40-33-317-3-0
9/24/2015	Kirk Cousins	at Giants	L	49-30-316-1-2
12/19/2016	Kirk Cousins	vs Carolina	L	47-32-315-0-1
10/20/2020	Dwayne Haskins Jr.	vs. Baltimore	L	32-45-314-0-0
11/27/2011	Rex Grossman	at Seattle	W	35-26-314-2-2
11/14/1999	Brad Johnson	at Philadelphia	L	33-18-313-2-3
11/25/1984	Joe Theismann	vs Buffalo	W	33-26-311-2-1
11/18/1990	Mark Rypien	vs New Orleans	W	38-26-311-4-0
10/20/1963	Norm Snead	at Pittsburgh	L	28-13-309-1-3
9/26/1971	Billy Kilmer	at Giants	W	32-23-309-2-0
12/7/1986	Jay Schroeder	vs Giants	L	51-28-309-1-6
12/11/1966	Sonny Jurgensen	at Dallas	W	33-18-308-3-1
11/23/1987	Doug Williams	vs Rams	L	46-24-308-2-1
12/11/1949	Sammy Baugh	at Rams	L	48-29-308-3-2
10/19/1980	Joe Theismann	vs St. Louis	W	31-21-307-2-1
11/22/1964	Sonny Jurgensen	vs Dallas	W	33-20-307-1-1
11/4/2018	Alex Smith	vs Atlanta	L	46-30-306-1-1
11/9/1980	Joe Theismann	at Chicago	L	34-24-305-2-2
9/11/2011	Rex Grossman	vs Giants	W	34-21-305-2-0
11/22/2012	***Robert Griffin III***	***at Dallas***	***W***	***27-19-304-4-1***
10/16/1988	Mark Rypien	vs Phoenix	W	27-15-303-4-1
10/13/1974	Sonny Jurgensen	vs Miami	W	39-26-303-2-3
9/25/1988	Mark Rypien	at Phoenix	L	41-26-303-3-1
10/23/2017	Kirk Cousins	at Philadelphia	L	40-30-303-3-1
1/1/1984	Joe Theismann	vs Rams	W	23-18-302-2-0
11/7/1976	Joe Theismann	at San Francisco	W	32-20-302-3-2
12/10/1989	Mark Rypien	vs San Diego	W	39-23-302-2-1
11/29/2015	Kirk Cousins	vs Giants	W	29-20-302-1-0
11/2/1975	Billy Kilmer	vs Dallas	W	39-21-301-3-4
11/25/2007	Jason Campbell	at Tampa Bay	L	49-30-301-1-2
10/23/2016	Kirk Cousins	at Detroit	L	39-30-301-1-0
11/23/1969	Sonny Jurgensen	vs Atlanta	W	32-26-300-2-1
12/13/2015	Kirk Cousins	at Chicago	W	31-24-300-1-1

100-YARD RECEIVING GAMES

Entering 2020 season — rookies ***stylized***.

Date	Player	Game	W/L/T	Rec-Yds-TD
10/4/1987	Anthony Allen	vs St. Louis	W	7-255-3
10/27/1986	Gary Clark	at NY Giants	L	11-241-1
12/15/1985	Art Monk	vs Cincinnati	W	13-230-1
11/17/1963	Bobby Mitchell	vs Pittsburgh	L	11-218-2
10/31/1943	Wilbur Moore	at Brooklyn	W	7-213-2
9/28/1947	***Hugh Taylor***	***at Philadelphia***	***L***	***8-212-3***
10/22/2000	Albert Connell	at Jacksonville	W	7-211-3
10/21/2001	***Rod Gardner***	***vs Carolina***	***W***	***6-208-1***
11/10/1991	Gary Clark	vs Atlanta	W	4-203-3
9/10/1984	Art Monk	at San Francisco	L	10-200-0
11/7/1976	Frank Grant	at San Francisco	W	11-200-0
11/13/1966	Charley Taylor	vs Dallas	L	11-199-2
12/8/1963	Bobby Mitchell	at NY Giants	L	8-197-1
9/18/1994	Henry Ellard	at NY Giants	L	10-197-1
12/7/1952	Hugh Taylor	at NY Giants	W	6-196-3
12/12/1948	Hugh Taylor	at NY Giants	W	9-194-2
1/31/1988	Ricky Sanders	vs Denver	W	9-193-2
10/20/1985	Gary Clark	at NY Giants	L	11-193-0
12/11/1994	Henry Ellard	at Arizona	L	8-191-1
12/13/1987	Gary Clark	vs Dallas	W	9-187-1
10/11/1964	Bobby Mitchell	vs Philadelphia	W	12-183-2
10/2/1983	Charlie Brown	vs LA Raiders	W	11-180-1
9/14/2003	Laveranues Coles	at Atlanta	W	11-180-1
9/27/2009	Santana Moss	at Detroit	L	10-178-1
9/21/1986	Art Monk	at San Diego	W	7-174-0
10/20/1963	Bobby Mitchell	at Pittsburgh	L	4-173-0
10/16/2005	Santana Moss	at Kansas City	L	10-173-2
11/3/2013	Pierre Garçon	vs San Diego	W	7-172-0
1/1/1984	Charlie Brown	vs LA Rams	W	6-171-0
9/24/1961	Fred Dugan	at Philadelphia	L	6-168-1
11/19/1961	Bill Anderson	at Dallas	T	10-168-0
11/4/1990	Art Monk	at Detroit	W	13-168-0
12/17/1989	Ricky Sanders	at Atlanta	W	7-167-0
9/27/2004	Rod Gardner	vs Dallas	L	10-167-2
11/10/1991	Art Monk	vs Atlanta	W	7-164-2
10/10/1965	Bobby Mitchell	vs St. Louis	L	8-164-1

MILESTONE GAMES

12/26/1987	Ricky Sanders	at Minnesota	W	8-164-2
9/14/2008	Santana Moss	vs New Orleans	W	7-164-1
1/12/1991	Art Monk	at San Francisco	L	10-163-1
9/9/2007	Antwaan Randle El	vs Miami	W	5-162-0
9/25/1994	Henry Ellard	vs Atlanta	L	6-162-1
10/28/1945	***Steve Bagarus***	***at NY Giants***	***W***	***8-162-0***
9/30/1990	Gary Clark	at Phoenix	W	8-162-2
12/12/1937	Wayne Millner	at Chicago	W	9-160-2
12/24/2005	Santana Moss	vs NY Giants	W	5-160-3
9/12/1999	Michael Westbrook	vs Dallas	L	5-159-1
9/19/2005	Santana Moss	at Dallas	W	5-159-2
10/31/1948	Dick Todd	vs Boston	W	5-158-2
10/28/1962	Bobby Mitchell	at NY Giants	L	5-158-2
10/14/1962	Bobby Mitchell	at St. Louis	T	7-158-1
10/29/1989	Ricky Sanders	at LA Raiders	L	12-158-1
10/6/2014	DeSean Jackson	vs Seattle	L	5-157-1
12/26/1982	***Charlie Brown***	***at New Orleans***	***W***	***4-156-2***
11/16/1969	Charley Taylor	vs Dallas	L	6-155-1
11/10/1974	Charley Taylor	at Philadelphia	W	9-155-1
9/17/1989	Gary Clark	vs Philadelphia	L	4-153-2
10/21/1973	Charley Taylor	vs St. Louis	W	7-153-1
12/20/2015	DeSean Jackson	vs Buffalo	W	6-153-1
11/14/1999	Michael Westbrook	at Philadelphia	L	4-152-1
11/23/1986	Gary Clark	vs Dallas	W	8-152-1
10/13/1996	Henry Ellard	at New England	W	8-152-1
11/26/1989	Art Monk	vs Chicago	W	9-152-2
9/17/1950	Hugh Taylor	at Baltimore	W	5-150-3
10/2/1966	Bobby Mitchell	vs Pittsburgh	W	6-150-2
12/1/1985	Art Monk	vs San Francisco	L	8-150-0
09/24/2017	Chris Thompson	vs Oakland	W	6-150-1
12/23/1989	Gary Clark	at Seattle	W	9-149-1
10/22/1967	Charley Taylor	at Los Angeles	T	3-148-1
12/13/1981	Art Monk	vs Baltimore	W	7-148-1
9/30/1962	Bobby Mitchell	vs St. Louis	W	7-147-2
11/27/1983	Charlie Brown	vs Philadelphia	W	7-147-1
10/21/1962	Bobby Mitchell	at Philadelphia	W	8-147-2
12/31/1972	Charley Taylor	vs Dallas	W	7-146-2
11/19/1939	Andy Farkas	vs Chi. Cardinals	W	3-145-2
12/11/1966	Charley Taylor	at Dallas	W	4-145-1
9/11/1988	Ricky Sanders	vs Pittsburgh	W	5-145-1
11/8/1981	***Virgil Seay***	***vs Detroit***	***W***	***8-145-0***
10/29/1989	Gary Clark	at LA Raiders	L	8-145-1
12/3/1967	Jerry Smith	vs Philadelphia	T	9-145-2
9/8/2008	Santana Moss	at Dallas	W	8-145-0
9/21/1986	Gary Clark	at San Diego	W	6-144-1
10/30/1949	Harold Crisler	at NY Bulldogs	T	8-144-0
9/17/1967	Charley Taylor	at Philadelphia	L	8-144-0
12/23/2013	Pierre Garçon	vs Dallas	L	11-144-1
9/11/1989	Ricky Sanders	vs NY Giants	L	6-143-1
10/26/1947	Eddie Saenz	vs Chicago	L	9-143-1
9/15/2013	Pierre Garçon	at Green Bay	L	8-143-1
10/4/1958	John Carson	at Chi. Cardinals	L	8-142-1
9/24/1950	Howie Livingston	at Green Bay	L	4-141-2
10/2/1988	Ricky Sanders	vs NY Giants	L	7-141-2
10/7/1984	Art Monk	at Indianapolis	W	8-141-3
11/23/2017	Jamison Crowder	vs NY Giants	W	7-141-1
12/16/1962	Dick James	vs Pittsburgh	L	5-140-2
11/20/1983	Charlie Brown	at LA Rams	W	8-140-1
10/3/1999	Michael Westbrook	vs Carolina	W	8-140-2
10/26/2008	Santana Moss	at Detroit	W	9-140-1
11/2/1952	Hugh Taylor	vs Pittsburgh	L	4-139-1
11/28/1965	Charley Taylor	vs Dallas	W	7-139-1
10/10/1976	Frank Grant	vs Kansas City	L	8-138-1
10/1/2006	Santana Moss	vs Jacksonville	W	4-138-3
9/21/2014	Pierre Garçon	at Philadelphia	L	11-138-1
9/12/1999	Albert Connell	vs Dallas	L	4-137-1
1/8/1984	Charlie Brown	vs San Francisco	W	5-137-1
12/18/1966	Jerry Smith	vs Philadelphia	L	7-137-2
12/13/1971	Roy Jefferson	at Los Angeles	W	8-137-2
10/9/1949	Hugh Taylor	vs NY Giants	L	4-136-2
12/16/1984	Art Monk	vs St. Louis	W	11-136-2
10/27/2014	DeSean Jackson	at Dallas	W	6-136-0
12/7/1975	Frank Grant	at Atlanta	W	5-135-1
9/16/1962	Bobby Mitchell	at Dallas	T	6-135-2

10/29/1995	Leslie Shepherd	vs NY Giants	L	7-135-0
11/22/1998	Michael Westbrook	vs Arizona	L	10-135-3
10/3/1999	Albert Connell	vs Carolina	W	5-134-2
10/1/1972	Charley Taylor	at New England	L	7-134-2
9/12/1982	Art Monk	at Philadelphia	W	8-134-1
9/30/1979	Danny Buggs	at Atlanta	W	10-134-0
10/20/2013	***Jordan Reed***	***vs Chicago***	***W***	***9-134-1***
9/20/1998	Michael Westbrook	at Seattle	L	7-132-2
11/4/1990	Gary Clark	at Detroit	W	8-132-1
9/23/1973	Charley Taylor	at St. Louis	L	9-132-1
11/4/1990	Ricky Sanders	at Detroit	W	11-132-0
12/17/1989	Art Monk	at Atlanta	W	6-131-2
9/8/2002	Rod Gardner	vs Arizona	W	7-131-1
11/18/1990	Gary Clark	vs New Orleans	W	8-131-2
11/15/2015	***Matt Jones***	***vs New Orleans***	***W***	***3-131-1***
12/6/1987	Gary Clark	at St. Louis	W	5-130-1
12/4/1994	Desmond Howard	at Tampa Bay	L	5-130-1
9/26/1948	Harold Crisler	vs Pittsburgh	W	6-130-0
11/18/1985	Art Monk	vs NY Giants	W	7-130-0
11/17/1991	Art Monk	at Pittsburgh	W	8-130-1
12/7/1986	***Kelvin Bryant***	***vs NY Giants***	***L***	***13-130-1***
12/15/2019	***Terry McLaurin***	***vs Philadelphia***	***L***	***5-130-1***
12/15/1991	Gary Clark	vs NY Giants	W	3-129-2
12/13/1986	Art Monk	at Denver	L	6-129-1
15/15/2013	Pierre Garçon	at Atlanta	L	7-129-1
12/26/2015	Jordan Reed	at Philadelphia	W	9-129-2
9/20/1981	Art Monk	at St. Louis	L	4-128-1
12/4/1988	Ricky Sanders	at Philadelphia	W	10-128-1
11/10/1940	Dick Todd	at Brooklyn	L	7-126-0
11/24/1996	Michael Westbrook	vs San Francisco	L	7-126-0
1/11/1987	Art Monk	at NY Giants	L	8-126-0
12/20/2014	DeSean Jackson	vs Philadelphia	W	4-126-0
9/26/1971	Charley Taylor	at NY Giants	W	6-125-2
10/24/1971	Charley Taylor	at Kansas City	L	7-125-2
12/26/1999	Michael Westbrook	at San Francisco	W	7-125-1
11/23/1997	Michael Westbrook	vs NY Giants	T	9-125-0
11/9/2003	Laveranues Coles	vs Seattle	W	5-125-1
9/8/2019	***Terry McLaurin***	***at Philadelphia***	***L***	***5-125-1***
9/20/2020	Terry McLaurin	at Arizona	L	7-125-1
11/4/2018	Maurice Harris	vs Atlanta	L	10-124-0
11/28/1982	***Charlie Brown***	***vs Philadelphia***	***W***	***3-124-1***
11/27/1966	Charley Taylor	vs NY Giants	W	6-124-2
10/11/1970	Charley Taylor	vs Detroit	W	6-124-2
11/9/1980	***Art Monk***	***at Chicago***	***L***	***8-124-0***
11/26/1989	Gary Clark	vs Chicago	W	8-124-1
9/6/1981	Joe Washington	vs Dallas	L	10-124-1
9/26/2010	Santana Moss	at St. Louis	L	6-124-1
9/27/1959	Bill Anderson	at Chi. Cardinals	L	6-123-0
11/2/1986	Gary Clark	vs Minnesota	W	6-123-1
9/27/1981	Terry Metcalf	at Philadelphia	L	8-123-0
11/26/1967	Charley Taylor	at Cleveland	L	11-123-2
12/3/2006	Santana Moss	vs Atlanta	L	7-123-1
11/30/2014	Jordan Reed	at Indianapolis	L	9-123-0
10/29/2017	Jamison Crowder	vs Dallas	L	9-123-0
12/8/1962	***Leroy Jackson***	***at Baltimore***	***L***	***3-122-1***
9/15/1963	Bobby Mitchell	at Cleveland	L	4-122-1
9/24/2000	Albert Connell	at NY Giants	W	4-122-0
12/8/2002	Derrius Thompson	vs NY Giants	L	6-122-0
12/30/1984	Art Monk	vs Chicago	L	10-122-0
10/3/2004	Laveranues Coles	at Cleveland	L	7-122-0
10/22/1950	Hugh Taylor	vs Chi. Cardinals	L	4-121-3
9/15/1968	Gerry Allen	at Chicago	W	4-121-1
10/10/1943	Wilbur Moore	vs Brooklyn	W	5-121-2
11/26/2000	James Thrash	vs Philadelphia	L	5-121-1
11/9/1958	Jim Podoley	vs Chi. Cardinals	W	5-121-2
11/18/2007	Santana Moss	at Dallas	L	9-121-1
11/13/1988	Craig McEwen	vs Chicago	L	3-120-0
12/13/1970	Jon Henderson	vs Philadelphia	W	6-120-1
12/17/1988	Ricky Sanders	at Cincinnati	L	6-120-1
10/8/1961	Fred Dugan	at Cleveland	L	7-120-0
11/2/2014	DeSean Jackson	at Minnesota	L	4-120-1
12/13/2015	Jordan Reed	at Chicago	W	9-120-1
1/10/2016	Jordan Reed	vs Green Bay	L	9-120-1
12/15/1974	Frank Grant	vs Chicago	W	4-119-0

MILESTONE GAMES

11/19/1978	John McDaniel	vs St. Louis	L	4-119-1
11/14/1948	Harold Crisler	vs Detroit	W	5-119-0
11/8/1987	Gary Clark	at Philadelphia	L	5-119-1
10/20/1996	Henry Ellard	vs NY Giants	W	5-119-0
12/11/1983	Art Monk	at Dallas	W	6-119-1
9/18/1966	Bobby Mitchell	at St. Louis	L	9-119-1
11/7/2013	Pierre Garçon	at Minnesota	L	7-119-1
12/7/1947	Eddie Saenz	at NY Giants	L	7-118-1
10/16/1949	Harold Crisler	vs NY Bulldogs	W	7-118-3
12/12/1965	Bobby Mitchell	vs NY Giants	L	8-118-1
12/21/1985	Gary Clark	at St. Louis	W	8-118-1
12/7/1980	Clarence Harmon	vs San Diego	W	12-118-0
9/14/2003	Rod Gardner	at Atlanta	W	9-118-1
10/10/2010	Santana Moss	vs Green Bay	L	7-118-0
11/24/2016	DeSean Jackson	at Dallas	L	4-118-1
10/4/2020	Terry McLaurin	vs. Baltimore	L	10-118-0
10/29/1944	Joe Aguirre	vs Chi. Cardinals	W	3-117-2
11/25/1962	Dick James	vs NY Giants	L	5-117-2
9/24/1937	Wayne Millner	vs Chi. Cardinals	L	7-117-0
11/29/1964	Preston Carpenter	vs NY Giants	W	7-117-1
9/21/2014	DeSean Jackson	at Philadelphia	L	5-117-1
11/28/1968	Jerry Smith	at Dallas	L	6-116-1
12/13/1998	Albert Connell	at Carolina	W	8-116-1
12/1/1985	Gary Clark	vs San Francisco	L	10-116-0
10/9/2005	Santana Moss	at Denver	L	8-116-0
11/20/2016	Pierre Garcon	vs Green Bay	W	6-116-1
9/13/1964	Bobby Mitchell	vs Cleveland	L	4-115-0
11/8/2020	Terry McLaurin	vs. NY Giants	L	7-115-1
11/29/1984	Calvin Muhammad	at Minnesota	W	5-115-1
12/30/2007	Santana Moss	vs Dallas	W	8-115-1
11/20/2011	Jabar Gaffney	vs Dallas	L	7-115-1
10/12/2014	DeSean Jackson	at Arizona	L	3-115-1
11/17/1968	Charley Taylor	vs Dallas	L	5-114-2
10/15/1967	Bobby Mitchell	at Atlanta	T	6-114-1
9/24/1989	Art Monk	at Dallas	W	6-114-0
1/26/1992	Gary Clark	vs Buffalo	W	7-114-1
12/20/1992	Ricky Sanders	at Philadelphia	L	7-114-1
12/2/1962	Bobby Mitchell	vs Philadelphia	L	8-114-0
12/24/2016	DeSean Jackson	at Chicago	W	5-114-0
10/2/1953	Hugh Taylor	at Philadelphia	T	4-113-2
11/8/1964	Bobby Mitchell	at Cleveland	L	7-113-2
1/26/1992	Art Monk	vs Buffalo	W	7-113-0
11/30/1947	Bob Nussbaumer	at Boston	L	8-113-1
10/15/1939	Andy Farkas	vs Pittsburgh	W	3-112-1
10/13/1963	Bobby Mitchell	vs Philadelphia	L	3-112-2
10/22/1995	Henry Ellard	vs Detroit	W	6-112-1
11/29/1987	Gary Clark	vs NY Giants	W	7-112-1
10/23/2005	Santana Moss	vs San Francisco	W	5-112-1
10/19/1952	Hugh Taylor	at Pittsburgh	W	3-111-2
10/3/1949	Hugh Taylor	at Pittsburgh	W	5-111-2
11/18/1979	Danny Buggs	vs Dallas	W	5-111-0
10/29/1995	Henry Ellard	vs NY Giants	L	6-111-0
10/13/1974	Roy Jefferson	vs Miami	W	7-111-1
10/2/1954	Hugh Taylor	at Pittsburgh	L	8-111-0
11/6/1966	Charley Taylor	at Baltimore	L	8-111-1
12/18/2004	Rod Gardner	at San Francisco	W	6-111-0
12/19/2016	DeSean Jackson	vs Carolina	L	7-111-0
12/16/1984	Calvin Muhammad	vs St. Louis	W	5-110-0
10/8/1995	Henry Ellard	at Philadelphia	L	5-110-2
11/23/1969	Charlie Harraway	vs Atlanta	W	6-110-1
11/8/2020	Cam Sims	vs. NY Giants	L	3-110-0
1/8/1983	Alvin Garrett	vs Detroit	W	6-110-3
11/29/1998	Stephen Davis	at Oakland	W	7-110-1
10/17/1999	Albert Connell	at Arizona	W	8-110-0
10/12/1969	Bob Long	vs St. Louis	W	9-110-0
1/3/2010	Malcolm Kelly	at San Diego	L	5-109-0
11/21/1948	Harold Crisler	at Philadelphia	L	2-109-2
11/9/1975	Frank Grant	at NY Giants	W	2-109-1
11/29/1970	Walt Roberts	vs NY Giants	L	4-109-1
9/14/1998	Michael Westbrook	vs San Francisco	L	5-109-0
10/30/1949	Hugh Taylor	at NY Bulldogs	T	6-109-1
12/8/1985	Art Monk	at Philadelphia	W	7-109-0
10/5/2008	Chris Cooley	at Philadelphia	W	8-109-1
9/9/2012	Pierre Garçon	at New Orleans	W	4-109-2

1/3/2016	***Jamison Crowder***	***at Dallas***	***W***	***5-109-1***
12/26/1943	Wilbur Moore	at Chicago	L	5-108-0
12/6/1959	Bill Anderson	vs Philadelphia	L	5-108-1
12/5/1999	Michael Westbrook	at Detroit	L	5-108-1
10/23/1994	Henry Ellard	at Indianapolis	W	6-108-0
10/19/1987	***Craig McEwen***	***at Dallas***	***W***	***7-108-0***
11/23/1969	Bob Long	vs Atlanta	W	10-108-0
10/23/2016	Jamison Crowder	at Detroit	L	7-108-0
11/22/1964	Angelo Coia	vs Dallas	W	6-107-1
9/1/1991	Gary Clark	vs Detroit	W	6-107-1
12/8/1962	Bobby Mitchell	at Baltimore	L	7-107-0
11/20/1994	Desmond Howard	at Dallas	L	7-107-1
11/22/1998	Leslie Shepherd	vs Arizona	L	7-107-1
10/30/2016	Jamison Crowder	at Cincinnati	T	9-107-1
10/4/1959	Bill Anderson	at Pittsburgh	W	3-106-1
11/3/1940	James Johnston	vs Pittsburgh	W	4-106-2
11/2/1958	Joe Walton	at Pittsburgh	L	4-106-1
10/4/1992	Gary Clark	at Phoenix	L	4-106-0
12/12/1954	Hugh Taylor	vs Chi. Cardinals	W	5-106-3
9/28/1975	Roy Jefferson	vs NY Giants	W	5-106-2
12/26/1999	Albert Connell	at San Francisco	W	5-106-0
11/26/1967	Bobby Mitchell	at Cleveland	L	6-106-1
11/3/1985	Art Monk	at Atlanta	W	6-106-1
10/1/1967	Charley Taylor	vs NY Giants	W	7-106-0
9/20/1981	Ricky Thompson	at St. Louis	L	7-106-2
10/31/1983	Art Monk	at San Diego	W	7-106-0
9/16/1990	Gary Clark	at San Francisco	L	7-106-0
10/13/1991	Art Monk	vs Cleveland	W	7-106-1
9/4/2003	Laveranues Coles	vs NY Jets	W	5-106-0
11/13/2011	***Leonard Hankerson***	***at Miami***	***L***	***8-106-0***
11/21/2010	Santana Moss	at Tennessee	W	6-106-1
12/3/2012	Pierre Garçon	vs NY Giants	W	8-106-1
12/14/1958	***Bill Anderson***	***vs Philadelphia***	***W***	***3-105-1***
10/9/1966	Charley Taylor	vs Atlanta	W	3-105-1
12/16/1973	Larry Brown	vs Philadelphia	W	3-105-3
10/17/1983	Art Monk	at Green Bay	L	5-105-0
11/2/1975	Frank Grant	vs Dallas	W	6-105-1
11/11/1984	Calvin Muhammad	vs Detroit	W	7-105-0
9/4/1994	Henry Ellard	vs Seattle	L	7-105-0
9/21/2003	Laveranues Coles	vs NY Giants	L	7-105-0
10/14/2007	Chris Cooley	at Green Bay	L	9-105-1
9/11/2011	Fred Davis	vs NY Giants	W	5-105-0
11/6/2011	***Roy Helu, Jr.***	***vs San Francisco***	***L***	***14-105-0***
10/15/2017	Chris Thompson	vs San Francisco	W	4-105-0
11/18/2001	Michael Westbrook	at Denver	W	9-104-1
10/13/1957	***Jim Podoley***	***vs NY Giants***	***L***	***3-104-1***
12/11/1988	Terry Orr	vs Dallas	L	3-104-1
9/27/1998	Michael Westbrook	vs Denver	L	3-104-1
10/28/1984	Art Monk	at NY Giants	L	4-104-0
10/6/1957	John Carson	at Cardinals	W	5-104-1
10/14/1984	Calvin Muhammad	vs Dallas	W	5-104-1
12/13/1981	***Virgil Seay***	***vs Baltimore***	***W***	***7-104-1***
10/4/1970	Jerry Smith	at Philadelphia	W	8-104-1
11/25/1984	Art Monk	vs Buffalo	W	11-104-1
10/31/1948	Tom Farmer	vs Boston	W	5-103-0
11/12/1967	Bobby Mitchell	vs San Francisco	W	5-103-0
11/10/1985	Art Monk	vs Dallas	L	5-103-0
9/28/1986	Art Monk	vs Seattle	W	5-103-0
11/18/1945	***Steve Bagarus***	***vs Chicago***	***W***	***6-103-1***
11/23/1947	***Paul McKee***	***vs Chi. Cardinals***	***W***	***7-103-2***
12/8/1968	Jerry Smith	vs Cleveland	L	7-103-1
12/11/1988	Art Monk	vs Dallas	L	7-103-0
12/30/2006	Santana Moss	vs NY Giants	L	6-103-1
10/1/1950	Hugh Taylor	vs Pittsburgh	L	4-102-1
10/26/1947	***Joe Duckworth***	***vs Chicago***	***L***	***5-102-2***
11/2/1986	Art Monk	vs Minnesota	W	6-102-1
11/5/2000	James Thrash	at Arizona	L	6-102-0
10/22/1967	Jerry Smith	at Los Angeles	T	7-102-3
10/19/1970	Charley Taylor	at Oakland	L	7-102-1
11/26/1967	A.D. Whitfield	at Cleveland	L	8-102-0
9/13/1987	Gary Clark	vs Philadelphia	W	8-102-0
10/8/1989	Art Monk	vs Phoenix	W	8-102-1
9/12/2016	DeSean Jackson	vs Pittsburgh	L	6-102-0
11/20/2016	Jamison Crowder	vs Green Bay	W	3-102-1

MILESTONE GAMES

12/11/2016	DeSean Jackson	at Philadelphia	W	3-102-1
10/13/1940	Dick Todd	vs Chi. Cardinals	W	2-101-1
12/20/2020	Logan Thomas	vs. Seattle	L	13-101-0
9/11/1989	Gary Clark	vs NY Giants	L	6-101-0
10/31/1983	Charlie Brown	at San Diego	W	8-101-0
11/12/1967	Jerry Smith	vs San Francisco	W	9-101-2
9/5/1983	Alvin Garrett	vs Dallas	L	10-101-0
12/6/2009	Devin Thomas	vs New Orleans	L	7-100-2
11/15/1953	Hugh Taylor	vs Chicago	L	2-100-1
10/31/1943	Joe Aguirre	at Brooklyn	W	4-100-2
11/3/1963	Bobby Mitchell	at Dallas	L	5-100-0
11/15/1970	Charley Taylor	at NY Giants	L	5-100-1
10/13/1957	John Carson	vs NY Giants	L	6-100-1
10/22/1972	Larry Brown	vs Dallas	W	7-100-1
12/5/1982	Art Monk	vs Dallas	L	7-100-0
9/7/1986	Gary Clark	vs Philadelphia	W	7-100-0
1/9/1993	Gary Clark	at San Francisco	L	7-100-0
11/10/2002	Rod Gardner	at Jacksonville	L	7-100-1
10/7/2007	Antwaan Randle El	vs Detroit	W	7-100-0
12/19/2010	Anthony Armstrong	at Dallas	L	5-100-0
10/13/2019	***Terry McLaurin***	***at Miami***	***W***	***4-100-2***

MILESTONE FACTS AND FIGURES

TOP TEN: 100-YARD RUSHING GAMES

Rank	Player	No. of Games
1	Clinton Portis	26
2	John Riggins	25
3	Larry Brown	21
4	Stephen Davis	19
5	Alfred Morris	13
6t	Earnest Byner	12
6t	George Rogers	12
6t	Terry Allen	12
9t	Cliff Battles	9
9t	Ladell Betts	9

TOP TEN: 300-YARD PASSING GAMES

Rank	Player	No. of Games
1	Kirk Cousins	25
2	Sonny Jurgensen	15
3	Joe Theismann	14
4	Mark Rypien	11
5t	Sammy Baugh	7
5t	Jay Schroeder	7
5t	Robert Griffin III	7
8	Jason Campbell	6
9	Norm Snead	5
10t	Brad Johnson	4
10t	Mark Brunell	4
10t	Rex Grossman	4

TOP TEN: 100-YARD RECEIVING GAMES

Rank	Player	No. of Games
1	Art Monk	36
2	Gary Clark	28
3	Bobby Mitchell	23
4	Charley Taylor	22
5	Santana Moss	17
6	Hugh Taylor	15
7t	DeSean Jackson	12
7t	Michael Westbrook	12
9	Ricky Sanders	11
10	Henry Ellard	10

TOTALS

Players to record at least one 100-yard rushing game: 57

Total number of individual 100-yard rushing performances: 255

Players to record at least one 300-yard passing game: 27

Total number of individual 300-yard passing performances: 136

Players to record at least one 100-yard receiving game: 83

Total number of individual 100-yard receiving performances: 353

RECORD WHEN...

... a player rushes for 100 yards or more: 191-60-1
... two players rush for 100 yards or more:4-0
... a player passes for 300 yards or more: 63-69-4
... at least one player posts 100 receiving yards: 163-145-10
... only one player posts 100 or more receiving yards: 144-131-8
... only two players post 100 or more receiving yards: 17-13-2
... three players register 100 or more receiving yards: 1-1
... at least one player posts 150 or more receiving yards: 38-25-2
... at least one player posts 200 or more receiving yards: 7-4

OVERTIME GAMES

In 1974, the NFL established overtime to decide regular season games. Since then, Washington has compiled a 25-16-2 record in overtime games.

Nov. 2, 1975 - RFK Stadium
Washington 30, Dallas 24
Ken Houston returned a Roger Staubach interception 14 yards, and Billy Kilmer scored the winning touchdown after 6:34 of overtime action.

Nov. 16, 1975 - Busch Stadium
St. Louis 20, Washington 17
The Cards scored with 20 seconds remaining on a catch by Mel Gray to force overtime. St. Louis won the coin toss and marched to set up a 37-yard Jim Bakken field goal to win after seven minutes of play.

Nov. 23, 1975 - RFK Stadium
Oakland 26, Washington 23
George Blanda's 27-yard field goal decided the contest after 7:13.

Sept. 27, 1976 - Veterans Stadium
Washington 20, Philadelphia 17
Mark Moseley's 29-yard field goal won the Monday night game with 12:49 elapsed in overtime.

Nov. 12, 1978 - RFK Stadium
Washington 16, New York Giants 13
Washington won on Moseley's 45-yard field goal after 3:32 elapsed.

Nov. 15, 1981 - Giants Stadium
Washington 30, New York Giants 27
Moseley kicked a 49-yard field goal on the game's final play to force overtime and a 48-yard field goal to win with 3:44 elapsed.

Sept. 12, 1982 - Veterans Stadium
Washington 37, Philadelphia 34
Washington sent the game into overtime on a 48-yard field goal by Moseley with :01 to play. Moseley won the game with a 26-yarder.

Nov. 2, 1986 - RFK Stadium
Washington 44, Minnesota 38
Jay Schroeder engineered a four-play, 63-yard drive ending with a Gary Clark 38-yard touchdown pass.

Dec. 26, 1987 - Metrodome
Washington 27, Minnesota 24
Ricky Sanders' 51-yard touchdown reception from Doug Williams with less than two minutes remaining tied the score at 24. Ali Haji-Sheikh kicked the 26-yard game-winning field goal after Sanders' 36-yard kickoff return in overtime.

Dec. 17, 1988 - Riverfront Stadium
Cincinnati 20, Washington 17
Jim Breech connected from 20 yards out seven minutes into sudden death.

Nov. 4, 1990 - Pontiac Silverdome
Washington 41, Detroit 38
Chip Lohmiller's 34-yard field goal 9:10 into overtime capped the Washington comeback that equalled the team's greatest in history. Down by 21 points in the third quarter and 17 points entering the fourth, Jeff Rutledge's 12-yard run tied the game with :18 seconds remaining.

Nov. 3, 1991 - RFK Stadium
Washington 16, Houston 13
Darrell Green intercepted a Warren Moon pass which set-up Lohmiller's 41-yard field goal 5:01 into overtime moving Washington to a 9-0 record. The Oilers tied the game with less than two minutes in regulation and had a chance to win after Brian Mitchell fumbled the kickoff, but Ian Howfield's 33-yard attempt sailed wide left.

Oct. 16, 1994 - RFK Stadium
Arizona 19, Washington 16
Arizona scored the tying touchdown with :19 left in regulation. Arizona's game-winner was set up by Terry Hoage, who intercepted a Heath Shuler pass and returned it 12 yards to the 23. Peterson kicked the game-winning 29-yard field goal.

Oct. 8, 1995 - Veterans Stadium
Philadelphia 37, Washington 34
Down 10 points in the 4th quarter, Gus Frerotte guided the team back with a touchdown pass to Henry Ellard and Eddie Murray's 46-yard field goal tied it up with :52 left. In OT, Washington stalled on its opening drive and the Eagles' Gary Anderson won the game with a 35-yard field goal.

Oct. 22, 1995 - RFK Stadium
Washington 36, Detroit 30
Trailing 30-27, Eddie Murray's 39-yard field goal tied it with :04 to play. Darrell Green's seven-yard interception return of a Scott Mitchell pass for a touchdown 3:41 into overtime ended the game.

Nov. 10, 1996 - RFK Stadium
Arizona 37, Washington 34
In one of the most bizarre games in Washington history, the team led by 14 points in the fourth quarter only to squander the lead. The Cardinals won the coin toss and drove to the Washington 15, only to have Kevin Butler miss. Scott Blanton booted the apparent 38-yard game-winner, but a holding penalty forced a retry from 48 that went wide left. Arizona then missed a 29-yarder that was negated because the Redskins were offside. Butler's third attempt was good from 32 yards.

Nov. 24, 1996 - RFK Stadium
San Francisco 19, Washington 16
San Francisco's William Floyd's 1-yard touchdown run tied the game in regulation. After winning the coin toss in overtime, the 49ers' Jeff Wilkins hit a 38-yard field goal to win.

Sept. 14, 1997 - Jack Kent Cooke Stadium
Washington 19, Arizona 13
In the inaugural game at Jack Kent Cooke Stadium, Washington won with 13:24 left in overtime when Gus Frerotte, sidestepping a heavy rush, threw a 40-yard strike to a leaping Michael Westbrook in the end zone. The winning points were set up two plays earlier when rookie defensive end Kenard Lang forced and recovered a fumble on the Washington 35-yard line.

Nov. 23, 1997 - Jack Kent Cooke Stadium
Washington 7, NY Giants 7
In overtime, Washington turned the ball over three times, but the defense forced two punts and the Giants missed a 54-yard field goal. With under two minutes remaining, Washington drove to the Giants 36-yard line, but a 54-yard field goal attempt fell short with 11 seconds left in overtime.

Sept. 12, 1999 - FedExField
Dallas 41, Washington 35
Dallas stopped the club's first overtime drive and then scored on a 76-yard bomb from Troy Aikman to Rocket Ismail.

Nov. 28, 1999 - FedExField
Washington 20, Philadelphia 17
Brett Conway's game-winning 27-yard FG was set up by a 48-yard kickoff return by James Thrash, which opened the overtime period. The Eagles never had the ball.

Dec. 26, 1999 - 3Com Park
Washington 26, San Francisco 20
Washington overcame a 10-point fourth quarter deficit to win their ninth game of the year and clinch the NFC East. Brad John-

OVERTIME GAMES

son's QB sneak from the 1-yard line with 3:28 left in regulation sent the game into the extra period. On the opening drive, Johnson connected with Larry Centers for a 33-yard TD.

Oct. 1, 2000 - FedExField
Washington 20, Tampa Bay 17
Tampa Bay forced the overtime when Martin Gramatica connected on a 42-yard field goal as the regulation clock fell to 0:00. 10:51 into the extra period, Deion Sanders ignited the crowd with a 57-yard punt return, setting up the game winning 20-yard field goal by Michael Husted.

Oct. 21, 2001 - FedExField
Washington 17, Carolina 14
Placekicker Brett Conway kicked a 23-yard field goal in overtime to seal Washington's first victory of the season and the first under Marty Schottenheimer, 17-14. Washington forced overtime by overcoming a 14-point deficit in the fourth quarter thanks to a 67-yard interception return for touchdown by LaVar Arrington and an 85-yard touchdown pass from Tony Banks to Rod Gardner.

Sept. 21, 2003 - FedExField
New York Giants 24, Washington 21
With less than five minutes left in regulation, Washington overcame a 21-10 deficit to send the game into overtime. The Giants won the toss and drove downfield from their own 6-yard line. Kicker Matt Bryant connected on a 29-yard field goal to cap off New York's first scoring drive since the second quarter and seal the 24-21 victory.

Oct. 2, 2005 - FedExField
Washington 20, Seattle 17
With a chance to win the game at the end of regulation with 0:01 left on the clock, Seattle kicker Josh Brown missed a 47-yard field goal, sending the game into overtime. After winning the coin toss, Washington went on a 5:31 drive that culminated with a Nick Novak 39-yard field goal to seal Washington's victory over the Seahawks.

Nov. 27, 2005 - FedExField
San Diego 23, Washington 17
San Diego running back LaDainian Tomlinson scored a 32-yard touchdown run with 3:37 remaining to tie the game at 17. With 0:35 remaining, Washington had an opportunity to take the lead with a 53-yard field goal but the ball sailed wide right. In overtime, San Diego ran two plays that culminated in a 41-yard touchdown run, again by Tomlinson to seal the victory.

Oct. 1, 2006 - FedExField
Washington 36, Jacksonville 30
Jacksonville sent the game into overtime with 0:06 on the clock when kicker Josh Scobee connected on a 41-yard field goal. Washington won the coin toss and proceeded to take the ball 80 yards on three plays for the game-winning score. Quarterback Mark Brunell connected with wide receiver Santana Moss for a 68-yard touchdown pass to seal the win.

Dec. 24, 2006 - Edward Jones Dome
St. Louis 37, Washington 31
Washington kicker Shaun Suisham nailed a field goal with 1:15 remaining in regulation to tie the score at 31 and send it into overtime. St. Louis came back in overtime and, six minutes into the extra time, running back Steven Jackson took a handoff 21 yards for the game winning touchdown.

Sept. 9, 2007 – FedExField
Washington 16, Miami 13
In overtime, Washington won the coin toss and elected to receive. Running backs Clinton Portis and Ladell Betts combined for 46 rushing yards and quarterback Jason Campbell completed a key third-down pass to tight end Chris Cooley, keeping the drive alive. As soon as Washington got into field goal range, kicker Shaun Suisham nailed the 39-yard field goal to seal the victory.

Nov. 4, 2007 - Meadowlands
Washington 23, New York Jets 20
Jets kicker Mike Nugent connected on a 30-yard field goal with 0:15 left in regulation to tie the game at 20-20 and send the game into overtime. Washington running back Clinton Portis bulldozed his way down the field in overtime, setting up the game-winning 46-yard field goal by kicker Shaun Suisham.

Dec. 6, 2009 - FedExField
New Orleans 33, Washington 30
Saints quarterback Drew Brees drove 80 yards at the end of regulation to tie the game at 30-30. In overtime, the Saints marched down the field setting up an 18-yard field goal by kicker Garrett Hartley to seal the victory.

Sept. 19, 2010 – FedExField
Houston 30, Washington 27
After holding the Texans on the first possession of overtime, Washington drove to the Houston 34-yard line, but kicker Graham Gano pushed a 52-yard attempt wide right. On the ensuing drive, Neil Rackers connected on a 35-yard field goal to give Houston the win.

Oct. 10, 2010 – FedExField
Washington 16, Green Bay 13
LaRon Landry intercepted an Aaron Rodgers pass on Green Bay's second overtime possession and Washington drove 24 yards to set up a game-winning 33-yard field goal by kicker Graham Gano in the team's Week 5 win against the eventual Super Bowl champions.

Nov. 21, 2010 – LP Field
Washington 19, Tennessee 16
After missing a potential game-winning field goal at the end of regulation, Graham Gano redeemed himself in overtime, capping off a 10-play, 57-yard drive with a 48-yarder on the club's first overtime possession to secure a 19-16 road win.

Dec. 26, 2010 – EverBank Field
Washington 20, Jacksonville 17
A 20-yard touchdown run by Jacksonville quarterback David Garrard in the final three minutes of regulation helped the Jaguars force overtime. Jacksonville won the toss and elected to receive, but on their third offensive play of overtime, cornerback Kevin Barnes intercepted Garrard, setting up Graham Gano for a 31-yard game-winning field goal.

Nov. 20, 2011 – FedExField
Dallas 27, Washington 24
Washington quarterback Rex Grossman lofted a perfect fade to receiver Donté Stallworth in the corner of the end zone with 14 seconds remaining in regulation to force overtime. Washington missed a 52-yard field goal attempt on the first possession of overtime, and Dallas responded as kicker Dan Bailey hit a 39-yard field goal above the right upright for a Dallas victory.

Dec. 9, 2012 – FedExField
Washington 31, Baltimore 28
Baltimore took an eight-point lead with less than five minutes to play, but Washington quarterbacks Robert Griffin III and Kirk Cousins led a 13-play, 88-yard drive to tie the game at 28-28. Cousins, in place of an injured Griffin III, threw an 11-yard touchdown pass to Pierre Garçon and followed it with a two-point conversion on a quarterback draw. In overtime, Washington forced the eventual Super Bowl champion Ravens to go three-and-out, and after a 64-yard punt return by rookie Richard Crawford, kicker Kai Forbath hit a 34-yard game-winning field goal.

Nov. 3, 2013 – FedExField
Washington 30, San Diego 24
Leading 24-21 on Homecoming Weekend, the team's defense faced first-and-goal from its own 1-yard line with 21 seconds re-

OVERTIME GAMES

maining. After stopping Danny Woodhead on first down, Washington forced two Philip Rivers incompletion's and forced the Chargers to settle for a game-tying 19-yard field goal by Nick Novak. Washington took the ball on the first possession of overtime and promptly drove 78 yards in 10 plays, winning the game on fullback Darrel Young's team-record-tying third rushing touchdown of the day.

Oct. 27, 2014 – AT&T Stadium
Washington 20, Dallas 17
Led by quarterback Colt McCoy in his first start with the team, Washington earned their first overtime win against the rival Cowboys since Nov. 2, 1975. On Monday Night Football, McCoy completed 25-of-30 passes for 299 yards, including engineering a nine-play, 58-yard drive culminating in a 40-yard Kai Forbath field goal on overtime's first possession. Rookie cornerback Bashaud Breeland batted away a fourth down pass on the ensuing Cowboys possession, giving the team a 20-17 win.

Oct. 11, 2015 – Georgia Dome
Atlanta 25, Washington 19
Washington trailed by three with 24 seconds remaining in regulation. Quarterback Kirk Cousins led the Redskins 46 yards in four plays, and kicker Dustin Hopkins hit a then-career-long 52-yard field goal with no time remaining to force overtime with the teams tied at 19-19. Washington received the ball to start overtime, but on the seventh play of the drive, wide receiver Ryan Grant slipped in his route, allowing Falcons cornerback Robert Alford to intercept a Cousins pass and race 59 yards down the right sideline for the game-winning touchdown.

Oct. 30, 2016 – Wembley Stadium
Washington 27, Cincinnati 27
In Washington's first game in London, Washington and Cincinnati treated an international audience to a back-and-forth game that featured five lead changes. Trailing 27-24 with 3:15 remaining, quarterback Kirk Cousins engineered a 10-play, 45-yard drive to set-up kicker Dustin Hopkins for a game-tying 40-yard field goal with 1:07 remaining in regulation. In overtime, Hopkins pulled a potential game-winning 34-yard field goal wide left. Washington forced a fumble on the Bengals' ensuing possession, and a potential Hail Mary pass for the Redskins on their next drive sailed out of bounds, resulting in the team's second tie of the overtime era.

Nov. 19, 2016 – Mercedes-Benz Superdome
New Orleans 34, Washington 31
A battered Washington squad led the eventual NFC North champion Saints, 31-16, with under six minutes remaining in New Orleans, but the Saints engineered touchdown drives of 75 yards and 87 yards and converted a two-point conversion to send the game to overtime at 31-31. After a Washington three-and-out to open the extra period, the Saints drove 51 yards to set up Wil Lutz's game-winning 28-yard field goal.

Dec. 22, 2019 – FedExField
NY Giants 41, Washington 35
In a game that looked like it was going to get out of hand early, Washington outscored the New York Giants 14-0 in the fourth quarter to force overtime. New York won the coin toss and elected to receive and QB Daniel Jones led an 11 play, 66 yard drive that was capped with a three yard touchdown pass to TE Kaden Smith to seal the victory. The loss sealed Washington's fate finishing last in the NFC East, but guaranteed the team the No. 2 overall selection in the 2020 NFL Draft.

OVERTIME RECORDS

Washington's .591 all-time winning percentage in overtime games (including postseason play) ranks third among all NFL teams entering 2021.

Team	W	L	T	%
Arizona	29	16	4	.633
Denver	30	19	2	.608
Washington	25	17	2	.591
Buffalo	22	16	0	.579
New York Giants	24	18	2	.568

PLAYERS OF THE WEEK/MONTH

NFC PLAYER OF THE WEEK

OFFENSE (39)

YEAR	WEEK	POS	PLAYER
1984	7	RB	John Riggins
1984	16	WR	Art Monk
1985	16	RB	George Rogers
1985	15	WR	Art Monk
1986	9	QB	Jay Schroeder
1986	12	WR	Gary Clark
1987	4	WR	Anthony Allen
1988	10	QB	Doug Williams
1988	14	WR	Ricky Sanders
1989	15	QB	Mark Rypien
1990	9	QB	Jeff Rutledge
1990	11	QB	Mark Rypien
1990	13	T	Jim Lachey
1991	11	QB	Mark Rypien
1991	12	WR	Art Monk
1991	7	WR	Art Monk
1992	6	WR	Art Monk
1993	1	QB	Mark Rypien
1994	8	QB	Gus Frerotte
1995	5	RB	Terry Allen
1999	4	QB	Brad Johnson
1999	2	QB	Brad Johnson
1999	11	RB	Stephen Davis
2000	8	WR	Albert Connell
2001	6	WR	Rod Gardner
2002	1	QB	Shane Matthews
2005	16	WR	Santana Moss
2005	2	WR	Santana Moss
2006	4	WR	Santana Moss
2007	16	RB	Clinton Portis
2007	14	QB	Todd Collins
2007	5	QB	Jason Campbell
2008	5	RB	Clinton Portis
2012	1	QB	Robert Griffin III
2012	11	QB	Robert Griffin III
2012	17	RB	Alfred Morris
2015	7	QB	Kirk Cousins
2015	10	QB	Kirk Cousins
2016	11	QB	Kirk Cousins
2017	3	QB	Kirk Cousins
2018	8	RB	Adrian Peterson

DEFENSE (38)

YEAR	WEEK	POS	PLAYER
1984	15	CB	Darrell Green
1984	3	CB	Vernon Dean
1984	6	DT	Dave Butz
1985	8	S	Curtis Jordan
1986	1	DT	Dave Butz
1987	14	DE	Charles Mann
1987	10	CB	Darrell Green
1989	13	CB	A.J. Johnson
1990	17	LB	Wilber Marshall
1991	6	LB	Wilber Marshall
1992	7	LB	Wilber Marshall
1992	13	S	Brad Edwards
1992	15	S	Danny Copeland
1993	10	CB	Darrell Green
1995	14	S	Stanley Richard
1996	2	DT	Sean Gilbert
1997	13	LB	Ken Harvey
1997	17	CB	Darrell Green
1997	5	CB	Cris Dishman
1998	13	CB	Darrell Green
1999	3	DE	Kenard Lang
1999	6	CB	Champ Bailey
2000	12	DE	Bruce Smith
2000	5	DE	Marco Coleman
2000	5	CB	Deion Sanders
2003	4	CB	Champ Bailey
2005	15	DE	Phillip Daniels
2006	12	S	Sean Taylor
2006	9	S	Troy Vincent
2008	2	S	Chris Horton
2009	14	LB	Brian Orakpo
2010	5	S	LaRon Landry
2010	7	CB	DeAngelo Hall
2011	4	LB	Brian Orakpo
2011	12	CB	DeAngelo Hall
2014	7	LB	Keenan Robinson
2019	6	S	Landon Collins
2020	1	DE	Ryan Kerrigan

SPECIAL TEAMS (21)

YEAR	WEEK	POS	PLAYER
1991	2	K	Chip Lohmiller
1994	2	RET	Brian Mitchell
1996	2	RET	Brian Mitchell
1997	7	P	Matt Turk
1998	9	P	Matt Turk
1998	14	RET	Brian Mitchell
2005	14	RET	Antonio Brown
2005	17	ST	Mike Sellers
2007	9	K	Shaun Suisham
2008	8	RET	Santana Moss
2008	16	P	Ryan Plackemeier
2009	14	P	Hunter Smith
2010	16	K	Graham Gano
2014	8	K	Kai Forbath
2016	3	K	Dustin Hopkins
2016	5	RET	Jamison Crowder
2018	10	P	Tress Way
2019	12	RET	Steven Sims Jr.
2019	13	P	Tress Way
2020	11	P	Tress Way
2020	13	K	Dustin Hopkins
2020	14	P	Tress Way

*** NOTE - The NFL started awarding weekly honors in 1984.*

NFC PLAYER OF THE MONTH

OFFENSE (7)

YEAR	MONTH	POS	PLAYER
1990	Dec.	RB	Earnest Byner
1991	Nov.	WR	Gary Clark
1996	Oct.	RB	Terry Allen
2007	Dec.	QB	Todd Collins
2008	Oct.	RB	Clinton Portis
2015	Dec.	QB	Kirk Cousins
2016	Nov	QB	Kirk Cousins

DEFENSE (6)

YEAR	MONTH	POS	PLAYER
1986	Nov.	DE	Dexter Manley
1991	Oct.	LB	Wilber Marshall
1992	Oct.	LB	Wilber Marshall
2005	Dec.	LB	Marcus Washington
2012	Dec.	LB	London Fletcher
2020	Dec.	DE	Chase Young

SPECIAL TEAMS (3)

YEAR	MONTH	POS	PLAYER
1993	Sept.	S	Pat Eilers
1997	Oct.	P	Matt Turk
2016	Sept.	K	Dustin Hopkins

PRESEASON RESULTS SINCE 1961

1961 (0-5)				
8/11	vs. LA	7-26	L	N/A
8/19	vs. Chicago	13-29	L	Charleston, SC
8/26	vs. Baltimore	7-41	L	Norfolk, VA
9/2	vs. Philadelphia	10-17	L	Bristol, TN
9/9	vs. Green Bay	24-31	L	Columbus, GA

1962 (1-4)				
8/11	at Los Angeles	7-37	L	
8/16	vs. Baltimore	14-34	L	
8/25	vs. Philadelphia	7-24	L	Charlotte, NC
9/1	vs. Chicago	29-28	W	Norfolk, VA
9/8	vs. Green Bay	14-20	L	Columbus, GA

1963 (0-4)				
8/15	vs. Chicago	26-28	L	
8/24	vs. Philadelphia	13-41	L	Charlotte, NC
8/31	vs. Baltimore	13-27	L	Norfolk, VA
9/6	vs. Green Bay	17-28	L	

1964 (1-4)				
8/8	vs. Detroit	27-28	L	Charlotte, NC
8/15	vs. Chicago	13-14	L	Richmond, VA
8/22	vs. NY Giants	27-24	W	Ithaca, NY
8/27	vs. Baltimore	14-41	L	
9/5	vs. St. Louis	17-10	W	Norfolk, VA

1965 (3-3)				
8/3	vs. Philadelphia	37-0	W	Hershey, PA
8/12	vs. Chicago	30-31	L	
8/21	vs. St. Louis	13-7	W	Richmond, VA
8/28	vs. Minnesota	16-20	L	Charlotte, NC
9/4	vs. Baltimore	23-33	L	Norfolk, VA
9/12	vs. Detroit	20-3	W	Canton, OH

1966 (1-3)				
8/3	vs. Baltimore	0-35	L	
8/20	vs. Chicago	10-24	L	Norfolk, VA
8/26	vs. Minnesota	27-30	L	Cleveland, OH
9/3	vs. Philadelphia	35-20	W	

1967 (4-1)				
8/9	vs. Chicago	37-14	W	
8/19	vs. NY Giants	31-13	W	Raleigh, NC
8/26	at Boston	13-7	W	
8/31	vs. Baltimore	17-23	L	
9/9	vs. Pittsburgh	16-10	W	Norfolk, VA

1968 (3-3)				
8/1	at Houston	3-9	L	
8/10	vs. Atlanta	16-14	W	Tampa, FL
8/16	vs. Baltimore	13-15	L	
8/24	vs. Chicago	13-45	L	Raleigh, NC
8/29	vs. Detroit	16-10	W	
9/7	vs. Pittsburgh	24-17	W	Norfolk, VA

1969 (2-4)				
8/2	vs. Chicago	13-7	W	
8/8	at Buffalo	17-21	L	
8/23	at Atlanta	24-7	W	
8/30	vs. Detroit	20-21	L	Tampa, FL
9/6	vs. Cleveland	10-20	L	
9/14	at Philadelphia	17-26	L	

1970 (5-1)				
8/8	at Cincinnati	12-27	L	
8/16	at Boston	45-21	W	
8/21	vs. Atlanta	21-13	W	
8/28	vs. Buffalo	27-0	W	
9/5	vs. Miami	26-21	W	Tampa, FL
9/12	vs. Baltimore	17-14	W	

1971 (2-3-1)				
8/7	at San Diego	10-19	L	
8/14	at Denver	17-13	W	
8/21	vs. St. Louis	20-13	W	
8/28	vs. Baltimore	14-20	L	
9/4	at Miami	10-27	L	
9/11	vs. Cincinnati	17-17	T	

1972 (2-3-1)				
8/4	vs. Baltimore	33-3	W	Tampa, FL
8/11	vs. Denver	41-0	W	
8/18	vs. Philadelphia	34-10	W	
8/25	at Detroit	10-23	L	
8/31	vs. Miami	24-27	L	
9/9	at Pittsburgh	10-10	T	

1973 (5-1)				
8/3	vs. Detroit	14-17	L	
8/10	vs. Denver	14-10	W	
8/17	at Buffalo	37-21	W	
8/25	vs. Baltimore	20-3	W	
9/2	at New England	35-14	W	
9/9	vs. Chicago	17-3	W	

1974 (2-4)				
8/2	vs. New England	17-21	L	
8/9	vs. Houston	3-48	L	
8/18	vs. Buffalo	15-16	L	
8/24	at Cleveland	20-17	W	
8/30	vs. Pittsburgh	19-21	L	
9/6	vs. Baltimore	7-6	W	

1975 (4-3)				
8/2	vs. Cincinnati	17-9	W	Canton, OH
8/8	vs. Atlanta	14-16	L	
8/16	at Houston	13-24	L	
8/22	vs. Cleveland	23-14	W	
8/29	vs. Detroit	34-13	W	
9/7	vs. NY Jets	31-35	L	
9/12	vs. Baltimore	24-10	W	

1976 (2-4)				
7/31	at Atlanta	17-10	W	
8/6	at Baltimore	3-20	L	
8/14	vs. Pittsburgh	7-27	L	
8/21	at Kansas City	20-23	L	
8/28	at NY Jets	38-7	W	
9/3	vs. Chicago	7-9	L	
9/12	vs. Baltimore	24-10	W	

1977 (4-2)				
8/8	at Cleveland	16-14	W	
8/13	at Miami	15-27	L	
8/18	vs. Kansas City	13-7	W	
8/27	at Green Bay	13-9	W	
9/4	at New England	7-45	L	
9/9	vs. NY Jets	14-7	W	

1978 (2-2)				
8/5	at Minnesota	13-20	L	
8/11	vs. Green Bay	20-12	W	
8/18	at Baltimore	17-16	W	
8/25	vs. Atlanta	7-10	L	

1979 (2-2)				
8/4	at Tampa Bay	9-7	W	
8/11	at Denver	6-13	L	
8/18	at Atlanta	16-6	W	
8/24	vs. Cleveland	9-21	L	

PRESEASON RESULTS SINCE 1961

1961 (0-5)				
8/11	vs. LA	7-26	L	N/A
8/19	vs. Chicago	13-29	L	Charleston, SC
8/26	vs. Baltimore	7-41	L	Norfolk, VA
9/2	vs. Philadelphia	10-17	L	Bristol, TN
9/9	vs. Green Bay	24-31	L	Columbus, GA

1962 (1-4)				
8/11	at Los Angeles	7-37	L	
8/16	vs. Baltimore	14-34	L	
8/25	vs. Philadelphia	7-24	L	Charlotte, NC
9/1	vs. Chicago	29-28	W	Norfolk, VA
9/8	vs. Green Bay	14-20	L	Columbus, GA

1963 (0-4)				
8/15	vs. Chicago	26-28	L	
8/24	vs. Philadelphia	13-41	L	Charlotte, NC
8/31	vs. Baltimore	13-27	L	Norfolk, VA
9/6	vs. Green Bay	17-28	L	

1964 (1-4)				
8/8	vs. Detroit	27-28	L	Charlotte, NC
8/15	vs. Chicago	13-14	L	Richmond, VA
8/22	vs. NY Giants	27-24	W	Ithaca, NY
8/27	vs. Baltimore	14-41	L	
9/5	vs. St. Louis	17-10	W	Norfolk, VA

1965 (3-3)				
8/3	vs. Philadelphia	37-0	W	Hershey, PA
8/12	vs. Chicago	30-31	L	
8/21	vs. St. Louis	13-7	W	Richmond, VA
8/28	vs. Minnesota	16-20	L	Charlotte, NC
9/4	vs. Baltimore	23-33	L	Norfolk, VA
9/12	vs. Detroit	20-3	W	Canton, OH

1966 (1-3)				
8/3	vs. Baltimore	0-35	L	
8/20	vs. Chicago	10-24	L	Norfolk, VA
8/26	vs. Minnesota	27-30	L	Cleveland, OH
9/3	vs. Philadelphia	35-20	W	

1967 (4-1)				
8/9	vs. Chicago	37-14	W	
8/19	vs. NY Giants	31-13	W	Raleigh, NC
8/26	at Boston	13-7	W	
8/31	vs. Baltimore	17-23	L	
9/9	vs. Pittsburgh	16-10	W	Norfolk, VA

1968 (3-3)				
8/1	at Houston	3-9	L	
8/10	vs. Atlanta	16-14	W	Tampa, FL
8/16	vs. Baltimore	13-15	L	
8/24	vs. Chicago	13-45	L	Raleigh, NC
8/29	vs. Detroit	16-10	W	
9/7	vs. Pittsburgh	24-17	W	Norfolk, VA

1969 (2-4)				
8/2	vs. Chicago	13-7	W	
8/8	at Buffalo	17-21	L	
8/23	at Atlanta	24-7	W	
8/30	vs. Detroit	20-21	L	Tampa, FL
9/6	vs. Cleveland	10-20	L	
9/14	at Philadelphia	17-26	L	

1970 (5-1)				
8/8	at Cincinnati	12-27	L	
8/16	at Boston	45-21	W	
8/21	vs. Atlanta	21-13	W	
8/28	vs. Buffalo	27-0	W	
9/5	vs. Miami	26-21	W	Tampa, FL
9/12	vs. Baltimore	17-14	W	

1971 (2-3-1)				
8/7	at San Diego	10-19	L	
8/14	at Denver	17-13	W	
8/21	vs. St. Louis	20-13	W	
8/28	vs. Baltimore	14-20	L	
9/4	at Miami	10-27	L	
9/11	vs. Cincinnati	17-17	T	

1972 (2-3-1)				
8/4	vs. Baltimore	33-3	W	Tampa, FL
8/11	vs. Denver	41-0	W	
8/18	vs. Philadelphia	34-10	W	
8/25	at Detroit	10-23	L	
8/31	vs. Miami	24-27	L	
9/9	at Pittsburgh	10-10	T	

1973 (5-1)				
8/3	vs. Detroit	14-17	L	
8/10	vs. Denver	14-10	W	
8/17	at Buffalo	37-21	W	
8/25	vs. Baltimore	20-3	W	
9/2	at New England	35-14	W	
9/9	vs. Chicago	17-3	W	

1974 (2-4)				
8/2	vs. New England	17-21	L	
8/9	vs. Houston	3-48	L	
8/18	vs. Buffalo	15-16	L	
8/24	at Cleveland	20-17	W	
8/30	vs. Pittsburgh	19-21	L	
9/6	vs. Baltimore	7-6	W	

1975 (4-3)				
8/2	vs. Cincinnati	17-9	W	Canton, OH
8/8	vs. Atlanta	14-16	L	
8/16	at Houston	13-24	L	
8/22	vs. Cleveland	23-14	W	
8/29	vs. Detroit	34-13	W	
9/7	vs. NY Jets	31-35	L	
9/12	vs. Baltimore	24-10	W	

1976 (2-4)				
7/31	at Atlanta	17-10	W	
8/6	at Baltimore	3-20	L	
8/14	vs. Pittsburgh	7-27	L	
8/21	at Kansas City	20-23	L	
8/28	at NY Jets	38-7	W	
9/3	vs. Chicago	7-9	L	
9/12	vs. Baltimore	24-10	W	

1977 (4-2)				
8/8	at Cleveland	16-14	W	
8/13	at Miami	15-27	L	
8/18	vs. Kansas City	13-7	W	
8/27	at Green Bay	13-9	W	
9/4	at New England	7-45	L	
9/9	vs. NY Jets	14-7	W	

1978 (2-2)				
8/5	at Minnesota	13-20	L	
8/11	vs. Green Bay	20-12	W	
8/18	at Baltimore	17-16	W	
8/25	vs. Atlanta	7-10	L	

1979 (2-2)				
8/4	at Tampa Bay	9-7	W	
8/11	at Denver	6-13	L	
8/18	at Atlanta	16-6	W	
8/24	vs. Cleveland	9-21	L	

1980 (3-1)				
8/9	at Baltimore	13-3	W	
8/18	at Cleveland	12-3	W	
8/23	vs. Oakland	34-17	W	
8/29	at Tampa Bay	6-11	L	

1981 (3-1)				
8/7	vs. Kansas City	16-10	W	
8/14	vs. Minnesota	27-13	W	
8/22	at Baltimore	13-7	W	
8/30	at New England	10-19	L	

PRESEASON RESULTS SINCE 1961

1982 (0-4)				
8/14	at Miami	7-24	L	
8/21	at Tampa Bay	13-28	L	
8/27	vs. Buffalo	14-20	L	
9/3	at Cincinnati	21-28	L	

1983 (2-2)				
8/6	at Atlanta	10-13	L	
8/12	vs. Cincinnati	27-23	W	
8/19	vs. Miami	7-38	L	
8/27	at Buffalo	27-19	W	

1984 (2-2)				
8/4	at Denver	16-13	W	
8/10	vs. L.A. Raiders	20-21	L	
8/17	vs. New England	27-31	L	
8/25	at New Orleans	14-6	W	

1985 (4-0)				
8/10	at Atlanta	17-14	W	
8/18	at L.A. Raiders	14-9	W	
8/23	vs. New England	37-36	W	
8/30	at Tampa Bay	20-7	W	

1986 (3-1)				
8/10	at New England	7-18	L	
8/15	vs. Pittsburgh	27-24	W	
8/23	at Tampa Bay	21-13	W	
8/29	vs. Atlanta	29-21	W	

1987 (3-1)				
8/14	vs. Pittsburgh	23-17	W	
8/22	vs. Green Bay	33-0	W	Madison, WI
8/29	at Tampa Bay	10-17	L	
9/5	at L.A. Rams	26-14	W	

1988 (3-1)				
8/5	vs. Pittsburgh	31-44	L	
8/13	at Miami	27-10	W	
8/20	at L.A. Raiders	45-27	W	
8/27	vs. Atlanta	34-17	W	Birmingham, AL

1989 (4-1)				
8/5	vs. Buffalo	31-6	W	Canton, OH
8/12	at Pittsburgh	21-14	W	
8/21	at Minnesota	13-24	L	
8/25	vs. Miami	35-21	W	
9/1	at New Orleans	26-21	W	

1990 (3-1)				
8/11	vs. Atlanta	27-31	L	(Chapel Hill, NC)
8/17	vs. Pittsburgh	27-24	W	
8/25	at Cleveland	31-13	W	
8/31	vs. L.A. Rams	37-10	W	

1991 (1-3)				
8/4	at Pittsburgh	7-13	L	
8/10	at New England	27-6	W	
8/16	vs. Cleveland	21-24	L	
8/24	vs. NY Jets	9-13	L	Columbia, SC

1992 (1-4)				
8/1	vs. Miami	21-22	L	Orlando, FL
8/8	at NY Jets	13-14	L	
8/16	vs. San Francisco	15-17	L	London
8/22	at L.A. Raiders	27-23	W	
8/29	vs. Minnesota	0-30	L	

1993 (3-1)				
8/9	vs. Cleveland	41-12	W	
8/14	at Miami	10-19	L	
8/22	at Pittsburgh	10-3	W	
8/27	vs. NY Jets	17-3	W	

1994 (1-3)				
8/8	at Buffalo	11-13	L	
8/12	vs. Kansas City	14-17	L	
8/18	at New England	17-27	L	
8/26	vs. Pittsburgh	22-21	W	

1995 (1-3)				
8/5	at Kansas City	21-37	L	
8/12	vs. Houston	16-13	W	Nashville, TN
8/19	at Miami	12-27	L	
8/25	at Green Bay	23-35	L	

1996 (1-3)				
8/2	at Buffalo	17-7	W	
8/9	at Detroit	25-34	L	
8/16	vs. Cincinnati	7-28	L	
8/23	at New England	19-27	L	

1997 (3-1)				
8/2	at Tampa Bay	20-8	W	
8/9	at Tennessee	18-12	W	
8/16	at Atlanta	35-31	W	
8/21	at Miami	7-28	L	

1998 (1-3)				
8/8	vs. Miami	16-19	L	
8/15	at Tennessee	27-24	W	
8/22	vs. New England	17-20	L	
8/28	at Buffalo	17-27	L	

1999 (3-1)				
8/13	at New England	20-14	W	
8/20	vs. Buffalo	20-19	W	
8/28	at Pittsburgh	27-14	W	
9/3	vs. Tampa Bay	13-16	L	

2000 (3-1)				
8/4	at Tampa Bay	12-13	L	
8/11	vs. New England	30-20	W	
8/19	at Cleveland	24-0	W	
8/25	vs. Pittsburgh	17-10	W	

2001 (1-3)				
8/12	at Kansas City	0-20	L	
8/17	vs. Atlanta	6-27	L	
8/24	vs. Cleveland	27-25	W	
8/30	at New England	13-33	L	

2002 (4-1)				
8/3	vs. San Francisco	38-7	W	Osaka, Japan
8/10	at Carolina	37-30	W	
8/18	vs. Pittsburgh	35-34	W	
8/24	at Tampa Bay	40-10	W	
8/29	vs. New England	14-28	L	

2003 (1-3)				
8/9	at Carolina	0-20	L	
8/16	vs. New England	13-20	L	
8/23	vs. Baltimore	24-3	W	
8/28	at Jacksonville	15-17	L	

2004 (3-2)				
8/9	vs. Denver	20-17	W	Canton, OH
8/14	vs. Carolina	20-23	L	
8/21	at Miami	17-0	W	
8/27	at St. Louis	3-28	L	
9/3	vs. Atlanta	27-0	W	

2005 (1-3)				
8/13	at Carolina	10-28	L	
8/19	vs. Cincinnati	17-24	L	
8/26	vs. Pittsburgh	17-10	W	
9/1	at Baltimore	20-26	L	

2006 (0-4)				
8/13	at Cincinnati	3-19	L	
8/19	vs. NY Jets	14-27	L	
8/26	at New England	0-41	L	
8/31	vs. Baltimore	10-17	L	

2007 (2-2)				
8/11	at Tennessee	14-6	W	
8/18	vs. Pittsburgh	10-12	L	
8/25	vs. Baltimore	13-7	W	
8/30	at Jacksonville	14-31	L	

PRESEASON RESULTS SINCE 1961

2008 (3-2)				
8/3	vs. Indianapolis	30-16	W	Canton, OH
8/9	vs. Buffalo	17-14	W	
8/16	at NY Jets	13-10	W	
8/23	at Carolina	3-47	L	
8/28	vs. Jacksonville	3-24	L	

2009 (1-3)				
8/13	at Baltimore	0-23	L	
8/22	vs. Pittsburgh	17-13	W	
8/28	vs. New England	24-27	L	
9/3	at Jacksonville	17-24	L	

2010 (2-2)				
8/13	vs. Buffalo	42-17	W	
8/21	vs. Baltimore	3-23	L	
8/27	at NY Jets	16-11	W	
9/2	at Arizona	10-20	L	

2011 (3-1)				
8/12	vs. Pittsburgh	16-7	W	
8/19	at Indianapolis	16-3	W	
8/25	at Baltimore	31-34	L	
9/1	vs. Tampa Bay	29-24	W	

2012 (3-1)				
8/9	at Buffalo	7-6	W	
8/18	at Chicago	31-33	L	
8/25	vs. Indianapolis	30-17	W	
8/29	vs. Tampa Bay	30-3	W	

2013 (4-0)				
9/8	at Tennessee	22-21	W	
9/19	vs. Pittsburgh	24-13	W	
9/24	vs. Buffalo	30-7	W	
9/29	at Tampa Bay	30-12	W	

2014 (3-1)				
8/7	vs. New England	23-6	W	
8/18	vs. Cleveland	24-23	W	
8/23	at Baltimore	23-17	L	
8/28	at Tampa Bay	24-10	W	

2015 (3-1)				
8/13	at Cleveland	20-17	W	
8/20	vs. Detroit	21-17	W	
8/29	at Baltimore	31-13	W	
9/3	vs. Jacksonville	17-16	L	

2016 (3-1)				
8/11	at Atlanta	23-17	L	
8/19	vs. NY Jets	22-18	W	
8/26	vs. Buffalo	21-16	W	
8/31	at Tampa Bay	20-13	W	

2017 (2-2)				
8/10	at Baltimore	23-3	L	
8/19	vs. Green Bay	21-17	L	
8/27	vs. Cincinnati	23-17	W	
8/31	at Tampa Bay	13-10	W	

2018 (1-3)				
8/9	at New England	26-17	L	
8/16	vs. NY Jets	15-13	W	
8/24	vs. Denver	29-17	L	
8/30	at Baltimore	30-20	L	

2019 (1-3)				
8/8	at Cleveland	30-10	L	
8/15	vs. Cincinnati	23-13	L	
8/22	at Atlanta	19-7	W	
8/29	vs. Baltimore	20-7	L	

Preseason records vs. NFL franchises since 1961

49ers	1-1-0
Bears	4-8-0
Bengals	3-6-1
Bills	11-5-0
Broncos	5-2-0
Browns	10-4-0
Buccaneers	11-5-0
Cardinals (STL/PHX/ARI)	3-1-0
Chargers	0-1-0
Chiefs	2-4-0
Colts (BAL/IND)	11-10-0
Dolphins	4-10-0
Eagles	3-4-0
Falcons	11-6-0
Giants	2-0-0
Jaguars	0-5-0
Jets	7-4-0
Lions	4-5-0
Oilers/Titans (HOU/TEN)	5-3-0
Packers	3-5-0
Panthers	1-4-0
Patriots (BOS/NE)	8-14-0
Raiders (LA/OAK)	4-1-0
Rams (LA/STL)	2-3-0
Ravens	3-9-0
Saints	2-0-0
Steelers	15-5-1
Vikings	1-5-0

PRIMETIME GAMES

Entering 2021, Washington is 52-71-1 in prime-time regular season matchups since the 1970 AFL-NFL Merger.

1970 (0-1)				
Oct. 19	Mon.	at Oakland	20-34	L

1971 (1-0)				
Dec. 13	Mon.	at LA Rams	38-24	W

1972 (2-0)				
Sept. 18	Mon.	at Minnesota	24-21	W
Nov. 20	Mon.	vs. Atlanta	24-13	W

1973 (1-1)				
Oct. 8	Mon.	vs. Dallas	14-7	W
Nov. 5	Mon.	at Pittsburgh	16-21	L

1974 (2-0)				
Sept. 30	Mon.	vs. Denver	30-3	W
Dec. 9	Mon.	at LA Rams	23-17	W

1975 (1-0)				
Oct. 13	Mon.	vs. STL	27-17	W

1976 (2-0)				
Sep. 27	Mon.	at Philadelphia	20-17	W
Oct. 25	Mon.	at LA Rams	23-17	W

1977 (1-1)				
Nov. 7	Mon.	at Baltimore	3-10	L
Nov. 21	Mon.	vs. Green Bay	10-9	W

1978 (1-1)				
Oct. 2	Mon.	vs. Dallas	9-5	W
Nov. 6	Mon.	at Baltimore	17-21	L

1979 (1-1)				
Sept. 17	Mon.	vs. NY Giants	27-0	W

1980 (0-2)				
Sept. 8	Mon.	vs. Dallas	3-17	L
Oct. 13	Mon.	at Denver	17-20	L

1983 (1-2)				
Sept. 5	Mon.	vs. Dallas	30-31	L
Oct. 17	Mon.	at Green Bay	47-48	L
Oct. 31	Mon.	at San Diego	27-24	W

1984 (2-1)				
Sept. 10	Mon.	at San Francisco	31-37	L
Nov. 5	Mon.	vs. Atlanta	27-14	W
Nov. 29	Thu.	at Minnesota	31-17	W

1985 (2-1)				
Sept. 9	Mon.	at Dallas	14-44	L
Oct. 7	Mon.	vs. Cardinals	27-10	W
Nov. 18	Mon.	vs. NY Giants	23-21	W

1986 (1-1)				
Oct. 27	Mon.	at NY Giants	20-27	L
Nov. 17	Mon.	vs. San Francisco	14-6	W

1987 (1-2)				
Oct. 19	Mon.	at Dallas	13-7	W
Nov. 23	Mon.	vs. LA Rams	26-30	L
Dec. 20	Sun.	at Miami	21-23	L

1988 (0-3)				
Sep. 5	Mon.	at NY Giants	20-27	L
Oct. 30	Sun.	at Houston	17-41	L
Nov. 21	Mon.	at San Francisco	21-37	L

1989 (0-3)				
Sept. 11	Mon.	vs. NY Giants	24-27	L
Nov. 5	Sun.	vs. Dallas	3-13	L
Nov. 20	Mon.	vs. Denver	10-14	L

1990 (1-2)				
Sept. 30	Sun.	at Phoenix	38-10	W
Nov. 12	Mon.	at Philadelphia	14-28	L
Dec. 22	Sat.	at Indianapolis	28-35	L

1991 (4-0)				
Sept. 1	Sun.	vs. Detroit	45-0	W
Sept. 9	Mon.	at Dallas	33-31	W
Sept. 30	Mon.	vs. Philadelphia	23-0	W
Oct. 27	Sun.	at NY Giants	17-13	W

1992 (1-3)				
Sept. 7	Mon.	at Dallas	10-23	L
Oct. 12	Mon.	vs. Denver	34-3	W
Nov. 1	Sun.	vs. NY Giants	7-24	L
Nov. 23	Mon.	at New Orleans	3-20	L

1993 (2-2)				
Sept. 6	Mon.	vs. Dallas	35-16	W
Oct. 4	Mon.	at Miami	10-17	L
Nov. 1	Mon.	at Buffalo	10-24	L
Nov. 7	Sun.	vs. Indianapolis	30-24	W

1994 (0-1)				
Oct. 9	Sun.	at Philadelphia	17-21	L

1995 (0-1)				
Oct. 29	Sun.	vs. NY Giants	15-24	L

1996 (1-0)				
Sept. 29	Sun.	vs. NY Jets	31-16	W

1997 (2-0-1)				
8/31/97	Sun.	at Carolina	24-10	W
10/13/97	Mon.	vs. Dallas	21-16	W
11/23/97	Sun.	vs. NY Giants	7-7 T	T

1998 (0-2)				
Sept. 14	Mon.	vs. San Francisco	10-45	L
Dec. 27	Sun.	at Dallas	7-23	L

1999 (2-0)				
Oct. 17	Sun.	at Arizona	24-10	W
Dec. 26	Sun.	at San Francisco	26-20	W

2000 (2-2)				
Sept. 18	Mon.	vs. Dallas	21-27 L	W
Sept. 24	Sun.	at NY Giants	16-6 W	W
Oct. 30	Mon.	vs. Tennessee	21-27	L
Nov. 20	Mon.	at St. Louis	33-20	W

2001 (2-2)				
Sept. 24	Mon.	at Green Bay	0-37	L
Oct. 15	Mon.	at Dallas	7-9	L
Dec. 30	Sun.	at New Orleans	40-10	W

2002 (1-1)				
Sept. 16	Mon.	vs. Philadelphia	7-37	L
Oct. 27	Sun.	vs. Indianapolis	26-21	W

2003 (1-2)				
Sept. 4	Thu.	vs. NY Jets	16-13 W	W
Nov. 23	Sun.	at Miami	23-24 L	L
Dec. 27	Sat.	vs. Philadelphia	7-31 L	L

2004 (0-3)				
Sept. 27	Mon.	vs. Dallas	18-21	L
Oct. 10	Sun.	vs. Baltimore	10-17	L
Dec. 12	Sun.	vs. Philadelphia	14-17	L

2005 (2-0)				
Sept. 19	Mon.	vs. Dallas	18-21	W
Nov. 6	Sun.	vs. Baltimore	10-17	W

2006 (0-3)				
Sept. 11	Mon.	vs. Minnesota	16-19	L
Sept. 17	Sun.	at Dallas	10-27	L
Dec. 30	Sat.	vs. NY Giants	28-34	L

2007 (0-3)				
Sept. 17	Mon.	at Philadelphia	20-12	W
Dec. 6	Thu.	vs. Chicago	24-16	W
Dec. 16	Sun.	at NY Giants	22-10	W
Dec. 23	Sun.	at Minnesota	32-21	W

2008 (0-4)				
9/4/08	Thu.	at NY Giants	7-16	L
11/3/08	Mon.	vs. Pittsburgh	6-23	L
11/16/08	Sun.	vs. Dallas	10-14	L
12/7/08	Sun.	at Baltimore	10-24	L

2009 (0-3)				
10/26/09	Mon.	vs. Philadelphia	17-27	L
12/21/09	Mon.	vs. NY Giants	12-45	L

PRIMETIME GAMES

12/27/09	Sun.	vs. Dallas	0-17	L

2010 (1-2)				
Sept. 12	Sun.	vs. Dallas	13-7	W
Oct. 17	Sun.	vs. Indianapolis	24-27	L
Nov. 15	Mon.	vs. Philadelphia	28-59	L

2011 (1-2)				
Sept. 26	Mon.	at Dallas	16-18	L

2012 (0-2)				
Dec. 3	Mon.	vs. NY Giants	17-16 W	W
Dec. 30	Sun.	vs. Dallas	28-18	W

2013 (0-5)				
Sept. 9	Mon.	vs. Philadelphia	27-33	L
Oct. 13	Sun.	at Dallas	16-31	L
Nov. 7	Thu.	at Minnesota	27-34	L
Nov. 25	Mon.	vs. San Francisco	6-27	L
Dec. 1	Sun.	vs. NY Giants	17-24	L

2014 (1-2)				
Sept. 25	Thu.	vs. NY Giants	14-45	L
Oct. 6	Mon.	vs. Seattle	17-27	L
Oct. 27	Mon.	at Dallas	20-17	W

2015 (1-2)				
Sept. 24	Thu.	at NY Giants	21-32	L
Dec. 7	Mon.	vs. Dallas	16-19	L
Dec. 26	Sat.	at Philadelphia	38-24	W

2016 (1-2)				
Sept. 12	Mon.	vs. Pittsburgh	16-38	L
No. 20	Sun.	vs. Green Bay	42-24	W
Dec. 19	Mon.	vs. Carolina	15-26	L

2017 (2-3)				
Sept. 24	Sun.	vs. Oakland	27-10	W
Oct. 2	Mon.	at Kansas City	20-29	L
Oct. 23	Mon.	at Philadelphia	24-34	L
Nov. 23	Thu.	vs. NY Giants	20-10	W
Nov. 30	Thu.	at Dallas	14-38	L

2018 (0-3)				
Oct. 8	Mon.	at New Orleans	19-43	L
Dec. 3	Mon.	at Philadelphia	13-28	L
Dec. 22	Sat.	at Tennessee	16-25	L

2019 (0-2)				
Sept. 23	Mon.	vs. Chicago	15-31	L
Oct. 24	Thu.	at Minnesota	9-19	L

2020 (1-0)				
Jan. 3	Sun.	at Philadelphia	20-14	W

Record By Night	
Night	**Record**
Monday	28-45
Thursday	4-6
Night	**Record**
Saturday	1-3
Sunday	18-17-1

PRO BOWLERS

1950	
Bill Dudley	HB
Harry Gilmer	QB
Paul Lipscomb	T

1951	
Sammy Baugh	QB
Bill Dudley	RB
Rob Goode	FB
Paul Lipscomb	T
Laurie Niemi	T

1952	
Harry Gilmer	QB
Paul Lipscomb	T
Laurie Niemi	T
Hugh Taylor	E
John Williams	HB

1953	
Gene Brito	E
Don Doll	T
Paul Lipscomb	T

1954	
Dick Alban	HB
Rob Goode	FB
Hugh Taylor	E
Bill Wells	HB

1955	
Gene Brito	E
Chuck Drazenovich	LB
Eddie LeBaron	QB
Volney Peters	T
Joe Scudero	HB
Torgy Torgeson	LB
Harry Ulinski	C

1956	
Sam Baker	P
Gene Brito	E
Al Dorow	QB
Chuck Drazenovich	LB
Leo Elter	RB
Dick Stanfel	G
Torgy Torgeson	LB

1957	
Gene Brito	E
John Carson	E
Chuck Drazenovich	LB
Eddie LeBaron	QB
Jim Podoley	RB
Dick Stanfel	G

1958	
Gene Brito	E
Chuck Drazenovich	LB
Eddie LeBaron	QB
Jim Schrader	C
Dick Stanfel	G

1959	
Bill Anderson	E
Don Bosseler	RB
Jim Schrader	C
Bob Toneff	DT

1960	
Bill Anderson	E
Bob Khayat	DT
Bob Toneff	DT

1961	
Dickie James	RB
Ray Lemek	T
Jim Schrader	C
Bob Toneff	DT

1962	
Rod Breedlove	LB
Bobby Mitchell	FL
John Nisby	G
Norm Snead	QB

1963	
Bobby Mitchell	FL
Vince Promuto	G
Joe Rutgens	DT
Norm Snead	QB

1964	
Sam Huff	LB
Sonny Jurgensen	QB
Paul Krause	DB
Bobby Mitchell	FL
John Paluck	DE
Vince Promuto	G
Charley Taylor	RB

1965	
Paul Krause	DB
Joe Rutgens	DT
Charley Taylor	RB

1966	
Chris Hanburger	LB
Sonny Jurgensen	QB
Charley Taylor	WR

1967	
Chris Hanburger	LB
Len Hauss	C
Sonny Jurgensen	QB
Jerry Smith	TE
Charley Taylor	WR

1968	
Chris Hanburger	LB
Len Hauss	C

1969	
Larry Brown	RB
Pat Fischer	CB
Chris Hanburger	LB
Len Hauss	C
Sonny Jurgensen	QB
Jerry Smith	TE

1970	
Larry Brown*	RB
Len Hauss	C

1971	
Larry Brown*	RB
Speedy Duncan	PR
Len Hauss	C
Roy Jefferson	WR
Curt Knight	K

1972	
Larry Brown	RB
Chris Hanburger*	LB
Len Hauss	C
Billy Kilmer*	QB
Charley Taylor	WR

PRO BOWLERS

1973	
Chris Hanburger*	LB
Ken Houston*	FS
Herb Mul-Key	PR
Charley Taylor*	WR

1974	
Chris Hanburger*	LB
Ken Houston*	SS
Diron Talbert	DT
Charley Taylor*	WR

1975	
Chris Hanburger*	LB
Ken Houston*	SS
Charley Taylor	WR

1976	
Eddie Brown	PR
Chris Hanburger	LB
Ken Houston*	SS
Mike Thomas	RB

1977	
Eddie Brown	PR
Jean Fugett	TE
Ken Houston	SS

1978	
Tony Green	PR
Ken Houston	SS

1979	
Ken Houston	SS
Mark Moseley	K
Lemar Parrish*	CB

1980	
Mike Nelms	PR
Lemar Parrish*	CB

1981	
Mike Nelms	PR

1982	
Charlie Brown	WR
Mark Moseley	K
Mike Nelms	PR
Tony Peters*	SS
Joe Theismann*	QB

1983	
Jeff Bostic*	C
Charlie Brown	WR
Dave Butz	DT
Russ Grimm*	G
Joe Jacoby*	T
Mark Murphy*	FS
Joe Theismann*	QB

1984	
Darrell Green*	CB
Russ Grimm*	G
Joe Jacoby*	T
Art Monk	WR

1985	
Russ Grimm*	G
Joe Jacoby	T
Art Monk*	WR

1986	
Gary Clark*	WR
Darrell Green*	CB
Russ Grimm	G
Joe Jacoby	T
Dexter Manley*	DE
Art Monk	WR
Jay Schroeder	QB

1987	
Gary Clark	WR
Darrell Green*	CB
Charles Mann	DE

1988	
Charles Mann	DE
Mark May*	T

1989	
Charles Mann	DE
Mark Rypien	QB

1990	
Earnest Byner*	RB
Gary Clark	WR
Darrell Green*	CB
Jim Lachey*	T

1991	
Earnest Byner	RB
Gary Clark	WR
Darrell Green*	CB
Jim Lachey*	T
Chip Lohmiller	K
Charles Mann	DE
Mark Rypien*	QB
Mark Schlereth	G

1992	
Wilber Marshall	LB

1994	
Ken Harvey*	LB
Reggie Roby	P

1995	
Ken Harvey*	LB
Brian Mitchell	KR/PR

1996	
Terry Allen*	RB
Gus Frerotte	QB
Darrell Green	CB
Ken Harvey	LB
Matt Turk	P

1997	
Cris Dishman	CB
Darrell Green*	CB
Ken Harvey	LB
Matt Turk	P

1998	
Matt Turk	P

1999	
Stephen Davis	RB
Brad Johnson	QB
Tré Johnson*	G

2000	
Stephen Alexander	TE
Champ Bailey*	CB
Marco Coleman	DE
Stephen Davis	RB

2001	
LaVar Arrington*	LB
Chris Samuels*	OT
Champ Bailey	CB

PRO BOWLERS

2002	
LaVar Arrington*	LB
Champ Bailey*	CB
Chris Samuels*	OT

2003	
LaVar Arrington*	LB
Champ Bailey*	CB
Laveranues Coles	WR

2004	
Marcus Washington*	LB

2005	
Santana Moss*	WR
Chris Samuels	OT

2006	
Chris Samuels	OT
Sean Taylor	S

2007	
Ethan Albright	LS
Chris Cooley	TE
Chris Samuels*	OT
Sean Taylor	S

2008	
Chris Cooley	TE
Clinton Portis	RB
Chris Samuels	OT
Mike Sellers*	FB

2009	
London Fletcher*	LB
Brian Orakpo*	LB

2010	
London Fletcher	LB
DeAngelo Hall*	CB
Brian Orakpo*	LB

2011	
London Fletcher	LB

2012	
Lorenzo Alexander	ST/LB
London Fletcher*	LB
Robert Griffin III	QB
Ryan Kerrigan	LB
Trent Williams	T

2013	
Alfred Morris	RB
Brian Orakpo	LB
Trent Williams*	T

2014	
Alfred Morris	RB
Trent Williams	T

2015	
Trent Williams	T

2016	
Kirk Cousins	QB
Ryan Kerrigan	LB
Jordan Reed	TE
Brandon Scherff	G
Trent Williams*	T

2017	
Ryan Kerrigan*	LB
Brandon Scherff	G
Trent Williams	T

2018	
Ryan Kerrigan*	LB
Trent Williams	T

2019	
Tress Way*	P
Brandon Scherff	G

2020	
Brandon Scherff*	G
Chase Young	DE

Most Selections

Player	No.	Years
Chris Hanburger	9	1966-69, 72-76
Charley Taylor	8	1964-67, 72-75
Darrell Green	7	1984, 86-87, 90-91, 96-97
Ken Houston	7	1973-79
Trent Williams	7	2012-18
Chris Samuels	6	2001-02, 05-08
Len Hauss	6	1967-72

*Starters since 1970 NFL-AFL merger indicated by asterisks

Consecutive Selections

Player	No.	Years
Ken Houston	7	1973-79
Trent Williams	7	2012-18
Len Hauss	6	1967-72
Chris Hanburger	5	1972-76
Paul Lipscomb	4	1950-53
Gene Brito	4	1955-58
Chuck Drazenovich	4	1955-58
Charley Taylor	4	1964-67
Chris Hanburger	4	1966-69
Larry Brown	4	1969-72
Russ Grimm	4	1983-86
Joe Jacoby	4	1983-96
Ken Harvey	4	1994-97
Chris Samuels	4	2005-08
London Fletcher	4	2009-12

RECORD BOOK

RECORD BOOK
TEAM

CHAMPIONSHIPS

League Championships
1937, 42, 82, 87, 91

GAMES WON

Most Consecutive Games Won		
14		1942-43
11		1991
11		1983

Most Consecutive Games Without Defeat		
17	W16 T1	1942-43
11	All wins	1991
11	All wins	1983

Most Games Won, Season		
14	W16 T1	1983
14	All wins	1991
12	All wins	1986

Most Games Won, Season (Including Playoffs)		
17		1991
16		1983
14		1997
14		1986

Most Consecutive Games Won, Season		
11		1991
9		1983
9		1972

Most Consecutive Games Won, Start of Season		
11		1991
7		1940
5		1986
5		1971

Most Consecutive Games Won, End of Season		
9		1942
9		1983
7		2012

Most Consecutive Games Without Defeat, Start of Season		
11	All wins	1991
7	6 wins, 1 tie	1943
7	All wins	1940

Most Consecutive Home Games Won		
11	All wins	1939-40
11	W6, T1	1990-91
10	All wins	1974-75

Most Consecutive Home Games Without Defeat		
14	W2, T1, W11	1938-40
11	All wins	1990-91
10	All wins	1974-75

Most Consecutive Road Games Won		
9		1981-83
7		1991
7		1985-86
7		1942-43

Most Consecutive Road Games Without Defeat		
9		1981-83
8	W7, 1T	1942-43
7	Three Times	Last: 1991

Most Shutout Games Won or Tied, Season		
4	All Wins	1934
3	Four Times	Last: 1991

Most Consecutive Shutout Games Won or Tied		
2	Multiple Times	

Largest Margin of Victory		
45	vs. Lions	9/1/1991
44	vs. Rams	1/1/1984
42	vs. Bears	12/15/1974
42	at Dodgers	11/12/1939

RECORD BOOK
TEAM

OT Games, Played, Season		
4		2010
3	Two Times	Last: 1999

OT Games, Won, Season		
3		2010
2	Two Times	Last: 2007

GAMES LOST

Most Consecutive Games Lost		
17		1960-61
9		2013-14
8		1950
8		1935

Most Consecutive Games Without Victory		
23	L20, T3	1960-61
9	All losses	2013-14
8	All losses	1950
8	All losses	1935

Most Games Lost, Season		
13		2019
13		2013
13		1994

Most Consecutive Games Lost, Season		
9		1961
8		2013
8		1950
8		1935

Most Consecutive Games Lost, Start of Season		
9		1961
7		1998
5	Three Times	Last: 1981

Most Consecutive Games Lost, End of Season		
8		2013
8		1960
5	Three Times	Last: 1978

Most Consecutive Games Without Victory, Season		
13	L9, T1, L3	1961
8	All losses	2013
8	All losses	1950
8	All losses	1935

Most Consecutive Games Without Victory, Start of Season		
13	L9, T1, L3	1961
7	All losses	1998
5	Multiple Times	Last: 2019

Most Consecutive Games Without Victory, End of Season		
8		2013
8		1960
5	Three Times	Last: 1978

Most Consecutive Home Games Lost		
10		1960-61
9		2018-19
9		1993-94
8		2011-12

Most Consecutive Home Games Without Victory		
11	L10, T1	1960-61
9	All losses	2018-19
9	All losses	1993-94
8	All losses	2011-12

Most Consecutive Road Games Lost		
9	L10, T1	2014-15
9	All losses	2013-14
9	All losses	2008-09
9	All losses	1960-61

Most Consecutive Road Games Without Victory		
18		1959-62
9		2014-15
9		2013-14
9		2008-09

RECORD BOOK
TEAM

Most Shutout Games Lost or Tied, Season		
5	L4, T1	1933
5	L4, T1	1932
4	L3, T1	1935
4	All losses	1934

Most Consecutive Shutout Games Lost or Tied		
2	Multiple Times	Last: 1961

Largest Margin of Defeat		
73	vs. Bears	12/8/40
59	vs. Browns	11/7/54
53	vs. Giants	11/5/61

TIE GAMES

Most Tie Games, Season		
3	vs. Browns	1967
2	Six times	Last: 1969

SCORING

Seasons Leading League, Scoring		
3		1940, 83, 91

Most Consecutive Seasons Leading League, Scoring		
1	Three times	1940, 83, 91

POINTS

Most Points, Season		
541		1983
485		1991
443		1999

Fewest Points, Season		
55		1932
65		1935
103		1933

Most Points, Game		
72	vs. Giants	11/27/66
59	vs. Yanks	10/31/48
56	vs. Falcons	11/10/91

Most Points, Both Teams, Game		
113	WAS (72) - NYG(41)	11/27/66
95	WAS (47) - GB (48)	10/17/83
87	WAS (42) - ARI (45)	11/22/98
87	WAS (42) - PHI (45)	9/28/47

Fewest Points, Both Teams, Game		
0	Four Times	10/1/39

Most Points, Shutout Victory, Game		
45	vs. Lions	9/1/91
42	vs. Bears	12/15/74
42	vs. Dodgers	11/12/39

Most Consecutive Games Scoring Including Playoffs		
129	vs. Dodgers	1961-70

Most Consecutive Games Scoring, Regular Season		
201	vs. Dodgers	1980-93

Fewest Points, Shutout Victory, Game		
3	vs. Dodgers	10/5/41
6	vs. Eagles	10/21/34
7	Five times	11/13/55

Most Points Overcome to Win Game		
24	vs. Buccaneers	10/25/15
21	vs. Panthers	10/3/99
21	vs. Lions	11/4/90
21	vs. Cowboys	11/28/65

Most Points Overcome to Tie Game		
21	vs. Philadelphia	12/3/67

Most Points, One Half		
43	vs. Lions (2nd)	11/14/48
38	vs. Rams (1st)	1/1/84
38	vs. Giants (2nd)	11/27/66
38	vs. Cardinals	11/9/58

RECORD BOOK
TEAM

Most Points, Both Teams, One Half		
65	Was 38 - NYG 27	11/27/66
55	Was 13 - CHI 42	10/26/47
52	Was 14 - Den 38	10/27/13
52	Was 28 - Car 24	10/3/99
52	Was 32 - Phi 21	10/1/55
52	Was 14 - Cards 38	10/22/50

Most Points, One Quarter		
35	Was 32 - Phi 21	10/1/55
28	Multiple Times	Last: 11/22/12

Most Points, Each Quarter		
Q1: 21	Five times	Last: 1/3/16
Q2: 35	vs. Broncos	1/31/88
Q3: 28	at Eagles	10/1/55
Q4: 27	vs. Lions	11/14/48

Most Points, Both Teams, Each Quarter		
Q1: 28	WAS 14 - CAR 14	Last: 11/22/15
Q2: 42	WAS 21 - PHI 21	11/27/83
Q3: 42	WAS 28 - PHI 14	10/1/55
Q4: 37	WAS 24 - NYG 13	11/27/66

Most Points, Both Teams, One Quarter		
42	WAS 21 - PHI 21	Last: 11/27/83
42	WAS 28 - PHI 14	10/1/55
38	WAS 17 - ATL 21	9/14/03

TOUCHDOWNS

Seasons Leading League, Touchdowns		
2		1940, 83

Most Touchdowns, Season		
63		1983
56		1991
54		1999

Fewest Touchdowns, Season		
8		1932
9		1935
14		1933

Most Touchdowns, Game		
10	vs. NYG	11/27/66
8	vs. ATL	11/10/91
8	vs. Yanks	10/31/48

Most Touchdowns, Both Teams, Game		
16	WAS 10 - NYG 6	11/27/66
12	WAS 4 - PHI 8	11/15/10
12	WAS 6 - PHI 6	9/28/47

Most Consecutive Games Scoring Touchdowns		
86		1995-00

POINTS AFTER TOUCHDOWNS

Most (One-Point) PATs, Season		
62		1983
56		1991
50		2012

Fewest (One-Point) PATs, Season		
8		1934
12		1938
13		1933

Most (One-Point) PATs, Game		
9	vs. NYG	11/27/66
8	vs. ATL	11/1/91
8	vs. Yanks	10/31/48

Most (One-Point) PATs, Both Teams, Game		
14	WAS 9 - NYG 5	11/27/66

Most Two-Point Conversions, Season		
3		1994
2	Nine times	Last: 2018

Most Two-Point Conversions, Game		
2	Four Times	Last: 12/9/18

Most Two-Point Conversions, Both Teams, Game		
2	Multiple Times	Last: 12/9/18

RECORD BOOK
TEAM

FIELD GOALS

Seasons Leading League, Field Goals		
8		Last: 1992

Most Consecutive Seasons Leading League, Field Goals		
2		1976-77

Most Field Goals Attempted, Season		
49		1971
47		1983
43		1991

Fewest Field Goals Attempted, Season		
5		1940
7		1949
7		1948
7		1943

Most Field Goals Attempted, Game		
7	vs. Oilers	10/10/71
6	Multiple Times	Last: 11/21/10

Most Field Goal Attempts, Both Teams, Game		
11	WAS 6 - NYG 5	11/14/76
11	WAS 6 - CHI 5	11/14/71
10	WAS 7 - HOU 3	10/10/71

Most Field Goals, Season		
34		2016
33		1983
31		2011
31		1991

Fewest Field Goals, Season		
0		1935
0		1932

Most Field Goals, Game		
5	Multiple Times	Last: 9/25/16

Most Field Goals, Both Teams, Game		
9	WAS 3 - DAL 6	9/26/11
8	WAS 3 - BUF 5	12/2/07
8	WAS 5 - CHI 3	11/14/71

Most Consecutive Games, Scoring Field Goals		
28		1988-90

SAFETIES

Most Safeties, Season		
3	WAS 3 - BUF 5	1989
2	Multiple Times	2007

Most Safeties, Game		
1	Multiple Times	Last: 10/25/20

Most Safeties Allowed, Game		
2	vs. NYG	11/05/61

FIRST DOWNS

Seasons Leading League, First Downs		
1		1999

Most First Downs, Season		
353		1983
345		1984
341		2012

Fewest First Downs, Season		
95		1935
112		1943
133		1944

Most First Downs, Game		
39	vs. DET	11/4/90
35	vs. CHI	11/26/89
34	vs. DET	11/15/20
33	vs. GB	10/17/83

Fewest First Downs, Game		
4	vs. Browns	11/7/54

Most First Downs, Both Teams, Game		
65	WAS 30 - CIN 35	10/30/16
57	WAS 25 - ARI 32	11/10/96
56	WAS 31 - ARI 25	11/22/98
56	WAS 33 - GB 23	10/17/83

RECORD BOOK
TEAM

Fewest First Downs, Both Teams, Game		
10	WAS 6 - NYG 4	12/11/60

Most First Downs, Rushing, Season		
165		1983
154		1984
147		1985

Fewest First Downs, Rushing, Season		
55		1961
55		1943
59		1962
59		1944

Most First Downs, Rushing, Game		
17	vs. DAL	12/30/12
15	vs. CIN	9/23/12
15	vs. HOU	12/22/02
15	vs. IND	10/27/96

Fewest First Downs, Rushing, Game		
0	Multiple Times	Last: 9/8/19

Most First Downs, Rushing, Both Teams, Game		
36	WAS 11 - PHI 25	12/2/51
31	WAS 13- DET 18	9/30/51

Fewest First Downs, Rushing, Both Teams, Game (since 1991)		
4	Three Times	9/10/17

Most First Downs, Passing, Season		
226		2016
217		1989
204		2015

Fewest First Downs, Passing, Season		
49		1943
62		1951
64		1941

Most First Downs, Passing, Game		
25	vs. Lions	11/4/90
24	vs. Bengals	10/30/16
23	vs. Titans	11/21/10

Fewest First Downs, Passing, Game		
2	vs. Cardinals	9/19/71

Most First Downs, Passing, Both Teams, Game		
41	WAS 24 - CIN 17	10/30/16
40	WAS 17 - HOU 23	9/19/10
39	WAS 21 - DET 18	9/22/13

Fewest First Downs, Passing, Both Teams, Game (since 1991)		
8	WAS 3 - DAL 5	12/14/03
9	WAS 7 - PHI 2	11/25/01
10	Three Times	Last: 10/17/04

Most First Downs, Penalty, Season		
44		2014
34		1999
31		2002

Fewest First Downs, Penalty, Season		
4	WAS 3 - DAL 5	1944
6	WAS 7 - PHI 2	1945
7	Three Times	1964

Most First Downs, Penalty, Game		
7	at ARI	9/9/18
7	vs. TB	10/25/15
6	Multiple Times	Last: 12/20/14

Fewest First Downs, Penalty, Game		
0	Multiple Times	Last: 12/13/20

Most First Downs, Penalty, Both Teams, Game		
12	WAS 4 - CIN 8	10/30/16
12	WAS 4 - DAL 8	12/26/93
10	WAS 6 - GB 4	Last: 10/20/02

Fewest First Downs, Penalty, Both Teams, Game		
0	Multiple Times	Last: 9/8/19

NET YARDS GAINED RUSHING AND PASSING

Seasons Leading League, Net Yards Gained		
1		1945

RECORD BOOK
TEAM

Most Yards Gained, Season		
6,454		2016
6,253		1989
6,139		1983

Fewest Yards Gained, Season		
1,432		1932
2,127		1934
2,032		1935

Most Yards Gained, Game		
676	at DET	11/4/90
625	vs. Yanks	10/31/48
602	vs. DEN	1/31/88

Fewest Yards Gained, Game		
64	at CLE	11/4/90
82	vs. NYG	10/31/48
85	vs. PIT	12/16/56

Most Yards Gained, Both Teams, Game		
1,045	WAS 504 - DAL 541	9/12/99
1,031	WAS 416 - ARI 615	11/10/96
1,027	WAS 676 - DET 351	11/4/90

Fewest Yards Gained, Both Teams, Game		
154	WAS 103 - NYG 51	12/11/60

Most Consecutive Games, 400 or More Yards Gained [Since 1940]		
3		2016
3		2015
3		2013
3		1983
3		1981-82
3		1949

Most Consecutive Games, 300 or More Yards Gained [1950]		
19		2015-16

RUSHING

Seasons Leading League, Rushing Attempts		
4		1951, 58, 83, 91

Most Rushing Attempts, Season		
629		1983
609		1979
588		1984

Fewest Rushing Attempts, Season		
304		1932
315		1982
320		1943

Most Rushing Attempts, Game		
65	vs. Rams	11/25/51
64	at Steelers	11/18/51

Most Rushing Attempts, Both Teams, Game		
99	WAS 62 - GB 37	10/24/48

Fewest Rushing Attempts, Both Teams, Game		
35	WAS 23 - PIT 17	12/7/20

Seasons Leading League, Yards Gained, Rushing		
2		1933, 2012

Most Yards Gained Rushing, Season		
2,709		2012
2,625		1983
2,523		1985

Fewest Yards Gained Rushing, Season		
904		1944
1,037		1965
1,069		1943

Most Yards Rushing, Both Teams, Game		
558	WAS 420 - NYG 138	10/8/33
531	WAS 255 - CLE 276	11/15/59

Fewest Yards Gained Rushing, Both Teams, Game [since 1950]		
64	WAS 48 - CHI 16	10/25/64
65	WAS 77 - PHI -12	10/29/61
66	WAS 23 - PIT 17	12/7/20

RECORD BOOK
TEAM

RUSHING - AVERAGE GAIN

Highest Average Gain, Rushing, Season		
5.2		2012
4.8		2013
4.8		1933

Lowest Average Gain, Rushing, Season		
2.6		1944
2.7		1941
2.8		1935

RUSHING - TOUCHDOWNS

Seasons Leading League, Touchdowns, Rushing		
4		1983, 91, 96, 99

Most Touchdowns, Rushing, Season		
30		1983
27		1996
23		1999
23		1986

Fewest Touchdowns, Rushing, Season		
4		1977
4		1932
5	Four Times	Last: 1994

Most Touchdowns, Rushing, Game		
5	vs. Steelers	10/15/39
5	vs. Browns	10/13/91

Most Touchdowns, Rushing, Both Teams, Game		
7	WAS 2 - BUF 5	11/3/96
7	WAS 4 - NYG 3	11/27/66

PASSING - ATTEMPTS

Seasons Leading League, Passing Attempts		
6		1937-38, 43-44, 47, 67

Consecutive Seasons Leading League, Passing Attempts		
2		1937-38, 43-44

Most Passes Attempted, Season		
611		2013
607		2016
605		2010

Fewest Passes Attempted, Season		
92		1932
106		1933
138		1934

Most Passes Attempted, Game		
63	vs. Lions [43]	11/4/90
63	vs. Raiders [32]	10/29/89
60	vs. Giants [28]	11/23/97

Fewest Passes Attempted, Game		
7	Three Times	Last: NYG 12/11/60
10	vs. Cowboys	10/3/71

Most Pass Attempts, Both Teams, Game		
100	WAS 40 - SF 60	11/17/86
98	WAS 56 - CIN 42	10/30/16
95	WAS 49 - GB 46	10/10/10
95	WAS 36 - ARI 59	11/10/96

Most Consecutive Passes Attempted, No Interceptions [reg. season]		
379		2007-08

PASSING - COMPLETIONS

Seasons Leading League, Passing Completions		
9		1937, 41, 43-45, 47-49, 67

Consecutive Seasons Leading League, Passing Completions		
3		1943-45, 47-49

Most Passes Completed, Season		
407		2016
389		2020
386		2015

Fewest Passes Completed, Season		
33		1933
44		1934

RECORD BOOK
TEAM

Most Passes Completed, Game		
43	at Lions	11/4/90
41	at Cowboys	11/24/16
38	at Lions	11/15/20
38	vs. Seahawks	12/20/20
38	at Bengals	10/30/16

Fewest Passes Completed, Game		
0	vs. Giants	12/11/60

Most Passes Completed, Both Teams, Game		
68	WAS 31 - PHI 37	12/26/15
66	WAS 28 - HOU 38	9/19/10
65	WAS 38 - CIN 27	10/30/16
65	WAS 30 - NO 35	12/6/09

Fewest Passes Completed, Both Teams, Game [since 1950]		
6	WAS 0 - NYG 6	12/11/60
8	WAS 5 - PIT 3	11/18/51
11	WAS 3 - PIT 8	10/18/59

PASSING - YARDS GAINED

Seasons Leading League, Passing Yardage		
8		1938, 40, 44, 47-48, 67, 74, 89

Most Consecutive Seasons Leading League, Passing Yardage		
2		1947-48

Most Net Yards Gained, Passing, Season		
4,758		2016
4,349		1989
4,136		1988

Fewest Net Yards Gained, Passing, Season		
216		1932
459		1934
514		1933

Most Net Yards Gained, Passing, Game		
501	vs. Yanks	10/31/48
482	at Lions	11/4/90
454	at 49ers	12/26/99

Fewest Yards Gained, Passing Game		
-32	at Steelers	11/27/55
-28	vs. Steelers	12/7/58
-13	vs. Steelers	10/18/59

Most Yards Gained, Passing, Both Teams, Game		
871	WAS 403 - HOU 468	9/19/10
849	WAS 378 - MIN 471	11/2/86
821	WAS 316 - NYG 505	10/28/62

Fewest Yards Gained, Passing, Both Teams, Game [since 1950]		
52	WAS 0 - NYG 52	12/11/60
95	WAS 50 - PIT 45	11/18/51
100	WAS 23 - PIT 77	10/18/59

PASSING - TIMES SACKED

Seasons Leading League, Fewest Times Sacked [since 1982]		
1		1991

Most Times Sacked, Season		
61		1998
58		2014
52		1985
52		1977

Fewest Times Sacked, Season		
9		1991
11		1972
17		1971

Most Times Sacked, Game		
10	at Bills	10/30/11
9	vs. Cardinals	11/19/78
9	vs. Cardinals	10/4/64

Most Times Sacked, Both Teams, Game		
13	WAS 10 - JAX 3	9/14/14
13	WAS 4 - STL 9	12/21/80
13	WAS 8 - DAL 5	12/9/84

RECORD BOOK
TEAM

PASSING - COMPLETION PERCENTAGE

Seasons Leading League, Completion Percentage		
11		1937, 39-40, 42-25, 47-48, 69-70, 2015

Consecutive Seasons Leading League, Completion Percentage		
4		1942-45

Highest Completion Percentage, Season		
69.5	555 att./386 comp.	2015
67.1	607 att./407 comp.	2016
66.5	547 att./364 comp.	2014

Lowest Completion Percentage, Season		
18.5	92 att./17 comp.	1932
25.4	138 att./35 comp.	1934
27.4	175 att./48 comp.	1935

PASSING - TOUCHDOWNS

Most Touchdowns, Passing, Season		
33		1988
31		1967
30		2015
30		1991

Fewest Touchdowns, Passing, Season		
1		1933
1		1932

Most Touchdowns, Passing, Game		
6	vs. Falcons	11/10/91
6	vs. Cardinals	11/23/47
6	at Brooklyn	10/31/43

Most Touchdown Passes, Both Teams, Game		
11	WAS 4 - NYG 7	10/28/62
9	WAS 5 - CHI 4	11/9/58
9	WAS 3 - LAR 6	12/11/49

PASSING - HAD INTERCEPTED

Most Passes Had Intercepted, Season		
35		1935
34		1963
32		1954

Fewest Passes Had Intercepted, Season		
6		2008
8		2012
9		1982

Most Passes Had Intercepted, Game		
8	vs. Bears	12/8/40
7	vs. Eagles	12/21/75
7	at Giants	12/8/63
7	vs. Steelers	12/3/50

Most Passes Had Intercepted, Both Teams, Game		
11	WAS 7 - NYG 4	12/8/63
11	WAS 6 - PIT 5	12/1/35
11	PHI 7 - WAS 4	11/3/35

PUNTING

Seasons Leading League [Average Distance]		
8		Last: 2019

Most Consecutive Seasons Leading League [Average Distance]		
4		1940-43

Most Punts, Season		
113		1934
112		1935
103		2004
103		1978

Fewest Punts, Season [since 1940]		
33		1945
45		1946
48		1958

RECORD BOOK
TEAM

Most Punts, Game		
14	vs. Eagles	11/5/39
13	vs. Giants	11/28/97
12	vs. Eagles	10/4/42

Fewest Punts, Game		
0	Multiple Times	Last: vs. ARI 11/05/00

Most Punts, Both Teams, Game		
28	WAS 14 - PHI 14	11/5/39

Fewest Punts, Both Teams, Game		
2	WAS 1 - NO 1	11/18/90
2	WAS 1 - GB 1	10/17/83
2	WAS 1 - PHI 1	9/17/67

PUNTING - AVERAGE DISTANCE

Highest Average Distance, Punting, Season [since 1939]		
49.6		2019
48.0		2020
46.9		2014

Lowest Average Distance, Punting, Season [since 1939]		
34.5		1962
37.3		1982
37.5		1990

PUNT RETURNS

Seasons Leading League [Average Return]		
5		1957, 63, 76, 94-95

Most Consecutive Seasons Leading League [Average Return]		
2		1994-95

Most Punts Returns, Season		
61		1975
57		1977
56		1987

Fewest Punt Returns, Season		
15		1960
17		2018
22		2003
22		2019

Most Punt Returns, Game		
11	at Buccaneers	10/9/77
10	at Saints	12/26/82

Most Punt Returns, Both Teams, Game		
16	WAS 11 - TB 5	10/9/77
15	WAS 10 - NO 5	12/26/82

PUNT RETURN - FAIR CATCHES

Fewest Fair Catches, Season		
2		1984
2		1982
4		1981
4		1968

Most Fair Catches, Season		
28		2005
27		2014
26		2020

Most Fair Catches, Game		
5	at San Francisco	12/13/20
5	at Cardinals	10/12/14
5	vs. Steelers	11/3/08
5	vs. Cardinals	9/14/97

PUNT RETURNS - YARDS GAINED

Most Yards, Punt Returns, Season		
688		1976
675		1941
615		1987

Fewest Yards, Punt Returns, Season		
45		1970
65		1960
104		2019

RECORD BOOK
TEAM

Most Yards, Punt Returns, Game		
155	vs. Rams	9/21/63
146	vs. Steelers	11/21/65
142	vs. Giants	10/11/87

Fewest Yards, Punt Returns, Game		
-28*	at Cowboys	12/11/66
-10	at Bills	11/3/96
-9	at Eagles	11/10/68

Most Yards, Punt Returns, Both Teams, Game		
177	WAS 0 - KC 177	12/8/13
177	WAS 55 - GB 122	9/24/50

Fewest Yards, Punt Returns, Both Teams, Game [since 1941]		
-9	WAS [-9] - PHI [0]	11/15/10
-8	WAS [-2] - PHI [-6]	10/5/80
-8	WAS [-8] - NYG [0]	10/13/46

PUNT RETURN - AVERAGE YARDS

Highest Average, Punt Returns, Season [since 1941]		
15.0		1941
14.1		1994
13.3		1991

Lowest Average, Punt Returns, Season [since 1941]		
1.7		1970
4.0		1959
4.3		1960

PUNT RETURN - TOUCHDOWNS

Most Touchdowns, Punt Returns, Season		
3		1941

Most Touchdowns, Punt Returns, Game		
1	Multiple Times	Last: at BAL 10/9/16

Most Touchdowns, Punt Returns, Both Teams, Game		
2*	WAS 1 - PHI 1	11/9/52

KICK RETURNS

Seasons Leading League [Average Return]		
8*		1942, 47, 62-63, 73-74, 81, 95

Most Consecutive Seasons Leading League [Average Return]		
2		1962-62, 73-74

Most Kickoff Returns, Season		
78		2003
74		1988
73		2010
73		2006

Fewest Kickoff Returns, Season		
23		1942
26		1943
27		2016

Most Kickoff Returns, Game		
9	Three Times	Last: at GB 10/17/83
6	16 times	Last: vs. KC 12/8/13

Most Kickoff Returns, Both Teams, Game		
19	WAS 7 - NYG 12	11/27/66
17	WAS 9 - GB 8	10/17/83

KICK RETURN - YARDS GAINED

Most Yards, Kickoff Returns, Season		
1,720		1962
1,718		1963
1,685		1994

Fewest Yards, Kickoff Returns, Season [since 1941]		
570		2016
570		2018
580		1941

Most Yards, Kickoff Returns, Game		
239	vs. Giants	11/25/62
236	vs. Browns	10/15/63
236	vs. Eagles	9/28/47

RECORD BOOK
TEAM

Most Yards, Kickoff Returns, Both Teams, Game		
453	WAS 236 - PHI 217	9/28/47
401	WAS 193 - GB 208	10/17/83

KICK RETURNS - AVERAGE YARDS

Highest Average, Kickoff Returns, Season [since 1941]		
28.2	61 returns/1720 yds.	1962
27.8	23 returns/640 yds.	1942
26.8	64 returns/1718 yds.	1963

Lowest Average, Kickoff Returns, Season [since 1941]		
18.0	62 returns/1113 yds	1990
18.3	23 returns/640 yds.	1988
18.4	37 returns/682 yds.	1944

KICK RETURN - TOUCHDOWNS

Most Touchdowns, Kickoff Returns, Season		
2	Four Times	Last: 2015

Most Touchdowns, Kickoff Returns, Game		
1	Multiple Times	Last: vs. DET 11/24/19

Most Touchdowns, Kickoff Returns, Both Teams, Game		
2	WAS 1 - PHI 1	9/28/47
2	WAS 1 - PHI 1	11/1/42

FUMBLES

Fewest Fumbles, Season		
13		1983
14		1990
15		1982

Most Fumbles, Season		
36		1976
35		2007
35		1980

Most Fumbles, Game		
8	at Raiders	10/29/89
8	vs. Pirates	11/14/37
7	vs. Chargers	9/9/01

Most Fumbles, Both Teams, Game		
13	WAS 4 - ARI 9	10/25/76
13	WAS 6 - NYG 7	11/5/50
13	WAS 8 - PIT 5	11/14/37

FUMBLES LOST

Most Fumbles Lost, Season		
23		1976
21		1988

Fewest Fumbles Lost, Season		
4		2018
6		2012
6		1990

Most Fumbles Lost, Game		
5	at Falcons	12/15/13
5	at Oilers	10/30/88

FUMBLES RECOVERED

Most Fumbles Recovered, Season, Own and Opponents'		
40	[own 18, opponents 22]	1984
35	[own 13, opponents 22]	1976

Fewest Fumbles Recovered, Season, Own and Opponents'		
12	[6 own, 6 opp]	1994

Most Fumbles Recovered, Game, Own and Opponents		
10*	vs. STL [2 own, 8 opp]	10/25/76

Fewest Own Fumbles Recovered, Season		
2		1958

Most Own Fumbles Recovered, Season		
26		1940

Fewest Opponents' Fumbles Recovered, Season [since 1945]		
5		2008

Most Opponents' Fumbles Recovered, Season		
26		1983

RECORD BOOK
TEAM

FUMBLES RECOVERED FOR TOUCHDOWNS

Most Touchdowns, Fumbles Recovered, Season, Own and Opponents'		
3	Five Times	Last: 2012

Most Touchdowns, Fumbles Recovered, Game, Own and Opponents		
2	at Vikings	11/29/84
2	vs. Chargers	9/16/73

TURNOVERS

Most Turnovers, Season		
46		1988
46		1975

Fewest Turnovers, Season		
14		2012
16		1982
17		2006

Most Turnovers, Game		
10	at Giants	12/8/63
10	vs. Giants	12/4/38
9	vs. Bears	12/8/40

Fewest Turnovers, Game		
0	Multiple times	Last: PIT 12/7/20

Most Turnovers, Both Teams, Game		
15	WAS 10 - NYG 5	12/8/63

Highest Turnover/Takeaway Ratio, Season		
+43		1983
+22		1979
+22		1964

Lowest Turnover/Takeaway Ratio, Season		
-24		1988
-22		1963
-19		1954

PENALTIES

Seasons Leading League, Fewest Penalties		
4		1954, 57-58, 85

Most Consecutive Seasons Leading League, Fewest Penalties		
2		1957-58

Seasons Leading League, Most Penalties		
2		1945, 48

Fewest Penalties, Season		
21		1935
40		1958

Most Penalties, Season		
124		2003
122		1948
120		2014

Fewest Penalties, Game		
0	Multiple Times	last vs. CAR 11/16/03

Most Penalties, Game		
17	vs. Giants	9/21/03
17	vs. Steelers	10/10/48
16	vs. Giants	10/3/48
16	vs. Eagles	11/2/47
16	vs. Yanks	11/11/45

Fewest Penalties, Both Teams, Game		
0	WAS 0 - BKN 0	9/27/36
2	WAS 0 - MIN 2	12/22/73

Most Penalties, Both Teams, Game		
32	WAS 17 - NYG 15	9/21/03

YARDS PENALIZED

Seasons Leading League, Fewest Yards Penalized		
10		1935, 53-54, 56-58, 70, 85, 95, 97

Most Consecutive Seasons Leading League, Fewest Yards Penalized		
3		1956-58

Fewest Yards Penalized, Season		
166		1935
275		1936
321		1957

Most Yards Penalized, Season		
1,130		2014
1,110		1948
1,047		2004

Fewest Yards Penalized, Game		
0	Multiple times	Last: vs. CAR 11/16/03

Most Yards Penalized, Game		
178	vs. Giants	9/26/71
160	vs. Steelers	10/10/48
147	vs. Falcons	11/5/18

Most Yards Penalized, Both Teams, Game		
226	WAS 142 - ARI 124	11/8/53

DEFENSIVE RECORDS

SCORING

Most Seasons Leading League, Fewest Points Allowed		
2		1943, 82

Fewest Points Allowed, Season		
79		1932
94		1939
94		1934

Fewest Points Allowed, Game		
0	Multiple times	Last: vs. PHI 9/30/91

Most Points Allowed, Season		
478		2013
438		2014
435		2019

Most Points Allowed, Game		
73	vs. Bears	12/8/40
62	vs. Browns	11/7/54
59	vs. Eagles	11/15/10

Most Points Allowed, One Half		
45	vs. Eagles [1st]	11/15/10
45	vs. Bears [2nd]	12/8/40
42	vs. Bears [2nd]	10/26/47

Most Points Allowed, One quarter		
31	vs. Broncos [4th]	10/27/13
31	vs. Bears [2nd]	9/29/85
28	vs. Eagles [1st]	11/15/10
28	vs. Chiefs [2nd]	9/30/01
28	vs. Cardinals [2nd]	10/22/50

Fewest Touchdowns Allowed, Season		
10		1934
11		1932
11		1942

Fewest Touchdowns Allowed, Game		
0	Multiple times	Last: vs. DAL 10/25/20

Most Touchdowns Allowed, Season		
59		2013
57		1954
53		2014

POINTS AFTER TOUCHDOWN

Fewest PATs Allowed, Season		
12		1942
14		1982
16		1945

Most PATs Allowed, Season		
59		2013
54		1954
50		2014

RECORD BOOK
TEAM

Most PATs Allowed, Game		
8	Multiple times	Last: vs. PHI 11/15/10

FIELD GOALS

Fewest Field Goals Allowed, Season		
1		1945
2		1943
3		1948
3		1946

Most Field Goals Allowed, Season		
34		2017
34		2011

Most Field Goals Allowed, Game		
6	vs. Cowboys	9/26/11
5	Six times	Last: vs. ARI 12/17/17

FIRST DOWNS

Fewest First Downs Allowed, Season		
79		1935
82		1937

Most First Downs Allowed, Season		
368		2016
358		1996

Most First Downs Allowed, Game		
35	at Bengals [London]	10/30/16
34	at Patriots	10/28/07

Fewest First Downs Allowed, Rushing, Season		
47		1982
52		1942

Most First Downs Allowed, Rushing, Season		
149		1969
146		1996

Most First Downs Allowed, Rushing, Game		
25	vs. Eagles	12/2/51
21	at Bills	11/3/96

Fewest First Downs Allowed, Passing, Season		
34		1943
39		1945

Most First Downs Allowed, Passing, Season		
225		2016
223		2012

Most First Downs Allowed, Passing, Game		
24	at Saints	9/11/94
24	vs. Eagles	9/17/89

Fewest First Downs Allowed, Penalty, Season		
3		1957

Most First Downs Allowed, Penalty, Season		
36		1965
35		2014

Most First Downs Allowed, Penalty, Game		
8	at Bengals [London]	10/30/16

NET YARDS GAINED RUSHING AND PASSING

Most Seasons Leading League, Fewest Yards Allowed		
5		1935-37, 39, 46

Most Consecutive Seasons Leading League, Fewest Yards Allowed		
3*		1935-37

Fewest Yards Allowed, Season		
1,926		1935
1,941		1942

Fewest Yards Allowed, Game		
51	vs. Giants [-1 rush/52 pass]	12/11/60
51	vs. Giants [1 rush/50 pass]	9/27/42

Most Yards Allowed, Season		
6,228		2010
6,090		2015

Most Yards Allowed, Game		
625	vs. Yanks [124 rush/501 pass]	1948
615	vs. Cardinals [108 rush/507 pass]	1996

RECORD BOOK
TEAM

RUSHING

Most Seasons Leading League, Fewest Yards Allowed		
4		1935-36, 41, 83

Most Consecutive Seasons Leading League, Fewest Yards Allowed		
2		1935-36

Fewest Yards Allowed, Rushing, Season		
848		1942
946		1982

Fewest Yards Allowed, Rushing, Game		
-29	vs. Rams	10/11/42
-12	vs. Eagles	10/29/61

Most Yards Allowed, Rushing, Season		
2,526		1978
2,524		1980

Most Yards Allowed, Rushing, Game		
382	vs. Bears	12/8/40
376	vs. Eagles	11/21/48

Fewest Rushing Attempts Allowed, Season		
247		1982
329		1933

Most Rushing Attempts Allowed, Season		
625		1978
585		1980

Most Rushing Attempts Allowed, Game		
64	Three times	Last: vs. Eagles 12/2/51

Fewest Touchdowns Allowed, Rushing, Season		
3		1937
3		1936

Most Touchdowns Allowed, Rushing, Season		
26		1969
24	Twice	Last: 1998

Most Touchdowns Allowed, Rushing, Game		
5	Four times	Last: at Bills 11/3/96

PASSING

Most Seasons Leading League, Fewest Yards Allowed		
7		1939, 42, 45, 52-53, 80, 85

Most Consecutive Seasons Leading League, Fewest Yards Allowed		
2		1952-53

Fewest Yards Allowed, Passing, Season		
682		1934
928		1935

Fewest Yards Allowed, Passing, Game		
-12	vs. Cardinals	11/21/80
-3	vs. Giants	10/1/39

Most Yards Allowed Passing, Season		
4,511		2012
4,187		2010

Most Yards Allowed, Passing, Game		
507	vs. Cardinals	11/10/96
505	at Giants	10/28/62

Fewest Touchdowns Allowed, Passing, Season		
4		1934
5		1942

Most Touchdowns Allowed, Passing, Season		
37		1961
35		2014

Most Touchdowns Allowed, Passing, Game		
7	at Giants	10/28/62
7	vs. Eagles	10/17/54

Fewest Pass Attempts Allowed, Season		
159		1934
162		1933

Fewest Pass Attempts Allowed, Game		
1	vs. Giants	9/27/42
8	at Cowboys	12/10/00

Most Pass Attempts Allowed, Season		
636		2012

602		2007

Most Pass Attempts Allowed, Game		
63	vs. Bears	10/31/99
62	at Cowboys	11/22/12

Fewest Pass Completions Allowed, Season		
45		1934
62		1936

Fewest Pass Completions Allowed, Game		
0	vs. Eagles	10/18/36
1	Twice	Last: vs. NYG 9/27/42

Most Pass Completions Allowed, Season		
393		2012
387		2016

Most Pass Completions Allowed, Game		
38	vs. Texans	9/19/10
37	Five times	Last: at PHI 12/26/15

SACKS

Most Sacks, Season		
66		1984
55		1986

Fewest Sacks, Season		
18		1969
19		2006

Most Sacks, Game		
10	vs. Jaguars	9/14/14
10	at Buccaneers	10/9/77
9	at Cardinals	12/21/80

Most Opponents' Yards Lost Attempting to Pass, Season		
529		1984
424		1987
424		1986

Most Opponents' Yards Lost Attempting to Pass, Game		
99	at Buccaneers	10/9/77
91	vs. Browns	10/30/60

Fewest Opponents' Yards Lost Attempting to Pass, Season		
95		2006
110		1956

INTERCEPTIONS

Most Seasons Leading League, Interceptions		
3		1964, 71, 83

Most Passes Intercepted By, Season		
34		1983
34		1966
33		1980

Most Passes Intercepted By, Game		
7	vs. Eagles	11/3/35
6	at Chargers	10/31/83

Fewest Passes Intercepted By, Season		
6		2006
7		2014
11	Three Times	Last: 2015

Most Consecutive Games, One or More Passes Intercepted By		
36		1962-65

Most Yards Returning Interceptions, Season		
598		1973
535		1965

Most Yards Returning Interceptions, Game		
173	vs. Cardinals	11/29/92
147	at 49ers	12/18/04

Fewest Yards, Returning Interceptions, Season		
25		2006
38		2014

Most Yards Returning Interceptions, Both Teams, Game		
206	WAS 23 - STL 183	11/8/42

Most Touchdowns, Returning Interceptions, Season		
5		1971
4		2013
4		1984
4		1973

RECORD BOOK
TEAM

Most Touchdowns, Returning Interceptions, Game		
2	vs. Steelers	12/19/65
2	vs. Cowboys	11/22/64
2	vs. Yanks	10/31/48

Most Touchdowns, Returning Interceptions, Both Teams, Game		
3	WAS 0 - CHI 3	12/8/40

PUNT RETURNS

Fewest Opponents' Punt Returns, Season		
7*		1962
14		1973

Most Opponents' Punt Returns, Season		
65		2004
52		1980

Fewest Yards Allowed, Punt Returns, Season		
34		1962
39		1972

Most Yards Allowed, Punt Returns, Season		
727		2004
655		2013

Lowest Avg., Allowed, Punt Returns, Season		
1.9		1959
2.1		1972

Highest Avg., Allowed, Punt Returns, Season		
16.8		2013
14.4		1946

Most Touchdowns Allowed, Punt Returns, Season		
3		2013
3		1952
2	Eight times	Last: 2008

KICKOFF RETURNS

Fewest Opponents' Kickoff Returns, Season [since 1940]		
9		2020
13		2018
17		2019

Most Opponents' Kickoff Returns, Season [since 1940]		
91		1983
77		1999

Fewest Yards Allowed, Kickoff Returns, Season [since 1940]		
227		2020
295		2018
439		2019

Most Yards Allowed, Kickoff Returns, Season [since 1940]		
1,772		1999
1,772		1983

Lowest Average Allowed, Kickoff Returns, Season [since 1940]		
16.3		1976
16.8		1979

Highest Average Allowed, Kickoff Returns, Season		
28.2		1953
27.7		1998

Most Touchdowns Allowed, Kickoff Returns, Season		
2	Three times	Last: 1998

FUMBLES

Most Opponents' Fumbles, Season		
46		1983
42		1964

Fewest Opponents' Fumbles, Season		
9		1940
9		1938

Most Opponents' Fumbles, Game		
9	vs. Cardinals	10/25/76

Most Opponents' Fumbles Recovered, Season		
27		1983

Most Opponents' Fumbles Recovered, Game		
8	vs. Cardinals	10/25/76

Fewest Opponents' Fumbles Recovered, Season		
5		2008
6	Four times	Last: 2009

Most Touchdown Returns, Fumbles Recovered, Game		
2	Twice	Last: at MIN 11/29/84

TURNOVERS

Fewest Opponents' Turnovers, Season		
12		2006
18		2008

Most Opponents' Turnovers, Season		
61		1983
55		1964

Most Opponents' Turnovers, Game		
10	vs. Cardinals [9 ints/1 fum]	10/25/76
8	at Chargers [6 ints/2 fum]	10/31/83

INDIVIDUAL RECORDS

*Asterisks indicate NFL records

SERVICE

Most Seasons		
20	Darrell Green	1983-2002
16	Monte Coleman	1979-94
16	Sammy Baugh	1937-52

Most Games Played, Career		
295	Darrell Green	1983-2002
215	Monte Coleman	1979-94
205	Art Monk	1980-93

Most Consecutive Games Played, Career		
196	Len Hauss	1964-77
170	Mark Moseley	1974-86
163	Joe Theismann	1974-85

Most Consecutive Games Started, Career		
192	Len Hauss	1964-77

SCORING

Most Seasons Leading League, Scoring		
1	Chip Lohmiller	1991
1	Mark Moseley	1983
1	Sam Baker	1957
1	Andy Farkas	1939

Most Seasons Leading Team [all consecutive]		
12	Mark Moseley	1974-85
7	Chip Lohmiller	1988-94
5	Curt Knight	1969-73

POINTS

Most Points, Career		
1,206	Mark Moseley	1974-86
787	Chip Lohmiller	1988-94
622	Dustin Hopkins	2014-20

Most Points, Season		
161	Mark Moseley	1983
149	Chip Lohmiller	1991
144	John Riggins	1983

Most Points, No Touchdowns, Season		
161	Mark Moseley	1983
149	Chip Lohmiller	1991
138	Dustin Hopkins	2016

Most Seasons, 100 or More Points		
4	Dustin Hopkins	2015-16, 18, 20
4	Chip Lohmiller	1989-92
3	Mark Moseley	1979, 1983-84
2	Graham Gano	2010-11
2	Shaun Suisham	2007-08
2	Brett Conway	1999, 2001
2	Curt Knight	1971, 1973

Most Points, Rookie Season		
118	Scott Blanton	1996
105	Charlie Gogolak	1966
97	Chip Lohmiller	1988

RECORD BOOK
INDIVIDUAL

Most Points, Game		
24	Larry Brown vs. PHI [4 TDs]	12/16/73
24	Dick James vs. DAL [4 TDs]	12/17/61
20	Andy Farkas vs. LAR [3 TDs, 2 PATs]	9/25/38

Most Consecutive Games Scoring		
92	Chip Lohmiller	1988-93
91	Mark Moseley	1980-86
70	Mark Moseley	1974-78

TOUCHDOWNS

Most Seasons Leading League, Touchdowns		
1	Stephen Davis	1999
1	Terry Allen	1996
1	George Rogers	1986
1	John Riggins	1983
1	Larry Brown	1973
1	Richard Todd	1940
1	Cliff Battles	1937

Most Seasons Leading Team		
5	Clinton Portis	2004-08
5	John Riggins	1979, 1981, 83-95
5	Hugh Taylor	1949-50, 52-54
4	Stephen Davis	1999-2002
4	Gary Clark	1986-87, 89-90
4	Larry Brown	1971-74
4	Charley Taylor	1964-67
4	Bobby Mitchell	1962-65
4	Andy Farkas	1938-39, 1942-43

Most Consecutive Seasons Leading Team		
5	Clinton Portis	2004-08
4	Stephen Davis	1999-02
4	Larry Brown	1971-74
4	Charley Taylor	1964-67
4	Bobby Mitchell	1962-65

Most Touchdowns, Career		
90	Charley Taylor	1964-77
85	John Riggins	1976-79, 1981-85
65	Art Monk	1980-93

Most Touchdowns, Season		
24	John Riggins	1983
21	Terry Allen	1996
18	George Rogers	1986

Most Touchdowns, Rookie, Season		
13	Alfred Morris	2012
11	Antonio Gibson	2020
10	Charley Taylor	1964
8	Skip Hicks	1998
8	Charlie Brown	1982

Most Touchdowns, Game		
4	Larry Brown vs. PHI	12/16/73
4	Dick James vs. DAL	12/17/61
3	Multiple Times	Last: Antonio Gibson vs. DAL

Most Consecutive Games Scoring Touchdowns		
13	George Rogers	1985-86
13	John Riggins	1982-83

POINTS AFTER TOUCHDOWNS

Most Seasons Leading League, PATs		
1	Chip Lohmiller	1991
1	Mark Moseley	1983
1	Riley Smith	1937

Most [Kicking] PATs Attempted, Career		
442	Mark Moseley	1974-86
267	Chip Lohmiller	1988-94
178	Dustin Hopkins	2015-20

Most [Kicking] PATs Attempted, Game		
10	Charlie Gogolak vs. NYG	11/27/66

Most [One-Point] PATs, Career		
417	Mark Moseley	1974-86
262	Chip Lohmiller	1988-94
172	Curt Knight	1969-73

RECORD BOOK
INDIVIDUAL

Most [One-Point] PATs, Season		
62	Mark Moseley	1983
56	Chip Lohmiller	1991
49	Brett Conway	1999

Most [One-Point] PATs, Game		
9*	Charlie Gogolak vs. NYG	11/27/66
8	Chip Lohmiller vs. ATL	11/10/91
8	Dick Poillon vs. Yanks	10/31/48

Most Consecutive [Kicking] PATs		
213	Chip Lohmiller	1988-94

Highest [Kicking] PAT Percentage, Career [min. 200 PATs]		
98.1	Chip Lohmiller [262-267]	1988-94
94.6	Mark Moseley [417-441]	1974-86

Most [Kicking] PATs, No Misses, Season		
56	Chip Lohmiller	1991
41	Chip Lohmiller	1990
41	Chip Lohmiller	1989

Most [Kicking] PATs, No Misses, Game		
8	Chip Lohmiller vs. ATL	11/10/91
7	Nick Novak vs. 49ers	10/23/05
7	Mark Moseley vs. NYG	9/28/75

Most Two-Point Conversions, Career		
3	Chris Cooley	2004-12
2	Jamison Crowder	2015
2	Darnerien McCants	2002-04
2	Stephen Davis	1996-2002
2	Josh Johnson	2018

Most Two-Point Conversion, Game		
2	Josh Johnson vs. NYG	12/9/18

FIELD GOALS

Most Seasons Leading League		
4	Mark Moseley	1976-77, 79, 82

Most Consecutive Seasons Leading League		
2	Chip Lohmiller	1991-92
2	Mark Moseley	1976-77

Most Seasons Leading Team [all consecutive]		
12	Mark Moseley	1974-85
7	Chip Lohmiller	1988-94
6	Dustin Hopkins	2015-20
5	Curt Knight	1969-73

Most Field Goals Attempted, Career		
397	Mark Moseley	1974-86
245	Chip Lohmiller	1988-94
180	Dustin Hopkins	2015-20

Most Field Goals Attempted, Season		
49	Curt Knight	1971
47	Mark Moseley	1983
43	Chip Lohmiller	1991

Most Field Goals Attempted, Game		
7	Curt Knight vs. Oilers	10/10/71
6	Graham Gano at TEN	11/21/10
6	Brett Conway vs. NYG	11/21/99
6	Chip Lohmiller at PHI	12/22/91
6	Chip Lohmiller vs. PHI	10/21/90
6	Mark Moseley vs. NO	10/26/80
6	Curt Knight at CHI	11/14/71

Most Field Goals, Career		
263	Mark Moseley	1974-86
175	Chip Lohmiller	1988-94
151	Dustin Hopkins	2015-20

Most Field Goals, Season		
34	Dustin Hopkins	2016
33	Mark Moseley	1983
31	Graham Gano	2011
31	Chip Lohmiller	1991

RECORD BOOK
INDIVIDUAL

Most Field Goals, Rookie, Season		
26	Scott Blanton	1996
22	Charlie Gogolak	1966
19	Chip Lohmiller	1988

Most Field Goals, Game		
5	Nine Times	Dustin Hopkins at NYG 9/25/16

Most FIeld Goals, One Quarter		
4*	Curt Knight vs. NYG [2nd]	11/15/70

Most Consecutive Games Scoring Field Goals		
28	Chip Lohmiller	1988-90
16	Mark Moseley	1976-77

Most Consecutive Field Goals		
23	Mark Moseley	1981-82
18	Kai Forbath	2013-14
17	Kai Forbath	2012

Most Consecutive Field Goals Made to Start a Career		
17*	Kai Forbath	2012

Longest Field Goal		
59	Graham Gano vs. 49ers	11/6/11
57	Steve Cox vs. SEA	9/28/86
56	Chip Lohmiller at IND	12/22/90
56	Dustin Hopkins vs. CAR	10/14/18

Highest Field Goal Percentage, Career [min. 100 FGA]		
83.9	Dustin Hopkins [151/180]	2015-20
80.2	Shaun Suisham [81/101]	2006-09
71.4	Chip Lohmiller [175/245]	1988-94

Highest Field Goal Percentage, Season [min. 20 FGA]		
95.2	Mark Moseley [20/21]	1982
89.7	Dustin Hopkins [26/29]	2008
89.3	Dustin Hopkins [25/28]	2015

Most Field Goals, No Misses, Game		
5	Dustin Hopkins at NYG	9/25/16
5	Shaun Suisham at NYJ	11/4/07
5	Chip Lohmiller at MIN	10/25/92
5	Chip Lohmiller vs. BUF	12/30/90

Most Field Goals, 50 or More Yards, Career		
13	Dustin Hopkins	2015-20
12	Mark Moseley	1974-85
9	Chip Lohmiller	1988-94
5	Brett Conway	1998-2002

Most Field Goals, 50 or More Yards, Season		
5	Dustin Hopkins	2018
4	Graham Gano	2011
4	John Hall	2003
4	Mark Moseley	1977
3	Dustin Hopkins	2016
3	Brett Conway	1999
3	Chip Lohmiller	1990

Most Field Goals, 50 or More Yards, Game		
2	Four times	Last: Brett Conway vs. CHI 10/31/99

SAFETIES

Most Safeties, Career		
2	Willie Wilkin	1938-43

Most Safeties, Season		
2	Willie Wilkin	1942

Most Safeties, Game		
1	Multiple Play	Last: Jonathan Allen vs. DAL 10/25/20

RECORD BOOK
INDIVIDUAL

RUSHING - ATTEMPTS

Most Seasons Leading Team, Attempts		
6	Larry Brown	1969-74
5	Clinton Portis	2004-05, 2007-09
5	John Riggins	1978-79, 1982-84

Most Consecutive Seasons Leading Team, Attempts		
6	Larry Brown	1969-74
4	Alfred Morris	2012-15
4	Stephen Davis	1999-2002
4	Dan Bosseler	1957-60

Most Attempts, Career		
1,988	John Riggins	1976-79, 1981-85
1,667	Clinton Portis	2004-10
1,530	Larry Brown	1969-76

Most Attempts, Season		
375	John Riggins	1983
356	Stephen Davis	2001
352	Clinton Portis	2005

Most Attempts, Rookie, Season		
335	Alfred Morris	2012
235	Mike Thomas	1975
233	Reggie Brooks	1993

Most Attempts, Game		
45*	Jamie Morris at CIN	12/17/88
39	Earnest Byner at NE	12/15/90

RUSHING - YARDS GAINED

Most Seasons Leading League, Yards Gained, Rushing		
1	Larry Brown	1970
1	Cliff Battles	1937
1	Jim Musick	1933
1	Cliff Battles	1932

Most Yards Gained, Rushing, Career		
7,472	John Riggins	1976-79, 1981-85
6,824	Clinton Portis	2004-10
5,875	Larry Brown	1969-76

Most Seasons, 1,000 or More Yards Rushing		
4	Clinton Portis	2004-05, 07-08
4	John Riggins	1978-79, 1983-84
3	Alfred Morris	2012-14
3	Stephen Davis	1999-2001

Most Consecutive Seasons, 1,000 or More Yards Rushing		
3	Alfred Morris	2012-14
3	Stephen Davis	1999-2001
2	Clinton Portis	2007-08
2	Clinton Portis	2004-05
2	Terry Allen	1995-96
2	Earnest Byner	1990-91
2	George Rogers	1985-86
2	John Riggins	1983-84
2	John Riggins	1978-79

Most Yards Gained, Rushing, Season		
1,613	Alfred Morris	2012
1,516	Clinton Portis	2005
1,487	Clinton Portis	2008

Most Yards Gained, Rushing, Rookie, Season		
1,613	Alfred Morris	2012
1,063	Reggie Brooks	1993
919	Mike Thomas	1975

Most Yards Gained, Rushing, Game		
221	Gerald Riggs vs. PHI	9/17/89
215	Cliff Battles vs. NYG	10/8/33
206	George Rogers vs. ARI	12/21/85

RECORD BOOK
INDIVIDUAL

Most Games, 200 or More Yards Rushing, Career [Regular Season]		
1	Alfred Morris	2012-15
1	Gerald Riggs	1989-91
1	George Rogers	1985-87
1	Cliff Battles	1932-37

Most Games, 200 or More Yards Rushing, Season		
1	Alfred Morris	2012
1	Gerald Riggs	1989
1	George Rogers	1985
1	Cliff Battles	1933

Most Games, 100 or More Yards Rushing, Career [Regular Season]		
26	Clinton Portis	2004-10
19	John Riggins	1976-79, 81-85
19	Larry Brown	1969-76
18	Stephen Davis	1996-2002

Most Games, 100 or More Yards Rushing, Season		
9	Clinton Portis	2005
7	Alfred Morris	2012
7	Rob Goode	1951

Most Consecutive Games, 100 or More Yards Rushing		
5	Clinton Portis	2008
5	Ladell Betts	2006
5	Clinton Portis	2005
5	Rob Goode	1951

Longest Run From Scrimmage		
90t	Adrian Peterson at PHI	12/3/18
88t	Billy Wells vs. ARI	11/21/54
85t	Reggie Brooks vs. ARI	9/19/93

RUSHING - AVERAGE GAINED

Highest Average, Gain, Rushing, Career [min. 750 att.]		
4.37	Alfred Morris [1,078-4,713]	2012-15
4.19	Stephen Davis [1,383-5,790]	1996-2002
4.18	Cliff Battles [839-3,511]	1932-37

Highest Average Gain, Rushing, Season [min. 100 att.]		
6.79	Robert Griffin III [120-815]	2012
5.42	Frank Atkins [147-797]	1945
5.41	Don Bosseler [119-644]	1959

Highest Average, Rushing, Game [min. 10 att.]		
12.9	Derrius Guice [10-129]	at CAR 12/1/19
11.9	Stephen Davis [12-143]	vs. CHI 10/31/99
10.6	Robert Griffin III [13-138]	vs. MIN 10/14/12

RUSHING - AVERAGE GAINED

Most Seasons Leading League, Touchdowns, Rushing		
1	Stephen Davis	1999
1	Terry Allen	1996
1	George Rogers	1986
1	John Riggins	1983
1	Rob Goode	1951
1	Andy Farkas	1938
1	Cliff Battles	1937

Most Seasons Leading Team, Touchdowns, Rushing		
7	John Riggins	1978-79, 81-85
5	Clinton Portis	2004-08
4	Stephen Davis	1999-2002
4	Larry Brown	1970-73

Most Consecutive Seasons Leading Team, Touchdowns, Rushing		
5	Clinton Portis	2004-08
5	John Riggins	1981-85
4	Stephen Davis	1999-2002
4	Larry Brown	1970-73

RECORD BOOK
INDIVIDUAL

Most Touchdowns, Rushing, Career		
79	John Riggins	1976-79, 81-85
46	Clinton Portis	2004-10
45	Stephen Davis	1996-2002
37	Terry Allen	1995-98

Most Touchdowns, Rushing, Season		
24	John Riggins	1983
21	Terry Allen	1996
18	George Rogers	1986

Most Touchdowns, Rushing, Rookie, Season		
13	Alfred Morris	2012
11	Antonio Gibson	2020
8	Skip Hicks	1998
7	Robert Griffin III	2012
7	Don Bosseler	1957

Most Touchdowns, Rushing, Game		
3	26 Times	Antonio Gibson 11/26/20

Most Consecutive Games Rushing for Touchdowns		
13	George Rogers	1985-86
13	John Riggins	1982-83
10	Terry Allen	1995-96

PASSING - PASSER RATING

Most Seasons Leading League, Passer Rating		
6*	Sammy Baugh	1937, 40, 43, 45, 47, 49
2	Sonny Jurgensen	1967, 69

Most Seasons Leading Team, Passer Rating		
14	Sammy Baugh	1937-43, 1945-51
8	Joe Theismann	1978-85
8	Sonny Jurgensen	1964-70, 74

Most Consecutive Seasons Leading Team, Passer Rating		
8	Joe Theismann	1978-85
7	Sonny Jurgensen	1964-70
7	Sammy Baugh	1945-51
7	Sammy Baugh	1937-43

Highest Passer Rating, Career [min. 1,500 att.]		
93.7	Kirk Cousins	2012-17
83.9	Sonny Jurgensen	1964-74
82.3	Jason Campbell	2005-09

Highest Passer Rating, Season [min. 150 att.]		
109,9	Sammy Baugh	1945
102.4	Robert Griffin III	2012
101.6	Kirk Cousins	2015

Highest Passer Rating, Rookie, Season [min. 150 att.]		
102.4	Robert Griffin III	2012
76.5	Jason Campbell	2006
76.1	Dwayne Haskins Jr.	2019

PASSING - ATTEMPTS

Most Seasons Leading League, Attempts, Passing		
4	Sammy Baugh	1937, 43, 47-48
3	Sonny Jurgensen	1966-67, 69

Most Consecutive Seasons Leading League, Attempts, Passing		
2	Sonny Jurgensen	1966-67
2	Sammy Baugh	1947-48

Most Passes Attempted, Career		
3,602	Joe Theismann	1974-85
3,155	Sonny Jurgensen	1964-74
2,995	Sammy Baugh	1937-52

Most Passes Attempted, Season		
606	Kirk Cousins	2016
543	Kirk Cousins	2015
541	Jay Schroeder	1986

Most Passes Attempted, Rookie, Season		
393	Robert Griffin III	2012
275	Norm Snead	1961
265	Heath Shuler	1994

RECORD BOOK
INDIVIDUAL

Most Passes Attempted, Game		
58	Jay Schroeder vs. 49ers	12/1/85
56	Kirk Cousins at CIN [London]	10/30/16
55	Alex Smith at DET	11/15/20
54	Jason Campbell at DAL	11/18/07
54	Trent Green vs. ARI	11/22/98
54	Mark Rypien at DAL	11/22/90

PASSING - COMPLETIONS

Most Seasons Leading League, Completions		
5	Sammy Baugh	**1937, 43, 45, 47-48**

Most Consecutive Seasons Leading League, Completions		
2	Sonny Jurgensen	1966-67
2	Sammy Baugh	1947-48

Most Seasons Leading Team, Completions		
13	Sammy Baugh	1937-38, 40-43, 45-51
8	Joe Theismann	1978-85
7	Billy Kilmer	1971-77
7	Sonny Jurgensen	1964-70

Most Consecutive Seasons Leading Team, Completions		
8	Joe Theismann	1978-85
7	Billy Kilmer	1971-77
7	Sonny Jurgensen	1964-70
7	Sammy Baugh	1945-51

Most Passes Completed, Career		
2,044	Joe Theismann	1974-85
1,831	Sonny Jurgensen	1964-74
1,693	Sammy Baugh	1945-51

Most Passes Completed, Season		
406	Kirk Cousins	2016
379	Kirk Cousins	2015
347	Kirk Cousins	2017

Most Passes Completed, Rookie, Season		
258	Robert Griffin III	2012
172	Norm Snead	1961
120	Heath Shuler	1994

Most Passes Completed, Game		
41	Kirk Cousins at DAL	11/24/16
38	Alex Smith at DET	11/15/20
38	Kirk Cousins at CIN [London]	10/30/16
33	Alex Smith vs. IND	9/16/18
33	Kirk Cousins vs. TB	10/25/15
33	Jason Campbell at DAL	11/18/07

Most Consecutive Passes Completed, Game		
22	Mark Brunell vs. HOU	9/24/06

PASSING - COMPLETION PERCENTAGE

Most Seasons Leading League		
7	Sammy Baugh	1940, 42-43, 45, 47-49

Most Consecutive Seasons Leading League		
3	Sammy Baugh	1947-49

Highest Completion Percentage, Career [min. 1,500 att.]		
65.5	Kirk Cousins	2012-17
61.2	Jason Campbell	2005-09
58.2	Sonny Jurgensen	1964-74

Highest Completion Percentage, Season		
70.3	Sammy Baugh [128-182]	1945
69.8	Kirk Cousins [379-543]	2015
68.7	Robert Griffin III [147-214]	2014

Highest Completion Percentage, Rookie, Season		
65.7	Robert Griffin III	2012
58.6	Dwayne Haskins Jr.	2019
53.1	Jason Campbell	2007

RECORD BOOK
INDIVIDUAL

Highest Completion Percentage, Game [min. 20 att.]		
88.9	Mark Brunell vs. HOU [24-27]	9/24/08

PASSING - YARDS GAINED

Most Seasons Leading League, Yards Gained, Passing		
4	Sammy Baugh	1937, 40, 47-48
3	Sonny Jurgensen	1966-67, 69

Most Consecutive Seasons Leading League, Yards Gained, Passing		
2	Sonny Jurgensen	1966-67
2	Sammy Baugh	1947-48

Most Seasons Leading Team, Yards Gained, Passing		
13	Sammy Baugh	1937-38, 40-43, 45-51
8	Joe Theismann	1978-85
7	Billy Kilmer	1971-77
7	Sonny Jurgensen	1964-70

Most Yards Gained, Passing, Career		
25,206	Joe Theismann	1974-85
22,585	Sonny Jurgensen	1964-74
21,886	Sammy Baugh	1937-52

Most Seasons, 3,000 or More Yards Passing		
3	Kirk Cousins	2015-17
3	Mark Rypien	1989, 91-92
3	Joe Theismann	1981, 83-84
3	Sonny Jurgensen	1966-67, 69

Most Yards Gained, Passing, Season		
4,917	Kirk Cousins	2016
4,166	Kirk Cousins	2015
4,109	Jay Schroeder	1986

Most Yards Gained, Passing, Game		
471	Brad Johnson at SF	12/26/99
458	Kirk Cousins at CIN	10/30/16
449	Kirk Cousins at DAL	11/24/16

Most Games, 400 or More Passing Yards, Career		
3	Kirk Cousins	2012-16
2	Mark Rypien	1988-93
2	Sonny Jurgensen	1964-74

Most Games, 400 or More Passing Yards, Season		
2	Kirk Cousins	2016

Most Games, 300 or More Yards Passing, Career		
23	Kirk Cousins	2012-17
15	Sonny Jurgensen	1964-74
14	Joe Theismann	1974-85

Most Games, 300 or More Yards Passing, Season		
7	Kirk Cousins	2016
7	Kirk Cousins	2015
5	Kirk Cousins	2017
5	Mark Rypien	1989
5	Jay Schroeder	1986
5	Sonny Jurgensen	1967

Most Consecutive Games, 300 or More Yards Passing, Season		
3	Kirk Cousins	2015
3	Robert Griffin III	2013

Longest Pass Completion [all TDs]		
99*	Sonny Jurgensen [to Allen] at CHI	9/15/68
99*	George Izo [to Mitchell] vs. CLE	9/15/63
99*	Frank Filchock [to Farkas] vs. PIT	10/15/39

PASSING - AVERAGE GAINED

Most Seasons Leading League, Average Gain, Passing		
3	Sammy Baugh	1937, 40, 48

Highest Average Gain, Career [1,500 att.]		
7.73	Kirk Cousins	2012-17
7.31	Sammy Baugh	1937-52
7.22	Mark Rypien	1988-93

RECORD BOOK
INDIVIDUAL

Highest Average Gain, Season [150 att.]		
9.17	Sammy Baugh	1945
9.03	Eddie LeBaron	1957
8.47	Mark Rypien	1991

Highest Average Gain, Rookie, Season		
8.14	Robert Griffin III	2012
7.22	Al Dorow	1954

Highest Average Gain, Game [20 att.]		
18.58*	Sammy Baugh [24 att.-446 yds.]	vs. Yanks 10/31/48

PASSING - TOUCHDOWNS

Most Seasons Leading League, Touchdowns, Passing		
2	Sammy Baugh	1940, 47
2	Frank Filchock	1939, 44

Most Seasons Leading Team		
13	Sammy Baugh	1937-38, 40-43, 45-51
8	Joe Theismann	1978-85
8	Sonny Jurgensen	1964-70, 74

Most Consecutive Seasons Leading Team		
8	Joe Theismann	1978-85
7	Sonny Jurgensen	1964-70
7	Sammy Baugh	1945-51

Most Touchdown Passes, Career		
187	Sammy Baugh	1937-52
179	Sonny Jurgensen	1964-74
160	Joe Theismann	1974-85

Most Touchdown Passes, Season		
31	Sonny Jurgensen	1967
29	Kirk Cousins	2015
29	Joe Theismann	1983

Most Touchdown Passes, Rookie, Season		
20	Robert Griffin III	2012
14	Eddie LeBaron	1952
11	Norm Snead	1961

Most Touchdown Passes, Game		
6	Mark Rypien vs. ATL	11/10/91
6	Sammy Baugh vs. ARI	11/23/47
6	Sammy Naugh at Dodgers	10/31/43

Most Games, Four or More Touchdown Passes, Career		
9	Sonny Jurgensen	1964-74
5	Mark Rypien	1988-93

Most Games, Four or More Touchdown Passes, Season		
3	Kirk Cousins	2015
3	Sonny Jurgensen	1964, 67

Most Consecutive Games, Touchdown Passes [reg. season]		
23	Sonny Jurgensen	1966-68
16	Kirk Cousins	2015
15	Joe Theismann	1982-83

PASSING - INTERCEPTIONS

Most Consecutive Passes Attempted, No Interceptions		
271	Jason Campbell	2007-08
187	Kirk Cousins	2016
162	Joe Theismann	1983

Most Passes Had Intercepted, Career		
203	Sammy Baugh	1937-52
138	Joe Theismann	1974-85
116	Sonny Jurgensen	1964-74

Most Passes Had Intercepted, Season		
27	Norm Snead	1963
23	Sammy Baugh	1948
22	Jay Schroeder	1986
22	Norm Snead	1962
22	Norm Snead	1961

Most Passes Had Intercepted, Game		
6	Jay Schroeder vs. NYG	12/7/86
6	Sammy Baugh at NYG	11/11/51

Most Attempts, No Interceptions, Game		
53	Kirk Cousins at DAL	11/24/16
53	Mark Brunell at DEN	10/9/05

Most Seasons Leading League, Lowest Percentage, Passes Had Intercepted		
5*	Sammy Baugh	1940, 42, 44-45, 47

Lowest Percentage, Passes Had Intercepted, Career [min. 1,000 att.]		
2.2	Robert Griffin III	2012-14
2.3	Jason Campbell	2005-09
2.6	Kirk Cousins	2012-17

Lowest Percentage, Passes Had Intercepted, Season [min. 150 att.]		
1.19	Jason Campbell [6-506]	2008
1.27	Robert Griffin III [5-393]	2012
1.50	Alex Smith [5-328]	2018

Lowest Pct. of Passes Had Intercepted, Rookie, Season		
1.3	Robert Griffin III	2012
3.4	Dwayne Haskins Jr.	2019
3.5	Patrick Ramsey	2002

PASSING - TIME SACKED

Most Times Sacked, Career		
340	Joe Theismann	1974-85
227	Sonny Jurgensen	1964-74
117	Billy Kilmer	1971-78

Most Times Sacked, Season		
49	Trent Green	1998
48	Joe Theismann	1984
43	Jason Campbell	2009

Most Times Sacked, Game		
10	John Beck at BUF	10/30/11
9	Joe Theismann vs. ARI	11/19/78

RECEIVING - RECEPTIONS

Most Seasons Leading League, Receptions		
2	Charley Taylor	1966-67

Most Seasons Leading Team, Receptions		
8	Charley Taylor	1966-69, 72-75
6	Santana Moss	2005-10
6	Art Monk	1980, 82, 84-85, 89, 91
6	Hugh Taylor	1949-54

Most Consecutive Seasons Leading Team, Receptions		
6	Santana Moss	2005-10
6	Hugh Taylor	1949-54
4	Charley Taylor	1972-75
4	Charley Taylor	1966-69
4	Bobby Mitchell	1962-65

Most Pass Receptions, Career		
888	Art Monk	1980-93
649	Charley Taylor	1964-77
581	Santana Moss	2005-14

Most Seasons, 50 or More Pass Receptions		
9	Art Monk	1980-81, 84-86, 88-91
7	Charley Taylor	1964, 66-67, 69, 73-75
6	Santana Moss	2005-10
6	Bobby Mitchell	1962-67

Most Pass Receptions, Season		
113	Pierre Garçon	2013
106	Art Monk	1984
93	Santana Moss	2010

Most Pass Receptions, Rookie, Season		
59	Jamison Crowder	2015
58	Art Monk	1980
58	Terry McLaurin	2019

RECORD BOOK
INDIVIDUAL

Most Pass Receptions, Game		
14	Roy Helu, Jr. vs. SF [105 yds.]	11/6/11
13	Art Monk at DET [168 yds.]	11/4/90
13	Kelvin Bryant vs. NYG [130yds.]	12/7/86
13	Art Monk vs. CIN [230 yds.]	12/15/85
13	Logan Thomas vs. SEA	12/20/20
13	Chris Thompson vs. IND [92 yds.]	9/16/18

Most Consecutive Games, Pass Receptions		
164	Art Monk	1983

RECEIVING YARDS

Most Seasons Leading League, Yards Gained, Receiving		
2	Bobby Mitchell	1962

Most Consecutive Seasons Leading League, Yards Gained Receiving		
2	Bobby Mitchell	1962-63

Most Seasons Leading Team, Yards Gained, Receiving		
8	Charley Taylor	1966-69, 72-75
6	Santana Moss	2005-10
6	Gary Clark	1986-87, 89-92
6	Hugh Taylor	1949-54

Most Consecutive Seasons Leading Team, Yards Gained, Receiving		
6	Santana Moss	2005-10
6	Hugh Taylor	1949-54
4	Gary Clark	1989-92
4	Charley Taylor	1966-69
4	Bobby Mitchell	1962-65

Most Yards Gained, Pass Receiving, Career		
12,026	Art Monk	1980-93
9,110	Charley Taylor	1964-77
8,742	Gary Clark	1985-92

Most Seasons, 1,000 or More Yards, Pass Receiving		
5	Art Monk	1984-86, 89, 91
5	Gary Clark	1986-87, 89-91
3	Santana Moss	2005, 08, 10
3	Henry Ellard	1994-96

Most Yards Gained, Pass Receiving, Season		
1,483	Santana Moss	2005
1,436	Bobby Mitchell	1963
1,397	Henry Ellard	1994

Most Yards Gained, Pass Receiving, Rookie, Season		
926	Gary Clark	1985
919	Terry McLaurin	2019
814	Charley Taylor	1964

Most Yards Gained, Pass Receiving, Game		
255	Anthony Allen vs. ARI [7 rec.]	10/4/87
241	Gary Clark at NYG [11]	10/27/86
230	Art Monk vs. CIN [13]	12/15/85

Most Games, 100 or More Yards Pass Receiving, Career		
36	Art Monk	1980-93
28	Gary Clark	1985-92
23	Charley Taylor	1964-77
23	Bobby Mitchell	1962-68

Most Games, 100 or More Yards Pass Receiving, Season		
7	Bobby Mitchell	1962
6	DeSean Jackson	2014
6	Art Monk	1985
6	Art Monk	1984
6	Bobby Mitchell	1963

Most Consecutive Games, 100 or More Yards Pass Receiving		
3	Multiple Times	DeSean Jackson, 2016

Longest Pass Reception [all TDs]		
99*	Gerry Allen	at CHI 9/15/98
99*	Bobby Mitchell	at CLE 9/15/63
99*	Andy Farkas	vs. PIT 10/15/39

RECORD BOOK
INDIVIDUAL

RECEIVING - AVERAGE GAIN

Highest Average Gain, Career [min. 200 rec.]		
19.24	Hugh Taylor	1947-54
18.19	Henry Ellard	1994-98
16.52	Bobby Mitchell	1962-68

Highest Average Gain, Season [min. 24 rec]		
23.44	Hugh Taylor	1952
21.56	Charlie Brown	1982
21.36	Hugh Taylor	1950

Highest Average Gain, Game [min. 3 rec.]		
50.75	Gary Clark vs. ATL [4/203]	11/10/91
49.33	Charley Taylor vs. LAR [3/148]	10/22/67
48.33	Andy Farkas vs. ARI [3/145]	11/19/39

RECEIVING - TOUCHDOWNS

Most Seasons Leading Team		
7	Gary Clark	1985-87, 89-92
7	Hugh Taylor	1947, 49-54
5	Santana Moss	2005-06, 08, 10, 12
5	Charley Taylor	1969, 71-74

Most Consecutive Seasons Leading Team		
6	Hugh Taylor	1949-54
4	Gary Clark	1989-92
4	Charley Taylor	1971-74
4	Bobby Mitchell	1962-65

Most Touchdowns, Career		
79	Charley Taylor	1964-77
65	Art Monk	1980-93
60	Jerry Smith	1965-77

Most Touchdowns, Season		
12	Ricky Sanders	1988
12	Jerry Smith	1967
12	Charley Taylor	1966
12	Hugh Taylor	1952

Most Touchdowns, Rookie, Season		
8	Charlie Brown	1982
7	Terry McLaurin	2019
6	Chris Cooley	2004
6	Hugh Taylor	1947

Most Touchdowns, Game		
3	20 Times	last: Santana Moss 10/1/06

Most Consecutive Games, Receiving Touchdown		
6	Santana Moss	2007-08
6	Bobby Mitchell	1964
5	Charlie Brown	1982

YARDS FROM SCRIMMAGE

Most Scrimmage Yards, Career		
12,358	Art Monk	1980-93
10,628	Charley Taylor	1964-93
8,796	Gary Clark	1985-92

Most Scrimmage Yards, Season		
1,732	Clinton Portis	2005
1,705	Clinton Portis	2008
1,690	Alfred Morris	2012

Most Scrimmage Yards, Rookie, Season		
1,690	Alfred Morris	2012
1,569	Charley Taylor	1964
1,402	Mike Thomas	1975

Most Scrimmage Yards, Game		
255	Larry Brown vs. PHI	12/16/73

INTERCEPTIONS BY

Most Seasons Leading League, Interceptions By		
1	Barry Wilburn	1987
1	Mark Murphy	1983
1	Paul Krause	1964
1	Dan Sandifer	1948
1	Sammy Baugh	1943

RECORD BOOK
INDIVIDUAL

Most Seasons Leading Team, Interceptions By		
4	Sammy Baugh	1941-43
3	Multiple Players	Last: DeAngelo Hall, 2009-11

Most Consecutive Seasons Leading Team, Interceptions By		
3	DeAngelo Hall	2009-11
3	Fred Smoot	2001-03
3	Norb Hecker	1955-57
3	Sammy Baugh	1941-43

Most Seasons Leading Team		
4	DeAngelo Hall	2009-11, 13
3	Fred Smoot	2001-03
3	Darrell Green	1986, 91, 98
3	Tom Carter	1993, 95-96
3	Vernon Dean	1982, 84-85
3	Ken Houston	1973, 75, 77
3	Brig Owens	1966, 68, 70
3	Paul Krause	1964-65, 67
3	Norb Hecker	1955-57
3	Sammy Baugh	1942-43, 45

Most Interceptions By, Career		
54	Darrell Green	1983-2002
36	Brig Owens	1966-72
31	Sammy Baugh	1937-52

Most Interceptions By, Season		
13	Dan Sandifer	1948
12	Paul Krause	1964
11	Sammy Baugh	1943

Most Interceptions By, Rookie, Season		
13	Dan Sandifer	1948
12	Paul Krause	1964
7	Brig Owens	1966
7	Jim Kerr	1961

Most Interceptions By, Game		
4*	DeAngelo Hall at CHI	10/24/10
4*	Dan Sandifer vs. Yanks	10/31/48
4*	Sammy Baugh vs. DET	11/14/43

Most Consecutive Games, Passes Intercepted By		
7	Paul Krause	1964
6	Barry Wilburn	1987
6	Lemar Parrish	1978-79

INTERCEPTION RETURN YARDS GAINED

Most Yards Gained, Career		
686	Brig Owens	1966-72
631	Darrell Green	1983-2002
491	Sammy Baugh	1937-52

Most Yards Gained, Season		
258	Dan Sandifer	1948
168	George Cheverko	1948
165	Brig Owens	1966

Most Yards Gained, Rookie, Season		
258	Dan Sandifer	1948
165	Brig Owens	1966
140	Paul Krause	1964

Most Yards Gained, Game		
110	Jim Steffen vs. DAL	9/29/63
103	Brad Edwards vs. ARI	11/29/92
100	Barry Wilburn at MIN	12/26/87

Longest Return [All TDs]		
100	Barry Wilburn at MIN	12/26/87
96	Bashaud Breeland at LAC	12/10/17
93	Dick Poillon at PHI	11/21/48

INTERCEPTIONS RETURNED TOUCHDOWNS

Most Touchdowns, Career		
6	Darrell Green	1983-2002
3	Ryan Kerrigan	2011-17
3	DeAngelo Hall	2008-16
3	Monte Coleman	1974-94
3	Andre Collins	1990-94
3	Brig Owens	1966-77
3	Mike Bass	1969-75

Most Touchdowns, Season		
2	DeAngelo Hall	2013
2	Andre Collins	1994
2	Vernon Dean	1984
2	Dale Hackbart	1961
2	Dan Sandifer	1948
2	Pug Rentner	1936

Most Touchdowns, Rookie, Season		
2	Dan Sandifer	1948

Most Touchdowns, Game		
2*	Dan Sandifer vs. Yanks	10/31/48

PUNTING

Most Punts, Career		
896	Mike Bragg	1968-79
510	Tress Way	2014-20
388	Matt Turk	1995-99

Most Punts, Season		
103	Tom Tupa	2004
103	Mike Bragg	1978
93	Matt Turk	1998

Most Punts, Rookie, Season		
76	Mike Bragg	1968
74	Matt Turk	1995
54	Doug Elmore	1962

Longest Punt		
85	Sammy Baugh vs. PHI	12/1/40
81	Sammy Baugh vs. DET	11/14/43
79	Tress Way at CAR	12/1/19
77	Tress Way vs. NYG	9/25/14
77	Steve Cox at BUF	11/1/87

PUNTING AVERAGE YARDAGE

Highest Average, Punting, Career [min. 300 punts]		
46.80	Tress Way	2014-20
45.10	Sammy Baugh	1937-52
43.77	Matt Turk	1995-99
41.96	Pat Richter	1963-70

Highest Average, Punting, Season [min. 30 punts]		
51.40*	Sammy Baugh	1940
49.60	Tress Way	2019
48.73	Sammy Baugh	1941

Highest Average, Punting, Rookie, Season		
42.26	Mike Bragg	1968
42.43	Matt Turk	1995
42.16	Eddie LeBaron	1952

Highest Average, Punting, Game [min. 4 punts]		
59.40	Sammy Baugh at DET [5-297]	10/27/40

PUNTING - NET AVERAGE (SINCE 1976)

Highest Net Average, Punting, Career [min. 250 att.]		
41.2	Tress Way	2014-20

Highest Net Average, Punting, Season		
44.3	Tress Way	2020
44.1	Tress Way	2019
41.5	Tress Way	2018
40.0	Tress Way	2014

RECORD BOOK
INDIVIDUAL

Highest Net Punting Average, Rookie, Season		
37.7	Matt Turk	1995
33.3	Jeff Hayes	1982

Highest Net Average, Punting, Game [min. 4 att.]		
55.5	Tress Way vs. NYG	9/25/14
55.0	Tress Way at NYG	10/18/20
54.0	Tress Way at DAL	11/26/20

PUNTING HAD BLOCKED

Most Punts Had Blocked, Career		
8	Mike Bragg	1968-79
7	Sammy Baugh	1937-52
4	Kelly Goodburn	1990-93

Most Punts Had Blocked, Season		
3	Kelly Goodburn	1991
3	Sammy Baugh	1943

PUNTING INSIDE 20 (SINCE 1976)

Most Punts Inside the 20, Career		
185	Tress Way	2014-20
134	Matt Turk	1995-99
79	Mike Bragg	1968-79

Most Punts Inside the 20, Season		
41	Tress Way	2018
33	Tress Way	2017
33	Matt Turk	1998
32	Matt Turk	1997

Most Punts Inside the 20, Game		
5	Seven times	Last: Tress Way, 10/21/18

PUNT RETURNS

Most Seasons Leading League, Punt Returns		
1	Eddie Brown	1977
1	Larry Jones	1975
1	Steve Bagarus	1945
1	Andy Farkas	1943

Most Seasons Leading Team [all consecutive]		
9	Brian Mitchell	1991-99

Most Punt Returns, Career		
317	Brian Mitchell	1990-99
212	Mike Nelms	1980-84
129	Antwaan Randle El	2006-09

Most Punt Returns, Season		
57	Eddie Brown	1977
53	Larry Jones	1975
49	Mike Nelms	1984

Most Punt Returns, Rookie, Season		
48	Mike Nelms	1980
42	Tony Green	1978
38	Brandon Banks	2010

Most Punt Returns, Game		
11*	Eddie Brown at TB	10/9/77
10	Mike Nelms at NO	12/26/82
9	Mike Nelms at ARI	12/21/80

PUNT RETURN FAIR CATCHES

Most Fair Catches, Career		
151	Brian Mitchell	1990-99

Most Fair Catches, Season		
25	Andre Roberts	2014
24	Brian Mitchell	1994
23	Brian Mitchell	1997

PUNT RETURN - YARDS GAINED

Most Seasons Leading League, Yards Gained, Punt Returns		
1	Eddie Brown	1976
1	Bert Zagers	1957
1	Andy Farkas	1943

RECORD BOOK
INDIVIDUAL

Most Seasons Leading Team, Yards Gained, Punt Returns		
9	Brian Mitchell	1991-99
5	Mike Nelms	1980-84
5	Rickie Harris	1965-69
5	Dick James	1959-63

Most Yards Gained, Punt Returns, Career		
3,476	Brian Mitchell	1990-99
1,948	Mike Nelms	1980-84
1,150	Eddie Brown	1975-77

Most Yards Gained, Punt Returns, Season		
646	Eddie Brown	1976
600	Brian Mitchell	1991
506	Brian Mitchell	1998

Most Yards Gained, Punt Returns, Rookie, Season		
487	Mike Nelms	1980
443	Tony Green	1978
431	Brandon Banks	2010

Most Yards Gained, Punt Returns, Game		
146	Rickie Harris at PIT	11/21/65
142	Ted Wilson at NYG	10/11/87
118	Derrick Shepard vs. ARI	10/4/87

Longest Punt Return [All TDs]		
96	Bill Dudley vs. PIT	12/3/50
90	Jacquez Green vs. PHI	9/16/02
89	Eric Metcalf vs. NYG	10/28/01

Most Fair Catches, Game		
5	Andre Roberts at ARI	10/12/14
5	Antwaan Randle El vs. PIT	11/3/08
5	Brian Mitchell vs. ARI	9/14/97

PUNT RETURNS - AVERAGE YARDAGE

Highest Average, Career [min. 40 returns]		
13.20	Dick Todd	1939-48
12.81	Johnny Williams	1952-53
12.11	Andy Farkas	1938-44

Highest Average, Season [min. 20 returns]		
15.25	Johnny Williams	1952
14.12	Brian Mitchell	1994
13.46	Eddie Brown	1976

Highest Average, Rookie, Season		
15.25	Johnny Williams	1952
12.16	Rickie Harris	1965
11.95	Steve Bagarus	1945

Highest Average, Game [min. 3 returns]		
39.3	Derrick Shepard vs. ARI	10/4/97
34.0	Pervis Atkins at PHI	11/1/64
33.3	Brian Mitchell vs. NYG	11/1/92

PUNT RETURNS - TOUCHDOWNS

Most Touchdowns, Punt Returns, Career		
7	Brian Mitchell	1990-99
3	Rickie Harris	1965-70
3	Dick Todd	1939-48

Most Touchdowns, Punt Returns, Career		
2	Brian Mitchell	1994
2	Brian Mitchell	1991
2	Mike Nelms	1981
2	Bert Zagers	1957
2	John Williams	1952

Most Touchdowns, Punt Returns, Rookie, Season		
2	John Williams	1952
1	Five players	Last: Desmond Howard, 1992

RECORD BOOK
INDIVIDUAL

Most Touchdowns, Punt Returns, Game		
1	Multiple times	Last: Jamison Crowder at BAL, 10/9/16

KICK RETURNS

Most Seasons Leading League, Kick Returns		
2	Eddie Saenz	1947, 49
2	Dan Sandifer	1948-49
1	Brandon Banks	2011
1	Larry Jones	1975

Most Consecutive Seasons Leading League, Kick Returns		
2	Dan Sandifer	1948-49

Most Seasons Leading Team		
9	Brian Mitchell	1991-99
5	Mike Nelms	1980-84
5	Dick James	1959-63

Most Kickoff Returns, Career		
421	Brian Mitchell	1990-99
222	Rock Cartwright	2002-09
175	Mike Nelms	1980-84

Most Kickoff Returns, Season		
64	Rock Cartwright	2006
59	Brian Mitchell	1998
58	Brian Mitchell	1994

Most Kickoff Returns, Rookie, Season		
46	Brandon Banks	2010
38	Mike Nelms	1980
34	Tony Green	1978

Most Kickoff Returns, Game		
8	Terry Metcalf vs. ARI	9/20/81
8	Niles Paul vs. KC	12/8/13

KICK RETURNS - YARDS GAINED

Most Yards Gained, Kickoff Returns, Career		
9,586	Brian Mitchell	1990-99
5,332	Rock Cartwright	2002-09
4,128	Mike Nelms	1980-84

Most Yards Gained, Kickoff Returns, Season		
1,541	Rock Cartwright	2006
1,478	Brian Mitchell	1994
1,408	Brian Mitchell	1995

Most Yards Gained, Kickoff Returns, Rookie, Season		
1,155	Brandon Banks	2010
870	Tony Green	1978
819	Steven Sims Jr.	2019

Most Yards Gained, Kickoff Returns, Game		
225	Herb Mul-Key at ARI	9/23/73
213	Brandon Banks at DET	10/31/10
189	Brian Mitchell vs. LAC	12/6/98

Longest Kickoff Return [All TDs]		
102	Larry Jones vs. PHI	11/24/74
101	Brian Mitchell vs. LAC	12/6/98
101	Rashad Ross at NYG	9/24/15

KICK RETURNS - AVERAGE YARDS

Most Seasons Leading League, Average Yardage, Kick Returns		
1	Mike Nelms	1981
1	Eddie Saenz	1947

Highest Average, Career [min. 40 returns]		
28.50	Bobby Mitchell	1962-68
27.87	Herb Mul-key	1972-74
25.98	Joe Scudero	1954-58

Highest Average, Season [min. 20 returns]		
29.70	Mike Nelms	1981
29.38	Dick James	1961
29.22	Larry Jones	1974

Highest Average, Rookie, Season		
29.22	Larry Jones	1974
25.96	Dale Atkeson	1954
25.60	Steven Sims Jr.	2019

RECORD BOOK
INDIVIDUAL

KICK RETURNS - TOUCHDOWNS

Most Touchdowns, Career		
2	Brian Mitchell	1990-99
2	Bobby Mitchell	1962-68
2	Eddie Saenz	1946-51
2	Andy Farkas	1938-44

Most Touchdowns, Season		
2	Eddie Saenz	1947

Most Touchdowns, Rookie, Season		
1	Multiple times	Last: Steven Sims Jr., 2019

Most Touchdowns, Game		
1	Many players	Last: Steven Sims Jr. vs. DET 11/24/19

COMBINE KICK/PUNT RETURNS

Most Combined Kick/Punt Returns, Career		
738	Brian Mitchell	1990-99
386	Mike Nelms	1980-84
253	Dick James	1956-63

Most Combined/Kick Punt Returns, Season		
103	Brian Mitchell	1998
100	Larry Jones	1975
91	Mike Nelms	1984
91	Eddie Brown	1977

Most Combined Kick/Punt Returns, Game		
12	Eddie Brown vs. TB [P-11/K-1]	10/9/77
12	Larry Jones vs. DAL [6/6]	12/13/75
11	Brandon Banks vs. DET [5/6]	10/31/10
11	Larry Jones vs. Raiders [6/5]	11/23/75

KICK RETURNS - TOUCHDOWNS

Most Yards Returned, Career		
13,062	Brian Mitchell	1990-99
6,076	Mike Nelms	1980-84
4,743	Dick James	1956-63

Most Yards Returned, Season		
1,930	Brian Mitchell	1994
1,843	Brian Mitchell	1998
1,723	Brian Mitchell	1995

Most Yards Returned, Game		
271	Brandon Banks at DET	10/31/10
240	Brian Mitchell at DEN	9/17/95
226	Brian Mitchell vs. SD	10/6/98

COMBINE KICK RETURN TOUCHDOWNS

Most Touchdowns, Career		
9	Brian Mitchell	1990-99
3	Rickie Harris	1965-70
3	Bert Zagers	1955-58
3	Dick Todd	1939-48
3	Andy Farkas	1934-44

Most Touchdowns, Season		
2	Brian Mitchell	1997
2	Brian Mitchell	1994
2	Brian Mitchell	1991
2	Mike Nelms	1981
2	Tony Green	1978
2	Bert Zagers	1957
2	Joe Scudero	1955
2	John Williams	1952
2	Eddie Saenz	1947

Most Touchdowns, Game		
1	Multiple Times	Last: Jamison Crowder at BAL, 10/9/16

FUMBLES

Most Fumbles, Career		
47	Sammy Baugh	1937-52
42	Mark Rypien	1987-93
42	Joe Theismann	1974-85

RECORD BOOK
INDIVIDUAL

Most Fumbles, Season		
15	Sammy Baugh	1947
14	Trent Green	1998
14	Mark Rypien	1989

Most Fumbles, Game		
5	Patrick Ramsey at GB	10/20/02

FUMBLES RECOVERED

Most Fumbles Recovered, Career, Own and Opponents		
21	Sammy Baugh	1937-52
16	Brad Dusek	1974-81
15	Monte Coleman	1979-94

Most Fumbles Recovered, Season, Own and Opponents'		
8	Donovan McNabb	2010
7	Sammy Baugh	1947
7	Stephen Davis	2001
6	Joe Theismann	1984

OWN FUMBLES RECOVERED

Most Own Fumbles Recovered, Career		
18	Sammy Baugh	1937-52
16	Charley Taylor	1964-77
15	Kirk Cousins	2012-17

Most Own Fumbles Recovered, Season		
8	Donovan McNabb	2010
7	Sammy Baugh	1947
6	Joe Theismann	1984

Most Own Fumbles Recovered, Game		
2	15 players	Last: Alex Smith at ARI 9/9/18

OPPONENTS FUMBLES RECOVERED

Most Opponents' Fumbles Recovered, Career		
16	Brad Dusek	1974-81
16	Chris Hanburger	1965-78
14	Monte Coleman	1979-94
14	Chris Hanburger	1965-78
14	John Paluck	1956-65

Most Opponents' Fumbles Recovered, Season		
6	Gene Brito	1955
5	Ken Houston	1973
5	Paul Krause	1965
5	Bob Toneff	1959

Most Opponents' Fumbles Recovered, Game		
2	Bashaud Breeland	11/22/15
2	LaVar Arrington	12/29/02
2	Shawn Barber	12/3/00
2	Pat Eilers	9/6/93
2	Danny Copeland	9/13/92

YARDS RETURNING FUMBLES

Longest Fumble Return [all TDs]		
78	Darrell Green vs. IND	10/7/93
76	John Paluck vs. NYG	12/2/56
75	DeAngelo Hall vs. PHI	9/9/13

FUMBLE RETURN TOUCHDOWNS

Most Touchdowns, Career		
3	DeAngelo Hall	2008-15
3	Chris Hanburger	1965-78
3	Brad Dusek	1974-79

Most Touchdowns, Season		
2	Harold McPhail	1934
1	Multiple times	Last: Chase Young, 2020

RECORD BOOK
INDIVIDUAL

COMBINED NET YARDS GAINED

Most Seasons Leading League, Net Yards Gained		
4	Brian Mitchell	1994-96, 98

Most Consecutive Seasons Leading League, Net Yards Gained		
3	Brian Mitchell	1994-96

Most Seasons Leading Team, Net Yards Gained		
7	Brian Mitchell	1993-99
6	Larry Brown	1969-74
4	Clinton Portis	2004-05, 2007-08

Most Consecutive Seasons Leading Team		
7	Brian Mitchell	1993-99
6	Larry Brown	1969-74

COMBINED NET YARDS ATTEMPTS

Most Attempts, Career		
2,109	John Riggins	1976-79, 81-85
1,834	Clinton Portis	2004-10
1,768	Larry Brown	1969-76

Most Attempts, Season		
384	Stephen Davis	2001
383	Clinton Portis	2004
382	Clinton Portis	2005

Most Attempts, Game		
45	Jamie Morris at CIN	12/17/88
41	Jamie Morris at PHI	11/12/89
39	Earnest Byner at NE	12/15/90

COMBINED NET YARDS - YARDS

Most Yards Gained, Career		
16,900	Brian Mitchell	1990-99
12,358	Art Monk	1980-93
10,803	Charley Taylor	1964-77

Most Yards Gained, Season		
2,477	Brian Mitchell	1994
2,357	Brian Mitchell	1998
2,348	Brian Mitchell	1995

Most Yards Gained, Rookie, Season		
1,690	Alfred Morris	2012
1,602	Brandon Banks	2010
1,589	Charley Taylor	1964

SACKS

Most Seasons Leading Team		
6	Ryan Kerrigan	2012, 2014-18
5	Dexter Manley	1982, 84-86, 88
4	Brian Orakpo	2009-11, 13
4	Andre Carter	2006-09
3	Ken Harvey	1994-95, 97
3	Charles Mann	1987, 89, 91
3	Coy Bacon	1978-80

Most Sacks, Career [Unofficial]		
97.5	Dexter Manley	1981-89
95.5	Ryan Kerrigan	2011-20
82.0	Charles Mann	1983-93

Most Sacks, Career [since 1982]		
95.5	Ryan Kerrigan	2011-20
91.0	Dexter Manley	1981-89
82.0	Charles Mann	1983-93

Most Sacks, Season		
18.5	Dexter Manley	1986
15.0	Dexter Manley	1985
15.0	Coy Bacon	1979

Most Sacks, Rookie, Season		
11.0	Brian Orakpo	2009
8.0	Preston Smith	2015
7.5	Ryan Kerrigan	2011
7.5	Chase Young	2020

RECORD BOOK
INDIVIDUAL

Most Sacks, Game		
4.0	Ryan Kerrigan vs. JAX	9/14/14
4.0	Brian Orakpo at OAK	12/13/09
4.0	Phillip Daniels vs. DAL	12/18/05
4.0	Ken Harvey vs. NYG	11/23/97
4.0	Dexter Manley vs. NYG	10/2/88
4.0	Diron Talbert vs. NYG	9/28/75

Most Seasons, 10 or More Sacks		
5	Charles Mann	1985-87, 89, 91
4	Dexter Manley	1983-86
4	Ryan Kerrigan	2014, 2016-18
3	Coy Bacon	1978-80

Most Consecutive Seasons, 10 or More Sacks		
4	Dexter Manley	1983-86

OPPONENT RECORDS

SACKS

Most Points vs. Washington, Career		
242	Lou Groza	1950-67

Most Points vs. Washington, Game		
25	Bobby Joe Conrad, ARI	9/27/59

Most Points vs. Washington, Game		
24	Emmitt Smith	1990-2002

Touchdowns vs. Washington, Game		
4	Terrell Owens, DAL	11/18/07
4	Wilbert Montgomery, PHI	10/7/79
4	Wilbert Montgomery, PHI	9/10/78
4	Ollie Matson, ARI	11/21/54
4	Bob Shaw, LAR	12/11/49

Points After Touchdown vs. Washington, Career		
101	Lou Groza	1950-67

Points After Touchdown vs. Washington, Game		
8	David Akers, PHI	11/15/10
7	Adam Vinatieri, IND	11/30/14
7	Stephen Gostkowski, NE	10/28/07
7	Pat Summerall, NYG	10/5/61
7	Bobby Joe Conrad, ARI	9/27/59
7	Ray McLean, CHI	10/26/47

Field Goals vs. Washington, Career		
45	Lou Groza	1950-67

Field Goals vs. Washington, Game		
6	Dan Bailey, DAL	9/26/11

Field Goals Attempted vs. Washington, Game		
6	Dan Bailey, DAL	9/26/11
6	Jay Feely, NYG	10/30/05
6	Ali Haji-Sheikh, NYG	12/17/83

Longest Field Goal vs. Washington		
58	Nick Lowery, KC	9/18/83

RUSHING

Most Yards Gained vs. Washington, Career		
2,440	Emmitt Smith	1990-2002

Most Yards Gained vs. Washington, Game		
234	Tiki Barber, NYG	12/30/06
234	Bobby Mitchell, CLE	11/15/59

Most Rushing Attempts		
40	Errict Rhett, TB	12/4/94

Most Rushing Touchdowns vs. Washington, Game		
3	Multiple players	Last: Matt Asiata, MIN 11/2/14

RECORD BOOK
INDIVIDUAL

PASSING

Most Passing Yards Gained vs. Washington, Career		
6,692	Eli Manning, NYG	2004-18

Most Passing Attempts vs. Washington, Game		
62	Tony Romo, DAL	11/22/12

Most Completions vs. Washington, Career		
560	Eli Manning, NYG	2004-18

Most Completions vs. Washington, Game		
38	Matt Schaub, HOU	9/19/10

Most Passing Touchdowns vs. Washington, Career		
38	Charlie Conerly	1948-61

Most Passing Touchdowns vs. Washington, Game		
7*	Y.A. Tittle, NYG	10/28/62
7*	Adrian Burk, PHI	10/17/54

Most Interceptions Thrown vs. Washington, Career		
43	Jim Hart	1967-82

Most Interceptions Thrown vs. Washington, Game		
6	Ed Luther, LAC	10/31/83

Longest Pass Completion vs. Washington		
99	Jim Plunkett [to Branch], OAK	10/2/83

RECEIVING

Most Receiving Yards Gained vs. Washington, Career		
1,495	Jason Witten, DAL	2003-17, 2019

Most Receiving Yards Gained vs. Washington, Game		
269	Del Shofner, NYG [11 rec.]	10/28/62

Most Receptions vs. Washington, Career		
137	Jason Witten, DAL	2003-17, 2019

Most Receptions vs. Washington, Game		
15	Zach Ertz, PHI	12/20/14
15	Danny Amendola, LAR	9/16/12

Most Receiving Touchdowns vs. Washington, Career		
15	Pete Pihos	1947-55

Most Receiving Touchdowns vs. Washington, Game		
4	Terrell Owens, DAL	11/18/07
4	Bob Shaw, LAR	12/11/49

Longest Reception		
99t	Cliff Branch OAK	10/2/83

INTERCEPTIONS

Most Interceptions vs. Washington, Career		
9	Terence Newman	2003-12
9	Everson Walls	1981-91
9	Bill Bradley	1969-77
9	Mel Renfro	1964-77

Most Interceptions vs. Washington, Game		
4	Jerry Norton, ARI	11/20/60
4	Jack Butler, PIT	12/13/53

Most Interception Yards Gained vs. Washington, Career		
157	Aeneas Williams	1991-2000

Most Interception Yards Gained vs. Washington, Game		
121	Mike Gaechter, DAL	11/3/63

Most Interception Return Touchdowns vs. Washington, Career		
3	Larry Cole	1968-80

Most Interception Return Touchdowns vs. Washington, Game		
2	Robert Massey, ARI	10/4/92

Longest Interception Return vs. Washington		
101t	Justin Reid, HOU	11/18/18
96	Dennis Thurman, DAL	9/6/81

KICKOFF RETURNS

Most Kickoff Returns vs. Washington, Career		
36	Vai Sikahema	1986-93

Most Kickoff Returns vs. Washington, Game		
8	Maurice Hicks, SF	1986-93
8	Erric Pegram, ATL	11/10/91
8	Harlan Huckleby, GB	10/17/83

Most Kickoff Return Yards Gained vs. Washington, Career		
795	Vai Sikahema	1986-93

Most Kickoff Return Yards Gained vs. Washington, Game		
222	Allen Rossum, PHI	11/14/99

Longest Kickoff Return, Touchdown vs. Washington		
105t	Ollie Matson, ARI	10/14/56

PUNT RETURNS

Most Punt Returns vs. Washington, Career		
29	Kelvin Martin	1987-96

Most Punt Returns vs. Washington, Game		
8	Dedric Ward, DAL	9/27/04
8	Stump MItchell, ARI	1/2/83
8	Leon Bright, NYG	9/13/81

Most Punt Return Yards Gained vs. Washington, Career		
336	Vai Sikahema	1986-93

Most Punt Return Yards Gained vs. Washington, Game		
177	Dexter McCluster, KC	12/8/13

Longest Punt Return vs. Washington		
98t	Charlie West, MIN	11/3/68

FUMBLE RETURNS

Longest Return vs. Washington		
103t	Aeneas Williams, ARI	11/5/00

TOP 10
CAREER

GAMES PLAYED

PLAYER	YEARS	GAMES
1. Darrell Green	1983-02	295
2. Monte Coleman	1979-94	215
3. Art Monk	1980-93	205
4. Dave Butz	1975-88	203
5. Len Hauss	1964-77	196
6. Don Warren	1979-92	193
7. Chris Hanburger	1965-78	187
8. Jeff Bostic	1980-93	184
9. Mark Moseley	1974-86	182
10. Mike Bragg	1968-79	172

TOTAL TOUCHDOWNS

PLAYER	YEARS	TD
1. Charley Taylor	1964-77	90
2. John Riggins	1976-85	85
3. Art Monk	1980-93	65
4. Jerry Smith	1965-77	60
5t. Gary Clark	1985-92	58
5t. Hugh Taylor	1947-54	58
7. Larry Brown	1969-76	55
8. Bobby Mitchell	1962-68	53
9. Clinton Portis	2004-10	49
10t. Stephen Davis	1996-02	48
10t. Santana Moss	2005-14	48

RUSHING ATTEMPTS

PLAYER	YEARS	ATT.
1. John Riggins	1976-85	1,988
2. Clinton Portis	2004-10	1,667
3. Larry Brown	1969-76	1,530
4. Stephen Davis	1996-2002	1,383
5. Alfred Morris	2012-15	1,078
6. Terry Allen	1995-98	1,043
7. Earnest Byner	1989-93	990
8. Mike Thomas	1975-78	878
9. Cliff Battles	1932-37	839
10. Ladell Betts	2002-09	776

RUSHING TOUCHDOWNS

PLAYER	YEARS	TD
1. John Riggins	1976-85	79
2. Clinton Portis	2004-10	46
3. Stephen Davis	1996-2002	45
4. Terry Allen	1995-98	37
5. Larry Brown	1969-76	35
6. George Rogers	1985-87	31
7. Alfred Morris	2012-15	29
8. Earnest Byner	1989-93	25
9. Cliff Battles	1932-37	23
10. Don Bosseler	1957-64	22

PASSING YARDS

PLAYER	YEARS	YDS.	ATT.	COMP.	PCT.
1. Joe Theismann	1974-85	25,206	3,602	2,044	56.7
2. Sonny Jurgensen	1964-74	22,585	3,155	1,831	58.0
3. Sammy Baugh	1937-52	21,886	2,995	1,693	56.5
4. Kirk Cousins	2012-17	16,206	2,096	1,372	65.5
5. Mark Rypien	1988-93	15,928	2,207	1,244	56.4
6. Billy Kilmer	1971-78	12,352	1,791	953	53.2
7. Jason Campbell	2006-09	10,860	1,637	1,002	61.2
8. Gus Frerotte	1994-98	9,769	1,422	744	52.3
9. Norm Snead	1961-63	8,306	1,092	531	48.6
10. Robert Griffin III	2012-14	9,097	1,063	679	63.9

TOP 10
CAREER

PASS ATTEMPTS

PLAYER	YEARS	ATT.
1. Joe Theismann	1974-85	3,602
2. Sonny Jurgensen	1964-74	3,155
3. Sammy Baugh	1937-52	2,995
4. Mark Rypien	1988-93	2,207
5. Kirk Cousins	2012-17	2,096
6. Billy Kilmer	1971-78	1,791
7. Jason Campbell	2006-09	1,637
8. Gus Frerotte	1994-98	1,422
9. Eddie LeBaron	1952-59	1,104
10. Norm Snead	1961-63	1,092

PASS COMPLETIONS

PLAYER	YEARS	COMP.
1. Joe Theismann	1974-85	2,044
2. Sonny Jurgensen	1964-74	1,831
3. Sammy Baugh	1937-52	1,693
4. Kirk Cousins	2012-17	1,372
5. Mark Rypien	1988-93	1,244
6. Jason Campbell	2006-09	1,002
7. Billy Kilmer	1971-78	953
8. Gus Frerotte	1994-98	744
9. Robert Griffin III	2012-14	679
10. Brad Johnson	1999-2000	544

PASSING TOUCHDOWNS

PLAYER	YEARS	TD
1. Sammy Baugh	1937-52	187
2. Sonny Jurgensen	1964-74	179
3. Joe Theismann	1974-85	160
4. Billy Kilmer	1971-78	103
5. Mark Rypien	1988-93	101
6. Kirk Cousins	2012-17	99
7. Eddie LeBaron	1952-59	59
8. Jason Campbell	2006-09	55
9. Gus Frerotte	1994-98	48
10. Norm Snead	1961-63	46

RECEIVING YARDS

PLAYER	YEARS	YDS.
1. Art Monk	1980-93	12,026
2. Charley Taylor	1964-77	9,110
3. Gary Clark	1985-92	8,742
4. Santana Moss	2005-14	7,867
5. Bobby Mitchell	1962-68	6,492
6. Ricky Sanders	1986-93	5,854
7. Jerry Smith	1965-77	5,496
8. Hugh Taylor	1947-54	5,233
9. Chris Cooley	2004-12	4,711
10. Pierre Garçon	2012-16	4,549

RECEPTIONS

PLAYER	YEARS	REC.	YDS.	AVG.	LG.	TD
1. Art Monk	1980-93	888	12,026	13.5	79t	65
2. Charley Taylor	1964-77	649	9,110	14.0	88t	79
3. Santana Moss	2005-14	581	7,867	13.5	78t	47
4. Gary Clark	1985-92	549	8,742	15.9	84t	58
5. Chris Cooley	2004-12	429	4,711	11.0	66t	33
6. Jerry Smith	1965-77	421	5,496	13.1	56	60
7. Ricky Sanders	1986-93	414	5,854	14.1	71	36
8. Bobby Mitchell	1962-68	393	6,492	16.5	99t	49
9. Pierre Garçon	2012-16	376	4,549	12.1	88t	21
10. Jordan Reed	2013-18	329	3,371	10.2	38	24

TOP 10
CAREER

RECEIVING TOUCHDOWNS

PLAYER	YEARS	TD
1. Charley Taylor	1964-77	79
2. Art Monk	1980-93	65
3. Jerry Smith	1965-77	60
4t. Gary Clark	1985-92	58
4t. Hugh Taylor	1947-54	58
6. Bobby Mitchell	1962-68	49
7. Santana Moss	2005-14	47
8. Ricky Sanders	1986-93	36
9. Chris Cooley	2004-12	33
10t. Michael Westbrook	1995-01	24
10t. Jordan Reed	2013-18	24

SACKS (SINCE 1982)

PLAYER	YEARS	SACKS
1. Ryan Kerrigan	2011-20	95.5
2. Dexter Manley	1981-89	*91.0
3. Charles Mann	1983-93	82.0
4. Monte Coleman	1979-94	*43.5
5. Ken Harvey	1994-98	41.5
6. Brian Orakpo	2009-14	40.0
7. Dave Butz	1975-88	*35.5
8. Andre Carter	2006-10	34.0
9. Bruce Smith	2000-03	29.0
10. Darryl Grant	1981-90	*27.0

***Incomplete Data [stat was not official until 1982]**

INTERCEPTIONS

PLAYER	YEARS	REC.	YDS.	AVG.	LG.	TD
1. Darrell Green	1983-02	54	621	11.5	*83t	6
2. Brig Owens	1966-77	36	686	19.1	*60T	3
3. Sammy Baugh	1937-52	*31	*491	*15.8	*74	0
4. Mike Bass	1969-75	30	478	15.9	68t	3
5. Joe Lavender	1976-82	*29	*338	*11.7	*51t	1
6. Paul Krause	1964-67	28	333	11.9	43	1
7t. Pat Fischer	1968-77	27	412	15.3	*67	1
7t. Mark Murphy	1977-84	27	282	10.4	*48	0
9. Ken Houston	1973-80	24	248	10.3	*37	0
10. DeAngelo Hall	2008-13	23	369	16.0	92t	3

FIELD GOAL PCT. (MIN. 50 ATTEMPTS)

PLAYER	YEARS	PCT.
1. Kai Forbath	2012-15	87.0 [60-69]
2. Dustin Hopkins	2015-20	83.9 [151-180]
3. Shaun Suisham	2006-09	80.2 [81-101]
4. John Hall	2003-06	78.3 [54-69]
5. Brett Conway	1998-02	75.4 [52-69]
6. Graham Gano	2009-11	73.8 [36-59]
7. Scott Blanton	1996-98	73.3 [44-60]
8. Chip Lohmiller	1988-94	71.4 [175-245]
9. Mark Moseley	1974-86	66.2 [263-397]
10. Curt Knight	1969-73	57.7 [101-175]

TOP 10
CAREER

FIELD GOALS MADE

PLAYER	YEARS	FG
1. Mark Moseley	1974-86	263
2. Chip Lohmiller	1988-94	175
3. Dustin Hopkins	2015-20	151
4. Curt Knight	1969-73	101
5. Shaun Suisham	2006-09	81
6. Kai Forbath	2012-15	60
7. Graham Gano	2009-11	59
8t. Sam Baker	1953-59	54
8t. John Hall	2003-06	54
10. Brett Conway	1998-02	52

PUNTING AVERAGE (MIN. 50 ATTEMPTS)

PLAYER	YEARS	AVG
1. Tress Way	2014-20	46.8
2. Sammy Baugh	1937-52	45.1
3. Reggie Roby	1993-94	44.3
4. Tom Tupa	2004	44.1
5. Matt Turk	1995-99	43.8
6. Sam Baker	1953-59	43.4
7. Sav Rocca	2011-13	42.9
8t. Steve Cox	1985-88	42.0
8t. Eagle Day	1950-60	42.0
8t. Pat Richter	1963-70	42.0

PUNTING YARDS

PLAYER	YEARS	YDS.
1. Mike Bragg	1968-79	35,746
2. Tress Way	2014-20	23,890
3. Matt Turk	1995-99	16,981
4. Sammy Baugh	1937-52	15,245
5. Pat Richter	1963-70	14,183
6. Sam Baker	1953-59	9,673
7. Derrick Frost	2005-07	9,617
8. Sav Rocca	2011-13	9,352
9. Bryan Barker	2001-03	9,048
10. Steve Cox	1985-88	8,238

PUNTS

PLAYER	YEARS	PUNTS
1. Mike Bragg	1968-79	896
2. Tress Way	2014-20	510
3. Matt Turk	1995-99	388
4t. Sammy Baugh	1937-52	338
4t. Pat Richter	1963-70	338
6. Derrick Frost	2005-07	232
7. Sam Baker	1953-59	223
8. Bryan Barker	2001-03	222
9. Sav Rocca	2011-13	218
10. Jeff Hayes	1982-85	211

PUNT RETURN YARDS

PLAYER	YEARS	YDS.	PR	AVG.	LG.	TD
1. Brian Mitchell	1990-99	3,476	317	11.0	84t	7
2. Mike Nelms	1980-84	1,948	212	9.2	75t	2
3. Eddie Brown	1975-77	1,150	111	10.4	*71t	1
4. Rickie Harris	1965-70	1,005	119	8.4	86t	3
5. Brandon Banks	2010-12	937	100	9.4	55	0
6. Antwaan Randle El	2006-09	907	129	7.0	87t	1
7. Dick James	1956-63	794	98	8.1	39	0
8. Jamison Crowder	2015-18	677	86	7.9	85t	1
9. Eddie Saenz	1946-51	643	59	10.9	*32	0
10. Andy Farkas	1938-44	*630	*52	*12.1	*59	1

TOP 10
CAREER/SINGLE SEASON

KICKOFF RETURN YARDS

PLAYER	YEARS	YDS.	KR	AVG.	LG.	TD
1. Brian Mitchell	1990-99	9,586	421	22.8	101t	2
2. Rock Cartwright	2002-09	5,332	222	24.4	100t	1
3. Mike Nelms	1980-84	4,128	175	23.6	84	0
4. Dick James	1956-63	3,949	155	25.5	72	0
5. Brandon Banks	2010-12	2,856	119	24.0	96t	1
6. Rickie Harris	1965-70	2,326	102	22.8	54	0
7. Eddie Saenz	1946-51	2,191	93	23.6	94t	2
8. Ladell Betts	2002-09	2,062	86	24.0	94t	1
9. James Thrash	1997-00, 2004-09	1,903	85	22.5	95t	1
10. Larry Jones	1974-77	1,816	73	24.9	102t	1

SCORING

PLAYER	YEAR	PTS.	TD	PAT	FGM	2PT
1. Mark Moseley	1983	161	0	62	33	0
2. Chip Lohmiller	1981	149	0	56	31	0
3. John Riggins	1983	144	24	0	0	0
4. Dustin Hopkins	2016	138	0	36	34	0
5. Chip Lohmiller	1990	131	131	0	41	0
6. Chip Lohmiller	1989	128	0	41	29	0
7. Terry Allen	1996	126	21	0	0	0
8t. Chip Lohmiller	1992	120	0	30	30	0
8t. Mark Moseley	1984	120	0	48	24	0
9t. Graham Gano	2011	118	0	25	31	0
9t. Scott Blanton [R]	1996	118	0	40	26	0

TOTAL TOUCHDOWNS

PLAYER	YEAR	TD
1. John Riggins	1983	24
2. Terry Allen	1996	21
3. George Rogers	1986	18
4. Stephen Davis	1999	18
5. Charley Taylor	1966	15
6t. Larry Brown	1973	14
6t. John Riggins	1984	14
8t. John Riggins	1981	13
8t. Alfred Morris	2012	13
10t.	Seven players tied	12

RUSHING YARDS

PLAYER	YEAR	YDS.	ATT.	AVG.	LG.	TD
1. Alfred Morris	2012	1,613	335	4.8	39t	13
2. Clinton Portis	2005	1,516	352	4.3	47t	11
3. Clinton Portis	2008	1,487	342	4.3	31	9
4. Stephen Davis	2001	1,432	356	4.0	32	5
5. Stephen Davis	1999	1,405	290	4.8	76t	17
6. Terry Allen	1996	1,353	347	3.9	49t	21
7. John Riggins	1983	1,347	375	3.6	44	24
8. Stephen Davis	2000	1,318	332	4.0	50t	11
9. Clinton Portis	2004	1,315	343	3.8	64t	5
10. Terry Allen	1995	1,309	338	3.9	28	10

RUSHING ATTEMPTS

PLAYER	YEAR	ATT.
1. John Riggins	1983	375
2. Stephen Davis	2001	356
3. Clinton Portis	2005	352
4. Terry Allen	1996	347
5. Clinton Portis	2004	343
6. Clinton Portis	2008	342
7. Terry Allen	1995	338
8. Alfred Morris [R]	2012	335
9. Stephen Davis	2000	332
10. John Riggins	1984	327

TOP 10
SINGLE SEASON

RUSHING TOUCHDOWNS

PLAYER	YEAR	TD
1. John Riggins	1983	24
2. Terry Allen	1996	21
3. George Rogers	1986	18
4. Stephen Davis	1999	17
5. John Riggins	1984	14
6t. John Riggins	1981	13
6t. Alfred Morris	2012	13
8t. Antonio Gibson	2020	11
8t. Stephen Davis	2000	11
8t. Clinton Portis	2005	11
8t. Clinton Portis	2007	11
8t. Gerald Riggs	1991	11

PASSING YARDS

PLAYER	YEAR	YDS.	ATT.	COMP.	TD	INT
1. Kirk Cousins	2016	4,917	606	406	25	12
2. Kirk Cousins	2015	4,166	543	379	29	11
3. Jay Schroeder	1986	4,109	541	276	22	22
4. Kirk Cousins	2017	4,093	540	347	27	13
5. Brad Johnson	1999	4,005	519	316	24	13
6. Mark Rypien	1989	3,768	476	280	22	13
7. Sonny Jurgensen	1967	3,747	508	288	31	16
8. Joe Theismann	1983	3,714	459	276	29	11
9. Jason Campbell	2009	3,618	507	327	20	15
10. Joe Theismann	1981	3,568	496	293	19	20

PASS ATTEMPTS

PLAYER	YEAR	ATT.
1. Kirk Cousins	2016	606
2. Kirk Cousins	2015	543
3. Jay Schroeder	1986	541
4. Kirk Cousins	2017	540
5. Brad Johnson	1999	519
6. Trent Green	1998	509
7. Sonny Jurgensen	1967	508
8. Jason Campbell	2009	507
9. Jason Campbell	2008	506
10. Joe Theismann	1981	496

PASS COMPLETIONS

PLAYER	YEAR	COMP.
1. Kirk Cousins	2016	406
2. Kirk Cousins	2015	379
3. Kirk Cousins	2017	347
4. Jason Campbell	2009	327
5. Brad Johnson	1999	316
6. Jason Campbell	2008	315
7. Joe Theismann	1981	293
8. Sonny Jurgensen	1967	288
9. Joe Theismann	1984	283
10. Mark Rypien	1989	280

PASSING TOUCHDOWNS

PLAYER	YEAR	TD
1. Sonny Jurgensen	1967	31
2t. Kirk Cousins	2015	29
2t. Joe Theismann	1983	29
4t. Sonny Jurgensen	1966	28
4t. Mark Rypien	1991	28
6. Kirk Cousins	2018	27
7t. Sammy Baugh	1947	25
7t. Kirk Cousins	2016	25
9t. Brad Johnson	1999	24
9t. Sonny Jurgensen	1964	24
9t. Joe Theismann	1984	24

PASSER RATING

PLAYER	YEAR	RATING
1. Sammy Baugh	1945	109.9
2. Robert Griffin III	2012	102.4
3. Kirk Cousins	2015	101.6
4. Mark Rypien	1991	97.9
5. Kirk Cousins	2016	97.2
6. Joe Theismann	1983	97.0
7. Kirk Cousins	2017	93.9
8. Sammy Baugh	1947	92.0
9. Sonny Jurgensen	1970	91.5

TOP 10
SINGLE SEASON

10. Joe Theismann	1982	91.3

RECEIVING YARDS

PLAYER	YEAR	YDS.
1. Santana Moss	2005	1,483
2. Bobby Mitchell	1963	1,436
3. Henry Ellard	1994	1,397
4. Bobby Mitchell	1962	1,384
5. Art Monk	1984	1,372
6. Pierre Garçon	2013	1,346
7. Gary Clark	1991	1,340
8. Gary Clark	1986	1,265
9. Gary Clark	1989	1,229
10. Art Monk	1985	1,226

RECEPTIONS

PLAYER	YEAR	REC.
1. Pierre Garçon	2013	113
2. Art Monk	1984	106
3. Santana Moss	2010	93
4. Art Monk	1985	91
5. Laveranues Coles	2004	90
6t. Terry McLaurin	2020	87
6t. Jordan Reed	2015	87
8. Art Monk	1989	86
9. Santana Moss	2005	84
10. Chris Cooley	2008	83

RECEIVING TOUCHDOWNS

PLAYER	YEAR	TD
1t. Ricky Sanders	1988	12
1t. Jerry Smith	1967	12
1t. Charley Taylor	1966	12
1t. Hugh Taylor	1952	12
5t. Jordan Reed	2015	11
5t. Bobby Mitchell	1962	11
7t. Gary Clark	1991	10
7t. Bobby Mitchell	1964	10
9t. Gary Clark	1989	9
9t. Bobby Mitchell	1966	9
9t. Santana Moss	2005	9
9t. Pat Richter	1968	9
9t. Jerry Smith	1969	9
9t. Jerry Smith	1970	9
9t. Charley Taylor	1967	9
9t. Hugh Taylor	1949	9
9t. Hugh Taylor	1950	9
9t. Michael Westbrook	1999	9

SACKS

PLAYER	YEAR	SACKS
1. Dexter Manley	1986	18.5
2. Dexter Manley	1985	15.0
3. Charles Mann	1985	14.5
4t. Ryan Kerrigan	2014	13.5
4t. Ken Harvey	1994	13.5
4t. Dexter Manley	1984	13.5
7t. Ryan Kerrigan	2018	13.0
7t. Ryan Kerrigan	2017	13.0
9. Marco Coleman	2000	12.5
10t. Dave Butz	1983	11.5
10t. Charles Mann	1991	11.5
12t. Ryan Kerrigan	2016	11.0
12t. Andre Carter	2009	11.0
12t. Brian Orakpo [R]	2009	11.0
12t. Lavar Arrington	2002	11.0
12. Dexter Manley	1983	11.0
12t. Rich Owens	1996	11.0

INTERCEPTIONS

PLAYER	YEAR	INT.
1. Dan Sandifer [R]	1948	13
2. Paul Krause [R]	1964	12
3. Sammy Baugh	1943	11
4. Don Doll	1953	10
5t. Dick Alban	1954	9
5t. Mark Murphy	1983	9
5t. Lemar Parrish	1979	9
5t. Barry Wilburn	1987	9
9t. Mike Bass	1971	8
9t. Norb Hecker	1956	8

TOP 10
SINGLE SEASON

9t. Paul Krause	1967	8
9t. Joe Lavender	1976	8
9t. Brig Owens	1968	8

FIELD GOAL PCT (MIN. 1FG/G)

PLAYER	YEAR	PCT.
1. Mark Moseley	1982	95.2 [20-21]
2. Kai Forbath	2012	94.4 [17-18]
3. Dustin Hopkins	2018	89.7 [26-29]
4. Dustin Hopkins	2015	89.3 [25-28]
5. Kai Forbath	2014	88.9 [24-27]
6. Shaun Suisham	2009	85.7 [18-21]
7. Shaun Suisham	2007	82.9 [29-35]
8. Dustin Hopkins	2017	82.4 [14-17]
9. Kai Forbath	2013	81.8 [18-22]
10. Scott Blanton [R]	1996	81.3 [26-32]

FIELD GOALS MADE

PLAYER	YEAR	FG.
1. Dustin Hopkins	2016	34
2. Mark Moseley	1983	33
3t. Graham Gano	2011	31
3t. Chip Lohmiller	1991	31
5t. Chip Lohmiller	1990	30
5t. Chip Lohmiller	1992	30
7t. Curt Knight	1971	29
7t. Chip Lohmiller	1989	29
7t. Shaun Suisham	2007	29
10t. Dustin Hopkins	2020	27
10t. Eddie Murray	1995	27

PUNTING AVERAGE

PLAYER	YEAR	AVG.
1. Sammy Baugh	1940	51.4
2. Tress Way	2019	49.2
3. Sammy Baugh	1941	48.7
4. Sammy Baugh	1942	48.2
5. Tress Way	2020	48.0
6. Tress Way	2014	47.5
7. Tress Way	2015	46.1
8. Sammy Baugh	1943	45.9
9. Tress Way	2017	45.7
10. Sam Baker	1959	45.5

NET PUNTING AVERAGE (SINCE 1976)

PLAYER	YEAR	AVG.
1. Tress Way	2020	44.3
2. Tress Way	2019	44.1
3. Tress Way	2018	41.5
4. Tress Way	2014	40.0
5. Tress Way	2015	39.8
6t. Matt Turk	1997	39.2
6t. Matt Turk	1996	39.2
8t. Tress Way	2017	39.0
8t. Sav Rocca	2011	39.0
8t. Matt Turk	1998	39.0

PUNTING YARDS

PLAYER	YEAR	YDS.
1. Tom Tupa	2004	4,544
2. Matt Turk	1998	4,103
3. Mike Bragg	1978	4,056
4. Tress Way	2017	3,794
5. Matt Turk	1997	3,788
6. Pat Richter	1964	3,749
7. Bryan Barker	2001	3,747
8. Tress Way	2014	3,659
9. Reggie Roby	1994	3,639
10. Tress Way	2018	3,581

PUNTS

PLAYER	YEAR	PUNTS
1t. Mike Bragg	1978	103
1t. Tom Tupa	2004	103
3. Matt Turk	1998	93
4t. Mike Bragg	1977	91
4t. Pat Richter	1964	91
6t. Bryan Barker	2001	90
6t. Mike Bragg	1976	90
8. Mike Connell	1980	85

TOP 10
SINGLE SEASON

9t. Bryan Barker	2003	84
9t. Sav Rocca	2013	84
9t. Matt Turk	1997	84

KICKOFF RETURN AVERAGE

PLAYER	YEAR	AVG.	ATT.	YDS.	LG.	TD
1. Mike Nelms	1981	29.7	37	1,099	84	0
2. Dick James	1961	29.4	21	617	48	0
3. Larry Jones [R]	1974	29.2	23	672	102t	1
4. Herb Mul-Key	1973	28.1	36	1,011	97t	1
5. Joe Scudero	1955	28.0	25	699	94t	1
6. Dick James	1963	27.8	32	889	72	0
7. Dick James	1963	27.7	30	830	48	0
8. Eddie Saenz	1947	27.5	29	797	94t	2
9. Speedy Duncan	1971	26.8	27	724	48	0
10. Dale Atkeson [R]	1954	26.0	24	623	99t	1

KICKOFF RETURN YARDS

PLAYER	YEAR	YARDS
1. Rock Cartwright	2006	1,541
2. Brian Mitchell	1994	1,478
3. Brian Mitchell	1995	1,408
4. Rock Cartwright	2007	1,339
5. Brian Mitchell	1998	1,337
6. Rock Cartwright	2008	1,307
7. Brian Mitchell	1996	1,258
8. Brandon Banks	2011	1,174
9. Brandon Banks [R]	2010	1,155
10. Michael Bates	2001	1,150

PUNTING RETURN AVERAGE

PLAYER	YEAR	ATT.	YDS.	AVG.	LG.	TD
1. Johnny Williams [R]	1952	24	366	15.3	74t	2
2. Brian Mitchell	1994	32	452	14.1	78t	2
3. Eddie Brown	1976	48	646	13.5	71t	1
4. Brian Mitchell	1995	25	315	12.6	59t	1
5. Eddie Saenz	1947	24	308	12.8	30	0
6. Brian Mitchell	1995	25	315	12.6	59t	1
7. Eric Metcalf	2001	33	412	12.5	89t	1
8. Rickie Harris [R]	1965	31	377	12.2	57t	1
9. Jamison Crowder	2016	27	328	12.1	85t	1
10. Steve Bagarus [R]	1945	21	251	12.0	28	0

PUNTING RETURN AVERAGE

PLAYER	YEAR	YARDS
1. Eddie Brown	1976	646
2. Brian Mitchell	1991	600
3. Brian Mitchell	1998	506
4. Mike Nelms	1981	492
5. Mike Nelms	1980	487
6t. Eddie Brown	1977	452
6t. Brian Mitchell	1994	452
8. Tony Green [R]	1978	443
9. Brian Mitchell	1997	442
10. Brandon Banks [R]	2010	431