



# **GAME RELEASE**



**vs.**



**PRESEASON WEEK 1 | SUN. AUG. 10 | 1:05 PM PT**

# GAME RELEASE

213.719.6600 | Chargers.com | @Chargers

Josh.Rupprecht@Chargers.NFL.com | Jennifer.Rojas@Chargers.NFL.com

Lauren.Georgeson@Chargers.NFL.com | Brock.Anderson@Chargers.NFL.com

Leonie.Strehl@Chargers.NFL.com | Ricky.Martinez@Chargers.NFL.com



## BOLTS HOST SAINTS IN PRESEASON

The Los Angeles Chargers host the New Orleans Saints at SoFi Stadium for the first week of the preseason, with kickoff slated for 1:05 p.m. PT. Noah Eagle, Dan Fouts and Jaime Maggio have the call on CBS LA, while Matt "Money" Smith, Daniel Jeremiah and Shannon Farren will broadcast on the Chargers Radio Network airwaves on KFI AM-640. Adrian Garcia-Marquez and Francisco Pinto will present the game in Spanish, simulcast on Estrella TV and on Que Buena FM 105.5/94.3.

The Chargers enter the second season with Head Coach **Jim Harbaugh**, who continued his winning track record with the team in 2024, leading the Bolts to an 11-6 record and a postseason berth. Quarterback **Justin Herbert** turned in the most efficient season of his career, setting career bests in passer rating (101.7) and interceptions thrown (three). Herbert had a stretch of 357 pass attempts without an interception, the fifth-longest streak in NFL history. In the passing game, wide receiver **Quentin Johnston** led the team with eight touchdowns, while wide receiver **Ladd McConkey** set franchise rookie records with team highs in receptions (82) and receiving yards (1,149). Safety **Derwin James Jr.**, outside linebacker **Khalil Mack** and tackle **Rashawn Slater** each return to the team after representing the Bolts in the 2025 Pro Bowl Games.

New Orleans is led by Kellen Moore as head coach, his first season at the helm for an NFL team. Offensively, the unit features Alvin Kamara at running back, who is among football's most versatile weapons. The passing game is led by wide receivers Chris Olave and Brandin Cooks along with tight end Juwan Johnson. Defensively, the Saints have a pair of disruptive pass rushers in defensive ends Cameron Jordan and Chase Young.

The Chargers play the Los Angeles Rams at SoFi Stadium on Sat., Aug. 16. The preseason slate wraps on Sat., Aug. 16 in San Francisco against the 49ers.

## BY THE NUMBERS

**42** The 2025 Los Angeles roster features 42 new acquisitions, including nine draft selections, 15 free agents, 17 undrafted free agents and an international player.

**17.7** Los Angeles looks to build on last year's defensive success, which saw the unit lead the NFL in scoring defense by allowing just 17.7 points per game.

**25K** QB Justin Herbert needs 3,907 passing yards to reach 25,000 for his career. He has the potential to be the youngest player ever to eclipse that number.

**5** By playing Week 1 in Brazil against the Chiefs, the Chargers will be the first franchise to play on five different continents.

## ON THE CALL

**TELEVISION: CBS LA**  
**Play-by-play:** Noah Eagle  
**Analyst:** Dan Fouts  
**Sideline:** Jaime Maggio

**CHARGERS RADIO: KFI AM-640**  
**Play-by-play:** Matt "Money" Smith  
**Analyst:** Daniel Jeremiah  
**Sideline:** Shannon Farren

**NATIONAL RADIO: SPORTS USA**  
**Play-by-play:** John Ahlers  
**Analyst:** Brian Walters

**SPANISH RADIO: QUE BUENA**  
**LOS ANGELES (FM-105.5/94.3)**  
**Play-by-play:** Adrian Garcia-Marquez  
**Analyst:** Francisco Pinto

**CHARGERS MOBILE APP:** Official team news, full game stats and live press conferences are available on the Chargers mobile app. For more details, visit [Chargers.com/app](https://Chargers.com/app).

## 2025 CHARGERS SCHEDULE

### PRESEASON (1-0)

Wk	Date	Opponent	TV	Time*/Res.
HOF	Thurs., July 31	Detroit	NBC	W, 34-7
1	Sun., Aug. 10	NEW ORLEANS	CBS LA	1:05 p.m.
2	Sat., Aug. 16	at L.A. Rams	CBS LA	4:00 p.m.
3	Sat., Aug. 23	at San Francisco	CBS LA	5:30 p.m.

### REGULAR SEASON (0-0)

Wk	Date	Opponent	TV	Time*/Res.
1	Fri., Sept. 5	KANSAS CITY <sup>^</sup>	YOUTUBE	5:00 p.m.
2	Mon., Sept. 15	at Las Vegas	ESPN	7:00 p.m.
3	Sun., Sept. 21	DENVER	CBS	1:05 p.m.
4	Sun., Sept. 28	at N.Y. Giants	CBS	10:00 a.m.
5	Sun., Oct. 5	WASHINGTON	FOX	1:25 p.m.
6	Sun., Oct. 12	at Miami	CBS	10:00 a.m.
7	Sun., Oct. 19	INDIANAPOLIS	CBS	1:05 p.m.
8	Thurs., Oct. 23	MINNESOTA	PRIME	5:15 p.m.
9	Sun., Nov. 2	at Tennessee	CBS	10:00 a.m.
10	Sun., Nov. 9	PITTSBURGH	NBC	5:20 p.m.
11	Sun., Nov. 16	at Jacksonville	CBS	10:00 a.m.
12	—	BYE	—	—
13	Sun., Nov. 30	LAS VEGAS	CBS	1:25 p.m.
14	Mon., Dec. 8	PHILADELPHIA	ESPN/ABC	5:15 p.m.
15	Sun., Dec. 14	at Kansas City	CBS	10:00 a.m.
16	Sun., Dec. 21	at Dallas	FOX	10:00 a.m.
17	TBD	HOUSTON	TBD	TBD
18	TBD	at Denver	TBD	TBD

<sup>\*</sup>All Times Pacific

<sup>^</sup>Game played at Corinthians Arena in São Paulo, Brazil

HOME GAMES IN CAPS

## 2024 AFC WEST STANDINGS

Team	W	L	T	Pct.	PF	PA
Kansas City	15	2	0	.882	385	326
<b>L.A. Chargers</b>	<b>11</b>	<b>6</b>	<b>0</b>	<b>.647</b>	<b>402</b>	<b>301</b>
Denver	10	7	0	.588	425	311
Las Vegas	4	13	0	.235	309	434

## RELEASE INDEX

Content	Page	Content	Page
The Matchup . . . . .	2	Tuli Tuipulotu Notes . . . . .	27
Connections . . . . .	4	Daiyan Henley Notes . . . . .	28
Joe Hortiz Notes . . . . .	5	Cameron Dicker Notes . . . . .	29
Jim Harbaugh Notes . . . . .	6	Other Player Notes . . . . .	31
Assistant Coaches . . . . .	7	2025 Preseason Stats . . . . .	32
Team Notes . . . . .	8	2024 Statistics . . . . .	34
Justin Herbert Notes . . . . .	11	2024 Game Summaries . . . . .	38
Ladd McConkey Notes . . . . .	20	Rosters & Transactions . . . . .	47
Derwin James Jr. Notes . . . . .	22	Media Information . . . . .	53
Khalil Mack Notes . . . . .	24		

# THE MATCHUP

## AT THE HELM



### JIM HARBAUGH

#### Chargers Head Coach

Overall Record: 60-29-1 (.680)  
 Reg. Season Record: 55-25-1 (.685)  
 Preseason Record: 12-8 (.600)  
 Preseason Record vs. NO: 0-1 (.000)  
 Preseason Home Record: 4-4 (.500)

Hometown: Toledo, Oh.  
 College: Michigan '87

The Los Angeles Chargers hired Jim Harbaugh as the 19th head coach in franchise history, returning the former Bolts quarterback from the 1999 and 2000 seasons to Southern California. Harbaugh posted a 144-52 record as a collegiate head coach and has a 60-29-1 record as an NFL head coach. As head coach, Harbaugh led the Michigan Wolverines to a National Championship, while previously coaching the San Francisco 49ers to three-straight NFC Championship Games, including an appearance in Super Bowl XLVII.

In five seasons as an NFL head coach, Harbaugh has coached 21 players to a combined 34 Pro Bowl appearances. Among coaches with at least 60 games coached, his .685 winning percentage in the regular season (55-25-1 record) is the eighth-best in NFL history. Harbaugh's teams have allowed just 17.5 points per game in those five seasons, the fifth-best mark for any NFL head coach with at least 75 games coached since the 1970 NFL-AFL Merger.

Harbaugh played quarterback at the University of Michigan, finishing his career as one of the most efficient passers in college football history. He posted a 21-3-1 record as a starter for the Wolverines, earning first-team All-American honors and finishing third in voting for the Heisman Trophy in 1986. Harbaugh paced the nation in 1985 in passing efficiency rating, while his career passing efficiency rating ranked as the best in NCAA history for more than 12 years following his time at Michigan.

A native of Toledo, Ohio, Harbaugh and his wife, Sarah, have two daughters — Addison and Katherine — and two sons — Jack and John. He also has three adult children — Jay, James Jr., and Grace. Harbaugh's son, Jay, is the special teams coordinator for the Seattle Seahawks. He is also the younger brother of Baltimore Ravens Head Coach John Harbaugh, and the two are sons of Jack and Jackie Harbaugh.



### KELLEN MOORE

#### Saints Head Coach

Overall Record: 0-0-0 (.000)  
 Reg. Season Record: 0-0-0 (.000)  
 Preseason Record: 0-0-0 (.000)  
 Preseason Record vs. LAC: 0-0-0 (.000)  
 Preseason Road Record: 0-0-0 (.000)

Hometown: Prosser, Wash.  
 College: Boise State — '12

The New Orleans Saints named Kellen Moore as the 19th head coach in franchise history on Feb. 11, 2025. Coming off a Super Bowl LIX victory over the Kansas City Chiefs, Moore joined the Saints after serving as the offensive coordinator for the Philadelphia Eagles' 2024 World Championship campaign.

Moore, a 13-year NFL veteran, played quarterback for six seasons (2012-17) and entered the coaching ranks in 2018, serving as an offensive coordinator for the past six campaigns.

In 2024, Moore was a key piece of a coaching staff that led the Eagles to a 14-3 record, which tied a franchise-mark for regular season victories, an NFC East Division title and the conference's number two playoff seed and culminating with a Super Bowl LIX championship at the Caesars Superdome. Ranked eighth overall in net yards per game (367.2) and seventh in points per game (27.2), Philadelphia rushed for a single-season club record 3,048 yards (sixth-best in NFL history) and finished second in the league in rushing yards per game (179.3). The 2024 Eagles were only the second team in NFL history to rush for 3,000-plus yards and at least 25 touchdowns (29). The Eagles passing attack also flourished under Moore's tutelage, setting a club record with a 103.4 passer rating, led by QB Jalen Hurts' career-high 103.7 ranked fifth-best in the league.

In 2023, Moore served as the Los Angeles Chargers offensive coordinator. He helped lead WR Keenan Allen to the Pro Bowl after finishing sixth in the NFL with 108 receptions for 1,243 yards and seven touchdowns. He also guided Justin Herbert to the sixth-best touchdown-interception ratio (2.9) and ninth-most passing touchdowns (20) in the NFL through Week 14 before sustaining a season-ending injury.

Moore and his wife, Julie, have two daughters, Halle and Madelyn, and two sons, Kyler and Beckham.

## 2024 REGULAR SEASON TEAM RANKINGS

11-6  
 2nd (AFC West)

5-12  
 4th (NFC South)

### OFFENSE (NFL RANK)

23.6 (11th) . . . . . Points Per Game . . . . . 19.9 (24th)  
 324.2 (20th) . . . . . Net Yds. Per Game . . . . . 320.1 (21st)  
 110.7 (17th) . . . . . Net Rushing Yds. Per Game . . . . . 114.9 (14th)  
 213.5 (19th) . . . . . Net Passing Yds. Per Game . . . . . 205.2 (23rd)  
 5.42 (15th) . . . . . Scrimmage Yds. Per Play . . . . . 5.27 (17th)  
 3/17 . . . . . Opp. Interceptions/Return Yds. . . . . 12/79  
 44/272 . . . . . Sacks Allowed/Yds. . . . . 37/242  
 20/6 . . . . . Fumbles/Lost . . . . . 16/7  
 40.27% (11th) . . . . . Third Down Pct. . . . . 35.19% (10th)  
 56.00% (18th) . . . . . Red Zone TD Pct. . . . . 58.14% (11th)  
 30:40 (11th) . . . . . Time of Possession Avg. . . . . 28:08 (29th)  
 9 (2nd) . . . . . Giveaways. . . . . 19 (T-11th)

### DEFENSE (NFL RANK)

17.7 (1st) . . . . . Points Per Game . . . . . 23.4 (19th)  
 324.4 (11th) . . . . . Net Yds. Per Game . . . . . 379.9 (30th)  
 117.5 (14th) . . . . . Net Rushing Yds. Per Game . . . . . 141.4 (31st)  
 206.9 (7th) . . . . . Net Passing Yds. Per Game . . . . . 238.5 (27th)  
 5.32 (13th) . . . . . Scrimmage Yds. Per Play . . . . . 5.77 (31st)  
 15/173 . . . . . Interceptions/ Return Yds. . . . . 17/169  
 46/245 . . . . . Sacks/Yds. . . . . 39/240  
 11/6 . . . . . Opp. Fumbles/Lost . . . . . 14/3  
 35.71% (5th) . . . . . Third Down Pct. . . . . 41.07% (21st)  
 45.00% (1st) . . . . . Red Zone TD Pct. . . . . 55.56% (15th)  
 21 (13th) . . . . . Takeaways. . . . . 17 (T-20th)

+12 (T-3rd) . . . . . TURNOVER MARGIN . . . . . -2 (T-16th)

### SPECIAL TEAMS (NFL RANK)

46.7 (20th) . . . . . Punts-Avg. Yds. (Gross) . . . . . 44.0 (31st)  
 41.9 (11th) . . . . . Punts-Avg. Yds. (Net) . . . . . 40.4 (22nd)  
 12.0 (6th) . . . . . Punt Returns-Avg. Per. . . . . 12.5 (5th)  
 9.6 (17th) . . . . . Punt Returns-Avg. Per Allowed. . . . . 6.4 (3rd)  
 27.7 (17th) . . . . . Kickoff Returns-Avg. Per . . . . . 27.0 (21st)  
 28.6 (23rd) . . . . . Kickoff Returns-Avg. Per Allowed. . . . . 26.0 (6th)  
 39/42 (3rd) . . . . . Field Goals Made/Attempted. . . . . 27/31 (T-19th)

### PENALTIES (NFL RANK)

96/718 (T-5) . . . . . Penalties Against/Yds. . . . . 110/1,003 (T-15th)

# THE MATCHUP

## WITHIN STRIKING DISTANCE THIS YEAR

### K Cameron Dicker

- Needs 135 points scored to be one of just 10 kickers since the 1970 NFL-AFL Merger to reach 500 points through the first four seasons of a career.
- Needs 29 made field goals to be the fourth kicker since the 1970 NFL-AFL Merger to make at least 120 field goal attempts through the first four seasons of a career.
- Needs 30 made field goals to be the sixth player in NFL history with at least 30 made field goals in three consecutive seasons.

### RB Najee Harris

- Needs at least 1,000 rushing yards and six rushing touchdowns to be the 12th player in NFL history to do so in five-straight seasons.
  - He would be just the third player to do so in each of their first five seasons, joining Hall of Famers LaDainian Tomlinson and Eric Dickerson.

### QB Justin Herbert

- Needs 184 pass completions to set the NFL record for most pass completions in a quarterback's first six seasons in NFL history (Hall of Famer Peyton Manning; 2,128).
- Needs 302 pass completions to set the NFL record for the most completions by a player before turning 28-years old (Matthew Stafford; 2,246).
- Needs 55 pass completions within the first two games played of the season to tie Patrick Mahomes as the fastest player in NFL history to reach 2,000 career completions (81 games).
  - If accomplished on or before Sun., Nov. 2, Herbert would surpass Drew Bledsoe (27 years, 239 days) as the youngest player ever to reach 2,000 career completions.
- Needs 3,793 passing yards to set the NFL record for most passing yards in a quarterback's first six seasons in NFL history (Hall of Famer Peyton Manning; 24,885).
- Needs 3,907 passing yards to reach 25,000 career passing yards. If reached before Dec. 30, he would become the youngest player in NFL history to reach 25,000 career passing yards (Drew Bledsoe; 27 years, 295 days).
- Needs 4,884 passing yards to set the NFL record for the most passing yards by a player before turning 28-years old (Matthew Stafford; 25,976).
- Needs three 300-yard passing performances to be the fourth player in NFL history with at least 30 games with 300-plus yards passing in a quarterback's first six seasons, joining Patrick Mahomes (41), Hall of Famer Dan Marino (32) and Hall of Famer Kurt Warner (30).
- Needs 3,000-plus passing yards to become the sixth quarterback in history to begin their career with six-straight seasons with at least 3,000 passing yards.
- Needs 20 passing touchdowns to be the fourth player in NFL history with 20-plus touchdown passes in each of the first six seasons of a career, joining Hall of Famer Dan Marino, Hall of Famer Peyton Manning and Russell Wilson.
- Needs six games with multiple touchdown passes to be the fifth player in NFL history to have 50 multi-touchdown games within the first six seasons of a career, joining Hall of Famer Dan Marino (58), Patrick Mahomes (58), Josh Allen (54) and Hall of Famer Peyton Manning (50).

### S Derwin James Jr.

- Needs 10 tackles to reach 600 for his career. If accomplished in the first game of the season (83rd of his career), would become the fastest defensive back to reach 600 tackles since the turn of the century.
- Needs 10 tackles, three sacks and an interception to be the sixth NFL player and first defensive back since at least 2000 to have 600 tackles, 20.0 sacks and 10 interceptions within their first eight pro seasons.

### WR Ladd McConkey

- Needs 67 receptions to reach 149 for his career, the most ever by a Charger through the first two seasons of a career.
- Needs 943 receiving yards to reach 2,092 for his career, the most ever by a Charger through the first two seasons of a career.
- Needs 1,000 receiving yards to be the second Charger to begin a career with back-to-back 1,000-yard receiving seasons.

### OLB Khalil Mack

- Needs 2.5 sacks to reach 110.0 for his career and become the second player to do so since he entered the NFL in 2014.
- Needs 12.5 sacks to reach 120.0 for his career and become the 24th player since sacks became an official statistic in 1982 and just the second active player to hit that mark.
- Needs 15.0 sacks to be the ninth player since sacks became an official statistic in 1982 to have three seasons of at least 15.0 sacks.

## 2024 INDIVIDUAL LEADERS



11-6  
2nd (AFC West)

5-12  
4th (NFC South)

### PASSING YARDS

Herbert . . . . .	3,870	Carr* . . . . .	2,145
Heinicke . . . . .	28	Rattler . . . . .	1,317

### RUSHING YARDS

Dobbins* . . . . .	905	Kamara . . . . .	950
Edwards* . . . . .	365	Hill . . . . .	278
Herbert . . . . .	306	Williams* . . . . .	164

### RECEIVING YARDS

McConkey . . . . .	1,149	Johnson . . . . .	548
Johnston . . . . .	711	Kamara . . . . .	543
Palmer* . . . . .	584	Moreau . . . . .	413
Dissly . . . . .	481	Olave . . . . .	400

### POINTS SCORED

Dicker . . . . .	150	Grupe . . . . .	112
Dobbins* . . . . .	54	Kamara . . . . .	48
Johnston . . . . .	48	Hill . . . . .	36

### INTERCEPTIONS

Still . . . . .	4	Adebo* . . . . .	3
Molden . . . . .	3	Mathieu* . . . . .	3
Eight others . . . . .	1	Howden . . . . .	2

### SACKS

Tuipulotu . . . . .	8.5	Breesee . . . . .	7.5
Mack . . . . .	6.0	Granderson . . . . .	5.5
Dupree . . . . .	6.0	Young . . . . .	5.5

### TACKLES (SOLO)

Henley . . . . .	142 (82)	Davis . . . . .	136 (69)
James Jr. . . . .	93 (60)	Werner . . . . .	92 (54)
Molden . . . . .	72 (40)	Taylor . . . . .	89 (61)
Still . . . . .	62 (45)	Harris* . . . . .	73 (54)

### KICKOFF RETURNS (AVG.)

Davis . . . . .	19 (27.6)	Williams* . . . . .	11 (26.2)
		Jackson* . . . . .	8 (23.4)

### PUNT RETURNS (AVG.); FC

Davis . . . . .	19 (12.4); 22	Shaheed . . . . .	9 (15.9); 2
-----------------	---------------	-------------------	-------------

### FIELD GOALS

Dicker . . . . .	39-42 (92.9%)	Grupe . . . . .	27-31 (87.1%)
------------------	---------------	-----------------	---------------

### PUNTS (GROSS/NET AVG.)

Scott . . . . .	72 (46.7/41.9)	Hayball . . . . .	75 (44.0/40.4)
-----------------	----------------	-------------------	----------------

\*Player no longer with team.


# CHARGERS-SAINTS CONNECTIONS


## COLLEGE CONNECTIONS

	LAC	Jim Harbaugh	2015-23
	LAC	Ben Herbert	2018-23
	LAC	Ben Rabe	2019-23
	LAC	RB Hassan Haskins	2018-21
	LAC	CB Benjamin St-Juste	2017
	LAC	G Karsen Barnhart	2019-23
	LAC	DL Christopher Hinton	2019-21
	NO	WR Donovan Peoples Jones	2017-19
NO	C/G Cesar Ruiz	2017-19	

	LAC	S Alohi Gilman	2017-19
	LAC	CB Cam Hart	2019-23
	LAC	T Joe Alt	2021-23
	LAC	Mike Elston	2010-21
	NO	WR Chris Tyree	2020-23
	NO	WR Kevin Austin Jr.	2018-21
	NO	DE Isaiah Foskey	2019-22
	NO	K Blake Grupe	2022
NO	Terry Joseph	2018-20	

	LAC	QB Justin Herbert	2016-19
	LAC	DB Trikweze Bridges	2019-23
	LAC	LB Troy Dye	2016-19
	NO	T.J. Paganetti	2015-16
	NO	DB Ugo Amadi	2015-18
	NO	TE Juwan Johnson	2019
	NO	C/G Shane Lemieux	2015-19
	NO	TE Moliiki Matavao	2021-22


	LAC	DL Justin Eboigbe	2019-23
	LAC	C Bradley Bozeman	2013-17
	NO	P James Burnip	2021-24
	NO	CB Kool-Aid McKinstry	2021-23
	NO	Doug Nussmeier	2012-13

	LAC	QB DJ Uiagalelei	2020-22
	LAC	S RJ Mickens	2020-24
	NO	DT Bryan Bresee	2020-22

	LAC	G Nash Jones	2020-22
	NO	S Elliott Davison	2020-21

	LAC	LB Kana'i Mauga	2018-21
	NO	RB Velus Jones Jr.	2016-18

	LAC	WR Quentin Johnston	2020-22
	LAC	WR Derius Davis	2018-22
	NO	RB Keandre Miller	2020-22

	LAC	K Cameron Dicker	2018-21
	NO	WR Moochie Dixon	2020-21
	NO	DL Vernon Broughton	2020-24
	NO	LB Jaylan Ford	2020-23

	LAC	S Derwin James Jr.	2015-17
	NO	RB Cam Akers	2017-19

	LAC	DB Elijah Molden	2017-20
	LAC	TE Will Dissly	2014-17
	NO	QB Jake Haener	2017-18
	NO	WR Dante Pettis	2014-17

Underlined indicates coaching or administrative roles.

## NOTEWORTHY BONDS

Chargers Head Coach **Jim Harbaugh** (2015-23) oversaw Chargers RB **Hassan Haskins** (2018-21) and G **Karsen Barnhart** (2019-23) in an overlapped Michigan offense with Saints WR **Donovan Peoples-Jones** (2017-2019) and C/G **Cesar Ruiz** (2017-2019) in Ann Arbor.

Saints Head Coach **Kellen Moore**, Offensive Coordinator **Doug Nussmeier**, Offensive Line Coach **Brendan Nugent** and Edges Coach **Jay Rodgers** all spent time on Defensive Coordinator **Brandon Staley's** staff while he was the head coach of the Bolts (2021-23).

Chargers QB **Trey Lance** and Saints DE **Chase Young** were both chosen in the top three overall draft picks in back-to-back NFL drafts (2020 and 2021).

Saints DE **Chris Rumph II** was drafted by the Chargers in the fourth round (118th overall) of the 2021 NFL draft. He spent three seasons (2021-23) in Los Angeles. Rumph reunited with his former head coach, Brandon Staley.

Saints C/G **Will Clapp** spent two seasons (2022-23) in Los Angeles. He played in 32 games for the Chargers, including the postseason, starting at C in 14 regular season contests.

## PRO CONNECTIONS

OLB Khalil Mack (2018-21) WR Keenan Allen (2024)		DE Jonathan Bullard (2016-18) RB Velus Jones Jr. (2022-24)
---	---	---

C Andre James (2019-24) LB Denzel Perryman (2021-22)		TE Foster Moreau (2019-22)
---	---	----------------------------

QB Trey Lance (2021-23)		DE Chase Young (2023)
-------------------------	--	-----------------------

T Mehki Becton (2020-23) TE Tyler Conklin (2022-24)		DT Nathan Shepherd (2018-22)
--	---	------------------------------

WR Jalen Reagor (2020-21) K Cameron Dicker (2022) TE McCallan Castles (2024) T Mehki Becton (2024)		TE Jack Stoll (2021-24)
---	---	-------------------------

DL Teair Tart (2020-23) WR Dez Fitzpatrick (2021-22) DL Da'Shawn Hand (2021-22) OLB Bud Dupree (2021-22) CB Elijah Molden (2021-23) DL Naquan Jones (2021-23) RB Hassan Haskins (2022-23) LB Caleb Murphy (2023)		OL Dillon Radunz (2021-24) CB Ugo Amadi (2022)
---	---	---

S Tony Jefferson (2022)		C/G Shane Lemieux (2020-23) S Terrell Burgess (2022)
-------------------------	---	---

TE Will Dissly (2018-23)		DE Jonathan Bullard (2020) DB Ugo Amadi (2019-21)
--------------------------	---	--

DL Da'Shawn Hand (2023-24) DL Teair Tart (2024)		WR Cedrick Wilson Jr. (2022-23) TE Jack Stoll (2024)
--	---	---

QB Taylor Heinicke (2020-22) RB Jaret Patterson (2021-22) CB Benjamin St-Juste (2021-24)		DE Chase Young (2020-23) DT John Ridgeway (2022-23) S Terrell Burgess (2023)
--	---	--

QB Trey Lance (2024) LB Emany Johnson (2024)		WR Brandin Cooks (2023-24)
---	---	----------------------------

LB Troy Dye (2020-23)		DE Jonathan Bullard (2022-24) RB Cam Akers (2023-24)
-----------------------	---	---

RB Nyheim Miller-Hines (2018-22)		S Julian Blackmon (2020-24)
----------------------------------	---	-----------------------------

*Italicized* indicates coaches who were players at the time.

# JOE HORTIZ

## PLAYER OF THE WEEK HONORS

One of the NFL's top talent evaluators for the last quarter century, **Joe Hortiz** brought his shrewd eye for talent and roster construction to the Chargers in his first season as General Manager — as the Bolts featured a pair of players acquired or extended by Hortiz that earned AFC Player of the Week recognition.

In his first draft as GM, Hortiz selected **CB Tarheeb Still** in the fifth round. The Maryland product turned in a breakout performance in Los Angeles' Week 13 victory over Atlanta, becoming the first Chargers rookie to win AFC Defensive Player of the Week since 2007. He led all NFL players in Week 13 with two interceptions, including one that he returned 61 yards for a touchdown that proved to be the winning score.

Hortiz extended **K Cameron Dicker** right before the 2024 season, locking in the most accurate kicker in NFL history for the Bolts for the foreseeable future. Dicker capped his 2024 campaign with back-to-back AFC Special Teams Player of the Week awards in Weeks 17 and 18. He was the only player in 2024 to win any Player of the Week honor in back-to-back weeks. Over those two games, Dicker led all NFL players with 30 points scored and eight field goals made.

### CHARGERS TO WIN AFC PLAYER OF THE WEEK, ACQUIRED OR EXTENDED SINCE 2024

Season	Player	Phase	Week
2024	CB Tarheeb Still	Defense	Week 13 at Atl.
	K Cameron Dicker	Special Teams	Week 17 at N.E.
	K Cameron Dicker	Special Teams	Week 18 at L.V.



## PFWA SUPERLATIVES

Joe Hortiz made his first draft choice as a general manager with the No. 5 overall pick of the 2024 NFL Draft, selecting **T Joe Alt**. Alt turned in a stellar rookie campaign, becoming one of the top tackles in the AFC, earning All-Rookie recognition from the *Professional Football Writers of America*.

Below is a look at Hortiz's draft picks that have been recognized by the *PFWA* as All-NFL, All-AFC or All-Rookie:

### CHARGERS DRAFT PICK SUPERLATIVES FROM PFWA WHILE WITH TEAM, SINCE 2024

Drafted	Player	All-NFL	All-AFC	All-Rookie
2024	T Joe Alt	0	0	1

# JIM HARBAUGH

## A PROVEN WINNER

Fresh off coaching his alma mater, the University of Michigan, to a 15-0 season and CFP National Championship in 2023, **Jim Harbaugh** continued his culture of winning with the Bolts, leading the Chargers to an 11-6 record in his first season as head coach. He now has a 55-25-1 record (.685 pct.) as an NFL head coach, the eighth-best winning percentage in history among NFL head coaches with at least 60 games coached.

### HEAD COACH WINNING PCT., REGULAR SEASON, MIN. 60 GAMES COACHED, NFL HISTORY

Rk.	Teams	Coach	W	L	T	Pct.
1.	Four Teams*	Guy Chamberlin	58	16	7	.784
2.	Oak.	John Madden	103	32	7	.759
3.	G.B./Was.	Vince Lombardi	96	34	6	.738
4.	Was.	Ray Flaherty	54	21	3	.720
5.	LAR/Was.	George Allen	116	47	5	.712
6.	Phi.	Nick Sirianni	48	20	0	.706
7.	Cle.	Blanton Collier	76	34	2	.691
<b>8.</b>	<b>S.F./LAC</b>	<b>Jim Harbaugh</b>	<b>55</b>	<b>25</b>	<b>1</b>	<b>.685</b>
9.	Three Teams**	George Halas	318	148	31	.682
10.	BalC***/Mia.	Don Shula	328	156	6	.677

\*Canton Bulldogs/Cleveland Bulldogs/  
Frankford Yellow Jackets/Chicago Cardinals  
\*\*Decatur Staleys/Chicago Staleys/Chicago Bears  
\*\*\*Baltimore Colts

Over his NFL coaching career, Harbaugh's teams have allowed just 17.5 points per game, the fifth-best rate for any head coach with at least 75 games coached since the 1970 NFL-AFL Merger.

### POINTS ALLOWED PER GAME, HEAD COACHES, REGULAR SEASON, MIN. 75 GAMES COACHED, NFL, SINCE 1970

Rank	Team/s	Coach	Points Allowed/Game
1.	LAR/Was.	George Allen	15.1
2.	Min.	Bud Grant	17.1
3.	Bal.	Brian Billick	17.3
4.	Oak.	John Madden	17.4
<b>5.</b>	<b>S.F./LAC</b>	<b>Jim Harbaugh</b>	<b>17.5</b>
6.	Pit.	Bill Cowher	17.6
7.	Cin.	Paul Brown	17.7
8.	Pit.	Chuck Noll	17.8
9.	S.F./Car.	George Seifert	18.0
10.	Mia.	Don Shula	18.1



## COACHING AT AN ALL-STAR LEVEL

**Jim Harbaugh**, one of the top motivators in football, is known for being able to get the very best out of his players. His motivational skills are evident in the number of all-stars he has coached, as Harbaugh has now coached 21 different players to be named to a combined 34 Pro Bowl selections.

### PRO BOWLERS COACHED BY JIM HARBAUGH

Season	Team	Harbaugh Position	Pro Bowlers
<b>2011</b>	<b>San Francisco</b>	<b>Head Coach</b>	<b>9</b>
			<i>K David Akers, S Dashon Goldson, RB Frank Gore, LS Brian Jennings, P Andy Lee, CB Carlos Rogers, DT Justin Smith, T Joe Staley, LB Patrick Willis</i>
<b>2012</b>	<b>San Francisco</b>	<b>Head Coach</b>	<b>9</b>
			<i>LB NaVorro Bowman, S Dashon Goldson, RB Frank Gore, G Mike Iupati, OLB Aldon Smith, DT Justin Smith, T Joe Staley, S Donte Whitner, LB Patrick Willis</i>
<b>2013</b>	<b>San Francisco</b>	<b>Head Coach</b>	<b>9</b>
			<i>LB NaVorro Bowman, LB Ahmad Brooks, TE Vernon Davis, RB Frank Gore, G Mike Iupati, S Eric Reid, DT Justin Smith, T Joe Staley, LB Patrick Willis</i>
<b>2014</b>	<b>San Francisco</b>	<b>Head Coach</b>	<b>3</b>
			<i>S Antoine Bethea, G Mike Iupati, T Joe Staley</i>
<b>2024</b>	<b>L.A. Chargers</b>	<b>Head Coach</b>	<b>4</b>
			<i>OLB Joey Bosa, S Derwin James Jr., OLB Khalil Mack, T Rashawn Slater</i>
<b>Totals</b>	<b>21 Players</b>		<b>34 Pro Bowls</b>

## FAST 50

In 2024, **Jim Harbaugh** reached his 50th career win as an NFL head coach. He reached that mark in his 73rd game, tied as the fourth-fastest coach to do so in the last 30 years.

### FEWEST GAMES TO 50 WINS, NFL HEAD COACHES, SINCE 1995

Rank	Team/s	Coach	Games
1.	Atl.	Mike Smith	71
2.	Bal.	John Harbaugh	72
	LAR	Sean McVay	72
<b>4.</b>	<b>S.F./LAC</b>	<b>Jim Harbaugh</b>	<b>73</b>
	Pit.	Bill Cowher	73

## ASSISTANT COACHES



### RYAN FICKEN

**SPECIAL TEAMS COORDINATOR**

19TH NFL SEASON | 4TH SEASON WITH CHARGERS



### GREG ROMAN

**OFFENSIVE COORDINATOR**

27TH NFL SEASON | 2ND SEASON WITH CHARGERS



### NAVORRO BOWMAN

**LINEBACKERS**

10TH NFL SEASON | 2ND SEASON WITH CHARGERS



### KIRK CAMPBELL

**OFFENSIVE ASSISTANT**

1ST NFL SEASON | 1ST SEASON WITH CHARGERS



### STEVE CLINKSCALE

**DEFENSIVE BACKS**

2ND NFL SEASON | 2ND SEASON WITH CHARGERS



### MIKE DEVLIN

**OFFENSIVE LINE**

30TH NFL SEASON | 2ND SEASON WITH CHARGERS



### ADAM FULLER

**SAFETIES**

1ST NFL SEASON | 1ST SEASON WITH CHARGERS



### JOSH HAMMOND

**OFFENSIVE ASSISTANT**

4TH NFL SEASON | 2ND SEASON WITH CHARGERS



### MIKE HIESTAND

**DEFENSIVE ASSISTANT**

7TH NFL SEASON | 4TH SEASON WITH CHARGERS



### KIEL McDONALD

**RUNNING BACKS**

2ND NFL SEASON | 2ND SEASON WITH CHARGERS



### ROBERT MUSCHAMP

**DEFENSIVE QUALITY CONTROL**

3RD NFL SEASON | 3RD SEASON WITH CHARGERS



### JESSE MINTER

**DEFENSIVE COORDINATOR**

6TH NFL SEASON | 2ND SEASON WITH CHARGERS



### ANDY BISCHOFF

**RUN GAME COORDINATOR/TIGHT ENDS**

13TH NFL SEASON | 2ND SEASON WITH CHARGERS



### MARCUS BRADY

**PASSING GAME COORDINATOR**

8TH NFL SEASON | 2ND SEASON WITH CHARGERS



### JEFF CARPENTER

**OFFENSIVE QUALITY CONTROL/TIGHT ENDS**

3RD NFL SEASON | 2ND SEASON WITH CHARGERS



### SHANE DAY

**QUARTERBACKS**

17TH NFL SEASON | 4TH SEASON WITH CHARGERS



### MIKE ELSTON

**DEFENSIVE LINE**

2ND NFL SEASON | 2ND SEASON WITH CHARGERS



### CHRIS GOULD

**ASSISTANT SPECIAL TEAMS**

11TH NFL SEASON | 4TH SEASON WITH CHARGERS



### NICK HARDWICK

**ASSISTANT OFFENSIVE LINE**

13TH NFL SEASON | 13TH SEASON WITH CHARGERS



### SANJAY LAL

**WIDE RECEIVERS**


21ST NFL SEASON | 2ND SEASON WITH CHARGERS



### RICK MINTER

**SENIOR ANALYST**

5TH NFL SEASON | 2ND SEASON WITH CHARGERS



### DYLAN RONEY

**OUTSIDE LINEBACKERS**

2ND NFL SEASON | 2ND SEASON WITH CHARGERS

# TEAM NOTES

## WELCOME TO L.A.



42 players on Los Angeles' active roster were new this season.

### HOW NEW CHARGERS WERE ACQUIRED

How Acquired	New Players
Draft Selections	9
Undrafted Free Agents/IPP	18
Veteran Free Agents	15
Practice Squad Signings	0
Trades	0
Waiver Claims	0
<b>Totals</b>	<b>42</b>

### NEW CHARGERS ON THE ACTIVE ROSTER

Pos.	Player	Exp.	How Acq.
G	Mekhi Becton	6	UFA (Philadelphia)
DB	Trikweze Bridges	R	Draft Selection (7-256)
DL	Jamaree Caldwell	R	Draft Selection (3-86)
WR	Dalevon Campbell	R	Undrafted Free Agent
TE	Tyler Conklin	8	UFA (N.Y. Jets)
DL	TeRah Edwards	R	Undrafted Free Agent
TE	Oronde Gadsden	R	Draft Selection (5-165)
WR	Luke Grimm	R	Undrafted Free Agent
OLB	Kylan Guidry	R	Undrafted Free Agent
RB	Omarion Hampton	R	Draft Selection (1-22)
DL	Da'Shawn Hand	8	UFA (Miami)
RB	Najee Harris	5	UFA (Pittsburgh)
WR	Tre' Harris	R	Draft Selection (2-55)
CB	Donte Jackson	8	UFA (Pittsburgh)
WR	JaQuae Jackson	2	Free Agent
C	Andre James	7	Free Agent
S	Jaylen Jones	R	Undrafted Free Agent
DL	Naquan Jones	5	UFA (Arizona)
G	Nash Jones	R	Undrafted Free Agent
C	Josh Kaltenberger	R	Undrafted Free Agent
OLB	Kyle Kennard	R	Draft Selection (4-125)
TE	Stevo Klotz	R	Undrafted Free Agent
WR	KeAndre Lambert-Smith	R	Draft Selection (5-158)
QB	Trey Lance	5	UFA (Dallas)
LB	Kana'i Mauga	3	Free Agent
S	RJ Mickens	R	Draft Selection (6-214)
RB	Nyheim Miller-Hines	6	Free Agent
T	Ryan Nelson	R	Free Agent
CB	Jordan Oladokun	R	Undrafted Free Agent
TE	Jordan Petaia	R	IPP
LB	Del'Shawn Phillips	6	UFA (Houston)
CB	Myles Purchase	R	Undrafted Free Agent
OLB	Garmon Randolph	R	Undrafted Free Agent
CB	Nikko Reed	R	Undrafted Free Agent
CB	Eric Rogers	R	Undrafted Free Agent
RB	Raheim Sanders	R	Undrafted Free Agent
DL	Nesta Jade Silvera	3	Free Agent
T	Corey Stewart	R	Undrafted Free Agent
CB	Benjamin St-Juste	4	UFA (Washington)
G	Branson Taylor	R	Draft Selection (6-199)
QB	DJ Uiagalelei	R	Undrafted Free Agent
LB	Marlowe Wax	R	Undrafted Free Agent

## COACH LOCATIONS

For the 2025 season, 22 members of the Chargers coaching staff are down on the sideline while nine others are up in the booth. The location of each coach can be seen below:

### CHARGERS COACHES DOWN ON THE SIDELINE (22)

Name	Position
Jim Harbaugh	Head Coach
Ryan Ficken	Special Teams Coordinator
Jesse Minter	Defensive Coordinator
Andy Bischoff	Run Game Coordinator/Tight Ends
NaVorro Bowman	Linebackers
Marcus Brady	Passing Game Coordinator
Steve Clinkscale	Defensive Backs
Shane Day	Quarterbacks
Mike Devlin	Offensive Line
Mike Elston	Defensive Line
Chris Gould	Assistant Special Teams
Josh Hammond	Offensive Assistant
Nick Hardwick	Assistant Offensive Line
Sanjay Lal	Wide Receivers
Kiel McDonald	Running Backs
Dylan Roney	Outside Linebackers
Maurquice Shakir	Alex G. Spanos Coaching Fellow
Ben Herbert	Executive Director of Player Performance
Jonathan Brooks	Head Strength & Conditioning
Devin Woodhouse	Head Strength & Conditioning
Ben Rabe	Director of Performance Analytics
Lincoln DeWolf	Performance Analyst

### CHARGERS COACHES UP IN THE BOOTH (10)

Name	Position
Greg Roman	Offensive Coordinator
Kirk Campbell	Offensive Assistant
Jeff Carpenter	Offensive Quality Control/Tight Ends
Adam Fuller	Safeties
Mike Hiestand	Defensive Assistant
Rick Minter	Senior Analyst
Robert Muschamp	Defensive Quality Control
Chuka Ndulue	Alex G. Spanos Coaching Fellow
Justin Poindexter	Alex G. Spanos Coaching Fellow
Miles Taylor	Alex G. Spanos Coaching Fellow

# 2024 TEAM NOTES

## WINNING THE TAKEAWAY BATTLE

The Chargers recorded 21 takeaways and nine giveaways this season, a plus-12 turnover differential that tied for the third-best in the NFL in 2024.

### TURNOVER DIFFERENTIAL, NFL, 2024

Rank	Team	TA	GA	Diff.
1.	Buffalo Bills	32	8	+24
2.	Pittsburgh Steelers	32	17	+16
3.	<b>Los Angeles Chargers</b>	<b>21</b>	<b>9</b>	<b>+12</b>
	Green Bay Packers	31	19	+12
	Minnesota Vikings	33	21	+12
6.	Philadelphia Eagles	26	15	+11

Los Angeles protected the football as well as any team in the NFL, as the nine giveaways by the Bolts were good for the second-fewest in the league. The 2024 Chargers are among the best teams in franchise and league history at protecting the football, with the nine turnovers ranking as the fewest in a single season in franchise history and good for the third-fewest in a single season by any team in NFL history.

### GIVEAWAYS LEADERS, NFL, 2024

Rank	Team	Giveaways
1.	Buffalo Bills	8
2.	<b>Los Angeles Chargers</b>	<b>9</b>
3.	Baltimore Ravens	11
4.	Kansas City Chiefs	14
	Los Angeles Rams	14

### FEWEST TURNOVERS, SINGLE SEASON, CHARGERS HISTORY

Rank	Season	Turnovers
1.	<b>2024</b>	<b>9</b>
2.	2017	15
	2006	15
4.	2020	16
5.	2009	17

### FEWEST TURNOVERS, SINGLE SEASON, NFL HISTORY

Rank	Season	Team	Turnovers
1.	2024	Buffalo Bills	8
	2019	New Orleans Saints	8
3.	<b>2024</b>	<b>Los Angeles Chargers</b>	<b>9</b>
4.	2011	San Francisco 49ers	10
	2010	New England Patriots	10

## A TOP DEFENSE

The Chargers ranked No. 1 in the NFL in scoring defense in 2024, allowing just 17.7 points per game. In the first half of games, the unit allowed just 7.9 points per game this season, good for No. 2 in the NFL in 2024.

### POINTS ALLOWED PER GAME, NFL, 2024

Rank	Team	Points Allowed/Game
1.	<b>Los Angeles Chargers</b>	<b>17.7</b>
2.	Philadelphia Eagles	17.8
3.	Denver Broncos	18.3
4.	Kansas City Chiefs	19.2
5.	Minnesota Vikings	19.5

### POINTS ALLOWED PER GAME, FIRST HALF, NFL, 2024

Rank	Team	Points Allowed/Game
1.	Minnesota Vikings	7.8
2.	<b>Los Angeles Chargers</b>	<b>7.9</b>
3.	Washington Commanders	8.6
4.	Philadelphia Eagles	8.9
5.	Baltimore Ravens	9.0

In 12 games this season, Los Angeles held opponents to seven-or-fewer points in the first half. It's the most games by an NFL team in a single season since the Chicago Bears in 2018.

The Bolts held opponents to seven-or-fewer points in each of the 10 first games of the 2024 season. It was the longest streak since 2001, when the Cleveland Browns held opponents to seven or fewer points in 10 consecutive games.

### FIRST HALVES WITH SEVEN OR FEWER POINTS ALLOWED, SINGLE SEASON, NFL, SINCE 2000

Rank	Seasons	Team	Games
1.	2011	San Francisco 49ers	13
	2007	Washington Redskins	13
	2000	Baltimore Ravens	13
	2000	Tennessee Titans	13
5.	<b>2024</b>	<b>Los Angeles Chargers</b>	<b>12</b>
	2018	Chicago Bears	12
	2010	Pittsburgh Steelers	12
	2008	Baltimore Ravens	12
	2005	Chicago Bears	12
	2001	Chicago Bears	12
	2001	Tampa Bay Buccaneers	12
	2000	Philadelphia Eagles	12

### CONSECUTIVE FIRST HALVES WITH SEVEN OR FEWER POINTS ALLOWED, NFL, SINCE 2000

Rank	Seasons	Team	Games
1.	<b>2024</b>	<b>Los Angeles Chargers</b>	<b>10</b>
	2001	Cleveland Browns	10
3.	2011	San Francisco 49ers	8
	2002-03	San Francisco 49ers	8
	2000	Baltimore Ravens	8

# 2024 TEAM NOTES

## GET AFTER THE QUARTERBACK

The Los Angeles defense got after the quarterback this season, ranking tied for No. 6 in the NFL with 46 sacks.

In the month of November, the Bolts defense posted 17 sacks, ranking No. 2 in the NFL over that span.

### SACKS, NFL, 2024

Rank	Team	Sacks
1.	Denver Broncos	63
2.	Baltimore Ravens	54
3.	Dallas Cowboys	52
4.	Houston Texans	49
	Minnesota Vikings	49
<b>6.</b>	<b>Los Angeles Chargers</b>	<b>46</b>
	Tampa Bay Buccaneers	46
8.	Green Bay Packers	45
	New York Giants	45
	Seattle Seahawks	45

### SACKS, NOVEMBER, NFL, 2024

Rank	Team	Sacks
1.	Dallas Cowboys	18
<b>2.</b>	<b>Los Angeles Chargers</b>	<b>17</b>
3.	Baltimore Ravens	15
4.	Arizona Cardinals	14
	Denver Broncos	14
	Los Angeles Rams	14
	Minnesota Vikings	14

## UNDER PRESSURE

In Week 14, the Bolts defense totaled 13 quarterback hits, including 11 in the first half. The 11 first-half hits tied for the most in a single first half by any NFL defense since 2000.

### MOST QUARTERBACK HITS, SINGLE FIRST HALVES, NFL, SINCE 2000

Rank	Team	Game	QB Hits
<b>1.</b>	<b>L.A. Chargers</b>	<b>Dec. 8, 2024 at K.C.</b>	<b>11</b>
	Pittsburgh	Sept. 20, 2020 vs. Den.	11
	Baltimore	Sept. 24, 2006 at Cle.	11
4.	Miami	Dec. 17, 2023 vs. NYJ	10
	Washington	Oct. 9, 2022 vs. Ten.	10
	Baltimore	Oct. 11, 2020 vs. Cin.	10
	Kansas City	Dec. 13, 2018 vs. LAC	10
	Seattle	Nov. 26, 2017 at S.F.	10
	Arizona	Nov. 5, 2017 at S.F.	10
	Arizona	Dec. 24, 2016 at Sea.	10
	Houston	Nov. 2, 2014 vs. Phi.	10
	Baltimore	Oct. 12, 2014 at T.B.	10
	Houston	Sept. 28, 2014 vs. Buf.	10
	Houston	Nov. 24, 2013 vs. Jax.	10
	Tennessee	Dec. 17, 2006 vs. Jax.	10
	New England	Sept. 24, 2006 vs. Den.	10

## BEND, DON'T BREAK

The Bolts defense was the NFL's best in the red zone, allowing just 18 touchdowns on 40 red zone drives (45.0 pct.). The 45.0 defensive red zone percentage led the league in 2024.

### RED ZONE DEFENSE, NFL, 2024

Rank	Team	RZ Drives	RZ TDs	RZ Pct.
<b>1.</b>	<b>L.A. Chargers</b>	<b>40</b>	<b>18</b>	<b>45.0</b>
2.	Chicago	63	29	46.0
3.	Denver	49	23	46.9
4.	Miami	55	27	49.1
5.	L.A. Rams	56	28	50.0
	Philadelphia	48	24	50.0

# JUSTIN HERBERT

## BIG-TIME PERFORMER

After he set rookie records in 2020 with eight 300-yard games and six three-touchdown performances, **Justin Herbert** continues to put up big-time performances.

Herbert has topped 300 passing yards 27 times in his career, tied for the third-most in a player's first five pro seasons in NFL history.

### MOST GAMES WITH 300-PLUS PASSING YARDS, FIRST FIVE SEASONS, NFL HISTORY

Rank	Team	Player	Games
1.	K.C.	QB Patrick Mahomes	31
2.	StL	QB Kurt Warner*	29
<b>3.</b>	<b>LAC</b>	<b>QB Justin Herbert</b>	<b>27</b>
	T.B.	QB Jameis Winston	27
5.	Cin.	QB Joe Burrow	26
	Mia.	QB Dan Marino*	26
	Ind.	QB Andrew Luck	26
8.	LAR	QB Jared Goff	25

*\*Pro Football Hall of Famer*

Herbert has thrown at least three touchdowns in 20 games, tied for No. 5 over a player's first five seasons. He has thrown multiple touchdown passes in 44 career games, good for the sixth-most by a player through their first five professional seasons.

The fifth-year passer has thrown two or more touchdowns and eclipsed a passer rating of 100 in 32 career games, good for the third-most by any player through the first five seasons of a career in NFL history.

### MOST GAMES WITH THREE-PLUS TOUCHDOWN PASSES, FIRST FIVE SEASONS, NFL HISTORY

Rank	Team	Player	Games
1.	Mia.	QB Dan Marino*	33
2.	K.C.	QB Patrick Mahomes	28
3.	Cin.	QB Joe Burrow	26
4.	StL	QB Kurt Warner*	21
<b>5.</b>	<b>LAC</b>	<b>QB Justin Herbert</b>	<b>20</b>
	Buf.	QB Josh Allen	20
7.	Ind.	QB Peyton Manning*	19

### MOST GAMES WITH MULTIPLE TOUCHDOWN PASSES, FIRST FIVE SEASONS, NFL HISTORY

Rank	Team	Player	Games
1.	Mia.	QB Dan Marino*	50
	K.C.	QB Patrick Mahomes	46
3.	Buf.	QB Josh Allen	45
	Cin.	QB Joe Burrow	45
	Ind.	QB Andrew Luck	45
<b>6.</b>	<b>LAC</b>	<b>QB Justin Herbert</b>	<b>44</b>
7.	Ind.	QB Peyton Manning*	43

*\*Pro Football Hall of Famer*



## HERBERT AS A PRO

Since entering the NFL, **Justin Herbert** ranks inside the NFL's top five in completions, passing yards, passing touchdowns and combined touchdowns. His 27 games with 300-plus passing yards rank No. 3 in the NFL since 2020.

### PASSING COMPLETIONS, NFL, SINCE 2020

Rank	Team/s	Player	Completions
1.	K.C.	QB Patrick Mahomes	2,054
<b>2.</b>	<b>LAC</b>	<b>QB Justin Herbert</b>	<b>1,945</b>
3.	LAR/Det.	QB Jared Goff	1,881
4.	Buf.	QB Josh Allen	1,856
5.	Cin.	QB Joe Burrow	1,748

### PASSING YARDS, NFL, SINCE 2020

Rank	Team/s	Player	Passing Yards
1.	K.C.	QB Patrick Mahomes	22,940
2.	Buf.	QB Josh Allen	21,271
<b>3.</b>	<b>LAC</b>	<b>QB Justin Herbert</b>	<b>21,093</b>
4.	LAR/Det.	QB Jared Goff	20,839
5.	Cin.	QB Joe Burrow	19,001

### PASSING TOUCHDOWNS, NFL, SINCE 2020

Rank	Team/s	Player	Passing Touchdowns
1.	K.C.	QB Patrick Mahomes	169
2.	Buf.	QB Josh Allen	165
3.	Cin.	QB Joe Burrow	140
4.	G.B./NYJ	QB Aaron Rodgers	139
<b>5.</b>	<b>LAC</b>	<b>QB Justin Herbert</b>	<b>137</b>
6.	Det./LAR	QB Jared Goff	135

### COMBINED TOUCHDOWNS, NFL, SINCE 2020

Rank	Team/s	Player	Combined Touchdowns
1.	Buf.	QB Josh Allen	213
2.	K.C.	QB Patrick Mahomes	179
3.	Cin.	QB Joe Burrow	152
<b>4.</b>	<b>LAC</b>	<b>QB Justin Herbert</b>	<b>150</b>
5.	G.B./NYJ	QB Aaron Rodgers	146
6.	Bal.	QB Lamar Jackson	145
7.	Det./LAR	QB Jared Goff	141
8.	Phi.	QB Jalen Hurts	140

# JUSTIN HERBERT



## COMPLETING RECORDS

After setting the rookie completions record in 2020, **Justin Herbert** has continued his pace, completing 1,945 career passes, the most in NFL history through a player's first five seasons. He already ranks No. 6 on the all-time list through the first six seasons of a career.

### COMPLETIONS, FIRST FIVE SEASONS, NFL HISTORY

Rank	Team	Player	Completions
1.	LAC	QB Justin Herbert	1,945
2.	Oak.	QB Derek Carr	1,759
3.	Ind.	QB Peyton Manning*	1,749
4.	Cin.	QB Joe Burrow	1,748
5.	Atl.	QB Matt Ryan	1,654

### COMPLETIONS, FIRST SIX SEASONS, NFL HISTORY

Rank	Team	Player	Completions
1.	Ind.	QB Peyton Manning*	2,128
2.	Oak.	QB Derek Carr	2,120
3.	Atl.	QB Matt Ryan	2,093
4.	Buf.	QB Josh Allen	1,989
5.	K.C.	QB Patrick Mahomes	1,985
6.	LAC	QB Justin Herbert^	1,945
7.	Dal.	QB Dak Prescott	1,924

\*Pro Football Hall of Famer  
^In fifth professional season

The fifth-year passer's 1,945 completions are also the most in NFL history by any player before turning 27 years old. Herbert eclipsed 1,800 career completions in Week 12 during his 73rd career game, tying Kansas City QB Patrick Mahomes as the fastest players to reach that mark in NFL history. The fifth-year passer previously set the all-time records as the fastest player in NFL history to reach 1,000 completions (38th career game) and 1,500 completions (57th career game).

### COMPLETIONS BEFORE TURNING 27 YEARS OLD, NFL HISTORY

Rank	Team/s	Player	Completions
1.	LAC	QB Justin Herbert	1,945
2.	N.E.	QB Drew Bledsoe	1,887
3.	Det.	QB Matthew Stafford	1,848
4.	Ind.	QB Peyton Manning*	1,749
5.	LAR/Det.	QB Jared Goff	1,667

\*Pro Football Hall of Famer

## PROTECTING THE FOOTBALL

**Justin Herbert** had just three interceptions on 504 passing attempts in 2024, a passing interception percentage of 0.6 — the second-fewest picks and second-best interception percentage in NFL history by any player in a season (min. 450 att.).

Herbert went 11 consecutive games with zero interceptions and at least 15 attempts, becoming just the second player in history to do so.

### PASSING INTERCEPTION PERCENTAGE, MIN. 450 ATTEMPTS, SINGLE SEASON, NFL HISTORY

Rank	Season	Team	Player	Passing INT Pct.
1.	2018	G.B.	QB Aaron Rodgers	0.3
2.	2024	LAC	QB Justin Herbert	0.6
3.	2019	G.B.	QB Aaron Rodgers	0.7
4.	2021	G.B.	QB Aaron Rodgers	0.8
5.	2010	N.E.	QB Tom Brady	0.8

### PASSING INTERCEPTIONS, MIN. 450 ATTEMPTS., SINGLE SEASON, NFL HISTORY

Rank	Season	Team	Player	Passing INTs
1.	2018	G.B.	QB Aaron Rodgers	2
2.	2024	LAC	QB Justin Herbert	3
3.	2021	G.B.	QB Aaron Rodgers	4
	2019	G.B.	QB Aaron Rodgers	4
	2016	Dal.	QB Dak Prescott	4
	2010	N.E.	QB Tom Brady	4

### CONSECUTIVE GAMES WITHOUT AN INTERCEPTION, MIN. 15 ATTEMPTS IN EACH GAME, SINGLE SEASON, NFL HISTORY

Rank	Season	Team	Player	Consecutive Games
1.	2024	LAC	QB Justin Herbert	11
	2010	N.E.	QB Tom Brady	11
3.	2018	Oak.	QB Derek Carr	10

Herbert attempted 357 passes between interceptions this season, the fifth-longest streak in NFL history. The 357 pass attempts without an interception were also a team record, breaking his own previous team record of 233 consecutive passes.

### CONSECUTIVE PASS ATTEMPTS WITHOUT AN INTERCEPTION, NFL HISTORY

Rk.	Team	Quarterback	Dates	Consec. Attempts
1.	G.B.	Aaron Rodgers	Sept. 30, 2018-Dec. 16, 2018	402
2.	T.B.	Tom Brady	Sept. 11, 2022-Nov. 13, 2022	399
3.	Det.	Jared Goff	Nov. 6, 2022-Sept. 17, 2023	383
4.	N.E.	Tom Brady	Oct. 17, 2010-Nov. 12, 2011	358
5.	LAC	Justin Herbert	Sept. 15, 2024-Dec. 15, 2024	357
6.	Chi.	Caleb Williams	Oct. 13, 2024-Dec. 26, 2024	353

### CONSECUTIVE PASS ATTEMPTS WITHOUT AN INTERCEPTION, CHARGERS HISTORY

Rank	Quarterback	Dates	Consec. Attempts
1.	Justin Herbert	Sept. 15, 2024-Dec. 15, 2024	357
2.	Justin Herbert	Dec. 26, 2022-Oct. 1, 2023	233
3.	Drew Brees	Oct. 17, 2004-Dec. 5, 2004	194
4.	Philip Rivers	Nov. 27, 2011-Dec. 24, 2011	170

# JUSTIN HERBERT

## HERBERT SETS PASSING YARDS RECORD

In 2023, **Justin Herbert** set the record for passing yards through a player's first four seasons (17,223). His 21,093 career passing yards are now the most ever through the first five seasons of a career. Herbert is also the only player ever to eclipse 4,000 yards in each of his first three years and the only player to top 4,500 yards in two of his first three seasons.

### PASSING YARDS, FIRST FIVE SEASONS, NFL HISTORY

Rank	Team	Player	Passing Yards
1.	LAC	QB Justin Herbert	21,093
2.	Ind.	QB Peyton Manning*	20,618
3.	T.B.	QB Jameis Winston	19,737
4.	Mia.	QB Dan Marino*	19,422
5.	Ind.	QB Andrew Luck	19,078

\*Pro Football Hall of Famer

Herbert topped 15,000 passing yards in his 52nd career game, becoming the second-fastest player in history to eclipse that mark. He eclipsed 20,000 yards in Week 15 — his 76th career game and at 26 years, 280 days old to be the third-youngest and tie as the fifth-fastest player to do so in NFL history.

### YOUNGEST PLAYERS TO REACH 20,000 CAREER PASSING YARDS, NFL HISTORY

Rank	Team/s	Player	Age (Years-Days)
1.	N.E.	QB Drew Bledsoe	26-253
2.	Ind.	QB Peyton Manning*	26-266
3.	LAC	QB Justin Herbert	26-280
4.	Det.	QB Matthew Stafford	26-282
5.	Mia.	QB Dan Marino*	27-3
6.	K.C.	QB Patrick Mahomes	27-15
7.	LAR/Det.	QB Jared Goff	27-17
8.	Buf.	QB Josh Allen	27-154

\*Pro Football Hall of Famer

### FEWEST GAMES TO 20,000 PASSING YARDS, NFL HISTORY

Rank	Team/s	Player	Games
1.	K.C.	QB Patrick Mahomes	67
2.	Det.	QB Matthew Stafford	71
3.	Mia.	QB Dan Marino*	74
	Ind.	QB Andrew Luck	74
5.	LAC	QB Justin Herbert	76
	StL/NYG/Ari.	QB Kurt Warner*	76
	Was./Min.	QB Kirk Cousins	76

## TOUCHDOWN MACHINE

After setting the all-time rookie record with 31 touchdown passes in 2020, **Justin Herbert** joined Hall of Famer Peyton Manning as the only players ever to throw 25 touchdown passes in each of their first three seasons.

Herbert has now thrown for 137 career passing scores, good for No. 6 in NFL history through the first five seasons of a career. In 2023, he eclipsed 100 career touchdown passes in Week 3, making him the fifth-fastest (52 games) and fourth-youngest (25 years, 198 days) to eclipse that mark.

### PASSING TOUCHDOWNS, FIRST FIVE SEASONS, NFL HISTORY

Rank	Team	Player	Passing Touchdowns
1.	Mia.	QB Dan Marino*	168
2.	K.C.	QB Patrick Mahomes	151
3.	Cin.	QB Joe Burrow	140
4.	Ind.	QB Peyton Manning*	138
	Buf.	QB Josh Allen	138
6.	LAC	QB Justin Herbert	137
7.	Ind.	QB Andrew Luck	132

### FEWEST GAMES TO 100 PASSING TOUCHDOWNS, NFL HISTORY

Rank	Team	Player	Games
1.	K.C.	QB Patrick Mahomes	40
2.	Mia.	QB Dan Marino*	44
3.	StL	QB Kurt Warner*	50
4.	Bal.	QB Johnny Unitas*	51
5.	LAC	QB Justin Herbert	52
6.	Hou.	QB Deshaun Watson	53

### YOUNGEST PLAYERS TO REACH 100 CAREER PASSING TOUCHDOWNS, NFL HISTORY

Rank	Team	Player	Age (Years-Days)
1.	Mia.	QB Dan Marino*	24-357
2.	K.C.	QB Patrick Mahomes	25-52
3.	Hou.	QB Deshaun Watson	25-104
4.	LAC	QB Justin Herbert	25-198
5.	Buf.	QB Josh Allen	25-219
6.	Ind.	QB Peyton Manning*	25-232

\*Pro Football Hall of Famer

## FAB FIVE

In Week 17, **Justin Herbert** became just the third player in NFL history to have 3,000 passing yards and 20 touchdowns in each of the first five seasons of a career, joining Hall of Fame QB Peyton Manning and QB Russell Wilson.

### CONSECUTIVE SEASONS WITH 3,000 PASSING YARDS AND 20 TOUCHDOWN PASSES TO START A CAREER, NFL HISTORY

Rank	Team	Player	Consecutive Seasons
1.	Ind.	QB Peyton Manning	13 (1998-2010)
2.	Sea.	QB Russell Wilson	10 (2012-21)
3.	LAC	QB Justin Herbert	5 (2020-Present)
4.	Dal.	QB Dak Prescott	4 (2016-19)
	Oak.	QB Derek Carr	4 (2014-17)

# JUSTIN HERBERT



## DUAL-THREAT QUARTERBACK

**Justin Herbert** set the record for combined touchdowns as a rookie (36) and through a player's first two seasons (77). His 102 combined touchdowns were also the most in history through the first three seasons of a career.

He now has 150 career combined touchdowns, good for the sixth-most in NFL history through the first five seasons of a career.

### COMBINED TOUCHDOWNS, FIRST FIVE SEASONS, NFL HISTORY

Rank	Team	Player	Combined Touchdowns
1.	Buf.	QB Josh Allen	176
2.	Mia.	QB Dan Marino*	171
3.	Car.	QB Cam Newton	160
4.	K.C.	QB Patrick Mahomes	159
5.	Cin.	QB Joe Burrow	152
<b>6.</b>	<b>LAC</b>	<b>QB Justin Herbert</b>	<b>150</b>
7.	Ind.	QB Peyton Manning*	147
8.	Ind.	QB Andrew Luck	146

*\*Pro Football Hall of Famer*

In the team's Week 10 win over Tennessee, Herbert ran in a four-yard score and threw a 16-yard touchdown, marking his 11th career game with a passing and a rushing touchdown. His 11 such games are the second-most in Chargers history.

### MOST GAMES WITH A PASSING TOUCHDOWN AND A RUSHING TOUCHDOWN, CHARGERS HISTORY

Rank	Seasons	Player	Games
1.	1962-72	QB John Hadl*	12
<b>2.</b>	<b>2020-Present</b>	<b>QB Justin Herbert</b>	<b>11</b>
3.	1960-62	QB Jack Kemp	10
4.	1973-87	QB Dan Fouts*	9
5.	2001-09	RB LaDainian Tomlinson	5

*\*Pro Football Hall of Famer*

## CAPTAIN COMEBACK

**Justin Herbert** has led the Bolts to 12 career come-from-behind victories in the fourth quarter or overtime.

### HERBERT'S FOURTH QUARTER/OVERTIME COMEBACK WINS

Date	Opponent	4Q/OT Deficit	Result
Dec. 17, 2020	at Las Vegas	24-27 (OT)	W, 30-27 (OT)
Sept. 12, 2021	at Washington	13-16	W, 20-16
Sept. 26, 2021	at Kansas City	21-24	W, 30-24
Oct. 10, 2021	vs. Cleveland	35-42	W, 47-42
Nov. 7, 2021	at Philadelphia	16-17	W, 27-24
Nov. 21, 2021	vs. Pittsburgh	34-37	W, 37-34
Oct. 9, 2022	at Cleveland	27-28	W, 30-28
Oct. 17, 2022	vs. Denver	13-16	W, 19-16 (OT)
Nov. 6, 2022	at Atlanta	14-17	W, 20-17
Nov. 27, 2022	at Arizona	17-24	W, 25-24
Sept. 24, 2023	at Minnesota	21-24	W, 28-24
Dec. 19, 2024	vs. Denver	19-24	W, 34-27

Herbert's 12 career come-from-behind wins in the fourth quarter or overtime are good for the third-most in NFL since he entered the professional ranks in 2020.

### FOURTH QUARTER/OVERTIME COMEBACK WINS, NFL, SINCE 2020

Rank	Team/s	Player	4Q/OT Comeback Wins
1.	K.C.	QB Patrick Mahomes	16
2.	Min./Atl.	QB Kirk Cousins	15
<b>3.</b>	<b>LAC</b>	<b>QB Justin Herbert</b>	<b>12</b>
4.	LAR/Det.	QB Jared Goff	11
	Sea./Den./Pit.	QB Russell Wilson	11

## A STRONG START

In each of the team's first 10 games this season, **Justin Herbert** registered a passer rating of at least 90.0 – becoming the fifth player ever to do so in the first 10 games of a season.

### CONSECUTIVE GAMES TO START A SEASON WITH 90.0 PASSER RATING OR HIGHER, NFL HISTORY

Rank	Season	Team	Player	Games
1.	2004	Ind.	QB Peyton Manning <sup>^†</sup>	15
2.	2018	LAC	QB Philip Rivers*	13
	2011	G.B.	QB Aaron Rodgers <sup>^†</sup>	13
4.	2007	N.E.	QB Tom Brady <sup>^†</sup>	11
<b>5.</b>	<b>2024</b>	<b>LAC</b>	<b>QB Justin Herbert</b>	<b>10</b>
	2013	Den.	QB Peyton Manning <sup>^†</sup>	10

<sup>^</sup>Associated Press Most Valuable Player

<sup>†</sup>Pro Bowl Selection

<sup>‡</sup>Associated Press First-Team All-Pro

# JUSTIN HERBERT

## CLOSING OUT WINS

Justin Herbert has been clutch late in games dating back to his rookie season. In his career, Herbert has engineered 16 game-winning drives in the fourth quarter or overtime, tied for the third-most since he entered the NFL in 2020.

### JUSTIN HERBERT'S CAREER GAME-WINNING DRIVES

Game	Drive Length	Game-Winning Score
Dec. 13, 2020 vs. Atl.	6 plays, 49 yds (0:31)	Badgley 43-yd FG
Dec. 17, 2020 at L.V.	5 plays, 75 yds (1:49)	Herbert 1-yd TD run*
Dec. 27, 2020 vs. Den.	7 plays, 56 yds (2:01)	Badgley 37-yd FG
Sept. 12, 2021 at Was.	3 plays, 3 yds (0:45)	M.Williams 3-yd TD rec.
Sept. 26, 2021 at K.C.	8 plays, 59 yds (1:10)	M.Williams 4-yd TD rec.
Oct. 10, 2021 vs. Cle.	5 plays, 48 yds (0:31)	Ekeler 3-yd TD run
Nov. 7, 2021 at Phi.	15 plays, 64 yds (6:05)	Hopkins 29-yd FG
Nov. 21, 2021 vs. Pit.	3 plays, 75 yds (1:15)	M.Williams 53-yd TD rec.
Oct. 9, 2022 at Cle.	13 plays, 66 yds (6:26)	Bertolet 27-yd FG
Oct. 17, 2022 vs. Den.	4 plays, 7 yds (2:08)	Hopkins 39-yd FG*
Nov. 6, 2022 at Atl.	3 plays, 24 yds (0:34)	Dicker 37-yd FG
Nov. 27, 2022 at Ari.	7 plays, 38 yds (1:33)	Ekeler 1-yd TD rec.
Dec. 18, 2022 vs. Ten.	6 plays, 52 yards (0:44)	Dicker 43-yd FG
Sept. 24, 2023 at Min.	7 plays, 75 yards (3:15)	Palmer 30-yd TD rec.
Nov. 17, 2024 vs. Cin.	4 plays, 84 yards (0:27)	Dobbins 29-yd TD run
Dec. 19, 2024 vs. Den.	6 plays, 90 yards (2:01)	Haskins 34-yd TD rec.

\*Game-winning drive was in overtime

### GAME-WINNING DRIVES IN FOURTH QUARTER OR OVERTIME, NFL, SINCE 2020

Rank	Team/s	Player	Game-Winning Drives
1.	K.C.	QB Patrick Mahomes	19
2.	Min./Atl.	QB Kirk Cousins	18
3.	LAC	QB Justin Herbert	16
	L.V./N.O.	QB Derek Carr	16
5.	Det./LAR	QB Matthew Stafford	15
6.	Buf.	QB Josh Allen	13
	LAR/Det.	QB Jared Goff	13
	T.B.	QB Tom Brady	13

Herbert posted a game-winning drive in the fourth quarter or overtime of three-straight games in 2020, becoming just the third rookie to do so since the 1970 NFL-AFL merger. The two others — Ben Roethlisberger (2004) and Vince Young (2006) — also won Offensive Rookie of the Year honors from *The Associated Press*.

### ROOKIE QUARTERBACKS WITH THREE CONSECUTIVE GAME-WINNING DRIVES, SINCE 1970

Season	Team	Quarterback	Consecutive Games
2020	LAC	Justin Herbert*	3 (Dec. 13 — Dec. 27)
2006	Ten.	Vince Young*	3 (Nov. 26 — Dec. 10)
2004	Pit.	Ben Roethlisberger*	3 (Dec. 5 — Dec. 18)

\*Won AP Offensive Rookie of the Year

## THREADING THE NEEDLE ON THIRD DOWN

In his 79 career starts, Justin Herbert has been the one of the best passers in the NFL at moving the chains on third down. He has completed 460 passes on 754 attempts (61.0 pct.) for 5,505 yards and 50 touchdowns with 18 interceptions (95.5 passer rating). Herbert's 460 completions lead the NFL, while his 5,505 passing yards rank second on third down since 2020.

Herbert tied for the league lead with 14 touchdown passes on third down in 2020, good for the most by a rookie in the last 40 seasons. He has added 36 since then, giving him 50 third-down passing scores since entering the professional ranks, which is good for No. 2 over that span.

Herbert's 95.5 passer rating on third down ranks ninth in the NFL over the last five years among players with at least 300 passing attempts on third down.

### THIRD DOWN COMPLETIONS, NFL, SINCE 2020

Rank	Team/s	Player	Completions
1.	LAC	QB Justin Herbert	460
2.	K.C.	QB Patrick Mahomes	449
3.	LAR/Det.	QB Jared Goff	448
4.	Cin.	QB Joe Burrow	409
5.	Min./Atl.	QB Kirk Cousins	407

### THIRD DOWN PASSING YARDS, NFL, SINCE 2020

Rank	Team/s	Player	Passing Yards
1.	K.C.	QB Patrick Mahomes	6,013
2.	LAC	QB Justin Herbert	5,505
3.	L.V./N.O.	QB Derek Carr	5,219
4.	LAR/Det.	QB Jared Goff	5,179
5.	Min./Atl.	QB Kirk Cousins	4,940

### THIRD DOWN PASSING TOUCHDOWNS, NFL, SINCE 2020

Rank	Team/s	Player	Passing Touchdowns
1.	K.C.	QB Patrick Mahomes	63
2.	LAC	QB Justin Herbert	50
3.	Buf.	QB Josh Allen	48
4.	Min./Atl.	QB Kirk Cousins	46
5.	Cin.	QB Joe Burrow	40
	Det./LAR	QB Jared Goff	40

Herbert ranks No. 2 in the NFL with 327 passing first downs on third down over the past five seasons. He threw for 12 third-down conversions in 2021's Week 1 win at Washington, the most passing first downs in a single game on third down since Andrew Luck did so in 2012. Herbert sported a league-leading 79 passing first downs on third down in 2021.

### THIRD DOWN PASSING FIRST DOWNS, NFL, SINCE 2020

Rank	Team/s	Player	Passing First Downs
1.	K.C.	QB Patrick Mahomes	352
2.	LAC	QB Justin Herbert	327
3.	LAR/Det.	QB Jared Goff	301
4.	Buf.	QB Josh Allen	291
5.	Cin.	QB Joe Burrow	281

# JUSTIN HERBERT

## FEELING IT ON FOURTH DOWN

Since entering the NFL in 2020, **Justin Herbert** has been one of the league's top passers on fourth down. He threw a pair of fourth-down touchdowns in Week 10 of the 2023 season, giving him 10 passing scores on fourth down since coming into the NFL in 2020, ranking No. 4 in the league over that span.

### FOURTH DOWN PASSING TOUCHDOWNS, NFL, SINCE 2020

Rank	Team/s	Player	Passing Touchdowns
1.	Buf.	QB Josh Allen	12
	LAR/Det.	QB Jared Goff	12
	Min./Atl.	QB Kirk Cousins	12
<b>4.</b>	<b>LAC</b>	<b>QB Justin Herbert</b>	<b>10</b>
5.	Cin.	QB Joe Burrow	8
6.	Ari.	QB Kyler Murray	7
	Phi.	QB Jalen Hurts	7

Herbert also leads the NFL over that span in passing yards (596) and ranks No. 2 in completions (43). He has the third-most passing first downs (38) and ranks No. 4 in fourth-down passer rating (119.1) since 2020 among players with at least 30 passing attempts on fourth down.

### FOURTH DOWN COMPLETIONS, NFL, SINCE 2020

Rank	Team/s	Player	Completions
1.	LAR/Det.	QB Jared Goff	45
<b>2.</b>	<b>LAC</b>	<b>QB Justin Herbert</b>	<b>43</b>
3.	Min./Atl.	QB Kirk Cousins	41
4.	Cin.	QB Joe Burrow	33
5.	Jax.	QB Trevor Lawrence	31

### FOURTH DOWN PASSING YARDS, NFL, SINCE 2020

Rank	Team/s	Player	Passing Yards
<b>1.</b>	<b>LAC</b>	<b>QB Justin Herbert</b>	<b>596</b>
2.	Min./Atl.	QB Kirk Cousins	518
3.	LAR/Det.	QB Jared Goff	478
4.	Cin.	QB Joe Burrow	415
5.	Ari.	QB Kyler Murray	361

### FOURTH DOWN PASSING FIRST DOWNS, NFL, SINCE 2020

Rank	Team/s	Player	Passing First Downs
1.	LAR/Det.	QB Jared Goff	42
2.	Min./Atl.	QB Kirk Cousins	39
<b>3.</b>	<b>LAC</b>	<b>QB Justin Herbert</b>	<b>38</b>
4.	Cin.	QB Joe Burrow	29
5.	Ari.	QB Kyler Murray	28
	Jax.	QB Trevor Lawrence	28

### FOURTH DOWN PASSER RATING, MIN. 30 ATT., NFL, SINCE 2020

Rank	Team/s	Player	Passer Rating
1.	Cin.	QB Joe Burrow	124.6
2.	Mia.	QB Tua Tagovailoa	124.3
3.	Phi.	QB Jalen Hurts	121.4
<b>4.</b>	<b>LAC</b>	<b>QB Justin Herbert</b>	<b>119.1</b>
5.	Atl./Ind.	QB Matt Ryan	112.1

## LEGGING IT OUT

In the team's *Sunday Night Football* victory over Pittsburgh in Week 11 of the 2021 season, **Justin Herbert** threw for 382 yards and ran for 90 yards, becoming the only player to ever top 350 yards passing and 90 yards rushing in a single game. He was the fifth player ever to run for 90 yards and pass for 300 in the same game.

### QUARTERBACKS WITH 300 PASSING YARDS AND 90 RUSHING YARDS, SINGLE GAME, NFL HISTORY

Season (Wk)	Team	Quarterback	Pass Yds	Rush Yds
2022 (2)	Bal.	Lamar Jackson	318	119
2021 (14)	Buf.	Josh Allen	308	109
<b>2021 (11)</b>	<b>LAC</b>	<b>Justin Herbert</b>	<b>382</b>	<b>90</b>
2015 (15)	Car.	Cam Newton	340	100
2014 (7)	Sea.	Russell Wilson	313	106
2011 (5)	Phi.	Mike Vick	315	90
1989 (15)	Phi.	Randall Cunningham	306	92

## TARGET ACQUIRED

**Justin Herbert** has thrown touchdowns to 24 players, including 16 with multiple scores. He's most frequently thrown touchdowns to WR Keenan Allen, who caught 24 scores from Herbert. The first passing score of his career went to WR Jalen Guyton, who also caught the first touchdown of his career on the play.

### HERBERT'S CAREER TOUCHDOWN PASSES BY RECEIVER

Receiver	Touchdown Passes
WR Keenan Allen	24
WR Mike Williams	18
RB Austin Ekeler	16
TE Donald Parham Jr.	11
WR Quentin Johnston	9
WR Joshua Palmer	9
TE Gerald Everett	7
WR Jalen Guyton	7
WR Ladd McConkey	7
TE Jared Cook	4
TE Hunter Henry	4
WR DeAndre Carter	3
WR Tyron Johnson	3
WR Derius Davis	2
TE Will Dissly	2
FB Zander Horvath	2
FB Gabe Nabers	2
TE Stephen Anderson	1
WR DJ Chark Jr.	1
WR Simi Fehoko	1
TE Virgil Green	1
RB Hassan Haskins	1
TE Stone Smartt	1
RB Kimani Vidal	1
<b>Total (24 Receivers)</b>	<b>137</b>

# JUSTIN HERBERT

## A ROOKIE CAMPAIGN FOR THE AGES

### AWARDS

- *The Associated Press* Offensive Rookie of the Year
- *Professional Football Writers of America* Rookie of the Year
- PFWA Offensive Rookie of the Year
- PFWA All-Rookie Selection
- NFL Offensive Rookie of the Month (October)
- NFL Offensive Rookie of the Month (November)
- FedEx NFL Air Player of the Week – Week 11 vs. NYJ (voted by fans)
- Voted by fans as the Pepsi Zero Sugar Rookie of the Year
- Nine-time Pepsi Zero Sugar Rookie of the Week (voted by fans)

### RECORDS AT THE TIME

- Most passing touchdowns by a rookie quarterback ever (31).
- Most combined touchdowns by a rookie in NFL history (36).
- Most consecutive games by a rookie quarterback with multiple passing touchdowns in NFL history (seven).
- Most performances by a rookie quarterback with 300-plus passing yards in NFL history (eight).
- Most performances by a rookie quarterback with three-plus touchdowns in NFL history (six).
- Most games by a rookie quarterback with multiple touchdown passes in NFL history (10).
- Most completions ever by a rookie quarterback (396).
- Youngest player ever to throw 30 touchdowns in a single season, doing so at 22 years, 299 days old.
- Tied for the longest streak of game-winning drives (three games) in the fourth quarter or overtime by a rookie quarterback in the Super Bowl era (since 1966).
- Recorded the first win in pro football history by a rookie quarterback while posting 300 passing yards, three touchdown passes, a rushing score and no interceptions.
- Most passing touchdowns by a rookie quarterback in a game (four) and a half (three) in *Monday Night Football* history.
- Tied for the longest streak of games with three-plus touchdown passes by a rookie quarterback in NFL history (four).
- Tied for the most 300-yard passing performances in a player's first two career games (two).
- Became the first player since at least 1970 to register over 1,500 passing yards and a 100-plus passer rating through the first five games of a career.
- Set marks for the most passing attempts, completions, passing yards and touchdown passes by a rookie quarterback in Chargers history.
- Recorded the most single-game rushing yards by a quarterback in team annals (66 in Week 7 vs. Jax.).

### ACCOMPLISHMENTS AND OTHER NOTES AT THE TIME

- Ranked second among rookie quarterbacks in NFL history with 4,336 passing yards on the season.
- Joined Patrick Mahomes as the only players in history to eclipse 4,000 passing yards in the first 14 starts of a career.
- Became the second player in NFL history to top 250 passing yards in each of the first seven games of a career (Mahomes).
- Threw a touchdown pass in each of his first 10 games played, the second-longest streak to open a career in NFL history.
- Threw for 277 yards in the first half of Week 11, the most by any rookie quarterback in a first half over the last 40 seasons.
- Became the third quarterback in NFL history to have 300 passing yards and a rushing score in a debut.
- Threw for the fourth-most passing yards in a debut since 1970.
- Became the first quarterback to throw a touchdown and run for a score in the first half of a debut since 1954.

## OFFENSIVE ROOKIE OF THE YEAR

**Justin Herbert** earned widespread recognition as the Offensive Rookie of the Year, including as the 10th quarterback in history to win the honor from *The Associated Press*. Herbert was also selected by *Professional Football Writers of America* as Rookie of the Year and Offensive Rookie of the Year – becoming the second and seventh quarterback to win those awards, respectively. He is the first player in history to be recognized with all three honors.

### QUARTERBACKS TO WIN AP OFFENSIVE ROOKIE OF THE YEAR

Season	Team	Player	Combined TDs
2023	Hou.	C.J. Stroud	26
<b>2020</b>	<b>LAC</b>	<b>Justin Herbert</b>	<b>36</b>
2019	Ari.	Kyler Murray	24
2016	Dal.	Dak Prescott	29
2012	Was.	Robert Griffin III	27
2011	Car.	Cam Newton	35
2010	StL	Sam Bradford	19
2008	Atl.	Matt Ryan	17
2006	Ten.	Vince Young	19
2004	Pit.	Ben Roethlisberger	18
1970	Buf.	Dennis Shaw	10

## HOT OUT OF THE GATE

**Justin Herbert** kicked off his career with a pair of historic streaks. As a rookie, he tossed a touchdown pass in each of the first 10 games of his career, just one less than the all-time record. Herbert's streak of games with 250-plus passing yards to start a career ended at seven contests, ranking second in NFL history.

### PLAYERS WITH A PASSING TOUCHDOWN, CONSECUTIVE GAMES TO START CAREER, NFL HISTORY

Rank	Team	Player	Consecutive Games
1.	Was.	QB Mark Rypien	11
<b>2.</b>	<b>LAC</b>	<b>QB Justin Herbert</b>	<b>10</b>
3.	Den.	QB Jay Cutler	9

### PLAYERS WITH 250 PASSING YARDS, CONSECUTIVE GAMES TO START CAREER, NFL HISTORY

Rank	Team	Player	Consecutive Games
1.	K.C.	QB Patrick Mahomes	10
<b>2.</b>	<b>LAC</b>	<b>QB Justin Herbert</b>	<b>7</b>
3.	—	Seven Other Players	2

# JUSTIN HERBERT IN PRIMETIME

## A PRIME-TIME PRODIGY

Since entering the NFL, **Justin Herbert** has made 21 starts in primetime, leading the Bolts to wins on each of the regularly-slated prime-time games — *Thursday Night Football*, *Sunday Night Football* and *Monday Night Football*.

He has been one of the best quarterbacks under the lights since entering the NFL in 2020, with his 94.0 passer rating in prime-time games ranking No. 9 in the NFL over the that span among players with at least 500 prime-time passing attempts.

### PRIME-TIME PASSER RATING, MIN. 500 ATT., SINCE 2020

Rank	Team/s	Player	Passer Rating
1.	G.B./NYJ	QB Aaron Rodgers	113.2
2.	Buf.	QB Josh Allen	104.5
3.	Bal.	QB Lamar Jackson	101.1
4.	Cin.	QB Joe Burrow	100.1
5.	Dal.	QB Dak Prescott	99.6
6.	K.C.	QB Patrick Mahomes	96.8
7.	Sea./Den./Pit.	QB Russell Wilson	96.0
8.	LAR/Det.	QB Jared Goff	94.8
9.	LAC	QB Justin Herbert	94.0
10.	Det./LAR	QB Matthew Stafford	90.4

Herbert has thrown 35 touchdown passes in his 21 prime-time starts, ranking No. 6 in the NFL in primetime since he entered the league in 2020.

### PRIME-TIME PASSING TOUCHDOWNS, SINCE 2020

Rank	Team/s	Player	Passing Touchdowns
1.	Buf.	QB Josh Allen	57
2.	K.C.	QB Patrick Mahomes	53
	G.B./NYJ	QB Aaron Rodgers	53
4.	Bal.	QB Lamar Jackson	38
5.	Dal.	QB Dak Prescott	37
6.	LAC	QB Justin Herbert	35
7.	LAR/Det.	QB Jared Goff	31
	Sea./Den./Pit.	QB Russell Wilson	31

## SUNDAY NIGHT FOOTBALL

**Justin Herbert** has appeared in nine career games on *Sunday Night Football*, totaling 2,633 passing yards and 17 touchdowns with five interceptions on 245-of-371 passing (66.0 pct.) for a 96.3 passer rating. In four of those games, Herbert has registered a completion percentage of at least 65.0 and attempted at least 40 passes, tied for the third-most of those performances since the program's inception in 2006.

In the team's Week 14 win on *SNF* in 2022, Herbert completed 39 passes on 51 attempts (76.5 pct.) for 367 yards and a touchdown with zero interceptions (102.3 rating). His 76.5 completion percentage was the best ever in a Sunday night contest by a quarterback to throw zero interceptions and 45-plus attempts.

### HIGHEST COMPLETION PCT., SUNDAY NIGHT GAME, MIN. 45 ATT., AND ZERO INTERCEPTIONS, NFL HISTORY

Rk.	Team	Game	Player	Comp. Pct.
1.	LAC	Dec. 11, 2022 vs. Mia.	QB Justin Herbert	76.5
2.	T.B.	Oct. 2, 2022 vs. K.C.	QB Tom Brady	75.0
3.	N.E.	Oct. 27, 1996 vs. Buf.	QB Drew Bledsoe	71.1
4.	K.C.	Nov. 14, 2021 at L.V.	QB Patrick Mahomes	70.0

Herbert completed his first 15 passes of the team's 2023 Week 8 win over Chicago on *SNF*, finishing with 298 yards and three touchdowns with zero interceptions on 31-of-40 passing (77.5 pct.) to register a 122.7 passer rating. Herbert's completion percentage was the fourth-highest in a Sunday night contest in NFL history among players with at least 40 passing attempts and zero interceptions.

### HIGHEST COMPLETION PCT., SUNDAY NIGHT GAME, MIN. 40 ATT., AND ZERO INTERCEPTIONS, NFL HISTORY

Rk.	Team	Game	Player	Comp. Pct.
1.	N.O.	Nov. 10, 2013 vs. Dal.	QB Drew Brees	82.9
2.	Mia.	Nov. 5, 2017 vs. Oak.	QB Jay Cutler	81.0
3.	N.O.	Oct. 4, 2015 vs. Dal.	QB Drew Brees	80.5
4.	LAC	Oct. 29, 2023 vs. Chi.	QB Justin Herbert	77.5
5.	LAC	Dec. 11, 2022 vs. Mia.	QB Justin Herbert	76.5

Herbert made his first career appearance on *SNF* in Week 11 of 2021 against Pittsburgh, throwing for 382 yards and three touchdowns with an interception on 31-of-40 passing (73.2 pct.) for a 116.1 passer rating. He added 90 rushing yards to become the first player ever to have at least 350 yards passing and 90 yards rushing in a single game.

His 116.1 passer rating was the best in a quarterback's first career start on *SNF* with at least 40 passing attempts since the program began in 2006. It was also the best passer rating by a quarterback ever in their first career start in a Sunday night game (min. 40 att.).

### PASSER RATING, FIRST CAREER START IN A SUNDAY NIGHT GAME, MINIMUM 40 ATTEMPTS, NFL HISTORY

Rk.	Team	Game	Player	Passer Rtg.
1.	LAC	Nov. 21, 2021 vs. Pit.	QB Justin Herbert	116.1
2.	Ari.	Oct. 2, 2005 vs. S.F.	QB Josh McCown	109.4
3.	StL	Nov. 18, 2001 at N.E.	QB Kurt Warner	105.4

# JUSTIN HERBERT IN PRIMETIME

## THURSDAY NIGHT FOOTBALL

**Justin Herbert** has made four appearances on *Thursday Night Football*, leading the Chargers to a pair of victories. In those four games, Herbert has completed 67.1 percent of his passes (100-of-149) for 1,168 yards and nine touchdowns with three interceptions (102.4 rating).

Since entering the NFL in 2020, Herbert has led the Bolts to a pair of come-from-behind wins on *Thursday Night Football*, tying for the most in the NFL on *TNF* in that span.

### FOURTH QUARTER/OVERTIME COMEBACK WINS, THURSDAY NIGHT FOOTBALL, NFL, SINCE 2020

Rk.	Team/s	Player	4Q/OT Comeback Wins
1.	LAC	QB Justin Herbert	2
	Cin.	QB Joe Burrow	2
	LAR/Det.	QB Jared Goff	2
	Min./Atl.	QB Kirk Cousins	2
	Phi./Ind./LAR/K.C.	QB Carson Wentz	2
6.	—	14 Other Players	1

Herbert recorded his first career comeback win in the fourth quarter or overtime as a rookie in 2020 in Week 15 at Las Vegas, leading the Bolts to a 30-27 overtime victory. He finished the game with 314 passing yards and two touchdowns on 22-of-32 passing (68.8 pct.) for a 121.1 passer rating. Herbert added a rushing touchdown in overtime to secure the victory.

At 22 years, 282 days old, Herbert became the second-youngest player to mount a come-from-behind win in the fourth quarter or overtime of a Thursday night game in NFL history.

### YOUNGEST QUARTERBACKS TO LEAD A COME-FROM-BEHIND WIN IN FOURTH QUARTER OR OVERTIME, THURSDAY NIGHT GAMES, NFL HISTORY

Rk.	Team	Game	Player	Age (Yrs-Days)
1.	S.F.	Dec. 14, 2006 at Sea.	QB Alex Smith	22-221
2.	LAC	Dec. 17, 2020 at L.V.	QB Justin Herbert	22-282
3.	Dal.	Dec. 1, 2016 at Min.	QB Dak Prescott	23-125

## MONDAY NIGHT FOOTBALL

In eight appearances on *Monday Night Football*, **Justin Herbert** has thrown for 1,889 yards and nine scores with three interceptions on 192-of-302 passing (63.6 pct.) for a 86.9 passer rating.

In 2020, Herbert tossed four touchdown passes on *Monday Night Football*, setting the program's single-game rookie passing touchdown record. He added three touchdowns in the lone Monday night contest in 2021, making him one of four players with seven or more touchdown passes in their first two starts on *MNF* since the program began in 1970.



# LADD McCONKEY

## McCONKEY SETS TEAM ROOKIE RECORDS

In his rookie season, **WR Ladd McConkey** paced the team in receptions (82) and receiving yards (1,149), while ranking second in touchdown grabs (seven). He set team rookie records with his 82 catches and 1,149 yards, while his seven touchdown grabs are the fourth-most in a season in team history by a rookie.

### RECEPTIONS, ROOKIES, CHARGERS HISTORY

Rank	Season	Player	Receptions
1.	2024	<b>WR Ladd McConkey</b>	<b>82</b>
2.	2013	WR Keenan Allen	71
3.	2001	RB LaDainian Tomlinson	59
4.	1978	WR John Jefferson	56
5.	1981	RB James Brooks	46

### RECEIVING YARDS, ROOKIES, CHARGERS HISTORY

Rank	Season	Player	Receiving Yards
1.	2024	<b>WR Ladd McConkey</b>	<b>1,149</b>
2.	2013	WR Keenan Allen	1,046
3.	1978	WR John Jefferson	1,001
4.	1988	WR Anthony Miller	526
5.	1996	WR Charlie Jones	524

In the team's Week 11 win over Cincinnati, McConkey recorded a career-best 123 yards on six receptions (20.5 avg.). It was the seventh-most receiving yards in a single game by a Chargers rookie ever and the most by a Bolts rookie in a game since 2013.

### MOST RECEIVING YARDS, ROOKIES, SINGLE GAME, CHARGERS HISTORY

Rank	Game	Player	Rec. Yds
1	Dec. 4, 1978 vs. Chi.	WR John Jefferson	155
2.	Dec. 17, 1978 at Hou. ^	WR John Jefferson	149
3.	Nov. 3, 1974 vs. Cle.	WR Harrison Davis	142
4.	Nov. 12, 1978 vs. K.C.	WR John Jefferson	130
5.	Nov. 3, 2013 at Was.	WR Keenan Allen	128
6.	Nov. 24, 2013 at K.C.	WR Keenan Allen	124
<b>7.</b>	<b>Nov. 17, 2024 vs. Cin.</b>	<b>WR Ladd McConkey</b>	<b>123</b>
8.	Nov. 3, 1974 vs. Cle.	RB Don Woods	119

*^Houston Oilers*

In Week 13, McConkey hauled in 117 receiving yards, his third 100-yard performance of the season. 105 of those yards came in the first half, the most ever by a Chargers rookie in a single first half. McConkey's three 100-yard receiving games tied for the second-most by a rookie in team history.

### GAMES WITH 100-PLUS RECEIVING YARDS, ROOKIES, CHARGERS HISTORY

Rank	Season	Player	Games
1.	2013	WR Keenan Allen	5
<b>2.</b>	<b>2024</b>	<b>WR Ladd McConkey</b>	<b>3</b>
	1978	WR John Jefferson	3
4.	—	Six Other Players	1



## McCONKEY A STANDOUT ROOKIE

**WR Ladd McConkey** stood out amongst first-year players, ranking No. 4 in receptions (82) and receiving yards (1,149) among rookies, while his seven touchdown grabs tied for the fourth-most among rookies in 2024. He was the only rookie with at least 50 catches this season to have been selected outside of the first round.

The Georgia product moved the chains or scored on 63.4 percent of his receptions in 2024, the best rate among rookies with at least 70 catches.

### RECEPTIONS, ROOKIES, NFL, 2024

Rank	Team	Player	Receptions
1.	L.V.	TE Brock Bowers	112
2.	NYG	WR Malik Nabers	109
3.	Jax.	WR Brian Thomas Jr.	87
<b>4.</b>	<b>LAC</b>	<b>WR Ladd McConkey</b>	<b>82</b>
5.	Ari.	WR Marvin Harrison Jr.	62

### RECEIVING YARDS, ROOKIES, NFL, 2024

Rank	Team	Player	Receiving Yards
1.	Jax.	WR Brian Thomas Jr.	1,282
2.	NYG	WR Malik Nabers	1,204
3.	L.V.	TE Brock Bowers	1,194
<b>4.</b>	<b>LAC</b>	<b>WR Ladd McConkey</b>	<b>1,149</b>
5.	Ari.	WR Marvin Harrison Jr.	885

### RECEIVING TOUCHDOWNS, ROOKIES, NFL, 2024

Rank	Team	Player	Receiving Touchdowns
1.	Jax.	WR Brian Thomas Jr.	10
2.	Ari.	WR Marvin Harrison Jr.	8
	T.B.	WR Jalen McMillan	8
<b>4.</b>	<b>LAC</b>	<b>WR Ladd McConkey</b>	<b>7</b>
	NYG	WR Malik Nabers	7
6.	K.C.	WR Xavier Worthy	6

### RECEIVING 1ST DOWN PCT., ROOKIES, MIN. 70 REC., NFL, 2024

Rank	Team	Player	Rec. 1st Down Pct.
<b>1.</b>	<b>LAC</b>	<b>WR Ladd McConkey</b>	<b>63.4</b>
2.	Jax.	WR Brian Thomas Jr.	60.9
3.	L.V.	TE Brock Bowers	54.5
4.	NYG	WR Malik Nabers	50.5

# LADD McCONKEY



## AMONG THE NFL'S BEST

**WR Ladd McConkey** caught 82 passes for 1,149 yards (14.0 avg.) and seven touchdowns this season, ranking No. 3 in yards per reception among all NFL players with at least 80 receptions.

### RECEIVING AVERAGE, MIN. 80 REC., NFL, 2024

Rank	Team	Player	Receiving Avg.
1.	Min.	WR Justin Jefferson	14.9
2.	Jax.	WR Brian Thomas Jr.	14.7
<b>3.</b>	<b>LAC</b>	<b>WR Ladd McConkey</b>	<b>14.0</b>
4.	Cle.	WR Jerry Jeudy	13.7
5.	Cin.	WR Ja'Marr Chase	13.4
6.	Was.	WR Terry McLaurin	13.4

## McCONKEY KEEPS CLIMBING

In his NFL postseason debut, **WR Ladd McConkey** turned in a record-setting performance, totaling 197 receiving yards on nine receptions (21.9 avg.), including an 86-yard touchdown. His 197 receiving yards set an NFL postseason rookie record, while his 86-yard touchdown was the second-longest reception by a rookie in postseason history.

### MOST RECEIVING YARDS, ROOKIES, SINGLE POSTSEASON GAME, NFL HISTORY

Rk.	Team	Game	Player	Rec. Yds
<b>1.</b>	<b>LAC</b>	<b>Jan. 11, 2025 at Hou.*</b>	<b>WR Ladd McConkey</b>	<b>197</b>
2.	LAR	Jan. 14, 2024 at Det.†	WR Puka Nacua	181
3.	Sea.	Jan. 5, 2020 at Phi.†	WR DK Metcalf	160
4.	Phi.	Jan. 9, 2010 at Dal.†	WR Jeremy Maclin	146
5.	S.D.	Jan. 12, 2014 at Den.**	WR Keenan Allen	142
	Phi.	Dec. 31, 1988 at Chi.††	TE Keith Jackson	142

### LONGEST RECEPTION, ROOKIES, POSTSEASON, NFL HISTORY

Rk.	Team	Game	Player	Length
1.	N.O.	Jan. 21, 2007 at Chi.†††	RB Reggie Bush	88^
<b>2.</b>	<b>LAC</b>	<b>Jan. 11, 2025 at Hou.*</b>	<b>WR Ladd McConkey</b>	<b>86^</b>
3.	Phi.	Jan. 9, 2010 at Dal.†	WR Jeremy Maclin	76^
4.	Cin.	Jan. 8, 2006 vs. Pit.*	WR Chris Henry	66
5.	Phi.	Dec. 31, 1988 at Chi.††	TE Keith Jackson	65

^Touchdown  
 \*AFC Wild Card  
 \*\*AFC Divisional  
 †NFC Wild Card  
 ††NFC Divisional  
 †††NFC Championship

# DERWIN JAMES JR.



## A SWISS-ARMY KNIFE

This past season, **Derwin James Jr.**, recorded 93 tackles, 5.5 sacks, 10 tackles for loss, an interception and seven passes defended. He's one of just five players in the NFL this season — and only defensive back — to have at least 70 tackles, five sacks, an interception and five pass breakups.

### PLAYERS WITH 70 TACKLES, FIVE SACKS, AN INTERCEPTION AND FIVE PASSES DEFENDED, NFL, 2024

Rk.	Team	Player	Sacks	PDs	INTs	Tackles
1.	T.B.	LB Lavonte David	5.5	6	1	122
2.	Was.	LB Frankie Luvu	8.0	7	1	99
3.	LAC	<b>S Derwin James Jr.</b>	<b>5.5</b>	<b>7</b>	<b>1</b>	<b>93</b>
4.	Min.	OLB Andrew Van Ginkel	11.5	6	2	79

## MAKING AN IMPACT

**Derwin James Jr.**, eclipsed 500 career tackles in his 67th career game, doing so faster than any defensive back since the turn of the century. With 590 tackles in 82 career games, James is on pace to set the mark for the fewest games to reach 600 tackles.

### FEWEST GAMES TO 500 TACKLES, DEFENSIVE BACKS, NFL, SINCE 2000

Rank	Team/s	Player	Games
1.	LAC	<b>S Derwin James Jr.</b>	<b>67</b>
2.	NYG/Was.	S Landon Collins	68
3.	NYG/Oak./Mia.	S Gibril Wilson	71

### FEWEST GAMES TO 600 TACKLES, DEFENSIVE BACKS, NFL, SINCE 2000

Rank	Team	Player	Games
1.	NYG/Was.	S Landon Collins	84
2.	G.B.	S Morgan Burnett	87
3.	Ari.	S Budda Baker	89
—	LAC	<b>S Derwin James Jr.</b>	<b>82</b>

## GETTING AFTER THE QUARTERBACK

**Derwin James Jr.**, recorded a single-season career-best 5.5 sacks in 2024, giving him 17.0 for his career. The 17.0 sacks are tied for the third-most by any defensive back in their first seven pro seasons since the individual sack became a statistic in 1982.

### SACKS, DEFENSIVE BACKS, FIRST SEVEN SEASONS, NFL, SINCE 1982

Rank	Team/s	Player	Sacks
1.	NYJ/Sea.	S Jamal Adams	21.5
2.	StL/Was./Chi.	S Adam Archuleta	18.0
3.	LAC	<b>S Derwin James Jr.</b>	<b>17.0</b>
	Hou.^	S Keith Bostic	17.0
	N.O.	S Roman Harper	17.0
	T.B.	S Antoine Winfield Jr.	17.0
7.	Ari.	S Adrian Wilson	16.0
	Chi.	DB Dave Duerson	16.0
	Dal.	DB Bill Bates	16.0
	S.D.	S Rodney Harrison	16.0
11.	T.B.	CB Ronde Barber	15.0

*^Houston Oilers*

In the Week 17 victory at New England, James recorded a career-high two sacks, both of which came on fourth down. It's the most fourth-down sacks in a single game by any defensive back and just the sixth performance of two-plus sacks on fourth down since the individual sack became an official statistic in 1982.

### SACKS, FOURTH DOWN, SINGLE GAME, NFL, SINCE 1982

Rk.	Team	Game	Player	Sacks
1.	LAC	<b>Dec. 28, 2024 at N.E.</b>	<b>S Derwin James Jr.</b>	<b>2.0</b>
	Min.	Jan. 9, 2022 vs. Chi.	LB D.J. Wonnum	2.0
	Phi.	Sept. 12, 2021 at Atl.	DL Javon Hargrave	2.0
	Phi.	Dec. 30, 2018 at Was.	DT Fletcher Cox	2.0
	Min.	Sept. 30, 2012 at Det.	DE Everson Griffen	2.0
	StL	Nov. 30, 2003 vs. Min.	DE Leonard Little	2.0
7.	S.F.	Nov. 29, 2009 vs. Jax.	DT Justin Smith	1.5

# DERWIN JAMES JR.

## AMONG THE BEST THROUGH 80 GAMES

**Derwin James Jr.**, who has appeared in 82 career games, recorded 585 tackles, 31 tackles for loss and 15.0 sacks in his first 80 career games played. He was just the seventh NFL player and the first defensive back to record 550 tackles, 30 tackles for loss and 15.0 sacks within the first 80 games of a career since tackles for loss began being tracked in 2008.

### PLAYERS WITH 500 TACKLES, 25 TACKLES FOR LOSS AND 10 SACKS, FIRST 80 CAREER GAMES, NFL, SINCE 2008

Seasons	Team/s	Player	Sacks	TFL	Tackles
2018-24	LAC	<b>S Derwin James Jr.</b>	15.0	31	585
2019-24	T.B./Hou.	LB Devin White	23.0	40	576
2018-23	Ind./Phi.	LB Shaquille Leonard	16.0	34	628
2018-23	Chi./Bal.	LB Roquan Smith	19.5	56	713
2012-17	Sea.	LB Bobby Wagner	15.5	38	715
2012-17	T.B.	LB Lavonte David	18.0	87	679
2007-12	S.F.	LB Patrick Willis	17.0	37	727

James is also one of eight players — and the only defensive back — since the turn of the century to post 550 tackles, five interceptions and 15 sacks within the first 80 games of a career.

### PLAYERS WITH 550 TACKLES, FIVE INTERCEPTIONS AND 15 SACKS, FIRST 80 CAREER GAMES, NFL, SINCE 2000

Seasons	Team/s	Player	Sacks	INTs	Tackles
2018-24	LAC	<b>S Derwin James Jr.</b>	15.0	9	585
2018-23	Ind./Phi.	LB Shaquille Leonard	16.0	12	628
2018-23	Chi./Bal.	LB Roquan Smith	19.5	8	713
2012-17	Sea.	LB Bobby Wagner	15.5	7	715
2012-17	T.B.	LB Lavonte David	18.0	10	679
2007-12	S.F.	LB Patrick Willis	17.0	6	727
2007-12	NYJ	LB David Harris	19.5	6	555
2000-05	Chi.	LB Brian Urlacher	32.5	7	640

## DERWIN'S PICKS AND SACKS BY PASSER

**Derwin James Jr.**, has recorded nine interceptions and 17.0 sacks in his career. He has brought down Patrick Mahomes the most, totaling three sacks of the Texas Tech product. Below is a look at his career regular-season sacks and interceptions by passer:

### REGULAR-SEASON CAREER INTs BY PASSER (9)

INTs	Passer	Most Recent INT
1	QB Tyson Bagent	Oct. 29, 2023 vs. Chi.
	QB Derek Carr	Oct. 4, 2021 vs. L.V.
	QB Kirk Cousins	Dec. 1, 2024 at Atl.
	QB Nick Foles	Dec. 26, 2022 at Ind.
	QB Jared Goff	Sept. 23, 2018 at LAR
	QB Drew Lock	Nov. 28, 2021 at Den.
	QB Kyler Murray	Nov. 27, 2022 at Ari.
	QB Ben Roethlisberger	Dec. 2, 2018 at Pit.
	QB Josh Rosen	Nov. 25, 2018 vs. Ari.

### REGULAR-SEASON CAREER SACKS BY PASSER (17.0)

Sacks	Passer	Most Recent Sack
3.0	QB Patrick Mahomes	Dec. 8, 2024 at K.C.
2.0	QB Drake Maye	Dec. 28, 2024 at N.E.
1.5	QB Baker Mayfield	Oct. 10, 2021 vs. Cle.
1.0	QB Josh Allen	Sept. 16, 2018 at Buf.
	QB C.J. Beathard	Sept. 30, 2018 vs. S.F.
	QB Joe Burrow	Nov. 17, 2024 vs. Cin.
	QB Derek Carr	Sept. 11, 2022 vs. L.V.
	QB Justin Fields	Sept. 22, 2024 at Pit.
	QB Lamar Jackson	Nov. 25, 2024 vs. Bal.
	QB Marcus Mariota	Nov. 6, 2022 at Atl.
	QB Jarrett Stidham	Dec. 31, 2023 at Den.
	QB Russell Wilson	Oct. 17, 2022 vs. Den.
	QB Bailey Zappe	Dec. 3, 2023 at N.E.
0.5	QB Dak Prescott	Sept. 19, 2021 vs. Dal.

# KHALIL MACK

## RETURN OF THE MACK

Since entering the NFL in 2014, **Khalil Mack** has totaled 107.5 sacks, good for the third-most over that span. He's one of football's top defenders at forcing turnovers, No. 2 in forced fumbles and strip-sacks since entering the NFL.

Mack's 256 career hurries lead the league since he entered the NFL in 2014, while his 454 pressures rank No. 2 over that span.

### SACKS, NFL, SINCE 2014

Rank	Team/s	Player	Sacks
1.	LAR	DT Aaron Donald	111.0
2.	Pit.	LB T.J. Watt	108.0
3.	<b>Oak./Chi./LAC</b>	<b>OLB Khalil Mack</b>	<b>107.5</b>
4.	Cle.	DE Myles Garrett	102.5
5.	N.O.	DE Cameron Jordan	100.0

### FORCED FUMBLES, NFL, SINCE 2014

Rank	Team/s	Player	Forced Fum.
1.	Pit.	LB T.J. Watt	33
1.	<b>Oak./Chi./LAC</b>	<b>OLB Khalil Mack</b>	<b>32</b>
3.	N.E./Ari./L.V.	OLB Chandler Jones	30
4.	T.B.	LB Lavonte David	29
5.	LAR	DT Aaron Donald	24

### STRIP-SACKS, NFL, SINCE 2014

Rk.	Team/s	Player	Strip Sacks
1.	N.E./Ari./L.V.	OLB Chandler Jones	26
2.	<b>Oak./Chi./LAC</b>	<b>OLB Khalil Mack</b>	<b>24</b>
3.	Pit.	LB T.J. Watt	23
4.	Cle.	DE Myles Garrett	19
	Den./T.B.	OLB Shaquil Barrett	19
6.	LAR	DT Aaron Donald	18
	StL/LAR/Mia./Dal./Chi./Phi.	LB Robert Quinn	18
	Jax./Min./Bal./L.V./Ind./Chi.	DE Yannick Ngakoue	18

### QUARTERBACK HURRIES, NFL, SINCE 2014

Rank	Team/s	Player	Hurries
1.	<b>Oak./Chi./LAC</b>	<b>OLB Khalil Mack</b>	<b>256</b>
2.	Den./LAR/Buf.	OLB Von Miller	215
3.	LAR	DT Aaron Donald	214
	N.O.	DE Cameron Jordan	214
5.	Buf./Hou.	DL Jerry Hughes	204

### DEFENSIVE PRESSURES, NFL, SINCE 2014

Rank	Team/s	Player	Pressures
1.	LAR	DT Aaron Donald	475
2.	<b>Oak./Chi./LAC</b>	<b>OLB Khalil Mack</b>	<b>454</b>
3.	N.O.	DE Cameron Jordan	405
4.	Den./LAR/Buf.	OLB Von Miller	404
5.	Hou./Ari.	DE J.J. Watt	393



## A DECADE-LONG STREAK OF SUCCESS

Since his second year in the NFL in 2015, **Khalil Mack** has recorded at least six sacks in each season. He finished with six sacks in the 2024 season to extend the streak to 10 seasons. The 10 consecutive seasons with six-plus sacks is the longest active streak in the NFL and among the longest in NFL history.

### CONSECUTIVE SEASONS WITH SIX-PLUS SACKS, NFL HISTORY

Rk.	Team/s	Player	Consecutive Seasons
1.	Phi./G.B.	DE Reggie White*	14 (1985-98)
2.	Min./Atl./S.F.	DE Chris Doleman*	13 (1987-99)
3.	Min./Sea.	DT John Randle*	12 (1991-2002)
4.	N.O.	DE Cameron Jordan	11 (2012-22)
	Dal./Den.	OLB DeMarcus Ware*	11 (2005-15)
	K.C.	LB Derrick Thomas*	11 (1989-99)
	Min./Det./N.E.	DT Henry Thomas	11 (1988-98)
	Rai.^/Hou.^/G.B.	DE Sean Jones	11 (1985-95)
	N.O./	OLB Rickey Jackson*	11 (1983-93)
10.	<b>Oak./Chi./LAC</b>	<b>OLB Khalil Mack</b>	<b>10 (2015-Present)</b>
	Cin./Sea.	DE Carlos Dunlap	10 (2012-21)
	Car./Chi./G.B.	DE Julius Peppers*	10 (2008-17)
	K.C./Min.	DE Jared Allen	10 (2004-13)
	Ind.	DE Robert Mathis	10 (2004-13)
	Phx.^/Was.	LB Ken Harvey	10 (1988-97)
	Chi	DE Richard Dent*	10 (1984-93)
	NYG	Lawrence Taylor*	10 (1982-91)

\*Pro Football Hall of Famer

^Los Angeles Raiders

^^Houston Oilers

^^^Phoenix Cardinals

# KHALIL MACK

## MACK DROPS SIX SACKS IN VICTORY



**Khalil Mack** had a historic performance in the team's 2023 Week 4 win over the Raiders. He set a single-game team record and career high with six sacks, including a pair of strip-sacks. It was the first six-sack performance by any NFL player since 2017 and just the sixth since the stat began being tracked in 1982.

Mack added 10 tackles (eight solo), five tackles for loss, four quarterback hits and a pass defended. He was the only player since at least 2000 to have six sacks and at least 10 tackles in a single game. He was recognized as AFC Defensive Player of the Week for his performance, the fourth weekly award of his career.

Along with his five-sack performance in 2015, Mack joined Hall of Fame LB Derrick Thomas as the only players with multiple games of five or more sacks since the stat started being tracked in 1982.

### SACKS, SINGLE GAME, NFL, SINCE 1982

Rk.	Team	Game	Player	Sacks
1.	K.C.	Nov. 11, 1990 vs. Sea.	LB Derrick Thomas	7.0
2.	LAC	Oct. 1, 2023 vs. L.V.	OLB Khalil Mack	6.0
	Atl.	Nov. 12, 2017 vs. Dal.	DL Adrian Clayborn	6.0
	NYG	Sept. 30, 2007 vs. Phi.	DE Osi Umenyiora	6.0
	K.C.	Sept. 6, 1998 vs. Oak.	LB Derrick Thomas	6.0
	S.F.	Nov. 13, 1983 vs. N.O.	DE Fred Dean	6.0
7.	S.F.	Nov. 19, 2012 vs. Chi.	OLB Aldon Smith	5.5
	Det.	Sept. 4, 1983 at T.B.	DE William Gay	5.5

### SACKS, SINGLE GAME, CHARGERS, SINCE 1982

Rank	Game	Player	Sacks
1.	Oct. 1, 2023 vs. L.V.	OLB Khalil Mack	6.0
	Nov. 16, 1986 vs. Dal.	DE Leslie O'Neal	5.0
3.	Dec. 18, 2011 vs. Bal.	OLB Antwan Barnes	4.0
	Oct. 3, 2010 vs. Ari.	LB Shaun Phillips	4.0
	Oct. 22, 1995 at Sea.	DE Leslie O'Neal	4.0
	Dec. 6, 1992 at Phx.*	DE Leslie O'Neal	4.0
	Dec. 22, 1991 vs. Den.	DE Leslie O'Neal	4.0

\*Phoenix Cardinals

## MACK MAKES HISTORY

**Khalil Mack** eclipsed 12 sacks in 2023, the third season of his career with at least 12 sacks — and with his third franchise. He joined Hall of Famer Kevin Greene as the only two players to have a 12-sack season with three different franchises since the individual sack became an official statistic in 1982.

### PLAYERS WITH 12-SACK SEASON WITH THREE DIFFERENT FRANCHISES, NFL, SINCE 1982

Player	Teams (Seasons)
OLB Khalil Mack	Raiders ('15), Bears ('18), Chargers ('23)
LB Kevin Greene*	Rams ('88-90), Steelers ('93-94), Panthers ('96, '99)

\*Pro Football Hall of Famer

## MACK TOPS 100 CAREER SACKS

In the 150th regular-season game of his career, **OLB Khalil Mack** eclipsed 100 career sacks in the second quarter on a nine-yard takedown. Now 167 games into his career, Mack's 107.5 sacks rank No. 5 among active NFL players.

### SACKS, ACTIVE NFL PLAYERS

Rank	Team/s	Player	Sacks
1.	Den./LAR/Buf.	OLB Von Miller	129.5
2.	N.O.	DE Cameron Jordan	121.5
3.	Ari./Jax./Bal./Atl./Mia.	DL Calais Campbell	110.5
4.	Pit.	LB T.J. Watt	108.0
5.	Oak./Chi./LAC	OLB Khalil Mack	107.5
6.	Cle.	DE Myles Garrett	102.5
	Min./Hou.	DE Danielle Hunter	99.5

## MACK ATTACK

By setting his career high with 17.0 sacks in 2023, **Khalil Mack** tied for the most sacks in a single season by a Charger since the individual sack began being tracked in 1982.

Mack forced a total of five fumbles in 2023, including four that were strip-sacks. Since forced fumbles began being tracked in 1994, Mack's five tied for the third-most by a Charger in a single season.

### SACKS, SINGLE SEASON, CHARGERS, SINCE 1982

Rank	Season	Player	Sacks
1.	2023	OLB Khalil Mack	17.0
	2006	LB Shawne Merriman	17.0
	1992	DE Leslie O'Neal	17.0
4.	1986	DE Lee Williams	15.0
5.	1989	DE Lee Williams	14.0

### FORCED FUMBLES, SINGLE SEASON, CHARGERS, SINCE 1994

Rank	Season	Player	Forced Fumbles
1.	2021	OLB Joey Bosa	7
	2009	LB Shaun Phillips	7
3.	2023	OLB Khalil Mack	5
	—	Two Other Players	5

# KHALIL MACK

## MACK'S PICKS BY PASSER

**Khalil Mack** has picked off three passes, including two that he returned for a touchdown. Below is a look at his career regular-season interceptions by quarterback:

### REGULAR-SEASON CAREER INTs BY PASSER (3)

INTs	Passer	Most Recent INT
1	QB Kirk Cousins	Nov. 16, 2020 vs. Min.
	QB DeShone Kizer	Sept. 9, 2018 at G.B.
	QB Cam Newton	Nov. 27, 2016 vs. Car.



## MACK'S SACKS BY PASSER

**Khalil Mack** has sacked 50 players in the regular season for a total of 107.5 career sacks in the regular season. Below is a list of his career sacks by passer, including the postseason:

### REGULAR-SEASON CAREER SACKS BY PASSER (107.5)

Sacks	Passer	Most Recent Sack
6.0	QB Aidan O'Connell	Oct. 1, 2023 vs. L.V.
	QB Brock Osweiler	Nov. 21, 2016 vs. Hou.
5.5	QB Aaron Rodgers	Oct. 17, 2021 vs. G.B.
	QB Alex Smith	aDec. 10, 2017 at K.C.
5.0	QB Trevor Siemian	Nov. 26, 2017 vs. Den.
4.0	QB Derek Carr	Sept. 11, 2022 L.V.
	QB Kirk Cousins	Dec. 20, 2020 at Min.
	QB Dak Prescott	Oct. 16, 2023 vs. Dal.
3.0	QB Tom Brady	Oct. 8, 2020 vs. T.B.
	QB Jared Goff	Oct. 3, 2021 vs. Det.
	QB Josh McCown	Sept. 17, 2017 vs. NYJ
	QB Jameis Winston	Nov. 3, 2024 at Cle.
2.5	QB Patrick Mahomes	Dec. 8, 2024 at K.C.
2.0	QB Sam Bradford	Sept. 23, 2018 at Ari.
	QB Teddy Bridgewater	Oct. 18, 2020 at Car.
	QB Joe Flacco	Sept. 15, 2019 at Den.
	QB Lamar Jackson	Nov. 26, 2023 vs. Bal.
	QB Daniel Jones	Sept. 20, 2020 vs. NYG
	QB Colin Kaepernick	Dec. 7, 2017 vs. S.F.
	QB Case Keenum	Sept. 23, 2019 at Was.
	QB Jordan Love	Nov. 19, 2023 at G.B.
	QB Marcus Mariota	Nov. 29, 2015 at Ten.
	QB Baker Mayfield	Sept. 26, 2021 at Cle.
	QB Philip Rivers	Oct. 27, 2019 vs. LAC
	QB Geno Smith	Dec. 3, 2017 vs. NYG
	QB Matthew Stafford	Nov. 11, 2018 vs. Det.
	QB Russell Wilson	Oct. 17, 2022 vs. Den.
	QB Zach Wilson	Nov. 6, 2023 at NYJ
	QB Bailey Zappe	Dec. 3, 2023 at N.E.
1.5	QB Gardner Minshew II	Sept. 8, 2024 vs. L.V.
1.0	QB Blake Bortles	Oct. 23, 2016 at Jax.
	QB Drew Brees	Nov. 1, 2020 vs. N.O.
	QB Joe Burrow	Sept. 19, 2021 vs. Cin.
	QB Jay Cutler	Oct. 4, 2015 at Chi.
	QB Justin Fields	Sept. 22, 2024 at Pit.
	QB Ryan Fitzpatrick	Sept. 30, 2018 vs. T.B.
	QB Nick Foles	Dec. 26, 2022 at Ind.
	QB Blaine Gabbert	Jan. 7, 2024 vs. K.C.
	QB Jimmy Garoppolo	Nov. 13, 2022 at S.F.
	QB DeShone Kizer	Sept. 9, 2018 at G.B.
	QB Eli Manning	Dec. 2, 2018 at NYG
	QB Drake Maye	Dec. 28, 2024 at N.E.
	QB Davis Mills	Oct. 2, 2022 at Hou.
	QB Cam Newton	Nov. 27, 2016 vs. Car.
	QB Kyle Orton	Dec. 21, 2014 vs. Buf.
	QB Spencer Rattler	Oct. 27, 2024 vs. N.O.
	QB Jarrett Stidham	Dec. 31, 2023 at Den.
	QB Tyrod Taylor	Dec. 4, 2016 vs. Hou.
	QB Deshaun Watson	Dec. 13, 2020 vs. Hou.
0.5	QB Matt Ryan	Sept. 27, 2020 at Atl.

### POSTSEASON CAREER SACKS BY PASSER (3.0)

Sacks	Passer	Most Recent Sack
2.0	QB C.J. Stroud	Jan. 11, 2025 at Hou.*
1.0	QB Trevor Lawrence	Jan. 14, 2023 at Jax.*

\*AFC Wild Card

# TULI TUIPULOTU

## REMEMBER, REMEMBER TULI IN NOVEMBER

**Tuli Tuipulotu** was the NFL's most disruptive pass rusher during the month of November, tying for the league lead with six sacks during the month.

The former Pac-12 Defensive Player of the Year also led the league with 10 quarterback hits in November. With six tackles for loss during the month, Tuipulotu was just the fifth player in the last 10 seasons to have five sacks, 10 quarterback hits and five tackles for loss during a single November.

### SACKS LEADERS, NOVEMBER, NFL, 2024

Rank	Team	Player	Sacks
1.	<b>LAC</b>	<b>OLB Tuli Tuipulotu</b>	<b>6.0</b>
	Cle.	DE Myles Garrett	6.0
3.	Dal.	LB Micah Parsons	5.5
4.	Hou.	DE Danielle Hunter	5.0
	LAR	DE Braden Fiske	5.0

### QUARTERBACK HITS LEADERS, NOVEMBER, NFL, 2024

Rank	Team	Player	QB Hits
1.	<b>LAC</b>	<b>OLB Tuli Tuipulotu</b>	<b>10</b>
2.	Bal.	OLB Oafe Owhe	9
	Cin.	DE Trey Hendrickson	9
	Dal.	DT Osa Odighizuwa	9
	Dal.	LB Micah Parsons	9
6.	—	Three Other Players	8

### PLAYERS WITH FIVE SACKS, 10 QUARTERBACK HITS AND FIVE TACKLES FOR LOSS, SINGLE NOVEMBER, NFL, SINCE 2015

Month	Team	Player	Sks	QB Hits	TFLs
<b>Nov. 2024</b>	<b>LAC</b>	<b>OLB Tuli Tuipulotu</b>	<b>6.0</b>	<b>10</b>	<b>6</b>
Nov. 2021	Dal.	LB Micah Parsons	6.5	12	8
Nov. 2020	N.O.	DE Cameron Jordan	5.0	10	6
Nov. 2019	NYJ	S Jamal Adams	6.5	10	5
Nov. 2015	Hou.	DE J.J. Watt	7.5	26	9

## TULI IMPACTS TWO PHASES

In the team's Week 9 victory, **Tuli Tuipulotu** recorded 2.5 sacks on defense and a pair of special teams tackles, becoming the first NFL player since 2020 and fifth since 2015 to have multiple sacks and multiple special teams tackles in the same game.

### PLAYERS WITH MULTIPLE SACKS AND MULTIPLE SPECIAL TEAMS TACKLES, SINGLE GAME, NFL, SINCE 2015

Game	Tm.	Player	Scks.	ST Tkl.
<b>Nov. 3, 2024 at Cle.</b>	<b>LAC</b>	<b>OLB Tuli Tuipulotu</b>	<b>2.5</b>	<b>2</b>
Dec. 20, 2020 vs. Phi.	Ari.	LB Dennis Gardeck	2.0	2
Oct. 15, 2017 vs. Chi.	Bal.	LB Matthew Judon	2.0	2
Dec. 18, 2016 vs. Cle.	Buf.	LB Lorenzo Alexander	1.5	3
Dec. 6, 2015 at Oak.	K.C.	LB Frank Zombo	2.0	3

## TULI'S STREAK OF MULTI-SACK GAMES



In three-straight games during the team's four-game winning streak in November, **Tuli Tuipulotu** recorded multiple sacks. He was the second NFL player this season and fourth Charger since sacks became an official statistic in 1982 to have three-straight games with multiple sacks. Tuipulotu was just the eighth player to have a three-game multi-sack streak within the first two seasons of a career since sacks became an official stat in 1982.

### CONSECUTIVE MULTI-SACK GAMES, CHARGERS, SINCE 1982

Rk.	Player	Dates	Consec. Games
1.	<b>OLB Tuli Tuipulotu</b>	<b>Nov. 3, 2024-Nov. 17, 2024</b>	<b>3</b>
	OLB Khalil Mack	Nov. 19, 2023-Dec. 3, 2023	3
	OLB Joey Bosa	Oct. 20, 2019-Nov. 3, 2019	3
	LB Shawne Merriman	Oct. 29, 2006-Dec. 10, 2006	3

### CONSECUTIVE MULTI-SACK GAMES, NFL, 2024

Rk.	Team	Player	Consec. Games (Dates)
1.	<b>LAC</b>	<b>OLB Tuli Tuipulotu</b>	<b>3 (Nov. 3, 2024-Nov. 17, 2024)</b>
	Bal.	OLB Kyle Van Noy	3 (Sept. 15, 2024-Sept. 29, 2024)

### CONSECUTIVE MULTI-SACK GAMES, WITHIN FIRST TWO PRO SEASONS, NFL, SINCE 1982

Rk.	Team	Player	Consec. Games (Dates)
1.	S.F.	LB Aldon Smith	4 (Oct. 29, 2012-Nov. 25, 2012)
2.	<b>LAC</b>	<b>OLB Tuli Tuipulotu</b>	<b>3 (Nov. 3, 2024-Nov. 17, 2024)</b>
	Oak.	DE Khalil Mack	3 (Nov. 29, 2015-Dec. 13, 2015)
	Hou.	DE J.J. Watt	3 (Sept. 16, 2012-Sept. 30, 2012)
	S.F.	LB Aldon Smith	3 (Oct. 2, 2011-Oct. 16, 2011)
	Pit.	LB LaMarr Woodley	3 (Sept. 29, 2008-Oct. 19, 2008)
	S.D.	LB Shawne Merriman	3 (Oct. 29, 2006-Dec. 10, 2006)
	Mia.	LB Bryan Cox	3 (Sept. 20, 1992-Oct. 4, 1992)
	Chi.	DE Richard Dent	3 (Oct. 21, 1984-Nov. 4, 1984)

# DAIYAN HENLEY

## DAIYAN AN ELITE DEFENDER

In a breakout campaign, **Daiyan Henley** finished tied for No. 11 in the NFL with his team-high 142 tackles. His versatility against the run and pass has been on display, as Henley is the **only NFL player in 2024 to record at least 120 tackles and more than seven passes defended**. Henley's 142 tackles were the seventh-most by a Charger in a single season since the turn of the century.



## HENLEY GETS DOUBLE DIGITS

In Week 16, **Daiyan Henley** recorded his ninth game of the season with 10-plus tackles, tying for the most double-digit tackle performances in the NFL in 2024.

Six of Henley's 10-tackle performances were in consecutive games, the longest such streak in the NFL this season and setting the longest streak by a Charger since the turn of the century.

### TACKLES, NFL, 2024

Rank	Team	Player	Tackles
1.	Ind.	LB Zaire Franklin	173
2.	Ari.	S Budda Baker	164
3.	L.V.	LB Robert Spillane	158
4.	Bal.	LB Roquan Smith	154
	NYJ	LB Jamien Sherwood	154
6.	Atl.	ILB Kaden Ellis	150
	Phi.	LB Zach Baun	150
8.	Ind.	S Nick Cross	145
9.	Cin.	LB Germaine Pratt	143
	Mia.	LB Jordyn Brooks	143
<b>11.</b>	<b>LAC</b>	<b>LB Daiyan Henley</b>	<b>142</b>
	Ind.	LB E.J. Speed	142

### TACKLES, SINGLE SEASON, CHARGERS, SINCE 2000

Rank	Season	Player	Tackles
1.	2003	LB Donnie Edwards	162
2.	2005	LB Donnie Edwards	154
3.	2004	LB Donnie Edwards	152
4.	2022	LB Drue Tranquill	144
	2021	LB Kyzir White	144
6.	2006	LB Donnie Edwards	143
<b>7.</b>	<b>2024</b>	<b>LB Daiyan Henley</b>	<b>142</b>
8.	2002	LB Donnie Edwards	129

## HENLEY MAKES AN IMPACT

In the team's Week 10 win, **Daiyan Henley** led the defense with 14 tackles and recorded the first sack of his career. He also added a tackle on special teams. Henley's performance was the 10th in the NFL since the beginning of the 2020 season with at least 10 tackles, a sack and a special teams tackle in a single game.

### PLAYER WITH 10 TACKLES, A SACK AND A SPECIAL TEAMS TACKLE, SINGLE GAME, NFL, SINCE 2020

Game	Tm.	Player	Tkls.	Scks.	ST Tkl.
Jan. 5, 2025 at Dal.	Was.	S J.Chinn	12	1.0	1
Dec. 15, 2024 vs. Bal.	NYG	S D.Belton	14	1.0	1
<b>Nov. 10, 2024 vs. Ten.</b>	<b>LAC</b>	<b>LB D.Henley</b>	<b>14</b>	<b>1.0</b>	<b>1</b>
Nov. 20, 2022 vs. LAR	N.O.	LB K.Elliss	11	1.5	1
Sept. 11, 2022 vs. Phi.	Det.	S T.Walker	11	1.0	2
Dec. 5, 2021 vs. Ind.	Hou.	LB K.Grugier-Hill	19	1.0	1
Jan. 3, 2021 vs. Min.	Det.	S T.Walker	11	1.0	2
Jan. 3, 2021 at Den.	L.V.	LB N.Morrow	10	1.0	1
Dec. 13, 2020 vs. Min.	T.B.	S A.Winfield	11	1.0	1
Nov. 22, 2020 at Cle.	Phi.	LB A.Singleton	11	1.0	1
Nov. 1, 2020 vs. Dal.	Phi.	LB T.Edwards	12	1.0	1
Oct. 11, 2020 vs. Was.	LAR	LB T.Reeder	10	3.0	1

### MOST GAMES WITH 10-PLUS TACKLES, NFL, 2024

Rank	Team	Player	Games
<b>1.</b>	<b>LAC</b>	<b>LB Daiyan Henley</b>	<b>9</b>
	Bal.	LB Roquan Smith	9
	Atl.	LB Kaden Ellis	9
4.	Ind.	LB Zaire Franklin	8
	Ind.	LB E.J. Speed	8
	L.V.	LB Robert Spillane	8
	Phi.	LB Zack Baun	8

### CONSECUTIVE GAMES WITH 10-PLUS TACKLES, NFL, 2024

Rk.	Team	Player	Consec. Games (Dates)
<b>1.</b>	<b>LAC</b>	<b>LB Daiyan Henley</b>	<b>6 (Oct. 27, 2024-Dec. 1, 2024)</b>
2.	L.V.	LB Robert Spillane	5 (Sept. 8, 2024-Oct. 6, 2024)
3.	Atl.	LB Kaden Elliss	4 (Oct. 20, 2024-Nov. 10, 2024)
	Buf.	LB Dorian Williams	4 (Sept. 12, 2024-Oct. 6, 2024)
	Ind.	LB E.J. Speed	4 (Sept. 8, 2024-Sept. 29, 2024)
	Phi.	LB Nakobe Dean	4 (Dec. 10, 2024-Present)

### CONSECUTIVE GAMES WITH 10-PLUS TACKLES, CHARGERS, SINCE 2000

Rk.	Player	Dates	Consec. Games
<b>1.</b>	<b>LB Daiyan Henley</b>	<b>Oct. 27, 2024-Dec. 1, 2024</b>	<b>6</b>
2.	LB Donnie Edwards	Nov. 16, 2003-Dec. 7, 2003	4
3.	LB Drue Tranquill	Dec. 18, 2022-Jan. 1, 2023	3
	LB Kyzir White	Nov. 28, 2021-Dec. 12, 2021	3
	LB Kyzir White	Sept. 27, 2020-Oct. 12, 2020	3
—	Eight Other Streaks	—	3

# CAMERON DICKER

## PINPOINT ACCURACY

**Cameron Dicker** has made 91-of-97 career field goal attempts. His field goal percentage of 93.8 is the best in NFL history by a player with at least 50 attempts.

### FIELD GOAL PCT., MIN. 50 ATTEMPTS, NFL HISTORY

Rank	Team/s	Player	Field Goal Pct. (Made-Att.)
1.	Phi./LAC	<b>K Cameron Dicker</b>	<b>93.8 (91-97)</b>
2.	Dal.	K Brandon Aubrey	89.4 (76-85)
3.	Bal.	K Justin Tucker	89.1 (417-468)
4.	K.C.	K Harrison Butker	88.6 (218-246)
5.	Chi./NYJ/Car.	K Eddie Pineiro	88.1 (111-126)

## IN THE RECORD BOOKS

**Cameron Dicker** made a career-best 39 field goals in 2024, setting a single-season franchise record. Dicker's 150 points scored this season were the most in a single season by a kicker in team history, trailing only Hall of Fame RB LaDainian Tomlinson's all-time 2006 season in which he set an NFL record with 186 points.

### MADE FIELD GOALS, SINGLE SEASON, CHARGERS HISTORY

Rank	Season	Player	Made Field Goals
1.	<b>2024</b>	<b>K Cameron Dicker</b>	<b>39</b>
2.	2013	K Nick Novak	34
	1994	K John Carney	34
4.	2009	K Nate Kaeding	32
5.	<b>2023</b>	<b>K Cameron Dicker</b>	<b>31</b>
	1999	K John Carney	31
	1993	K John Carney	31

### MOST POINTS SCORED, KICKERS, SINGLE SEASON, CHARGERS HISTORY

Rank	Season	Player	Points Scored
1.	<b>2024</b>	<b>K Cameron Dicker</b>	<b>150</b>
2.	2009	K Nate Kaeding	146
3.	2013	K Nick Novak	144
4.	2006	K Nate Kaeding	136
	1994	K John Carney	135



## DICKER MAKES HISTORY

**Cameron Dicker** has made history multiple times this season — most recently in the Week 16 home victory over Denver. At the end of the first half, Dicker attempted a fair catch free kick field goal after a fair catch on the previous play and drilled the 57-yard attempt.

The kick is believed to be the longest fair catch free kick field goal in NFL history and first make since K Ray Wersching, who made a 45-yard attempt for the Bolts in 1976. The last confirmed fair catch free kick field goal attempt was in 2019.

In Week 7 at Arizona, Dicker tied a franchise record with a career-long 59-yard field goal in the second quarter. This season, the Texas product has made nine out of 10 field goals of 50-plus yards (90.0 pct.), the best field goal percentage in the NFL in 2024 from 50-plus yards (min. 10 attempts).

Dicker has 16 career field goals from 50-plus yards and has four of the six longest made attempts in franchise history.

### LONGEST MADE FIELD GOAL, CHARGERS HISTORY

Rank	Game	Player	Distance
1.	<b>Oct. 21, 2024 at Ari.</b>	<b>K Cameron Dicker</b>	<b>59 yards</b>
	Dec. 9, 2018 vs. Cin.	K Michael Badgley	59 yards
3.	<b>Dec. 19, 2024 vs. Den.</b>	<b>K Cameron Dicker</b>	<b>57 yards*</b>
	Dec. 21, 2008 at T.B.	K Nate Kaeding	57 yards
4.	<b>Nov. 6, 2023 at NYJ</b>	<b>K Cameron Dicker</b>	<b>55 yards</b>
	<b>Oct. 22, 2023 at K.C.</b>	<b>K Cameron Dicker</b>	<b>55 yards</b>
	Nov. 29, 2009 vs. K.C.	K Nate Kaeding	55 yards

\*Fair Catch Free Kick Field Goal

# CAMERON DICKER

## THE BEST THROUGH THREE SEASONS

As a rookie, **Cameron Dicker** made 21-of-22 field goals (95.5 pct.) to set the record for best field goal percentage by a rookie kicker since the 1970 NFL-AFL Merger (min. 15 att.). He has continued his excellence with the Bolts, making 91-of-97 career attempts (93.8 pct.). Dicker's 93.8 career field goal percentage is the best through the first three seasons of a career among kickers with at least 50 field goal attempts.

### FIELD GOAL PCT., FIRST THREE SEASONS, MIN. 50 ATTEMPTS, NFL, SINCE 1970

Rank	Team/s	Player	Field Goal Pct. (Made-Att.)
1.	Phi./LAC	K Cameron Dicker	93.8 (91-97)
2.	Dal.	K Dan Bailey	90.8 (89-98)
3.	Bal.	K Justin Tucker	89.8 (97-108)
4.	K.C.	K Harrison Butker	89.7 (96-107)
5.	Ind.	K Mike Vanderjagt	89.6 (86-96)

## DICKER KICKS CONSISTENTLY

**Cameron Dicker** has made 75 of his 76 career field goal attempts from less than 50 yards out. His 98.7 percentage on field goals from less than 50 yards is the best by any NFL kicker in at least the last 30 seasons (min. 50 attempts of less than 50 yards).

### FIELD GOAL PCT., LESS THAN 50-YARD ATTEMPTS, MIN. 50 ATTEMPTS, NFL, SINCE 1991

Rk.	Team/s	Player	Field Goal Pct. (Made-Att.)
1.	Phi./LAC	K Cameron Dicker	98.7 (75-76)
2.	Bal.	K Justin Tucker	94.9 (353-372)
3.	K.C.	K Harrison Butker	93.5 (188-201)
4.	T.B./LAR/Ind.	K Matt Gay	92.6 (137-148)
5.	Six Teams*	K Matthew Wright	92.3 (48-52)

*\*Jaguars, Steelers, Panthers, Chiefs, Titans, 49ers*

## DICKER'S KICKS BY VENUE & SURFACE

### REGULAR-SEASON KICKING BY VENUE

Stadium*	GP	FGM	FGA	Pct.	1-19	20-29	30-39	40-49	50+	Lg	XPM	XPA	Pts
Acrisure Stadium . . . . .	1	1	1	100.0	0-0	1-1	0-0	0-0	0-0	28	1	1	4
Allegiant Stadium . . . . .	3	6	8	75.0	0-0	1-1	4-4	1-1	0-2	49	7	7	25
Bank of America Stadium . . . . .	1	2	2	100.0	0-0	0-0	0-0	2-2	0-0	46	2	3	8
Empower Field at Mile High . . . . .	3	8	9	88.9	0-0	1-1	3-3	2-2	2-3	52	4	4	28
GEHA Field at Arrowhead Stadium . . . . .	2	2	2	100.0	0-0	0-0	1-1	0-0	1-1	55	4	4	10
Gillette Stadium . . . . .	2	6	6	100.0	0-0	1-1	4-4	1-1	0-0	41	4	4	22
Huntington Bank Field . . . . .	1	0	1	0.0	0-0	0-0	0-0	0-1	0-0	—	3	4	3
Lambeau Field . . . . .	1	2	2	100.0	0-0	2-2	0-0	0-0	0-0	26	2	2	8
Levi's Stadium . . . . .	1	3	3	100.0	0-0	1-1	0-0	2-2	0-0	47	1	1	10
Lucas Oil Stadium . . . . .	1	2	2	100.0	0-0	2-2	0-0	0-0	0-0	24	2	2	8
Mercedes-Benz Stadium . . . . .	2	5	5	100.0	0-0	0-0	3-3	1-1	1-1	51	2	2	17
MetLife Stadium . . . . .	1	2	2	100.0	0-0	0-0	1-1	0-0	1-1	55	3	3	9
Nissan Stadium . . . . .	1	3	3	100.0	0-0	1-1	2-2	0-0	0-0	33	1	1	10
SoFi Stadium . . . . .	21	41	42	97.6	1-1	10-10	6-6	15-15	9-10	57	48	49	171
State Farm Stadium . . . . .	3	8	8	100.0	0-0	3-3	0-0	3-3	2-2	59	4	4	13
U.S. Bank Stadium . . . . .	1	0	1	0.0	0-0	0-0	0-0	0-0	0-1	—	4	4	4
<b>Totals . . . . .</b>	<b>45</b>	<b>91</b>	<b>97</b>	<b>93.8</b>	<b>1-1</b>	<b>23-23</b>	<b>24-24</b>	<b>27-28</b>	<b>16-21</b>	<b>59</b>	<b>92</b>	<b>95</b>	<b>365</b>
<i>Artificial Surfaces . . . . .</i>	<i>30</i>	<i>61</i>	<i>63</i>	<i>96.8</i>	<i>1-1</i>	<i>14-14</i>	<i>16-16</i>	<i>19-19</i>	<i>11-13</i>	<i>57</i>	<i>66</i>	<i>68</i>	<i>249</i>
<i>Grass Surfaces . . . . .</i>	<i>15</i>	<i>30</i>	<i>34</i>	<i>88.2</i>	<i>0-0</i>	<i>9-9</i>	<i>8-8</i>	<i>8-9</i>	<i>5-8</i>	<i>59</i>	<i>26</i>	<i>27</i>	<i>116</i>

### POSTSEASON KICKING BY VENUE

Stadium*	GP	FGM	FGA	Pct.	1-19	20-29	30-39	40-49	50+	Lg	XPM	XPA	Pts
NRG Stadium . . . . .	1	2	2	100.0	0-0	0-0	2-2	0-0	0-0	39	0	1	6
TIAA Bank Field . . . . .	1	3	4	75.0	0-0	2-2	0-0	0-1	1-1	50	3	3	12
<b>Totals . . . . .</b>	<b>2</b>	<b>5</b>	<b>6</b>	<b>83.3</b>	<b>0-0</b>	<b>2-2</b>	<b>2-2</b>	<b>0-1</b>	<b>1-1</b>	<b>50</b>	<b>3</b>	<b>3</b>	<b>18</b>
<i>Artificial Surfaces . . . . .</i>	<i>1</i>	<i>2</i>	<i>2</i>	<i>100.0</i>	<i>0-0</i>	<i>0-0</i>	<i>2-2</i>	<i>0-0</i>	<i>0-0</i>	<i>39</i>	<i>0</i>	<i>1</i>	<i>6</i>
<i>Grass Surfaces . . . . .</i>	<i>1</i>	<i>3</i>	<i>4</i>	<i>75.0</i>	<i>0-0</i>	<i>2-2</i>	<i>0-0</i>	<i>0-1</i>	<i>1-1</i>	<i>50</i>	<i>3</i>	<i>3</i>	<i>12</i>

\*Current or most recent name of venue when operational

## OTHER PLAYER NOTES

### JOHNSTON HAULS IN SCORES

WR **Quentin Johnston** has been among the AFC's best scoring threats this season, scoring a career-high eight receiving touchdowns in 2024. His eight touchdown grabs rank tied for No. 7 among AFC players.

#### RECEIVING TOUCHDOWNS, AFC, 2024

Rank	Season	Player	Receiving Touchdowns
1.	Cin.	WR Ja'Marr Chase	17
2.	Bal.	TE Mark Andrews	11
3.	Cin.	WR Tee Higgins	10
	Jax.	WR Brian Thomas Jr.	10
5.	Bal.	WR Rashod Bateman	9
	Ten.	WR Nick Westbrook-Ikhine	9
7.	LAC	WR <b>Quentin Johnston</b>	8
	Den.	WR Courtland Sutton	8
	L.V./NYJ	WR Davante Adams	8
	Mia.	TE Jonnu Smith	8
11.	LAC	WR <b>Ladd McConkey</b>	7
	—	Four Other Players	7

### MATLOCK A TWO-WAY PLAYER

FB/DL **Scott Matlock** became the first Charger since 1982, when sacks became an official statistic, to record a reception and a sack in a single game as he recorded a nine-yard catch and a sack in Week 8 against New Orleans.

It marks the 18th time that the feat has been accomplished and Matlock is one of just 13 players with both a reception and a sack in a single game since sacks became an official statistic.

#### PLAYERS WITH A RECEPTION AND A SACK, SINGLE GAME, NFL, SINCE 1982

Game	Team	Player	Rec.	Sacks
Oct. 27, 2024 vs. N.O.	LAC	<b>Scott Matlock</b>	1	1.0
Dec. 22, 2019 vs. Cin.	Mia.	Christian Wilkins	1	1.0
Nov. 24, 2019 at Atl.	T.B.	Vita Vea	1	1.0
Dec. 6, 2015 at Ten.	Jax.	Tyson Alualu	1	1.0
Nov. 30, 2014 vs. Ten.	Hou.	J.J. Watt	1	2.0
Nov. 16, 2014 at Cle.	Hou.	J.J. Watt	1	1.0
Sept. 7, 2008 vs. Sea.	Buf.	Ryan Denney	1	1.0
Dec. 23, 2007 at Det.	K.C.	Jared Allen	1	2.0
Dec. 2, 2007 vs. S.D.	K.C.	Jared Allen	1	2.0
Oct. 28, 2007 vs. Was.	N.E.	Mike Vrabel	1	3.0
Dec. 26, 2005 at NYJ	N.E.	Mike Vrabel	2	1.0
Sept. 29, 2002 vs. Hou.	Phi.	Brian Dawkins	1	1.0
Oct. 30, 1995 at Min.	Chi.	Jim Flanigan	1	1.0
Sept. 11, 1995 vs. G.B.	Chi.	Jim Flanigan	1	1.0
Nov. 6, 1994 vs. N.E.	Cle.	James Jones	1	1.0
Dec. 20, 1992 vs. Hou. <sup>^</sup>	Cle.	James Jones	1	1.0
Dec. 8, 1985 at StL <sup>†</sup>	N.O.	James Haynes	1	1.0
Sept. 19, 1982 at Mia.	Bal.*	Barry Krauss	1	1.0

\*Baltimore Colts

†St. Louis Cardinals

^Houston Oilers

### TARHEEB PICKS OFF PASSES



In the Week 13 victory over Atlanta, **CB Tarheeb Still** broke up three passes and recorded two interceptions, including one he returned 61 yards for a touchdown. He was named **AFC Defensive Player of the Week** for his efforts, becoming just the fourth rookie since 2020 to have a game with multiple interceptions and a pick-six. A fifth-round selection in the 2024 NFL Draft, Still is just the third Day 3 draft pick to record multiple interceptions and a pick six in the same game as a rookie in over 20 seasons.

#### ROOKIES WITH MULTIPLE INTERCEPTIONS AND PICK SIX, DAY 3 DRAFT PICKS, SINGLE GAME, NFL, SINCE 2005

Game	Tm.	Player	INTs	INT-TD
Dec. 1, 2024 at Atl.	LAC	<b>CB Tarheeb Still</b>	2	1
Dec. 25, 2022 vs. Den.	LAR	CB Cobie Durant	2	1
Oct. 29, 2006 at N.O.	Bal.	S Dawan Landry	2	1

On the season, Still has four interceptions, 10 passes defended, the 61-yard pick six and a half-sack. He is the only NFL rookie this season to have a sack, four interceptions, a pick six and seven passes defended.

#### ROOKIES WITH THREE INTERCEPTIONS AND SEVEN PASSES DEFENSED, NFL, 2024

Team	Player	INT-TD	Sacks	INTs	PDs
LAC	<b>CB Tarheeb Still</b>	1	0.5	4	10
Hou.	S Calen Bullock	0	0.0	5	10
Hou.	CB Kamari Lassiter	0	0.0	3	10

# 2025 LOS ANGELES CHARGERS PRESEASON OFFENSIVE STATISTICS

Won 1, Lost 0

7/31/2025 W 34 - 7 at Detroit Lions  
Los Angeles Opponent  
Chargers

<b>Total First Downs</b>	<b>16</b>	<b>12</b>						
Rushing	6	7						
Passing	7	5						
Penalty	3	0						
3rd Down: Made/Att	4/13	1/11						
3rd Down Pct.	30.8%	9.1%						
4th Down: Made/Att	2/2	2/4						
4th Down Pct.	100.0%	50.0%						
<b>Possession Avg.</b>	<b>32:13</b>	<b>27:47</b>						
<b>Total Net Yards</b>	<b>261</b>	<b>197</b>						
Avg. Per Game	261.0	197.0						
Total Plays	59	50						
Avg. Per Play	4.4	3.9						
<b>Net Yards Rushing</b>	<b>121</b>	<b>93</b>						
Avg. Per Game	121.0	93.0						
Total Rushes	35	28						
<b>Net Yards Passing</b>	<b>140</b>	<b>104</b>						
Avg. Per Game	140.0	104.0						
Sacked/Yards Lost	1/5	2/5						
Gross Yards	145	109						
Attempts/Completions	23/15	20/12						
Completion Pct.	65.2%	60.0%						
Had Intercepted	0	3						
<b>Punts/Average</b>	<b>3/51.3</b>	<b>4/46.8</b>						
<b>Net Punting Avg.</b>	<b>38.3</b>	<b>46.3</b>						
<b>Penalties/Yards</b>	<b>3/25</b>	<b>8/68</b>						
<b>Fumbles/Ball Lost</b>	<b>1/0</b>	<b>3/2</b>						
<b>Touchdowns</b>	<b>4</b>	<b>1</b>						
Rushing	2	1						
Passing	2	0						
Returns	0	0						
<b>Score By Periods</b>	<b>Q1</b>	<b>Q2</b>	<b>Q3</b>	<b>Q4</b>	<b>OT</b>	<b>Pts</b>		
Team	14	7	6	7	0	34		
Opponents	0	7	0	0	0	7		
<b>Scoring</b>	<b>TD</b>	<b>Ru</b>	<b>Pa</b>	<b>Rt</b>	<b>PAT</b>	<b>FG</b>	<b>2Pt</b>	<b>Pts</b>
K.Vidal	2	2	0	0	0/0	0/0	0	12
C.Dicker	0	0	0	0	4/4	2/3	0	10
W.Dissly	1	0	1	0	0/0	0/0	0	6
K.Lambert-Smith	1	0	1	0	0/0	0/0	0	6
<b>Team</b>	<b>4</b>	<b>2</b>	<b>2</b>	<b>0</b>	<b>4/4</b>	<b>2/3</b>	<b>0</b>	<b>34</b>
<b>Opponents</b>	<b>1</b>	<b>1</b>	<b>0</b>	<b>0</b>	<b>1/1</b>	<b>0/0</b>	<b>0</b>	<b>7</b>

2-Pt. Conversions: Team 0/0, Opponents: 0/0  
Sacks: T.Edwards 1.0, T.Morris-Brash 1.0 **Team: 2.0, Opponents: 1.0**

<b>Rushing</b>	<b>No.</b>	<b>Yds</b>	<b>Avg</b>	<b>Long</b>	<b>TD</b>
K.Vidal	9	37	4.1	16	2
N.Miller-Hines	8	34	4.3	9	0
H.Haskins	6	34	5.7	11	0
O.Hampton	2	9	4.5	8	0
T.Lance	3	8	2.7	5	0
J.Patterson	3	2	0.7	2	0
S.Matlock	1	2	2.0	2	0
D.Uiagalelei	3	-5	-1.7	-1	0
<b>Team</b>	<b>35</b>	<b>121</b>	<b>3.5</b>	<b>16</b>	<b>2</b>
<b>Opponents</b>	<b>28</b>	<b>93</b>	<b>3.3</b>	<b>13</b>	<b>1</b>

<b>Receiving</b>	<b>No.</b>	<b>Yds</b>	<b>Avg</b>	<b>Long</b>	<b>TD</b>
K.Lambert-Smith	2	43	21.5	28	1
J.Patterson	2	18	9.0	12	0
W.Dissly	2	14	7.0	9	1
T.Fisk	1	19	19.0	19	0
B.Rice	1	13	13.0	13	0
D.Campbell	1	12	12.0	12	0
J.Johnson	1	10	10.0	10	0
H.Haskins	1	8	8.0	8	0
O.Gadsden	1	7	7.0	7	0
D.Davis	1	4	4.0	4	0
N.Miller-Hines	1	4	4.0	4	0
K.Vidal	1	-7	-7.0	-7	0
D.Fitzpatrick	0	0	0.0	0	0
T.Harris	0	0	0.0	0	0
J.Jackson	0	0	0.0	0	0
<b>Team</b>	<b>15</b>	<b>145</b>	<b>9.7</b>	<b>28</b>	<b>2</b>
<b>Opponents</b>	<b>12</b>	<b>109</b>	<b>9.1</b>	<b>24</b>	<b>0</b>

<b>Interceptions</b>	<b>No.</b>	<b>Yds</b>	<b>Avg</b>	<b>Long</b>	<b>TD</b>
N.Reed	1	60	60.0	60	0
M.Purchase	1	48	48.0	48	0
T.Jefferson	1	0	0.0	0	0
<b>Team</b>	<b>3</b>	<b>108</b>	<b>36.0</b>	<b>60</b>	<b>0</b>

<b>Punting</b>	<b>No</b>	<b>Yds</b>	<b>Avg</b>	<b>Net</b>	<b>TB</b>	<b>In</b>	<b>Lg</b>	<b>B</b>
J.Scott	3	154	51.3	38.3	1	1	54	0
<b>Team</b>	<b>3</b>	<b>154</b>	<b>51.3</b>	<b>38.3</b>	<b>1</b>	<b>1</b>	<b>54</b>	<b>0</b>
<b>Opponents</b>	<b>4</b>	<b>187</b>	<b>46.8</b>	<b>46.3</b>	<b>0</b>	<b>1</b>	<b>57</b>	<b>0</b>

<b>Punt Returns</b>	<b>Ret</b>	<b>FC</b>	<b>Yds</b>	<b>Avg</b>	<b>Long</b>	<b>TD</b>
N.Miller-Hines	1	1	2	2.0	2	0
<b>Team</b>	<b>1</b>	<b>1</b>	<b>2</b>	<b>2.0</b>	<b>2</b>	<b>0</b>
<b>Opponents</b>	<b>2</b>	<b>0</b>	<b>19</b>	<b>9.5</b>	<b>19</b>	<b>0</b>

<b>Kickoff Returns</b>	<b>No.</b>	<b>Yds</b>	<b>Avg</b>	<b>Long</b>	<b>TD</b>
N.Miller-Hines	1	39	39.0	39	0
<b>Team</b>	<b>1</b>	<b>39</b>	<b>39.0</b>	<b>39</b>	<b>0</b>
<b>Opponents</b>	<b>6</b>	<b>157</b>	<b>26.2</b>	<b>36</b>	<b>0</b>

<b>Field Goals</b>	<b>1-19</b>	<b>20-29</b>	<b>30-39</b>	<b>40-49</b>	<b>50+</b>
C.Dicker	0/0	2/2	0/0	0/0	0/1
<b>Opponents</b>	<b>0/0</b>	<b>2/2</b>	<b>0/0</b>	<b>0/0</b>	<b>0/1</b>

Fumbles Lost: **Total: 0**  
Opponent Fumble Recoveries: D.Fitzpatrick 1, K.Williamson 1  
**Total: 2**

<b>Passing</b>	<b>Att</b>	<b>Cmp</b>	<b>Yds</b>	<b>Cmp%</b>	<b>Yds/Att</b>	<b>TD</b>	<b>TD%</b>	<b>Int</b>	<b>Int%</b>	<b>Long</b>	<b>Sack</b>	<b>Lost</b>	<b>Rating</b>
T.Lance	20	13	120	65.0%	6.0	2	10.0%	0	0.0%	28	1/	5	114.6
D.Uiagalelei	3	2	25	66.7%	8.3	0	0.0%	0	0.0%	13	0/	0	92.4
<b>Team</b>	<b>23</b>	<b>15</b>	<b>145</b>	<b>65.2%</b>	<b>6.3</b>	<b>2</b>	<b>8.7%</b>	<b>0</b>	<b>0.0%</b>	<b>28</b>	<b>1/</b>	<b>5</b>	<b>111.7</b>
<b>Opponents</b>	<b>20</b>	<b>12</b>	<b>109</b>	<b>60.0%</b>	<b>5.4</b>	<b>0</b>	<b>0.0%</b>	<b>3</b>	<b>15.0%</b>	<b>24</b>	<b>2/</b>	<b>5</b>	<b>35.2</b>

# 2025 LOS ANGELES CHARGERS PRESEASON DEFENSIVE STATISTICS

Official Press Box Totals — Confirmed by league review.

Player	— Tackles —			Sacks	Yards	TFLs	QB Hits	Interceptions	Passes Def.	— Fumbles —	
	Total	Solo	Asst.							Forced	Recoveries
Emany Johnson.....	7	3	4	0.0	0	0	0	0	0	0	0
Junior Colson .....	4	3	1	0.0	0	0	0	0	0	0	0
Tre'Mon Morris-Brash.....	4	1	3	1.0	2	1	1	0	0	0	0
Kendall Williamson.....	3	3	0	0.0	0	0	0	0	0	0	0
Jamaree Caldwell .....	3	3	0	0.0	0	0	0	0	0	0	0
Deane Leonard .....	3	3	0	0.0	0	0	0	0	0	0	0
Ja'Sir Taylor.....	3	2	1	0.0	0	0	0	0	0	0	0
RJ Mickens .....	3	2	1	0.0	0	0	0	0	0	0	0
Caleb Murphy .....	2	2	0	0.0	0	1	0	0	0	0	0
TeRah Edwards .....	2	1	1	1.0	3	1	1	0	0	0	0
Marlowe Wax .....	2	1	1	0.0	0	0	0	0	0	0	0
Christopher Hinton.....	2	1	1	0.0	0	0	0	0	0	0	0
Trikweze Bridges.....	2	0	2	0.0	0	0	0	0	0	0	0
Tony Jefferson.....	1	1	0	0.0	0	0	0	1	1	0	0
Myles Purchase .....	1	1	0	0.0	0	0	0	1	1	0	0
Naquan Jones .....	1	1	0	0.0	0	0	0	0	0	0	0
Scott Matlock .....	1	1	0	0.0	0	0	0	0	0	0	0
Kyle Kennard.....	1	1	0	0.0	0	0	0	0	0	0	0
Troy Dye.....	1	1	0	0.0	0	0	0	0	0	0	0
Nikko Reed .....	1	0	1	0.0	0	0	0	1	2	0	0
Eric Rogers .....	1	0	1	0.0	0	0	0	0	1	1	0
Jordan Oladokun .....	1	0	1	0.0	0	0	0	0	0	0	0
Josh Fuga .....	1	0	1	0.0	0	0	0	0	0	0	0
Otito Ogbonnia.....	1	0	1	0.0	0	0	0	0	0	0	0
<b>Totals.....</b>	<b>51</b>	<b>31</b>	<b>20</b>	<b>2.0</b>	<b>5</b>	<b>3</b>	<b>2</b>	<b>3</b>	<b>5</b>	<b>1</b>	<b>0</b>
<i>Defensive Backs.....</i>	<i>19</i>	<i>12</i>	<i>7</i>	<i>0.0</i>	<i>0</i>	<i>0</i>	<i>0</i>	<i>3</i>	<i>5</i>	<i>1</i>	<i>0</i>
<i>Linebackers .....</i>	<i>14</i>	<i>8</i>	<i>6</i>	<i>0.0</i>	<i>0</i>	<i>0</i>	<i>0</i>	<i>0</i>	<i>0</i>	<i>0</i>	<i>0</i>
<i>Outside Linebackers.....</i>	<i>7</i>	<i>4</i>	<i>3</i>	<i>1.0</i>	<i>2</i>	<i>2</i>	<i>1</i>	<i>0</i>	<i>0</i>	<i>0</i>	<i>0</i>
<i>Defensive Line.....</i>	<i>11</i>	<i>7</i>	<i>4</i>	<i>1.0</i>	<i>3</i>	<i>1</i>	<i>1</i>	<i>0</i>	<i>0</i>	<i>0</i>	<i>0</i>

## SPECIAL TEAMS TACKLES

Player	Total Tackles
Nikko Reed .....	2
Dez Fitzpatrick.....	1
Tony Jefferson .....	1
Caleb Murphy .....	1
Myles Purchase.....	1
Kimani Vidal .....	1
Kendall Williamson .....	1
<b>Totals .....</b>	<b>8</b>

# 2024 LOS ANGELES CHARGERS REGULAR-SEASON OFFENSIVE STATISTICS

Won 11, Lost 6

9/8/2024	W	22 - 10	Las Vegas Raiders
9/15/2024	W	26 - 3	at Carolina Panthers
9/22/2024	L	10 - 20	at Pittsburgh Steelers
9/29/2024	L	10 - 17	Kansas City Chiefs
10/13/2024	W	23 - 16	at Denver Broncos
10/21/2024	L	15 - 17	at Arizona Cardinals
10/27/2024	W	26 - 8	New Orleans Saints
11/3/2024	W	27 - 10	at Cleveland Browns
11/10/2024	W	27 - 17	Tennessee Titans
11/17/2024	W	34 - 27	Cincinnati Bengals
11/25/2024	L	23 - 30	Baltimore Ravens
12/1/2024	W	17 - 13	at Atlanta Falcons
12/8/2024	L	17 - 19	at Kansas City Chiefs
12/15/2024	L	17 - 40	Tampa Bay Buccaneers
12/19/2024	W	34 - 27	Denver Broncos
12/28/2024	W	40 - 7	at New England Patriots
1/5/2025	W	34 - 20	at Las Vegas Raiders

<b>Total First Downs</b>	<b>316</b>	<b>311</b>
Rushing	110	108
Passing	176	170
Penalty	30	33
3rd Down: Made/Att	89/221	80/224
3rd Down Pct.	40.3%	35.7%
4th Down: Made/Att	10/16	18/29
4th Down Pct.	62.5%	62.1%
<b>Possession Avg.</b>	<b>30:40</b>	<b>29:20</b>
<b>Total Net Yards</b>	<b>5511</b>	<b>5514</b>
Avg. Per Game	324.2	324.4
Total Plays	1017	1037
Avg. Per Play	5.4	5.3
<b>Net Yards Rushing</b>	<b>1882</b>	<b>1997</b>
Avg. Per Game	110.7	117.5
Total Rushes	463	426
<b>Net Yards Passing</b>	<b>3629</b>	<b>3517</b>
Avg. Per Game	213.5	206.9
Sacked/Yards Lost	44/272	46/245
Gross Yards	3901	3762
Attempts/Completions	510/336	565/367
Completion Pct.	65.9%	65.0%
Had Intercepted	3	15
<b>Punts/Average</b>	<b>72/46.7</b>	<b>73/49.9</b>
<b>Net Punting Avg.</b>	<b>41.9</b>	<b>45.2</b>
<b>Penalties/Yards</b>	<b>96/718</b>	<b>101/869</b>
<b>Fumbles/Ball Lost</b>	<b>20/6</b>	<b>11/6</b>
<b>Touchdowns</b>	<b>41</b>	<b>31</b>
Rushing	17	7
Passing	23	24
Returns	1	0

<b>Score By Periods</b>	<b>Q1</b>	<b>Q2</b>	<b>Q3</b>	<b>Q4</b>	<b>OT</b>	<b>Pts</b>		
Team	87	140	73	102	0	402		
Opponents	46	88	61	106	0	301		
<b>Scoring</b>	<b>TD</b>	<b>Ru</b>	<b>Pa</b>	<b>Rt</b>	<b>PAT</b>	<b>FG</b>	<b>2Pt</b>	<b>Pts</b>
C.Dicker	0	0	0	0	33/36	39/42	0	150
J.Dobbins	9	9	0	0	0/0	0/0	0	54
Q.Johnston	8	0	8	0	0/0	0/0	0	48
L.McConkey	7	0	7	0	0/0	0/0	1	44
G.Edwards	4	4	0	0	0/0	0/0	0	24
H.Haskins	3	2	1	0	0/0	0/0	0	18
D.Davis	2	0	2	0	0/0	0/0	0	12
W.Dissly	2	0	2	0	0/0	0/0	0	12
J.Herbert	2	2	0	0	0/0	0/0	0	12
J.Palmer	1	0	1	0	0/0	0/0	2	10
D.Chark	1	0	1	0	0/0	0/0	0	6
T.Still	1	0	0	1	0/0	0/0	0	6
K.Vidal	1	0	1	0	0/0	0/0	0	6
<b>Team</b>	<b>41</b>	<b>17</b>	<b>23</b>	<b>1</b>	<b>33/36</b>	<b>39/42</b>	<b>3</b>	<b>402</b>
<b>Opponents</b>	<b>31</b>	<b>7</b>	<b>24</b>	<b>0</b>	<b>29/29</b>	<b>28/37</b>	<b>0</b>	<b>301</b>

2-Pt. Conversions: Team 3/5, Opponents: 0/2  
 Sacks: T.Tuipulotu 8.5, K.Mack 6.0, B.Dupree 6.0, D.James 5.5, J.Bosa 5.0, M.Fox 3.5, P.Ford 3.0, T.Dye 1.5, T.Tart 1.0, D.Perryman 1.0, S.Matlock 1.0, D.Henley 1.0, A.Gilman 1.0, T.Still 0.5, C.Hart 0.5 **Team: 45.0, Opponents: 44.0**

<b>Rushing</b>	<b>No.</b>	<b>Yds</b>	<b>Avg</b>	<b>Long</b>	<b>TD</b>
J.Dobbins	195	905	4.6	61	9
G.Edwards	101	365	3.6	43	4
J.Herbert	69	306	4.4	41	2
K.Vidal	43	155	3.6	19	0
H.Haskins	34	89	2.6	12	2
D.Davis	12	39	3.3	10	0
T.Heinicke	2	20	10.0	12	0
Q.Johnston	3	6	2.0	4	0
J.Scott	1	0	0.0	0	0
J.Reagor	3	-3	-1.0	1	0
<b>Team</b>	<b>463</b>	<b>1882</b>	<b>4.1</b>	<b>61</b>	<b>17</b>
<b>Opponents</b>	<b>426</b>	<b>1997</b>	<b>4.7</b>	<b>54</b>	<b>7</b>

<b>Receiving</b>	<b>No.</b>	<b>Yds</b>	<b>Avg</b>	<b>Long</b>	<b>TD</b>
L.McConkey	82	1149	14.0	60t	7
Q.Johnston	55	711	12.9	66t	8
W.Dissly	50	481	9.6	29t	2
J.Palmer	39	584	15.0	45	1
J.Dobbins	32	153	4.8	15	0
S.Smartt	16	208	13.0	31	0
D.Davis	13	112	8.6	23t	2
H.Hurst	8	73	9.1	27	0
J.Reagor	7	100	14.3	41	0
T.Fisk	7	39	5.6	10	0
S.Fehoko	6	106	17.7	30	0
K.Vidal	5	62	12.4	38t	1
D.Chark	4	31	7.8	12	1
S.Matlock	4	28	7.0	10	0
H.Haskins	3	49	16.3	34t	1
G.Edwards	3	6	2.0	3	0
E.Tomlinson	2	9	4.5	7	0
<b>Team</b>	<b>336</b>	<b>3901</b>	<b>11.6</b>	<b>66t</b>	<b>23</b>
<b>Opponents</b>	<b>367</b>	<b>3762</b>	<b>10.3</b>	<b>60</b>	<b>24</b>

<b>Interceptions</b>	<b>No.</b>	<b>Yds</b>	<b>Avg</b>	<b>Long</b>	<b>TD</b>
T.Still	4	85	21.3	61t	1
E.Molden	3	28	9.3	25	0
K.Fulton	1	29	29.0	29	0
A.Gilman	1	18	18.0	18	0
D.Henley	1	4	4.0	4	0
T.Tart	1	4	4.0	4	0
P.Ford	1	3	3.0	3	0
D.James	1	2	2.0	2	0
B.Dupree	1	0	0.0	0	0
M.Maye	1	0	0.0	0	0
<b>Team</b>	<b>15</b>	<b>173</b>	<b>11.5</b>	<b>61t</b>	<b>1</b>
<b>Opponents</b>	<b>3</b>	<b>17</b>	<b>5.7</b>	<b>17</b>	<b>0</b>

<b>Punting</b>	<b>No</b>	<b>Yds</b>	<b>Avg</b>	<b>Net</b>	<b>TB</b>	<b>In</b>	<b>Lg</b>	<b>B</b>
J.Scott	72	3362	46.7	41.9	4	28	67	0
<b>Team</b>	<b>72</b>	<b>3362</b>	<b>46.7</b>	<b>41.9</b>	<b>4</b>	<b>28</b>	<b>67</b>	<b>0</b>
<b>Opponents</b>	<b>73</b>	<b>3642</b>	<b>49.9</b>	<b>45.2</b>	<b>4</b>	<b>40</b>	<b>64</b>	<b>0</b>

<b>Punt Returns</b>	<b>Ret</b>	<b>FC</b>	<b>Yds</b>	<b>Avg</b>	<b>Long</b>	<b>TD</b>
D.Davis	19	22	235	12.4	53	0
L.McConkey	3	8	28	9.3	12	0
J.Reagor	0	1	0	0.0	0	0
<b>Team</b>	<b>22</b>	<b>31</b>	<b>263</b>	<b>12.0</b>	<b>53</b>	<b>0</b>
<b>Opponents</b>	<b>28</b>	<b>24</b>	<b>268</b>	<b>9.6</b>	<b>21</b>	<b>0</b>

<b>Kickoff Returns</b>	<b>No.</b>	<b>Yds</b>	<b>Avg</b>	<b>Long</b>	<b>TD</b>
D.Davis	19	524	27.6	56	0
H.Haskins	1	35	35.0	35	0
J.Reagor	1	22	22.0	22	0
<b>Team</b>	<b>21</b>	<b>581</b>	<b>27.7</b>	<b>56</b>	<b>0</b>
<b>Opponents</b>	<b>26</b>	<b>743</b>	<b>28.6</b>	<b>41</b>	<b>0</b>

<b>Field Goals</b>	<b>1-19</b>	<b>20-29</b>	<b>30-39</b>	<b>40-49</b>	<b>50+</b>
C.Dicker	1/ 1	9/ 9	9/ 9	11/ 12	9/ 11
<b>Team</b>	<b>1/ 1</b>	<b>9/ 9</b>	<b>9/ 9</b>	<b>11/ 12</b>	<b>9/ 11</b>
<b>Opponents</b>	<b>0/ 0</b>	<b>5/ 5</b>	<b>10/ 11</b>	<b>11/ 15</b>	<b>2/ 6</b>

Fumbles Lost: J.Herbert 2, J.Reagor 1, S.Smartt 1, H.Haskins 1, T.Tart 1 **Total: 6**  
 Opponent Fumble Recoveries: E.Molden 2, J.Taylor 1, K.Mack 1, D.James 1, T.Tart 1 **Total: 6**

<b>Passing</b>	<b>Att</b>	<b>Cmp</b>	<b>Yds</b>	<b>Cmp%</b>	<b>Yds/Att</b>	<b>TD</b>	<b>TD%</b>	<b>Int</b>	<b>Int%</b>	<b>Long</b>	<b>Sack</b>	<b>Lost</b>	<b>Rating</b>
J.Herbert	504	332	3870	65.9%	7.7	23	4.6%	3	0.6%	66t	41/	244	101.7
T.Heinicke	5	3	28	60.0%	5.6	0	0.0%	0	0.0%	18	3/	28	75.4
J.Scott	1	1	3	100.0%	3.0	0	0.0%	0	0.0%	3	0/	0	79.2
<b>Team</b>	<b>510</b>	<b>336</b>	<b>3901</b>	<b>65.9%</b>	<b>7.6</b>	<b>23</b>	<b>4.5%</b>	<b>3</b>	<b>0.6%</b>	<b>66t</b>	<b>44/</b>	<b>272</b>	<b>101.4</b>
<b>Opponents</b>	<b>565</b>	<b>367</b>	<b>3762</b>	<b>65.0%</b>	<b>6.7</b>	<b>24</b>	<b>4.2%</b>	<b>15</b>	<b>2.7%</b>	<b>60</b>	<b>46/</b>	<b>245</b>	<b>87.1</b>

# 2024 LOS ANGELES CHARGERS REGULAR-SEASON DEFENSIVE STATISTICS

Official Press Box Totals — Confirmed by league review.

Player	— Tackles —					TFLs	QB Hits	Interceptions	Passes Def.	— Fumbles —	
	Total	Solo	Asst.	Sacks	Yards					Forced	Recoveries
Daiyan Henley	142	82	60	1.0	1	7	3	1	8	0	0
Derwin James Jr.	93	60	33	5.5	35	10	6	1	7	0	1
Elijah Molden	72	40	32	0.0	0	2	0	3	7	0	2
Tarheeb Still	62	45	17	0.5	4.5	1	1	4	10	0	0
Denzel Perryman	55	39	16	1.0	7	2	3	0	0	0	0
Troy Dye	52	31	21	1.5	9.5	2	2	0	0	0	0
Kristian Fulton	51	39	12	0.0	0	3	0	1	7	0	0
Alohi Gilman	50	34	16	1.0	0	1	0	1	4	0	0
Poona Ford	39	24	15	3.0	19	8	9	1	5	0	0
Khalil Mack	39	20	19	6.0	40	6	15	0	9	2	1
Tuli Tuipulotu	38	22	16	8.5	20.5	11	17	0	2	1	0
Otito Ogbornia	37	14	23	0.0	0	0	3	0	0	0	0
Cam Hart	36	27	9	0.5	0.5	0	2	0	7	1	0
Tear Tart	29	15	14	1.0	11	5	5	1	2	1	1
Bud Dupree	28	18	10	6.0	30	6	10	1	2	1	0
Junior Colson	28	15	13	0.0	0	0	1	0	1	0	0
Morgan Fox	27	19	8	3.5	27	4	6	0	1	0	0
Tony Jefferson	27	17	10	0.0	0	1	0	0	0	0	0
Joey Bosa	22	17	5	5.0	24	5	13	0	0	2	0
Ja'Sir Taylor	21	12	9	0.0	0	1	1	0	5	0	1
Asante Samuel Jr.	13	11	2	0.0	0	0	0	0	2	0	0
Nick Niemann	10	5	5	0.0	0	0	0	0	1	0	0
Marcus Maye	10	4	6	0.0	0	0	0	1	2	0	0
Scott Matlock	7	2	5	1.0	6	1	1	0	1	0	0
A.J. Finley	6	4	2	0.0	0	0	0	0	0	0	0
Deane Leonard	4	3	1	0.0	0	1	0	0	3	0	0
Eli Apple	2	2	0	0.0	0	0	0	0	1	0	0
Justin Eboigbe	2	1	1	0.0	0	0	0	0	0	0	0
Kendall Williamson	1	1	0	0.0	0	0	0	0	0	0	0
Caleb Murphy	1	1	0	0.0	0	0	0	0	0	0	0
<b>Totals</b>	<b>1,004</b>	<b>624</b>	<b>380</b>	<b>45.0</b>	<b>235</b>	<b>77</b>	<b>98</b>	<b>15</b>	<b>87</b>	<b>8</b>	<b>6</b>
<i>Defensive Backs</i>	448	299	149	7.5	40	20	10	11	55	1	4
<i>Linebackers</i>	288	173	115	3.5	17.5	11	9	1	10	0	0
<i>Outside Linebackers</i>	127	77	50	25.5	114.5	28	55	1	13	6	1
<i>Defensive Line</i>	141	75	66	8.5	63	18	24	2	9	1	1

## SPECIAL TEAMS TACKLES

Player	Total Tackles
Nick Niemann	11
Hassan Haskins	6
Shaquille Quarterman	6
Troy Dye	5
Daiyan Henley	5
A.J. Finley	4
Deane Leonard	4
Tuli Tuipulotu	4
Dicaprio Bootle	3
Elijah Molden	3
Stone Smartt	3
Cameron Dicker	2
Simi Fehoko	2
Marcus Maye	2
Kendall Williamson	2
Junior Colson	1
Tucker Fisk	1
Josh Harris	1
Cam Hart	1
Caleb Murphy	1
Ja'Sir Taylor	1
<b>Totals</b>	<b>68</b>

# 2024 LOS ANGELES CHARGERS POSTSEASON OFFENSIVE STATISTICS

Won 0, Lost 1

1/11/2025 L 12 - 32 at Houston Texans  
 Los Angeles Opponent  
 Chargers

<b>Total First Downs</b>	<b>15</b>	<b>20</b>						
Rushing	4	8						
Passing	9	12						
Penalty	2	0						
3rd Down: Made/Att	3/11	5/14						
3rd Down Pct.	27.3%	35.7%						
4th Down: Made/Att	0/1	2/2						
4th Down Pct.	0.0%	100.0%						
<b>Possession Avg.</b>	<b>25:35</b>	<b>34:25</b>						
<b>Total Net Yards</b>	<b>261</b>	<b>429</b>						
Avg. Per Game	261.0	429.0						
Total Plays	54	70						
Avg. Per Play	4.8	6.1						
<b>Net Yards Rushing</b>	<b>50</b>	<b>168</b>						
Avg. Per Game	50.0	168.0						
Total Rushes	18	34						
<b>Net Yards Passing</b>	<b>211</b>	<b>261</b>						
Avg. Per Game	211.0	261.0						
Sacked/Yards Lost	4/31	3/21						
Gross Yards	242	282						
Attempts/Completions	32/14	33/22						
Completion Pct.	43.8%	66.7%						
Had Intercepted	4	1						
<b>Punts/Average</b>	<b>5/44.2</b>	<b>4/45.8</b>						
<b>Net Punting Avg.</b>	<b>42.2</b>	<b>40.8</b>						
<b>Penalties/Yards</b>	<b>2/10</b>	<b>8/86</b>						
<b>Fumbles/Ball Lost</b>	<b>1/0</b>	<b>3/2</b>						
<b>Touchdowns</b>	<b>1</b>	<b>3</b>						
Rushing	0	1						
Passing	1	1						
Returns	0	1						
<b>Score By Periods</b>	<b>Q1</b>	<b>Q2</b>	<b>Q3</b>	<b>Q4</b>	<b>OT</b>	<b>Pts</b>		
Team	6	0	0	6	0	12		
Opponents	0	10	10	12	0	32		
<b>Scoring</b>	<b>TD</b>	<b>Ru</b>	<b>Pa</b>	<b>Rt</b>	<b>PAT</b>	<b>FG</b>	<b>2Pt</b>	<b>Pts</b>
C.Dicker	0	0	0	0	0/1	2/2	0	6
L.McConkey	1	0	1	0	0/0	0/0	0	6
<b>Team</b>	<b>1</b>	<b>0</b>	<b>1</b>	<b>0</b>	<b>0/1</b>	<b>2/2</b>	<b>0</b>	<b>12</b>
<b>Opponents</b>	<b>3</b>	<b>1</b>	<b>1</b>	<b>1</b>	<b>3/3</b>	<b>3/3</b>	<b>0</b>	<b>32</b>

2-Pt. Conversions: Team 0/0, Opponents: 0/0

Sacks: K.Mack 2.0, J.Bosa 1.0 **Team: 3.0, Opponents: 4.0**

<b>Rushing</b>	<b>No.</b>	<b>Yds</b>	<b>Avg</b>	<b>Long</b>	<b>TD</b>
J.Dobbins	9	26	2.9	8	0
G.Edwards	7	22	3.1	8	0
H.Haskins	1	5	5.0	5	0
D.Davis	1	-3	-3.0	-3	0
<b>Team</b>	<b>18</b>	<b>50</b>	<b>2.8</b>	<b>8</b>	<b>0</b>
<b>Opponents</b>	<b>34</b>	<b>168</b>	<b>4.9</b>	<b>27</b>	<b>1</b>

<b>Receiving</b>	<b>No.</b>	<b>Yds</b>	<b>Avg</b>	<b>Long</b>	<b>TD</b>
L.McConkey	9	197	21.9	86t	1
W.Dissly	2	16	8.0	9	0
T.Fisk	1	15	15.0	15	0
D.Chark	1	10	10.0	10	0
D.Davis	1	4	4.0	4	0
J.Dobbins	0	0	0.0	0	0
H.Haskins	0	0	0.0	0	0
Q.Johnston	0	0	0.0	0	0
<b>Team</b>	<b>14</b>	<b>242</b>	<b>17.3</b>	<b>86t</b>	<b>1</b>
<b>Opponents</b>	<b>22</b>	<b>282</b>	<b>12.8</b>	<b>41</b>	<b>1</b>

<b>Interceptions</b>	<b>No.</b>	<b>Yds</b>	<b>Avg</b>	<b>Long</b>	<b>TD</b>
D.Leonard	1	0	0.0	0	0
<b>Team</b>	<b>1</b>	<b>0</b>	<b>0.0</b>	<b>0</b>	<b>0</b>
<b>Opponents</b>	<b>4</b>	<b>108</b>	<b>27.0</b>	<b>54</b>	<b>1</b>

<b>Punting</b>	<b>No</b>	<b>Yds</b>	<b>Avg</b>	<b>Net</b>	<b>TB</b>	<b>In</b>	<b>Lg</b>	<b>B</b>
J.Scott	5	221	44.2	42.2	0	2	55	0
<b>Team</b>	<b>5</b>	<b>221</b>	<b>44.2</b>	<b>42.2</b>	<b>0</b>	<b>2</b>	<b>55</b>	<b>0</b>
<b>Opponents</b>	<b>4</b>	<b>183</b>	<b>45.8</b>	<b>40.8</b>	<b>1</b>	<b>1</b>	<b>67</b>	<b>0</b>

<b>Punt Returns</b>	<b>Ret</b>	<b>FC</b>	<b>Yds</b>	<b>Avg</b>	<b>Long</b>	<b>TD</b>
D.Davis	0	2	0	0.0	0	0
<b>Team</b>	<b>0</b>	<b>2</b>	<b>0</b>	<b>0.0</b>	<b>0</b>	<b>0</b>
<b>Opponents</b>	<b>1</b>	<b>2</b>	<b>10</b>	<b>10.0</b>	<b>10</b>	<b>0</b>

<b>Kickoff Returns</b>	<b>No.</b>	<b>Yds</b>	<b>Avg</b>	<b>Long</b>	<b>TD</b>
D.Davis	3	76	25.3	28	0
<b>Team</b>	<b>3</b>	<b>76</b>	<b>25.3</b>	<b>28</b>	<b>0</b>
<b>Opponents</b>	<b>1</b>	<b>28</b>	<b>28.0</b>	<b>28</b>	<b>0</b>

<b>Field Goals</b>	<b>1-19</b>	<b>20-29</b>	<b>30-39</b>	<b>40-49</b>	<b>50+</b>
C.Dicker	0/0	0/0	2/2	0/0	0/0
<b>Team</b>	<b>0/0</b>	<b>0/0</b>	<b>2/2</b>	<b>0/0</b>	<b>0/0</b>
<b>Opponents</b>	<b>0/0</b>	<b>0/0</b>	<b>2/2</b>	<b>1/1</b>	<b>0/0</b>

Fumbles Lost: **Total: 0**

Opponent Fumble Recoveries: T.Jefferson 1, D.James 1 **Total: 2**

<b>Passing</b>	<b>Att</b>	<b>Cmp</b>	<b>Yds</b>	<b>Cmp%</b>	<b>Yds/Att</b>	<b>TD</b>	<b>TD%</b>	<b>Int</b>	<b>Int%</b>	<b>Long</b>	<b>Sack</b>	<b>Lost</b>	<b>Rating</b>
J.Herbert	32	14	242	43.8%	7.6	1	3.1%	4	12.5%	86t	4/	31	40.9
<b>Team</b>	<b>32</b>	<b>14</b>	<b>242</b>	<b>43.8%</b>	<b>7.6</b>	<b>1</b>	<b>3.1%</b>	<b>4</b>	<b>12.5%</b>	<b>86t</b>	<b>4/</b>	<b>31</b>	<b>40.9</b>
<b>Opponents</b>	<b>33</b>	<b>22</b>	<b>282</b>	<b>66.7%</b>	<b>8.6</b>	<b>1</b>	<b>3.0%</b>	<b>1</b>	<b>3.0%</b>	<b>41</b>	<b>3/</b>	<b>21</b>	<b>90.7</b>

# 2024 LOS ANGELES CHARGERS POSTSEASON DEFENSIVE STATISTICS

Official Press Box Totals — Confirmed by league review.

Player	— Tackles —			Sacks	Yards	TFLs	QB Hits	Interceptions	Passes Def.	— Fumbles —	
	Total	Solo	Asst.							Forced	Recoveries
Daiyan Henley	10	6	4	0.0	0	0	1	0	0	0	0
Alohi Gilman	9	4	5	0.0	0	0	0	0	1	1	0
Troy Dye	8	6	2	0.0	0	0	0	0	1	0	0
Derwin James Jr.	7	5	2	0.0	0	1	0	0	1	0	1
Khalil Mack	6	4	2	2.0	16	2	2	0	0	0	0
Junior Colson	4	3	1	0.0	0	0	0	0	0	0	0
Kristian Fulton	3	3	0	0.0	0	0	0	0	0	0	0
Poona Ford	3	3	0	0.0	0	1	1	0	0	0	0
Tarheeb Still	3	3	0	0.0	0	0	0	0	0	0	0
Tony Jefferson	3	2	1	0.0	0	2	0	0	0	1	1
Teair Tart	3	2	1	0.0	0	0	0	0	0	0	0
Joey Bosa	2	1	1	1.0	5	1	1	0	0	0	0
Morgan Fox	2	1	1	0.0	0	0	0	0	0	0	0
Denzel Perryman	2	0	2	0.0	0	0	0	0	0	0	0
Deane Leonard	1	1	0	0.0	0	0	0	1	1	0	0
Eddie Jackson	1	1	0	0.0	0	0	0	0	0	0	0
Otito Ogbonnia	1	0	1	0.0	0	0	0	0	0	0	0
Cam Hart	0	0	0	0.0	0	0	0	0	1	0	0
<b>Totals</b>	<b>68</b>	<b>23</b>	<b>45</b>	<b>3.0</b>	<b>21</b>	<b>7</b>	<b>5</b>	<b>1</b>	<b>5</b>	<b>2</b>	<b>2</b>
<i>Defensive Backs</i>	<i>27</i>	<i>19</i>	<i>8</i>	<i>0.0</i>	<i>0</i>	<i>3</i>	<i>0</i>	<i>1</i>	<i>4</i>	<i>2</i>	<i>2</i>
<i>Linebackers</i>	<i>24</i>	<i>15</i>	<i>9</i>	<i>0.0</i>	<i>0</i>	<i>0</i>	<i>1</i>	<i>0</i>	<i>1</i>	<i>0</i>	<i>0</i>
<i>Outside Linebackers</i>	<i>8</i>	<i>5</i>	<i>3</i>	<i>3.0</i>	<i>21</i>	<i>3</i>	<i>3</i>	<i>0</i>	<i>0</i>	<i>0</i>	<i>0</i>
<i>Defensive Line</i>	<i>9</i>	<i>6</i>	<i>3</i>	<i>0.0</i>	<i>0</i>	<i>1</i>	<i>1</i>	<i>0</i>	<i>0</i>	<i>0</i>	<i>0</i>

## SPECIAL TEAMS TACKLES

Player	Total Tackles
Alohi Gilman	1
Joah Harris	1
Nick Niemann	1
<b>Totals</b>	<b>3</b>

# 2024 GAME SUMMARIES

## WEEK 1 vs. LAS VEGAS



**RAIDERS 10  
CHARGERS 22**

Sunday, Sept. 8, 2024  
SoFi Stadium — Inglewood, Calif.



### GAME STATISTICS

TEAM	1	2	3	4	OT	F
Las Vegas	7	0	0	3	—	10
L.A. Chargers	3	3	3	13	—	22

### SCORING SUMMARY

Team	Q	Time	Play
Chargers	1	4:22	C.Dicker 53 yd. Field Goal
Raiders	1	0:45	A.Mattison 31 yd. pass from G.Minshew (D.Carlson kick)
Chargers	2	0:26	C.Dicker 25 yd. Field Goal
Chargers	3	9:08	C.Dicker 24 yd. Field Goal
Chargers	4	14:55	J.Dobbins 12 yd. run (C.Dicker kick)
Raiders	4	10:30	D.Carlson 32 yd. Field Goal
Chargers	4	3:40	L.McConkey 10 yd. pass from J.Herbert (run failed)

### TEAM STATISTICS

	LV	LAC
FIRST DOWNS:	14	11
TOTAL NET YARDS:	296	316
NET RUSHING YARDS:	71	176
NET PASSING YARDS:	225	140
PENALTIES/YARDS:	2-15	7-50
3RD DOWN EFFICIENCY (%):	5-14 (35.7%)	4-15 (26.7%)
PUNTS/AVERAGE:	5-53.0	7-47.4
SACKS/YARDS:	1-4	4-32
FUMBLES/LOST:	2-2	0-0
POINTS OFF TURNOVERS:	0	3
AVG. DRIVE START:	OWN 28	OWN 35
TIME OF POSSESSION:	31:44	28:16

### INDIVIDUAL TOP PERFORMERS



#### PASSING

	CMP	ATT	YDS	TD	INT	RT
Herbert	17	26	144	1	0	95.1
G.Minshew II	25	33	257	1	1	95.1

#### RUSHING

	ATT	YDS	AVG	LG	TD
J.Dobbins	10	135	13.5	61	1
G.Edwards	11	26	2.4	10	0
Z.White	13	44	3.4	12	0
A.Mattinson	5	19	3.8	7	0

#### RECEIVING

	REC	YDS	AVG	LG	TD
L.McConkey	5	39	7.8	11	1
Q.Johnston	3	38	12.7	16	0
J.Dobbins	3	4	1.3	3	0
H.Hurst	2	33	16.5	27	0
B.Bowers	6	58	9.7	26	0
D.Adams	5	59	11.8	23	0
A.Mattison	4	43	10.8	31	1
J.Meyers	3	61	20.3	33	0

**TACKLES (SOLO) - LAC:** J.Bosa 7 (6), D.James 7 (6), A.Samuel 6 (5);  
**LV:** R.Spillane 10 (7), C.Wilkins 5 (4), M.Epps 5 (3).

**SACKS - LAC:** K.Mack 1.5-10, J.Bosa 1-6, TEAM 1-10, M.Fox 0.5-6;  
**LV:** M.Crosby 1-4.

**INTERCEPTIONS - LAC:** P.Ford 1-0-0; **LV:** None.

#### STARTERS

WR.....L.McConkey	OLB.....K.Mack	WR.....T.Tucker	DE....C.Snowden
FB.....S.Matlock	DL.....P.Ford	TE.....M.Mayer	DE.....M.Crosby
LT.....R.Slater	DL.....O.Ogbonnia	LT.....K.Miller	DT.....J.Jenkins
RG.....Z.Johnson	OLB.....J.Bosa	LG.....C.Whitehair	DT.....C.Wilkins
C.....B.Bozeman	LB.....D.Henley	C.....A.James	DT.....A.Butler
RG.....T.Pipkins	LB.....D.Perryman	RG.....D.Parham	LB.....D.Deablo
RT.....J.Alt	CB.....K.Fulton	RT.....T.Munford	LB.....R.Spillane
TE.....W.Dissly	CB.....A.Samuel	WR.....D.Adams	CB.....J.Jones
WR.....J.Palmer	DB.....J.Taylor	WR.....J.Meyers	CB.....N.Hobbs
QB.....J.Herbert	S.....A.Gilman	QB.....G.Minshew II	S.....T.Moehrig
RB.....G.Edwards	S.....D.James	RB.....Z.White	S.....M.Epps

## WEEK 2 AT CAROLINA



**CHARGERS 26  
PANTHERS 3**

Sunday, Sept. 15, 2024  
Bank of America Stadium — Charlotte, N.C.



### GAME STATISTICS

TEAM	1	2	3	4	OT	F
L.A. Chargers	6	14	3	3	—	26
Carolina	0	0	3	0	—	3

### SCORING SUMMARY

Team	Q	Time	Play
Chargers	1	9:20	Q.Johnston 29 yd. pass from J.Herbert (kick failed, wl)
Chargers	2	4:16	Q.Johnston 5 yd. pass from J.Herbert (C.Dicker kick)
Chargers	2	2:01	J.Dobbins 43 yd. run (C.Dicker kick)
Panthers	3	12:18	E.Pineiro 38 yd. Field Goal
Chargers	3	9:03	C.Dicker 46 yd. Field Goal
Chargers	4	11:02	C.Dicker 42 yd. Field Goal

### TEAM STATISTICS

	LAC	CAR
FIRST DOWNS:	21	7
TOTAL NET YARDS:	349	159
NET RUSHING YARDS:	219	90
NET PASSING YARDS:	130	69
PENALTIES/YARDS:	3-15	9-90
3RD DOWN EFFICIENCY (%):	9-16 (56.3%)	1-12 (8.0%)
PUNTS/AVERAGE:	3-32.0	7-44.4
SACKS/YARDS:	2-15	1-0
FUMBLES/LOST:	1-1	0-0
POINTS OFF TURNOVERS:	7	0
AVG. DRIVE START:	OWN 35	OWN 28
TIME OF POSSESSION:	36:18	23:42

### INDIVIDUAL TOP PERFORMERS



#### PASSING

	CMP	ATT	YDS	TD	INT	RT
J.Herbert	14	20	130	2	1	100.0
B.Young	18	26	84	0	1	57.2

#### RUSHING

	ATT	YDS	AVG	LG	TD
J.Dobbins	17	131	7.7	43	1
G.Edwards	18	59	3.3	6	0
C.Hubbard	10	64	6.4	23	0
M.Sanders	7	20	2.9	6	0

#### RECEIVING

	REC	YDS	AVG	LG	TD
Q.Johnston	5	51	10.2	29	2
W.Dissly	3	29	9.7	15	0
L.McConkey	2	26	13.0	15	0
J.Palmer	2	19	9.5	11	0
C.Hubbard	4	12	3.0	5	0
T.Tremble	3	23	7.7	12	0
Dio.Johnson	3	15	5.0	7	0
M.Sanders	3	5	1.7	5	0

**TACKLES (SOLO) - LAC:** D.Henley 9 (5), D.Perryman 7 (5), D.James 6 (2);  
**CAR:** S.Thompson 14 (8), J.Jewell 11 (8), A.Robinson 6 (6).

**SACKS - LAC:** D.Perryman 1-7, J.Bosa 1-8; **CAR:** Dj.Johnson 0.5-0, J.Peevy 0.5-0.

**INTERCEPTIONS - LAC:** E.Molden 1-3-0; **CAR:** J.Horn 1-0-0.

#### STARTERS

WR.....Q.Johnston	OLB.....K.Mack	WR.....A.Thielen	DT.....N.Thurman
TE.....H.Hurst	DL.....P.Ford	TE.....T.Tremble	DT.....S.Tuttle
WR.....D.Davis	DL.....O.Ogbonnia	LT.....I.Ekwonu	DE.....A.Robinson
LT.....R.Slater	OLB.....J.Bosa	LG.....D.Lewis	OLB....J.Clowney
LG.....Z.Johnson	LB.....D.Henley	C.....A.Corbett	LB...S.Thompson
C.....B.Bozeman	LB.....D.Perryman	RG.....R.Hunt	LB.....J.Jewell
RG.....T.Pipkins	CB.....K.Fulton	RT.....T.Moton	OLB.....E.Leota
RT.....J.Alt	CB.....A.Samuel	WR.....J.Mingo	CB.....J.Horn
TE.....W.Dissly	DB.....J.Taylor	WR.....Dio.Johnson	CB.....M.Jackson
QB.....J.Herbert	S.....D.James	QB.....B.Young	S.....J.Fuller
RB.....J.Dobbins	S.....E.Moldem	RB.....C.Hubbard	S.....X.Woods

# 2024 GAME SUMMARIES

## WEEK 3 AT PITTSBURGH

## WEEK 4 vs. KANSAS CITY



### CHARGERS 10 STEELERS 20

Sunday, Sept. 22, 2024  
Acrisure Stadium – Pittsburgh, Penn.



### CHIEFS 17 CHARGERS 10

Sunday, Sept. 29, 2024  
SoFi Stadium – Inglewood, Calif.



### GAME STATISTICS

TEAM	1	2	3	4	OT	F
L.A. Chargers	7	3	0	0	—	10
Pittsburgh	0	7	3	10	—	20

### SCORING SUMMARY

Team	Q	Time	Play
Chargers	1	2:46	Q.Johnston 27 yd. pass from J.Herbert (C.Dicker kick)
Steelers	2	10:17	J.Fields 5 yd. run (C.Boswell kick)
Chargers	2	3:13	C.Dicker 28 yd. Field Goal (12-60, 7:04)
Steelers	3	9:05	C.Boswell 38 yd. Field Goal (12-50, 5:55)
Steelers	4	14:14	C.Boswell 30 yd. Field Goal (12-73, 6:26)
Steelers	4	7:02	C.Austin 55 yd. pass from J.Fields (C.Boswell kick)

### TEAM STATISTICS

	LAC	PIT
FIRST DOWNS:	10	20
TOTAL NET YARDS:	168	346
NET RUSHING YARDS:	107	232
NET PASSING YARDS:	225	140
PENALTIES/YARDS:	7-69	3-15
3RD DOWN EFFICIENCY (%):	3-11 (27.3%)	7-14 (50.0%)
PUNTS/AVERAGE:	7-50.0	3-52.0
SACKS/YARDS:	2-13	5-42
FUMBLES/LOST:	2-0	0-0
POINTS OFF TURNOVERS:	0	0
AVG. DRIVE START:	OWN 24	OWN 30
TIME OF POSSESSION:	26:09	33:51

### INDIVIDUAL TOP PERFORMERS



#### PASSING

	CMP	ATT	YDS	TD	INT	RT		CMP	ATT	YDS	TD	INT	RT
Herbert	12	18	125	1	0	105.1	Fields	25	32	245	1	1	96.0
Heinicke	2	2	24	0	0	116.7							

#### RUSHING

	ATT	YDS	AVG	LG	TD		ATT	YDS	AVG	LG	TD
J.Dobbins	15	44	2.9	13	0	N.Harris	18	70	3.9	21	0
G.Edwards	3	9	3.0	6	0	C.Patterson	4	33	8.3	14	0

#### RECEIVING

	REC	YDS	AVG	LG	TD		REC	YDS	AVG	LG	TD
L.McConkey	3	44	14.7	18	0	G.Pickens	5	57	11.4	27	0
W.Dissly	3	19	6.3	7	0	N.Harris	5	16	3.2	8	0
J.Dobbins	3	10	3.3	6	0	C.Austin	4	95	23.8	55	2
Q.Johnston	2	44	22.0	27	1	P.Freiermuth	4	33	8.3	15	0

**TACKLES (SOLO) – LAC:** D.Henley 12 (9), D.Perryman 9 (6), D.James 8 (5);  
**PIT:** P.Queen 8 (4), D.Elliott 5 (4), D.Jackson 5 (2).

**SACKS – LAC:** D.James 1-6, K.Mack 1-7; **PIT:** Ni.Herbig 2-15, E.Roberts 1-9, Ca.Heyward 1-10, T.Watt 1-8.

**INTERCEPTIONS – LAC:** B.Dupree 1-0-0; **PIT:** None.

#### STARTERS

WR..... L.McConkey	OLB..... K.Mack	TE..... P.Freiermuth	ROLB... A.Highsmith
TE..... W.Dissly	DL..... O.Ogbonnia	LT..... D.Moore	DT.... Ca.Heyward
LT..... R.Slater	DL..... P.Ford	LG..... S.Anderson	NT..... K.Benton
RG..... Z.Johnson	OLB..... J.Bosa	C..... Z.Frazier	DE..... L.Ogunjobi
C..... B.Bozeman	LB..... D.Henley	RG..... J.Daniels	LOLB..... T.Watt
RG..... T.Pipkins	LB.... D.Perryman	RT..... B.Jones	LILB..... P.Queen
RT..... J.Alt	CB..... K.Fulton	WR.... V.Jefferson	RILB... E.Roberts
WR.... Q.Johnston	CB..... A.Samuel	WR.... G.Pickens	RCB..... J.Porter
QB..... J.Herbert	S..... E.Molden	WR.... C.Patterson	FS... M.Fitzpatrick
FB..... S.Matlock	S..... A.Gilman	QB..... J.Fields	SS..... D.Elliott
RB..... J.Dobbins	S..... D.James	RB..... N.Harris	LCB.... D.Jackson

### GAME STATISTICS

TEAM	1	2	3	4	OT	F
Kansas City	0	7	3	7	—	17
L.A. Chargers	10	0	0	0	—	10

### SCORING SUMMARY

Team	Q	Time	Play
Chargers	1	6:16	L.McConkey 7 yd. pass from J.Herbert (C.Dicker kick)
Chargers	1	3:53	C.Dicker 50 yd. Field Goal
Chiefs	2	4:06	X.Worthy 54 yd. pass from P.Mahomes (H.Butker kick)
Chiefs	3	6:26	H.Butker 37 yd. Field Goal
Chiefs	4	6:04	S.Perine 2 yd. run (H.Butker kick)

### TEAM STATISTICS

	KC	LAC
FIRST DOWNS:	16	12
TOTAL NET YARDS:	329	224
NET RUSHING YARDS:	101	55
NET PASSING YARDS:	228	169
PENALTIES/YARDS:	5-40	9-51
3RD DOWN EFFICIENCY (%):	9-16 (56.3%)	4-13 (30.8%)
PUNTS/AVERAGE:	4-50.0	6-53.0
SACKS/YARDS:	2-10	3-17
FUMBLES/LOST:	1-1	2-0
POINTS OFF TURNOVERS:	10	0
AVG. DRIVE START:	OWN 29	OWN 27
TIME OF POSSESSION:	29:08	30:52

### INDIVIDUAL TOP PERFORMERS



#### PASSING

	CMP	ATT	YDS	TD	INT	RT		CMP	ATT	YDS	TD	INT	RT
J.Herbert	16	27	179	1	0	91.4	P.Mahomes	19	29	245	1	1	89.0

#### RUSHING

	ATT	YDS	AVG	LG	TD		ATT	YDS	AVG	LG	TD
J.Dobbins	14	32	2.3	12	0	K.Hunt	14	69	4.9	10	0
G.Edwards	6	19	3.2	5	0	S.Perine	5	14	2.8	4	1

#### RECEIVING

	REC	YDS	AVG	LG	TD		REC	YDS	AVG	LG	TD
L.McConkey	5	67	13.4	37	1	T.Kelce	7	89	12.7	38	0
J.Palmer	3	36	12.0	26	0	N.Gray	4	40	10.0	29	0
J.Dobbins	3	30	10.0	14	0	X.Worthy	3	73	24.3	54	1
W.Dissly	2	24	12.0	22	0	Ju.Watson	2	27	13.5	17	0

**TACKLES (SOLO) – LAC:** D.Perryman 8 (6), E.Molden 8 (5), D.Henley 7 (4);  
**KC:** D.Tranquill 10 (7), T.McDuffie 6 (3), B.Cook 5 (4).

**SACKS – LAC:** B.Dupree 2-8, T.Dye 0.5-4.5, T.Still 0.5-4.5; **KC:** C.Jones 2-10.

**INTERCEPTIONS – LAC:** K.Fulton 1-29-0; **KC:** None.

#### STARTERS

TE..... W.Dissly	OLB..... K.Mack	TE..... T.Kelce	DE..... G.Karlaftis
LT..... J.Salyer	DL..... O.Ogbonnia	WR.... R.Rice	DT..... C.Jones
LG..... Z.Johnson	DL..... P.Ford	LT..... W.Morris	DE..... M.Pennel
C..... B.Bozeman	OLB... T.Tuipulotu	OLB... J.Thuney	DE... F.Anudike-Uzomah
RG..... S.Mustipher	LB..... D.Henley	C..... C.Humphrey	LB..... N.Bolton
RT..... T.Pipkins	LB.... D.Perryman	RG..... T.Smith	LB..... D.Tranquill
FB..... S.Matlock	CB..... K.Fulton	RT..... J.Taylor	LB..... L.Chenail
WR.... Q.Johnston	CB..... A.Samuel	WR.... X.Worthy	CB..... T.McDuffie
WR.... L.McConkey	DB..... T.Still	WR.... Ju.Watson	CB..... Ja.Watson
QB..... J.Herbert	S..... A.Gilman	QB..... P.Mahomes	S..... J.Reid
RB..... J.Dobbins	S..... E.Molden	FB..... C.Steele	S..... B.Cook

# 2024 GAME SUMMARIES

## WEEK 6 AT DENVER



### CHARGERS 23 BRONCOS 16

Sunday, Oct. 13, 2024

Empower Field at Mile High – Denver, Colo.



### GAME STATISTICS

TEAM	1	2	3	4	OT	F
L.A. Chargers	10	10	3	0	—	23
Denver	0	0	0	16	—	16

### SCORING SUMMARY

Team	Q	Time	Play
Chargers	1	9:26	C.Dicker 20 yd. Field Goal
Chargers	1	4:59	K.Vidal 38 yd. pass from J.Herbert (C.Dicker kick)
Chargers	2	6:21	C.Dicker 33 yd. Field Goal
Chargers	2	1:00	J.Dobbins 4 yd. run (C.Dicker kick)
Chargers	3	2:35	C.Dicker 46 yd. Field Goal
Broncos	4	10:06	T.Franklin 2 yd. pass from B.Nix
Broncos	4	5:22	C.Sutton 15 yd. pass from B.Nix (pass failed)
Broncos	4	0:59	W.Lutz 40 yd. Field Goal

### TEAM STATISTICS

	LAC	DEN
FIRST DOWNS:	22	17
TOTAL NET YARDS:	350	316
NET RUSHING YARDS:	128	110
NET PASSING YARDS:	222	206
PENALTIES/YARDS:	3-20	7-37
3RD DOWN EFFICIENCY (%):	11-18 (61.1%)	3-11 (27.3%)
PUNTS/AVERAGE:	4-39.8	5-46.6
SACKS/YARDS:	2-10	3-15
FUMBLES/LOST:	1-0	1-1
POINTS OFF TURNOVERS:	10	0
AVG. DRIVE START:	OWN 34	OWN 25
TIME OF POSSESSION:	37:23	23:37

### INDIVIDUAL TOP PERFORMERS



#### PASSING

Player	CMP	ATT	YDS	TD	INT	RT
Herbert	21	34	237	1	0	92.4
Nix	19	33	216	2	1	84.9

#### RUSHING

Player	ATT	YDS	AVG	LG	TD
J.Dobbins	25	96	3.8	20	1
D.Davis	2	14	7.0	10	0
B.Nix	6	61	10.2	21	0
J.Williams	6	23	3.8	13	0

#### RECEIVING

Player	REC	YDS	AVG	LG	TD
L.McConkey	4	43	10.8	15	0
W.Dissly	4	26	6.5	20	0
Q.Johnston	3	22	7.3	8	0
S.Fehoko	2	44	22.0	30	0
D.Vele	4	78	19.5	37	0
C.Sutton	4	53	13.3	20	1
J.Williams	3	15	4.3	10	0
T.Franklin	2	31	15.5	29	1

**TACKLES (SOLO) - LAC:** A.Gilman 10 (6), D.Perryman 6 (5), D.Henley 4 (2); **DEN:** B.Jones 12 (11), Z.Allen 8 (5), C.Barton 8 (1).

**SACKS - LAC:** A.Gilman 1-0, M.Fox 1-10; **DEN:** N.Bonitto 1-8, J.Strnad 1-0, Z.Allen 0.5-3.5, J.Cooper, 0.5-3.5.

**INTERCEPTIONS - LAC:** E.Molden 1-25-0; **DEN:** None.

#### STARTERS

WR.... L.McConkey	OLB.....K.Mack	WR.... T.Franklin	OLB..... N.Bonitto
TE..... H.Hurst	DL.....O.Ogbonnia	WR.... D.Vele	DE ... J.Franklin-Myers
LT..... R.Slater	DL.....O.Ogbonnia	LT..... G.Bolles	NT..... D.Jones
RG..... Z.Johnson	OLB...T.Tuipulotu	LG..... B.Powers	DE..... Z.Allen
C..... B.Bozeman	LB.....D.Henley	C..... A.Forsyth	ILB..... C.Barton
RG..... T.Pipkins	LB..... D.Perryman	RG..... Q.Meinerz	SLB..... J.Cooper
RT..... J.Alt	CB..... K.Fulton	RT..... M.Pearl	ILB..... J.Strnad
WR.... Q.Johnston	CB..... T.Still	WR.... C.Sutton	LCB...P.Surtain
QB.... J.Herbert	CB..... C.Hart	TE.... A.Trautman	RCB..... R.Moss
FB.... S.Matlock	S..... A.Gilman	QB.... B.Nix	S..... B.Jones
RB.... J.Dobbins	S..... D.James	RB.... J.Williams	S..... P.Locke

## WEEK 7 AT ARIZONA



### CHARGERS 15 CARDINALS 17

Monday, Oct. 21, 2024

State Farm Stadium – Glendale, Ariz.



### GAME STATISTICS

TEAM	1	2	3	4	OT	F
L.A. Chargers	0	6	3	6	—	15
Arizona	0	7	0	10	—	17

### SCORING SUMMARY

Team	Q	Time	Play
Chargers	2	11:59	C.Dicker 59 yd. Field Goal
Cardinals	2	5:40	G.Dortch 5 yd. pass from K.Murray (C.Ryland kick)
Chargers	2	0:00	C.Dicker 50 yd. Field Goal
Chargers	3	0:40	C.Dicker 28 yd. Field Goal
Cardinals	4	14:14	K.Murray 44 yd. run (C.Ryland kick)
Chargers	4	12:09	C.Dicker 47 yd. Field Goal
Chargers	4	1:54	C.Dicker 40 yd. Field Goal
Cardinals	4	0:00	C.Ryland 32 yd. Field Goal

### TEAM STATISTICS

	LAC	ARI
FIRST DOWNS:	20	22
TOTAL NET YARDS:	395	326
NET RUSHING YARDS:	59	181
NET PASSING YARDS:	336	145
PENALTIES/YARDS:	5-57	3-15
3RD DOWN EFFICIENCY (%):	6-14 (42.9%)	2-7 (28.6%)
PUNTS/AVERAGE:	2-37.5	4-44.5
SACKS/YARDS:	3-13	0-0
FUMBLES/LOST:	3-2	1-0
POINTS OFF TURNOVERS:	0	0
AVG. DRIVE START:	OWN 21	OWN 25
TIME OF POSSESSION:	34:14	25:46

### INDIVIDUAL TOP PERFORMERS



#### PASSING

Player	CMP	ATT	YDS	TD	INT	RT
J.Herbert	27	39	349	0	0	97.1
K.Murray	14	26	145	1	1	67.0

#### RUSHING

Player	ATT	YDS	AVG	LG	TD
J.Dobbins	14	40	2.9	11	0
K.Videl	3	10	3.3	7	0
J.Conner	19	101	5.3	14	0
K.Murray	6	64	10.7	44	1

#### RECEIVING

Player	REC	YDS	AVG	LG	TD
W.Dissly	8	81	10.1	18	0
L.McConkey	5	46	9.2	21	0
J.Palmer	4	63	15.8	24	0
S.Fehoko	3	45	15.0	25	0
T.McBride	5	51	10.2	14	0
M.Harrison	3	21	7.0	10	0
J.Conner	2	51	25.5	33	0
Mi.Wilson	1	15	15.0	15	0

**TACKLES (SOLO) - LAC:** D.James 8 (5), C.Hart 7 (6), A.Gilman 5 (3); **ARI:** K.White 10 (3), M.Melton 9 (8), B.Baker 8 (4).

**SACKS - LAC:** None; **ARI:** N.Jones 1.0-8, D.Stills 1-1, B.Stille 1-4.

**INTERCEPTIONS - LAC:** T.Tart 1-4-0; **ARI:** None.

#### STARTERS

WR.... J. Palmer	OLB.....K.Mack	WR.... M.Harrison	NT.....R.Lopez
WR.... L.McConkey	DL.....P.Ford	TE.... T.McBride	DT.....L.Collier
WR.... S.Fehoko	DL.....O.Ogbonnia	LT..... P.Johnson	OLB...D.Gardeck
LT..... R.Slater	OLB...M.Fox	LG..... E.Brown	ILB.....K.White
LG.... Z.Johnson	OLB...T.Tuipulotu	C..... H.Froholdt	ILB.... Ma.Wilson
C..... B.Bozeman	LB.....D.Henley	RG.... T.Colon	OLB...Z.Collins
RG.... T.Pipkins	LB..... D.Perryman	RT.... K.Beachum	CB.... S.Thomas
RT.... J.Alt	CB..... C.Hart	TE.... T.Reiman	CB.... G.Williams
TE.... E.Tomlinson	CB..... T.Still	WR.... Mi.Wilson	CB...S.Murphy-Bunting
QB.... J.Herbert	S..... D.James	QB.... K.Murray	S.... J.Thompson
RB.... J.Dobbins	S..... A.Gilman	RB.... J.Conner	S.... B.Baker

# 2024 GAME SUMMARIES

## WEEK 8 vs. NEW ORLEANS

## WEEK 9 AT CLEVELAND



### SAINTS 8 CHARGERS 26

Sunday, Oct. 27, 2024  
SoFi Stadium – Inglewood, Calif.



### CHARGERS 27 BROWNS 10

Sunday, Nov. 3, 2024  
Huntington Bank Field – Cleveland, Ohio



### GAME STATISTICS

TEAM	1	2	3	4	OT	F
New Orleans	2	3	3	0	—	8
L.A. Chargers	0	9	7	10	—	26

### SCORING SUMMARY

Team	Q	Time	Play
Saints	1	10:20	J.Scott fumble forced by T.Hill out of bounds in end zone for a Safety
Chargers	2	14:55	C.Dicker 46 yd. Field Goal
Chargers	2	1:37	J.Dobbins 1 yd. run (kick failed, wl)
Saints	2	0:05	B.Grupe 40 yd. Field Goal
Chargers	3	8:48	L.McConkey 60 yd. pass from J.Herbert (C.Dicker kick)
Saints	3	1:05	B.Grupe 43 yd. Field Goal
Chargers	4	11:55	C.Dicker 29 yd. Field Goal
Chargers	4	3:22	L.McConkey 9 yd. pass from J.Herbert (C.Dicker kick)

### TEAM STATISTICS

	NO	LAC
FIRST DOWNS:	15	19
TOTAL NET YARDS:	366	378
NET RUSHING YARDS:	117	122
NET PASSING YARDS:	249	256
PENALTIES/YARDS:	7-66	4-37
3RD DOWN EFFICIENCY (%):	2-16 (12.5%)	3-12 (25.0%)
PUNTS/AVERAGE:	9-48.6	6-57.3
SACKS/YARDS:	5-32	3-23
FUMBLES/LOST:	0-0	2-0
POINTS OFF TURNOVERS:	0	0
AVG. DRIVE START:	OWN 32	OWN 30
TIME OF POSSESSION:	28:52	31:08

### INDIVIDUAL TOP PERFORMERS



#### PASSING

Player	CMP	ATT	YDS	TD	INT	RT
J.Herbert	20	32	279	2	0	111.3
S.Rattler	12	24	156	0	0	70.8

#### RUSHING

Player	ATT	YDS	AVG	LG	TD
J.Dobbins	17	57	3.4	13	1
J.Herbert	4	49	12.3	38	0
A.Kamara	10	67	6.7	24	0
T.Hill	4	20	5.0	8	0

#### RECEIVING

Player	REC	YDS	AVG	LG	TD
L.McConkey	6	111	18.5	60	2
W.Dissly	5	41	8.2	16	0
J.Dobbins	4	11	2.8	15	0
J.Palmer	2	72	36.0	45	0
C.Olave	8	107	13.4	28	0
A.Kamara	6	55	9.2	37	0
J.Johnson	3	48	16.0	22	0
T.Hill	2	21	10.5	14	0

**TACKLES (SOLO) - LAC:** D.Henley 10 (6), D.James 6 (4), C.Hart 5 (4);  
**NO:** P.Werner 9 (7), D.Davis 9 (5), T.Mathieu 5 (0).

**SACKS - LAC:** B.Dupree 1-11, T.Tuipulotu 1-2, K.Mack 1-8, P.Ford 1-5, S.Matlock 1-6; **NO:** K.Saunders 1-10, A.Taylor 0.5-2.5, C.Young 0.5-2.5.

**INTERCEPTIONS - LAC:** None; **NO:** None.

#### STARTERS

WR.... S.Fehoko	OLB..... K.Mack	WR.... C.Olave	DT ..... N.Shepherd
WR.... J.Palmer	DL..... O.Ogbonnia	LT ..... T.Fuaga	DT..... B.Brese
WR.... L.McConkey	DL..... P.Ford	LG..... L.Patrick	DE ... C.Granderson
LT ..... R.Slater	OLB... T.Tuipulotu	C..... C.McGovern	DE ..... C.Jordan
LG..... Z.Johnson	LB..... D.Henley	RG..... C.Ruiz	MLB..... D.Davis
C..... B.Bozeman	LB... D.Perryman	RT ..... T.Penning	LB..... P.Werner
RG..... T.Pipkins	CB ..... K.Fulton	TE..... F.Moreau	DB ..... J.Howden
RT ..... J.Alt	CB ..... T.Still	TE..... J.Johnson	FS ..... T.Mathieu
TE..... W.Dissly	CB ..... C.Hart	TE..... T.Hill	CB ..... A.Taylor
QB..... J.Herbert	S..... A.Gilman	QB..... S.Rattler	CB ... K.McKinstry
RB..... J.Dobbins	S..... D.James	RB .... A.Kamara	CB ... M.Lattimore

### GAME STATISTICS

TEAM	1	2	3	4	OT	F
L.A. Chargers	7	13	0	7	—	27
Cleveland	0	3	0	7	—	10

### SCORING SUMMARY

Team	Q	Time	Play
Chargers	1	6:49	J.Palmer 28 yd. pass from J.Herbert (C.Dicker kick)
Browns	2	9:30	D.Hopkins 38 yd. Field Goal
Chargers	2	8:01	Q.Johnston 66 yd. pass from J.Herbert (kick failed, wl)
Chargers	2	3:30	J.Dobbins 16 yd. run (C.Dicker kick)
Chargers	4	4:16	J.Dobbins 7 yd. run (C.Dicker kick)
Browns	4	0:44	C.Tillman 17 yd. pass from J.Winston (D.Hopkins kick)

### TEAM STATISTICS

	LAC	CLE
FIRST DOWNS:	13	21
TOTAL NET YARDS:	342	292
NET RUSHING YARDS:	96	79
NET PASSING YARDS:	246	213
PENALTIES/YARDS:	5-35	4-25
3RD DOWN EFFICIENCY (%):	5-14 (35.7%)	6-17 (35.3%)
PUNTS/AVERAGE:	7-47.1	6-53.0
SACKS/YARDS:	6-22	6-36
FUMBLES/LOST:	0-0	1-0
POINTS OFF TURNOVERS:	0	0
AVG. DRIVE START:	OWN 31	OWN 32
TIME OF POSSESSION:	25:51	34:09

### INDIVIDUAL TOP PERFORMERS



#### PASSING

Player	CMP	ATT	YDS	TD	INT	RT
J.Herbert	18	27	282	2	0	125.8
J.Winston	26	46	235	1	3	50.5

#### RUSHING

Player	ATT	YDS	AVG	LG	TD
J.Dobbins	14	85	6.1	34	2
K.Vidal	5	7	1.4	7	0
N.Chubb	15	39	2.6	11	0
J.Winston	5	27	5.4	13	0

#### RECEIVING

Player	REC	YDS	AVG	LG	TD
L.McConkey	5	64	12.8	20	0
Q.Johnston	4	118	29.5	66	1
J.Palmer	2	63	31.5	28	1
J.Dobbins	2	20	10.0	10	0
J.Jeudy	7	73	10.4	13	0
C.Tillman	6	75	12.5	17	1
D.Njoku	5	29	5.8	11	0
J.Akins	3	32	10.7	21	0

**TACKLES (SOLO) - LAC:** D.Henley 13 (8), D.James 7 (4), E.Molden 6 (2);  
**CLE:** D.Bush 8 (6), G.Delpit 7 (5), M.Garrett 5 (4).

**SACKS - LAC:** T.Tuipulotu 2.5-3.5, M.Fox 2.0-11, K.Mack 1.0-7, C.Hart 0.5-0.5; **CLE:** M.Garret 3.0-16, D.Tomlinson 1.5-14, D.Bush 1.0-2, S.Harris 0.5-4.

**INTERCEPTIONS - LAC:** A.Gilman 1-18-0, T.Still 1-1-0, E.Molden 1-0-0; **CLE:** None.

#### STARTERS

WR.... Q.Johnston	OLB..... K.Mack	WR.... C.Tillman	DE ..... M.Garrett
LT ..... R.Slater	DL..... P.Ford	WR.... E.Moore	DT..... S.Harris
LG..... Z.Johnson	DL..... O.Ogbonnia	LT ..... D.Jones	DT.... D.Tomlinson
C..... B.Bozeman	OLB... T.Tuipulotu	LG..... J.Bitonio	DE ..... Z.Smith
RG..... T.Pipkins	LB..... D.Henley	C..... E.Pocic	LB ..... D.Bush
RT ..... J.Alt	LB... D.Perryman	RG.... W.Teller	LB..... M.Diabate
TE..... W.Dissly	CB ..... D.James	RT .... J.Conklin	LB..... W.Reid
WR.... L.McConkey	S..... A.Gilman	TE..... D.Njoku	S..... G.Delpit
QB..... J.Herbert	CB ..... C.Hart	WR.... J.Jeudy	S..... J.Thornhill
FB ... S.Matlock	CB ..... E.Molden	QB.... J.Winston	CB ..... D.Ward
RB..... J.Dobbins	CB ..... T.Still	RB .... N.Chubb	CB .... M.Emerson

# 2024 GAME SUMMARIES

## WEEK 10 vs. TENNESSEE



**TITANS 17  
CHARGERS 27**

Sunday, Nov. 10, 2024  
SoFi Stadium – Inglewood, Calif.



### GAME STATISTICS

TEAM	1	2	3	4	OT	F
Tennessee	7	0	3	7	—	17
L.A. Chargers	3	10	7	7	—	27

### SCORING SUMMARY

Team	Q	Time	Play
Chargers	1	8:08	C.Dicker 21 yd. Field Goal
Titans	1	4:25	C.Ridley 41 yd. pass from W.Lewis (N.Folk kick)
Chargers	2	12:07	C.Dicker 37 yd. Field Goal
Chargers	2	1:55	J.Herbert 4 yd. run (C.Dicker kick)
Titans	3	7:51	N.Folk 27 yd. Field Goal
Chargers	3	3:24	Q.Johnston 16 yd. pass from J.Herbert (C.Dicker kick)
Chargers	4	7:39	H.Haskins 1 yd. run (C.Dicker kick)
Titans	4	0:49	C.Ridley 15 yd. pass from W.Lewis (N.Folk kick)

### TEAM STATISTICS

	TEN	LAC
FIRST DOWNS:	19	23
TOTAL NET YARDS:	289	309
NET RUSHING YARDS:	132	145
NET PASSING YARDS:	157	164
PENALTIES/YARDS:	9-68	5-30
3RD DOWN EFFICIENCY (%):	3-9 (33.3%)	4-10 (40.0%)
PUNTS/AVERAGE:	4-53.5	3-38.7
SACKS/YARDS:	0/0	7/18
FUMBLES/LOST:	1-0	0-0
POINTS OFF TURNOVERS:	0	0
AVG. DRIVE START:	OWN 31	OWN 30
TIME OF POSSESSION:	29:01	30:59

### INDIVIDUAL TOP PERFORMERS



#### PASSING

	CMP	ATT	YDS	TD	INT	RT		CMP	ATT	YDS	TD	INT	RT
J.Herbert	14	18	164	1	0	123.1	W.Lewis	18	23	175	2	0	127.4

#### RUSHING

	ATT	YDS	AVG	LG	TD		ATT	YDS	AVG	LG	TD
G.Edwards	10	55	5.5	11	0	T.Spears	7	47	6.7	19	0
J.Dobbins	15	50	3.3	12	0	T.Pollard	9	44	4.9	15	0

#### RECEIVING

	REC	YDS	AVG	LG	TD		REC	YDS	AVG	LG	TD
W.Dissly	5	30	6.0	14	0	C.Ridley	5	84	16.8	41	2
J.Dobbins	3	5	1.7	4	0	T.Pollard	4	19	4.8	15	0
L.McConkey	2	52	26.0	37	0	N.Westbrook-Ikhine	3	31	10.3	13	0
Q.Johnston	2	24	12.0	16	1	T.Spears	3	4	1.3	6	0

**TACKLES (SOLO) - LAC:** D.Henley 13 (10), E.Molden 8 (4), B.Dupree 5 (4);  
**TEN:** J.Gibbens 15 (10), M.Brown 7 (5), K.Murray 6 (3).

**SACKS - LAC:** T.Tuipulotu 2-7, B.Dupree 2-1, P.Ford 1-7, J.Bosa 1-2, D.Henley 1-1; **TEN:** None.

**INTERCEPTIONS - LAC:** None; **TEN:** None.

#### STARTERS

WR ... Q.Johnston	OLB ..... K.Mack	WR ... N.Westbrook-Ikhine	OLB ..... A.Key
LT ..... R.Slater	DL ..... P.Ford	TE ..... N.Vannett	NT ..... T.Sweat
LG ..... Z.Johnson	DL ..... O.Ogbonnia	LT ..... J.Latham	DT ..... J.Simmons
C ..... B.Bozeman	OLB .. T.Tuipulotu	LG ..... P.Skoronski	OLB ..... H.Landry
RG ... J.Salyer	LB ... D.Perryman	C ..... D.Brunskill	ILB ..... K.Murray
RT ... J.Alt	LB ..... D.Henley	RG ..... D.Radunz	LB ..... J.Gibbens
WR ... J.Reagor	S ..... D.James	RT ..... L.Watson	CB ..... R.McCrear
TE ..... W.Dissly	S ..... A.Gilman	WR ... C.Ridley	CB ..... D.Baker
WR ... L.McConkey	CB ..... C.Hart	WR.... T.Boyd	CB ..... J.Brownlee
QB ... J.Herbert	CB ..... E.Molden	QB.... W.Lewis	S ..... A.Hooker
RB ... J.Dobbins	CB ..... T.Still	RB .... T.Pollard	S ..... M.Brown

## WEEK 11 vs. CINCINNATI



**BENGALS 27  
CHARGERS 34**

Sunday, Nov. 17, 2024  
SoFi Stadium – Inglewood, Calif.



### GAME STATISTICS

TEAM	1	2	3	4	OT	F
Cincinnati	3	3	14	7	—	27
L.A. Chargers	7	17	3	7	—	34

### SCORING SUMMARY

Team	Q	Time	Play
Bengals	1	6:27	E.McPherson 26 yd. Field Goal
Chargers	1	3:34	W.Dissly 29 yd. pass from J.Herbert (C.Dicker kick)
Bengals	2	12:54	E.McPherson 27 yd. Field Goal
Chargers	2	11:02	Q.Johnston 26 yd. pass from J.Herbert (C.Dicker kick)
Chargers	2	4:35	J.Dobbins 1 yd. run (C.Dicker kick)
Chargers	2	0:00	C.Dicker 19 yd. Field Goal
Chargers	3	10:29	C.Dicker 53 yd. Field Goal
Bengals	3	5:27	J.Chase 4 yd. pass from J.Burrow (E.McPherson kick)
Bengals	3	2:53	T.Higgins 42 yd. pass from J.Burrow (E.McPherson kick)
Bengals	4	12:21	J.Chase 17 yd. pass from J.Burrow (E.McPherson kick)
Chargers	4	0:18	J.Dobbins 29 yd. run (C.Dicker kick)

### TEAM STATISTICS

	CIN	LAC
FIRST DOWNS:	24	24
TOTAL NET YARDS:	452	435
NET RUSHING YARDS:	110	155
NET PASSING YARDS:	342	280
PENALTIES/YARDS:	8-56	5-50
3RD DOWN EFFICIENCY (%):	5-17 (29.4%)	3-11 (27.3%)
PUNTS/AVERAGE:	5-50.0	6-46.7
SACKS/YARDS:	2/17	3/14
FUMBLES/LOST:	0-0	1-1
POINTS OFF TURNOVERS:	7	0
AVG. DRIVE START:	OWN 29	OWN 29
TIME OF POSSESSION:	34:08	25:52

### INDIVIDUAL TOP PERFORMERS



#### PASSING

	CMP	ATT	YDS	TD	INT	RT		CMP	ATT	YDS	TD	INT	RT
J.Herbert	17	36	297	2	0	94.3	J.Burrow	28	50	356	3	0	98.4

#### RUSHING

	ATT	YDS	AVG	LG	TD		ATT	YDS	AVG	LG	TD
J.Herbert	5	65	13.0	30	0	C.Brown	22	86	3.9	27	0
J.Dobbins	11	56	5.1	29	2	J.Burrow	2	28	14.0	14	0

#### RECEIVING

	REC	YDS	AVG	LG	TD		REC	YDS	AVG	LG	TD
L.McConkey	6	123	20.5	28	0	T.Higgins	9	148	16.4	42	1
W.Dissly	4	80	20.0	29	1	J.Chase	7	75	10.7	32	2
Q.Johnston	2	48	24.0	26	1	C.Brown	5	57	11.4	34	0
J.Palmer	2	23	11.5	12	0	A.Iosivas	3	46	15.3	27	0

**TACKLES (SOLO) - LAC:** D.Henley 11 (5), D.James 10 (7), A.Gilman 6 (4);  
**CIN:** G.Stone 9 (8), L.Wilson 8 (4), G.Pratt 8 (4).

**SACKS - LAC:** T.Tuipulotu 1.5-5, P.Ford 1-7, D.James 0.5-2; **CIN:** J.Ossai 1-12, T.Hendrickson 0.5-2.5, C.Taylor-Britt 0.5-2.5.

**INTERCEPTIONS - LAC:** None; **CIN:** None.

#### STARTERS

WR ... Q.Johnston	DL ..... P.Ford	WR ... T.Higgins	DE .... S.Hubbard
TE ..... T.Fisk	DL ... O.Ogbonnia	LT ..... C.Ford	DT ..... B.Hill
LT ..... R.Slater	OLB .. T.Tuipulotu	LG .... C.Volson	DT ..... K.Jenkins
LG ..... Z.Johnson	OLB ..... J.Bosa	C ..... T.Karras	RDE ..T.Hendrickson
C ..... B.Bozeman	LB ... D.Perryman	RG ... A.Cappa	LB ..... L.Wilson
RG ... J.Salyer	LB ..... D.Henley	RT ... A.Mims	LB ..... G.Pratt
RT ... J.Alt	CB ..... C.Hart	WR ... J.Chase	NCB ..... M.Hilton
WR ... L.McConkey	CB ..... E.Molden	TE .... D.Sample	CB ..C.Taylor-Britt
WR ... J.Palmer	CB ..... K.Fulton	TE .... M.Gesicki	CB ..... D.Turner
QB ... J.Herbert	QB ..... D.James	QB ... J.Burrow	S ..... G.Stone
RB ... G.Edwards	S ..... A.Gilman	HB .... C.Brown	S ..... V.Bell

# 2024 GAME SUMMARIES

## WEEK 12 vs. BALTIMORE



**RAVENS 30  
CHARGERS 23**

Monday, Nov. 25, 2024  
SoFi Stadium – Inglewood, Calif.



### GAME STATISTICS

TEAM	1	2	3	4	OT	F
Baltimore	0	14	3	13	—	30
L.A. Chargers	7	6	3	7	—	23

### SCORING SUMMARY

Team	Q	Time	Play
Chargers	1	9:45	J.Herbert 5 yd. run (C.Dicker kick)
Chargers	2	11:26	C.Dicker 42 yd. Field Goal
Ravens	2	7:48	L.Jackson 10 yd. run (J.Tucker kick)
Ravens	2	0:24	R.Bateman 40 yd. pass from L.Jackson (J.Tucker kick)
Chargers	2	0:00	C.Dicker 52 yd. Field Goal
Ravens	3	9:29	J.Tucker 45 yd. Field Goal
Chargers	3	4:08	C.Dicker 52 yd. Field Goal
Ravens	4	12:32	M.Andrews 6 yd. pass from L.Jackson (pass failed)
Ravens	4	7:24	J.Hill 51 yd. run (J.Tucker kick)
Chargers	4	0:46	G.Edwards 1 yd. run (C.Dicker kick)

### TEAM STATISTICS

	BAL	LAC
FIRST DOWNS:	19	19
TOTAL NET YARDS:	389	285
NET RUSHING YARDS:	212	83
NET PASSING YARDS:	177	202
PENALTIES/YARDS:	9-102	7-62
3RD DOWN EFFICIENCY (%):	8-15 (53.3%)	5-14 (35.7%)
PUNTS/AVERAGE:	3-54.3	4-41.3
SACKS/YARDS:	4-16	1-0
FUMBLES/LOST:	0-0	1-0
POINTS OFF TURNOVERS:	0	0
AVG. DRIVE START:	OWN 26	OWN 31
TIME OF POSSESSION:	:30:57	:29:03

### INDIVIDUAL TOP PERFORMERS



#### PASSING

J.Herbert	CMP	ATT	YDS	TD	INT	RT	L.Jackson	CMP	ATT	YDS	TD	INT	RT
J.Herbert	21	36	218	0	0	75.9	L.Jackson	16	22	177	2	0	126.4

#### RUSHING

J.Dobbins	ATT	YDS	AVG	LG	TD	D.Henry	ATT	YDS	AVG	LG	TD
J.Dobbins	6	40	6.7	17	0	D.Henry	24	140	5.8	27	0
J.Herbert	4	29	7.3	12	1	J.Hill	4	55	13.8	51	1

#### RECEIVING

L.McConkey	REC	YDS	AVG	LG	TD	Z.Flowers	REC	YDS	AVG	LG	TD
L.McConkey	6	83	13.8	19	0	Z.Flowers	5	62	12.4	25	0
W.Dissly	4	47	11.8	18	0	M.Andrews	5	44	8.8	16	1
J.Palmer	3	38	12.7	17	0	R.Bateman	2	43	21.5	40	1
J.Dobbins	3	19	6.3	11	0	J.Hill	2	7	3.5	9	0

**TACKLES (SOLO) - LAC:** D.Henley 10 (4), N.Niemann 8 (4), T.Still 7 (4); **BAL:** M.Harrison 12 (6), N.Wiggins 6 (6), A.Washington 4 (4).

**SACKS - LAC:** D.James Jr. 1-0; **BAL:** K.Van Noy 1-8, B.Stephens 1-4, O.Oweh 1-3, J.Tupou 1-1.

**INTERCEPTIONS - LAC:** None; **BAL:** None.

#### STARTERS

TE..... T.Fisk	OLB..... K.Mack	TE..... M.Andrews	OLB... T.Robinson
LT..... R.Slater	DL..... O.Ogbonnia	LT..... R.Stanley	DT... N.Madubuike
LG..... Z.Johnson	DL..... P.Ford	LG..... P.Mekari	DT..... T.Jones
C..... B.Bozeman	OLB..... J.Bosa	C..... T.Linderbaum	DL... B.Washington
RG..... T.Pipkins	LB..... D.Henley	RG..... D.Faalele	WLB... T.Simpson
RT..... J.Alt	LB..... T.Dye	RT..... R.Rosengarten	LB..... K.Welch
WR.... J.Palmer	CB..... E.Molden	TE..... I.Likely	LB..... M.Harrison
WR.... Q.Johnston	CB..... K.Fulton	WR.... R.Bateman	CB.... B.Stephens
QB.... J.Herbert	CB..... T.Still	WR.... Z.Flowers	CB... M.Humphrey
FB.... S.Matlock	QB..... D.James	QB.... L.Jackson	S.... A.Washington
RB.... J.Dobbins	S..... A.Gilman	RB.... D.Henry	S..... K.Hamilton

## WEEK 13 AT ATLANTA



**CHARGERS 17  
FALCONS 13**

Sunday, Dec. 1, 2024  
Mercedes-Benz Stadium – Atlanta, Ga.



### GAME STATISTICS

TEAM	1	2	3	4	OT	F
L.A. Chargers	3	6	8	0	—	17
Atlanta	7	0	6	0	—	13

### SCORING SUMMARY

Team	Q	Time	Play
Falcons	1	3:59	B.Robinson 2 yd. run (Y.Koo kick)
Chargers	1	1:39	C.Dicker 45 yd. Field Goal
Chargers	2	11:08	C.Dicker 51 yd. Field Goal
Chargers	2	0:58	C.Dicker 34 yd. Field Goal
Falcons	3	7:23	Y.Koo 41 yd. Field Goal
Chargers	3	1:39	T.Still 61 yd. interception return (J.Herbert-J.Palmer pass)
Falcons	3	0:03	Y.Koo 26 yd. Field Goal

### TEAM STATISTICS

	LAC	ATL
FIRST DOWNS:	10	24
TOTAL NET YARDS:	187	350
NET RUSHING YARDS:	56	116
NET PASSING YARDS:	131	234
PENALTIES/YARDS:	7-33	2-10
3RD DOWN EFFICIENCY (%):	3-11 (27.3%)	3-14 (21.4%)
PUNTS/AVERAGE:	3-48.7	2-41.0
SACKS/YARDS:	1-11	5/19
FUMBLES/LOST:	2-1	1-0
POINTS OFF TURNOVERS:	10	7
AVG. DRIVE START:	OWN 26	OWN 33
TIME OF POSSESSION:	:24:05	:35:55

### INDIVIDUAL TOP PERFORMERS



#### PASSING

J.Herbert	CMP	ATT	YDS	TD	INT	RT	K.Cousins	CMP	ATT	YDS	TD	INT	RT
J.Herbert	16	23	147	0	0	86.7	K.Cousins	24	39	245	0	4	40.0

#### RUSHING

G.Edwards	ATT	YDS	AVG	LG	TD	B.Robinson	ATT	YDS	AVG	LG	TD
G.Edwards	6	32	5.3	12	0	B.Robinson	26	102	3.9	15	1
K.Vidal	4	20	5.0	16	0	T.Allgeier	8	16	2.0	4	0

#### RECEIVING

L.McConkey	REC	YDS	AVG	LG	TD	D.London	REC	YDS	AVG	LG	TD
L.McConkey	9	117	13.0	48	0	D.London	9	86	9.6	17	0
Q.Johnston	2	12	6.0	8	0	B.Robinson	6	33	5.5	11	0
J.Palmer	1	11	11.0	11	0	R.McCloud	4	95	23.8	60	0
S.Smartt	1	3	3.0	3	0	D.Mooney	3	20	6.7	11	0

**TACKLES (SOLO) - LAC:** T.Dye 14 (7), D.James 10 (5), D.Henley 10 (3); **ATL:** K.Elliss 5 (3), C.Phillips 4 (3), D.Alford 4 (3).

**SACKS - LAC:** T.Tart 1.0-11; **ATL:** A.Ebiketie 2.0-2, K.Elliss 1-9, K.Street 1-7, D.Onyemata 1-1.

**INTERCEPTIONS - LAC:** T.Still 2-66-1, D.James 1-2-0, M.Maye 1-0-0; **ATL:** None.

#### STARTERS

WR.... L.McConkey	OLB..... K.Mack	TE..... K.Pitts	OLB..... M.Judon
TE..... T.Fisk	DL..... P.Ford	LT..... Ja.Matthews	DL... D.Onyemata
LT..... R.Slater	DL..... O.Ogbonnia	LG..... M.Bergeron	DL..... E.Goldman
LG..... Z.Johnson	OLB..... J.Bosa	C..... D.Dalman	DL..... G.Jarrett
C..... B.Bozeman	LB..... T.Dye	RG..... C.Lindstrom	OLB.... L.Carter
RG..... T.Pipkins	LB..... D.Henley	RT.... K.McGary	ILB... N.Landman
RT..... J.Alt	CB..... K.Fulton	WR.... D.London	ILB.... K.Elliss
WR.... D.Davis	CB..... E.Molden	WR.... R.McCloud	CB.... A.Terrell
QB.... J.Herbert	CB..... T.Still	WR.... D.Mooney	CB.... C.Phillips
FB.... S.Matlock	S..... D.James	QB.... K.Cousins	S..... J.Bates
RB.... G.Edwards	S..... T.Jefferson	RB.... B.Robinson	S..... J.Simmons

# 2024 GAME SUMMARIES

## WEEK 14 AT KANSAS CITY



### CHARGERS 17 CHIEFS 19

Sunday, Dec. 8, 2024

GEHA Field at Arrowhead Stadium – Kansas City, Mo.



### GAME STATISTICS

TEAM	1	2	3	4	OT	F
L.A. Chargers	0	0	14	3	—	17
Kansas City	3	10	0	6	—	19

### SCORING SUMMARY

Team	Q	Time	Play
Chiefs	1	10:05	M.Wright 47 yd. Field Goal
Chiefs	2	7:47	M.Wright 33 yd. Field Goal
Chiefs	2	0:47	D.Hopkins 9 yd. pass from P.Mahomes (M.Wright kick)
Chargers	3	7:12	G.Edwards 3 yd. run (C.Dicker kick)
Chargers	3	3:30	Q.Johnston 4 yd. pass from J.Herbert (C.Dicker kick)
Chiefs	4	13:04	M.Wright 50 yd. Field Goal
Chargers	4	4:35	C.Dicker 37 yd. Field Goal
Chiefs	4	0:00	M.Wright 31 yd. Field Goal

### TEAM STATISTICS

	LAC	KC
FIRST DOWNS:	20	20
TOTAL NET YARDS:	288	298
NET RUSHING YARDS:	94	96
NET PASSING YARDS:	194	202
PENALTIES/YARDS:	7-50	8-98
3RD DOWN EFFICIENCY (%):	6-16 (46.2%)	8-15 (53.3%)
PUNTS/AVERAGE:	5-42.6	4-51.8
SACKS/YARDS:	3/8	3/19
FUMBLES/LOST:	1-0	0-0
POINTS OFF TURNOVERS:	0	0
AVG. DRIVE START:	OWN 24	OWN 24
TIME OF POSSESSION:	30:53	29:07

### INDIVIDUAL TOP PERFORMERS



#### PASSING

	CMP	ATT	YDS	TD	INT	RT
J.Herbert	21	30	213	1	0	101.1
P.Mahomes	24	37	210	1	0	88.8

#### RUSHING

	ATT	YDS	AVG	LG	TD
G.Edwards	10	36	3.6	10	1
K.Vidal	8	34	4.3	8	0
I.Pacheco	14	55	3.9	9	0
P.Mahomes	4	17	4.3	10	0

#### RECEIVING

	REC	YDS	AVG	LG	TD
J.Palmer	6	78	13.0	38	0
Q.Johnston	5	48	9.6	21	1
S.Smartt	3	54	18.0	24	0
W.Dissly	2	19	9.5	15	0
T.Kelce	5	45	9.0	13	0
X.Worthy	5	41	8.2	14	0
D.Hopkins	4	32	8.0	10	1
N.Gray	4	26	6.5	8	0

**TACKLES (SOLO) - LAC:** D.Henley 8 (6), T.Still 6 (6), T.Dye 6 (4); **KC:** C.Conner 8 (6), D.Tranquill 7 (4), N.Bolton 5 (5).

**SACKS - LAC:** D.James 1-6, J.Bosa 1-7, K.Mack 0.5-1, T.Tuipulotu 0.5-1; **KC:** T.Wharton 2-11, N.Bolton 1-8.

**INTERCEPTIONS - LAC:** None; **KC:** None.

#### STARTERS

WR.....J.Palmer	OLB.....K.Mack	WR.....D.Hopkins	DE.....G.Karlaftis
TE.....T.Fisk	DL.....P.Ford	TE.....N.Gray	DT.....C.Jones
LT.....R.Slater	DL.....O.Ogbonnia	LT.....D.Humphries	DT.....M.Pennel
LG.....Z.Johnson	OLB.....J.Bosa	LG.....J.Thuney	DE.....M.Danna
C.....B.Bozeman	LB.....T.Dye	C.....C.Humphrey	LB.....N.Bolton
RG.....T.Pipkins	LB.....D.Henley	RG.....T.Smith	LB.....D.Tranquill
RT.....J.Alt	CB.....J.Fulton	RT.....J.Taylor	LB.....L.Chenail
WR.....J.Reagor	CB.....T.Still	TE.....T.Kelce	CB.....T.McDuffie
QB.....J.Herbert	S.....D.James	WR.....X.Worthy	CB.....J.Williams
FB.....S.Matlock	S.....E.Molden	QB.....P.Mahomes	S.....J.Reid
RB.....G.Edwards	S.....M.Maye	RB.....I.Pacheco	S.....B.Cook

## WEEK 15 vs. TAMPA BAY



### BUCCANEERS 40 CHARGERS 17

Sunday, Dec. 15, 2024

SoFi Stadium – Inglewood, Calif.



### GAME STATISTICS

TEAM	1	2	3	4	OT	F
Tampa Bay	7	6	17	10	—	40
L.A. Chargers	7	10	0	0	—	17

### SCORING SUMMARY

Team	Q	Time	Play
Buccaneers	1	11:14	J.McMillan 26 yd. pass from B.Mayfield (C.McLaughlin kick)
Chargers	1	6:18	L.McConkey 7 yd. pass from J.Herbert (C.Dicker kick)
Buccaneers	2	13:41	C.McLaughlin 22 yd. Field Goal
Chargers	2	8:47	C.Dicker 41 yd. Field Goal
Chargers	2	7:12	Q.Johnston 13 yd. pass from J.Herbert (C.Dicker kick)
Buccaneers	2	0:33	C.McLaughlin 37 yd. Field Goal
Buccaneers	3	10:23	M.Evans 57 yd. pass from B.Mayfield (C.McLaughlin kick)
Buccaneers	3	5:06	C.McLaughlin 42 yd. Field Goal
Buccaneers	3	1:36	M.Evans 35 yd. pass from B.Mayfield (C.McLaughlin kick)
Buccaneers	4	7:37	R.White 11 yd. pass from B.Mayfield (C.McLaughlin kick)
Buccaneers	4	2:51	C.McLaughlin 43 yd. Field Goal

### TEAM STATISTICS

	TB	LAC
FIRST DOWNS:	24	14
TOTAL NET YARDS:	506	206
NET RUSHING YARDS:	223	32
NET PASSING YARDS:	283	174
PENALTIES/YARDS:	8-83	7-60
3RD DOWN EFFICIENCY (%):	9-15 (60.0%)	0-6 (0.0%)
PUNTS/AVERAGE:	0-0.0	3-47.0
SACKS/YARDS:	3/25	1/5
FUMBLES/LOST:	1-1	2-1
POINTS OFF TURNOVERS:	7	7
AVG. DRIVE START:	OWN 36	OWN 33
TIME OF POSSESSION:	36:48	23:12

### INDIVIDUAL TOP PERFORMERS



#### PASSING

	CMP	ATT	YDS	TD	INT	RT
J.Herbert	21	33	195	2	1	87.3
B.Mayfield	22	27	288	4	1	135.3

#### RUSHING

	ATT	YDS	AVG	LG	TD
G.Edwards	8	23	2.9	8	0
K.Vidal	3	9	3.0	7	0
B.Irving	15	117	7.8	54	0
R.White	15	64	4.3	11	0

#### RECEIVING

	REC	YDS	AVG	LG	TD
L.McConkey	5	58	11.6	20	1
S.Smartt	5	50	10.0	31	0
Q.Johnston	5	45	9.0	13	1
D.Chark	2	16	8.0	12	0
M.Evans	9	159	17.7	57	2
J.McMillan	5	75	15.0	26	1
C.Otton	2	24	12.0	13	0
R.White	2	17	8.5	11	1

**TACKLES (SOLO) - LAC:** E.Molden 9 (7), T.Dye 9 (5), D.Henley 9 (3); **TB:** L.David 12 (8), J.Tryon 5 (4), Z.McCollum 4 (4).

**SACKS - LAC:** T.Dye 1-5; **TB:** L.David 1.5-15.5, L.Hall 1.5-9.5.

**INTERCEPTIONS - LAC:** T.Still 1-18-0; **TB:** J.Dean 1-0-0.

#### STARTERS

WR.....Q.Johnston	OLB.....K.Mack	WR.....M.Evans	OLB.....A.Nelson
WR.....L.Shenault	DL.....P.Ford	LT.....T.Wirfs	DL.....C.Kancey
LT.....R.Slater	DL.....O.Ogbonnia	LG.....B.Bredeson	NT.....V.Vea
LG.....Z.Johnson	OLB.....J.Bosa	C.....G.Barton	DL.....L.Hall
C.....B.Bozeman	LB.....T.Dye	RG.....C.Mauch	OLB.....Y.Diaby
RG.....T.Pipkins	LB.....D.Henley	RT.....L.Goedeke	LB.....L.David
RT.....J.Alt	CB.....J.Fulton	WR.....J.McMillan	CB.....J.Dean
TE.....S.Smartt	CB.....T.Still	WR.....S.Shepard	CB.....Z.McCollum
WR.....L.McConkey	S.....D.James	QB.....B.Mayfield	S.....C.Izien
QB.....J.Herbert	S.....E.Molden	TE.....C.Otton	S.....K.Merriweather
RB.....G.Edwards	S.....T.Jefferson	RB.....R.White	S.....T.Smith

# 2024 GAME SUMMARIES

## WEEK 16 vs. DENVER



**BRONCOS 27  
CHARGERS 34**

Thursday, Dec. 19, 2024  
SoFi Stadium – Inglewood, Calif.



### GAME STATISTICS

TEAM	1	2	3	4	OT	F
Denver	7	14	3	3	—	27
L.A. Chargers	7	6	6	15	—	34

### SCORING SUMMARY

Team	Q	Time	Play
Broncos	1	7:34	A.Estime 3 yd. run (W.Lutz kick)
Chargers	1	3:09	G.Edwards 1 yd. run (C.Dicker kick)
Broncos	2	12:17	M.Burton 1 yd. pass from B.Nix (W.Lutz kick)
Chargers	2	8:50	C.Dicker 37 yd. Field Goal
Broncos	2	6:22	D.Vele 6 yd. pass from B.Nix (W.Lutz kick)
Chargers	2	0:00	C.Dicker 57 yd. Field Goal
Broncos	3	8:31	W.Lutz 41 yd. Field Goal (11-47, 6:29) 24 13
Chargers	3	2:58	G.Edwards 5 yd. run (run failed) (10-70, 5:33)
Chargers	4	12:23	D.Davis 19 yd. pass from J.Herbert (J.Herbert-J.Palmer pass)
Chargers	4	2:27	H.Haskins 34 yd. pass from J.Herbert (C.Dicker kick)
Broncos	4	0:57	W.Lutz 55 yd. Field Goal

### TEAM STATISTICS

	DEN	LAC
FIRST DOWNS:	22	23
TOTAL NET YARDS:	355	380
NET RUSHING YARDS:	110	117
NET PASSING YARDS:	245	263
PENALTIES/YARDS:	7-61	2-8
3RD DOWN EFFICIENCY (%):	5-13 (38.5%)	6-12 (50.0%)
PUNTS/AVERAGE:	5-45.6	3-41.7
SACKS/YARDS:	2-21	2-18
FUMBLES/LOST:	1-0	1-0
POINTS OFF TURNOVERS:	0	0
AVG. DRIVE START:	OWN 29	OWN 29
TIME OF POSSESSION:	32:23	27:37

### INDIVIDUAL TOP PERFORMERS



#### PASSING

	CMP	ATT	YDS	TD	INT	RT		CMP	ATT	YDS	TD	INT	RT
J.Herbert	23	31	284	2	1	110.1	B.Nix	29	40	263	2	0	106.6

#### RUSHING

	ATT	YDS	AVG	LG	TD		ATT	YDS	AVG	LG	TD
G.Edwards	14	68	4.9	43	2	A.Estime	9	48	5.3	9	1
J.Herbert	8	28	3.5	18	0	B.Nix	3	25	8.3	15	0

#### RECEIVING

	REC	YDS	AVG	LG	TD		REC	YDS	AVG	LG	TD
L.McConkey	6	87	14.5	27	0	D.Vele	7	29	4.1	12	0
J.Palmer	3	41	13.7	24	0	C.Sutton	5	50	10.0	18	0
S.Smartt	3	37	12.3	19	0	M.Mims	3	62	20.7	53	0
Q.Johnston	3	18	6.0	6	0	L.Krull	3	21	7.0	10	0

**TACKLES (SOLO) – LAC:** D.Henley 10 (7), T.Jefferson 7 (4), K.Fulton 6 (6); **DEN:** B.Jones 10 (7), C.Barton 7 (5), P.Locke 6 (2).

**SACKS – LAC:** J.Bosa 1-8, B.Dupree 1-8; **DEN:** D.Tillman 1-10, D.Sanders 1-11.

**INTERCEPTIONS – LAC:** None; **DEN:** K.Abrams-Drain, 1-17-0.

#### STARTERS

WR..... J.Palmer	DL..... P.Ford	WR..... D.Vele	DT..... D.Jones
LT..... R.Slater	DL..... O.Ogbonnia	LT..... G.Bolles	DT..... J.Franklin-Myers
LG..... Z.Johnson	DL..... M.Fox	LG..... B.Powers	DE..... S.Allen
C..... B.Bozeman	OLB..... K.Mack	C..... L.Wattenberg	OLB..... N.Bonitto
RG..... T.Pipkins	LB..... D.Perryman	RG..... Q.Meinerz	SLB..... J.Cooper
RT..... J.Alt	LB..... D.Henley	RT..... M.McGlinchey	ILB..... J.Strnad
TE..... S.Smartt	OLB..... T.Tuipulotu	OL..... M.Pearl	ILB..... C.Barton
WR..... L.McConkey	CB..... K.Fulton	TE..... A.Trautman	LCB..... P.Surtain
QB..... J.Herbert	CB..... T.Still	QB..... B.Nix	CB..... D.Mathis
RB..... G.Edwards	S..... D.James	TE..... N.Adkins	S..... B.Jones
FB..... S.Matlock	S..... T.Jefferson	RB..... A.Estime	S..... P.Locke

## WEEK 17 AT NEW ENGLAND



**CHARGERS 40  
PATRIOTS 7**

Saturday, Dec. 28, 2024  
Gillette Stadium – Foxborough, Mass.



### GAME STATISTICS

TEAM	1	2	3	4	OT	F
L.A. Chargers	7	13	10	10	—	40
New England	0	7	0	0	—	7

### SCORING SUMMARY

Team	Q	Time	Play
Chargers	1	3:21	D.Davis 23 yd. pass from J.Herbert (C.Dicker kick)
Chargers	2	10:15	C.Dicker 27 yd. Field Goal
Chargers	2	2:55	L.McConkey 6 yd. pass from J.Herbert (C.Dicker kick)
Patriots	2	1:24	D.Douglas 36 yd. pass from D.Maye (J.Slye kick)
Chargers	2	0:02	C.Dicker 38 yd. Field Goal
Chargers	3	7:37	L.McConkey 40 yd. pass from J.Herbert (C.Dicker kick)
Chargers	3	5:43	C.Dicker 41 yd. Field Goal
Chargers	4	11:58	J.Dobbins 2 yd. run (C.Dicker kick)
Chargers	4	3:47	C.Dicker 35 yd. Field Goal

### TEAM STATISTICS

	LAC	NE
FIRST DOWNS:	29	11
TOTAL NET YARDS:	428	181
NET RUSHING YARDS:	147	96
NET PASSING YARDS:	281	85
PENALTIES/YARDS:	6-54	7-60
3RD DOWN EFFICIENCY (%):	10-17 (58.8%)	2-10 (20.0%)
PUNTS/AVERAGE:	2-46.0	4-55.0
SACKS/YARDS:	4/30	0/0
FUMBLES/LOST:	0-0	1-1
POINTS OFF TURNOVERS:	7	0
AVG. DRIVE START:	OWN 34	OWN 29
TIME OF POSSESSION:	40:34	19:26

### INDIVIDUAL TOP PERFORMERS



#### PASSING

	CMP	ATT	YDS	TD	INT	RT		CMP	ATT	YDS	TD	INT	RT
J.Herbert	26	38	281	3	0	116.2	D.Maye	12	22	117	1	0	84.8

#### RUSHING

	ATT	YDS	AVG	LG	TD		ATT	YDS	AVG	LG	TD
J.Dobbins	19	76	4.0	13	1	A.Gibson	12	63	5.3	20	0
H.Haskins	8	30	3.8	8	0	D.Maye	6	32	5.3	12	0

#### RECEIVING

	REC	YDS	AVG	LG	TD		REC	YDS	AVG	LG	TD
L.McConkey	8	94	11.8	40	2	D.Douglas	4	46	11.5	36	1
Q.Johnston	5	48	9.6	19	0	K.Boutte	4	28	7.0	9	0
J.Palmer	4	41	10.3	19	0	A.Hooper	3	19	6.3	9	0
D.Davis	2	29	14.5	23	1	K.Bourne	2	22	11.0	18	0

**TACKLES (SOLO) – LAC:** K.Fulotn 5 (5), T.Dye 5 (4), T.Still 4 (4); **NE:** J.Tavai 10 (5), K.Dugger 9 (6), D.Godchaux 8 (3).

**SACKS – LAC:** D.James 2-21, K.Mack 1-7, T.Tuipulotu 1-2; **NE:** None.

**INTERCEPTIONS – LAC:** None; **NE:** None.

#### STARTERS

WR..... L.McConkey	OLB..... K.Mack	TE..... H.Henry	OLB.. A.Jennings
TE..... T.Fisk	DL..... O.Ogbonnia	WR..... D.Douglas	DT..... J.Pharms
LT..... R.Slater	DL..... P.Ford	LT..... V.Lowe	DT..... D.Godchaux
LG..... Z.Johnson	OLB..... J.Bosa	LG..... L.Robinson	DT..... D.Ekual
C..... B.Bozeman	LB..... T.Dye	C..... C.Strange	DE..... D.Wise
RG..... J.Salyer	LB..... D.Henley	RG..... M.Onwenu	LB..... J.Tavai
RT..... J.Alt	CB..... K.Fulton	RT..... D.Jacobs	LB..... S.Takitaki
WR..... Q.Johnston	CB..... T.Still	WR..... K.Bourne	CB..... C.Gonzalez
QB..... J.Herbert	S..... D.James	WR..... K.Boutte	CB..... A.Austin
FB..... S.Matlock	S..... E.Molden	QB..... D.Maye	S..... K.Dugger
RB..... J.Dobbins	S..... T.Jefferson	RB..... R.Stevenson	S..... M.Mapu

# 2024 GAME SUMMARIES

## WEEK 18 AT LAS VEGAS



**CHARGERS 34  
RAIDERS 20**

Sunday, Jan. 5, 2025  
Allegiant Stadium – Las Vegas, Nev.



### GAME STATISTICS

TEAM	1	2	3	4	OT	F
L.A. Chargers	3	14	3	14	—	34
Las Vegas	3	7	3	7	—	20

### SCORING SUMMARY

Team	Q	Time	Play
Raiders	1	2:46	D.Carlson 40 yd. Field Goal
Chargers	1	0:11	C.Dicker 33 yd. Field Goal
Raiders	2	13:04	J.Meyers 25 yd. pass from A.O'Connell
Chargers	2	5:28	C.Dicker 32 yd. Field Goal
Chargers	2	1:05	C.Dicker 49 yd. Field Goal
Chargers	2	0:10	D.Chark 6 yd. pass from J.Herbert (J.Herbert-L.McConkey pass)
Chargers	3	7:10	C.Dicker 20 yd. Field Goal (13-69, 7:50) 20 10
Raiders	3	2:15	D.Carlson 47 yd. Field Goal
Chargers	4	13:32	W.Dissly 2 yd. pass from J.Herbert (C.Dicker kick)
Chargers	4	3:38	H.Haskins 2 yd. run (C.Dicker kick)
Raiders	4	0:25	B.Bowers 12 yd. pass from A.O'Connell (D.Carlson kick)

### TEAM STATISTICS

	LAC	LV
FIRST DOWNS:	26	16
TOTAL NET YARDS:	473	264
NET RUSHING YARDS:	137	39
NET PASSING YARDS:	336	225
PENALTIES/YARDS:	7-40	3-28
3RD DOWN EFFICIENCY (%):	7-14 (50.0%)	2-9 (22.2%)
PUNTS/AVERAGE:	1-47.0	3-60.0
SACKS/YARDS:	0-0	1-10
FUMBLES/LOST:	1-0	0-0
POINTS OFF TURNOVERS:	7	0
AVG. DRIVE START:	OWN 32	OWN 31
TIME OF POSSESSION:	38:58	21:02

### INDIVIDUAL TOP PERFORMERS



#### PASSING

	CMP	ATT	YDS	TD	INT	RT
J.Herbert	28	36	346	2	0	125.2
A.O'Connell	24	34	214	2	1	94.5

#### RUSHING

	ATT	YDS	AVG	LG	TD
J.Dobbins	18	63	3.5	10	0
J.Herbert	4	42	10.5	41	0
A.Mattison	6	20	3.3	11	0
A.O'Connell	4	13	3.3	9	0

#### RECEIVING

	REC	YDS	AVG	LG	TD
Q.Johnston	13	186	14.3	39	0
L.McConkey	5	95	19.0	47	0
W.Dissly	5	42	8.4	15	1
J.Dobbins	3	12	4.0	9	0
J.Meyers	9	123	13.7	25	1
B.Bowers	4	50	12.5	21	1
M.Mayer	4	21	5.3	11	0
A.Mattison	4	11	2.8	6	0

**TACKLES (SOLO) - LAC:** T.Still 7 (5), T.Dye 5 (3), D.Henley 5 (2);  
**LV:** R.Spillane 16 (6), D.Richardson 10 (5), I.Pola-Mao 8 (4).

**SACKS - LAC:** None; **LV:** A.Butler 1-10.

**INTERCEPTIONS - LAC:** D.Henley 1-4-0; **LV:** None.

#### STARTERS

WR.....L.McConkey	OLB.....K.Mack	TE.....H.Bryant	DE.....C.Snowden
WR.....Q.Johnston	DL.....O.Ogbonnia	TE.....M.Mayer	DT.....A.Butler
LT.....J.Alt	DL.....P.Ford	LT.....K.Miller	DT.....J.Jenkins
LG.....Z.Johnson	DL.....M.Fox	LG.....J.Powers-Johnson	DT.....J.Laulu
C.....B.Bozeman	OLB...T.Tuipulotu	C.....A.James	OLB.....D.Deablo
RG.....J.Salyer	LB.....D.Henley	RG.....D.Parham	MLB.....R.Spillane
RT.....T.Pipkins	LB.....J.Colson	RT.....D.Glaze	CB.....D.Richardson
TE.....W.Dissly	CB.....K.Fulton	TE.....B.Bowers	CB.....J.Jones
QB.....J.Herbert	CB.....T.Still	WR.....J.Meyers	S.....T.Harper
FB.....S.Matlock	S.....A.Gilman	QB.....A.O'Connell	S.....T.Moehrig
RB.....J.Dobbins	S.....D.James	RB.....A.Mattison	S.....I.Pola-Mao

## AFC WILD CARD AT HOUSTON



**CHARGERS 12  
TEXANS 32**

Saturday, Jan. 11, 2025  
NRG Stadium – Houston, Texas



### GAME STATISTICS

TEAM	1	2	3	4	OT	F
L.A. Chargers	6	0	0	6	—	12
Houston	0	10	10	12	—	32

### SCORING SUMMARY

Team	Q	Time	Play
Chargers	1	9:37	C.Dicker 35 yd. Field Goal
Chargers	1	6:35	C.Dicker 39 yd. Field Goal
Texans	2	0:58	N.Collins 13 yd. pass from C.Stroud (K.Fairbairn kick)
Texans	2	0:03	K.Fairbairn 41 yd. Field Goal
Texans	3	4:48	K.Fairbairn 37 yd. Field Goal
Texans	3	0:13	E.Murray 38 yd. interception return
Texans	4	12:00	K.Fairbairn 30 yd. Field Goal
Chargers	4	10:38	L.McConkey 86 yd. pass from J.Herbert
Texans	4	10:38	D.Ross defensive two point conversion
Texans	4	3:42	J.Mixon 17 yd. run (K.Fairbairn kick)

### TEAM STATISTICS

	LAC	HOU
FIRST DOWNS:	15	20
TOTAL NET YARDS:	261	429
NET RUSHING YARDS:	50	168
NET PASSING YARDS:	211	261
PENALTIES/YARDS:	2-10	8-86
3RD DOWN EFFICIENCY (%):	3-11 (27.3%)	5-14 (35.7%)
PUNTS/AVERAGE:	5-44.2	4-45.8
SACKS/YARDS:	3/21	4/31
FUMBLES/LOST:	1-0	3-2
POINTS OFF TURNOVERS:	3	10
AVG. DRIVE START:	OWN 33	OWN 30
TIME OF POSSESSION:	25:35	34:25

### INDIVIDUAL TOP PERFORMERS



#### PASSING

	CMP	ATT	YDS	TD	INT	RT
J.Herbert	14	32	242	1	4	40.9
C.Stroud	22	33	282	1	1	90.7

#### RUSHING

	ATT	YDS	AVG	LG	TD
J.Dobbins	9	26	2.9	8	0
G.Edwards	7	22	3.1	8	0
J.Mixon	25	106	4.2	17	1
C.Stroud	6	42	7.0	27	9

#### RECEIVING

	REC	YDS	AVG	LG	TD
L.McConkey	9	197	21.9	86	1
W.Dissly	2	16	8.0	9	0
T.Fisk	1	15	15.0	15	0
D.Chark	1	10	10.0	10	0
N.Collins	7	122	17.4	41	1
J.Metchie	4	28	7.0	10	0
C.Stover	4	28	7.0	11	0
D.Schultz	2	23	11.5	14	0

**TACKLES (SOLO) - LAC:** D.Henley 10 (6), A.Gilman 9 (4), T.Dye 8 (6);  
**HOU:** E.Murray 7 (4), A.Al-Shaair 6 (3), H.To'oTo'o 6 (3).

**SACKS - LAC:** K.Mack 2-16, J.Bosa 1-5; **HOU:** W.Anderson 1.5-11.5, M.Edwards 1.5-13.5, D.Autry 1-6.

**INTERCEPTIONS - LAC:** D.Leonard 1-0-0; **HOU:** D.Stingley 2-70-0, E.Murray 1-38-1, K.Lassiter 1-0-0.

#### STARTERS

WR.....L.McConkey	OLB.....K.Mack	WR.....J.Metchie	DE.....D.Hunter
TE.....W.Dissly	DL.....O.Ogbonnia	WR...N.Collins	DT.....T.Settle
LT.....R.Slater	DL.....P.Ford	WR....X.Hutchinson	DT.....F.Fatukasi
LG.....Z.Johnson	OLB.....J.Bosa	LT.....L.Tunsil	DE...W.Anderson
C.....B.Bozeman	LB...D.Perryman	LG.....T.Howard	LB.....H.To'oTo'o
RG.....J.Salyer	LB.....D.Henley	C.....J.Patterson	LB.....A.Al-Shaair
RT.....J.Alt	CB.....K.Fulton	RG.....K.Scruggs	LB.....C.Harris
WR.....Q.Johnston	CB.....C.Hart	RT.....B.Fisher	CB.....D.Stingley
QB.....J.Herbert	S.....D.James	TE.....D.Schultz	CB.....K.Lassiter
FB.....S.Matlock	S.....A.Gilman	QB.....C.Stroud	S.....C.Bullock
RB.....J.Dobbins	S.....T.Jefferson	RB.....J.Mixon	S.....E.Murray

# 2025 LOS ANGELES CHARGERS NUMERICAL ROSTER

## ACTIVE ROSTER

No.	Name	Pos.	Ht.	Wt.	Age	Exp.	College	Hometown	How Acq.
0	Daiyan Henley	LB	6-0	225	25	3	Washington State	Los Angeles, Calif.	D3-'23
1	Quentin Johnston	WR	6-2	208	23	3	TCU	Temple, Texas	D1-'23
2	Elijah Molden	DB	5-10	192	25	5	Washington	West Linn, Ore.	T (Ten)-'24
3	Derwin James Jr.	S	6-2	215	29	8	Florida State	Haines City, Fla.	D1-'18
4	Taylor Heinicke	QB	6-1	210	32	8	Old Dominion	Atlanta, Ga.	T (Atl)-'24
5	Trey Lance	QB	6-4	226	25	5	North Dakota State	Marshall, Minn.	UFA (Dal)-'25
6	Denzel Perryman	LB	5-11	240	32	11	Miami	Coral Gables, Fla.	UFA (Hou)-'24
8	Omarion Hampton	RB	6-0	220	22	R	North Carolina	Clayton, N.C.	D1-'25
9	Tre' Harris	WR	6-3	210	23	R	Mississippi	Broussard, La.	D2-'25
10	Justin Herbert	QB	6-6	236	27	6	Oregon	Eugene, Ore.	D1a-'20
11	Cameron Dicker	K	6-1	216	25	4	Texas	Austin, Texas	FA-'22
12	Derius Davis	WR	5-8	165	24	3	TCU	St. Francisville, La.	D4-'23
13	DJ Uiagalelei	QB	6-4	252	24	R	Florida State	Inland Empire, Calif.	FA-'25
15	Ladd McCConkey	WR	6-0	185	23	2	Georgia	Chatsworth, Ga.	D2-'24
16	JK Scott	P	6-5	208	29	7	Alabama	Denver, Colo.	FA-'22
20	Cam Hart	CB	6-2	207	24	2	Notre Dame	Baltimore, Md.	D5b-'24
23	Tony Jefferson	S	5-11	212	33	11	Oklahoma	Chula Vista, Calif.	FA-'24
24	Benjamin St-Juste	CB	6-3	200	27	5	Minnesota	Montreal, Quebec, Canada	UFA (Was)-'25
25	Junior Colson	LB	6-3	247	22	2	Michigan	Franklin, Tenn.	D3-'24
26	Donte Jackson	CB	5-10	180	29	8	Louisiana State	Metairie, La.	UFA (Pit)-'25
27d	RJ Mickens	S	6-0	210	24	R	Clemson	Southlake, Texas	D6b-'25
27o	JaQuae Jackson	WR	6-1	184	25	2	Rutgers	Pittsburgh, Pa.	FA-'25
28	Hassan Haskins	RB	6-2	228	25	4	Michigan	St. Louis, Mo.	W (Ten)-'24
29	Traheeb Still	CB	6-1	196	23	2	Maryland	Sicklerville, N.J.	D5a-'24
30	Kimani Vidal	RB	5-8	215	23	2	Troy	Marietta, Ga.	D6-'24
31d	Trikweze Bridges	DB	6-2	200	24	R	Florida	Lanett, Ala.	D7-'25
31o	Nyheim Miller-Hines	RB	5-9	196	28	6	North Carolina State	Garner, N.C.	FA-'25
32	Alohi Gilman	S	5-10	201	27	6	Notre Dame	Laie, Hawaii	D6-'20
33	Deane Leonard	DB	6-0	195	25	4	Mississippi	Calgary, Alberta, Canada	D7a-'22
34	Jaret Patterson	RB	5-8	195	25	2	Buffalo	Glendale, Md.	FA-'23
35d	Jaylen Jones	S	6-1	203	22	R	Virginia Tech	Richmond, Va.	FA-'25
35o	Raheim Sanders	RB	6-0	230	23	R	South Carolina	Palm Bay, Fla.	FA-'25
36	Ja'Sir Taylor	DB	5-10	185	26	4	Wake Forest	Asbury Park, N.J.	D6b-'22
37d	Jordan Oladokun	CB	6-0	190	23	R	Bowling Green State	Tampa, Fla.	FA-'25
37o	Luke Grimm	WR	6-0	190	23	R	Kansas	Raymore, Mo.	FA-'25
38d	Emany Johnson	LB	6-2	218	24	1	Nevada	Richmond, Calif.	FA-'24
38o	Daleyon Campbell	WR	6-4	220	23	R	South Carolina	Houston, Texas	FA-'25
39d	Eric Rogers	CB	6-2	189	23	R	Rutgers	Burlington Township, N.J.	FA-'25
39o	Jaylen Johnson	WR	6-2	194	25	1	East Carolina	Duluth, Ga.	FA-'24
40	Kendall Williamson	S	6-0	203	24	1	Stanford	Snellville, Ga.	FA-'24
41	Stevio Klotz	TE	6-4	260	23	R	Iowa State	Chaska, Minn.	FA-'25
42	Tucker Fisk	TE	6-4	285	26	3	Stanford	Davis, Calif.	FA-'24
43	Troy Dye	LB	6-3	225	28	6	Oregon	Norco, Calif.	UFA (Min)-'24
44	Scott Matlock	FB/DL	6-4	296	25	3	Boise State	Homedale, Idaho	D6-'23
45	Tuli Tuipulotu	OLB	6-3	266	22	3	Southern California	Hawthorne, Calif.	D2-'23
46d	Nikko Reed	CB	5-10	180	22	R	Oregon	Oakland, Calif.	FA-'25
46o	McCallan Castles	TE	6-5	252	25	1	Tennessee	South Lake Tahoe, Calif.	FA-'24
47	Josh Harris	LS	6-1	224	36	14	Auburn	Carrollton, Ga.	UFA (Atl)-'22
48	Bud Dupree	OLB	6-4	269	32	11	Kentucky	Macon, Ga.	FA-'24
49d	Myles Purchase	CB	5-11	205	22	R	Iowa State	Denver, Colo.	FA-'25
49o	Jordan Petaia	TE	6-3	227	25	R	-	Brisbane, Queensland, Australia	FA (IPP)-'25
50	Caleb Murphy	OLB	6-3	254	25	2	Ferris State	Campbellsburg, Ind.	FA-'24
52	Khalil Mack	OLB	6-3	269	34	12	Buffalo	Fort Pierce, Fla.	T (Chi)-'22
54	Kyle Kennard	OLB	6-5	254	23	R	South Carolina	Atlanta, Ga.	D4-'25
56	Kana'i Mauga	LB	6-2	245	25	3	Southern California	Waianae, Hawaii	FA-'25
57	Tre'Mon Morris-Brash	OLB	6-2	245	24	1	Central Florida	Richmond, Va.	FA-'24
58	Marlowe Wax	LB	6-1	236	22	R	Syracuse	Baltimore, Md.	FA-'25
59	Kylan Guidry	OLB	6-4	240	23	R	Western Kentucky	Opelousas, La.	FA-'25
60	Nesta Jade Silvera	DL	6-2	304	25	3	Arizona State	Pembroke Pines, Fla.	FA-'25
61	Karsen Barnhart	G	6-5	316	24	1	Michigan	Paw Paw, Mich.	FA-'24
62	Nash Jones	G	6-5	320	23	R	Texas State	Dallas, Texas	FA-'25
63	Josh Kaltenberger	C	6-6	308	23	R	Maryland	Pittsburgh, Pa.	FA-'25
65	Corey Stewart	T	6-6	318	23	R	Purdue	Nashville, Tenn.	FA-'25
68	Jamaree Salyer	OL	6-4	325	25	4	Georgia	Atlanta, Ga.	D6a-'22
70	Rashawn Slater	T	6-4	315	26	5	Northwestern	Sugar Land, Texas	D1-'21
71	Branson Taylor	G	6-6	330	23	R	Pittsburgh	Lorain, Ohio	D6a-'25
73	Mekhi Becton Sr.	G	6-7	363	26	6	Louisville	Highland Springs, Va.	UFA (Phi)-'25
74	Ryan Nelson	T	6-6	315	25	R	Virginia	Buena Park, Calif.	FA-'25
75	Bradley Bozeman	C	6-5	325	30	8	Alabama	Roanoke, Ala.	FA-'24
76	Joe Alt	T	6-8	322	22	2	Notre Dame	North Oaks, Minn.	D1-'24
77	Zion Johnson	G	6-3	316	25	4	Boston College	Bowie, Md.	D1-'22
78	Andre James	C	6-4	300	28	7	UCLA	Herriman, Utah	FA-'25
79	Trey Pipkins III	G/T	6-6	307	28	7	Sioux Falls	Apple Valley, Minn.	D3-'19
82	Brenden Rice	WR	6-3	210	23	2	Southern California	Chandler, Ariz.	D7a-'24
83	Tyler Conklin	TE	6-3	248	30	8	Central Michigan	Chesterfield, Mich.	UFA (NYJ)-'25
84	KeAndre Lambert-Smith	WR	6-1	182	23	R	Auburn	Norfolk, Va.	D5a-'25
86	Oronde Gadsden	TE	6-5	236	22	R	Syracuse	Plantation, Fla.	D5b-'25
87	Dez Fitzpatrick	WR	6-2	208	27	2	Louisville	Farmington Hills, Mich.	FA-'24
88	Jalen Reagor	WR	5-11	197	26	5	TCU	Waxahachie, Texas	FA-'24
89	Will Dissly	TE	6-4	265	29	8	Washington	Bozeman, Mont.	FA-'24
90	Tearl Tart	DL	6-2	315	28	6	Florida International	Philadelphia, Pa.	FA-'24
91	Da'Shawn Hand	DL	6-3	302	29	8	Alabama	Woodbridge, Va.	UFA (Mia)-'25
92	Justin Eboigbe	DL	6-5	292	24	2	Alabama	Forest Park, Ga.	D4-'24
93	Otito Ogbonnia	DL	6-4	320	24	4	UCLA	Houston, Texas	D5-'22
94	TeRah Edwards	DL	6-2	305	24	R	Illinois	Columbus, Ohio	FA-'25
96	Naquan Jones	DL	6-3	313	27	5	Michigan State	Evanston, Ill.	UFA (Ari)-'25
97	Garmon Randolph	OLB	6-8	260	24	R	Baylor	Jefferson, Ga.	FA-'25
98	Christopher Hinton	DL	6-4	310	24	2	Michigan	Johns Creek, Ga.	FA-'22
99	Jamaree Caldwell	DL	6-1	340	24	R	Oregon	Newberry, S.C.	D3-'25

## ACTIVE/NON-FOOTBALL INJURY

No.	Name	Pos.	Ht.	Wt.	Age	Exp.	College	Hometown	How Acq.
22	Najee Harris	RB	6-1	242	27	5	Alabama	Antioch, Calif.	UFA (Pit)-'25

## ACTIVE/PHYSICALLY UNABLE TO PERFORM

No.	Name	Pos.	Ht.	Wt.	Age	Exp.	College	Hometown	How Acq.
53	Del'Shawn Phillips	LB	6-2	230	28	6	Illinois	Highland Park, Ill.	UFA (Hou)-'25

## RESERVE/PHYSICALLY UNABLE TO PERFORM

No.	Name	Pos.	Ht.	Wt.	Age	Exp.	College	Hometown	How Acq.
67	Savion Washington	T	6-9	340	23	R	Syracuse	Akron, Ohio	FA-'25

# 2025 LOS ANGELES CHARGERS ALPHABETICAL ROSTER

## ACTIVE ROSTER

No.	Name	Pos.	Ht.	Wt.	DOB	Exp.	College	Hometown	How Acq.
76	Alt, Joe	T	6-8	322	2/28/03	2	Notre Dame	North Oaks, Minn.	D1-'24
61	Barnhart, Karsen	G	6-5	316	3/2/01	3	Michigan	Paw Paw, Mich.	FA-'24
73	Bection Sr., Mekhi	G	6-7	363	4/18/99	6	Louisville	Highland Springs, Va.	UFA (Phi)-'25
75	Bozeman, Bradley	C	6-5	325	11/24/94	8	Alabama	Roanoke, Ala.	FA-'24
31d	Bridges, Trikweze	DB	6-2	200	9/20/00	R	Florida	Lanett, Ala.	D7-'25
99	Caldwell, Jamaree	DL	6-1	340	8/30/00	R	Oregon	Newberry, S.C.	D3-'25
38o	Campbell, Dalevon	WR	6-4	220	12/5/01	R	South Carolina	Houston, Texas	FA-'25
46o	Castles, McCallan	TE	6-5	252	12/3/99	1	Tennessee	South Lake Tahoe, Calif.	FA-'24
25	Colson, Junior	LB	6-3	247	12/6/02	2	Michigan	Franklin, Tenn.	D3-'24
83	Conklin, Tyler	TE	6-3	248	7/30/95	8	Central Michigan	Chesterfield, Mich.	UFA (NYJ)-'25
12	Davis, Derius	WR	5-8	165	9/11/00	3	TCU	St. Francisville, La.	D4-'23
11	Dicker, Cameron	K	6-1	216	5/6/00	4	Texas	Austin, Texas	FA-'22
89	Dissly, Will	TE	6-4	265	7/8/96	8	Washington	Bozeman, Mont.	FA-'24
48	Dupree, Bud	OLB	6-4	269	2/12/93	11	Kentucky	Macon, Ga.	FA-'24
43	Dye, Troy	LB	6-3	225	9/18/96	6	Oregon	Norco, Calif.	UFA (Min)-'24
92	Eboigbe, Justin	DL	6-5	292	4/9/01	2	Alabama	Forest Park, Ga.	D4-'24
94	Edwards, TeRah	DL	6-2	305	6/3/01	R	Illinois	Columbus, Ohio	FA-'25
42	Fisk, Tucker	TE	6-4	285	1/19/99	3	Stanford	Davis, Calif.	FA-'24
87	Fitzpatrick, Dez	WR	6-2	208	12/17/97	2	Louisville	Farmington Hills, Mich.	FA-'24
86	Gadsden, Oronde	TE	6-5	236	6/25/03	R	Syracuse	Plantation, Fla.	D5b-'25
32	Gilman, Alohi	S	5-10	201	9/17/97	6	Notre Dame	Laie, Hawaii	D6-'20
37o	Grimm, Luke	WR	6-0	190	8/8/01	R	Kansas	Raymore, Mo.	FA-'25
59	Guidry, Kylan	OLB	6-4	240	9/14/01	R	Kentucky	Opelousas, La.	FA-'25
8	Hampton, Omarion	RB	6-0	220	3/16/03	R	North Carolina	Clayton, N.C.	D1-'25
91	Hand, Da'Shawn	DL	6-3	302	11/14/95	8	Michigan State	Woodbridge, Va.	UFA (Mia)-'25
47	Harris, Josh	LS	6-1	224	4/27/89	14	Auburn	Carrollton, Ga.	UFA (Atl)-'22
9	Harris, Tre'	WR	6-3	210	2/28/02	R	Mississippi	Broussard, La.	D2-'25
20	Hart, Cam	CB	6-2	207	12/5/00	2	Notre Dame	Baltimore, Md.	D5b-'24
28	Haskins, Hassan	RB	6-2	228	11/26/99	4	Michigan	St. Louis, Mo.	W (Ten)-'24
4	Henicke, Taylor	QB	6-1	210	3/15/93	8	Old Dominion	Atlanta, Ga.	T (Atl)-'24
0	Henley, Daiyan	LB	6-0	225	11/18/99	3	Washington State	Los Angeles, Calif.	D3-'23
10	Herbert, Justin	QB	6-6	236	3/10/98	6	Oregon	Eugene, Ore.	D1a-'20
98	Hinton, Christopher	DL	6-4	310	9/14/00	2	Michigan	Johns Creek, Ga.	FA-'22
26	Jackson, Donte	CB	5-10	180	11/8/95	8	Louisiana State	Metairie, La.	UFA (Pit)-'25
27o	Jackson, JaQuae	WR	6-1	184	1/30/00	2	Rutgers	Pittsburgh, Pa.	FA-'25
78	James, Andre	C	6-4	300	5/2/97	7	UCLA	Herriman, Utah	FA-'25
3	James Jr., Derwin	S	6-2	215	8/3/96	8	Florida State	Haines City, Fla.	D1-'18
23	Jefferson, Tony	S	5-11	212	1/27/92	11	Oklahoma	Chula Vista, Calif.	FA-'24
38d	Johnson, Emany	LB	6-2	218	11/17/00	1	Nevada	Richmond, Calif.	FA-'24
39o	Johnson, Jaylen	WR	6-2	194	5/26/00	1	East Carolina	Duluth, Ga.	FA-'24
77	Johnson, Zion	G	6-3	316	11/18/99	4	Boston College	Bowie, Md.	D1-'22
1	Johnston, Quentin	WR	6-2	208	9/6/01	3	TCU	Temple, Texas	D1-'23
35d	Jones, Jaylen	S	6-1	203	12/27/02	R	Virginia Tech	Richmond, Va.	FA-'25
96	Jones, Naquan	DL	6-3	313	2/5/98	5	Michigan State	Evanston, Ill.	UFA (Ari)-'25
62	Jones, Nash	G	6-5	320	3/29/02	R	Texas State	Dallas, Texas	FA-'25
63	Kaltenberger, Josh	C	6-6	308	8/10/01	R	Maryland	Pittsburgh, Pa.	FA-'25
54	Kennard, Kyle	OLB	6-5	254	12/12/01	R	South Carolina	Atlanta, Ga.	D4-'25
41	Klotz, Stevo	TE	6-4	260	12/28/01	R	Iowa State	Chaska, Minn.	FA-'25
84	Lambert-Smith, KeAndre	WR	6-1	182	10/16/01	R	Auburn	Norfolk, Va.	D5a-'25
5	Lance, Trey	QB	6-4	226	5/9/00	5	North Dakota State	Marshall, Minn.	UFA (Dal)-'25
33	Leonard, Deane	DB	6-0	195	11/20/99	4	Mississippi	Calgary, Alberta, Canada	D7a-'22
52	Mack, Khalil	OLB	6-3	269	2/22/91	12	Buffalo	Fort Pierce, Fla.	T (Chi)-'22
44	Matlock, Scott	FB/DL	6-4	296	6/28/00	3	Boise State	Homedale, Idaho	D6-'23
56	Mauga, Kana'i	LB	6-2	245	1/8/00	3	Southern California	Waianae, Hawaii	FA-'25
15	McConkey, Ladd	WR	6-0	185	11/11/01	2	Georgia	Chatsworth, Ga.	D2-'24
27d	Mickens, RJ	S	6-0	210	7/10/01	R	Clemson	Southlake, Texas	D6b-'25
31o	Miller-Hines, Nyheim	RB	5-9	196	11/12/96	6	North Carolina State	Garner, N.C.	FA-'25
2	Molden, Elijah	DB	5-10	192	1/30/99	5	Washington	West Linn, Ore.	T (Ten)-'24
57	Morris-Brash, Tre'Mon	OLB	6-2	245	9/29/00	1	Central Florida	Richmond, Va.	FA-'24
50	Murphy, Caleb	OLB	6-3	254	12/15/99	2	Ferris State	Campbellburg, Ind.	FA-'24
74	Nelson, Ryan	T	6-6	315	8/6/99	R	Virginia	Buena Park, Calif.	FA-'25
93	Ogbonnia, Otito	DL	6-4	320	8/25/00	4	UCLA	Houston, Texas	D5-'22
37d	Oladokun, Jordan	CB	6-0	190	7/29/02	R	Bowling Green State	Tampa, Fla.	FA-'25
34	Patterson, Jaret	RB	5-8	195	12/23/99	2	Buffalo	Glendale, Md.	FA-'23
6	Perryman, Denzel	LB	5-11	240	12/5/92	11	Miami	Coral Gables, Fla.	UFA (Hou)-'24
49o	Petaia, Jordan	TE	6-3	227	3/14/00	R	-	Brisbane, Queensland, Australia	FA (IPP)-'25
79	Pipkins III, Trey	G/T	6-6	307	9/5/96	7	Sioux Falls	Apple Valley, Minn.	D3-'19
49d	Purchase, Myles	CB	5-11	205	11/26/02	R	Iowa State	Denver, Colo.	FA-'25
97	Randolph, Garmon	OLB	6-8	260	10/5/00	R	Baylor	Jefferson, Ga.	FA-'25
88	Reagor, Jalen	WR	5-11	197	1/2/99	5	TCU	Waxahachie, Texas	FA-'24
46d	Reed, Nikko	CB	5-10	180	3/3/03	R	Oregon	Oakland, Calif.	FA-'25
82	Rice, Brenden	WR	6-3	210	3/18/02	2	Southern California	Chandler, Ariz.	D7a-'24
39d	Rogers, Eric	CB	6-2	189	4/2/02	R	Rutgers	Burlington Township, N.J.	FA-'25
68	Salyer, Jamaree	OL	6-4	325	7/13/00	4	Georgia	Atlanta, Ga.	D6a-'22
35o	Sanders, Raheim	RB	6-0	230	6/8/02	R	South Carolina	Palm Bay, Fla.	FA-'25
16	Scott, JK	P	6-5	208	10/30/95	7	Alabama	Denver, Colo.	FA-'22
60	Silvera, Nesta Jade	DL	6-2	304	1/23/00	3	Arizona State	Pembroke Pines, Fla.	FA-'25
70	Slater, Rashawn	T	6-4	315	3/26/99	5	Northwestern	Sugar Land, Texas	D1-'21
65	Stewart, Corey	T	6-6	318	7/22/02	R	Purdue	Nashville, Tenn.	FA-'25
29	Still, Tarheeb	CB	6-1	196	6/9/02	2	Maryland	Sicklerville, N.J.	D5a-'24
24	St-Juste, Benjamin	CB	6-3	200	9/8/97	4	Minnesota	Montreal, Quebec, Canada	UFA (Was)-'25
90	Tart, Teair	DL	6-2	315	2/28/97	6	Florida International	Philadelphia, Pa.	FA-'24
71	Taylor, Branson	G	6-6	330	2/13/02	R	Pittsburgh	Lorain, Ohio	D6a-'25
36	Taylor, Ja'Sir	DB	5-10	185	1/8/99	4	Wake Forest	Asbury Park, N.J.	D6b-'22
45	Tuipulotu, Tuli	OLB	6-3	266	9/3/02	3	Southern California	Hawthorne, Calif.	D2-'23
13	Uiagalelei, DJ	QB	6-4	252	4/17/01	2	Florida State	Inland Empire, Calif.	FA-'25
30	Vidal, Kimani	RB	5-8	215	8/28/01	R	Troy	Marietta, Ga.	D6-'24
58	Wax, Marlowe	LB	6-1	236	12/13/02	R	Syracuse	Baltimore, Md.	FA-'25
40	Williamson, Kendall	S	6-0	203	8/24/00	1	Stanford	Snellville, Ga.	FA-'24

## ACTIVE/NON-FOOTBALL INJURY

No.	Name	Pos.	Ht.	Wt.	DOB	Exp.	College	Hometown	How Acq.
22	Harris, Najee	RB	6-1	242	3/9/98	5	Alabama	Antioch, Calif.	UFA (Pit)-'25

## ACTIVE/PHYSICALLY UNABLE TO PERFORM

No.	Name	Pos.	Ht.	Wt.	DOB	Exp.	College	Hometown	How Acq.
53	Phillips, Del'Shawn	LB	6-2	230	10/9/96	6	Illinois	Highland Park, Ill.	UFA (Hou)-'25

## RESERVE/PHYSICALLY UNABLE TO PERFORM

No.	Name	Pos.	Ht.	Wt.	DOB	Exp.	College	Hometown	How Acq.
67	Washington, Savion	T	6-9	340	4/12/02	R	Syracuse	Akron, Ohio	FA-'25

## HOW THE 2025 CHARGERS WERE BUILT

YEAR	NFL DRAFT	FREE AGENCY	TRADE/WAIVERS
<b>2018</b>	S Derwin James Jr. (1)		
<b>2019</b>	G/T Trey Pipkins III (3)		
<b>2019</b>	S Alohi Gilman (6) QB Justin Herbert (1a)		
<b>2021</b>	T Rashawn Slater (1)		
<b>2022</b>	G Zion Johnson (1) DB Deane Leonard (7a) DL Otito Ogbornia (5) OL Jamaree Salyer (6a) DB Ja'Sir Taylor (6b)	K Cameron Dicker LS Josh Harris (UFA-Atl) DL Christopher Hinton P JK Scott	OLB Khalil Mack (T-Chi)
<b>2023</b>	WR Derius Davis (4) LB Daiyan Henley (3) WR Quentin Johnston (1) FB/DL Scott Matlock (6) OLB Tuli Tuipulotu (2)	RB Jaret Patterson	
<b>2024</b>	T Joe Alt (1) LB Junior Colson (3) DL Justin Eboigbe (4) CB Cam Hart (5b) WR Ladd McConkey (2) WR Brenden Rice (7a) CB Tarheeb Still (5a) Kimani Vidal (6)	G Karsen Barnhart (UDFA) C Bradley Bozeman TE McCallan Castles TE Will Dissly OLB Bud Dupree LB Troy Dye (UFA-Min) TE Tucker Fisk WR Dez Fitzpatrick S Tony Jefferson LB Emany Johnson WR Jaylen Johnson (UDFA) LB Tre'Mon Morris-Brash (UDFA) OLB Caleb Murphy LB Denzel Perryman (UFA-Hou) WR Jalen Reagor DL Tearl Tart S Kendall Williamson	RB Hassan Haskins (W-Ten) QB Taylor Heinicke (T-Atl) DB Elijah Molden (T-Ten)
<b>2025</b>	DB Trikweze Bridges (7) DL Jamaree Caldwell (3) TE Oronde Gadsden (5b) RB Omarion Hampton (1) WR Tre' Harris (2) OLB Kyle Kennard (4) WR KeAndre Lambert-Smith (5a) S RJ Mickens (6b) G Branson Taylor (6a)	G Mekhi Becton (UFA-Phi) WR Dalevon Campbell (UDFA) TE Tyler Conklin (UFA-NYJ) DL TeRah Edwards (UDFA) WR Luke Grimm (UDFA) OLB Kylan Guidry (UDFA) DL Da'Shawn Hand (UFA-Mia) RB Najee Harris (UFA-Pit) CB Donte Jackson (UFA-Pit) WR JaQuae Jackson C Andre James S Jaylen Jones (UDFA) DL Naquan Jones (UFA-Ari) G Nash Jones (UDFA) C Josh Kaltenberger (UDFA) TE Stevo Klotz (UDFA) QB Trey Lance (UFA-Dal) LB Kana'i Mauga RB Nyheim Miller-Hines T Ryan Nelson CB Jordan Oladokun (UDFA) TE Jordan Petaia (IPP) LB Del'Shawn Phillips (UFA-Hou) CB Myles Purchase (UDFA) OLB Garmon Randolph (UDFA) CB Nikko Reed (UDFA) CB Eric Rogers (UDFA) RB Raheim Sanders (UDFA) DL Nesta Jade Silvera T Corey Stewart (UDFA) CB Benjamin St-Juste (UFA-Was) QB DJ Uiagalelei (UDFA) LB Marlowe Wax (UDFA)	

# 2025 LOS ANGELES CHARGERS DEPTH CHART

Depth Chart is unofficial and compiled by Chargers Communications

## OFFENSE

<b>WR</b>	15	Ladd McConkey	12	Derius Davis	<u>84</u>	<u>KeAndre Lambert-Smith</u>	87	Dez Fitzpatrick	
					<u>39</u>	<u>Jaylen Johnson</u>	<u>38</u>	<u>Dalevon Campbell</u>	
<b>LT</b>	70	Rashawn Slater	79	Trey Pipkins III	<u>74</u>	<u>Ryan Nelson</u>			
<b>LG</b>	77	Zion Johnson	<u>71</u>	<u>Branson Taylor</u>	<u>62</u>	<u>Nash Jones</u>			
<b>C</b>	75	Bradley Bozeman	78	Andre James	<u>63</u>	<u>Josh Kaltenberger</u>			
<b>RG</b>	73	Mekhi Becton	68	Jamaree Salyer	61	Karsen Barnhart			
<b>RT</b>	76	Joe Alt	79	Trey Pipkins III	65	Corey Stewart			
<b>TE</b>	89	Will Dissly	<b>-OR-</b>	<u>83</u>	<u>Tyler Conklin</u>	42	Tucker Fisk	<u>86</u>	<u>Oronde Gadsden</u>
				<u>46</u>	<u>McCallan Castles</u>	<u>49</u>	<u>Jordan Petaia</u>	<u>41</u>	<u>Stevo Klotz</u>
<b>WR</b>	1	Quentin Johnston	88	Jalen Reagor	<u>9</u>	<u>Tre' Harris</u>	82	Brenden Rice	
					27	JaQuae Jackson	<u>37</u>	<u>Luke Grimm</u>	
<b>QB</b>	10	Justin Herbert	5	Trey Lance	<b>-OR-</b>	4	Taylor Heinicke	<u>13</u>	<u>DJ Uiagalelei</u>
<b>FB</b>	44	Scott Matlock							
<b>RB</b>	[22]	Najee Harris]	<u>8</u>	<u>Omarion Hampton</u>	30	Kimani Vidal	28	Hassan Haskins	
			34	Jaret Patterson	31	Nyheim Miller-Hines	<u>35</u>	<u>Raheim Sanders</u>	

## DEFENSE

<b>EDGE</b>	52	Khalil Mack	48	Bud Dupree	54	Kyle Kennard	<u>59</u>	<u>Kylan Guidry</u>	
<b>DL</b>	91	Da'Shawn Hand	92	Justin Eboigbe	98	Christopher Hinton	60	Nesta Jade Silvera	
<b>DL</b>	90	Teair Tart	44	Scott Matlock	<u>99</u>	<u>Jamaree Caldwell</u>			
<b>DL</b>	93	Otito Ogbonnia	<b>-OR-</b>	<u>96</u>	<u>Naquan Jones</u>	<u>94</u>	<u>TeRah Edwards</u>		
<b>EDGE</b>	45	Tuli Tuipulotu	50	Caleb Murphy	57	Tre'Mon Morris-Brash	<u>97</u>	<u>Garmon Randolph</u>	
<b>LB</b>	6	Denzel Perryman	43	Troy Dye	[53	Del'Shawn Phillips]	38	Emany Johnson	
<b>LB</b>	0	Daiyan Henley	25	Junior Colson	56	Kana'i Mauga	<u>58</u>	<u>Marlowe Wax</u>	
<b>CB</b>	29	Tarheeb Still	24	Benjamin St-Juste	36	Ja'Sir Taylor	<u>37</u>	<u>Jordan Oladokun</u>	
							<u>46</u>	<u>Nikko Reed</u>	
<b>S</b>	3	Derwin James Jr.	23	Tony Jefferson	40	Kendall Williamson	<u>35</u>	<u>Jaylen Jones</u>	
<b>S</b>	32	Alohi Gilman	<b>-OR-</b>	2	Elijah Molden	<u>27</u>	<u>RJ Mickens</u>	<u>49</u>	<u>Myles Purchase</u>
<b>CB</b>	26	Donte Jackson	<b>-OR-</b>	20	Cam Hart	33	Deane Leonard	<u>31</u>	<u>Trikweze Bridges</u>
							<u>39</u>	<u>Eric Rogers</u>	

## SPECIALISTS

<b>K</b>	11	Cameron Dicker						
<b>P</b>	16	JK Scott						
<b>KO</b>	11	Cameron Dicker						
<b>H</b>	16	JK Scott						
<b>LS</b>	47	Josh Harris						
<b>KR</b>	12	Derius Davis	28	Hassan Haskins	<u>84</u>	<u>KeAndre Lambert-Smith</u>		
<b>PR</b>	12	Derius Davis	15	Ladd McConkey	<u>84</u>	<u>KeAndre Lambert-Smith</u>		

NOTE: Rookies are underlined; Players on Active/Non-Football Injury and Active/Physically Unable to Perform are in [brackets]

# 2025 LOS ANGELES CHARGERS PRONUNCIATION GUIDE

<b>TRIKWEZE</b> Bridges . . . . . TRY-kwez	<b>JAUAE</b> Jackson . . . . . JUH-quay	Benjamin <b>ST-JUSTE</b> . . . . . saint-JUICE
<b>DALEVON</b> Capmpbell . . . . . DALE-von	<b>EMANY</b> Johnson . . . . . EE-man-ee	<b>TEAIR</b> Tart . . . . . TEE-air
Justin <b>EBOIGBE</b> . . . . . ee-BOYG-bee	<b>ZION</b> Johnson . . . . . ZEYE-uhn	<b>JA'SIR</b> Taylor . . . . . JAH-sear
<b>TERAH</b> Bridges . . . . . TEE-rah	<b>KANA'I MAUGA</b> . . . . . kuh-NYE-ee MAW-guh	<b>TULI TUIPULOTU</b> . . . . .
<b>ORONDE</b> Gadsden . . . . . uh-RON-day	<b>TRE'MON</b> Morris-Brash . . . . . TRAY-mon	. . . . . TOO-lee TOO-ee-poo-LOW-too
<b>ALOHI</b> Gilman . . . . . uh-LOW-hee	<b>OTITO OGBONNIA</b> . . . . . oh-TEET-oh oh-BONE-yuh	DJ <b>UIAGALELEI</b> . . . . . oo-ee-AHN-guh-luh-lay
Kylan <b>GUIDRY</b> . . . . . GID-ree	Jordan <b>OLADOKUN</b> . . . . . OH-la-doe-kin	Kimani <b>VIDAL</b> . . . . . VIE-dell
<b>OMARION</b> Hampton . . . . . oh-MARR-ee-on	Jordan <b>PETAIA</b> . . . . . peh-TIE-uh	
<b>NAJEE</b> Harris . . . . . NAH-jee	Jamaree <b>SALYER</b> . . . . . SAL-yur	
<b>DAIYAN</b> Henley . . . . . DAY-on	<b>RASHAWN</b> Slater . . . . . ruh-SHAWN	

## 2025 TRANSACTIONS BY DATE

<p>Jan. 13 Signed G Karsen Barnhart, TE McCallan Castles, WR Dez Fitzpatrick, DL Christopher Hinton, LB Jeremiah Jean-Baptiste, WR Jaylen Johnson, OLB Tre'Mon Morris-Brash, OLB Caleb Murphy, RB Jaret Patterson and S Kendall Williamson to Reserve/Future contracts.</p> <p>Jan. 14 Signed LB Emany Johnson to Reserve/Future contract.</p> <p>Feb. 20 Signed DB Elijah Molden to contract extension.</p> <p>March 5 Extended exclusive rights tender to TE Tucker Fisk.</p> <p>March 6 Released OLB Joey Bosa.</p> <p>March 10 Released RB Gus Edwards.</p> <p>March 13 Re-signed LB Troy Dye, OLB Khalil Mack and LB Denzel Perryman.</p> <p>March 14 Signed RB Najee Harris and WR Mike Williams.</p> <p>March 15 Signed G Mekhi Becton, DL Da'Shawn Hand and CB Donte Jackson.</p> <p>March 17 Re-signed WR Jalen Reagor. Signed CB Benjamin St-Juste.</p> <p>March 18 Re-signed C Bradley Bozeman and DL Tear Tart. Signed DL Naquan Jones and LB Del'Shawn Phillips.</p> <p>March 19 Re-signed QB Taylor Heinicke and P JK Scott. Signed C Andre James.</p>	<p>March 24 Signed TE Tyler Conklin.</p> <p>April 2 Re-signed S Tony Jefferson.</p> <p>April 3 Signed TE Jordan Petaia.</p> <p>April 8 Signed QB Trey Lance.</p> <p>April 22 Re-signed TE Tucker Fisk.</p> <p>May 9 Signed DB Trikweze Bridges, DL Jamaree Caldwell, DL TeRah Edwards, DL Josh Fuga, TE Oronde Gadsden, WR Luke Grimm, OLB Kylan Guidry, S Jaylen Jones, G Nash Jones, C Josh Kaltenberger, OLB Kyle Kennard, TE Stevo Klotz, WR KeAndre Lambert-Smith, S RJ Mickens, CB Jordan Oladokun, CB Myles Purchase, OLB Garmon Randolph, CB Nikko Reed, CB Eric Rogers, RB Raheim Sanders, T Corey Stewart, G Branson Taylor, QB DJ Uiagalelei, T Savion Washington and LB Marlowe Wax. Waived OLB Chris Collins.</p> <p>May 12 Signed WR Dalevon Campbell. Waived C/G Bucky Williams.</p> <p>May 13 Signed LB Kana'i Mauga. Waived LB Jeremiah Jean-Baptiste.</p> <p>May 19 Signed RB Omarion Hampton.</p> <p>June 4 Signed OLB Bud Dupree to contract extension.</p> <p>June 17 Signed OL Elijah Ellis. Waived T Tyler McLellan.</p>	<p>July 14 Declared WR Jaylen Johnson, DB Elijah Molden, LB Del'Shawn Phillips, T Savion Washington and WR Mike Williams Physically Unable to Perform.</p> <p>July 17 Signed T Ryan Nelson. WR Mike Williams given exempt status.</p> <p>July 18 Signed WR Tre' Harris. Declared Non-Football Injury for RB Najee Harris.</p> <p>July 20 WR Jaylen Johnson and DB Elijah Molden passed physical.</p> <p>July 22 Signed RB Nyheim Miller-Hines. Waived/Failed Physical T Savion Washington.</p> <p>July 23 Placed T Savion Washington on Reserve/Physically Unable to Perform.</p> <p>July 26 Signed WR JaQuae Jackson. Waived OL Elijah Ellis.</p> <p>July 27 Signed T Rashawn Slater to contract extension.</p> <p>Aug. 4 Signed DL Nesta Jade Silvera. Waived/Injured DL Josh Fuga.</p>
--	---	---

## 2025 LOS ANGELES CHARGERS COACHES

<p><b>Head Coach</b> ..... Jim Harbaugh</p> <p><b>Special Teams Coordinator</b> ..... Ryan Ficken</p> <p><b>Defensive Coordinator</b> ..... Jesse Minter</p> <p><b>Offensive Coordinator</b> ..... Greg Roman</p> <p><b>Run Game Coordinator/Tight Ends</b> ..... Andy Bischoff</p> <p><b>Linebackers</b> ..... NaVorro Bowman</p> <p><b>Passing Game Coordinator</b> ..... Marcus Brady</p> <p><b>Offensive Quality Control/Tight Ends</b> ..... Jeff Carpenter</p> <p><b>Defensive Backs</b> ..... Steve Clinkscale</p> <p><b>Quarterbacks</b> ..... Shane Day</p> <p><b>Offensive Line</b> ..... Mike Devlin</p> <p><b>Defensive Line</b> ..... Mike Elston</p> <p><b>Safeties</b> ..... Adam Fuller</p> <p><b>Assistant Special Teams</b> ..... Chris Gould</p> <p><b>Offensive Assistant</b> ..... Josh Hammond</p> <p><b>Assistant Offensive Line</b> ..... Nick Hardwick</p>	<p><b>Defensive Assistant</b> ..... Mike Hiestand</p> <p><b>Wide Receivers</b> ..... Sanjay Lal</p> <p><b>Running Backs</b> ..... Kiel McDonald</p> <p><b>Senior Analyst</b> ..... Rick Minter</p> <p><b>Defensive Quality Control</b> ..... Robert Muschamp</p> <p><b>Alex G. Spanos Coaching Fellow</b> ..... Chuke Ndulue</p> <p><b>Alex G. Spanos Coaching Fellow</b> ..... Justin Poindexter</p> <p><b>Outside Linebackers</b> ..... Dylan Roney</p> <p><b>Alex G. Spanos Coaching Fellow</b> ..... Maurquice Shakir</p> <p><b>Alex G. Spanos Coaching Fellow</b> ..... Miles Taylor</p> <p><b>Executive Director of Player Performance</b> ..... Ben Herbert</p> <p><b>Head Strength &amp; Conditioning</b> ..... Jonathan Brooks</p> <p><b>Head Strength &amp; Conditioning</b> ..... Devin Woodhouse</p> <p><b>Director of Performance Analytics</b> ..... Ben Rabe</p> <p><b>Performance Analyst</b> ..... Lincoln DeWolf</p>
---	--

## 2025 TRANSACTIONS BY PLAYER

### Barnhart, Karsen — G

Jan. 13 Signed to Reserve/Future contract

### Becton, Mekhi — G

March 15 Signed

### Bosa, Joey — OLB

March 6 Released

### Bozeman, Bradley — C

March 18 Re-signed

### Bridges, Trikweze — DB

May 9 Signed

### Caldwell, Jamaree — DL

May 9 Signed

### Campbell, Dalevon — WR

May 12 Signed

### Castles, McCallan — TE

Jan. 13 Signed to Reserve/Future contract

### Collins, Chris — OLB

May 9 Waived

### Conklin, Tyler — TE

March 24 Signed

### Dupree, Bud — OLB

June 4 Signed contract extension

### Dye, Troy — LB

March 13 Signed

### Edwards, Gus — RB

March 10 Released

### Edwards, TeRah — DL

May 9 Signed

### Ellis, Elijah — OL

May 9 Signed

July 26 Waived

### Fisk, Tucker — TE

March 5 Extended exclusive rights tender

April 22 Re-signed

### Fitzpatrick, Dez — WR

Jan. 13 Signed to Reserve/Future contract

### Fuga, Josh — DL

May 9 Signed

Aug. 4 Waived/Injured

### Gadsden, Oronde — TE

May 9 Signed

### Grimm, Luke — WR

May 9 Signed

### Guidry, Kylan — OLB

May 9 Signed

### Hampton, Omarion — RB

May 19 Signed

### Hand, Da'Shawn — DL

March 15 Signed

### Harris, Najee — RB

March 14 Signed

July 18 Declared Non-Football Injury

### Harris, Tre' — WR

July 18 Signed

### Heinicke, Taylor — QB

March 19 Re-signed

### Hinton, Christopher — DL

Jan. 13 Signed to Reserve/Future contract

### Jackson, Donte — CB

March 15 Signed

### Jackson, JaQuae — WR

July 26 Signed

### James, Andre — C

March 19 Signed

### Jean-Baptiste, Jeremiah — LB

Jan. 13 Signed to Reserve/Future contract

May 13 Waived

### Jefferson, Tony — S

April 2 Signed

### Johnson, Emamy — LB

Jan. 13 Signed to Reserve/Future contract

### Johnson, Jaylen — WR

Jan. 13 Signed to Reserve/Future contract

July 14 Declared Physically Unable to Perform

July 20 Passed physical

### Jones, Jaylen — S

May 9 Signed

### Jones, Naquan — DL

March 18 Signed

### Jones, Nash — G

May 9 Signed

### Kaltenberger, Josh — C

May 9 Signed

### Kennard, Kyle — OLB

May 9 Signed

### Klotz, Stevo — TE

May 9 Signed

### Lambert-Smith, KeAndre — WR

May 9 Signed

### Lance, Trey — QB

April 8 Signed

### Mack, Khalil — OLB

March 13 Re-signed

### Mauga, Kana'i — LB

May 13 Signed

### McLellan, Tyler — T

June 17 Waived

### Mickens, RJ — S

May 9 Signed

### Molden, Elijah — DB

Feb. 20 Signed contract extension

July 14 Declared Physically Unable to Perform

July 20 Passed physical

### Morris-Brash, Tre'Mon — OLB

Jan. 13 Signed to Reserve/Future contract

### Murphy, Caleb — OLB

Jan. 13 Signed to Reserve/Future contract

### Nelson, Ryan — T

July 17 Signed

### Oladokun, Jordan — CB

May 9 Signed

### Patterson, Jaret — RB

Jan. 13 Signed to Reserve/Future contract

### Perryman, Denzel — LB

March 13 Re-signed

### Petaia, Jordan — TE

April 3 Signed

### Phillips, Del'Shawn — LB

March 18 Signed

July 14 Declared Physically Unable to Perform

### Purchase, Myles — CB

May 9 Signed

### Randolph, Garmon — OLB

May 9 Signed

### Reagar, Jalen — WR

March 17 Re-signed

### Reed, Nikko — CB

May 9 Signed

### Rogers, Eric — CB

May 9 Signed

### Sanders, Raheim — CB

May 9 Signed

### Scott, JK — P

March 19 Signed

### Silvera, Nesta Jade — DL

Aug. 4 Signed

### Slater, Rashawn — T

July 27 Signed contract extension

### Stewart, Corey — T

May 9 Signed

### St-Juste, Benjamin — CB

March 17 Signed

### Tart, Teair — DL

March 18 Re-signed

### Taylor, Branson — G

May 9 Signed

### Uiagalelei, DJ — QB

May 9 Signed

### Washington, Savion — T

May 9 Signed

July 14 Declared Physically Unable to Perform

July 22 Waived/Failed Physical

July 23 Placed on Reserve/Physically Unable to Perform

### Wax, Marlowe — LB

May 9 Signed

### Williams, Bucky — C/G

May 12 Waived

### Williams, Mike — WR

March 14 Signed

July 14 Declared Physically Unable to Perform

July 17 Placed on Exempt/Left Squad

### Williamson, Kendall — S


Jan. 13 Signed to Reserve/Future contract

# MEDIA INFORMATION



SoFi Stadium

## SEATING MAP



CHARGERS.COM

**GAME-DAY MEDIA PARKING:** Media attending Chargers home games have been assigned reserved areas to park at SoFi Stadium. All parking will be distributed electronically. As a reminder, parking is limited and is being provided as a courtesy.

**MEDIA ENTRANCE:** All credentialed media must enter through southeast media gate between entries 10 & 11 near Media Will Call and are subject to search procedures. Please be prepared to open all cases and bags for inspection by SoFi Stadium security personnel. All items will be inspected and tagged for security purposes. Please make sure bags are identifiable and limit carry-in items to only what is necessary. Please remove any security tags from prior games.

**PRESS WILL CALL**

Press Will Call is located at the southeast media gate between entries 10 & 11.

**PRESS BOX**

Media can access the press box by entering SoFi Stadium through the southeast media gate. Once on the concourse, turn left and walk along the concourse around the South end zone until reaching elevators in the southwest corner of the stadium. Take the elevators up to level 7 to access the press box.

**CHARGERS MEDIA SITE**

[Chargers.com/media](https://Chargers.com/media) is available to assist media with coverage leading up to each game of the 2024 season. The media site contains digital copies of all press materials. Credential requests on the site must be submitted by the sports director, sports editor or photo editor to be considered.

**CHARGERS GAME RELEASE**

Stats and notes in Los Angeles Chargers Game Releases are found utilizing a variety of sources, including STATS LLC, Sportradar, Stathead and the Elias Sports Bureau.

## LOS ANGELES CHARGERS COMMUNICATIONS CONTACTS

NAME	TITLE	EMAIL
Josh Rupprecht	Senior Vice President, Communications & Brand Messaging	Josh.Rupprecht@Chargers.NFL.com
Jennifer Rojas	Vice President, Marketing Communications & Alumni Affairs	Jennifer.Rojas@Chargers.NFL.com
Brock Anderson	Director, Football Communications	Brock.Anderson@Chargers.NFL.com
Lauren Georgeson	Senior Manager, Corporate Marketing & Communications	Lauren.Georgeson@Chargers.NFL.com
Leonie Strehl	Senior Coordinator, Marketing Communications & Alumni Affairs	Leonie.Strehl@Chargers.NFL.com
Ricky Martinez	Coordinator, Football Communications	Ricky.Martinez@Chargers.NFL.com
Sophia Cooper	Seasonal Assistant, Communications	Sophia.Cooper@Chargers.NFL.com
Timothy Longoria	Seasonal Assistant, Communications	Timothy.Longoria@Chargers.NFL.com

***FEATURE  
STORIES***

# TABLE OF CONTENTS



Los Angeles Chargers .....	2
Former Chargers tight end Antonio Gates voted into Pro Football Hall of Fame .....	2
Chargers to host Week 1 game in São Paulo, Brazil.....	2
NFL's Global Markets Program adds four new clubs, two new markets in 2025.....	3
Joe Hortiz .....	3
'Let the draft come to you': Chargers' free-agency haul informed their NFL draft needs .....	3
Jim Harbaugh .....	4
Chargers' Jim Harbaugh says he had hip replacement, heart procedure during offseason .....	4
Oronde Gadsden II .....	4
Chargers' early riser Oronde Gadsden II making a good first impression.....	4
Omarion Hampton.....	4
The Inside Story of How the Chargers Drafted Omarion Hampton .....	5
Najee Harris.....	8
Najee Harris says Jim Harbaugh central to Chargers' signing.....	8
Daiyan Henley .....	8
Can Daiyan Henley be a key to Chargers' Super Bowl push? .....	8
Justin Herbert .....	9
'You gotta move on': Chargers' Justin Herbert focusing on future, not playoff failure .....	9
Khalil Mack .....	9
Khalil Mack 'couldn't give up on that dream' of winning with the Chargers .....	9
Jamaree Salyer.....	9
Chargers training camp, Day 10: Jamaree Salyer working with first team after weight-loss 'journey' .....	9

# Los Angeles Chargers

## Former Chargers tight end Antonio Gates voted into Pro Football Hall of Fame

By Josh Dubow  
Associated Press  
February 7, 2025

NEW ORLEANS — Former Chargers tight end Antonio Gates was voted into the Pro Football Hall of Fame in the smallest induction class in 20 years following offseason rule changes meant to make it harder to get inducted.

Gates, elected in his second year of eligibility, will be joined by defensive end Jared Allen, cornerback Eric Allen and wide receiver Sterling Sharpe.

Gates spent his entire 16-year career with the Chargers, becoming one of the best at his position with 116 touchdown catches. Gates played only basketball in college at Kent State, but the undrafted free agent and former power forward became the Chargers' franchise leader in receptions, yards receiving, and touchdown catches and was selected to eight Pro Bowls.

"The opportunity I got speaks volumes of how (the Chargers) believed in me," Gates said. "I'm happy it all paid off."

Gates, who has served as the Chargers' legends ambassador since retiring in 2018, was introduced in New Orleans' Saenger Theatre by his former Chargers teammate and fellow Hall of Famer, LaDainian Tomlinson.

"It's really so hard to describe in words," Gates told reporters after the announcement. "I'm so happy. It's like a world of weight off my shoulders. I finally made it. I finally reached the pinnacle of sports."

He became an All-Pro in just his second season in 2004. He was an All-Pro again the next two seasons and went on to have a 16-year career with the Chargers. Gates finished with 955 catches for 11,841 yards and an NFL record for tight ends with his 116 touchdown catches. He ranks seventh all-time in touchdown receptions.

Gates transferred to Kent State after Nick Saban, then the football coach at Michigan State, discouraged him from playing both sports for the Spartans. Gates helped the Golden Flashes reach the Elite Eight of the NCAA Tournament as a junior. He earned Associated Press All-American honorable mention accolades as a senior, averaging 20.6 points and 7.7 rebounds per game, but NFL scouts kept tabs on him and the rest is history.

"Antonio is an amazing human being who also happens to be one of the greatest players in NFL history. I'm thrilled to see him get the recognition he so deeply deserves," Chargers owner Dean Spanos said in a statement on the team's website. "To accomplish what Antonio has, never having played college football and going undrafted, is a testament to perseverance, hard work and maximizing your God-given ability. ... He redefined the tight end position in a way no one has since Kellen Winslow, and I can't wait to see him put on that

gold jacket for the first time this summer in Canton."

Gates will be the 12th Charger to be enshrined, joining wide receivers Lance Alworth and Charline Joiner, offensive tackle Ron Mix, coaches Sid Gillman and Don Coryell, quarterback Dan Fouts, tight end Kellen Winslow, defensive end Fred Dean, linebacker Junior Seau, Tomlinson (running back) and executive Bobby Beathard.

Sharpe got in as a seniors candidate in voting announced Thursday night at the NFL Honors and will join younger brother Shannon as the first siblings ever inducted into the Hall. Two-time Super Bowl MVP Eli Manning fell short and won't join older brother Peyton in Canton, Ohio, this year. Neither will former Rams receiver Torry Holt, who was a finalist for the sixth consecutive year.

Shannon delivered the news directly to Sterling, and they will be together forever at the Hall after the induction ceremony on Aug. 2.

"I don't think that has really set in yet," Sterling Sharpe said. "It's one of those situations where the closer it gets to having the same color jacket he has and standing in same place he stood and being able to have a conv about the journey to get there I think it will set in. But right now it hasn't hit home yet."

While the small class is a change from past years when at least seven people got inducted in each of the previous 12 classes, it isn't unprecedented.

There were only four inductees in the 2005 class and there were 18 other years with three or four inductees since the first class of 17 was enshrined in 1963.

"You almost appreciate it more," Jared Allen said. "Nothing comes easy. When I found out it was only four, it became more special. There's a true emphasis on what it means to be a Hall of Famer. Clearly we fit that. For me, it was kind of a sigh of relief."

New rules were instituted this year after a push by Hall of Famers to make the Hall more exclusive, and that led directly to the smaller class. The modern era candidates were voted from 15 down to seven in the final stage, instead of five in past years.

The 49 voters then got to vote for five of the seven with anyone reaching 80% or finishing in the top three getting into the Hall. In past years, the five finalists all got an up-or-down vote with all five getting in for the past 17 years.

The candidates from the seniors, coach and contributor categories were then all placed in a group with voters picking three. Candidates also needed 80% support with the top finisher automatically getting in even if he fell short.

Hall of Fame spokesman Rich Desrosiers said no decision was made on whether to keep this system in place for 2026 but said one year might be too soon to draw any conclusions.

Jared Allen was a four-time All-Pro who finished his career with 136 sacks, including a league-leading 22 in 2011 for Minnesota. He also led the league in sacks with 15½ for Kansas City in 2007 and reached double digits in seven straight seasons. His final game was a Super

Bowl loss for Carolina against Denver in the 2015 season.

Eric Allen starred for 14 seasons as a top cornerback in the NFL and never had to move to safety as he aged. Allen's career spanned from the "Fog Bowl" game in 1988 when he starred for Philadelphia as a rookie to the "Tuck Rule" game in the 2001 season for Oakland in his final game.

Allen finished with 54 interceptions, including eight returned for touchdowns. He was a first-team All-Pro in 1989 and had two other seasons as a second-team selection.

He got in on his 19th year of eligibility.

"Rarely does life play out like you want it to," Eric Allen said. "There's always some curves and bends. But time always reveals the truth. ... It took maybe time for people to see the complexity of my situation."

Sharpe had a short but productive career for the Green Bay Packers from 1988-94. His best season came in 1992, when he became the sixth player to win the receiving triple crown, setting an NFL record with 108 catches for 1,461 yards and 13 touchdowns.

He broke his own record with 112 catches in 1993 and led the NFL with 18 touchdown receptions in his final season, 1994, before a neck injury cut his career short.

Sharpe was a three-time All-Pro and had 595 catches for 8,134 yards and 65 TDs. He trailed only Jerry Rice over his seven-year career in receptions and TD catches.

The Sharpe brothers will join three father-son tandems in the Hall: Tim and Wellington Mara; Art Rooney Sr. and Dan Rooney; and Ed and Steve Sabol.

The four other modern-era candidates who reached the final stage but fell short were offensive tackle Willie Anderson, linebacker Luke Kuechly, kicker Adam Vinatieri and Holt. Those four automatically advance to the final 15 for next year's voting.

The other eight finalists who got cut earlier were Manning, offensive lineman Jahri Evans, receiver Steve Smith Sr., defensive end/linebacker Terrell Suggs, running back Fred Taylor, receiver Reggie Wayne, safety Darren Woodson and offensive lineman Marshal Yanda.

The seniors candidates who fell short were linebacker Maxie Baughan and offensive lineman Jim Tyrer, with Mike Holmgren falling short as the coach and Ralph Hay as the contributor.

## Chargers to host Week 1 game in São Paulo, Brazil

By Kris Rhim  
ESPN  
February 19, 2025

LOS ANGELES -- The Chargers will host the NFL's second regular-season game in Brazil, the NFL announced Wednesday, making the franchise the first to play on five continents.

The Chargers will face an opponent to be announced in São Paulo on Friday, Sept. 5, the day after the NFL season kicks off on Thursday night.

This game will be the Chargers' first international competition since hosting the Kansas City Chiefs in Mexico City in 2019. The Bolts lost that game 24-19. L.A. has also played two games at London's Wembley Stadium, against the Tennessee Titans in 2018 and against New Orleans in 2008, as well as games in Tokyo, Berlin and Sydney.

"It's an honor to once again represent the NFL on an international stage," Chargers president of business operations A.G. Spanos wrote in a statement. "It's also a tremendous opportunity to help grow the game and bring the Chargers brand to millions of sports fans across Brazil and Latin America."

The NFL's first game in Brazil, which featured the Philadelphia Eagles against the Green Bay Packers last season, was overshadowed by poor field conditions. Players struggled to find their footing throughout the game at Brazil's Arena Corinthians, normally a soccer stadium. The Eagles won the game 34-29.

"I mean, y'all saw out there that it was kind of rough to get traction," Eagles quarterback Jalen Hurts said. "Definitely challenging on that field. It's not the type of field we're used to playing on."

Information from the Associated Press was used in this report.

## NFL's Global Markets Program adds four new clubs, two new markets in 2025

NFL.com  
March 31, 2025

The National Football League announced an expansion of its Global Markets Program (GMP), with four new clubs set to participate in 2025 and two new markets added.

Launched in 2022, the Global Markets Program awards NFL clubs international marketing rights to build brand awareness and fandom beyond the U.S., through fan engagement, events, commercial opportunities and NFL Flag development.

In total, 29 clubs will participate in the program across 21 international markets -- up from 25 clubs across 19 markets in 2024 -- as the NFL continues to prioritize global growth and connecting with more fans across markets around the world.

"The expansion of the Global Markets Program in 2025 reflects the NFL's continued focus to grow the game and connect with fans on a global scale," said Peter O'Reilly, NFL executive vice president, club business, major events and international. "With more clubs entering the program and existing clubs adding to their global rights, and as the program expands to new markets, we are seeing strong momentum and impact in growing fandom worldwide together."

Global Markets Program updates for 2025 include:

### FOUR NEW CLUBS:

Baltimore Ravens: Granted rights in the United Kingdom.  
Green Bay Packers: Granted rights across Germany, Ireland and the United Kingdom.  
Los Angeles Chargers: Granted rights in Greece.  
Washington Commanders: Granted rights in the United Arab Emirates.

### TWO NEW MARKETS:

Greece: Los Angeles Chargers.  
United Arab Emirates: Los Angeles Rams, San Francisco 49ers and Washington Commanders.  
EXISTING EXPANSION: In 2025, nine clubs that currently hold GMP rights will expand to additional countries, acquiring between one and three territories per club (see full club rights chart below).

Arizona Cardinals: Adding Canada.  
Detroit Lions: Adding Brazil.  
Indianapolis Colts: Adding Switzerland (now across entire DACH region).  
Kansas City Chiefs: Adding Spain, Ireland and United Kingdom.  
Las Vegas Raiders: Adding Australia and New Zealand.  
Los Angeles Rams: Adding United Arab Emirates.  
Philadelphia Eagles: Adding Brazil.  
San Francisco 49ers: Adding United Arab Emirates.  
Seattle Seahawks: Adding Australia and New Zealand.  
NFL clubs can apply for rights to international markets by submitting proposals to the International Committee for review each spring. Clubs are awarded rights for a five-year term through the program and during this period can pursue activities that are consistent with what they can do in their home domestic market, in their awarded international markets.

### NFL International Games:

The NFL has confirmed the following regular season international games to be played in 2025:

Two regular season games in London at Tottenham Hotspur Stadium -- the only purpose-built NFL stadium outside of the U.S. -- featuring the New York Jets and the Cleveland Browns as designated teams.  
One game in Berlin, Germany at the Olympic Stadium Berlin, with the Indianapolis Colts as the designated team.  
One game in Madrid, Spain at the Bernabéu Stadium -- Home to Real Madrid C.F., featuring the Miami Dolphins.  
A first-ever regular season game in Dublin, Ireland with the Pittsburgh Steelers.  
A return to São Paulo, Brazil and Corinthians Arena during Week 1 of the 2025 regular season, featuring the Los Angeles Chargers as the designated team.  
The Jacksonville Jaguars will also return to Wembley Stadium in London to operate a home game as part of their multi-year commitment to playing a game in the U.K.  
The NFL recently announced its first international game for the 2026 regular season, which will be hosted in Melbourne, Australia featuring the Los Angeles Rams.

Fifty-five regular season NFL games have been played around the world throughout the league's history, with London, Munich, Frankfurt, São Paulo, Mexico City and Toronto all hosting games to date.

## Joe Hortiz

### 'Let the draft come to you': Chargers' free-agency haul informed their NFL draft needs

By Thuc Nhi Nguyen  
Los Angeles Times  
April 23, 2025

Compared to his first NFL draft as a general manager when he owned the fifth overall pick, Joe Hortiz's phone has been eerily silent this draft season. That's how the Chargers GM knows his strategy is working.

"We're going to try to pick as late as we can every year," Hortiz said.

The 22nd pick in Thursday's draft has attracted fewer trade propositions than last year's selection, Hortiz acknowledged, but he's happy to keep picking later in the first round if it means the Chargers can build on last season's success. Hortiz set the table for the Chargers' 11-win season by acing his first draft and hopes for an equally impressive encore this week.

The three-day draft brings a rarely seen sparkle to the eye of the former Baltimore Ravens scout. This is, as Hortiz called it, "the scout Super Bowl."

With 10 picks, Hortiz's plan for his big game is determined by the Chargers' first wave of free agency that brought in 12 players. While the transactions didn't make national headlines, they gave the Chargers a solid foundation entering the draft, in which they could add talent in several key areas including offensive and defensive line, receiver, running back, edge rusher and tight end.

"You gotta make smart decisions, calculated decisions, trying to build your roster as deep as you can going into the draft," Hortiz said, "so you can sit there, kind of let the draft come to you and pick the best player available."

The Chargers addressed questions on the interior of their offensive line by signing right guard Mekhi Becton and former Las Vegas Raiders starting center Andre James. By resigning returning center Bradley Bozeman, Hortiz hopes to have a competitive offseason to strengthen an offensive line that gave up four sacks in a playoff loss to the Houston Texans.

The defensive line that lost Poona Ford and Morgan Fox in free agency reloaded with Naquan Jones and Da'Shawn Hand. But just because Hortiz signed proven veterans doesn't mean he won't stockpile more talent at the same positions through the draft.

"Maybe it's not a need. Two weeks later, it can be a need," Hortiz said. "So you just take the best player available and he's going to be here for four or five years or even longer and he's going to help win games."

Instead of having to hunt for position-specific help in the unpredictable draft, Hortiz and assistant general manager Chad Alexander learned to focus their strategy on the best prospects while working for the Ravens. It worked flawlessly last year when the Chargers raised eyebrows by picking two cornerbacks in the fifth round. Tarheeb Still and Cam Hart proved to be worthy starters when injuries decimated the secondary.

After signing former Pittsburgh Steelers star Najee Harris in free agency, the Chargers could add another running back in a draft that's especially deep at the position. Besides Harris, the team's only running backs are special teams stalwart Hassan Haskins, former sixth-round pick Kimani Vidal and practice squad member Jaret Patterson.

For the third consecutive year the Chargers could take another wide receiver in the first two days of the draft with hopes of giving quarterback Justin Herbert more weapons. Last year's second-round pick, Ladd McConkey, set Chargers rookie records for receptions and receiving yards while Quentin Johnston showed marked improvement in all statistical categories in his second season, but the former first-round pick still struggled with consistency in big games.

Receivers Tetairoa McMillan and Matthew Golden were among the prospects who reportedly visited the Chargers ahead of the draft. McMillan, a towering 6-foot-4, 219-pound prospect, is a Servite High alumnus who caught 84 passes for 1,319 yards at Arizona last season. The 5-11, 191-pound Golden clocked 4.29 seconds in the 40-yard dash at the NFL combine, the fastest among receivers.

Although the Chargers zeroed in on the receivers among their 30 in-person visits allowed by the NFL, it's no sure indication of Hortiz's plans for draft day. The Chargers didn't host Joe Alt before they chose the right tackle with the No. 5 pick last year.

They're still beaming about that decision.

## Jim Harbaugh

### Chargers' Jim Harbaugh says he had hip replacement, heart procedure during offseason

By Jenna West  
The Athletic  
June 11, 2025

Los Angeles Chargers coach Jim Harbaugh said he had successful hip replacement surgery and a cardiac ablation during the offseason.

"Now the doctors can't find anything wrong with me," Harbaugh said at Tuesday's minicamp. "Got an 'A' grade."

Harbaugh's health update comes after he exited a Week 6 game against the Denver Broncos last year while dealing with atrial flutter, a type of arrhythmia. The 61-year-old left in the first quarter and initially entered Los Angeles' medical tent before heading to the locker room for treatment, which included an IV and an EKG. He returned to the sideline in the first

quarter and coached the remainder of the game.

After the Chargers' 23-16 win over the Broncos, Harbaugh said it was his third atrial flutter episode. He had one in 1999 as a player and another while coaching for the San Francisco 49ers in 2012. Harbaugh said he received an ablation to treat each of those two episodes.

A cardiac ablation is a procedure that "uses heat or cold energy to create tiny scars in the heart," according to the Mayo Clinic. Those scars "block faulty heart signals and restore a typical heartbeat."

Harbaugh saw a cardiologist after the Broncos game. The coach had to wear a heart monitor for two weeks and was placed on medication.

This offseason, Harbaugh also underwent a hip replacement after walking with a significant limp for years. He did not provide any additional details on the procedure at minicamp Tuesday and said "everything's good" when asked about his offseason health updates.

## Oronde Gadsden II

### Chargers' early riser Oronde Gadsden II making a good first impression

By Elliott Teaford  
OC Register  
June 16, 2025

EL SEGUNDO — Rookie tight end Oronde Gadsden II usually wakes up at first light, which these days in Southern California is about 5 a.m. He hasn't adjusted to the Pacific Time Zone after living all of his life in the Eastern Time Zone, so it's been difficult to get back to sleep in an unfamiliar hotel room. Then he's out the door and on his bike for an 8-minute ride to the Chargers' practice facility.

Is anyone else around The Bolt at that unspeakable hour?

"The security guy," Gadsden said.

It's too early for breakfast.

The locker room is empty.

So is the training room.

And the weight room is, too, although strength and conditioning coach Ben Herbert usually isn't far behind.

Gadsden, 21, then heads onto one of the three practice fields hours before the sun breaks through the marine layer and well before he's required to be on hand for the last of the Chargers' organized team activities this week before a nearly monthlong break before the start of training camp on July 17.

So far, perhaps the most difficult part of practices and workouts for Gadsden since the Chargers drafted him in the fifth round in April has been adjusting to the different time zone. He's been early for practice, for workouts, for meetings, for breakfast, for every aspect of his rookie year.

"Being around when my dad was playing kind of taught me the ins and outs and how everything is going to go," Gadsden said of his father, also named Oronde, who spent six seasons as a wide receiver with the Miami Dolphins between 1998 and 2003. "Most of it has gone how I expected."

The elder Gadsden also drilled one very important lesson into his son's head.

"My dad always told me that you should show up early," Gadsden said.

In addition to impressing Chargers coach Jim Harbaugh, tight ends coach Andy Bischoff and veteran teammates such as fellow tight ends Tyler Conklin and Will Dissly, Gadsden's early arrivals have had another benefit. Gadsden has walked through the playbook on his own on the field.

"Coach Herb," as the Chargers call him to distinguish him from quarterback Justin Herbert, suggested Gadsden hit the field early in order to drill down on the plays and better prepare for team walk-throughs and practices that often don't start until noon or later. It's been very helpful.

"He was really the one that came up with that," Gadsden said of Ben Herbert.

Conklin and Dissly have been helpful in mentoring Gadsden as he makes the transition from Syracuse University to the Chargers. The tight end's job isn't just about catching spirals from Justin Herbert. It's also about blocking and clearing space for running backs Najee Harris and Omarion Hampton.

"He wants to listen, he wants to learn," Bischoff said of Gadsden. "All you ever ask of a blocker is a willingness, and we can take it from there. If they have a willingness, then you've got to hone in on the fundamentals and help them grow. If they don't have a willingness, that's a challenge."

"He has a willingness."

Gadsden also has shown in spring practices that he can make plays, which in addition to his 6-foot-5, 236-pound frame, was what attracted Chargers general manager Joe Hortiz to him before the draft. The Chargers believe he can be another reliable target for Justin Herbert.

Last season at Syracuse, Gadsden caught 73 passes for 934 yards and seven touchdowns in 13 games. He was a third-team AP All-America selection and a first-team all-Atlantic Coast Conference pick in 2024 and 2022 after moving to tight end from wide receiver before the '22 season.

"It's way early, way early, but he's twitchy," Bischoff said in evaluating Gadsden's play so far. "He separates. He does some really good things in the passing game, and I think, as he's become more comfortable in our system in the last four or five days, people are beginning to see that."

Now, if the Chargers can just get him to sleep past the crack of dawn.

## Omarion Hampton

# The Inside Story of How the Chargers Drafted Omarion Hampton

By Eric Smith  
Chargers.com  
June 2, 2025

The night before Round 1 of the 2025 NFL Draft, the Chargers held a gathering at a restaurant in El Segundo.

Chargers General Manager Joe Hortiz was there, as was Head Coach Jim Harbaugh and his staff, the entire scouting and personnel team and several other departments within the Bolts front office.

The event was to celebrate months of hard work and commitment that would culminate over the next three days beginning with the No. 22 overall pick, which the Chargers held in the first round.

"It's a cool thing to just bring people together," Chargers assistant general manager Chad Alexander said of the get together. "After going through the process and debating with each other about this player or that player in our draft meetings, we're still all in this thing together. It always comes from a good place. Everyone was excited. You look around at each other and it's like, 'We're going to go all in this weekend!'"

As he mingled about at the get together, Alexander couldn't shake a premonition that Omarion Hampton was going to end up as a Los Angeles Charger the next night.

Alexander, of course, knew that the uber-talented and productive North Carolina running back might not even be available at No. 22 overall.

Others in the front office felt the same way.

"You hope," said James MacPherson, a Chargers regional scout whose area includes North Carolina.

"But there was no certainty and no guarantee because other teams are looking at the same film and same things we're looking at," MacPherson added. "I felt like he was an elite player, and those guys usually go early."

Even so, Alexander simply had a hunch and wanted to find a way to pass the intuition along to Hortiz.

Alexander was slated to give Hortiz a ride back to the team facility after the event and figured that was as good a time as ever.

"We were at the restaurant and I was thinking, 'OK, how can I tell Joe this?' But he actually brought Hampton up on the way home first," Alexander recalled with a laugh.

"I was dropping him off back at the facility and said, 'I think it's going to be Hampton.' We all just loved him," Alexander added.

Roughly 24 hours later, the Chargers turned in a card that made Hampton their first-round pick in 2025.

"When it was him, we were thrilled," Alexander said.

"Fired up to get him," Hortiz said in a press conference after the first round.

Over the past few weeks, Chargers.com spoke to various scouts within the Bolts front office for a deep dive on Hampton as a player and a person.

Here's the inside story of how Hampton ended up in powder blue.

'Who the heck is that?'

Let's go back to the beginning.

MacPherson's region is made up of eight states — Virginia, Maryland, North Carolina, South Carolina, Georgia, Kentucky, Tennessee and New York — meaning he must be strategic on how he handles school visits and which games to attend.

As fate would have it, MacPherson was in Chapel Hill on August 27, 2022, to watch North Carolina open the season against Florida A&M.

It was the very first college game for Hampton, a four-star prospect who played high school ball roughly 50 miles from UNC.

Hampton's first impression on MacPherson was a notable one as the running back scampered for 101 yards with two touchdowns in his college debut. It was the first time a UNC true freshman had hit 100 rushing yards in his first college game since 1946.

"He was a true freshman, and they were already excited about him," MacPherson said. "He kind of stood out and I was like, 'Alright, I'm going to be following this guy.'"

"I was scouting some of the older players but even as a true freshman he looked like he was a junior," MacPherson added. "You're looking at a line and it's like, 'Who the heck is that?' He was one of the biggest, strongest-looking backs they had."

MacPherson later caught two of Hampton's games in 2023 when the running back was a sophomore. Hampton scored twice in the 2023 season opener against South Carolina and rumbled for 234 yards and three touchdowns on just 26 carries the following week against Appalachian State.

"You star those guys," MacPherson said of his scouting process.

Alexander also saw Hampton play in 2023 when he was the Director of Player Personnel for the New York Jets.

Hampton went off against Miami that October night as he racked up 217 total yards and three scores, including 197 rushing yards and two touchdowns on the ground.

By the end of the 2023 season, and even into the spring of 2024, everybody in the NFL scouting world knew about the rising running back from North Carolina.

A season with 1,504 rushing yards and 15 touchdowns will do that.

But Hampton also wasn't eligible for the draft yet, and scouts also wanted to see if he could replicate that success again in 2024.

A repeat performance

North Carolina spent much of the 2023 season as a Top 25 ranked team.

Experts credited their strong season to quarterback Drake Maye, who threw for 3,608 yards and 24 scores and went on to be the No. 3 overall pick in the 2024 NFL Draft.

As Hampton geared up for his junior season, many wondered how Hampton would fare without a surefire first-round pick at quarterback next to him in the backfield.

"When a team has a big-time quarterback like Drake Maye, who could throw it all over the field, defenses are going to kind of try to defend that," MacPherson said. "So, they're going to probably play some extra defenders in coverage to basically stop the pass, and that probably opened up some more run lanes, lighter boxes on defense for Omarion to run through."

With Maye in New England, Hampton thrived as the focal point of the Tar Heel's offense.

He matched his rushing touchdown total (15) from the season before but had more rushing yards (1,660) and more yards from scrimmage (2,033) — all while North Carolina rotated at quarterback after Max Johnson, the starter to open the season, was lost for the year in Week 1 with a leg injury.

Add it up and Hampton actually tallied more 100-yard games as a junior (10) than he did as a sophomore (eight).

Hampton had 1,726 total yards as a sophomore, which accounted for 27 percent of UNC's offense. That output shot up to 38.5 percent last season when he tallied 2,033 of the offense's 5,287 yards.

Hortiz compared the two seasons unprompted at his press conference after the Chargers selected him at No. 22 overall.

"I go back to last year when I was evaluating Drake Maye and other players in North Carolina in the Fall. He stood out back then," Hortiz said. "There was just this big physical runner with breakaway speed and punishing people and making guys miss. It was like, 'Wow, this is a heck of a back.'"

"And to watch him do it again this year — two years of production, durability, high character, work ethic off the charts — everything about him, that's what makes him stand out," Hortiz added.

Hampton, who averaged exactly 5.9 yards per carry in each of his final two seasons in college, made the same impression on others, too.

"I factored it in a lot," Alexander said. "You have to factor in not only who he's playing against but also who he's playing with. The year before, he was playing with a top five quarterback and was extremely productive."

"This past season he was the focal point of the offense and found a way to be productive," Alexander added. "You turn on the tape every time and see the same thing. That's just a credit to him."

MacPherson said: "That also checked another box for us in terms of, 'Hey, was it just the quarterback?' No, this guy had back-to-back productive years with and without an NFL quarterback."

"To be honest, I would say he had a better year [in 2024] because he had to run against some heavier boxes and probably break a few more tackles than he did in the past," MacPherson added.

All eyes on Hampton

The scouting process for an NFL prospect is about more than on-field production, of course.

That's the starting point, to be sure, and it's an area Hampton excelled at as he put up gaudy stats during his time at North Carolina.

"When you watch him, he's physical, he's explosive, he's tough, he's got great balance, he's got excellent speed, gets outside, finishes long runs, breaks off long runs," Hortiz said. "When you watch him in the secondary, he just lowers the shoulder and runs through tackles ... he also has value as a pass receiver."

Hortiz later added: "A three-down back. And probably a four-down back."

Alexander couldn't agree more.

"This is a grown man's sport, and he plays the game like a grown man. That's probably the highest compliment you can give to a back like him," Alexander said. "He has a style that is tailor-made for the league and that's why we were excited to get him."

But when a team decides to spend a draft pick on a player, especially in the first round, they want to make sure that prospect will fit into their team in more ways than one.

MacPherson described something called 'The Charger Mentality,' a mantra that Hortiz and Harbaugh brought to the organization when they arrived last January.

In simple terms, this mentality measures what football means to a player. Is he just in it for the fame and financial security? Or is there a hunger there that will help him succeed at the next level?

"Does he love football, and does he love the process? Is he a guy that's going to do what it takes to be successful and help his team be successful in terms of doing the little things?" MacPherson said. "Sometimes those are hard and tedious but that's what it takes to be a successful player or an elite player that can compete at the NFL level."

"He certainly was doing all those things on the field and off the field. I don't think [his production] was by accident. He very much trains like a pro already, which was great to hear," MacPherson added.

Part of MacPherson's job is to go into schools in his area and talk to staff members about prospects.

This could be a head coach, sure, but also other coaches, members of the football staff or academic advisors.

MacPherson recently recalled what he learned about Hampton as he learned more about him as both a person and a player.

"No matter who we talked to throughout this entire process, we couldn't find anybody to say anything bad about this kid. Nobody," MacPherson said. "That's rare but, every once in a while, you do find a guy who checks every box."

While MacPherson was doing his homework on Hampton, Ethan Brodsky was, too.

Brodsky is also a regional scout for the Bolts who primarily covers the Northeast.

But Hortiz recently introduced a crosschecking measure of sorts to the Chargers scouting department where regional scouts have a state or two that a pair of them will work on.

MacPherson, for example, crosses over into Maryland and West Virginia with Brodsky, who in turn will go into North Carolina on his own.

"Joe is big on overlap. Getting more eyes on players is the most important thing, and that definitely helped," Brodsky said.

The result?

A clean and thorough evaluation from multiple scouts on Hampton.

"It very much aligned, the type of player he is, the type of person he is," Brodsky said of his collaboration with MacPherson.

And while Brodsky didn't see Hampton play in person, he had an in-depth conversation with Natrone Means, North Carolina's running backs coach and a former Chargers Pro Bowl running back.

Means raved about Hampton's work ethic and training habits, as well as the fact that he was a standout person off the field and in the community.

Brodsky got an up-close look at Hampton in practice and came away impressed.

"I went there in October, and it was a walk-through day, a Thursday before they played Florida State," Brodsky said. "He was the first one in line in every drill. It's only a walk-through and these are things he's done probably 1,000 times but the way he worked was incredible."

"It was an over-the-top work ethic. That speaks volumes," Brodsky added.

MacPherson came away with the exact same vibe.

"You watch him in practice, and he was always doing something. And it wasn't like he was drawing attention to himself and distracting players," MacPherson said. "He was their No. 1 back so if it's special teams and field goals, he's over in the corner catching balls or working through the ropes."

"He was constantly doing something on the side to try and improve his game," MacPherson continued. "You saw some of those practice habits right away. It's like when you go to our practice and you see Khalil [Mack] working on the bags during special teams. He's always working on something."

"I could tell Omarion just loves ball and wasn't resting on his laurels. And that was every practice I saw him at. He just wouldn't stay still, even punching the bag in pass pro," MacPherson added. "It wasn't like he was sitting on the bench and sipping on Gatorade. I knew this was a guy who would fit right in on our practice field."

By the time the 2024 season ended, it was clear that Hampton was among the top prospects in the 2025 draft class.

And as the Chargers prepped to meet with Hampton in person, they would continue to be blown away by him.

A Bolt & Hammer

Kiel McDonald was more than excited to add Hampton to the Bolts running back room this offseason.

But truth be told, the Chargers running back coach had hoped to coach Hampton earlier in his career, too.

McDonald formerly coach running backs at the University of Utah and at USC. Even then he had heard about a high school running back all the way over in North Carolina.

"There was this running back that they said looks like Herschel Walker and he's all the way out in Carolina," McDonald said. "I'm like, 'I don't know if we're going to get a kid on the West Coast from Carolina. I got a chance to see the tape, see the workouts and he's always been a big, strong, physical specimen."

"As the years continued to progress, that dude has 'it'. There's that 'it' factor you see in a back, whether it's things you can pull out of somebody or things he already has," McDonald added.

Fast forward to the spring of 2025 when McDonald finally got the chance to meet Hampton at the NFL Scouting Combine.

Already impressed with Hampton's play on film, the Chargers contingent in Indianapolis swooned after his in-person interview.

"I thought he could regurgitate his scheme, his offense and what he was taught," McDonald said. "We threw some random plays from his season on the TV screen and wanted him to talk us through it."

"What's the running back read here, what's his footwork, what's his track? He knew exactly what to say," McDonald added. "Talked about blitz pickup, how he was taught there, understanding how to scan. Just being able to tell us exactly how he's been taught, that was impressive. He is a smart dude, and he is a hard worker."

By that point, MacPherson and Brodsky had already submitted their year-end reports to the front office.

The Chargers host their regional scouts in December for meetings and the chance for them to attend a home game.

Scouts submit their Top 30 reports to Hortiz and Alexander, which is a list of the best players in their region.

Was Hampton the No. 1 player on MacPherson's list?

"He was," MacPherson said with a laugh. "And he stayed there."

With Hampton squarely on the Chargers radar, it was time for others in the scouting department to evaluate Hampton, too.

Jaylen Bannerman-Oden is a college and pro scout for the Chargers, meaning he dabbles in both worlds.

During the season, he will work on advance scouting reports for upcoming opponents. But he also visits a few schools for another cross-checking measure.

Additionally, under Hortiz, each scout in the front office is assigned a position group to evaluate ahead of the Draft.

Bannerman-Oden was tasked with looking at the running backs.

One of the first steps of that process was going to Hampton's Combine weigh-in with McDonald.

"With Omarion, I had a little star next to him. He looked rocked up. It looked like my man had been in the gym," Bannerman-Oden said.

Over the next few weeks after the Combine, Bannerman-Oden dove into dozens of running back prospects.

He looked at their touchdowns, simple plays, fumbles, pass protection, routes. Everything.

"Omarion might have the highest ceiling of anybody in this class, just off of his size, he can run inside and outside, has solid hands to catch the ball," Bannerman-Oden said.

"Everything he does, he's a natural at it. Some guys work really hard and they get stuff done. He works really hard and he's naturally gifted," Bannerman-Oden added. "He's breaking tackles and people are bouncing off him, it's like a man versus boys sometimes. He's got some of that stuff you can't teach."

McDonald echoed a similar sentiment when asked about his pre-draft evaluation of the 2025 running back class.

"We look at who's going to fit our skillset and what we're looking for, fit our offense, fit our scheme," McDonald said. "[Hampton] was up there at the top."

The final piece of the pre-draft puzzle?

North Carolina's Pro Day, which was held on March 24 in Chapel Hill.

MacPherson made sure to be as close to Hampton as possible for his final impression.

"You talk about him passing every phase, the last phase was his Pro Day. I was there in Chapel Hill helping the running backs coach from the Saints in the drills," MacPherson said. "We call it 'smelling their breath.' And it's like, 'OK, let me get up on this kid and watch him and see how he responds to being coached in drills and how he's working.'"

"He's a nice, humble, quiet kid off the field but there's a switch," MacPherson added. "He

attacked his Pro Day and getting over the bags and making cuts — I was one of the scouts giving him a secondary reaction in a drill — and he just attacked it with a different level of intensity. It was like a game. It was just bags, but he was ready to run through a guy."

As the draft neared and the Bolts front office set their board, Hampton had differentiated himself.

The Chargers have certain icons they put on players for their digital draft board. Some are for medical issues or character concerns, sure.

But some are reflected in a positive light, too.

There's a Bolt, which highlights a player's overall standout character. And there's a Hammer, which echoes a brand of physicality that you know Harbaugh loves to see on game days.

MacPherson explained what the symbols represent.

"It's a high bar to be a Bolt. When you put that Charger Bolt on a guy, you're saying he checks a lot of boxes in terms of being a pro on and off the field just as an elite guy," MacPherson said.

"And a Hammer, when they hit somebody, the other guy is going backwards," MacPherson added.

You can guess which player received both designations when the Chargers final draft board was set.

"He was a Bolt and a Hammer," MacPherson said of Hampton. "A lot of times, guys get one or the other. But the special ones get both."

A bright future

It's a special feeling for a scout when a player they've watched for more than a year gets selected to their team.

Especially in Round 1.

"It's rewarding, I'm not going to lie," MacPherson said. "You put in a lot of hard work, a lot of extra effort. We put in a lot of time as scouts watching and observing guys, watching extra film and then talking to extra people and doing as much background research as you can."

"Sometimes you don't leave a school until 7 p.m. at night and then you still have to type up all the work you did that day," MacPherson continued.

"Of course, it feels good when a guy you put a lot of work into gets picked, but scouts are team guys. And make no mistake, it was a total team effort. Everybody liked him and saw his game as a fit. There was just some really good consensus."

Consensus.

Unanimous.

Those two words came up a lot in April both before and after the Chargers drafted Hampton at No. 22 overall.

And even though Hortiz and Alexander chatted about the running back the night before the

draft, everyone also knew there was a reality where Hampton was long gone before the Bolts' pick.

"Did I think Omarion was going to be there? No," Hortiz said. "Because he was one of those unanimous guys, and you kind of anticipate unanimous guys being gone. But we're fired up he was there."

"We go through all the guys, and it was unanimous," Hortiz added. "If he's there, would we take him at No. 22? Absolutely."

And that was even with the Bolts getting multiple strong trade offers to move away from No. 22 and to the latter part of the first round.

"He was designated by us as a player before the draft where we were going to have to be blown away by a trade," Alexander said. "We listen to any trade offer; that's just part of our jobs. But we weren't going to move away from this caliber of player."

"Happy as hell to get him. Offensive coaches were happy, defensive coaches were happy," Alexander added. "We're going to control the ball more and that will help our defense. It was just a consensus. Everybody was excited to get him."

Instead of trading back, the Chargers added a dynamic young running back to the offense.

Can Hampton run the ball? Check.

The two-time Doak Walker Award Finalist finished with 3,600-plus rushing yards and 36 touchdowns at North Carolina.

Can Hampton catch the ball? Check.

He had 73 career catches in college.

And can Hampton protect his quarterback? Check.

The 22-year-old will gladly use his 6-foot and 220-pound frame to wall off pass rushers.

"This is a player that can play on third down really well," said Harbaugh. "Gives Justin [Herbert] somebody to throw to out of the backfield, he's also a really good pass protector. His game is really well-rounded."

Hortiz and Harbaugh now have two drafts under their belt in Southern California.

A year ago, they took a mammoth right tackle in Joe Alt (6-foot-7 and 323 pounds) who already showed Pro Bowl potential as a rookie.

Now you add Hampton, who joins a running back room that also includes Najee Harris, a 6-1, 242-pound back that has run for 1,00-plus yards in each of his four NFL seasons.

"They complement each other well. They both have a bruising style of running and wear defenses down over four quarters," Alexander said. "It's an identity we want to bring. We are trying to build a bully here and that's how you do that."

McDonald added of Hampton: "We'll see what part he's going to play, but I can see him helping out the Chargers in a big way."

Is there any question what kind of team the Chargers are trying to assemble?

"[Hampton] is like a humble beast. And Joe Alt was like that, too," Bannerman-Oden said. "Not a flashy guy ... but that's two years in a row where we've gotten these humble savages that are just about the work and not about all the extra pomp and circumstance.

"They're not flashy guys themselves. They're about the work and they want a team that reflects that," Bannerman-Oden said of Hortiz and Harbaugh. "They want guys that will compete and, when you get into December or the fourth quarter, will want it more."

Hampton will wear No. 8 with the Chargers and has already made the transition from Carolina blue to powder blue.

And as his rookie season approaches, he can't wait to produce for his new team.

"[The NFL] has been a dream ever since I touched a football," Hampton said. "I'm excited for it.

"It's better than I thought, to be honest," Hampton later added about getting drafted. "Surreal feeling just to get that phone call knowing that the team is trusting you to join their program."

## Najee Harris

## Najee Harris says Jim Harbaugh central to Chargers' signing

By Kris Rhim  
ESPN  
March 14, 2025

EL SEGUNDO, Calif. -- Jim Harbaugh began chasing Najee Harris almost a decade ago.

Nine years ago, Harbaugh, then the head coach at the University of Michigan, went all out to recruit Harris, a top player in the 2017 high school class. Harbaugh attended Harris' homecoming game, sporting Harris' Antioch High School colors and announcing the school's homecoming queen at halftime.

"I was just like, what the heck?" Harris said with a smile. "I mean, this dude is calling out just doing everything, but that showed how much of a down-to-earth cool guy he is."

Still, that wasn't enough to lure Harris, who signed with the University of Alabama and was a first-round pick by the Pittsburgh Steelers in the 2021 NFL draft. After four years in Pittsburgh, however, Harbaugh finally got Harris.

Harris, 27, signed a one-year deal with the Chargers earlier this week and said that Harbaugh was a driving force in his decision.

"He's the same guy, man," Harris said. "He's always energetic, man. He's always the life of the party, so he's just a good guy to be around, down to earth, and he makes you feel comfortable."

Harris said he knew that his time in Pittsburgh was coming to an end at the halfway point last

year and that Steelers coach Mike Tomlin was honest with him throughout the process.

"I didn't plan on doing it," Harris said of leaving Pittsburgh. "It wasn't something that was in the plan or anything, but it is a business."

Harris has rushed for 1,000 yards in each of his four seasons. The Chargers haven't had a 1,000-yard rusher since Melvin Gordon in 2017. Harris had 18 carries for 70 yards in a win over the Chargers last season.

"When we played against them, I saw the type of team that they're on the rise to be and I wanted to be a part of that," Harris said.

## Daiyan Henley

## Can Daiyan Henley be a key to Chargers' Super Bowl push?

By Kris Rhim  
ESPN  
April 15, 2025

LOS ANGELES -- When Chargers linebacker Daiyan Henley realized his NFL dream in 2023, it was almost akin to the script of a Hollywood movie.

Henley grew up in the shadows of SoFi Stadium in Los Angeles, playing high school football at Crenshaw High with dreams of playing in the pros. He changed positions twice -- from quarterback in high school to wide receiver at the University of Nevada and then moving to defense his junior year. After spending his senior year at Washington State, Henley was drafted in the third round (No. 85) of the 2023 NFL draft by his hometown team, the Chargers.

If this were a movie with a storybook ending, Henley would have gone on to dominate as a rookie. Instead, Henley's first season was a disappointment. He played 51 defensive snaps -- spending most of his time on special teams -- as a depth player behind linebackers Kenneth Murray Jr., Eric Kendricks and Nick Niemann, who all played at least 230 defensive snaps.

"I chased this dream for so long to be here, from outside looking in, that probably seemed like it was enough," Henley told ESPN.

"But that wasn't my end-all-be-all goal to be a special teamer. ... So that was where my embarrassment was, but it was also my interior motivation."

Henley found a new opportunity in 2024 when Murray and Kendricks didn't return and with the hiring of coach Jim Harbaugh, who brought in a new defensive staff.

Last offseason, the Chargers signed linebackers Denzel Perryman and Troy Dye and drafted Junior Colson in the third round. Colson had played for Harbaugh and defensive coordinator Jesse Minter at Michigan -- his familiarity with the scheme, system and coaches made Colson a likely candidate to see a significant role in year one.

But appendicitis kept Colson out of most of training camp and Henley emerged as one of the Chargers' best linebackers during camp.

When the season began, Henley and Perryman started but would rotate with Colson and other linebackers on defense. Over time, that rotation decreased, with Henley staying on the field more often. From Weeks 8 to 16, he played at least 60 snaps in all but one game and became a vocal part of the Chargers defense.

"I think he's really just become a great calming force and leader in the middle of the defense," Minter said during the season.

The season didn't come without bumps, though. In Week 4 against the Kansas City Chiefs, Henley suffered a torn labrum in his left shoulder while making a tackle. His season would have been over if he had opted for surgery, but instead Henley played Week 5 against the Cardinals with a shoulder strap and another arm restraint to prevent further injury.

Henley had what he described as the worst game of his career that day. The Chargers defense missed 16 tackles, many of which Henley took the blame for. Cardinals running back James Conner rushed for 101 yards on 19 carries.

After that game, Henley worked with the Chargers staff to adjust his shoulder contraption.

"They said I am at a much higher chance of dislocating my shoulder with the adjustments that I made, but at that point, I was like, 'Bro, I'll take the risk,'" Henley said. "And if you look at my gameplay after Arizona, I went on a run."

He then had double-digit tackles in eight of his next nine games, including a career-high 15 tackles against the Tennessee Titans. His performance caught the attention of Harbaugh.

"The growth, the leadership, the tackling ability, that's been great," Harbaugh said. "... Elite pass defense, driving into the zone and just finding the receivers and plugging the holes and then reacting to the ball in the air that was elite."

Henley finished his sophomore season ranking eighth in the NFL in total tackles (147).

"I can truly say I don't feel embarrassed," Henley said while laughing. "I feel much better about my football life and my football journey. I feel like I did accomplish a lot, but I just know I haven't gotten to where I wanna be."

Shortly after the season ended, Henley had surgery for his labrum. As part of his recovery process, Henley said he is at the Chargers facility daily for rehab before strength training and began training his upper body again about a week ago.

After uncertainty following an uneventful rookie season, with a new coaching staff, Henley heads into his third season as the Chargers top linebacker. He expects to be 100% by training camp for a season where he feels more motivated than ever.

"Looking around the league, I feel bits of just longing for more. I see guys, and I feel like I should have that opportunity, and why didn't I?" Henley said.

"Ultimately, I'm telling myself, 'You haven't done anything yet,' and that right there motivates me.

So that's where I'm at mentally. I feel like I still haven't had my moment yet."

## Justin Herbert

### 'You gotta move on': Chargers' Justin Herbert focusing on future, not playoff failure

By Thuc Nhi Nguyen  
LA Times  
June 11, 2025

No one in the Chargers' locker room felt as bad as Justin Herbert. At least that's what the quarterback said after a career-high four interceptions in January cost the Chargers an opportunity for their first playoff win since 2018.

But the disappointment that rendered Herbert motionless on the sideline in Houston had faded in his memory, he said. Offseasons tend to have that rejuvenating effect.

"If I spend any more time worrying or focusing on a loss like that, I would be doing a disservice to my teammates," Herbert said Wednesday on the second day of Chargers minicamp. "Obviously it didn't go the way we wanted it to, like I said at the end of the year, but you gotta move on."

Despite the crushing wild-card loss that prolonged the Chargers' seven-year playoff win drought, Herbert maintained that his offseason has been business as usual.

Meeting with local reporters for the first time in five months, Herbert recited the typical offseason lines with a stone-faced expression. His new teammates are picking up the offense quickly. He wants to continue mastering the scheme in his second season under the coaching staff.

Herbert instead makes stronger statements on the practice field and in the weight room, where his determined nature has earned him a spot in coach Jim Harbaugh's "Elite Nine" club of the team's hardest workers.

"I know it motivates me every day to get up out of bed, like I gotta rise up to his level," Harbaugh said. "He's doing anything and everything he can possibly do. Now it's up to the rest of us."

During the offseason, the Chargers focused on adding weapons around Herbert to elevate a sputtering offense that ranked 20th in the NFL in yards per game.

Even without pads, the athleticism and instincts of running back Najee Harris and rookie Omarion Hampton have impressed Herbert. Rookie tight end Oronde Gadsden is showing his receiving capabilities as Syracuse's all-time leader for receptions and receiving yards by a tight end when he had the most catches of any player during team drills Wednesday. Gadsden, a converted wide receiver, will team with free-agent acquisition Tyler Conklin, who has had at least 50 catches in each of the last four seasons, to boost the tight end position.

The biggest offseason move was the addition of a familiar name. Mike Williams, after one year away from the franchise that drafted him in 2017, returned on a one-year contract to reunite with Herbert. The 6-foot-4 receiver, who has been

working primarily with trainers during minicamp practices, "changes the way you play football when he's on your team," Herbert said.

"50-50 balls are not quite 50-50 as we've seen with Mike," the quarterback added.

The receivers could use the boost. Ladd McConkey was the group's only consistent force last year. The former second-round pick dominated against Houston with an NFL rookie playoff-record 197 yards receiving, nine catches and one touchdown. The rest of his teammates combined for five receptions and 45 yards. Still without a playoff win in two appearances entering his sixth NFL season, Herbert completed a career-low 43.7% of his passes and was sacked four times.

Getting Williams and rookie receivers Tre' Harris and KeAndre Lambert-Smith, who were selected in the second and fifth rounds, respectively, on the field could open up a more aggressive deep passing game, offensive coordinator Greg Roman said.

The stacked room also could put more pressure on Quentin Johnston to live up to the billing of a former first-round pick. The receiver entering his third year is "owning the system now," said Roman, who predicted another major step for Johnston this season.

The former Texas Christian star shook off a disappointing rookie season with 711 yards receiving and eight touchdowns on 55 catches last year. He torched the Las Vegas Raiders in a playoff seed-clinching Week 18 win for 13 receptions and 186 yards receiving. Even Johnston estimated that it was the best game he'd ever had at any level of football.

Yet he followed with a major disappointment in the biggest moment with no catches on five targets in the wild-card loss. Johnston went without a catch in two games last season, both coming in marquee matchups. He was also shut out against the Baltimore Ravens in a "Monday Night Football" showcase in which he also dropped a crucial third-down pass. To pile on, fellow receiver Zay Flowers, who the Ravens picked one spot behind Johnston in the 2022 draft, led Baltimore with 62 yards receiving on five catches.

Learning a second offense in as many years in the NFL, Johnston had to play "a game of catchup last season," Roman said. But with consistent practices in organized team activities and minicamp, the coach said Johnston is "starting to come out of the other end of the tunnel."

"Justin, he's throwing to him a lot," Roman said, "and Q's answering the call."

## Khalil Mack

### Khalil Mack 'couldn't give up on that dream' of winning with the Chargers

By Beth Harris  
Associated Press  
June 11, 2025

EL SEGUNDO, Calif. (AP) — Khalil Mack mulled retirement early in the offseason. It didn't take

long for him to decide to return to the Los Angeles Chargers.

He agreed on a contract extension in March, never becoming an unrestricted free agent.

"Got tremendous leadership here, very familiar with guys already here," he said Wednesday at minicamp. "It was a no-brainer."

Mack, who turned 34 in February, is in his 12th season in the league and fourth with the Chargers. Despite nine Pro Bowl selections and a Defensive Player of the Year honor, he has never won a playoff game in five appearances.

"You're chasing that feeling of wanting to win," Mack said. "I couldn't give up on that dream and that goal for myself and the franchise."

Defensive coordinator Jesse Minter said having Mack return "means everything."

"Khalil is one of the best ever to do it," he said.

Mack was at the Chargers facility to train in February and March, setting a tone for his teammates.

"The impact that he had on other people to train at his level is pretty incredible," Minter said. "For young guys to have him around, it just makes everybody better."

Around the same time Mack re-signed, the Chargers released defensive end Joey Bosa. He later signed with the Buffalo Bills.

"I texted him the other day saying it was weird not having him in the room breaking the silence with his little awkward jokes," Mack said.

Second-year cornerback Tarheeb Still influenced Mack's decision to stay.

## Jamaree Salyer

### Chargers training camp, Day 10: Jamaree Salyer working with first team after weight- loss 'journey'

By Daniel Popper  
The Athletic  
July 28, 2025

EL SEGUNDO, Calif. — On Jan. 11, the Los Angeles Chargers lost to the Houston Texans in the first round of the playoffs. The next morning, players returned to the facility to clean out their lockers, attend exit meetings, pack their bags and say their goodbyes before leaving for the offseason.

Offensive lineman Jamaree Salyer was heading east to spend time at home with his family in Atlanta. Before departing, though, Salyer had a conversation that might change the trajectory of his football life.

Chargers executive director of player performance Ben Herbert challenged Salyer to lose weight.

"It's for your career. It's for you," Herbert said, as Salyer recalled. "This is what I would like for you, but it's up to you. It's your career. You control it. It's your destiny."

Those words rang in Salyer's head as he made sweeping changes to his offseason routine, most notably with his diet. He cut out sweets, sugary drinks, late-night eating — “all the stuff that everybody loves,” as Salyer described it after a training camp practice last week at The Bolt.

From January to July, Salyer lost 35 pounds. He called it a “journey.” According to offensive coordinator Greg Roman, Salyer “made a commitment to being in the best shape he can possibly be.” The transformation is leading to improvement, and Salyer is now making a case to start in 2025.

Monday, Salyer was at left guard in team drills with the starting offensive line. Zion Johnson, who had played exclusively with the first team through the first nine practices of camp, played center with the second team. Bradley Bozeman was the first-team center.

“He’s a different guy when you subtract 35 pounds of bad weight,” Roman said of Salyer. “His ability to move laterally (and) change direction quickly is so much better. ... He’s got some really good playing experience. He’s got good instincts. He’s a big, physical guy that last year, quite frankly, was held back by just the shape he was in.”

Salyer started at right guard in the Chargers’ playoff loss. It was his fifth start of the season. He had been primarily a depth piece in 2024 while rotating in periodically in short-yardage situations. Starting right guard Trey Pipkins III was unable to play in Houston because of an injury. Salyer was the next man up.

What started as an immense opportunity turned into a tough, grueling learning experience for the 2022 sixth-round pick.

The Chargers offensive line played its worst game of the season. All five starters allowed at least three pressures. Salyer allowed three, including a sack. At times, he looked overmatched by the Houston front, particularly by veteran defensive lineman Denico Autry. As Roman said, “There were a couple plays he’d like to have back.”

Salyer, who is entering the final year of his rookie deal, used that film as motivation.

“Everybody plays bad games,” said Salyer, who has started 37 games for the Chargers at guard and tackle. “I looked at it, I learned from it, and I just grew. Obviously, I would love for my best games to be in the biggest moments like that, but sometimes that’s life. So, taking a situation like that and not letting the Houston game turn into Year 4, and then ‘what the hell happened?’ and then the end of your career. That’s really my biggest thing.”

After a couple of weeks of family time, Salyer got to work. Coming from one of the best college programs in football at Georgia, Salyer has never shied away from training. The key was changing his diet.

Salyer would train in the mornings in the Atlanta heat. “You go outside, you start sweating — for big guys,” he quipped. He would eat his first meal at noon after his training session. All meals would come between noon and 6 p.m. After that, he would not eat another meal until the following day at noon. At night, Salyer limited his intake to hydration and some occasional fruit.

From Jan. 12 to April 22, when the Chargers reported for Phase 1 of the offseason program, Salyer lost 25 pounds. He lost an additional 10 pounds after returning to the facility and resuming training with Herbert. Salyer is now playing at 332 pounds.

“A new Jamaree,” left tackle Rashawn Slater said.

At the facility, the Chargers use an InBody scanner to measure body fat percentage. Salyer bought one to use in Atlanta and track his progress during the offseason.

Salyer has added lean muscle mass and lost body fat. His conditioning has improved dramatically. Salyer believes it will help him “play better later in games.”

“I know I can play, obviously. I can play football,” Salyer said. “I never worried about that. It’s just a matter of being able to play at a high level for four quarters.”

Salyer said he is already seeing results in practice. Instead of focusing simply on making it through the exhausting days of training camp, Salyer can home in on the finer details of offensive line play. His conditioning was a hindrance. Now it is an enhancement.

“I got this play, this rep. I know I can give it my best,” Salyer said. “What is my assignment? What do I need to be? Where do my hands need to be, my feet? It allows me to break the game down instead of being like, ‘Oh, f—, I’m tired. How do I keep pushing?’”

Salyer is just one example of what can be characterized as the Herb Effect. Herbert has now been with the Chargers for a full offseason, and they are starting to see an impact. Salyer said he has learned the most from Herbert’s approach “mentally and psychologically.”

“Some things just are, and some things just aren’t,” Salyer explained. “Life is that simple sometimes. ... You’re good or you’re not. It was good or it was bad. That’s kind of how coach Herb is.”

The Chargers have a lot of depth on the interior of their offensive line. Three spots on the line are set. Slater will be at left tackle. Joe Alt will be at right tackle. Mekhi Becton will be at right guard. The other two spots are open. Salyer has planted himself in the mix for the starting left guard job.

“The credit all goes to him,” Roman said.

Salyer was challenged, and he accepted.

“I’m proud of where I’m at,” he said. “Now it’s just maintaining it.”