



BOLT UP
los angeles chargers football



GAME RELEASE



vs.



WEEK 8 | SUN. OCT. 27 | 1:05 PM PT

GAME RELEASE

213.719.6600 | Chargers.com | @Chargers

Josh.Rupprecht@Chargers.NFL.com | Jennifer.Rojas@Chargers.NFL.com

Lauren.Georgeson@Chargers.NFL.com | Brock.Anderson@Chargers.NFL.com

Leonie.Strehl@Chargers.NFL.com | Ricky.Martinez@Chargers.NFL.com



CHARGERS RETURN HOME TO FACE SAINTS

The Los Angeles Chargers return to Southern California to play the New Orleans Saints in Week 8. Kickoff from SoFi Stadium on Sun., Oct. 27 is slated for 1:05 p.m. PT. Chris Myers, Mark Sanchez and Kristina Pink have the call on FOX, while Matt "Money" Smith, Daniel Jeremiah and Shannon Farren will broadcast on the Chargers Radio Network airwaves on ALT FM-98.7 as well as on SiriusXM 111 or 233 and on the SiriusXM app. Adrian Garcia-Marquez and Francisco Pinto will present the game in Spanish on Que Buena Los Angeles.

The Chargers face the Saints for the 14th time in history, boasting a 7-6 all-time advantage. Typically high-scoring affairs, Los Angeles has eclipsed 25 points in five of the last six games against New Orleans. The late October matchup is the first home game for the Chargers between the teams since 2016.

Los Angeles sports one of the NFL's top defenses in 2024, leading the NFL in scoring defense by allowing just 13.8 points per game and ranking inside the top-10 in total defense (seventh), rushing defense (ninth) and passing defense (ninth). The unit has 10 takeaways this season, as the Bolts have a plus-six turnover differential to rank tied for third in the NFL. In the Week 7 loss to Arizona, quarterback **Justin Herbert** threw for a season-high 349 yards. Kicker **Cameron Dicker** went five-for-five from the field including two 50-plus yard field goals. He opened scoring in the first quarter with a 59-yard field goal, marking a career long and matching the franchise record set by Michael Badgley in 2018.

New Orleans' offense is led by running back Alvin Kamara, who has 690 yards from scrimmage this season (438 rushing, 252 receiving) along with six rushing scores and a touchdown catch. Quarterback Derek Carr has thrown for 989 yards and eight touchdowns on the season. Cornerback Alontae Taylor is tied for second on the team with 42 tackles and has a team-high 3.5 sacks and seven tackles for loss along with a pair of forced fumbles and six pass breakups.

The Chargers head back on the road in Week 9 to Cleveland to play the Browns. Kickoff from Huntington Bank Field is slated for 10:00 a.m. PT on Sun., Nov. 3.

BY THE NUMBERS

13.8 The Los Angeles defense has allowed just 13.8 points per game this season, the best by any NFL team in 2024.

+6 The Bolts have 10 takeaways this season compared to just four giveaways, a plus-six turnover margin that ranks tied for No. 3 in the NFL. Los Angeles' four giveaways are tied for the third fewest in the league this season.

ON THE CALL

TELEVISION: FOX
Play-by-play: Chris Myers
Analyst: Mark Sanchez
Sideline: Kristina Pink

SPANISH RADIO: QUE BUENA LOS ANGELES (FM-105.5/94.3)
Play-by-play: Adrian Garcia-Marquez
Analyst: Francisco Pinto

CHARGERS RADIO: ALT FM-98.7
Play-by-play: Matt "Money" Smith
Analyst: Daniel Jeremiah
Sideline: Shannon Farren

CHARGERS MOBILE APP: Official team news, full game stats and live press conferences are available on the Chargers mobile app. For more details, visit Chargers.com/app.

2024 CHARGERS SCHEDULE

PRESEASON (1-2)

Wk	Date	Opponent	TV	Result
1	Sat., Aug. 10	SEATTLE	CBS LA	L, 16-3
2	Sat., Aug. 17	L.A. RAMS	CBS LA	L, 13-9
3	Sat., Aug. 24	at Dallas	CBS LA	W, 26-19

REGULAR SEASON (3-3)

Wk	Date	Opponent	TV	Time*/Res.
1	Sun., Sept. 8	LAS VEGAS	CBS	W, 22-10
2	Sun., Sept. 15	at Carolina	CBS	W, 26-3
3	Sun., Sept. 22	at Pittsburgh	CBS	L, 20-10
4	Sun., Sept. 29	KANSAS CITY	CBS	L, 17-10
5	—	BYE	—	—
6	Sun., Oct. 13	at Denver	CBS	W, 23-16
7	Mon., Oct. 21	at Arizona	ESPN+	L, 17-15
8	Sun., Oct. 27	NEW ORLEANS	FOX	1:05 p.m.
9	Sun., Nov. 3	at Cleveland	CBS	10:00 a.m.
10	Sun., Nov. 10	TENNESSEE	FOX	1:05 p.m.
11	Sun., Nov. 17	CINCINNATI	CBS	1:25 p.m.
12	Mon., Nov. 25	BALTIMORE	ESPN	5:15 p.m.
13	Sun., Dec. 1	at Atlanta	CBS	10:00 a.m.
14	Sun., Dec. 8	at Kansas City	NBC	5:20 p.m.
15	Sun., Dec. 15	TAMPA BAY	FOX	1:25 p.m.
16	Sun., Dec. 22	DENVER	FOX	1:05 p.m.
17	TBD	at New England	TBD	TBD
18	TBD	at Las Vegas	TBD	TBD

**All Times Pacific
HOME GAMES IN CAPS*

2024 AFC WEST STANDINGS

Team	W	L	T	Pct.	PF	PA
Kansas City	6	0	0	1.000	146	103
Denver	4	3	0	.571	145	106
L.A. Chargers	3	3	0	.500	106	83
Las Vegas	2	5	0	.286	124	183

RELEASE INDEX

Content	Page	Content	Page
The 2024 Schedule	2	Khalil Mack Notes	21
Saints Series History	3	Joey Bosa Notes	24
The Matchup	5	Cameron Dicker Notes	26
Connections	6	Other Player Notes	28
Assistant Coaches	7	Career Stats vs. Cardinals	29
Team Notes	8	2024 Stats	32
Justin Herbert Notes	10	Game Summaries	34
J.K. Dobbins Notes	18	Rosters & Transactions	37
Derwin James Jr. Notes	19	Media Information	45

BREAKING DOWN THE 2024 SCHEDULE

SERIES BREAKDOWN	2024 RECORD	NOTES
 <p>ALL-TIME: 59-68-2 HOME: 31-33-1 AWAY: 28-35-1 LAST: W, 22-10 – 2024 vs. Raiders</p>	<p>OVERALL: 2-5-0 HOME: 1-2-0 AWAY: 1-3-0 STANDING: 4th AFC West</p>	<p>The Chargers have won 15 of the past 21 home contests against the Raiders and defeated the Raiders in 12 of the last 20 road games. Los Angeles beat the Raiders at SoFi Stadium last season behind Khalil Mack's single-game franchise-record six sacks.</p>
 <p>ALL-TIME: 2-6-0 HOME: 0-4-0 AWAY: 2-2-0 LAST: W, 26-3 – 2024 at Panthers</p>	<p>OVERALL: 1-6-0 HOME: 0-4-0 AWAY: 1-2-0 STANDING: 4th NFC South</p>	<p>Los Angeles heads to Carolina to play the Panthers for just the fourth time in history and first since 2016. In the last matchup, a home game against Carolina in 2020, Justin Herbert made his second career start and threw for 330 yards, becoming the third player in NFL history to top 300 passing yards in each of his first two career starts.</p>
 <p>ALL-TIME: 9-24-0 HOME: 7-9-0 AWAY: 2-15-0 LAST: L, 20-10 – 2024 at Steelers</p>	<p>OVERALL: 5-2-0 HOME: 2-1-0 AWAY: 3-1-0 STANDING: 2nd AFC North</p>	<p>The Bolts have won three of the last five bouts in the series, including the 2021 <i>Sunday Night Football</i> come-from-behind victory at home by four points where Justin Herbert become the first player in NFL history to throw for 350 yards and run for 90 in the same game.</p>
 <p>ALL-TIME: 57-70-1 HOME: 31-32-1 AWAY: 26-38-0 LAST: L, 17-10 – 2024 vs. Chiefs</p>	<p>OVERALL: 6-0-0 HOME: 3-0-0 AWAY: 3-0-0 STANDING: 1st AFC West</p>	<p>The Chargers have an all-time regular-season home record against the Chiefs of 31-31-1, with the last five matchups being decided by one score. The Chargers have won two of the last four road games against the Chiefs, including back-to-back wins in 2020 and 2021.</p>
 <p>ALL-TIME: 56-72-1 HOME: 37-27-0 AWAY: 19-45-1 LAST: W, 23-16 – 2024 at Broncos</p>	<p>OVERALL: 4-3-0 HOME: 1-2-0 AWAY: 3-1-0 STANDING: 2nd AFC West</p>	<p>The Bolts hold a 37-27 regular-season home record against the Broncos. In the 2022 home game on <i>Monday Night Football</i>, Los Angeles beat Denver in overtime, 19-16. 11 of the last 14 matchups in the Mile High City have been decided by one score, including six of them by less than seven points.</p>
 <p>ALL-TIME: 11-5-0 HOME: 7-1-0 AWAY: 4-4-0 LAST: L, 17-15 – 2024 at Cardinals</p>	<p>OVERALL: 3-4-0 HOME: 2-2-0 AWAY: 1-2-0 STANDING: 2nd NFC West</p>	<p>The Chargers hold a 11-4 (.733) all-time advantage against Arizona. Los Angeles has won five of the last six games, including a 25-24 come-from-behind victory in 2022. The Week 7 matchup marks the third-ever Monday night contest between the teams and the first since 2014.</p>
 <p>ALL-TIME: 7-6-0 HOME: 3-3-0 AWAY: 4-3-0 LAST: L, 30-27 (OT) – 2020 at Saints</p>	<p>OVERALL: 2-5-0 HOME: 1-3-0 AWAY: 1-2-0 STANDING: 3rd NFC South</p>	<p>The Chargers face the Saints for the 14th time in history, boasting a 7-6 all-time advantage. Typically high-scoring affairs, Los Angeles has eclipsed 25 points in five of the last six games. The late October matchup is the first home game for the Chargers between the teams since 2016.</p>
 <p>ALL-TIME: 19-9-1 HOME: 9-4-0 AWAY: 10-5-1 LAST: W, 30-28 – 2022 at Browns</p>	<p>OVERALL: 1-6-0 HOME: 0-3-0 AWAY: 1-3-0 STANDING: 4th AFC North</p>	<p>Winners of 14 of the last 18 matchups with Cleveland, the Chargers hold a 19-9-1 advantage in the regular-season series against the Browns. Los Angeles won the last matchup in Cleveland in 2022, 30-28, and is undefeated in all 14 games in the series when scoring 25 points.</p>
 <p>ALL-TIME: 28-16-1 HOME: 19-3-1 AWAY: 9-13-0 LAST: L, 27-24 (OT) – 2023 at Titans</p>	<p>OVERALL: 1-5-0 HOME: 0-3-0 AWAY: 1-2-0 STANDING: 4th AFC South</p>	<p>The Chargers are 28-16-1 (0.636) against the former AFL West rival. Los Angeles has won 11 of the past 14 games overall, eight straight as the home team. In the eight-straight home wins, the Bolts average 30.8 points and 401.3 net yards per game.</p>
 <p>ALL-TIME: 22-14-0 HOME: 11-7-0 AWAY: 11-7-0 LAST: W, 41-22 – 2021 at Bengals</p>	<p>OVERALL: 3-4-0 HOME: 0-3-0 AWAY: 3-1-0 STANDING: 3rd AFC North</p>	<p>The game will be the first home matchup for the Chargers against the Bengals since a 26-21 victory in 2018. The Bolts have won three-straight games against Cincinnati, including a 19-point victory in 2021 that saw Justin Herbert throw for 317 yards and three touchdowns, registering a 118.4 passer rating.</p>
 <p>ALL-TIME: 5-9-0 HOME: 4-5-0 AWAY: 1-4-0 LAST: L, 20-10 – 2023 vs. Ravens</p>	<p>OVERALL: 5-2-0 HOME: 2-1-0 AWAY: 3-1-0 STANDING: 1st AFC North</p>	<p>The Chargers host the Ravens for the second-straight season, this time featuring brothers at the helm — Los Angeles Head Coach Jim Harbaugh and Baltimore Head Coach John Harbaugh. Last year, the Chargers and Ravens were also on primetime, squaring off on <i>Sunday Night Football</i>.</p>
 <p>ALL-TIME: 4-8-0 HOME: 1-6-0 AWAY: 3-2-0 LAST: W, 20-17 – 2022 at Falcons</p>	<p>OVERALL: 4-3-0 HOME: 2-3-0 AWAY: 2-0-0 STANDING: 1st NFC South</p>	<p>The Bolts have won each of the past three matchups against Atlanta by three points, including one in 2022 that saw Cameron Dicker make a game-winning kick as time expired, earning him AFC Special Teams Player of the Week honors. Nine of the 12 games in series history were decided by one score.</p>
 <p>ALL-TIME: 8-4-0 HOME: 3-2-0 AWAY: 5-2-0 LAST: L, 38-31 – 2020 at Buccaneers</p>	<p>OVERALL: 4-3-0 HOME: 2-2-0 AWAY: 2-1-0 STANDING: 2nd NFC South</p>	<p>With a regular-season record of 8-4 (.667) against the Buccaneers, the Bolts host Tampa Bay for the first time since 2016. Four of the past six games between the teams have been decided by one score. In the all-time series, the Chargers are 5-1 when scoring 25-plus points.</p>
 <p>ALL-TIME: 15-24-2 HOME: 6-12-1 AWAY: 10-12-1 LAST: W, 6-0 – 2023 at Patriots</p>	<p>OVERALL: 1-6-0 HOME: 0-3-0 AWAY: 1-3-0 STANDING: 4th AFC East</p>	<p>Los Angeles heads to New England for second-straight season, winning 6-0 last year for the team's first shutout since 2017. The Patriots hold a 24-15-2 advantage in the all-time series, with five of the last seven matchups having been decided by less than 10 points.</p>

CHARGERS-SAINTS SERIES HISTORY

SERIES BREAKDOWN

All-Time Series Record	7-6
Regular Season Series Record	7-6
Chargers All-Time Home Record vs. Saints	3-3
Last Time Home	Oct. 2, 2016 — L, 35-34
Current Streak	L, Four games
Last Meeting	Oct. 10, 2020 at N.O. — L, 30-27
Longest Chargers Win Streak	Three games (Last: 1991-97)
Longest Saints Win Streak	Four games (2008-pres.)
Harbaugh All-Time vs. N.O.*	3-4 (.428)
Most Career GP vs. N.O.	LS Josh Harris (20)

*Including years as a player

TEAM SUPERLATIVES AGAINST SAINTS

Most Points Scored	43 — Nov. 7, 2004 vs. N.O.
Fewest Points Allowed	0 (twice) — Last: Dec. 9, 1979 at N.O.
Average Points Scored	26.9
Average Points Allowed	20.3
Most Points (Combined)69 (twice) — Last: Oct. 2, 2016 vs. N.O.
Fewest Points (Combined)14 — Oct. 9, 1977 at N.O.
Largest Margin of Victory	35 — Dec. 9, 1979 at N.O.
Most Total Net Yards451 — Oct. 26, 2008 (London)
Fewest Total Net Yards Allowed200 — Oct. 9, 1977 at N.O.
Most Net Passing Yards341 — Oct. 26, 2008 (London)
Fewest Net Passing Yards Allowed43 — Oct. 9, 1977 at N.O.
Most Rushing Yards198 — Oct. 16, 1994 at N.O.
Fewest Rushing Yards Allowed53 — Oct. 7, 2012 at N.O.
Most Takeaways	6 — Sept. 7, 1977 at N.O.
Fewest Giveaways	0 — Last: Oct. 12, 2020 at N.O.
Most Team Penalties14 — Oct. 26, 2008 (London)
Fewest Team Penalties1 — Oct. 12, 2020 at N.O.

ALL-TIME GAMES AGAINST SAINTS

Date	Opponent	Result	Venue
Nov. 18, 1973	vs. New Orleans . .	W, 17-14	San Diego Stadium
Oct. 9, 1977	at New Orleans . .	W, 14-0	Louisiana Superdome
Dec. 9, 1979	at New Orleans . .	W, 35-0	Louisiana Superdome
Oct. 9, 1988	vs. New Orleans . .	L, 23-17	Jack Murphy Stadium
Nov. 17, 1991	vs. New Orleans . .	W, 24-21	Jack Murphy Stadium
Oct. 16, 1994	at New Orleans . .	W, 36-22	Louisiana Superdome
Sept. 7, 1997	at New Orleans . .	W, 20-6	Louisiana Superdome
Sept. 10, 2000	vs. New Orleans . .	L, 28-27	Qualcomm Stadium
Nov. 7, 2004	vs. New Orleans . .	W, 43-17	Qualcomm Stadium
Oct. 26, 2008	at New Orleans . .	L, 37-32	Wembley Stadium
Oct. 7, 2012	at New Orleans . .	L, 31-24	Mercedes-Benz Superdome
Oct. 2, 2016	vs. New Orleans . .	L, 35-34	Qualcomm Stadium
Oct. 12, 2020	at New Orleans . .	L, 30-27 (OT) . .	Merc.-Benz Superdome

MOST RECENT SINGLE-GAME HIGHS

Category	Date	Opp.	Player	No.
Completions	Oct. 2, 2016	vs. N.O.	P.Rivers	28
Comp. Pct.*	Dec. 9, 1979	at N.O.	D.Fouts	73.9
Passing Yards	Oct. 7, 2012	at N.O.	P.Rivers	354
Passing TDs	Oct. 12, 2020	at N.O.	J.Herbert	4
Passer Rating*	Dec. 9, 1979	at N.O.	D.Fouts	124.0
Rushing Yards	Oct. 16, 1994	at N.O.	N.Means	120
Rushing TDs	Oct. 16, 1994	at N.O.	N.Means	3
Receptions	Oct. 2, 2016	vs. N.O.	D.Inman	7
Receiving Yards	Oct. 2, 2016	vs. N.O.	D.Inman	120
Receiving TDs	Nov. 7, 2004	vs. N.O.	A.Gates	3
Scrim. Yards	Oct. 26, 2008	vs. N.O.^	L.Tomlinson	170
Scrim. TDs	Nov. 7, 2004	vs. N.O.	A.Gates	3
Tackles	Oct. 12, 2020	at N.O.	K.White	15
Sacks	Oct. 16, 1994	at N.O.	C.Mims	2.0
Interceptions	Oct. 12, 2020	at N.O.	N.Adderley	1
FGs Made	Oct. 16, 1994	at N.O.	J.Carney	5
Net Punt Avg.**	Oct. 9, 1988	vs. N.O.	R.Mojsiejenko	45.5

*Min. 20 Pass Attempts

**Min. Three Punts

^Played at Wembley Stadium in London, England

THE MATCHUP

AT THE HELM



JIM HARBAUGH

Chargers Head Coach

Overall Record: 51-25-1 (.669)
 Reg. Season Record: 46-22-1 (.684)
 Postseason Record: 10-7 (.588)
 Record vs. NO: 3-4 (.428)
 Home Record (Reg.): 24-9-1 (.721)

Hometown: Toledo, Oh.
 College: Michigan '87

Harbaugh brings with him a winning culture, posting a 144-52 record as a collegiate head coach and a 49-22-1 record as an NFL head coach. In four years, he led the San Francisco 49ers to three-straight NFC Championship Games, including an appearance in Super Bowl XLVII.

With a keen eye for talent and an ability to develop players, Harbaugh coached nine eventual first-round selections over his nine-season tenure at Michigan (2015-23). Over the course of his four seasons (2011-14) with San Francisco, Harbaugh coached 17 players to a combined 30 Pro Bowl selections – the second-most Pro Bowlers in the NFL in that time. Eight of those players were also recognized as first-team All-Pro selections from *The Associated Press*, including linebackers Patrick Willis (twice) and NaVorro Bowman (three times).

Prior to being a head coach in the NFL, Harbaugh spent four years at the helm at Stanford University (2007-10) and three at the University of San Diego (2004-06). He turned around a Stanford program that went 1-11 in 2006 and led the Cardinal to 29 wins over his four seasons in Palo Alto, Calif., including a 12-win season that culminated in an Orange Bowl victory in 2010. Harbaugh broke into the head coaching ranks at San Diego, leading the Toreros to a 29-6 record in three years.

Harbaugh played quarterback at the University of Michigan, finishing his career as one of the most efficient passers in college football history. He posted a 21-3-1 record as a starter for the Wolverines, earning first-team All-American honors and finishing third in voting for the Heisman Trophy in 1986. Harbaugh paced the nation in 1985 in passing efficiency rating, while his career passing efficiency rating ranked as the best in NCAA history for more than 12 years following his time at Michigan.



DENNIS ALLEN

Saints Head Coach

Overall Record: 29-60 (.326)
 Reg. Season Record: 29-60 (.326)
 Postseason Record: 0-0 (.000)
 Record vs. LAC: 1-5 (.167)
 Road Record (Reg.): 10-34 (.227)

Hometown: Hurst, Texas
 College: Texas A&M ('96)

Now in his 27th year in coaching and 21st in the NFL, Allen has played for, coached with and learned from some of the best coaches in all of football. He was recruited to play at Texas A&M by R.C. Slocum and in the NFL he has honed his skills on the staff of Super Bowl XLIV champion head coach Sean Payton for 12 seasons and also for Super Bowl participants John Fox and Dan Reeves.

Allen was promoted to head coach after spending the past six and a half seasons as the defensive coordinator of the Saints, a time of prosperity when the team has enjoyed five consecutive winning seasons and also captured four straight NFC South division titles from 2017-20. During his tenure as an assistant under Payton in New Orleans (2006-10, 2015-21), Allen has been part of staffs that have qualified for the playoffs seven times, captured the NFC South division title six times, reached the NFC Championship game three times and won the Super Bowl XLIV championship.

A native of Hurst, Texas, Allen earned four letters for Texas A&M as a safety from 1992-95 and started the final 21 games of his career. A highlight was his fourth-quarter interception that clinched an 18-9 victory over Texas in 1993, sending the Aggies to their third-straight Cotton Bowl. He collected Southwest Conference Defensive Player of the Week honors after intercepting two passes in a 36-14 win over Oklahoma in 1994.

Allen was signed as an undrafted free agent by the Buffalo Bills and competed in their training camp in 1996. Allen's late father, Grady, played at Texas A&M and was a linebacker for the Falcons from 1968-72.

2024 REGULAR SEASON TEAM RANKINGS

3-3
3rd (AFC West)

2-5
3rd (NFC South)

OFFENSE (NFL RANK)

17.7 (T-25th) Points Per Game 25.3 (11th)
 300.0 (25th) Net Yds. Per Game 312.9 (21st)
 116.3 (T-18th) Net Rushing Yds. Per Game 116.3 (T-18th)
 183.7 (24th) Net Passing Yds. Per Game 196.6 (21st)
 5.06 (21st) Scrimmage Yds. Per Play 5.14 (19th)
 1/0 Opp. Interceptions/Return Yds. 6/47
 15/86 Sacks Allowed/Yds. 16/83
 9/3 Fumbles/Lost 7/5
 42.53% (7th) Third Down Pct. 43.68% (6th)
 38.46% (30th) Red Zone TD Pct. 69.57% (5th)
 32:12 (4th) Time of Possession Avg. 29:03 (21st)
 4 (T-3rd) Giveaways 11 (T-26th)

DEFENSE (NFL RANK)

13.8 (1st) Points Per Game 25.7 (T-25th)
 295.3 (7th) Net Yds. Per Game 394.9 (32nd)
 111.2 (9th) Net Rushing Yds. Per Game 146.7 (29th)
 184.2 (9th) Net Passing Yds. Per Game 248.1 (28th)
 5.27 (13th) Scrimmage Yds. Per Play 6.12 (32nd)
 6/64 Interceptions/ Return Yds. 10/160
 13/87 Sacks/Yds. 15/92
 5/4 Opp. Fumbles/Lost 8/3
 36.49% (16th) Third Down Pct. 39.76% (21st)
 45.45% (7th) Red Zone TD Pct. 41.67% (3rd)
 10 (T-10th) Takeaways 13 (T-3rd)

+6 (T-3rd) TURNOVER MARGIN +2 (T-10th)

SPECIAL TEAMS (NFL RANK)

47.0 (T-22nd) Punts-Avg. Yds. (Gross) 43.7 (32nd)
 42.0 (21st) Punts-Avg. Yds. (Net) 40.5 (25th)
 11.0 (10th) Punt Returns-Avg. Per. 14.2 (5th)
 9.6 (17th) Punt Returns-Avg. Per Allowed 6.3 (6th)
 21.3 (31st) Kickoff Returns-Avg. Per 26.8 (17th)
 27.7 (20th) Kickoff Returns-Avg. Per Allowed 25.0 (12th)
 15/16 (T-7th) Field Goals Made/Attempted 11/11 (T-16th)

PENALTIES (NFL RANK)

34/262 (5th) Penalties Against/Yds. 41/395 (12th)

THE MATCHUP

WITHIN STRIKING DISTANCE

OLB Joey Bosa

- Needs 1.0 sacks to reach 70.0 for his career and rank No. 2 in team history.
- Needs a strip sack to be the first player to reach 10 since the beginning of the 2021 season.

WR Derius Davis

- Needs 42 punt return yards to reach 456 for his career and move into No. 10 on the franchise's all-time punt return yards list.
- Needs a kickoff return for a touchdown to be the first player to return both a punt and a kickoff for a score in the last four seasons.

TE Will Dissly

- Needs 14 receptions to reach 35 on the year and set a new career high.

RB J.K. Dobbins

- Needs a 100-yard rushing performance to record three on the season, matching his career high 100-yard rushing games in a single season.
- Needs two receptions to reach 19 on the year and set a single-season career high.

OLB Bud Dupree

- With a start on Sunday, would reach 100 career starts.

DL Poona Ford

- Needs an interception to be the second interior defensive lineman with multiple picks in a season over the last 10 years.

QB Justin Herbert

- Needs a 300-yard performance for the 27th of his career to pass Hall of Fame QB Dan Marino and QB Andrew Luck and tie QB Jameis Winston for the third-most by any player through their first five pro seasons.

S Derwin James Jr.

- Needs 3.5 sacks and two interceptions to be the second defensive back since at least 2000 to have 500 tackles, 15.0 sacks and 10 interceptions within their first seven pro seasons.

WR Ladd McConkey

- Needs 11 receptions to set the franchise record for the most catches by any Charger in their first six career games (WR Billy Parks, 29 receptions).

DB Elijah Molden

- Sunday would mark career game played No. 40. With a start, it would mark his 20th career start.

DL Teair Tart

- Needs an interception to be the second interior defensive lineman with multiple picks in a season over the last 10 years.

2024 INDIVIDUAL LEADERS

3-3
3rd (AFC West)

2-5
3rd (NFC South)

PASSING YARDS

Herbert	1,164	Carr	989
Heinicke	24	Rattler	415
		Haener	55

RUSHING YARDS

Dobbins	478	Kamara	438
Edwards	113	Williams	120
Herbert	34	Hill	77

RECEIVING YARDS

McConkey	265	Shaheed	349
Dissly	192	Olave	280
Palmer	171	Kamara	252
Johnston	164	Moreau	150

POINTS SCORED

Dicker	52	Grupe	51
Dobbins	18	Kamara	42
Johnston	18	Shaheed	24

INTERCEPTIONS

Molden	2	Adebo	3
Fulton	1	Mathieu	2
Three tied	1	Five tied	1

SACKS

Mack	2.5	Breesee	4.0
Bosa	2.0	Taylor	3.5
Dupree	2.0	Granderson	3.0

TACKLES (SOLO)

Henley	41 (28)	Adebo	52 (43)
Perryman	39 (28)	Taylor	42 (31)
James Jr.	32 (21)	Davis	42 (22)
Gilman	28 (16)	Mathieu	28 (21)

KICKOFF RETURNS (AVG.)

Davis	4 (21.3)	Shaheed	6 (28.5)
-----------------	----------	-------------------	----------

PUNT RETURNS (AVG.); FC

Davis	5 (11.0); 12	Shaheed	9 (15.9); 2
-----------------	--------------	-------------------	-------------

FIELD GOALS

Dicker	15-16 (93.8%)	Prater	11-11 (100%)
------------------	---------------	------------------	--------------


PUNTS (GROSS/NET AVG.)


Scott	29 (47.0/42.0)	Gillikin	26 (43.7/40.5)
-----------------	----------------	--------------------	----------------

*Player no longer with team.

CHARGERS-SAINTS CONNECTIONS


COLLEGE CONNECTIONS


	LAC	C Bradley Bozeman	2013-17
	LAC	DL Justin Eboigbe	2019-23
	NO	Todd Grantham	2022
	NO	RB Alvin Kamara	2013
NO	CB Kool-Aid McKinstry	2021-23	

	LAC	OL Jordan McFadden	2018-23
	NO	DT Bryan Breese	2020-22


	LAC	WR DJ Chark Jr.	2014-18
	LAC	CB Kristian Fulton	2016-19
	NO	TE Foster Moreau	2015-18


	LAC	Mike Elston	2010-21
	LAC	Chris O'Leary	2018-23
	LAC	S Alohi Gilman	2017-19
	LAC	CB Cam Hart	2019-23
	LAC	T Joe Alt	2021-23
	NO	DL Isaiah Foskey	2019-22
NO	K Blake Grupe	2022	


	LAC	OLB Joey Bosa	2013-15
	LAC	RB J.K. Dobbins	2017-19
	NO	CB Marshon Lattimore	2014-16
	NO	DE Chase Young	2017-19
	NO	LB Pete Werner	2017-20
	NO	WR Chris Olave	2017-19

	LAC	TE Stone Smartt	2019-22
	NO	OL Nick Saldiveri	2018-22

	LAC	QB Justin Herbert	2016-19
	LAC	LB Troy Dye	2016-19
	NO	TE Juwan Johnson	2019

	LAC	DL Poona Ford	2014-17
	LAC	K Cameron Dicker	2018-21
	NO	Jordan Traylor	2016-17
	NO	LB Jaylan Ford	2020-23

	LAC	Robert Muschamp	2019-20
	LAC	WR Joshua Palmer	2017-20
	NO	CB Alontae Taylor	2018-21
	NO	WR Bub Means	2019

	LAC	WR Derius Davis	2018-22
	LAC	WR Quentin Johnston	2020-22
	NO	RB Kendre Miller	2020-22

	LAC	TE Will Dissly	2014-17
	LAC	DB Elijah Molden	2017-20
	NO	QB Jake Haener	2017-18

	LAC	Jesse Minter	2021
	NO	LB Anfernee Orji	2019-22

Underlined indicates coaching or administrative roles.

NOTEWORTHY BONDS

Chargers Senior Offensive Assistant Marc Trestman spent the 2007 season in New Orleans with Saints Head Coach Dennis Allen (2006-10, 2015-Present), who was the Assistant Defensive Line Coach at the time. Allen and Chargers Offensive Assistant and QBs Coach Jonathan Goodwin (2006-10, 2014) were members of the 2009 Saints team that won Super Bowl XLIV, with Goodwin playing center and Allen serving as the Secondary Coach.

New Orleans TEs Coach Clancy Barone (2007-08) and RBs Coach Derrick Foster (2021-23) both spent time with the Chargers earlier in their coaching careers. In his time with the Chargers, Barone overlapped with Chargers Assistant Offensive Line Coach Nick Hardwick (2004-14), who was a player at the time.

Los Angeles OLB Khalil Mack, Saints QB Derek Carr and Head Coach Dennis Allen were all members of the Oakland Raiders in 2014.

Chargers OLB Joey Bosa (2013-15) and Saints CB Marshon Lattimore (2014-16) spent two seasons together at Ohio State and won the 2015 College Football Playoff National Championship.

Chargers WR Derius Davis, WR Quentin Johnston and Saints RB Kendre Miller were members of the 2022 TCU team that made it to the 2023 College Football Playoff National Championship Game.


Los Angeles Offensive Assistant Phil Serchia (2007-08) and New Orleans Offensive Coordinator Klint Kubiak (2005-09) shared the field during their playing careers at Colorado State.


PRO CONNECTIONS


WR Simi Fehoko (2021-22)		WR Cedrick Wilson Jr. (2019-21)
--------------------------	---	---------------------------------

WR D.J. Chark Jr. (2022)		RB Jamaal Williams (2021-22)
--------------------------	---	------------------------------

P JK Scott (2018-20)		OL Lucas Patrick (2017-21) RB Jamaal Williams (2017-20)
----------------------	---	--

Offensive Coordinator Greg Roman (2002-05)		DL Coach Todd Grantham (2002-04) Asst. WRs Coach Denarius McGhee (2020-23) S Tyrann Mathieu (2018)
OL Coach Mike Devlin (2015-20)		
RGC/TEs Coach Andy Bischoff (2021)		
QBs Coach Shane Day (2023)		
DL Teair Tart (2023)		
LB Denzel Perryman (2023)		

WRs Coach Sanjay Lal (2007-11)		Head Coach Dennis Allen (2012-14) Defensive Coordinator Joe Woods (2014) Def. Asst. Matt Giordano (2011-12) Secondary Coach Marcus Robertson (2014-16) QB Derek Carr (2014-22) TE Foster Moreau (2019-22)
LBs Coach NaVorro Bowman (2017)		
LB Denzel Perryman (2021-22)		
OLB Khalil Mack (2014-17)		

ST Coordinator Ryan Ficken (2006-21)		Offensive Coordinator Klint Kubiak (2013-14, 2019-21) Defensive Coordinator Joe Woods (2006-13) QBs Coach Andrew Janocko (2015-21) TEs Coach Clancy Barone (2017-18) Senior Offensive Asst. Rick Dennison (2019-21) OL Oli Udoh (2019-23)
QB Taylor Heinicke (2015-17)		
LB Troy Dye (2020-23)		

QB Taylor Heinicke (2020-22)		DE Chase Young (2020-23) DT John Ridgeway (2022-23)
RB Jaret Patterson (2021-22)		

Italicized indicates coaches who were players at the time.

ASSISTANT COACHES



RYAN FICKEN

SPECIAL TEAMS COORDINATOR

18TH NFL SEASON | 3RD SEASON WITH CHARGERS



GREG ROMAN

OFFENSIVE COORDINATOR

26TH NFL SEASON | 1ST SEASON WITH CHARGERS



NAVORRO BOWMAN

LINEBACKERS

9TH NFL SEASON | 1ST SEASON WITH CHARGERS



JEFF CARPENTER

OFFENSIVE QUALITY CONTROL/WIDE RECEIVERS

1ST NFL SEASON | 1ST SEASON WITH CHARGERS



SHANE DAY

QUARTERBACKS

16TH NFL SEASON | 3RD SEASON WITH CHARGERS



MIKE ELSTON

DEFENSIVE LINE

1ST NFL SEASON | 1ST SEASON WITH CHARGERS



CHRIS GOULD

ASSISTANT SPECIAL TEAMS

10TH NFL SEASON | 3RD SEASON WITH CHARGERS



MIKE HIESTAND

DEFENSIVE ASSISTANT

6TH NFL SEASON | 3RD SEASON WITH CHARGERS



KIEL McDONALD

RUNNING BACKS

1ST NFL SEASON | 1ST SEASON WITH CHARGERS



ROBERT MUSCHAMP

DEFENSIVE QUALITY CONTROL

2ND NFL SEASON | 2ND SEASON WITH CHARGERS



DYLAN RONEY

DEFENSIVE ASSISTANT

1ST NFL SEASON | 1ST SEASON WITH CHARGERS



MARC TRESTMAN

SENIOR OFFENSIVE ASSISTANT

25TH NFL SEASON | 1ST SEASON WITH CHARGERS



JESSE MINTER

DEFENSIVE COORDINATOR

5TH NFL SEASON | 1ST SEASON WITH CHARGERS



ANDY BISCHOFF

RUN GAME COORDINATOR/TIGHT ENDS

12TH NFL SEASON | 1ST SEASON WITH CHARGERS



MARCUS BRADY

PASSING GAME COORDINATOR

7TH NFL SEASON | 1ST SEASON WITH CHARGERS



STEVE CLINKSCALE

DEFENSIVE BACKS

1ST NFL SEASON | 1ST SEASON WITH CHARGERS



MIKE DEVLIN

OFFENSIVE LINE

29TH NFL SEASON | 1ST SEASON WITH CHARGERS



JONATHAN GOODWIN

OFFENSIVE ASSISTANT/QUARTERBACKS

14TH NFL SEASON | 1ST SEASON WITH CHARGERS



NICK HARDWICK

ASSISTANT OFFENSIVE LINE

12TH NFL SEASON | 12TH SEASON WITH CHARGERS



SANJAY LAL

WIDE RECEIVERS

18TH NFL SEASON | 1ST SEASON WITH CHARGERS



RICK MINTER

SENIOR DEFENSIVE ANALYST

4TH NFL SEASON | 1ST SEASON WITH CHARGERS



CHRIS O'LEARY

SAFETIES

1ST NFL SEASON | 1ST SEASON WITH CHARGERS



PHIL SERCHIA

OFFENSIVE ASSISTANT

2ND NFL SEASON | 2ND SEASON WITH CHARGERS



WILL TUKUAFU

ASSISTANT DEFENSIVE LINE

4TH NFL SEASON | 1ST SEASON WITH CHARGERS

TEAM NOTES

WELCOME TO L.A.



24 players on Los Angeles' active roster are new this season.

HOW NEW CHARGERS WERE ACQUIRED

How Acquired	New Players
Draft Selections	8
Undrafted Free Agents/IPP	0
Veteran Free Agents	12
Practice Squad Signings	0
Trades	2
Waiver Claims	1
Totals	24

NEW CHARGERS ON THE ACTIVE ROSTER

Pos.	Player	Exp.	How Acq.
T	Joe Alt	R	Draft Selection (1-5)
CB	Dicaprio Bootle	2	Free Agent
C	Bradley Bozeman	7	Free Agent
LB	Junior Colson	R	Draft Selection (3-69)
TE	Will Dissly	7	Free Agent
RB	J.K. Dobbins	5	UFA (Baltimore)
OLB	Bud Dupree	10	Free Agent
LB	Troy Dye	5	UFA (Minnesota)
DL	Justin Eboigbe	R	Draft Selection (4-105)
DL	Poona Ford	7	UFA (Buffalo)
CB	Kristian Fulton	5	UFA (Tennessee)
CB	Cam Hart	R	Draft Selection (5-140)
RB	Hassan Haskins	3	Waivers (Tennessee)
QB	Taylor Heinicke	7	Trade (Atlanta)
TE	Hayden Hurst	7	Free Agent
WR	Ladd McConkey	R	Draft Selection (2-34)
DB	Elijah Molden	4	Trade (Tennessee)
LB	Denzel Perryman	10	UFA (Houston)
WR	Brenden Rice	R	Draft Selection (7-225)
CB	Tarheeb Still	R	Draft Selection (5-137)
DL	Teair Tart	5	Free Agent
TE	Eric Tomlinson	8	Free Agent
RB	Kimani Vidal	R	Draft Selection (6-181)
CB	Shaun Wade	4	Free Agent

COACH LOCATIONS

For the 2024 season, 16 members of the Chargers coaching staff will be down on the sideline while nine others will be up in the booth. The location of each coach can be seen below:

CHARGERS COACHES DOWN ON THE SIDELINE (16)

Name	Position
Jim Harbaugh	Head Coach
Ryan Ficken	Special Teams Coordinator
Jesse Minter	Defensive Coordinator
Andy Bischoff	Run Game Coordinator/Tight Ends
NaVorro Bowman	Linebackers
Marcus Brady	Passing Game Coordinator
Steve Clinkscale	Defensive Backs
Shane Day	Quarterbacks
Mike Devlin	Offensive Line
Mike Elston	Defensive Line
Jonathan Goodwin	Offensive Assistant/Quarterbacks
Chris Gould	Assistant Special Teams
Nick Hardwick	Assistant Offensive Line
Sanjay Lal	Wide Receivers
Kiel McDonald	Running Backs
Dylan Roney	Defensive Assistant

CHARGERS COACHES UP IN THE BOOTH (9)

Name	Position
Greg Roman	Offensive Coordinator
Jeff Carpenter	Offensive Quality Control/Wide Receivers
Mike Hiestand	Defensive Assistant
Rick Minter	Senior Defensive Analyst
Robert Muschamp	Defensive Quality Control
Chris O'Leary	Safeties
Phil Serchia	Offensive Assistant
Marc Trestman	Senior Offensive Assistant
Will Tukuafu	Assistant Defensive Line

TEAM NOTES

WINNING THE TAKEAWAY BATTLE

The Chargers have recorded 10 takeaways and four giveaways this season, a plus-six turnover differential that is tied for the third-best in the NFL in 2024.

Los Angeles' offense protects the football as well as any team in the NFL, as the four giveaways by the Bolts are tied for the third fewest in the league.

TURNOVER DIFFERENTIAL, NFL, 2024

Rank	Team	TA	GA	Diff.
1.	Buffalo Bills	12	2	+10
2.	Pittsburgh Steelers	13	4	+9
3.	Los Angeles Chargers	10	4	+6
	Chicago Bears	13	7	+6
	Detroit Lions	11	5	+6
	Green Bay Packers	17	11	+6

GIVEAWAYS LEADERS, NFL, 2024

Rank	Team	Giveaways
1.	Buffalo Bills	2
2.	Washington Commanders	3
3.	Los Angeles Chargers	4
	Pittsburgh Steelers	4
5.	Detroit Lions	5

FORCING THREE-AND-OUTS

The Los Angeles defense has forced the offense into a three-and-out on 19 of the team's 64 defensive drives (29.7 pct.). It's the third highest defensive three-and-out rate in the AFC and ranks No. 3 in the NFL in 2024.

DEFENSIVE THREE-AND-OUT PERCENTAGE, NFL, 2024

Rank	Team	Percentage
1.	Miami Dolphins	31.4
2.	Tennessee Titans	30.8
3.	Seattle Seahawks	29.8
4.	Los Angeles Chargers	29.7
5.	Pittsburgh Steelers	28.4

KEEPING OPPONENTS OFF THE BOARD

The Bolts defense has the best defensive scoring efficiency in the NFL, allowing scores on 25.0 percent of drives this season.

DEFENSIVE SCORING EFFICIENCY, NFL, 2024

Rank	Team	Drives	Scoring Drives	Sc. Eff.
1.	L.A. Chargers	64	16	25.0
2.	Minnesota	71	18	25.4
3.	Pittsburgh	74	19	25.7
4.	Denver	83	22	26.5
5.	Chicago	70	21	30.0

A TOP DEFENSE

The Chargers rank No. 1 in the NFL in scoring defense in 2024, allowing just 13.8 points per game so far this season.

Los Angeles' defense is also among the best in other major categories, ranking seventh in total defense (295.3 total net yards per game), seventh in rushing defense (111.2 rushing yards per game) and ninth in passing defense (184.2 net passing yards per game).

POINTS ALLOWED PER GAME, NFL, 2024

Rank	Team	Points Allowed/Game
1.	Los Angeles Chargers	13.8
2.	Pittsburgh Steelers	14.3
3.	Denver Broncos	15.1
4.	Chicago Bears	16.8
5.	Kansas City Chiefs	17.2

TOTAL NET YARDS ALLOWED PER GAME, NFL, 2024

Rank	Team	Total Net Yards/Game
1.	Tennessee Titans	272.2
2.	Houston Texans	277.0
3.	Denver Broncos	282.4
4.	Miami Dolphins	285.2
5.	Chicago Bears	292.0
6.	New York Jets	292.4
7.	Los Angeles Chargers	295.3
8.	Pittsburgh Steelers	298.3
9.	Philadelphia Eagles	304.3
10.	Kansas City Chiefs	306.2

RUSHING YARDS ALLOWED PER GAME, NFL, 2024

Rank	Team	Rushing Yards/Game
1.	Baltimore Ravens	68.4
2.	Minnesota Vikings	80.0
3.	Pittsburgh Steelers	81.0
4.	Kansas City Chiefs	90.5
5.	Detroit Lions	92.5
6.	Jacksonville Jaguars	102.6
7.	Tennessee Titans	105.5
8.	Houston Texans	109.3
9.	Los Angeles Chargers	111.2
10.	Denver Broncos	111.7

NET PASSING YARDS ALLOWED PER GAME, NFL, 2024

Rank	Team	Net Passing Yards/Game
1.	Miami Dolphins	154.5
2.	New York Jets	164.7
3.	Tennessee Titans	166.7
4.	Houston Texans	167.7
5.	Denver Broncos	170.7
6.	New York Giants	179.4
7.	Chicago Bears	180.0
8.	Las Vegas Raiders	180.1
9.	Los Angeles Chargers	184.2
10.	Philadelphia Eagles	189.2

JUSTIN HERBERT

THE LAW OF AVERAGES

Justin Herbert ranks No. 6 in NFL history averaging 270.4 passing yards per game among players with at least 1,000 attempts. Meanwhile, Herbert's 1.7 career interception percentage ranks No. 3 in NFL history and his 95.7 passer rating ranks 16th all-time (min. 1,000 attempts).

PASSING YARDS PER GAME, MIN. 1,000 ATT., NFL HISTORY

Rank	Team/s	Player	Passing Yards/Game
1.	K.C.	QB Patrick Mahomes	292.3
2.	S.D./N.O.	QB Drew Brees	280.0
3.	Ind.	QB Andrew Luck	275.2
4.	Det./LAR	QB Matthew Stafford	270.9
5.	Ind./Den.	QB Peyton Manning	270.5
6.	LAC	QB Justin Herbert	270.4
7.	Cin.	QB Joe Burrow	268.5
8.	Atl./Ind.	QB Matt Ryan	268.3

HERBERT AS A PRO

Since entering the NFL, Justin Herbert ranks inside the NFL's top five in completions, passing yards, passing touchdowns and combined touchdowns. His 26 games with 300-plus passing yards rank tied for No. 2 in the NFL since 2020.

PASSING COMPLETIONS, NFL, SINCE 2020

Rank	Team/s	Player	Completions
1.	K.C.	QB Patrick Mahomes	1,789
2.	LAC	QB Justin Herbert	1,720
3.	Buf.	QB Josh Allen	1,668
4.	LAR/Det.	QB Jared Goff	1,619
5.	L.V./N.O.	QB Derek Carr	1,546

PASSING YARDS, NFL, SINCE 2020

Rank	Team/s	Player	Passing Yards
1.	K.C.	QB Patrick Mahomes	20,401
2.	Buf.	QB Josh Allen	19,023
3.	LAC	QB Justin Herbert	18,378
4.	LAR/Det.	QB Jared Goff	17,820
5.	L.V./N.O.	QB Derek Carr	17,296

PASSING TOUCHDOWNS, NFL, SINCE 2020

Rank	Team/s	Player	Passing Touchdowns
1.	Buf.	QB Josh Allen	149
	K.C.	QB Patrick Mahomes	149
3.	Min./Atl.	QB Kirk Cousins	125
4.	G.B./NYJ	QB Aaron Rodgers	121
5.	LAC	QB Justin Herbert	120
6.	Dal.	QB Dak Prescott	113

COMBINED TOUCHDOWNS, NFL, SINCE 2020

Rank	Team/s	Player	Combined Touchdowns
1.	Buf.	QB Josh Allen	188
2.	K.C.	QB Patrick Mahomes	158
3.	LAC	QB Justin Herbert	131
4.	Min./Atl.	QB Kirk Cousins	129
5.	G.B./NYJ	QB Aaron Rodgers	128

BIG-TIME PERFORMER

After he set rookie records in 2020 with eight 300-yard games and six three-touchdown performances, Justin Herbert continues to put up big-time performances.

Herbert has topped 300 passing yards 26 times in his career, tied for the fourth-most in a player's first five pro seasons in NFL history.

MOST GAMES WITH 300-PLUS PASSING YARDS, FIRST FIVE SEASONS, NFL HISTORY

Rank	Team	Player	Games
1.	K.C.	QB Patrick Mahomes	31
2.	StL	QB Kurt Warner*	29
3.	T.B.	QB Jameis Winston	27
4.	Mia.	QB Dan Marino*	26
	Ind.	QB Andrew Luck	26
	LAC	QB Justin Herbert	26
7.	LAR	QB Jared Goff	25

*Pro Football Hall of Famer

Herbert has thrown for at least three touchdowns in 19 games, tied for No. 5 over a player's first five seasons. He has thrown multiple touchdown passes in 37 career games, tied for the ninth-most by a player through their first five professional seasons.

MOST GAMES WITH THREE-PLUS TOUCHDOWN PASSES, FIRST FIVE SEASONS, NFL HISTORY

Rank	Team	Player	Games
1.	Mia.	QB Dan Marino*	33
2.	K.C.	QB Patrick Mahomes	28
3.	StL	QB Kurt Warner*	21
4.	Buf.	QB Josh Allen	20
5.	LAC	QB Justin Herbert	19
	Ind.	QB Peyton Manning*	19
7.	Atl.	QB Matt Ryan	18
	Cin.	QB Joe Burrow	18
	Cin.	QB Andy Dalton	18
	Dal.	QB Dak Prescott	18

MOST GAMES WITH MULTIPLE TOUCHDOWN PASSES, FIRST FIVE SEASONS, NFL HISTORY

Rank	Team	Player	Games
1.	Mia.	QB Dan Marino*	50
	K.C.	QB Patrick Mahomes	46
3.	Buf.	QB Josh Allen	45
	Ind.	QB Andrew Luck	45
5.	Ind.	QB Peyton Manning*	43
6.	Cin.	QB Andy Dalton	40
7.	Atl.	QB Matt Ryan	39
8.	S.F.	QB Jeff Garcia	38
9.	LAC	QB Justin Herbert	37
	Cin.	QB Joe Burrow	37
	Phi.	QB Carson Wentz	37
	Sea.	QB Russell Wilson	37
	T.B.	QB Jameis Winston	37
14.	—	Two Other Players	35

*Pro Football Hall of Famer

JUSTIN HERBERT

COMPLETING RECORDS

After setting the rookie completions record in 2020, **Justin Herbert** has completed 1,720 career passes, the third-most in NFL history through a player's first five seasons.

COMPLETIONS, FIRST FIVE SEASONS, NFL HISTORY

Rank	Team	Player	Completions
1.	Oak.	QB Derek Carr	1,759
2.	Ind.	QB Peyton Manning*	1,749
3.	LAC	QB Justin Herbert	1,720
4.	Atl.	QB Matt Ryan	1,654
5.	Mia.	QB Ryan Tannehill	1,653

**Pro Football Hall of Famer*

Herbert set the all-time records as the fastest player in NFL history to reach 1,000 completions (38th career game) and 1,500 completions (57th career game). The fifth-year passer was recently the fastest to reach 1,700 completions in NFL history (68th career game) and is on pace to break the record for the fewest games to reach 2,000 completions. He also completed the most passes by any player in their first 50 career games in NFL history.

FEWEST GAMES TO 1,700 COMPLETIONS, NFL HISTORY

Rank	Team/s	Player	Games
1.	LAC	QB Justin Herbert	68
2.	K.C.	QB Patrick Mahomes	69
3.	Det.	QB Matthew Stafford	71
4.	Was./Min.	QB Kirk Cousins	74
5.	Ind.	QB Andrew Luck	75
	Phi./Ind.	QB Carson Wentz	75

FEWEST GAMES TO 2,000 COMPLETIONS, NFL HISTORY

Rank	Team/s	Player	Games
1.	K.C.	QB Patrick Mahomes	81
2.	Det.	QB Matthew Stafford	83
3.	Ind.	QB Andrew Luck	86
4.	Dal.	QB Dak Prescott	89
	LAR/Det.	QB Jared Goff	89
	Was./Min.	QB Kirk Cousins	89
—	LAC	QB Justin Herbert	68

Herbert completed the second-most passes ever by any player before turning 26 years old and currently has the fourth-most completions in history by any player before turning 27 years old.

COMPLETIONS BEFORE TURNING 27 YEARS OLD, NFL HISTORY

Rank	Team/s	Player	Completions
1.	N.E.	QB Drew Bledsoe	1,887
2.	Det.	QB Matthew Stafford	1,848
3.	Ind.	QB Peyton Manning*	1,749
4.	LAC	QB Justin Herbert	1,720
5.	LAR/Det.	QB Jared Goff	1,667
6.	Buf.	QB Josh Allen	1,604
	K.C.	QB Patrick Mahomes	1,604

**Pro Football Hall of Famer*

CLOSING OUT WINS

Justin Herbert has been clutch late in games dating back to his rookie season. In his career, Herbert has engineered 14 game-winning drives in the fourth quarter or overtime, tied for the third-most since he entered the NFL in 2020.

JUSTIN HERBERT'S CAREER GAME-WINNING DRIVES

Game	Drive Length	Game-Winning Score
Dec. 13, 2020 vs. Atl.	6 plays, 49 yds (0:31)	Badgley 43-yd FG
Dec. 17, 2020 at L.V.	5 plays, 75 yds (1:49)	Herbert 1-yd TD run*
Dec. 27, 2020 vs. Den.	7 plays, 56 yds (2:01)	Badgley 37-yd FG
Sept. 12, 2021 at Was.	3 plays, 3 yds (0:45)	M.Williams 3-yd TD rec.
Sept. 26, 2021 at K.C.	8 plays, 59 yds (1:10)	M.Williams 4-yd TD rec.
Oct. 10, 2021 vs. Cle.	5 plays, 48 yds (0:31)	Ekeler 3-yd TD run
Nov. 7, 2021 at Phi.	15 plays, 64 yds (6:05)	Hopkins 29-yd FG
Nov. 21, 2021 vs. Pit.	3 plays, 75 yds (1:15)	M.Williams 53-yd TD rec.
Oct. 9, 2022 at Cle.	13 plays, 66 yds (6:26)	Bertolet 27-yd FG
Oct. 17, 2022 vs. Den.	4 plays, 7 yds (2:08)	Hopkins 39-yd FG*
Nov. 6, 2022 at Atl.	3 plays, 24 yds (0:34)	Dicker 37-yd FG
Nov. 27, 2022 at Ari.	7 plays, 38 yds (1:33)	Ekeler 1-yd TD rec.
Dec. 18, 2022 vs. Ten.	6 plays, 52 yards (0:44)	Dicker 43-yd FG
Sept. 24, 2023 at Min.	7 plays, 75 yards (3:15)	Palmer 30-yd TD rec.

**Game-winning drive was in overtime*

GAME-WINNING DRIVES IN FOURTH QUARTER OR OVERTIME, NFL, SINCE 2020

Rank	Team/s	Player	Game-Winning Drives
1.	Min./Atl.	QB Kirk Cousins	18
2.	L.V./N.O.	QB Derek Carr	15
3.	LAC	QB Justin Herbert	14
	K.C.	QB Patrick Mahomes	14
5.	T.B.	QB Tom Brady	13

Herbert posted a game-winning drive in the fourth quarter or overtime of three-straight games in 2020, becoming just the third rookie to do so since the 1970 NFL-AFL merger. The two others — Ben Roethlisberger (2004) and Vince Young (2006) — also won Offensive Rookie of the Year honors from *The Associated Press*.

ROOKIE QUARTERBACKS WITH THREE CONSECUTIVE GAME-WINNING DRIVES, SINCE 1970

Season	Team	Quarterback	Consecutive Games
2020	LAC	Justin Herbert*	3 (Dec. 13 — Dec. 27)
2006	Ten.	Vince Young*	3 (Nov. 26 — Dec. 10)
2004	Pit.	Ben Roethlisberger*	3 (Dec. 5 — Dec. 18)

**Won AP Offensive Rookie of the Year*

JUSTIN HERBERT



CAPTAIN COMEBACK

Justin Herbert has led the Bolts to 11 career come-from-behind victories in the fourth quarter or overtime.

HERBERT'S FOURTH QUARTER/OVERTIME COMEBACK WINS

Date	Opponent	4Q/OT Deficit	Result
Dec. 17, 2020	at Las Vegas	24-27 (OT)	W, 30-27 (OT)
Sept. 12, 2021	at Washington	13-16	W, 20-16
Sept. 26, 2021	at Kansas City	21-24	W, 30-24
Oct. 10, 2021	vs. Cleveland	35-42	W, 47-42
Nov. 7, 2021	at Philadelphia	16-17	W, 27-24
Nov. 21, 2021	vs. Pittsburgh	34-37	W, 37-34
Oct. 9, 2022	at Cleveland	27-28	W, 30-28
Oct. 17, 2022	vs. Denver	13-16	W, 19-16 (OT)
Nov. 6, 2022	at Atlanta	14-17	W, 20-17
Nov. 27, 2022	at Arizona	17-24	W, 25-24
Sept. 24, 2023	at Minnesota	21-24	W, 28-24

Herbert's 11 career come-from-behind wins in the fourth quarter or overtime are the third-most in NFL since he entered the professional ranks in 2020.

FOURTH QUARTER/OVERTIME COMEBACK WINS, NFL, SINCE 2020

Rank	Team	Player	4Q/OT Comeback Wins
1.	Min./Atl.	QB Kirk Cousins	15
2.	K.C.	QB Patrick Mahomes	12
3.	LAC	QB Justin Herbert	11
4.	Sea./Den./Pit.	QB Russell Wilson	10
	L.V./N.O.	QB Derek Carr	10
	Pit.	QB Ben Roethlisberger	10
	T.B.	QB Tom Brady	10

HERBERT SETS PASSING YARDS RECORD

In 2023, Justin Herbert set the record for passing yards through a player's first four seasons (17,223). His 18,387 career passing yards rank No. 10 in NFL history through the first five seasons of a career. Herbert is also the only player ever to eclipse 4,000 yards in each of his first three years and the only player to top 4,500 yards in two of his first three seasons.

PASSING YARDS, FIRST FIVE SEASONS, NFL HISTORY

Rank	Team	Player	Passing Yards
1.	Ind.	QB Peyton Manning*	20,618
2.	T.B.	QB Jameis Winston	19,737
3.	Mia.	QB Dan Marino*	19,422
4.	Ind.	QB Andrew Luck	19,078
5.	K.C.	QB Patrick Mahomes	18,991
6.	Atl.	QB Matt Ryan	18,957
7.	Oak.	QB Derek Carr	18,739
8.	Mia.	QB Ryan Tannehill	18,455
9.	Buf.	QB Josh Allen	18,397
10.	LAC	QB Justin Herbert	18,387
11.	N.E.	QB Drew Bledsoe	18,348
12.	Car.	QB Cam Newton	18,263
13.	Sea.	QB Russell Wilson	18,193
14.	LAR	QB Jared Goff	18,171
15.	Cin.	QB Andy Dalton	18,008

*Pro Football Hall of Famer

Herbert topped 15,000 passing yards in his 52nd career game, becoming the second-fastest player in history to eclipse that mark. He currently has 18,387 yards and has a chance to be just the fourth player ever to reach 20,000 passing yards before turning 27 years old.

FEWEST GAMES TO 15,000 PASSING YARDS, NFL HISTORY

Rank	Team/s	Player	Games
1.	K.C.	QB Patrick Mahomes	49
2.	LAC	QB Justin Herbert	52
3.	Det.	QB Matthew Stafford	53
4.	Mia.	QB Dan Marino*	56
	StL/NYG	QB Kurt Warner*	56
	Cin.	QB Joe Burrow	56
	Ind.	QB Andrew Luck	56
	StL	QB Marc Bulger	56

YOUNGEST PLAYERS TO REACH 20,000 CAREER PASSING YARDS, NFL HISTORY

Rank	Team/s	Player	Age (Years-Days)
1.	N.E.	QB Drew Bledsoe	26-253
2.	Ind.	QB Peyton Manning*	26-266
3.	Det.	QB Matthew Stafford	26-282
4.	Mia.	QB Dan Marino*	27-3
5.	K.C.	QB Patrick Mahomes	27-15
6.	LAR/Det.	QB Jared Goff	27-17
7.	Buf.	QB Josh Allen	27-154
—	LAC	QB Justin Herbert	26-231*

*Pro Football Hall of Famer

*26 years, 231 days old on Oct. 27, 2024

JUSTIN HERBERT

TOUCHDOWN MACHINE

After setting the all-time rookie record with 31 touchdown passes in 2020, **Justin Herbert** joined Hall of Famer Peyton Manning as the only players ever to throw 25 touchdown passes in each of their first three seasons.

Herbert has now thrown for 120 career passing scores, good for No. 11 in NFL history through the first five seasons of a career. In 2023, he eclipsed 100 career touchdown passes in Week 3, making him the fifth-fastest (52 games) and fourth-youngest (25 years, 198 days) to eclipse that mark.

PASSING TOUCHDOWNS, FIRST FIVE SEASONS, NFL HISTORY

Rank	Team	Player	Passing Touchdowns
1.	Mia.	QB Dan Marino*	168
2.	K.C.	QB Patrick Mahomes	151
3.	Ind.	QB Peyton Manning*	138
	Buf.	QB Josh Allen	138
5.	Ind.	QB Andrew Luck	132
6.	Atl.	QB Matt Ryan	127
	Sea.	QB Russell Wilson	127
8.	Cin.	QB Andy Dalton	124
9.	Oak.	QB Derek Carr	122
10.	T.B.	QB Jameis Winston	121
11.	LAC	QB Justin Herbert	120
12.	Car.	QB Cam Newton	117

FEWEST GAMES TO 100 PASSING TOUCHDOWNS, NFL HISTORY

Rank	Team	Player	Games
1.	K.C.	QB Patrick Mahomes	40
2.	Mia.	QB Dan Marino*	44
3.	StL	QB Kurt Warner*	50
4.	Bal.	QB Johnny Unitas*	51
5.	LAC	QB Justin Herbert	52
6.	Hou.	QB Deshaun Watson	53

YOUNGEST PLAYERS TO REACH 100 CAREER PASSING TOUCHDOWNS, NFL HISTORY

Rank	Team	Player	Age (Years-Days)
1.	Mia.	QB Dan Marino*	24-357
2.	K.C.	QB Patrick Mahomes	25-52
3.	Hou.	QB Deshaun Watson	25-104
4.	LAC	QB Justin Herbert	25-198
5.	Buf.	QB Josh Allen	25-219
6.	Ind.	QB Peyton Manning*	25-232

*Pro Football Hall of Famer

Herbert threw 31 touchdowns in 2020, eclipsing 30 in the season finale. At 22 years, 299 days of age that day, he became the youngest player in history to register 30 touchdown passes in a single season, besting a mark set by Ravens QB Lamar Jackson.

YOUNGEST PLAYERS TO THROW 30 TOUCHDOWN PASSES, SINGLE SEASON, NFL HISTORY

Rank	Season	Team	Player	Age (Years-Days)
1.	2020	LAC	QB Justin Herbert	22-299
2.	2019	Bal.	QB Lamar Jackson	22-339



ELITE ON THIRD DOWN

Justin Herbert has completed 33-of-49 passes (67.3 pct.) for 349 yards and three touchdowns (114.9 rating) on third down this season. He is tied for No. 6 in the AFC with three passing touchdowns on third down in 2024, while his 108.3 passer rating ranks No. 3 among AFC passers with 35 third-down passing attempts.

PASSING TOUCHDOWNS, THIRD DOWN, AFC, 2024

Rank	Team	Player	Passing Touchdowns
1.	Cin.	QB Joe Burrow	6
	Buf.	QB Josh Allen	5
3.	Ind.	QB Joe Flacco	4
	Jax.	QB Trevor Lawrence	4
	NYJ	QB Aaron Rodgers	4
6.	LAC	QB Justin Herbert	3
	Bal.	QB Lamar Jackson	3
	N.E.	QB Drake Maye	3
9.	Pit.	QB Justin Fields	2
	K.C.	QB Patrick Mahomes	2
	Den.	QB Bo Nix	2
	Hou.	QB C.J. Stroud	2

PASSER RATING, THIRD DOWN, MIN. 35 ATT., AFC, 2024

Rank	Team	Player	Passer Rating
1.	Cin.	QB Joe Burrow	121.6
2.	Bal.	QB Lamar Jackson	109.0
3.	LAC	QB Justin Herbert	108.3
4.	Buf.	QB Josh Allen	100.7
5.	Pit.	QB Justin Fields	94.2

JUSTIN HERBERT



DUAL-THREAT QUARTERBACK

Justin Herbert set the record for combined touchdowns as a rookie (36) and through a player's first two seasons (77). His 102 combined touchdowns were also the most in history through the first three seasons of a career.

Herbert was the fifth player in NFL history to pass for at least 100 touchdowns and run for at least 10 scores within the first four seasons of a career and is the only player ever to have 110 passing touchdowns and 10 rushing scores in his first four seasons.

He now has 131 career combined touchdowns, tying for the 11th-most in NFL history through the first five seasons of a career.

COMBINED TOUCHDOWNS, FIRST FIVE SEASONS, NFL HISTORY

Rank	Team	Player	Combined Touchdowns
1.	Buf.	QB Josh Allen	176
2.	Mia.	QB Dan Marino*	171
3.	Car.	QB Cam Newton	160
4.	K.C.	QB Patrick Mahomes	159
5.	Ind.	QB Peyton Manning*	147
6.	Ind.	QB Andrew Luck	146
7.	Sea.	QB Russell Wilson	140
8.	Cin.	QB Andy Dalton	138
9.	S.F.	QB Jeff Garcia	134
10.	Atl.	QB Matt Ryan	132
11.	LAC	QB Justin Herbert	131
	T.B.	QB Jameis Winston	131
13.	Dal.	QB Dak Prescott	130

*Pro Football Hall of Famer

HERBERT SETS ANOTHER TEAM RECORD

Justin Herbert set a team record for the most pass attempts without an interception, throwing 233 passes from Dec. 26, 2022-Oct. 1, 2023.

CONSECUTIVE PASS ATTEMPTS WITHOUT AN INTERCEPTION, CHARGERS HISTORY

Rank	Quarterback	Dates	Consec. Attempts
1.	Justin Herbert	Dec. 26, 2022-Oct. 1, 2023	233
2.	Drew Brees	Oct. 17, 2004-Dec. 5, 2004	194
3.	Philip Rivers	Nov. 27, 2011-Dec. 24, 2011	170
4.	Dan Fouts	Sept. 27, 1981-Oct. 25, 1981	168

THREADING THE NEEDLE ON THIRD DOWN

In his 67 career starts, **Justin Herbert** has been the one of the best passers in the NFL at moving the chains on third down. He has completed 418 passes on 675 attempts (61.9 pct.) for 4,993 yards and 45 touchdowns with 18 interceptions (95.6 passer rating). Herbert's 418 completions lead the NFL, while his 4,993 passing yards rank second on third down since 2020.

Herbert tied for the league lead with 14 touchdown passes on third down in 2020, good for the most by a rookie in the last 40 seasons. He has added 31 since then, giving him 45 third-down passing scores since entering the professional ranks, which is tied for No. 2 over that span.

Herbert's 95.6 passer rating on third down ranks fourth in the NFL over the last five years among players with at least 300 passing attempts on third down.

THIRD DOWN COMPLETIONS, NFL, SINCE 2020

Rank	Team/s	Player	Completions
1.	LAC	QB Justin Herbert	418
2.	LAR/Det.	QB Jared Goff	389
3.	K.C.	QB Patrick Mahomes	384
4.	Min./Atl.	QB Kirk Cousins	376
5.	L.V./N.O.	QB Derek Carr	365

THIRD DOWN PASSING YARDS, NFL, SINCE 2020

Rank	Team	Player	Passing Yards
1.	K.C.	QB Patrick Mahomes	5,259
2.	LAC	QB Justin Herbert	4,993
3.	L.V./N.O.	QB Derek Carr	4,794
4.	Min./Atl.	QB Kirk Cousins	4,512
5.	LAR/Det.	QB Jared Goff	4,462

THIRD DOWN PASSING TOUCHDOWNS, NFL, SINCE 2020

Rank	Team/s	Player	Passing Touchdowns
1.	K.C.	QB Patrick Mahomes	54
2.	LAC	QB Justin Herbert	45
	Min./Atl.	QB Kirk Cousins	45
4.	Buf.	QB Josh Allen	43
5.	T.B.	QB Tom Brady	39

Herbert ranks No. 1 in the NFL with 298 passing first downs on third down over the past five seasons. He threw for 12 third-down conversions in 2021's Week 1 win at Washington, the most passing first downs in a single game on third down since Andrew Luck did so in 2012. Herbert sported a league-leading 79 passing first downs on third down in 2021.

THIRD DOWN PASSING FIRST DOWNS, NFL, SINCE 2020

Rank	Team/s	Player	Passing First Downs
1.	LAC	QB Justin Herbert	298
2.	K.C.	QB Patrick Mahomes	297
3.	Buf.	QB Josh Allen	261
4.	LAR/Det.	QB Jared Goff	254
5.	L.V./N.O.	QB Derek Carr	250

JUSTIN HERBERT

FEELING IT ON FOURTH DOWN

Since entering the NFL in 2020, **Justin Herbert** has been one of the league's top passers on fourth down. He threw a pair of fourth-down touchdowns in Week 10 of the 2023 season, giving him 10 passing scores on fourth down since coming into the NFL in 2020, ranking No. 2 in the league over that span.

FOURTH DOWN PASSING TOUCHDOWNS, NFL, SINCE 2020

Rank	Team/s	Player	Passing Touchdowns
1.	Buf.	QB Josh Allen	11
2.	LAC	QB Justin Herbert	10
	Min./Atl.	QB Kirk Cousins	10
4.	Ari.	QB Kyler Murray	7
	LAR/Det.	QB Jared Goff	7
	Phi.	QB Jalen Hurts	7
7.	—	Five Other Players	6

Herbert also leads the NFL over that span in completions (37), passing yards (492) and passing first downs (33). He has the No. 3 fourth-down passer rating (114.2) since 2020 among players with at least 30 passing attempts on fourth down.

FOURTH DOWN COMPLETIONS, NFL, SINCE 2020

Rank	Team/s	Player	Completions
1.	LAC	QB Justin Herbert	37
2.	LAR/Det.	QB Jared Goff	34
	Min./Atl.	QB Kirk Cousins	34
4.	Jax.	QB Trevor Lawrence	30
5.	Ari.	QB Kyler Murray	29

FOURTH DOWN PASSING YARDS, NFL, SINCE 2020

Rank	Team	Player	Passing Yards
1.	LAC	QB Justin Herbert	492
2.	Min./Atl.	QB Kirk Cousins	401
3.	LAR/Det.	QB Jared Goff	364
4.	Ari.	QB Kyler Murray	347
5.	Phi.	QB Jalen Hurts	343

FOURTH DOWN PASSING FIRST DOWNS, NFL, SINCE 2020

Rank	Team/s	Player	Passing First Downs
1.	LAC	QB Justin Herbert	33
	Min./Atl.	QB Kirk Cousins	33
3.	LAR/Det.	QB Jared Goff	31
4.	Ari.	QB Kyler Murray	27
	Jax.	QB Trevor Lawrence	27

FOURTH DOWN PASSER RATING, MIN. 30 ATT., NFL, SINCE 2020

Rank	Team/s	Player	Passer Rating
1.	Phi.	QB Jalen Hurts	125.3
2.	Cin.	QB Joe Burrow	124.0
3.	LAC	QB Justin Herbert	114.2
4.	Atl./Ind.	QB Matt Ryan	112.1
5.	L.V./N.O.	QB Derek Carr	111.8

LEGGING IT OUT

In the team's *Sunday Night Football* victory over Pittsburgh in Week 11 of the 2021 season, **Justin Herbert** threw for 382 yards and ran for 90 yards, becoming the only player to ever top 350 yards passing and 90 yards rushing in a single game. He was the fifth player ever to run for 90 yards and pass for 300 in the same game.

QUARTERBACKS WITH 300 PASSING YARDS AND 90 RUSHING YARDS, SINGLE GAME, NFL HISTORY

Season (Wk)	Team	Quarterback	Pass Yds	Rush Yds
2022 (2)	Bal.	Lamar Jackson	318	119
2021 (14)	Buf.	Josh Allen	308	109
2021 (11)	LAC	Justin Herbert	382	90
2015 (15)	Car.	Cam Newton	340	100
2014 (7)	Sea.	Russell Wilson	313	106
2011 (5)	Phi.	Mike Vick	315	90
1989 (15)	Phi.	Randall Cunningham	306	92

TARGET ACQUIRED

Justin Herbert has thrown touchdowns to 20 players, including 15 with multiple scores. He's most frequently thrown touchdowns to WR Keenan Allen, who caught 24 scores from Herbert. The first passing score of his career went to WR Jalen Guyton, who also caught the first touchdown of his career on the play.

HERBERT'S CAREER TOUCHDOWN PASSES BY RECEIVER

Receiver	Touchdown Passes
WR Keenan Allen	24
WR Mike Williams	18
RB Austin Ekeler	16
TE Donald Parham Jr.	11
WR Joshua Palmer	8
TE Gerald Everett	7
WR Jalen Guyton	7
TE Jared Cook	4
TE Hunter Henry	4
WR Quentin Johnston	4
WR DeAndre Carter	3
WR Tyron Johnson	3
FB Zander Horvath	2
WR Ladd McConkey	2
FB Gabe Nabers	2
TE Stephen Anderson	1
WR Simi Fehoko	1
TE Virgil Green	1
TE Stone Smartt	1
RB Kimani Vidal	1
Total (20 Receivers)	120

JUSTIN HERBERT IN PRIMETIME

A PRIME-TIME PRODIGY

Since entering the NFL, **Justin Herbert** has made 17 starts in primetime, leading the Bolts to wins on each of the regularly-slated prime-time games — *Thursday Night Football*, *Sunday Night Football* and *Monday Night Football*.

He has been one of the best quarterbacks under the lights since entering the NFL in 2020, with his 93.9 passer rating in prime-time games ranking No. 7 in the NFL over the that span among players with at least 500 prime-time passing attempts.

Herbert has thrown 30 touchdown passes in his 17 prime-time starts, ranking No. 5 in the NFL in primetime since he entered the league in 2020.

PRIME-TIME PASSER RATING, MIN. 500 ATT., SINCE 2020

Rank	Team/s	Player	Passer Rating
1.	G.B./NYJ	QB Aaron Rodgers	112.9
2.	Buf.	QB Josh Allen	103.7
3.	Dal.	QB Dak Prescott	100.9
4.	Bal.	QB Lamar Jackson	97.7
5.	K.C.	QB Patrick Mahomes	96.1
6.	Sea./Den./Pit.	QB Russell Wilson	95.0
7.	LAC	QB Justin Herbert	93.9

THURSDAY NIGHT FOOTBALL

As a rookie in 2020, **Justin Herbert** recorded his first career comeback win in the fourth quarter or overtime in Week 15 at Las Vegas, leading the Bolts to a 30-27 overtime victory. He finished the game with 314 passing yards and two touchdowns on 22-of-32 passing (68.8 pct.) for a 121.1 passer rating. Herbert added a rushing touchdown in overtime to secure the victory.

At 22 years, 282 days old, Herbert became the second-youngest player to mount a come-from-behind win in the fourth quarter or overtime of a Thursday night game in NFL history.

YOUNGEST QUARTERBACKS TO LEAD A COME-FROM-BEHIND WIN IN FOURTH QUARTER OR OVERTIME, THURSDAY NIGHT GAMES, NFL HISTORY

Rk.	Team	Game	Player	Age (Yrs-Days)
1.	S.F.	Dec. 14, 2006 at Sea.	QB Alex Smith	22-221
2.	LAC	Dec. 17, 2020 at L.V.	QB Justin Herbert	22-282
3.	Dal.	Dec. 1, 2016 at Min.	QB Dak Prescott	23-125

MONDAY NIGHT FOOTBALL

In seven appearances on *Monday Night Football*, **Justin Herbert** has thrown for 1,671 yards and nine scores with three interceptions on 171-of-266 passing (64.3 pct.) for a 88.4 passer rating.

In 2020, Herbert tossed four touchdown passes on *Monday Night Football*, setting the program's single-game rookie passing touchdown record. He added three touchdowns in the lone Monday night contest in 2021, making him one of four players with seven or more touchdown passes in their first two starts on *MNF* since the program began in 1970.

SUNDAY NIGHT FOOTBALL

Justin Herbert has appeared in seven career games on *Sunday Night Football*, totaling 2,123 passing yards and 14 touchdowns with five interceptions on 207-of-305 passing (67.9 pct.) for a 96.1 passer rating. In four of those games, Herbert has registered a completion percentage of at least 65.0 and attempted at least 40 passes, tied for the third-most performances since the program's inception in 2006.

In the team's Week 14 win on *SNF* in 2022, Herbert completed 39 passes on 51 attempts (76.5 pct.) for 367 yards and a touchdown with zero interceptions (102.3 rating). His 76.5 completion percentage was the best ever in a Sunday night contest by a quarterback to throw zero interceptions and 45-plus attempts.

HIGHEST COMPLETION PCT., SUNDAY NIGHT GAME, MIN. 45 ATT., AND ZERO INTERCEPTIONS, NFL HISTORY

Rk.	Team	Game	Player	Comp. Pct.
1.	LAC	Dec. 11, 2022 vs. Mia.	QB Justin Herbert	76.5
2.	T.B.	Oct. 2, 2022 vs. K.C.	QB Tom Brady	75.0
3.	N.E.	Oct. 27, 1996 vs. Buf.	QB Drew Bledsoe	71.1
4.	K.C.	Nov. 14, 2021 at L.V.	QB Patrick Mahomes	70.0

Herbert completed his first 15 passes of the team's 2023 Week 8 win over Chicago on *SNF*, finishing with 298 yards and three touchdowns with zero interceptions on 31-of-40 passing (77.5 pct.) to register a 122.7 passer rating. Herbert's completion percentage was the fourth-highest in a Sunday night contest in NFL history among players with at least 40 passing attempts and zero interceptions.

HIGHEST COMPLETION PCT., SUNDAY NIGHT GAME, MIN. 40 ATT., AND ZERO INTERCEPTIONS, NFL HISTORY

Rk.	Team	Game	Player	Comp. Pct.
1.	N.O.	Nov. 10, 2013 vs. Dal.	QB Drew Brees	82.9
2.	Mia.	Nov. 5, 2017 vs. Oak.	QB Jay Cutler	81.0
3.	N.O.	Oct. 4, 2015 vs. Dal.	QB Drew Brees	80.5
4.	LAC	Oct. 29, 2023 vs. Chi.	QB Justin Herbert	77.5
5.	LAC	Dec. 11, 2022 vs. Mia.	QB Justin Herbert	76.5

Herbert made his first career appearance on *SNF* in Week 11 of 2021 against Pittsburgh, throwing for 382 yards and three touchdowns with an interception on 31-of-40 passing (73.2 pct.) for a 116.1 passer rating. He added 90 rushing yards to become the first player ever to have at least 350 yards passing and 90 yards rushing in a single game.

His 116.1 passer rating was the best in a quarterback's first career start on *SNF* with at least 40 passing attempts since the program began in 2006. It was also the best passer rating by a quarterback ever in their first career start in Sunday night game (min. 40 att.).

PASSER RATING, FIRST CAREER START IN A SUNDAY NIGHT GAME, MINIMUM 40 ATTEMPTS, NFL HISTORY

Rk.	Team	Game	Player	Passer Rtg.
1.	LAC	Nov. 21, 2021 vs. Pit.	QB Justin Herbert	116.1
2.	Ari.	Oct. 2, 2005 vs. S.F.	QB Josh McCown	109.4
3.	StL	Nov. 18, 2001 at N.E.	QB Kurt Warner	105.4

JUSTIN HERBERT

A ROOKIE CAMPAIGN FOR THE AGES

AWARDS

- *The Associated Press* Offensive Rookie of the Year
- *Professional Football Writers of America* Rookie of the Year
- PFWA Offensive Rookie of the Year
- PFWA All-Rookie Selection
- NFL Offensive Rookie of the Month (October)
- NFL Offensive Rookie of the Month (November)
- FedEx NFL Air Player of the Week — Week 11 vs. NYJ (fan vote)
- Voted by fans as the Pepsi Zero Sugar Rookie of the Year
- Nine-time Pepsi Zero Sugar Rookie of the Week (voted by fans)

RECORDS AT THE TIME

- Most passing touchdowns by a rookie quarterback ever (31).
- Most combined touchdowns by a rookie in NFL history (36).
- Most consecutive games by a rookie quarterback with multiple passing touchdowns in NFL history (seven).
- Most performances by a rookie quarterback with 300-plus passing yards in NFL history (eight).
- Most performances by a rookie quarterback with three-plus touchdowns in NFL history (six).
- Most games by a rookie quarterback with multiple touchdown passes in NFL history (10).
- Most completions ever by a rookie quarterback (396).
- Youngest player ever to throw 30 touchdowns in a single season, doing so at 22 years, 299 days old.
- Tied for the longest streak of game-winning drives (three games) in the fourth quarter or overtime by a rookie quarterback in the Super Bowl era (since 1966).
- Recorded the first win in pro football history by a rookie quarterback while posting 300 passing yards, three touchdown passes, a rushing score and no interceptions.
- Most passing touchdowns by a rookie quarterback in a game (four) and a half (three) in *Monday Night Football* history.
- Tied for the longest streak of games with three-plus touchdown passes by a rookie quarterback in NFL history (four).
- Tied for the most 300-yard passing performances in a player's first two career games (two).
- Became the first player since at least 1970 to register over 1,500 passing yards and a 100-plus passer rating through the first five games of a career.
- Set marks for the most passing attempts, completions, passing yards and touchdown passes by a rookie quarterback in Chargers history.
- Recorded the most single-game rushing yards by a quarterback in team annals (66 in Week 7 vs. Jax.).

ACCOMPLISHMENTS AND OTHER NOTES AT THE TIME

- Ranked second among rookie quarterbacks in NFL history with 4,336 passing yards on the season.
- Joined Patrick Mahomes as the only players in history to eclipse 4,000 passing yards in the first 14 starts of a career.
- Became the second player in NFL history to top 250 passing yards in each of the first seven games of a career (Mahomes).
- Threw a touchdown pass in each of his first 10 games played, the second-longest streak to open an career in NFL history.
- Threw for 277 yards in the first half of Week 11, the most by any rookie quarterback in a first half over the last 40 seasons.
- Became the third quarterback in NFL history to have 300 passing yards and a rushing score in a debut.
- Threw for the fourth-most passing yards in a debut since 1970.
- Became the first quarterback to throw a touchdown and run for a score in the first half of a debut since 1954.

OFFENSIVE ROOKIE OF THE YEAR

Justin Herbert earned widespread recognition as the Offensive Rookie of the Year, including as the 10th quarterback in history to win the honor from *The Associated Press*. Herbert was also selected by *Professional Football Writers of America* as Rookie of the Year and Offensive Rookie of the Year — becoming the second and seventh quarterback to win those awards, respectively. He is the first player in history to be recognized with all three honors.

QUARTERBACKS TO WIN AP OFFENSIVE ROOKIE OF THE YEAR

Season	Team	Player	Combined TDs
2023	Hou.	C.J. Stroud	26
2020	LAC	Justin Herbert	36
2019	Ari.	Kyler Murray	24
2016	Dal.	Dak Prescott	29
2012	Was.	Robert Griffin III	27
2011	Car.	Cam Newton	35
2010	StL	Sam Bradford	19
2008	Atl.	Matt Ryan	17
2006	Ten.	Vince Young	19
2004	Pit.	Ben Roethlisberger	18
1970	Buf.	Dennis Shaw	10

HOT OUT OF THE GATE

Justin Herbert kicked off his career with a pair of historic streaks. As a rookie, he tossed a touchdown pass in each of the first 10 games of his career, just one less than the all-time record. Herbert's streak of games with 250-plus passing yards to start a career ended at seven contests, ranking second in NFL history.

PLAYERS WITH A PASSING TOUCHDOWN, CONSECUTIVE GAMES TO START CAREER, NFL HISTORY

Rank	Team	Player	Consecutive Games
1.	Was.	QB Mark Rypien	11
2.	LAC	QB Justin Herbert	10
3.	Den.	QB Jay Cutler	9

PLAYERS WITH 250 PASSING YARDS, CONSECUTIVE GAMES TO START CAREER, NFL HISTORY

Rank	Team	Player	Consecutive Games
1.	K.C.	QB Patrick Mahomes	10
2.	LAC	QB Justin Herbert	7
3.	—	Seven Other Players	2

J.K. DOBBINS



DOBBINS DOMINATES FIRST TWO WEEKS

J.K. Dobbins built off his dominant Week 1 performance in Week 2 to record 131 rushing yards and a score on 17 carries (7.7 avg.). He scored on a 43-yard run in the second quarter, his league-leading third run of at least 40 yards in 2024 to that point.

He became just the sixth player in the last 75 years and first since 1998 to record back-to-back games with 130 yards on the ground and a rushing score in his team's first two games of a season. Dobbins also is the seventh player in the last 75 years and first since 2006 to begin a season with two consecutive games with 130-plus yards on the ground.

PLAYERS WITH 130 RUSHING YARDS AND A RUSHING TOUCHDOWN, CONSECUTIVE GAMES TO START SEASON, NFL, SINCE 1948

Season	Team	Player	Consecutive Games
1975	Buf.	RB O.J. Simpson*	4
2024	LAC	RB J.K. Dobbins	2
1998	S.F.	RB Garrison Hearst	2
1980	Det.	RB Billy Sims	2
1963	Cle.	RB Jim Brown*	2
1955	BalC**	RB Alan Ameche	2

PLAYERS WITH 130 RUSHING YARDS, CONSECUTIVE GAMES TO START SEASON, NFL, SINCE 1948

Season	Team	Player	Consecutive Games
1975	Buf.	RB O.J. Simpson*	4
2024	LAC	RB J.K. Dobbins	2
2006	Atl.	RB Warrick Dunn	2
1998	S.F.	RB Garrison Hearst	2
1980	Det.	RB Billy Sims	2
1963	Cle.	RB Jim Brown*	2
1955	BalC**	RB Alan Ameche	2

*Pro Football Hall of Famer

**Baltimore Colts

SETTING THE PACE

Through the first six weeks of the 2024 season, J.K. Dobbins ranks No. 7 among NFL running backs with his 5.03-yard rushing average (min. 80 att.) and ranks tied for second in the AFC with 478 rushing yards.

RUSHING AVERAGE, RUNNING BACKS, MIN. 80 ATT., NFL, 2024

Rank	Team	Player	Rushing Average
1.	Bal.	RB Derrick Henry	6.51
2.	Phi.	RB Saquon Barkley	6.09
3.	Det.	RB Jahmyr Gibbs	5.73
4.	Car.	RB Chuba Hubbard	5.21
	Min.	RB Aaron Jones	5.21
	S.F.	RB Jordan Mason	5.21
7.	LAC	RB J.K. Dobbins	5.03
8.	Atl.	RB Bijan Robinson	4.69

RUSHING YARDS, AFC, 2024

Rank	Team	Player	Rushing Yards
1.	Bal.	RB Derrick Henry	873
2.	LAC	RB J.K. Dobbins	478
	Pit.	RB Najee Harris	478
4.	Bal.	QB Lamar Jackson	455
5.	Jax.	RB Tank Bigsby	415

DOBBINS RUNS WILD IN WEEK 1 WIN

In the Week 1 victory, J.K. Dobbins rushed for 135 yards and a touchdown on 10 carries (13.5 avg.), highlighted by multiple carries of 45-plus yards.

Dobbins, who returned to action after missing most of last season due to injury, became just the third player in the last 30 seasons to post multiple 45-yard runs a Week 1 contest, while his 13.5-yard rushing average was the best by any player in the first week of a season in NFL history (min. 10 att.).

He headlined a Bolts rushing offense that ran for 176 yards and averaged 6.5 yards per attempt in the victory, the best rushing average by any AFC team in Week 1.

RUSHING AVERAGE, SINGLE GAME, MINIMUM 10 ATTEMPTS, KICKOFF WEEKEND, NFL HISTORY

Rk.	Team	Game	Player	Rush Avg.
1.	LAC	Sept. 8, 2024 vs. L.V.	RB J.K. Dobbins	13.5
2.	ChiC*	Sept. 29, 1949 vs. Was.	HB Charley Trippi	13.0
3.	ChiC*	Sept. 27, 1959 vs. Was.	WR Bobby Joe Conrad	12.7
4.	NYJ	Sept. 11, 2023 vs. Buf.	RB Breece Hall	12.7
5.	Buf.	Sept. 8, 2012 at NYJ	RB C.J. Spiller	12.1

*Chicago Cardinals

RUSHES OF 45-PLUS YARDS, SINGLE GAME, KICKOFF WEEKEND, SINCE 1991

Rk.	Team	Game	Player	No.
1.	LAC	Sept. 8, 2024 vs. L.V.	RB J.K. Dobbins	2
	Buf.	Sept. 8, 2012 at NYJ	RB C.J. Spiller	2
	Min.	Sept. 6, 1992 at G.B.	RB Terry Allen	2
4.	—	Several Others		1

DERWIN JAMES JR.

AMONG THE BEST THROUGH 70 GAMES

Derwin James Jr., recorded 521 tackles, 27 tackles for loss and 12.5 sacks in his first 70 career games played, becoming the 10th NFL player and the first defensive back to record 500 tackles, 25 tackles for loss and 10.0 sacks within the first 70 games of a career since tackles for loss began being tracked in 2008.

PLAYERS WITH 500 TACKLES, 25 TACKLES FOR LOSS AND 10 SACKS, FIRST 70 CAREER GAMES, NFL, SINCE 2008

Seasons	Team/s	Player	Sacks	TFL	Tackles
2018-24	LAC	S Derwin James Jr.	12.5	27	521
2019-23	T.B.	LB Devin White	21.5	37	539
2018-23	Ind.	LB Shaquille Leonard	15.0	32	605
2018-22	Chi./Bal.	LB Roquan Smith	16.5	47	611
2016-20	G.B./NYG	LB Blake Martinez	12.0	35	586
2012-17	Ind./Chi.	LB Jerrell Freman	12.0	29	598
2012-16	Sea.	LB Bobby Wagner	12.0	30	621
2012-16	T.B.	LB Lavonte David	14.0	78	620
2010-15	S.F.	LB NaVorro Bowman	10.0	33	507
2007-11	S.F.	LB Patrick Willis	16.0	34	649

James is one of six players — and the only defensive back — since the turn of the century to post 500 tackles, five interceptions and 10 sacks within the first 70 games of a career.

PLAYERS WITH 500 TACKLES, FIVE INTERCEPTIONS AND 10 SACKS, FIRST 70 CAREER GAMES, NFL, SINCE 2000

Seasons	Team/s	Player	Sacks	INTs	Tackles
2018-24	LAC	S Derwin James Jr.	12.5	8	521
2018-23	Ind.	LB Shaquille Leonard	15.0	12	605
2018-22	Chi./Bal.	LB Roquan Smith	16.5	7	611
2012-16	Sea.	LB Bobby Wagner	12.0	6	621
2012-16	T.B.	LB Lavonte David	14.0	9	620
2000-04	Chi.	LB Brian Urlacher	25.0	6	559

MAKING AN IMPACT

Derwin James Jr., eclipsed 500 career tackles in his 67th career game, doing so faster than any defensive back since the turn of the century. He also topped 400 career tackles (55 games) and 300 career tackles (41 games) faster than any defensive back over that span.

FEWEST GAMES TO 500 TACKLES, DEFENSIVE BACKS, NFL, SINCE 2000

Rank	Team/s	Player	Games
1.	LAC	S Derwin James Jr.	67
2.	NYG/Was.	S Landon Collins	68
3.	NYG/Oak./Mia.	S Gibril Wilson	71

FEWEST GAMES TO 400 TACKLES, DEFENSIVE BACKS, NFL, SINCE 1991

Rank	Team	Player	Games
1.	LAC	S Derwin James Jr.	55
2.	NYG	S Landon Collins	56
3.	Jax.	S Johnathan Cyprien	57



A DEFENSIVE CHESS PIECE

In 2023, Derwin James Jr., totaled a team-high 125 tackles and was one of eight NFL defensive backs on the season to total a sack, an interception, four tackles for loss and 90 tackles.

DEFENSIVE BACKS WITH 90 TACKLES, A SACK, AN INTERCEPTION AND FOUR TACKLES FOR LOSS, NFL, 2023

Rk.	Team	Player	Sacks	TFL	INTs	Tackles
1.	LAC	S Derwin James Jr.	2.0	5	1	125
2.	T.B.	S Antoine Winfield Jr.	6.0	6	3	122
3.	Min.	S Josh Metellus	2.5	7	1	112
4.	Cin.	S Dax Hill	1.5	6	2	110
5.	N.E.	DB Kyle Dugger	1.5	6	2	106
6.	Jax.	S Rayshawn Jenkins	1.0	7	2	100
7.	K.C.	S Justin Reid	3.0	5	1	95
8.	Ind.	CB Kenny Moore II	1.5	8	3	93

In 2022, James became the seventh defensive back since the turn of the century to record at least 100 tackles, four sacks and a forced fumble in a single season.

DEFENSIVE BACKS WITH 100 TACKLES, FOUR SACKS AND A FORCED FUMBLE, SINGLE SEASON, NFL, SINCE 2000

Season	Team	Player	Sacks	FF	Tackles
2023	T.B.	S Antoine Winfield Jr.	6.0	6	122
2022	LAC	S Derwin James Jr.	4.0	2	115
2022	Chi.	DB Jaquan Brisker	4.0	1	104
2019	Car.	S Eric Reid	4.0	1	129
2019	Ten.	CB Logan Ryan	4.5	4	113
2010	Oak.	S Tyvon Branch	4.0	1	101
2005	Ari.	S Adrian Wilson	8.0	1	108
2000	S.D.	S Rodney Harrison	6.0	1	127

DERWIN JAMES JR.



ZERO TO SIXTY

Derwin James Jr., posted 445 tackles, 22 tackles for loss and 9.5 sacks in his first 60 games played, becoming the 11th NFL player and the first defensive back to record 400 tackles, 20 tackles for loss and nine sacks within the first 60 games of a career since tackles for loss began being tracked in 2008.

PLAYERS WITH 400 TACKLES, 20 TACKLES FOR LOSS AND NINE SACKS, FIRST 60 CAREER GAMES, NFL, SINCE 2008

Seasons	Team/s	Player	Sacks	TFL	Tackles
2020-23	Bal.	LB Patrick Queen	13.5	35	404
2018-23	LAC	S Derwin James Jr.	9.5	22	445
2019-22	T.B.	LB Devin White	20.5	35	474
2018-22	Ind.	LB Shaquille Leonard	15.0	30	531
2018-21	Chi.	LB Roquan Smith	14.0	43	517
2016-20	Dal.	LB Jaylon Smith	9.0	20	456
2016-19	G.B.	LB Blake Martinez	9.0	28	487
2012-16	Ind./Chi.	LB Jerrell Freman	12.0	25	512
2012-16	Sea.	LB Bobby Wagner	10.5	27	506
2012-15	T.B.	LB Lavonte David	12.0	66	555
2009-14	Hou.	LB Brian Cushing	11.0	34	438
2007-10	S.F.	LB Patrick Willis	14.0	28	568

James is one of four players — and the only defensive back — since the turn of the century to post 400 tackles, eight interceptions and nine sacks within the first 60 games of a career.

PLAYERS WITH 400 TACKLES, EIGHT INTERCEPTIONS AND NINE SACKS, FIRST 60 CAREER GAMES, NFL, SINCE 2000

Seasons	Team	Player	Sacks	INTs	Tackles
2018-23	LAC	S Derwin James Jr.	9.5	8	445
2018-22	Ind.	LB Shaquille Leonard	15.0	11	531
2012-15	T.B.	LB Lavonte David	12.0	9	555
2009-14	Hou.	LB Brian Cushing	11.0	8	438

A NOVEMBER TO REMEMBER

In a dominant November 2022, Derwin James Jr., posted 37 tackles (20 solo), two sacks, an interception and a pair of forced fumbles. He was the only defender during the month to have a sack, a pick and a forced fumble. James was recognized as AFC Defensive Player of the Month for his efforts in November.

James was also the only defensive back in the last 30 years and first player in a decade to have at least 30 tackles, multiple sacks, an interception and a forced fumble in a single November.

PLAYERS WITH 30 TACKLES, TWO SACKS, AN INTERCEPTION AND A FORCED FUMBLE, SINGLE NOVEMBER, NFL, SINCE 1991

Season	Team	Player	Sacks	FF	INTs	Tackles
2022	LAC	S Derwin James Jr.	2.0	2	1	37
2013	Oak.	LB Nick Roach	4.5	2	1	38
2009	Sea.	LB David Hawthorne	3.0	1	2	50
2008	Pit.	LB James Harrison	5.5	3	1	36
2005	Jax.	LB Mike Peterson	2.0	1	1	37
2004	Car.	LB Will Witherspoon	2.0	1	2	36
2003	Phi.	LB Nate Wayne	3.0	2	1	36
2001	G.B.	LB Nate Wayne	2.0	1	2	39
1999	T.B.	LB Derrick Brooks	2.0	2	2	39

DERWIN'S PICKS AND SACKS BY PASSER

Derwin James Jr., has recorded eight interceptions and 11.5 sacks in his career. He has brought down Patrick Mahomes the most, totaling two sacks of the Texas Tech product. Below is a look at his career regular-season sacks and interceptions by passer:

REGULAR-SEASON CAREER INTs BY PASSER (8)

INTs	Passer	Most Recent INT
1	QB Tyson Bagent	Oct. 29, 2023 vs. Chi.
	QB Derek Carr	Oct. 4, 2021 vs. L.V.
	QB Nick Foles	Dec. 26, 2022 at Ind.
	QB Jared Goff	Sept. 23, 2018 at LAR
	QB Drew Lock	Nov. 28, 2021 at Den.
	QB Kyler Murray	Nov. 27, 2022 at Ari.
	QB Ben Roethlisberger	Dec. 2, 2018 at Pit.
	QB Josh Rosen	Nov. 25, 2018 vs. Ari.

REGULAR-SEASON CAREER SACKS BY PASSER (11.5)

Sacks	Passer	Most Recent Sack
2.0	QB Patrick Mahomes	Nov. 20, 2022 vs. K.C.
1.5	QB Baker Mayfield	Oct. 10, 2021 vs. Cle.
1.0	QB Josh Allen	Sept. 16, 2018 at Buf.
	QB C.J. Beathard	Sept. 30, 2018 vs. S.F.
	QB Derek Carr	Sept. 11, 2022 vs. L.V.
	QB Marcus Mariota	Nov. 6, 2022 at Atl.
	QB Jarrett Stidham	Dec. 31, 2023 at Den.
	QB Russell Wilson	Oct. 17, 2022 vs. Den.
	QB Bailey Zappe	Dec. 3, 2023 at N.E.
0.5	QB Joe Burrow	Dec. 5, 2021 at Cin.
	QB Dak Prescott	Sept. 19, 2021 vs. Dal.

KHALIL MACK

RETURN OF THE MACK

Since entering the NFL in 2014, **Khalil Mack** has totaled 104.0 sacks, the second-most over that span. He's one of football's top defenders at forcing turnovers, leading the league in forced fumbles and ranking No. 2 in strip-sacks since entering the NFL.

Mack's 251 career hurries lead the league since he entered the NFL in 2014, while his 439 pressures rank No. 2 over that span.

SACKS, NFL, SINCE 2014

Rank	Team/s	Player	Sacks
1.	LAR	DT Aaron Donald	111.0
2.	Oak./Chi./LAC	OLB Khalil Mack	104.0
3.	Pit.	LB T.J. Watt	101.0
4.	N.O.	DE Cameron Jordan	96.0
5.	N.E./Ari./L.V.	OLB Chandler Jones	94.5

FORCED FUMBLES, NFL, SINCE 2014

Rank	Team/s	Player	Forced Fum.
1.	Oak./Chi./LAC	OLB Khalil Mack	31
2.	N.E./Ari./L.V.	OLB Chandler Jones	30
	Pit.	LB T.J. Watt	30
4.	T.B.	LB Lavonte David	28
5.	LAR	DT Aaron Donald	24

STRIP-SACKS, NFL, SINCE 2014

Rk.	Team/s	Player	Strip Sacks
1.	N.E./Ari./L.V.	OLB Chandler Jones	26
2.	Oak./Chi./LAC	OLB Khalil Mack	23
3.	Pit.	LB T.J. Watt	21
4.	Den./T.B.	OLB Shaquil Barrett	19
5.	Cle.	DE Myles Garrett	18
	LAR	DT Aaron Donald	18
	StL./LAR/Mia./Dal./Chi./Phi.	LB Robert Quinn	18
	Jax./Min./Bal./L.V./Ind./Chi.	DE Yannick Ngakoue	18

QUARTERBACK HURRIES, NFL, SINCE 2014

Rank	Team/s	Player	Hurries
1.	Oak./Chi./LAC	OLB Khalil Mack	251
2.	LAR	DT Aaron Donald	214
3.	N.O.	DE Cameron Jordan	212
4.	Den./LAR/Buf.	OLB Von Miller	209
5.	Buf./Hou.	DL Jerry Hughes	204

DEFENSIVE PRESSURES, NFL, SINCE 2014

Rank	Team/s	Player	Pressures
1.	LAR	DT Aaron Donald	475
2.	Oak./Chi./LAC	OLB Khalil Mack	439
3.	N.O.	DE Cameron Jordan	396
4.	Den./LAR/Buf.	OLB Von Miller	394
5.	Hou./Ari.	DE J.J. Watt	393



MACK DOMINATES NOVEMBER

In November 2023, **Khalil Mack** led all NFL players during the month with 6.0 sacks and two strip-sacks, while adding 23 tackles (19 solo), five tackles for loss, five quarterback hits and three passes defended. Mack was recognized as AFC Defensive Player of the Month for his efforts in November.

Mack became just the second player in the last 15 years to record five sacks, five tackles for loss, multiple pass breakups and multiple strip-sacks in a single November and is just the sixth player to do so in any month over the past 15 seasons.

PLAYERS WITH FIVE SACKS, FIVE TACKLES FOR LOSS, MULTIPLE STRIP-SACKS AND MULTIPLE PASSES DEFENSED, SINGLE MONTH, NFL, SINCE 2008

Month	Team	Player	Sks	TFLs	PD	Strip-Sks
Nov. 2023	LAC	OLB Khalil Mack	6.0	5	3	2
Sept. 2023	Pit.	LB T.J. Watt	6.0	5	2	2
Sept. 2019	T.B.	OLB Shaquil Barrett	9.0	7	2	3
Nov. 2016	NYG	DE Jason Pierre-Paul	5.5	5	4	2
Oct. 2011	Min.	DE Jared Allen	8.0	7	2	2
Oct. 2009	Was.	DE Andre Carter	5.5	7	2	2

MACK TOPS 100 CAREER SACKS

In the 150th regular-season game of his career, **OLB Khalil Mack** eclipsed 100 career sacks in the second quarter on a nine-yard takedown. Among active players, Mack's 104.0 sacks rank No. 4.

SACKS, ACTIVE NFL PLAYERS

Rank	Team/s	Player	Sacks
1.	Den./LAR/Buf.	OLB Von Miller	126.5
2.	N.O.	DE Cameron Jordan	117.5
3.	Ari./Jax./Bal./Atl./Mia.	DL Calais Campbell	107.5
4.	Oak./Chi./LAC	OLB Khalil Mack	104.0
5.	Pit.	LB T.J. Watt	101.0
6.	Cle.	DE Myles Garrett	92.5

KHALIL MACK

MACK DROPS SIX SACKS IN VICTORY



Khalil Mack had a historic performance in the team's 2023 Week 4 win over the Raiders. He set a career high with six sacks, including a pair of strip-sacks. It was the first six-sack performance by any NFL player since 2017 and just the sixth since the stat began being tracked in 1982.

Mack added 10 tackles (eight solo), five tackles for loss, four quarterback hits and a pass defended. He was the only player since at least 2000 to have six sacks and at least 10 tackles in a single game. He was recognized as AFC Defensive Player of the Week for his performance, the fourth weekly award of his career.

Along with his five-sack performance in 2015, Mack joined Hall of Fame LB Derrick Thomas as the only players with multiple games of five or more sacks since the stat started being tracked in 1982.

SACKS, SINGLE GAME, NFL, SINCE 1982

Rk.	Team	Game	Player	Sacks
1.	K.C.	Nov. 11, 1990 vs. Sea.	LB Derrick Thomas	7.0
2.	LAC	Oct. 1, 2023 vs. L.V.	OLB Khalil Mack	6.0
	Atl.	Nov. 12, 2017 vs. Dal.	DL Adrian Clayborn	6.0
	NYG	Sept. 30, 2007 vs. Phi.	DE Osi Umenyiora	6.0
	K.C.	Sept. 6, 1998 vs. Oak.	LB Derrick Thomas	6.0
	S.F.	Nov. 13, 1983 vs. N.O.	DE Fred Dean	6.0
7.	S.F.	Nov. 19, 2012 vs. Chi.	OLB Aldon Smith	5.5
	Det.	Sept. 4, 1983 at T.B.	DE William Gay	5.5

MACK MAKES HISTORY

Khalil Mack eclipsed 12 sacks in 2023, the third season of his career with at least 12 sacks — and with his third franchise. He joined Hall of Famer Kevin Greene as the only two players to have a 12-sack season with three different franchises since the individual sack became an official statistic in 1982.

PLAYERS WITH 12-SACK SEASON WITH THREE DIFFERENT FRANCHISES, NFL, SINCE 1982

Player	Teams (Seasons)
OLB Khalil Mack	Raiders ('15), Bears ('18), Chargers ('23)
LB Kevin Greene*	Rams ('88-90), Steelers ('93-94), Panthers ('96, '99)

*Pro Football Hall of Famer

TOP OF THE CHARTS

Khalil Mack ranked fourth in the NFL in 2023 with 17.0 sacks, setting a new single-season career high. His four strip-sacks were tied for the second-most in the NFL.

SACKS, NFL, 2023

Rank	Team	Player	Sacks
1.	Pit.	LB T.J. Watt	19.0
2.	Cin.	DE Trey Hendrickson	17.5
	Jax.	OLB Josh Allen	17.5
4.	LAC	OLB Khalil Mack	17.0
5.	Min.	OLB Danielle Hunter	16.5
6.	L.V.	DE Maxx Crosby	14.5

STRIP SACKS, NFL, 2023

Rank	Team	Player	Strip-Sacks
1.	Mia.	LB Bradley Chubb	5
2.	LAC	OLB Khalil Mack	4
	Cle.	DE Myles Garrett	4
	Pit.	LB T.J. Watt	4
5.	Cin.	DE Trey Hendrickson	3
	Det.	DE Aidan Hutchinson	3
	Ind.	DE Samson Ebukam	3
	L.V.	DE Malcolm Koonce	3
	Min.	OLB Danielle Hunter	3
	T.B.	OLB Shaquil Barrett	3

MACK ATTACK

By setting his career high with 17.0 sacks in 2023, **Khalil Mack** tied for the most sacks in a single season by a Charger since the individual sack began being tracked in 1982.

Mack forced a total of five fumbles on the year, including four that were strip-sacks. Since forced fumbles began being tracked in 1994, Mack's five tied for the third-most by a Charger in a single season.

SACKS, SINGLE SEASON, CHARGERS, SINCE 1982

Rank	Season	Player	Sacks
1.	2023	OLB Khalil Mack	17.0
	2006	LB Shawne Merriman	17.0
	1992	DE Leslie O'Neal	17.0
4.	1986	DE Lee Williams	15.0
5.	1989	DE Lee Williams	14.0

FORCED FUMBLES, SINGLE SEASON, CHARGERS, SINCE 1994

Rank	Season	Player	Forced Fumbles
1.	2021	OLB Joey Bosa	7
	2009	LB Shaun Phillips	7
3.	2023	OLB Khalil Mack	5
	—	Two Other Players	5

KHALIL MACK

KHALIL RE-WRITES THE RECORD BOOK

With six sacks in the 2023 Week 4 victory over Las Vegas, **Khalil Mack** set the franchise single-game record, breaking DE Leslie O'Neal's mark of five sacks in 1986.

SACKS, SINGLE GAME, CHARGERS, SINCE 1982

Rank	Game	Player	Sacks
1.	Oct. 1, 2023 vs. L.V.	OLB Khalil Mack	6.0
	Nov. 16, 1986 vs. Dal.	DE Leslie O'Neal	5.0
3.	Dec. 18, 2011 vs. Bal.	OLB Antwan Barnes	4.0
	Oct. 3, 2010 vs. Ari.	LB Shaun Phillips	4.0
	Oct. 22, 1995 at Sea.	DE Leslie O'Neal	4.0
	Dec. 6, 1992 at Phx.*	DE Leslie O'Neal	4.0
	Dec. 22, 1991 vs. Den.	DE Leslie O'Neal	4.0

**Phoenix Cardinals*

MACK'S PICKS BY PASSER

Khalil Mack has picked off three passes, including two that he returned for a touchdown. Below is a look at his career regular-season interceptions by quarterback:

REGULAR-SEASON CAREER INTs BY PASSER (3)

INTs	Passer	Most Recent INT
1	QB Kirk Cousins	Nov. 16, 2020 vs. Min.
	QB DeShone Kizer	Sept. 9, 2018 at G.B.
	QB Cam Newton	Nov. 27, 2016 vs. Car.



MACK'S SACKS BY PASSER

Khalil Mack has sacked 48 players in the regular season for a total of 104.0 career sacks. Below is a list of his career sacks by passer:

REGULAR-SEASON CAREER SACKS BY PASSER (104.0)

Sacks	Passer	Most Recent Sack
6.0	QB Aidan O'Connell	Oct. 1, 2023 vs. L.V.
	QB Brock Osweiler	Nov. 21, 2016 vs. Hou.
5.5	QB Aaron Rodgers	Oct. 17, 2021 vs. G.B.
	QB Alex Smith	aDec. 10, 2017 at K.C.
5.0	QB Trevor Siemian	Nov. 26, 2017 vs. Den.
4.0	QB Derek Carr	Sept. 11, 2022 L.V.
	QB Kirk Cousins	Dec. 20, 2020 at Min.
	QB Dak Prescott	Oct. 16, 2023 vs. Dal.
3.0	QB Tom Brady	Oct. 8, 2020 vs. T.B.
	QB Jared Goff	Oct. 3, 2021 vs. Det.
	QB Josh McCown	Sept. 17, 2017 vs. NYJ
2.0	QB Sam Bradford	Sept. 23, 2018 at Ari.
	QB Teddy Bridgewater	Oct. 18, 2020 at Car.
	QB Joe Flacco	Sept. 15, 2019 at Den.
	QB Lamar Jackson	Nov. 26, 2023 vs. Bal.
	QB Daniel Jones	Sept. 20, 2020 vs. NYG
	QB Colin Kaepernick	Dec. 7, 2017 vs. S.F.
	QB Case Keenum	Sept. 23, 2019 at Was.
	QB Jordan Love	Nov. 19, 2023 at G.B.
	QB Patrick Mahomes	Sept. 15, 2022 at K.C.
	QB Marcus Mariota	Nov. 29, 2015 at Ten.
	QB Baker Mayfield	Sept. 26, 2021 at Cle.
	QB Philip Rivers	Oct. 27, 2019 vs. LAC
	QB Geno Smith	Dec. 3, 2017 vs. NYG
	QB Matthew Stafford	Nov. 11, 2018 vs. Det.
	QB Russell Wilson	Oct. 17, 2022 vs. Den.
	QB Zach Wilson	Nov. 6, 2023 at NYJ
	QB Jameis Winston	Oct. 30, 2016 at T.B.
	QB Bailey Zappe	Dec. 3, 2023 at N.E.
1.5	QB Gardner Minshew II	Sept. 8, 2024 vs. L.V.
1.0	QB Blake Bortles	Oct. 23, 2016 at Jax.
	QB Drew Brees	Nov. 1, 2020 vs. N.O.
	QB Joe Burrow	Sept. 19, 2021 vs. Cin.
	QB Jay Cutler	Oct. 4, 2015 at Chi.
	QB Justin Fields	Sept. 22, 2024 at Pit.
	QB Ryan Fitzpatrick	Sept. 30, 2018 vs. T.B.
	QB Nick Foles	Dec. 26, 2022 at Ind.
	QB Blaine Gabbert	Jan. 7, 2024 vs. K.C.
	QB Jimmy Garoppolo	Nov. 13, 2022 at S.F.
	QB DeShone Kizer	Sept. 9, 2018 at G.B.
	QB Eli Manning	Dec. 2, 2018 at NYG
	QB Davis Mills	Oct. 2, 2022 at Hou.
	QB Cam Newton	Nov. 27, 2016 vs. Car.
	QB Kyle Orton	Dec. 21, 2014 vs. Buf.
	QB Jarrett Stidham	Dec. 31, 2023 at Den.
	QB Tyrod Taylor	Dec. 4, 2016 vs. Buf.
	QB Deshaun Watson	Dec. 13, 2020 vs. Hou.
0.5	QB Matt Ryan	Sept. 27, 2020 at Atl.

POSTSEASON CAREER SACKS BY PASSER (1.0)

Sacks	Passer	Most Recent Sack
1.0	QB Trevor Lawrence	Jan. 14, 2023 at Jax.*

**AFC Wild Card*

JOEY BOSA



NOT YOUR AVERAGE JOEY

Since entering the NFL in 2016, **Joey Bosa** has been a force, recording the sixth-best sacks-per-game over that span (min. 80 games played). He is also ranks No. 10 in that time with 69.0 sacks.

SACKS PER GAME, MIN. 80 GAMES PLAYED, SINCE 2016

Rank	Team/s	Player	Sacks/Game
1.	Pit.	LB T.J. Watt	0.91
2.	Cle.	DE Myles Garrett	0.86
3.	Ari./L.V.	OLB Chandler Jones	0.77
4.	Min./Hou.	OLB Danielle Hunter	0.76
5.	LAR	DT Aaron Donald	0.75
6.	LAC	OLB Joey Bosa	0.72
7.	Oak./Chi./LAC	OLB Khalil Mack	0.69
8.	N.O./Cin.	DE Trey Hendrickson	0.67
9.	L.V.	DE Maxx Crosby	0.66
10.	Den./LAR/Buf.	OLB Von Miller	0.63

SACKS, NFL, SINCE 2016

Rank	Team/s	Player	Sacks
1.	Pit.	LB T.J. Watt	101.0
2.	Cle.	DE Myles Garrett	92.5
3.	LAR	DT Aaron Donald	91.0
4.	Oak./Chi./LAC	OLB Khalil Mack	85.0
	Min./Hou.	OLB Danielle Hunter	85.0
6.	K.C.	DT Chris Jones	78.5
	N.O.	DE Cameron Jordan	78.5
8.	Ari./L.V.	OLB Chandler Jones	76.0
9.	Jax./Min./Bal./L.V./Ind./Chi.	DE Yannick Ngakoue	70.0
10.	LAC	OLB Joey Bosa	69.0
11.	Bal./N.E./Atl.	LB Matthew Judon	68.0

FORCING THE ISSUE

After leading the NFL with seven strip-sacks in 2021, **Joey Bosa** continues to be among the league's best at jarring the ball free. He had one strip-sack in 2023 to reach 14 career strip-sacks. Bosa has nine strip-sacks since 2021, tied for the most in the NFL over that span and ranks tied for No. 2 in forced fumbles

STRIP-SACKS, NFL, SINCE 2021

Rank	Team/s	Player	Strip-Sacks
1.	LAC	OLB Joey Bosa	9
	Cin.	DE Trey Hendrickson	9
	Cle.	DE Myles Garrett	9
	Pit.	LB T.J. Watt	9
5.	Car./Phi./NYJ	LB Haason Reddick	8
	Den./Mia.	OLB Bradley Chubb	8
	S.F.	DL Nick Bosa	8
8.	—	Three Other Players	7

FORCED FUMBLES, NFL, SINCE 2021

Rank	Team/s	Player	Forced Fumbles
1.	Pit.	LB T.J. Watt	13
2.	LAC	OLB Joey Bosa	10
	S.F.	LB Fred Warner	10
4.	Cin.	DE Trey Hendrickson	9
	Cle.	DE Myles Garrett	9
	Den./Mia.	OLB Bradley Chubb	9
	T.B.	S Antoine Winfield Jr.	9
	S.F.	DL Nick Bosa	9
9.	Chi./LAC	OLB Khalil Mack	8
	Car./Phi./NYJ	LB Haason Reddick	8
	Ind./Phi.	LB Shaquille Leonard	8
	Pit.	LB Alex Highsmith	8

Bosa has gone for the ball when taking down the quarterback since he entered the NFL. His 14 career strip-sacks are the ninth-most since 2016.

10 of Bosa's 14 career strip-sacks came on third down, which leads the NFL over that span. Seven of his third-down strip-sacks have come since 2021, which is also a league-high.

STRIP-SACKS, THIRD DOWN, NFL, SINCE 2016

Rk.	Team/s	Player	Strip-Sacks
1.	LAC	OLB Joey Bosa	10
2.	StL/LAR/Mia./Dal./Chi./Phi.	LB Robert Quinn	8
	Jax./LAR/Atl./Dal.	DE Dante Fowler Jr.	8
4.	LAR	DT Aaron Donald	7
	Pit.	LB T.J. Watt	7

STRIP-SACKS, THIRD DOWN, NFL, SINCE 2021

Rank	Team/s	Player	Strip-Sacks
1.	LAC	OLB Joey Bosa	7
2.	S.F./Ind.	DE Samson Ebukam	5
3.	Sea./Chi.	DE Darrell Taylor	4
	Cin.	DE Trey Hendrickson	4
	Pit.	LB T.J. Watt	4
	T.B.	OLB Shaquil Barrett	4

JOEY BOSA

BOSA'S SACKS BY PASSER

Joey Bosa has 69.0 career sacks. He has sacked QB Derek Carr 8.5 times in his career, more than he's sacked any other quarterback. Bosa has brought down 41 different passers in his career, including 17 more than once. Below is a look at his career sacks by passer:

REGULAR-SEASON CAREER SACKS BY PASSER (69.0)

Sacks	Passer	Most Recent Sack
8.5	QB Derek Carr	Sept. 11, 2022 vs. L.V.
4.0	QB Ryan Tannehill	Sept. 17, 2023 at Ten.
3.5	QB Trevor Siemian	Oct. 22, 2017 vs. Den.
	QB Gardner Minshew II	Sept. 8, 2024 vs. L.V.
2.5	QB Patrick Mahomes	Dec. 16, 2021 vs. K.C.
	QB Josh Rosen	Sept. 29, 2019 at Mia.
	QB Zach Wilson	Nov. 6, 2023 at NYJ
2.0	QB Josh Allen	Nov. 29, 2020 at Buf.
	QB Kirk Cousins	Sept. 24, 2023 at Min.
	QB Robert Griffin III	Dec. 24, 2016 at Cle.
	QB Eli Manning	Oct. 8, 2015 at NYG
	QB Ben Roethlisberger	Nov. 21, 2021 vs. Pit.
	QB Matt Ryan	Oct. 23, 2016 at Atl.
	QB Alex Smith	Sept. 24, 2017 vs. K.C.
	QB Mitchell Trubisky	Oct. 27, 2019 at Chi.
1.5	QB Lamar Jackson	Oct. 17, 2021 at Bal.
	QB Aaron Rodgers	Nov. 3, 2019 vs. G.B.
1.0	WR Davante Adams	Sept. 11, 2022 vs. L.V.
	QB Tyson Bagent	Oct. 29, 2023 vs. Chi.
	QB Matt Barkley	Nov. 29, 2020 at Buf.
	QB Blake Bortles	Nov. 12, 2017 at Jax.
	QB Tom Brady	Oct. 29, 2017 at N.E.
	QB Drew Brees	Oct. 12, 2020 at N.O.
	QB Teddy Bridgewater	Sept. 27, 2020 vs. Car.
	QB Jacoby Brissett	Sept. 8, 2019 vs. Ind.
	QB Joe Burrow	Sept. 13, 2020 at Cin.
	QB Jeff Driskel	Dec. 9, 2018 vs. Cin.
	QB Joe Flacco	Oct. 6, 2019 vs. Den.
	QB Ryan Fitzpatrick	Sept. 12, 2021 at Was.
	QB Mike Glennon	Dec. 12, 2021 vs. NYG
	QB Jalen Hurts	Nov. 7, 2021 at Phi.
	QB Case Keenum	Dec. 30, 2017 at Den.
	QB DeShone Kizer	Dec. 3, 2017 vs. Cle.
	QB Drew Lock	Nov. 28, 2021 at Den.
	QB Cam Newton	Dec. 11, 2016 at Car.
	QB Tyrod Taylor	Nov. 19, 2017 vs. Buf.
	QB Russell Wilson	Jan. 8, 2023 at Den.
	QB Jameis Winston	Dec. 4, 2016 vs. T.B.
	QB Bryce Young	Sept. 15, 2024 at Car.
0.5	QB Brock Osweiler	Nov. 27, 2016 at Hou.
	QB Deshaun Watson	Sept. 22, 2019 vs. Hou.

POSTSEASON CAREER SACKS BY PASSER (1.0)

Sacks	Passer	Most Recent Sack
1.0	QB Lamar Jackson	Jan. 6, 2019 at Bal.* *AFC Wild Card



ONE OF A KIND

With 8.5 sacks in his first eight games of 2017, **Joey Bosa** brought his career total to 19.0 sacks over his first 20 career games. That topped the previous NFL record of 18.5 set by Aldon Smith in 2012.

SACKS, FIRST 20 CAREER GAMES, NFL HISTORY

Rank	Team	Player	Sacks
1.	Chargers	DE Joey Bosa	19.0
2.	49ers	LB Aldon Smith	18.5
3.	Cowboys	LB Micah Parsons	17.0
	Packers	LB Clay Matthews	17.0

BRING THE HEAT

Joey Bosa ranks third in sacks in team history after reaching 60 for his career. He eclipsed 50 in his 67th game of his career, setting the mark for the fastest by any player in Chargers history.

CAREER SACKS LEADERS, CHARGERS HISTORY SINCE 1982

Rank	Seasons	Player	Sacks
1.	1986-95	DE Leslie O'Neal	105.5
2.	2004-12	LB Shaun Phillips	69.5
3.	2016-Present	OLB Joey Bosa	69.0
4.	1984-90	DE Lee Williams	65.5
5.	2012-20	DE Melvin Ingram III	49.0
6.	1990-2002	LB Junior Seau	47.0

FEWEST GAMES TO 50 SACKS, CHARGERS HISTORY

Rank	Seasons	Player	Games
1.	2016-21	OLB Joey Bosa	67
2.	1986-91	DE Leslie O'Neal	70
3.	1984-89	DE Lee Williams	75
4.	2004-10	LB Shaun Phillips	96

CAMERON DICKER

MAKING NFL HISTORY

Cameron Dicker has made 67-of-71 career field goal attempts. His field goal percentage of 94.4 is the best in NFL history by a player with at least 50 attempts.

FIELD GOAL PCT., MIN. 50 ATTEMPTS, NFL HISTORY

Rank	Team/s	Player	Field Goal Pct. (Made-Att.)
1.	Phi./LAC	K Cameron Dicker	94.4 (67-71)
2.	Dal.	K Brandon Aubrey	93.0 (53-57)
3.	Bal.	K Justin Tucker	89.8 (405-451)
4.	Chi./NYJ/Car.	K Eddie Pineiro	89.1 (98-110)
5.	K.C.	K Harrison Butker	88.9 (209-235)
6.	LAC/Atl.	K Younghoe Koo	88.5 (169-191)

DICKER KICKS CONSISTENTLY

Cameron Dicker has made all 56 of his field goal attempts from less than 50 yards out, good for the best percentage by any NFL kicker in at least the last 30 seasons (min. 40 attempts of less than 50 yards).

FIELD GOAL PCT., LESS THAN 50-YARD ATTEMPTS, MIN. 40 ATTEMPTS, NFL, SINCE 1991

Rank	Team/s	Player	Field Goal Pct. (Made-Att.)
1.	Phi./LAC	K Cameron Dicker	100.0 (56-56)
2.	Bal.	K Justin Tucker	95.3 (346-363)
3.	K.C.	K Harrison Butker	93.7 (179-191)
4.	Jax./Det./Cle.	K Riley Patterson	91.8 (56-61)
5.	LAC/Atl.	K Younghoe Koo	91.6 (141-154)

EXTRA POINTS

Cameron Dicker has made 66-of-67 of his career extra point attempts, registering a 98.5 percentage. It's the second-best percentage by any kicker with at least 50 extra point attempts since the PAT was moved back in 2015.

EXTRA POINT PERCENTAGE, MIN. 50 ATT., NFL, SINCE 2015

Rk.	Team/s	Player	Made PAT	Missed PAT	PAT Pct.
1.	S.F.	K Jake Moody	72	1	98.6
2.	Phi./LAC	K Cameron Dicker	66	1	98.5
3.	Bal.	K Justin Tucker	380	6	98.4
4.	NYG	K Josh Brown	53	1	98.1
5.	7 Teams*	K Chase McLaughlin	142	3	97.9

*Chargers, Colts, 49ers, Jets, Jaguars, Browns, Colts, Buccaneers



THE BEST THROUGH THREE SEASONS

As a rookie, **Cameron Dicker** made 21-of-22 field goals (95.5 pct.) to set the record for best field goal percentage by a rookie kicker since the 1970 NFL-AFL Merger (min. 15 att.). He has continued his excellence with the Bolts, making 67-of-71 career attempts (94.4 pct.). Dicker's 94.4 career field goal percentage is the best within the first three seasons of a career among kickers with at least 50 field goal attempts.

FIELD GOAL PCT., FIRST THREE SEASONS, MIN. 50 ATTEMPTS, NFL, SINCE 1970

Rank	Team/s	Player	Field Goal Pct. (Made-Att.)
1.	Phi./LAC	K Cameron Dicker	94.4 (67-71)
2.	Dal.	K Brandon Aubrey	93.0 (53-57)
3.	Dal.	K Dan Bailey	90.8 (89-98)
4.	Bal.	K Justin Tucker	89.8 (97-108)
5.	K.C.	K Harrison Butker	89.7 (96-107)

CAMERON DICKER

DICKER MATCHES FRANCHISE RECORDS

To open scoring in the second quarter against Arizona, **Cameron Dicker** made a 59-yard field goal to give the Bolts a 3-0 lead. Dicker's field goal marked a career-long for the Texas product and matched a franchise record set by K Michael Badgley on Dec. 9, 2018 against Cincinnati.

Dicker was good from 50-plus twice, scoring again from 50 yards in the second quarter marking his second career game with multiple 50-yard field goals. The feat matched a single-game franchise record for 50-plus yard field goals. He is one of only two Chargers to accomplish the feat, joining John Carney who also did so twice.

Dicker ended the game going five-for-five in field goals for 15 points.

LONG FIELD GOAL, CHARGERS HISTORY

Rank	Game	Player	FG
1	Oct. 21, 2024 at Ari.	K Cameron Dicker	59
	Dec. 9, 2018 vs. Cin.	K Michael Badgley	59
3.	Dec. 21, 2008 at T.B.	K Nate Kaeding	57
4.	Nov. 6, 2023 at NYJ	K Cameron Dicker	55
	Oct. 22, 2023 at K.C.	K Cameron Dicker	55
	Nov. 29, 2009 vs. K.C.	K Nate Kaeding	55

SEASONS FOR THE AGES

In 10 games played with the Bolts in 2022, **Cameron Dicker** made 19-of-20 field goal attempts (95.0 pct.). It set the best single-season field goal percentage in team history among players with at least 15 field goal attempts.

In 2023, Dicker made 31-of-33 field goals (93.9 pct.), good for the second-best single-season field goal percentage in franchise history (min. 15 att.).

In 2024, Dicker has made 15-of-16 field goals (93.8 pct.) to rank third in single-season field goal percentage in franchise history.

FIELD GOAL PCT., MIN. 15 ATTEMPTS, SINGLE SEASON, CHARGERS HISTORY

Rank	Season	Player	Field Goal Pct. (Made-Att.)
1.	2022	K Cameron Dicker	95.0 (19-20)
2.	2023	K Cameron Dicker	93.9 (31-33)
3.	2024	K Cameron Dicker	93.8 (15-16)
	2018	K Michael Badgley	93.8 (15-16)
5.	2013	K Nick Novak	91.9 (34-37)
6.	2009	K Nate Kaeding	91.4 (32-35)
7.	1990	K John Carney	90.5 (19-21)

DICKER'S KICKS BY VENUE & SURFACE

REGULAR-SEASON KICKING BY VENUE

Stadium*	GP	FGM	FGA	Pct.	1-19	20-29	30-39	40-49	50+	Lg	XPM	XPA	Pts
Acrisure Stadium	1	1	1	100.0	0-0	1-1	0-0	0-0	0-0	28	1	1	4
Allegiant Stadium	2	3	3	66.7	0-0	0-0	2-2	0-0	0-1	37	5	5	11
Bank of America Stadium	1	2	2	100.0	0-0	0-0	0-0	2-2	0-0	46	2	3	8
Empower Field at Mile High	3	8	9	88.9	0-0	1-1	3-3	2-2	2-3	52	4	4	28
GEHA Field at Arrowhead Stadium	1	1	1	100.0	0-0	0-0	0-0	0-0	1-1	55	2	2	5
Gillette Stadium	1	2	2	100.0	0-0	0-0	2-2	0-0	0-0	38	2	2	6
Lambeau Field	1	2	2	100.0	0-0	2-2	0-0	0-0	0-0	26	2	2	8
Levi's Stadium	1	3	3	100.0	0-0	1-1	0-0	2-2	0-0	47	1	1	10
Lucas Oil Stadium	1	2	2	100.0	0-0	2-2	0-0	0-0	0-0	24	2	2	8
Mercedes-Benz Superdome	1	2	2	100.0	0-0	0-0	2-2	0-0	0-0	37	2	2	8
MetLife Stadium	1	2	2	100.0	0-0	0-0	1-1	0-0	1-1	55	3	3	9
Nissan Stadium	1	3	3	100.0	0-0	1-1	2-2	0-0	0-0	33	1	1	10
SoFi Stadium	15	29	30	96.7	0-0	8-8	4-4	12-12	5-6	53	33	33	120
State Farm Stadium	3	8	8	100.0	0-0	3-3	0-0	3-3	2-2	59 [^]	4	4	13
U.S. Bank Stadium	1	0	1	0.0	0-0	0-0	0-0	0-0	0-1	—	4	4	4
Totals	34	67	71	94.4	0-0	19-19	16-16	21-21	11-15	59[^]	66	67	267
<i>Artificial Surfaces</i>	<i>22</i>	<i>42</i>	<i>44</i>	<i>95.5</i>	<i>0-0</i>	<i>11-11</i>	<i>11-11</i>	<i>14-14</i>	<i>6-8</i>	<i>55</i>	<i>47</i>	<i>48</i>	<i>173</i>
<i>Grass Surfaces</i>	<i>12</i>	<i>25</i>	<i>27</i>	<i>92.6</i>	<i>0-0</i>	<i>8-8</i>	<i>5-5</i>	<i>7-7</i>	<i>5-7</i>	<i>59[^]</i>	<i>19</i>	<i>19</i>	<i>94</i>

POSTSEASON KICKING BY VENUE

Stadium*	GP	FGM	FGA	Pct.	1-19	20-29	30-39	40-49	50+	Lg	XPM	XPA	Pts
TIAA Bank Field	1	3	4	75.0	0-0	2-2	0-0	0-1	1-1	50	3	3	12
Totals	1	3	4	75.0	0-0	2-2	0-0	0-1	1-1	50	3	3	12
<i>Artificial Surfaces</i>	<i>0</i>	<i>0</i>	<i>0</i>	<i>—</i>	<i>0-0</i>	<i>0-0</i>	<i>0-0</i>	<i>0-0</i>	<i>0-0</i>	<i>—</i>	<i>0</i>	<i>0</i>	<i>0</i>
<i>Grass Surfaces</i>	<i>1</i>	<i>3</i>	<i>4</i>	<i>75.0</i>	<i>0-0</i>	<i>2-2</i>	<i>0-0</i>	<i>0-1</i>	<i>1-1</i>	<i>50</i>	<i>3</i>	<i>3</i>	<i>12</i>

*Current or most recent name of venue when operational | [^] Franchise record

OTHER PLAYER NOTES

McCONKEY AND VIDAL SCORE IN DEBUTS

In Week 1, **WR Ladd McConkey** made his NFL debut and led the team with five receptions for 39 yards (7.8 avg.), including a 10-yard touchdown catch in the fourth quarter to put the game away. He was the 10th Charger in history to haul in a touchdown pass in an NFL debut.

Four weeks later, **RB Kimani Vidal** made his NFL debut and hauled in a 38-yard touchdown on his first career reception. He became the 11th Charger ever to have a touchdown catch in a debut and the first Bolts running back since 1977 (Hank Bauer) to record a receiving touchdown on his first career reception.

CHARGERS WITH RECEIVING TOUCHDOWN IN NFL DEBUT, SINCE 1970

Game	Player	Rec.	Rec. TD
Oct. 13, 2024 at Den.	RB Kimani Vidal	2	1
Sept. 8, 2024 vs. L.V.	WR Ladd McConkey	5	1
Sept. 11, 2022 vs. L.V.	FB Zander Horvath	2	1
Oct. 4, 2020 at T.B.	WR Tyron Johnson	1	1
	TE Donald Parham Jr.	1	1
Sept. 8, 2002 at Cin.	TE Josh Norman	1	1
Aug. 31, 1997 at N.E.	TE Freddie Jones	4	1
Sept. 1, 1991 at Pit.	WR Shawn Jefferson	3	1
Sept. 7, 1981 vs. Cle.	RB James Brooks	2	1
Sept. 3, 1978 at Sea.	WR John Jefferson	3	2
Sept. 19, 1971 vs. K.C.	RB Mike Montgomery	3	1

McCONKEY MAKES HIS MARK

Through the first six games of his career, **WR Ladd McConkey** paces the team in receptions (24) and receiving yards (265), while ranking No. 2 with a pair of touchdown grabs. He has a chance to set a team record for receptions within the first seven games of a career.

RECEPTIONS, FIRST SIX CAREER GAMES, CHARGERS HISTORY

Rank	Season	Player	Receptions
1.	1971	WR Billy Parks	29
2.	2013	WR Keenan Allen [†]	26
3.	2024	WR Ladd McConkey [^]	24
4.	2014	RB Branden Oliver	21
	1979	TE Kellen Winslow	21
6.	1994	WR Mark Seay	20
7.	2016	TE Hunter Henry [†]	19
	1997	TE Freddie Jones	19
9.	2015	WR Javontee Herndon	18
10.	1978	WR John Jefferson [†]	17

**Pro Bowl Selection*

†Professional Football Writers of America All-Rookie

^Team has played five games in 2024 season

POONA PICKS HIS FIRST PASS

In the fourth quarter of the Week 1 victory, **DL Poona Ford** hauled in a pass deflected by **OLB Khalil Mack** for his first career interception. Ford is the first defensive lineman in the NFL with a pick this season and was just the second defensive lineman to have a tackle for loss, interception and multiple pass breakups in a single game since tackles for loss began being tracked in 2008.

INTERIOR DEFENSIVE LINEMEN WITH TACKLE FOR LOSS, INTERCEPTION AND MULTIPLE PASSES DEFENSED, SINGLE GAME, NFL, SINCE 2008

Game	Team	Player	TFL	INT	PD
Sept. 8, 2024 vs. L.V.	LAC	DL Poona Ford	1	1	2
Jan. 1, 2012 vs. NYJ	Mia.	DL Randy Starks	1	2	2

CAREER NUMBERS AGAINST SAINTS

97 JOEY BOSA OLB

REGULAR SEASON DEFENSE

Date	Opp.	Res.	GP/GS	Tot	Solo	Asst	Sks	Yds	TFL	QBH	INT	Yds	Lg	TD	PD	FF	FR	Yds
10/12/20	at N.O.	L (OT)	1/0	1	1	0	1.0	5	1	2	0	0	—	0	0	0	0	0
Totals		0-1	1/0	1	1	0	1.0	5	1	2	0	0	—	0	0	0	0	0

81 WILL DISSLY TE

REGULAR SEASON RECEIVING

Date	Opp.	Res.	GP/GS	Rec.	Yds	Avg.	Lg	TD
9/30/19	N.O.	L	1/1	6	62	10.3	25	1
10/25/21	N.O.	L	1/0	0	0	0.0	—	0
10/9/22	at N.O.	L	1/1	2	21	10.5	15	0
Totals		0-3	3/2	8	83	10.4	25	1

48 BUD DUPREE OLB

REGULAR SEASON DEFENSE

Date	Opp.	Res.	GP/GS	Tot	Solo	Asst	Sks	Yds	TFL	QBH	INT	Yds	Lg	TD	PD	FF	FR	Yds
12/23/18	at N.O.	L	1/0	2	2	0	0.0	0	0	1	0	0	—	0	0	0	0	0
11/14/21	N.O.	W	1/0	0	0	0	0.0	0	0	0	0	0	—	0	0	0	0	0
11/26/23	N.O.	W	1/1	1	1	0	0.0	0	1	0	0	0	—	0	0	0	0	0
1/7/24	at N.O.	L	1/1	1	1	0	1.0	5	0	0	0	0	—	0	0	1	0	0
Totals		2-2	4/2	4	4	0	1.0	5	1	1	0	0	—	0	0	1	0	0

43 TROY DYE LB

REGULAR SEASON DEFENSE

Date	Opp.	Res.	GP/GS	Tot	Solo	Asst	Sks	Yds	TFL	QBH	INT	Yds	Lg	TD	PD	FF	FR	Yds
10/2/22	at N.O.	W	1/0	1	0	1	0.0	0	0	0	0	0	—	0	0	0	0	0
11/12/23	N.O.	W	1/0	4	2	2	0.0	0	0	0	0	0	—	0	0	0	0	0
Totals		2-0	2/0	5	2	3	0.0	0	0	0	0	0	—	0	0	0	0	0

87 SIMI FEHOKO WR

REGULAR SEASON RECEIVING

Date	Opp.	Res.	GP/GS	Rec.	Yds	Avg.	Lg	TD
10/25/21	N.O.	W	1/0	0	0	0.0	—	0
Totals		1-0	1/0	0	0	0.0	—	0

95 POONA FORD DL

REGULAR SEASON DEFENSE

Date	Opp.	Res.	GP/GS	Tot	Solo	Asst	Sks	Yds	TFL	QBH	INT	Yds	Lg	TD	PD	FF	FR	Yds
9/22/19	N.O.	L	1/1	2	1	1	0.0	0	0	0	0	0	—	0	0	0	0	0
10/25/21	N.O.	L	1/1	6	3	3	0.0	0	1	0	0	0	—	0	0	0	0	0
10/9/22	at N.O.	L	1/1	3	1	2	0.0	0	0	0	0	0	—	0	0	0	0	0
Totals		0-3	3/3	11	5	6	0.0	0	1	0	0	0	—	0	0	0	0	0

56 MORGAN FOX DL

REGULAR SEASON DEFENSE

Date	Opp.	Res.	GP/GS	Tot	Solo	Asst	Sks	Yds	TFL	QBH	INT	Yds	Lg	TD	PD	FF	FR	Yds
11/26/17	N.O.	W	1/0	0	0	0	0.0	0	0	0	0	0	—	0	0	0	0	0
9/15/19	N.O.	W	1/0	0	0	0	0.0	0	0	0	0	0	—	0	0	0	0	0
9/19/21	N.O.	W	1/1	2	1	1	0.5	4.5	0	3	0	0	—	0	0	0	0	0
1/2/22	at N.O.	L	1/1	4	0	4	0.0	0	0	0	0	0	—	0	0	0	0	0
Totals		3-1	4/2	6	1	5	0.5	4.5	0	3	0	0	—	0	0	0	0	0

7 KRISTIAN FULTON CB

REGULAR SEASON DEFENSE

Date	Opp.	Res.	GP/GS	Tot	Solo	Asst	Sks	Yds	TFL	QBH	INT	Yds	Lg	TD	PD	FF	FR	Yds
11/14/21	N.O.	W	1/1	2	1	1	0.0	0	0	0	0	0	—	0	2	0	0	0
9/10/23	at N.O.	L	1/1	2	2	0	0.0	0	0	0	0	0	—	0	0	0	0	0
Totals		1-1	2/2	4	3	1	0.0	0	0	0	0	0	—	0	2	0	0	0

CAREER NUMBERS AGAINST SAINTS

32 **ALOHI GILMAN** **S**

REGULAR SEASON DEFENSE

Date	Opp.	Res.	GP/GS	Tot	Solo	Asst	Sks	Yds	TFL	QBH	INT	Yds	Lg	TD	PD	FF	FR	Yds
10/12/20	at N.O.	L	1/0	0	0	0	0.0	0	0	0	0	0	—	0	0	0	0	0
Totals		0-1	1/0	0	0	0	0.0	0	0	0	0	0	—	0	0	0	0	0

8 **TAYLOR HEINICKE** **QB**

REGULAR SEASON PASSING

Date	Opp.	Res.	GP/GS	Cmp	Att	Pct.	Yds	Y/A	TD	INT	Lg	Sacks	Yds Lost	Rating
10/10/21	N.O.	L	1/1	20	41	48.8	248	6.05	0	2	27	2	6	47.6
Totals		0-1	1/1	20	41	48.8	248	6.05	0	2	27	2	6	47.6

REGULAR SEASON RUSHING

Date	Opp.	Res.	GP/GS	Att	Yds	Avg.	Lg	TD
10/10/21	N.O.	L	1/1	5	40	8.0	16	0
Totals		0-1	1/1	5	40	8.0	16	0

10 **JUSTIN HERBERT** **QB**

REGULAR SEASON PASSING

Date	Opp.	Res.	GP/GS	Cmp	Att	Pct.	Yds	Y/A	TD	INT	Lg	Sacks	Yds Lost	Rating
10/12/20	at N.O.	L	1/1	20	34	58.5	264	7.76	4	0	64t	3	25	122.7
Totals		0-1	1/1	20	34	58.5	264	7.76	4	0	64t	3	25	122.7

REGULAR SEASON RUSHING

Date	Opp.	Res.	GP/GS	Att	Yds	Avg.	Lg	TD
10/12/20	at N.O.	L	1/1	4	8	2.0	5	0
Totals		0-1	1/1	4	8	2.0	5	0

88 **HAYDEN HURST** **TE**

REGULAR SEASON RECEIVING

Date	Opp.	Res.	GP/GS	Rec.	Yds	Avg.	Lg	TD
10/21/18	N.O.	L	1/0	0	0	—	—	0
11/22/20	at N.O.	L	1/1	0	0	—	—	0
12/6/20	N.O.	L	1/1	1	9	9.0	9	0
11/7/21	at N.O.	W	1/1	2	16	8.0	16	0
1/9/22	N.O.	L	1/0	1	33	33.0	33	0
10/16/22	at N.O.	W	1/1	3	21	7.0	9	0
9/18/23	N.O.	L	1/1	3	20	6.7	9	0
Totals		2-5	7/5	10	99	9.9	33	0

52 **KHALIL MACK** **OLB**

REGULAR SEASON DEFENSE

Date	Opp.	Res.	GP/GS	Tot	Solo	Asst	Sks	Yds	TFL	QBH	INT	Yds	Lg	TD	PD	FF	FR	Yds
9/11/16	at N.O.	W	1/1	7	4	3	0.0	0	0	0	0	0	—	0	0	0	0	0
10/20/19	N.O.	L	1/1	8	8	0	0.0	0	0	1	0	0	—	0	0	0	0	0
11/1/20	N.O.	L (OT)	1/1	5	2	3	1.0	8	1	0	0	0	—	0	0	1	0	0
Totals		1-2	3/3	20	14	6	1.0	8	1	1	0	0	—	0	0	1	0	0

22 **ELIJAH MOLDEN** **DB**

REGULAR SEASON DEFENSE

Date	Opp.	Res.	GP/GS	Tot	Solo	Asst	Sks	Yds	TFL	QBH	INT	Yds	Lg	TD	PD	FF	FR	Yds
11/14/21	N.O.	W	1/0	4	1	3	0.0	0	0	0	0	0	—	0	0	0	0	0
9/10/23	at N.O.	L	1/0	8	6	2	0.0	0	0	0	0	0	—	0	1	0	0	0
Totals		1-1	2/0	12	7	5	0.0	0	0	0	0	0	—	0	1	0	0	0

6 **DENZEL PERRYMAN** **LB**

REGULAR SEASON DEFENSE

Date	Opp.	Res.	GP/GS	Tot	Solo	Asst	Sks	Yds	TFL	QBH	INT	Yds	Lg	TD	PD	FF	FR	Yds
10/2/16	N.O.	L	1/1	4	1	3	0.0	0	0	0	0	0	—	0	0	0	0	0
10/12/20	at N.O.	L	1/0	1	0	1	0.0	0	0	0	0	0	—	0	0	0	0	0
10/30/22	at N.O.	L	1/1	8	6	2	0.0	0	1	0	0	0	—	0	0	0	0	0
Totals		0-3	3/2	13	7	6	0.0	0	1	0	0	0	—	0	0	0	0	0

CAREER NUMBERS AGAINST SAINTS

16	JK SCOTT	P								
REGULAR SEASON PUNTING										
Date	Opp.	Res.	GP	Punt	Blk	Yds.	Avg.	Lg	TB	I20
9/27/20	at N.O.	W	1	1	0	38	38.0	38	0	0
Totals		1-0	1	1	0	38	38.0	38	0	0

83	ERIC TOMLINSON	TE						
REGULAR SEASON RECEIVING								
Date	Opp.	Res.	GP/GS	Rec.	Yds	Avg.	Lg	TD
12/17/17	at N.O.	L	1/1	0	0	0.0	—	0
Totals		0-1	1/1	0	0	0.0	—	0

90	TEAIR TART	DL																
REGULAR SEASON DEFENSE																		
Date	Opp.	Res.	GP/GS	Tot	Solo	Asst	Sks	Yds	TFL	QBH	INT	Yds	Lg	TD	PD	FF	FR	Yds
9/10/23	at N.O.	L	1/1	5	3	2	0.0	0	1	0	0	0	—	0	0	0	0	0
Totals		0-1	1/1	5	3	2	0.0	0	1	0	0	0	—	0	0	0	0	0

2024 LOS ANGELES CHARGERS OFFENSIVE STATISTICS

2024 NATIONAL FOOTBALL LEAGUE

LOS ANGELES CHARGERS: WON 3, LOST 3

DATE	RESULT	OPPONENT	TIME/ATTEND	RUSHING	ATT	YDS	AVG	LONG	TD								
W1- 9/8	W 22-10	LAS VEGAS	70,240	Dobbins	95	478	5.0	61	3								
W2- 9/15	W 26-3	at Carolina	70,145	Edwards	38	113	3.0	10	0								
W3- 9/22	L 10-20	at Pittsburgh	66,734	Herbert	20	34	1.7	13	0								
W4- 9/29	L 10-17	KANSAS CITY	70,240	Davis	5	31	6.2	10	0								
W6- 10/13	W 23-16	at Denver	70,743	Vidal	7	21	3.0	7	0								
W7- 10/21	L 15-17	at Arizona	64,357	Haskins	7	18	2.6	5	0								
W8- 10/27		NEW ORLEANS	4:05pm ET	Johnston	2	4	2.0	4	0								
W9- 11/3		at Cleveland	1:00pm ET	Reagor (LG)	1	-1	-1.0	-1	0								
W10- 11/10		TENNESSEE	4:05pm ET	Reagor (TM)	1	-1	-1.0	-1	0								
W11- 11/17		CINCINNATI	4:25pm ET	TEAM	175	698	4.0	61	3								
W12- 11/25		BALTIMORE	8:15pm ET	OPPONENTS	144	667	4.6	44t	3								
W13- 12/1		at Atlanta	1:00pm ET	RECEIVING	REC	YDS	AVG	LONG	TD								
W14- 12/8		at Kansas City	8:20pm ET	McConkey	24	265	11.0	37	2								
W15- 12/15		TAMPA BAY	4:25pm ET	Dissly	21	192	9.1	22	0								
W16- 12/22		DENVER	4:05pm ET	Palmer	13	171	13.2	26	0								
W17- 12/29		at New England	1:00pm ET	Johnston	14	164	11.7	29t	3								
W18- 1/5		at Las Vegas	1:00pm ET	Fehoko	6	106	17.7	30	0								
				Dobbins	15	76	5.1	14	0								
TEAM TOTALS		TEAM	OPPONENTS	Hurst	6	59	9.8	27	0								
FIRST DOWNS	96	96	Vidal	3	49	16.3	38t	1									
Rushing	36	35	Reagor (LG)	1	41	41.0	41	0									
Passing	54	52	Reagor (TM)	1	41	41.0	41	0									
Penalty	6	9	Smartt	2	41	20.5	31	0									
3rd Downs	37-87 (42.5%)	27-74 (36.5%)	Davis	1	8	8.0	8	0									
4th Downs	1-2 (50.0%)	3-7 (42.9%)	Matlock	1	7	7.0	7	0									
AVG. POSSESSION PER 60 MINS	32:12	27:48	Tomlinson	1	7	7.0	7	0									
TOTAL NET YARDS	1802	1772	Edwards	1	2	2.0	2	0									
Avg. Per Game	300.3	295.3	TEAM	109	1188	10.9	41	6									
Total Plays	356	336	OPPONENTS	120	1192	9.9	55t	6									
Avg. Per Play	5.1	5.3	INTERCEPTIONS	INT	YDS	AVG	LONG	TD									
NET YARDS RUSHING	698	667	Molden	2	28	14.0	25	0									
Avg. Per Game	116.3	111.2	Fulton	1	29	29.0	29	0									
Attempts	175	144	Tart	1	4	4.0	4	0									
NET YARDS PASSING	1104	1105	Ford	1	3	3.0	3	0									
Avg. Per Game	184.0	184.2	Dupree	1	0	0.0	0	0									
Sacked/Yards Lost	15/84	13/87	TEAM	6	64	10.7	29	0									
Gross Yards	1188	1192	OPPONENTS	1	0	0.0	0	0									
Att-Comp	109-166 (65.7%)	120-179 (67.0%)	PUNTING	TOT	YDS	AVG	NET	TB	IN20	LONG	BLK						
Had Intercepted	1	6	Scott	29	1363	47	42	3	11	63	0						
PUNTS/AVERAGE	29/47.0	28/48.0	TEAM	29	1363	47	42	3	11	63	0						
PUNTS/NET AVERAGE	29/42.0	28/45.3	OPPONENTS	28	1343	48	45.3	1	17	64	0						
PENALTIES/YARDS	34/262	29/212	PUNT RETURNS	RET	FC	YDS	AVG	LONG	TD								
FUMBLES/LOST	9/3	5/4	Davis	5	12	55	11.0	18	0								
TOUCHDOWNS	9	9	McConkey	0	2	0	---	0	0								
Rushing	3	3	Reagor (LG)	0	1	0	---	0	0								
Passing	6	6	Reagor (TM)	0	1	0	---	0	0								
Returns	0	0	TEAM	5	15	55	11.0	18	0								
SCORE BY PERIOD	Q1	Q2	Q3	Q4	OT	TOT	OPPONENTS	9	9	86	9.6	21	0				
TEAM	36	36	12	22	0	106	KICKOFF RETURNS	RET	YDS	AVG	LONG	TD					
OPPONENTS	7	21	9	46	0	83	Davis	4	85	21.3	35	0					
							TEAM	4	85	21.3	35	0					
							OPPONENTS	7	194	27.7	31	0					
SCORING	TOT	RU	PA	RT	XP1	XP2	FG	SAF	PTS	FIELD GOALS	<20	20-29	30-39	40-49	50+	TOT	
Dicker	0	0	0	0	7/8	0	15/16	0	52	Dicker	0/0	5/5	1/1	5/5	4/5	15/16	
Dobbins	3	3	0	0	0/0	0	0/0	0	18	TEAM	0/0	5/5	1/1	5/5	4/5	15/16	
Johnston	3	0	3	0	0/0	0	0/0	0	18	OPPONENTS	0/0	0/0	6/6	1/2	0/2	7/10	
McConkey	2	0	2	0	0/0	0	0/0	0	12	FIELD GOAL ATTEMPTS							
Vidal	1	0	1	0	0/0	0	0/0	0	6	Dicker: W1-53G,25G,24G; W2-46G,42G; W3-28G; W4-50G,55N; W6-20G,33G,46G; W7-59G,50G,28G,47G,40G							
Defensive 2-Pt Runback:	TM- 0;	OPP- 0															
Safety On Try After TD:	TM- 0;	OPP- 0															
TEAM	9	3	6	0	7/8	0-1	15/16	0	106	TEAM: W1-53G,25G,24G; W2-46G,42G; W3-28G; W4-50G,55N; W6-20G,33G,46G; W7-59G,50G,28G,47G,40G; W8-; W9-; W10-; W11-; W12-; W13-; W14-; W15-; W16-; W17-; W18-							
OPPONENTS	9	3	6	0	8/8	0-1	7/10	0	83	OPPONENTS: W1-49N,32G; W2-38G; W3-62N,38G,30G; W4-65N,37G; W6-40G; W7-32G; W8-; W9-; W10-; W11-; W12-; W13-; W14-; W15-; W16-; W17-; W18-							
SACKS																	
Mack- 2.5; Bosa- 2.0; Dupree- 2.0; Fox- 1.5; Gilman- 1.0; James- 1.0; Perryman- 1.0; Dye- 0.5; Still- 0.5; (Team)- 1.0; TM- 13.0; OPP- 15.0																	
FUMBLES/LOST																	
Herbert- 4/1; Reagor (LG)- 1/1; Reagor (TM)- 1/1; Tart- 1/1; Bozeman- 1/0; Fulton- 1/0; McConkey- 1/0; TM- 9/3; OPP- 5/4																	
PASSING	ATT	COMP	YDS	COMP%	YDS/ATT	TD	TD%	INT	INT%	LONG	SAC/LST	RATING					
Herbert	164	107	1164	65.2	7.10	6	3.7	1	0.6	41	12/56	95.7					
Heinicke	2	2	24	100.0	12.00	0	0.0	0	0.0	18	3/28	116.7					
TEAM	166	109	1188	65.7	7.16	6	3.6	1	0.6	41	15/84	96.2					
OPPONENTS	179	120	1192	67.0	6.66	6	3.4	6	3.4	55t	13/87	82.9					

2024 LOS ANGELES CHARGERS DEFENSIVE STATISTICS

Official Press Box Totals — Confirmed by league review.

Player	— Tackles —					— Fumbles —						
	Total	Solo	Asst.	Sacks	Yards	TFLs	QB Hits	Interceptions	Passes Def.	Forced	Recoveries	
Daiyan Henley	41	28	13	0	0	2	0	0	2	0	0	
Denzel Perryman	39	28	11	1	7	2	3	0	0	0	0	
Derwin James	32	21	11	1	6	3	1	0	2	0	0	
Alohi Gilman	28	16	12	1	0	0	0	0	2	0	0	
Elijah Molden	21	12	9	0	0	0	0	2	2	0	1	
Khalil Mack	20	9	11	2.5	17	2	5	0	5	1	1	
Kristian Fulton	16	12	4	0	0	2	0	1	3	0	0	
Otito Ogbornia	15	6	9	0	0	0	0	0	0	0	0	
Tuli Tuipulotu	14	6	8	0	0	2	1	0	1	1	0	
Asante Samuel	13	11	2	0	0	0	0	0	2	0	0	
Poona Ford	13	6	7	0	0	1	2	1	3	0	0	
Ja'Sir Taylor	12	9	3	0	0	1	0	0	1	0	1	
Cam Hart	11	9	2	0	0	0	0	0	1	1	0	
Tarheeb Still	11	7	4	0.5	4.5	0	1	0	1	0	0	
Junior Colson	11	6	5	0	0	0	0	0	1	0	0	
Morgan Fox	10	8	2	1.5	16	1	3	0	0	0	0	
Joey Bosa	9	7	2	2	14	2	3	0	0	1	0	
Tear Tart	9	2	7	0	0	0	2	1	1	0	1	
Bud Dupree	8	5	3	2	8	2	2	1	2	0	0	
A.J. Finley	5	3	2	0	0	0	0	0	0	0	0	
Troy Dye	3	1	2	0.5	4.5	0	1	0	0	0	0	
Deane Leonard	1	1	0	0	0	0	0	0	1	0	0	
Scott Matlock	1	0	1	0	0	0	0	0	1	0	0	
Totals	343	213	130	12	77	20	24	6	31	4	4	
<i>Defensive Backs</i>	<i>150</i>	<i>101</i>	<i>49</i>	<i>2.5</i>	<i>10.5</i>	<i>6</i>	<i>2</i>	<i>3</i>	<i>15</i>	<i>1</i>	<i>2</i>	
<i>Linebackers</i>	<i>94</i>	<i>63</i>	<i>31</i>	<i>1.5</i>	<i>11.5</i>	<i>4</i>	<i>4</i>	<i>0</i>	<i>3</i>	<i>0</i>	<i>0</i>	
<i>Outside Linebackers</i>	<i>51</i>	<i>27</i>	<i>24</i>	<i>6.5</i>	<i>39</i>	<i>8</i>	<i>11</i>	<i>1</i>	<i>8</i>	<i>3</i>	<i>1</i>	
<i>Defensive Line</i>	<i>48</i>	<i>22</i>	<i>26</i>	<i>1.5</i>	<i>16</i>	<i>2</i>	<i>7</i>	<i>2</i>	<i>5</i>	<i>0</i>	<i>1</i>	

SPECIAL TEAMS TACKLES

Player	Total Tackles
Deane Leonard	3
Troy Dye	2
Semi Fehoko	2
Daiyan Henley	2
Elijah Molden	2
Junior Colson	1
Hassan Haskins	1
Cam Hart	1
Shaquille Quarterman	1
A.J. Finley	1
Tuli Tuipulotu	1
Stone Smart	1
Totals	18

2024 GAME SUMMARIES

WEEK 1 vs. LAS VEGAS



**RAIDERS 10
CHARGERS 22**

Sunday, Sept. 8, 2024
SoFi Stadium — Inglewood, Calif.



GAME STATISTICS

TEAM	1	2	3	4	OT	F
Las Vegas	7	0	0	3	—	10
L.A. Chargers	3	3	3	13	—	22

SCORING SUMMARY

Team	Q	Time	Play
Chargers	1	4:22	C.Dicker 53 yd. Field Goal
Raiders	1	0:45	A.Mattison 31 yd. pass from G.Minshew (D.Carlson kick)
Chargers	2	0:26	C.Dicker 25 yd. Field Goal
Chargers	3	9:08	C.Dicker 24 yd. Field Goal
Chargers	4	14:55	J.Dobbins 12 yd. run (C.Dicker kick)
Raiders	4	10:30	D.Carlson 32 yd. Field Goal
Chargers	4	3:40	L.McConkey 10 yd. pass from J.Herbert (run failed)

TEAM STATISTICS

	LV	LAC
FIRST DOWNS:	14	11
TOTAL NET YARDS:	296	316
NET RUSHING YARDS:	71	176
NET PASSING YARDS:	225	140
PENALTIES/YARDS:	2-15	7-50
3RD DOWN EFFICIENCY (%):	5-14 (35.7%)	4-15 (26.7%)
PUNTS/AVERAGE:	5-53.0	7-47.4
SACKS/YARDS:	1-4	4-32
FUMBLES/LOST:	2-2	0-0
POINTS OFF TURNOVERS:	0	3
AVG. DRIVE START:	OWN 28	OWN 35
TIME OF POSSESSION:	31:44	28:16

INDIVIDUAL TOP PERFORMERS



PASSING

	CMP	ATT	YDS	TD	INT	RT
Herbert	17	26	144	1	0	95.1
G.Minshew II	25	33	257	1	1	95.1

RUSHING

	ATT	YDS	AVG	LG	TD
J.Dobbins	10	135	13.5	61	1
G.Edwards	11	26	2.4	10	0
Z.White	13	44	3.4	12	0
A.Mattinson	5	19	3.8	7	0

RECEIVING

	REC	YDS	AVG	LG	TD
L.McConkey	5	39	7.8	11	1
Q.Johnston	3	38	12.7	16	0
J.Dobbins	3	4	1.3	3	0
H.Hurst	2	33	16.5	27	0
B.Bowers	6	58	9.7	26	0
D.Adams	5	59	11.8	23	0
A.Mattison	4	43	10.8	31	1
J.Meyers	3	61	20.3	33	0

TACKLES (SOLO) - LAC: J.Bosa 7 (6), D.James 7 (6), A.Samuel 6 (5);
LV: R.Spillane 10 (7), C.Wilkins 5 (4), M.Epps 5 (3).

SACKS - LAC: K.Mack 1.5-10, J.Bosa 1-6, TEAM 1-10, M.Fox 0.5-6;
LV: M.Crosby 1-4.

INTERCEPTIONS - LAC: P.Ford 1-0-0; **LV:** None.

STARTERS

WR.....L.McConkey	OLB.....K.Mack	WR....T.Tucker	DEC.Snowden
FB/DL S.Matlock	DL.....P.Ford	TE.....M.Mayer	DEM.Crosby
LTR.Slater	DL....O.Ogbonnia	LTK.Miller	DT.....J.Jenkins
RG.....Z.Johnson	OLB.....J.Bosa	LG.....C.Whitehair	DT.....C.Wilkins
C.....B.Bozeman	LB.....D.Henley	C.....A.James	DT.....A.Butler
RG....T.Pipkins	LB....D.Perryman	RG.....D.Parham	LB.....D.Deablo
RTJ.Alt	CBK.Fulton	RTT.Munford	LB.....R.Spillane
TE.....W.Dissly	CBA.Samuel	WR....D.Adams	CBJ.Jones
WR....J.Palmer	DBJ.Taylor	WR....J.Meyers	CBN.Hobbs
QB.....H.Herbert	S.....A.Gilman	QB.....G.Minshew II	S.....T.Moehrig
RB.....G.Edwards	S.....D.James	RB....Z.White	S.....M.Epps

WEEK 2 AT CAROLINA



**CHARGERS 26
PANTHERS 3**

Sunday, Sept. 15, 2024
Bank of America Stadium — Charlotte, N.C.



GAME STATISTICS

TEAM	1	2	3	4	OT	F
L.A. Chargers	6	14	3	3	—	26
Carolina	0	0	3	0	—	3

SCORING SUMMARY

Team	Q	Time	Play
Chargers	1	9:20	Q.Johnston 29 yd. pass from J.Herbert (kick failed, wl)
Chargers	2	4:16	Q.Johnston 5 yd. pass from J.Herbert (C.Dicker kick)
Chargers	2	2:01	J.Dobbins 43 yd. run (C.Dicker kick)
Panthers	3	12:18	E.Pineiro 38 yd. Field Goal
Chargers	3	9:03	C.Dicker 46 yd. Field Goal
Chargers	4	11:02	C.Dicker 42 yd. Field Goal

TEAM STATISTICS

	LAC	CAR
FIRST DOWNS:	21	7
TOTAL NET YARDS:	349	159
NET RUSHING YARDS:	219	90
NET PASSING YARDS:	130	69
PENALTIES/YARDS:	3-15	9-90
3RD DOWN EFFICIENCY (%):	9-16 (56.3%)	1-12 (8.0%)
PUNTS/AVERAGE:	3-32.0	7-44.4
SACKS/YARDS:	2-15	1-0
FUMBLES/LOST:	1-1	0-0
POINTS OFF TURNOVERS:	7	0
AVG. DRIVE START:	OWN 35	OWN 28
TIME OF POSSESSION:	36:18	23:42

INDIVIDUAL TOP PERFORMERS



PASSING

	CMP	ATT	YDS	TD	INT	RT
J.Herbert	14	20	130	2	1	100.0
B.Young	18	26	84	0	1	57.2

RUSHING

	ATT	YDS	AVG	LG	TD
J.Dobbins	17	131	7.7	43	1
G.Edwards	18	59	3.3	6	0
C.Hubbard	10	64	6.4	23	0
M.Sanders	7	20	2.9	6	0

RECEIVING

	REC	YDS	AVG	LG	TD
Q.Johnston	5	51	10.2	29	2
W.Dissly	3	29	9.7	15	0
L.McConkey	2	26	13.0	15	0
J.Palmer	2	19	9.5	11	0
C.Hubbard	4	12	3.0	5	0
T.Tremble	3	23	7.7	12	0
Dio.Johnson	3	15	5.0	7	0
M.Sanders	3	5	1.7	5	0

TACKLES (SOLO) - LAC: D.Henley 9 (5), D.Perryman 7 (5), D.James 6 (2);
CAR: S.Thompson 14 (8), J.Jewell 11 (8), A.Robinson 6 (6).

SACKS - LAC: D.Perryman 1-7, J.Bosa 1-8; **CAR:** Dj.Johnson 0.5-0, J.Peevy 0.5-0.

INTERCEPTIONS - LAC: E.Molden 1-3-0; **CAR:** J.Horn 1-0-0.

STARTERS

WR....Q.Johnston	OLB.....K.Mack	WR....D.Hopkins	DL.....D.Autro
TE.....H.Hurst	DL.....P.Ford	LTA.Dillard	DT.....T.Tartt
WR....D.Davis	DL....O.Ogbonnia	LG.....X.Newman-Johnson	DT.....J.Simmon
LTR.Slater	OLB.....J.Bosa	C.....A.Brewer	DT.....K.Peko
LG....Z.Johnson	LB.....D.Henley	RG....D.Brunskill	LB.....A.AI-Shair
C.....B.Bozeman	LB....D.Perryman	RTC.Hubbard	LB.....J.Gibbens
RG....T.Pipkins	CBK.Fulton	TE.....C.Okonkwo	DB.....H.Landry
RTJ.Alt	CBA.Samuel	WR....T.Burks	CBE.Molden
TE.....W.Dissly	DBJ.Taylor	WR....N.Westbrook-Ikhine	CBR.McCreary
QB.....J.Herbert	S.....D.James	QB.....R.Tannehill	S...S.Murphy-Bunting
RB....J.Dobbins	S.....E.Moldem	RB....D.Henry	S.....K.Buard

2024 GAME SUMMARIES

WEEK 3 AT PITTSBURGH

WEEK 4 vs. KANSAS CITY



CHARGERS 10 STEELERS 20

Sunday, Sept. 22, 2024
Acrisure Stadium – Pittsburgh, Pa.



CHIEFS 17 CHARGERS 10

Sunday, Sept. 29, 2024
SoFi Stadium – Inglewood, Calif.



GAME STATISTICS

TEAM	1	2	3	4	OT	F
L.A. Chargers	7	3	0	0	—	10
Pittsburgh	0	7	3	10	—	20

SCORING SUMMARY

Team	Q	Time	Play
Chargers	1	2:46	Q.Johnston 27 yd. pass from J.Herbert (C.Dicker kick)
Steelers	2	10:17	J.Fields 5 yd. run (C.Boswell kick)
Chargers	2	3:13	C.Dicker 28 yd. Field Goal (12-60, 7:04)
Steelers	3	9:05	C.Boswell 38 yd. Field Goal (12-50, 5:55)
Steelers	4	14:14	C.Boswell 30 yd. Field Goal (12-73, 6:26)
Steelers	4	7:02	C.Austin 55 yd. pass from J.Fields (C.Boswell kick)

TEAM STATISTICS

	LAC	PIT
FIRST DOWNS:	10	20
TOTAL NET YARDS:	168	346
NET RUSHING YARDS:	107	232
NET PASSING YARDS:	225	140
PENALTIES/YARDS:	7-69	3-15
3RD DOWN EFFICIENCY (%):	3-11 (27.3%)	7-14 (50.0%)
PUNTS/AVERAGE:	7-50.0	3-52.0
SACKS/YARDS:	2-13	5-42
FUMBLES/LOST:	2-0	0-0
POINTS OFF TURNOVERS:	0	0
AVG. DRIVE START:	OWN 24	OWN 30
TIME OF POSSESSION:	26:09	33:51

INDIVIDUAL TOP PERFORMERS



PASSING

	CMP	ATT	YDS	TD	INT	RT		CMP	ATT	YDS	TD	INT	RT
Herbert	12	18	125	1	0	105.1	Fields	25	32	245	1	1	96.0
Heinicke	2	2	24	0	0	116.7							

RUSHING

	ATT	YDS	AVG	LG	TD		ATT	YDS	AVG	LG	TD
J.Dobbins	15	44	2.9	13	0	N.Harris	18	70	3.9	21	0
G.Edwards	3	9	3.0	6	0	C.Patterson	4	33	8.3	14	0

RECEIVING

	REC	YDS	AVG	LG	TD		REC	YDS	AVG	LG	TD
L.McConkey	3	44	14.7	18	0	G.Pickens	5	57	11.4	27	0
W.Dissly	3	19	6.3	7	0	N.Harris	5	16	3.2	8	0
J.Dobbins	3	10	3.3	6	0	C.Austin	4	95	23.8	55	2
Q.Johnston	2	44	22.0	27	1	P.Freiermuth	4	33	8.3	15	0

TACKLES (SOLO) – LAC: D.Henley 12 (9), D.Perryman 9 (6), D.James 8 (5);
PIT: P.Queen 8 (4), D.Elliott 5 (4), D.Jackson 5 (2).

SACKS – LAC: D.James 1-6, K.Mack 1-7; **PIT:** Ni.Herbig 2-15, E.Roberts 1-9, Ca.Heyward 1-10, T.Watt 1-8.

INTERCEPTIONS – LAC: B.Dupree 1-0-0; **PIT:** None.

STARTERS

WR..... L.McConkey	OLB..... K.Mack	TE..... P.Freiermuth	ROLB... A.Highsmith
TE..... W.Dissly	DL..... O.Ogbonnia	LT..... D.Moore	DT.... Ca.Heyward
LT..... R.Slater	DL..... P.Ford	LG..... S.Anderson	NT..... K.Benton
RG..... Z.Johnson	OLB..... J.Bosa	C..... Z.Frazier	DE L.Ogunjobi
C..... B.Bozeman	LB..... D.Henley	RG..... J.Daniels	LOLB..... T.Watt
RG..... T.Pipkins	LB..... D.Perryman	RT..... B.Jones	LILB P.Queen
RT..... J.Alt	CB..... K.Fulton	WR..... V.Jefferson	RILB... E.Roberts
WR..... Q.Johnston	CB..... A.Samuel	WR..... G.Pickens	RCB..... J.Porter
QB..... J.Herbert	S..... E.Molden	WR..... C.Patterson	FS... M.Fitzpatrick
FB..... S.Matlock	S..... A.Gilman	QB..... J.Fields	SS..... D.Elliott
RB..... J.Dobbins	S..... D.James	RB..... N.Harris	LCB D.Jackson

GAME STATISTICS

TEAM	1	2	3	4	OT	F
Kansas City	0	7	3	7	—	17
L.A. Chargers	10	0	0	0	—	10

SCORING SUMMARY

Team	Q	Time	Play
Chargers	1	6:16	L.McConkey 7 yd. pass from J.Herbert (C.Dicker kick)
Chargers	1	3:53	C.Dicker 50 yd. Field Goal
Chiefs	2	4:06	X.Worthy 54 yd. pass from P.Mahomes (H.Butker kick)
Chiefs	3	6:26	H.Butker 37 yd. Field Goal
Chiefs	4	6:04	S.Perine 2 yd. run (H.Butker kick)

TEAM STATISTICS

	KC	LAC
FIRST DOWNS:	16	12
TOTAL NET YARDS:	329	224
NET RUSHING YARDS:	101	55
NET PASSING YARDS:	228	169
PENALTIES/YARDS:	5-40	9-51
3RD DOWN EFFICIENCY (%):	9-16 (56.3%)	4-13 (30.8%)
PUNTS/AVERAGE:	4-50.0	6-53.0
SACKS/YARDS:	2-10	3-17
FUMBLES/LOST:	1-1	2-0
POINTS OFF TURNOVERS:	10	0
AVG. DRIVE START:	OWN 29	OWN 27
TIME OF POSSESSION:	29:08	30:52

INDIVIDUAL TOP PERFORMERS



PASSING

	CMP	ATT	YDS	TD	INT	RT		CMP	ATT	YDS	TD	INT	RT
J.Herbert	16	27	179	1	0	91.4	P.Mahomes	19	29	245	1	1	89.0

RUSHING

	ATT	YDS	AVG	LG	TD		ATT	YDS	AVG	LG	TD
J.Dobbins	14	32	2.3	12	0	K.Hunt	14	69	4.9	10	0
G.Edwards	6	19	3.2	5	0	S.Perine	5	14	2.8	4	1

RECEIVING

	REC	YDS	AVG	LG	TD		REC	YDS	AVG	LG	TD
L.McConkey	5	67	13.4	37	1	T.Kelce	7	89	12.7	38	0
J.Palmer	3	36	12.0	26	0	N.Gray	4	40	10.0	29	0
J.Dobbins	3	30	10.0	14	0	X.Worthy	3	73	24.3	54	1
W.Dissly	2	24	12.0	22	0	Ju.Watson	2	27	13.5	17	0

TACKLES (SOLO) – LAC: D.Perryman 8 (6), E.Molden 8 (5), D.Henley 7 (4);
KC: D.Tranquill 10 (7), T.McDuffie 6 (3), B.Cook 5 (4).

SACKS – LAC: B.Dupree 2-8, T.Dye 0.5-4.5, T.Still 0.5-4.5; **KC:** C.Jones 2-10.

INTERCEPTIONS – LAC: K.Fulton 1-29-0; **KC:** None.

STARTERS

TE..... W.Dissly	OLB..... K.Mack	TE..... T.Kelce	DE G.Karlaftis
LT..... J.Salyer	DL..... O.Ogbonnia	WR..... R.Rice	DT..... C.Jones
LG..... Z.Johnson	DL..... P.Ford	LT..... W.Morris	DE..... M.Pennel
C..... B.Bozeman	OLB... T.Tuipulotu	LG..... J.Thuney	OLB... F.Anudike-Uzomah
RG..... S.Mustipher	LB..... D.Henley	C..... C.Humphrey	LB..... N.Bolton
RT..... T.Pipkins	LB..... D.Perryman	RG..... T.Smith	LB..... D.Tranquill
FB..... S.Matlock	CB..... K.Fulton	RT..... J.Taylor	LB..... L.Chenail
WR..... Q.Johnston	CB..... A.Samuel	WR..... X.Worthy	CB..... T.McDuffie
WR..... L.McConkey	DB..... T.Still	WR..... Ju.Watson	CB..... Ja.Watson
QB..... J.Herbert	S..... A.Gilman	QB..... P.Mahomes	S..... J.Reid
RB..... J.Dobbins	S..... E.Molden	FB..... C.Steele	S..... B.Cook

2024 GAME SUMMARIES

WEEK 6 AT DENVER



CHARGERS 23 BRONCOS 16

Sunday, Oct. 13, 2024

Empower Field at Mile High – Denver, Colo.



GAME STATISTICS

TEAM	1	2	3	4	OT	F
L.A. Chargers	10	10	3	0	—	23
Denver	0	0	0	16	—	16

SCORING SUMMARY

Team	Q	Time	Play
Chargers	1	9:26	C.Dicker 20 yd. Field Goal
Chargers	1	4:59	K.Vidal 38 yd. pass from J.Herbert (C.Dicker kick)
Chargers	2	6:21	C.Dicker 33 yd. Field Goal
Chargers	2	1:00	J.Dobbins 4 yd. run (C.Dicker kick)
Chargers	3	2:35	C.Dicker 46 yd. Field Goal
Broncos	4	10:06	T.Franklin 2 yd. pass from B.Nix
Broncos	4	5:22	C.Sutton 15 yd. pass from B.Nix (pass failed)
Broncos	4	0:59	W.Lutz 40 yd. Field Goal

TEAM STATISTICS

	LAC	DEN
FIRST DOWNS:	22	17
TOTAL NET YARDS:	350	316
NET RUSHING YARDS:	128	110
NET PASSING YARDS:	222	206
PENALTIES/YARDS:	3-20	7-37
3RD DOWN EFFICIENCY (%):	11-18 (61.1%)	3-11 (27.3%)
PUNTS/AVERAGE:	4-39.8	5-46.6
SACKS/YARDS:	2-10	3-15
FUMBLES/LOST:	1-0	1*1
POINTS OFF TURNOVERS:	10	0
AVG. DRIVE START:	OWN 34	OWN 25
TIME OF POSSESSION:	37:23	23:37

INDIVIDUAL TOP PERFORMERS



PASSING

	CMP	ATT	YDS	TD	INT	RT
Herbert	21	34	237	1	0	92.4
Nix	19	33	216	2	1	84.9

RUSHING

	ATT	YDS	AVG	LG	TD
J.Dobbins	25	96	3.8	20	1
D.Davis	2	14	7.0	10	0
B.Nix	6	61	10.2	21	0
J.Williams	6	23	3.8	13	0

RECEIVING

	REC	YDS	AVG	LG	TD
L.McConkey	4	43	10.8	15	0
W.Dissly	4	26	6.5	20	0
Q.Johnston	3	22	7.3	8	0
S.Fehoko	2	44	22.0	30	0
D.Vele	4	78	19.5	37	0
C.Sutton	4	53	13.3	20	1
J.Williams	3	15	4.3	10	0
T.Franklin	2	31	15.5	29	1

TACKLES (SOLO) – LAC: A.Gilman 10 (6), D.Perryman 6 (5), D.Henley 4 (2); **DEN:** B.Jones 12 (11), Z.Allen 8 (5), C.Barton 8 (1).

SACKS – LAC: A.Gilman 1-0, M.Fox 1-10; **DEN:** N.Bonitto 1-8, J.Strnad 1-0, Z.Allen 0.5-3.5, J.Cooper, 0.5-3.5.

INTERCEPTIONS – LAC: E.Molden 1-25-0; **DEN:** None.

STARTERS

WR.... L.McConkey	OLB.....K.Mack	WR.... T.Franklin	OLB..... N.Bonitto
TE..... H.Hurst	DL.....O.Ogbonnia	WR.... D.Vele	DE ... J.Franklin-Myers
LT..... R.Slater	DL.....O.Ogbonnia	LT..... G.Bolles	NT..... D.Jones
RG..... Z.Johnson	OLB...T.Tuipulotu	LG..... B.Powers	DE..... Z.Allen
C..... B.Bozeman	LB.....D.Henley	C..... A.Forsyth	ILB..... C.Barton
RG..... T.Pipkins	LB..... D.Perryman	RG..... Q.Meinerz	SLB..... J.Cooper
RT..... J.Alt	CB..... K.Fulton	RT..... M.Pearl	ILB..... J.Strnad
WR.... Q.Johnston	CB..... T.Still	WR.... C.Sutton	LCB...P.Surtain
QB.... J.Herbert	CB..... C.Hart	TE.... A.Trautman	RCB..... R.Moss
FB.... S.Matlock	S..... A.Gilman	QB.... B.Nix	S..... B.Jones
RB.... J.Dobbins	S..... D.James	RB.... J.Williams	S..... P.Locke

WEEK 7 AT ARIZONA



CHARGERS 15 CARDINALS 17

Monday, Oct. 21, 2024

State Farm Stadium – Glendale, Ariz.



GAME STATISTICS

TEAM	1	2	3	4	OT	F
L.A. Chargers	0	6	3	6	—	15
Arizona	0	7	0	10	—	17

SCORING SUMMARY

Team	Q	Time	Play
Chargers	2	11:59	C.Dicker 59 yd. Field Goal
Cardinals	2	5:40	G.Dortch 5 yd. pass from K.Murray (C.Ryland kick)
Chargers	2	0:00	C.Dicker 50 yd. Field Goal
Chargers	3	0:40	C.Dicker 28 yd. Field Goal
Cardinals	4	14:14	K.Murray 44 yd. run (C.Ryland kick)
Chargers	4	12:09	C.Dicker 47 yd. Field Goal
Chargers	4	1:54	C.Dicker 40 yd. Field Goal
Cardinals	4	0:00	C.Ryland 32 yd. Field Goal

TEAM STATISTICS

	LAC	ARI
FIRST DOWNS:	20	22
TOTAL NET YARDS:	395	326
NET RUSHING YARDS:	59	181
NET PASSING YARDS:	336	145
PENALTIES/YARDS:	5-57	3-15
3RD DOWN EFFICIENCY (%):	6-14 (42.9%)	2-7 (28.6%)
PUNTS/AVERAGE:	2-37.5	4-44.5
SACKS/YARDS:	3-13	0-0
FUMBLES/LOST:	3-2	1-0
POINTS OFF TURNOVERS:	0	0
AVG. DRIVE START:	OWN 21	OWN 25
TIME OF POSSESSION:	34:14	25:46

INDIVIDUAL TOP PERFORMERS



PASSING

	CMP	ATT	YDS	TD	INT	RT
J.Herbert	27	39	349	0	0	97.1
K.Murray	14	26	145	1	1	67.0

RUSHING

	ATT	YDS	AVG	LG	TD
J.Dobbins	14	40	2.9	11	0
K.Videl	3	10	3.3	7	0
J.Conner	19	101	5.3	14	0
K.Murray	6	64	10.7	44	1

RECEIVING

	REC	YDS	AVG	LG	TD
W.Dissly	8	81	10.1	18	0
L.McConkey	5	46	9.2	21	0
J.Palmer	4	63	15.8	24	0
S.Fehoko	3	45	15.0	25	0
T.McBride	5	51	10.2	14	0
M.Harrison	3	21	7.0	10	0
J.Conner	2	51	25.5	33	0
Mi.Wilson	1	15	15.0	15	0

TACKLES (SOLO) – LAC: D.James 8 (5), C.Hart 7 (6), A.Gilman 5 (3); **ARI:** K.White 10 (3), M.Melton 9 (8), B.Baker 8 (4).

SACKS – LAC: None; **ARI:** N.Jones 1.0-8, D.Stills 1-1, B.Stille 1-4.

INTERCEPTIONS – LAC: T.Tart 1-4-0; **ARI:** None.

STARTERS

WR.... J. Palmer	OLB.....K.Mack	WR.... M.Harrison	NT..... R.Lopez
WR.... L.McConkey	DL.....P.Ford	TE.... T.McBride	DT..... L.Collier
WR.... S.Fehoko	DL.....O.Ogbonnia	LT..... P.Johnson	OLB...D.Gardeck
LT..... R.Slater	OLB...M.Fox	LG..... E.Brown	ILB.....K.White
LG.... Z.Johnson	OLB...T.Tuipulotu	C..... H.Froholdt	ILB.... Ma.Wilson
C..... B.Bozeman	LB.....D.Henley	RG.... T.Colon	OLB...Z.Collins
RG.... T.Pipkins	LB..... D.Perryman	RT.... K.Beachum	CB..... S.Thomas
RT.... J.Alt	CB..... C.Hart	TE.... T.Reiman	CB..... G.Williams
TE.... E.Tomlinson	CB..... T.Still	WR.... Mi.Wilson	CB...S.Murphy-Bunting
QB.... J.Herbert	S..... D.James	QB.... K.Murray	S.....J.Thompson
RB.... J.Dobbins	S..... A.Gilman	RB.... J.Conner	S.....B.Baker

2024 LOS ANGELES CHARGERS NUMERICAL ROSTER

ACTIVE ROSTER

No.	Name	Pos.	Ht.	Wt.	Age	Exp.	College	Hometown	How Acq.
0	Daiyan Henley	LB	6-0	225	24	2	Washington State	Los Angeles, Calif.	D3-'23
1	Quentin Johnston	WR	6-2	208	23	2	TCU	Temple, Texas	D1-'23
2	Easton Stick	QB	6-1	224	29	6	North Dakota State	Omaha, Neb.	D5-'19
3	Derwin James Jr.	S	6-2	215	28	7	Florida State	Haines City, Fla.	D1-'18
5	Joshua Palmer	WR	6-1	210	25	4	Tennessee	Brampton, Ontario, Canada	D3a-'21
6	Denzel Perryman	LB	5-11	240	31	10	Miami	Coral Gables, Fla.	UFA (Hou)-'24
7	Kristian Fulton	CB	5-11	197	26	5	Louisiana State	New Orleans, La.	UFA (Ten)-'24
8	Taylor Heinicke	QB	6-1	210	31	7	Old Dominion	Atlanta, Ga.	T (Atl)-'24
10	Justin Herbert	QB	6-6	236	26	5	Oregon	Eugene, Ore.	D1a-'20
11	Cameron Dicker	K	6-1	216	24	3	Texas	Austin, Texas	FA-'22
12	Derius Davis	WR	5-8	165	24	2	TCU	St. Francisville, La.	D4-'23
15	Ladd McConkey	WR	6-0	185	22	R	Georgia	Chatsworth, Ga.	D2-'24
16	JK Scott	P	6-5	208	28	6	Alabama	Denver, Colo.	FA-'22
20	Cam Hart	CB	6-2	207	23	R	Notre Dame	Baltimore, Md.	D5b-'24
22	Elijah Molden	DB	5-10	192	24	4	Washington	West Linn, Ore.	T (Ten)-'24
24	AJ Finley	S	6-0	188	23	2	Mississippi	Mobile, Ala.	FA-'23
25	Junior Colson	LB	6-3	247	21	R	Michigan	Franklin, Tenn.	D3-'24
27	J.K. Dobbins	RB	5-10	215	25	5	Ohio State	La Grange, Texas	UFA (Bal)-'24
28	Hassan Haskins	RB	6-2	228	24	3	Michigan	St. Louis, Mo.	W (Ten)-'23
29	Tarheeb Still	CB	6-1	196	22	R	Maryland	Sicklerville, N.J.	D5a-'24
30	Kimani Vidal	RB	5-8	215	23	R	Troy	Marietta, Ga.	D6-'24
31	Nick Niemann	LB	6-3	234	26	4	Iowa	Sycamore, Ill.	D6a-'21
32	Alohi Gilman	S	5-10	201	27	5	Notre Dame	Laie, Hawaii	D6-'20
35	Dicaprio Bootle	CB	5-10	180	27	2	Nebraska	Miami, Fla.	FA-'24
36	Ja'Sir Taylor	DB	5-10	185	25	3	Wake Forest	Asbury Park, N.J.	D6b-'22
37	Shaun Wade	CB	6-1	195	26	4	Ohio State	Jacksonville, Fla.	FA-'24
43	Troy Dye	LB	6-3	225	28	5	Oregon	Norco, Calif.	UFA (Min)-'24
44	Scott Matlock	FB/DL	6-4	296	24	2	Boise State	Homedale, Idaho	D6-'23
45	Tuli Tuipulotu	OLB	6-3	266	22	2	Southern California	Hawthorne, Calif.	D2-'23
47	Josh Harris	LS	6-1	224	35	13	Auburn	Carrollton, Ga.	UFA (Atl)-'22
48	Bud Dupree	OLB	6-4	269	31	10	Kentucky	Macon, Ga.	FA-'24
52	Khalil Mack	OLB	6-3	269	33	11	Buffalo	Fort Pierce, Fla.	T (Chi)-'22
56	Morgan Fox	DL	6-3	275	30	8	Colorado State-Pueblo	Fountain, Colo.	FA-'22
64	Brenden James	OL	6-5	300	25	4	Nebraska	Austin, Texas	D5-'21
68	Jamaree Salyer	OL	6-4	325	24	3	Georgia	Atlanta, Ga.	D6a-'22
70	Rashawn Slater	T	6-4	315	25	4	Northwestern	Sugar Land, Texas	D1-'21
71	Jordan McFadden	OL	6-2	303	24	2	Clemson	Spartanburg, S.C.	D5-'23
73	Foster Sarell	T	6-6	322	26	3	Stanford	Tacoma, Wash.	FA-'21
75	Bradley Bozeman	C	6-5	325	29	7	Alabama	Roanoke, Ala.	FA-'24
76	Joe Alt	T	6-8	322	21	R	Notre Dame	North Oaks, Minn.	D1-'24
77	Zion Johnson	G	6-3	316	24	3	Boston College	Bowie, Md.	D1-'22
79	Trey Pipkins III	G/T	6-6	307	28	6	Sioux Falls	Apple Valley, Minn.	D3-'19
81	Will Dissly	TE	6-4	265	28	7	Washington	Bozeman, Mont.	FA-'24
82	Brenden Rice	WR	6-3	210	22	R	Southern California	Chandler, Ariz.	D7a-'24
83	Eric Tomlinson	TE	6-6	265	32	8	UTEP	Oklahoma City, Okla.	FA-'24
84	Stone Smartt	TE	6-4	226	26	3	Old Dominion	Sacramento, Calif.	FA-'22
87	Simi Fehoko	WR	6-4	218	26	4	Stanford	Salt Lake City, Utah	PS (Pit)-'23
88	Hayden Hurst	TE	6-4	245	31	7	South Carolina	Jacksonville, Fla.	FA-'24
90	Tearl Tart	DL	6-2	315	27	5	Florida International	Philadelphia, Pa.	FA-'24
92	Justin Eboigbe	DL	6-5	292	23	R	Alabama	Forest Park, Ga.	D4-'24
93	Otito Ogbonnia	DL	6-4	320	24	3	UCLA	Houston, Texas	D5-'22
95	Poona Ford	DL	5-11	310	28	7	Texas	Hilton Head, S.C.	UFA (Buf)-'24
97	Joey Bosa	OLB	6-5	280	29	9	Ohio State	Fort Lauderdale, Fla.	D1-'16

RESERVE/INJURED; DESIGNATED FOR RETURN

No.	Name	Pos.	Ht.	Wt.	Age	Exp.	College	Hometown	How Acq.
9	DJ Chark Jr.	WR	6-3	200	28	7	Louisiana State	Alexandria, La.	FA-'24

RESERVE/INJURED

No.	Name	Pos.	Ht.	Wt.	Age	Exp.	College	Hometown	How Acq.
4	Gus Edwards	RB	6-1	238	29	7	Rutgers	Staten Island, N.Y.	UFA (Bal)-'24
26	Asante Samuel Jr.	CB	5-10	180	25	4	Florida State	Fort Lauderdale, Fla.	D2-'21
33	Deane Leonard	DB	6-0	195	24	3	Mississippi	Calgary, Alberta, Canada	D7a-'22
53	Chris Collins	OLB	6-5	255	24	R	Minnesota	Richmond, Va.	FA-'24
60	Bucky Williams	C/G	6-3	300	24	R	Appalachian State	Ringgold, Ga.	FA-'24
74	Tyler McLellan	T	6-8	355	25	R	Campbell	North Charleston, S.C.	FA-'24
94	Chris Rumph II	OLB	6-2	244	26	4	Duke	Gainesville, Fla.	D4-'21

PRACTICE SQUAD

No.	Name	Pos.	Ht.	Wt.	Age	Exp.	College	Hometown	How Acq.
23	Tony Jefferson	S	5-11	212	32	10	Oklahoma	Chula Vista, Calif.	FA-'24
34	Jaret Patterson	RB	5-8	195	24	2	Buffalo	Glendale, Md.	FA-'23
39	Jaylen Johnson	WR	6-2	194	24	R	East Carolina	Duluth, Ga.	FA-'24
41	Eli Apple	CB	6-1	203	29	9	Ohio State	Philadelphia, Pa.	FA-'24
42	Tucker Fisk	TE	6-4	285	25	2	Stanford	Davis, Calif.	FA-'24
46	McCallan Castles	TE	6-5	252	24	R	Tennessee	South Lake Tahoe, Calif.	FA-'24
51	Jeremiah Jean-Baptiste	LB	6-2	230	23	R	Florida State	Florida City, Fla.	FA-'24
57	Tre'Mon Morris-Brash	OLB	6-2	245	24	R	Central Florida	Richmond, Va.	FA-'24
61	Karsen Barnhart	G	6-5	316	23	R	Michigan	Paw Paw, Mich.	FA-'24
62	Sam Mustipher	C	6-3	306	29	5	Notre Dame	Owings Mills, Md.	FA-'24
65	Alex Leatherwood	T	6-5	312	25	3	Alabama	Pensacola, Fla.	FA-'24
69	CJ Okoye	DL	6-6	315	23	1	-	Abuja, Nigeria	FA (IPP)-'23
86	Dez Fitzpatrick	WR	6-2	208	26	2	Louisville	Farmington Hills, Mich.	FA-'24
89	Jalen Reagor	WR	5-11	197	25	4	TCU	Waxahachie, Texas	FA-'24
91	Christopher Hinton	DL	6-4	310	24	2	Michigan	Johns Creek, Ga.	FA-'22

2024 LOS ANGELES CHARGERS ALPHABETICAL ROSTER

ACTIVE ROSTER

No.	Name	Pos.	Ht.	Wt.	DOB	Exp.	College	Hometown	How Acq.
76	Alt, Joe	T	6-8	322	2/28/03	R	Notre Dame	North Oaks, Minn.	D1-'24
35	Bootle, Dicaprio	CB	5-10	180	9/17/97	2	Nebraska	Miami, Fla.	FA-'24
97	Bosa, Joey	OLB	6-5	280	7/11/95	9	Ohio State	Fort Lauderdale, Fla.	D1-'16
75	Bozeman, Bradley	C	6-5	325	11/24/94	7	Alabama	Roanoke, Ala.	FA-'24
25	Colson, Junior	LB	6-3	247	12/6/02	R	Michigan	Franklin, Tenn.	D3-'24
12	Davis, Derius	WR	5-8	165	9/11/00	2	TCU	St. Francisville, La.	D4-'23
11	Dicker, Cameron	K	6-1	216	5/6/00	3	Texas	Austin, Texas	FA-'22
81	Dissly, Will	TE	6-4	265	7/8/96	7	Washington	Bozeman, Mont.	FA-'24
27	Dobbins, J.K.	RB	5-10	215	12/17/98	5	Ohio State	La Grange, Texas	UFA (Bal)-'24
48	Dupree, Bud	OLB	6-4	269	2/12/93	10	Kentucky	Macon, Ga.	FA-'24
43	Dye, Troy	LB	6-3	225	9/18/96	5	Oregon	Norco, Calif.	UFA (Min)-'24
92	Eboigbe, Justin	DL	6-5	292	4/9/01	R	Michigan	Forest Park, Ga.	D4-'24
87	Fehoko, Simi	WR	6-4	218	11/5/97	4	Stanford	Salt Lake City, Utah	PS (Pit)-'23
24	Finley, AJ	S	6-0	188	9/14/01	2	Mississippi	Mobile, Ala.	FA-'23
95	Ford, Poona	DL	5-11	310	11/19/95	7	Texas	Hilton Head, S.C.	UFA (Buf)-'24
56	Fox, Morgan	DL	6-3	275	9/12/94	8	Colorado State-Pueblo	Fountain, Colo.	FA-'22
7	Fulton, Kristian	CB	5-11	197	9/3/98	5	Louisiana State	New Orleans, La.	UFA (Ten)-'24
32	Gilman, Alohi	S	5-10	201	9/17/97	5	Notre Dame	Laie, Hawaii	D6-'20
47	Harris, Josh	LS	6-1	224	4/27/89	13	Auburn	Carrollton, Ga.	UFA (Atl)-'22
20	Hart, Cam	CB	6-2	207	12/5/00	R	Notre Dame	Baltimore, Md.	D5b-'24
28	Haskins, Hassan	RB	6-2	228	11/26/99	3	Michigan	St. Louis, Mo.	W (Ten)-'24
8	Heinicke, Taylor	QB	6-1	210	3/15/93	7	Old Dominion	Atlanta, Ga.	T (Atl)-'24
0	Henley, Daiyan	LB	6-0	225	11/18/99	2	Washington State	Los Angeles, Calif.	D3-'23
10	Herbert, Justin	QB	6-6	236	3/10/98	5	Oregon	Eugene, Ore.	D1a-'20
88	Hurst, Hayden	TE	6-4	245	8/24/93	7	South Carolina	Jacksonville, Fla.	FA-'24
64	Jaimes, Brenden	OL	6-5	300	5/28/99	4	Nebraska	Austin, Texas	D5-'21
3	James Jr., Derwin	S	6-2	215	8/3/96	7	Florida State	Haines City, Fla.	D1-'18
77	Johnson, Zion	G	6-3	316	11/18/99	3	Boston College	Bowie, Md.	D1-'22
1	Johnston, Quentin	WR	6-2	208	9/6/01	2	TCU	Temple, Texas	D1-'23
52	Mack, Khalil	OLB	6-3	269	2/22/91	11	Buffalo	Fort Pierce, Fla.	T (Chi)-'22
44	Matlock, Scott	FB/DL	6-4	296	6/28/00	2	Boise State	Homedale, Idaho	D6-'23
15	MConkey, Ladd	WR	6-0	185	11/11/01	R	Georgia	Chatsworth, Ga.	D2-'24
71	McFadden, Jordan	OL	6-2	303	11/16/99	2	Clemson	Spartanburg, S.C.	D5-'23
22	Molden, Elijah	DB	5-10	192	1/30/99	4	Washington	West Linn, Ore.	T (Ten)-'24
31	Niemann, Nick	LB	6-3	234	12/2/97	4	Iowa	Sycamore, Ill.	D6a-'21
93	Ogbonnia, Otito	DL	6-4	320	8/25/00	3	UCLA	Houston, Texas	D5-'22
5	Palmer, Joshua	WR	6-1	210	9/22/99	4	Tennessee	Brampton, Ontario, Canada	D3a-'21
6	Perryman, Denzel	LB	5-11	240	12/5/92	10	Miami	Coral Gables, Fla.	UFA (Hou)-'24
79	Pipkins III, Trey	G/T	6-6	307	9/5/96	6	Sioux Falls	Apple Valley, Minn.	D3-'19
82	Rice, Brenden	WR	6-3	210	3/18/02	R	Southern California	Chandler, Ariz.	D7a-'24
68	Salyer, Jamaree	OL	6-4	325	7/13/00	3	Georgia	Atlanta, Ga.	D6a-'22
73	Sarell, Foster	T	6-6	322	8/28/98	3	Stanford	Tacoma, Wash.	FA-'21
16	Scott, JK	P	6-5	208	10/30/95	6	Alabama	Denver, Colo.	FA-'22
70	Slater, Rashawn	T	6-4	315	3/26/99	4	Northwestern	Sugar Land, Texas	D1-'21
84	Smartt, Stone	TE	6-4	226	10/4/98	3	Old Dominion	Sacramento, Calif.	FA-'22
2	Stick, Easton	QB	6-1	224	9/15/95	6	North Dakota State	Omaha, Neb.	D5-'19
29	Still, Tarheeb	CB	6-1	196	6/9/02	R	Maryland	Sicklerville, N.J.	D5a-'24
90	Tart, Teair	DL	6-2	315	2/28/97	5	Florida International	Philadelphia, Pa.	FA-'24
36	Taylor, Ja'Sir	DB	5-10	185	1/8/99	3	Wake Forest	Asbury Park, N.J.	D6b-'22
83	Tomlinson, Eric	TE	6-6	265	4/22/92	8	UTEP	Oklahoma City, Okla.	FA-'24
45	Tuipulotu, Tuli	OLB	6-3	266	9/3/09	2	Southern California	Hawthorne, Calif.	D2-'23
30	Vidal, Kimani	RB	5-8	215	8/28/01	R	Troy	Marietta, Ga.	D6-'24
37	Wade, Shaun	CB	6-1	195	9/15/98	4	Ohio State	Jacksonville, Fla.	FA-'24

RESERVE/INJURED; DESIGNATED FOR RETURN

No.	Name	Pos.	Ht.	Wt.	Age	Exp.	College	Hometown	How Acq.
9	DJ Chark Jr.	WR	6-3	200	28	7	Louisiana State	Alexandria, La.	FA-'24

RESERVE/INJURED

No.	Name	Pos.	Ht.	Wt.	DOB	Exp.	College	Hometown	How Acq.
53	Collins, Chris	OLB	6-5	255	12/14/99	R	Minnesota	Richmond, Va.	FA-'24
4	Edwards, Gus	RB	6-1	238	4/13/95	7	Rutgers	Staten Island, N.Y.	UFA (Bal)-'24
33	Leonard, Deane	DB	6-0	195	11/20/99	3	Mississippi	Calgary, Alberta, Canada	D7a-'22
74	McLellan, Tyler	T	6-8	355	7/21/99	R	Campbell	North Charleston, S.C.	FA-'24
94	Rumph II, Chris	OLB	6-2	244	10/19/98	4	Duke	Gainesville, Fla.	D4-'21
26	Samuel Jr., Asante	CB	5-10	180	10/3/99	4	Florida State	Fort Lauderdale, Fla.	D2-'21
60	Williams, Bucky	C/G	6-3	300	3/20/00	R	Appalachian State	Ringgold, Ga.	FA-'24

PRACTICE SQUAD

No.	Name	Pos.	Ht.	Wt.	DOB	Exp.	College	Hometown	How Acq.
41	Apple, Eli	CB	6-1	203	9/9/95	9	Ohio State	Philadelphia, Pa.	FA-'24
61	Barnhart, Karsen	G	6-5	316	3/2/01	R	Michigan	Paw Paw, Mich.	FA-'24
46	Castles, McCallan	TE	6-5	252	12/3/99	R	Tennessee	South Lake Tahoe, Calif.	FA-'24
42	Fisk, Tucker	TE	6-4	285	1/19/99	2	Stanford	Davis, Calif.	FA-'24
86	Fitzpatrick, Dez	WR	6-2	208	12/17/97	2	Louisville	Farmington Hills, Mich.	FA-'24
91	Hinton, Christopher	DL	6-4	310	9/14/00	2	Michigan	Johns Creek, Ga.	FA-'22
51	Jean-Baptiste, Jeremiah	LB	6-2	230	5/31/01	R	Mississippi	Florida City, Fla.	FA-'24
23	Jefferson, Tony	S	5-11	212	1/27/92	10	Oklahoma	Chula Vista, Calif.	FA-'24
39	Johnson, Jaylen	WR	6-2	194	5/26/00	R	East Carolina	Duluth, Ga.	FA-'24
65	Leatherwood, Alex	T	6-5	312	1/5/99	3	Alabama	Pensacola, Fla.	FA-'24
57	Morris-Brash, Tre'Mon	OLB	6-2	245	9/29/00	R	Central Florida	Richmond, Va.	FA-'24
62	Mustipher, Sam	C	6-3	306	8/13/96	5	Notre Dame	Owings Mills, Md.	FA-'24
69	Okoye, CJ	DL	6-6	315	10/20/01	1	—	Abuja, Nigeria	FA (IPP)-'23
34	Patterson, Jaret	RB	5-8	195	12/23/99	2	Buffalo	Glendale, Md.	FA-'23
89	Reagor, Jalen	WR	5-11	197	1/1/99	4	TCU	Waxahachie, Texas	FA-'24

2024 LOS ANGELES CHARGERS POSITION ROSTER

QUARTERBACKS (3)

No.	Name	Pos.	Ht.	Wt.	Age	Exp.	College	Hometown	How Acq.
2	Easton Stick	QB	6-1	224	29	6	North Dakota State	Omaha, Neb.	D5-'19
8	Taylor Heinicke	QB	6-1	210	31	7	Old Dominion	Atlanta, Ga.	T (Atl)-'24
10	Justin Herbert	QB	6-6	236	26	5	Oregon	Eugene, Ore.	D1a-'20

RUNNING BACKS (4)

No.	Name	Pos.	Ht.	Wt.	Age	Exp.	College	Hometown	How Acq.
27	J.K. Dobbins	RB	5-10	215	25	5	Ohio State	La Grange, Texas	UFA (Bal)-'24
28	Hassan Haskins	RB	6-2	228	24	3	Michigan	St. Louis, Mo.	W (Ten)-'23
30	Kimani Vidal	RB	5-8	215	23	R	Troy	Marietta, Ga.	D6-'24
44	Scott Matlock	FB/DL	6-4	296	24	2	Boise State	Homedale, Idaho	D6-'23

WIDE RECEIVERS (6)

No.	Name	Pos.	Ht.	Wt.	Age	Exp.	College	Hometown	How Acq.
1	Quentin Johnston	WR	6-2	208	23	2	TCU	Temple, Texas	D1-'23
5	Joshua Palmer	WR	6-1	210	25	4	Tennessee	Brampton, Ontario, Canada	D3a-'21
12	Derius Davis	WR	5-8	165	24	2	TCU	St. Francisville, La.	D4-'23
15	Ladd McConkey	WR	6-0	185	22	R	Georgia	Chatsworth, Ga.	D2-'24
82	Brenden Rice	WR	6-3	210	22	R	Southern California	Chandler, Ariz.	D7a-'24
87	Simi Fehoko	WR	6-4	218	26	4	Stanford	Salt Lake City, Utah	PS (Pit)-'23

TIGHT ENDS (4)

No.	Name	Pos.	Ht.	Wt.	Age	Exp.	College	Hometown	How Acq.
81	Will Dissly	TE	6-4	265	28	7	Washington	Bozeman, Mont.	FA-'24
83	Eric Tomlinson	TE	6-6	265	32	8	UTEP	Oklahoma City, Okla.	FA-'24
84	Stone Smartt	TE	6-4	226	25	3	Old Dominion	Sacramento, Calif.	FA-'22
88	Hayden Hurst	TE	6-4	245	31	7	South Carolina	Jacksonville, Fla.	FA-'24

OFFENSIVE LINEMEN (9)

No.	Name	Pos.	Ht.	Wt.	Age	Exp.	College	Hometown	How Acq.
64	Brenden Jaimes	OL	6-5	300	25	4	Nebraska	Austin, Texas	D5-'21
68	Jamaree Salyer	OL	6-4	325	24	3	Georgia	Atlanta, Ga.	D6a-'22
70	Rashawn Slater	T	6-4	315	25	4	Northwestern	Sugar Land, Texas	D1-'21
71	Jordan McFadden	OL	6-2	303	24	2	Clemson	Spartanburg, S.C.	D5-'23
73	Foster Sarell	T	6-6	322	26	3	Stanford	Tacoma, Wash.	FA-'21
75	Bradley Bozeman	C	6-5	325	29	7	Alabama	Roanoke, Ala.	FA-'24
76	Joe Alt	T	6-8	322	21	R	Notre Dame	North Oaks, Minn.	D1-'24
77	Zion Johnson	G	6-3	316	24	3	Boston College	Bowie, Md.	D1-'22
79	Trey Pipkins III	T	6-6	307	28	6	Sioux Falls	Apple Valley, Minn.	D3-'19

DEFENSIVE LINEMEN (6)

No.	Name	Pos.	Ht.	Wt.	Age	Exp.	College	Hometown	How Acq.
44	Scott Matlock	FB/DL	6-4	296	24	2	Boise State	Homedale, Idaho	D6-'23
56	Morgan Fox	DL	6-3	275	30	8	Colorado State-Pueblo	Fountain, Colo.	FA-'22
90	Tearl Tart	DL	6-2	315	27	5	Florida International	Philadelphia, Pa.	FA-'24
92	Justin Eboigbe	DL	6-5	292	23	R	Alabama	Forest Park, Ga.	D4-'24
93	Otito Ogbornia	DL	6-4	320	24	3	UCLA	Houston, Texas	D5-'22
95	Poona Ford	DL	5-11	310	28	7	Texas	Hilton Head, S.C.	UFA (Buf)-'24

LINEBACKERS (5)

No.	Name	Pos.	Ht.	Wt.	Age	Exp.	College	Hometown	How Acq.
0	Daiyan Henley	LB	6-0	225	24	2	Washington State	Los Angeles, Calif.	D3-'23
6	Denzel Perryman	LB	5-11	240	31	10	Miami	Coral Gables, Fla.	UFA (Hou)-'24
25	Junior Colson	LB	6-3	247	21	R	Michigan	Franklin, Tenn.	D3-'24
31	Nick Niemann	LB	6-3	234	26	4	Iowa	Sycamore, Ill.	D6a-'21
43	Troy Dye	LB	6-3	225	28	5	Oregon	Norco, Calif.	UFA (Min)-'24

OUTSIDE LINEBACKERS (4)

No.	Name	Pos.	Ht.	Wt.	Age	Exp.	College	Hometown	How Acq.
45	Tuli Tuipulotu	OLB	6-3	266	22	2	Southern California	Hawthorne, Calif.	D2-'23
48	Bud Dupree	OLB	6-4	269	31	10	Kentucky	Macon, Ga.	FA-'24
52	Khalil Mack	OLB	6-3	269	33	11	Buffalo	Fort Pierce, Fla.	T (Chi)-'22
97	Joey Bosa	OLB	6-5	280	29	9	Ohio State	Fort Lauderdale, Fla.	D1-'16

DEFENSIVE BACKS (10)

No.	Name	Pos.	Ht.	Wt.	Age	Exp.	College	Hometown	How Acq.
3	Derwin James Jr.	S	6-2	215	28	7	Florida State	Haines City, Fla.	D1-'18
7	Kristian Fulton	CB	5-11	197	26	5	Louisiana State	New Orleans, La.	UFA (Ten)-'24
20	Cam Hart	CB	6-2	207	23	R	Notre Dame	Baltimore, Md.	D5b-'24
22	Elijah Molden	DB	5-10	192	24	4	Washington	West Linn, Ore.	T (Ten)-'24
24	AJ Finley	S	6-0	188	23	2	Mississippi	Mobile, Ala.	FA-'23
29	Tarheeb Still	CB	6-1	196	22	R	Maryland	Sicklerville, N.J.	D5a-'24
32	Alohi Gilman	S	5-10	201	27	5	Notre Dame	Laie, Hawaii	D6-'20
35	Dicaprio Bootle	CB	5-10	180	27	2	Nebraska	Miami, Fla.	FA-'24
36	Ja'Sir Taylor	DB	5-10	185	25	3	Wake Forest	Asbury Park, N.J.	D6b-'22
37	Shaun Wade	CB	6-1	195	26	4	Ohio State	Jacksonville, Fla.	FA-'24

SPECIALISTS (3)

No.	Name	Pos.	Ht.	Wt.	Age	Exp.	College	Hometown	How Acq.
11	Cameron Dicker	K	6-1	216	24	3	Texas	Austin, Texas	FA-'22
16	JK Scott	P	6-5	208	28	6	Alabama	Denver, Colo.	FA-'22
47	Josh Harris	LS	6-1	224	35	13	Auburn	Carrollton, Ga.	UFA (Atl)-'22

*FB/DL Scott Matlock is listed both as a running back and defensive lineman

HOW THE 2024 CHARGERS WERE BUILT

YEAR	NFL DRAFT	FREE AGENCY	TRADE/WAIVERS
2016	OLB Joey Bosa (1)		
2017			
2018	S Derwin James Jr. (1)		
2019	T Trey Pipkins III (3) QB Easton Stick (5)		
2020	S Alohi Gilman (6) QB Justin Herbert (1a)		
2021	OL Brenden Jaimes (5) LB Nick Niemann (6a) WR Joshua Palmer (3a) T Rashawn Slater (1)	T Foster Sarell	
2022	G Zion Johnson (1) DB Deane Leonard (7a) DL Otito Ogbornia (5) OL Jamaree Salyer (6a) DB Ja'Sir Taylor (6b)	K Cameron Dicker DL Morgan Fox LS Josh Harris (UFA-Atl) P JK Scott TE Stone Smartt (UDFA)	OLB Khalil Mack (T-Chi)
2023	WR Derius Davis (4) LB Daiyan Henley (3) WR Quentin Johnston (1) FB/DL Scott Matlock (6) OL Jordan McFadden (5) OLB Tuli Tuipulotu (2)	WR Simi Fehoko (PS-Pit) S AJ Finley (UDFA)	
2024	T Joe Alt (1) LB Junior Colson (3) DL Justin Eboigbe (4) CB Cam Hart (5b) WR Ladd McConkey (2) WR Brenden Rice (7a) CB Tarheeb Still (5a) Kimani Vidal (6)	CB Dicaprio Bootle C Bradley Bozeman TE Will Dissly RB J.K. Dobbins (UFA-Bal) OLB Bud Dupree LB Troy Dye (UFA-Min) DL Poona Ford (UFA-Buf) CB Kristian Fulton (UFA-Ten) TE Hayden Hurst LB Denzel Perryman (UFA-Hou) DL Teair Tart TE Eric Tomlinson CB Shaun Wade	RB Hassan Haskins (W-Ten) QB Taylor Heinicke (T-Atl) DB Elijah Molden (T-Ten)

2024 LOS ANGELES CHARGERS COACHES

Head Coach	Jim Harbaugh	Defensive Assistant	Mike Hiestand
Special Teams Coordinator	Ryan Ficken	Wide Receivers	Sanjay Lal
Defensive Coordinator	Jesse Minter	Running Backs	Kiel McDonald
Offensive Coordinator	Greg Roman	Senior Defensive Analyst	Rick Minter
Run Game Coordinator/Tight Ends	Andy Bischoff	Defensive Quality Control	Robert Muschamp
Linebackers	NaVorro Bowman	Safeties	Chris O'Leary
Passing Game Coordinator	Marcus Brady	Defensive Assistant	Dylan Roney
Offensive Quality Control/Wide Receivers	Jeff Carpenter	Offensive Assistant	Phil Serchia
Defensive Backs	Steve Clinkscale	Senior Offensive Assistant	Marc Trestman
Quarterbacks	Shane Day	Assistant Defensive Line	Will Tukuafu
Offensive Line	Mike Devlin	Executive Director of Player Performance	Ben Herbert
Defensive Line	Mike Elston	Head Strength & Conditioning	Jonathan Brooks
Offensive Assistant/Quarterbacks	Jonathan Goodwin	Head Strength & Conditioning	Devin Woodhouse
Assistant Special Teams	Chris Gould	Director of Performance Analytics	Ben Rabe
Assistant Offensive Line	Nick Hardwick	Performance Analyst	Lincoln DeWolf

2024 LOS ANGELES CHARGERS DEPTH CHART

Depth Chart is unofficial and compiled by Chargers Communications

OFFENSE

WR	5	Joshua Palmer	<u>15</u>	<u>Ladd McConkey</u>	12	Derius Davis	
LT	70	Rashawn Slater	73	Foster Sarell			
LG	77	Zion Johnson	71	Jordan McFadden			
C	75	Bradley Bozeman	64	Brenden Jaimes			
RG	79	Trey Pipkins III	68	Jamaree Salyer			
RT	<u>76</u>	<u>Joe Alt</u>	73	Foster Sarell			
TE	88	Hayden Hurst	—OR—	81	Will Dissly	84	Stone Smartt
						83	Eric Tomlinson
WR	1	Quentin Johnston	87	Simi Fehoko	<u>82</u>	<u>Brenden Rice</u>	
QB	10	Justin Herbert	8	Taylor Heinicke	—OR—	2	Easton Stick
FB	44	Scott Matlock					
RB	27	J.K. Dobbins	<u>30</u>	<u>Kimani Vidal</u>	28	Hassan Haskins	

DEFENSE

EDGE	52	Khalil Mack	48	Bud Dupree		
DL	56	Morgan Fox	44	Scott Matlock		
DL	95	Poona Ford	90	Teair Tart		
DL	93	Otito Ogbonnia	<u>92</u>	<u>Justin Eboigbe</u>		
EDGE	97	Joey Bosa	45	Tuli Tuipulotu		
LB	6	Denzel Perryman	<u>25</u>	<u>Junior Colson</u>	31	Nick Niemann
LB	0	Daiyan Henley	43	Troy Dye		
CB	7	Kristian Fulton	<u>29</u>	<u>Tarheeb Still</u>	35	Dicaprio Bootle
S	3	Derwin James Jr.	24	AJ Finley	23	Tony Jefferson
S	32	Alohi Gilman	22	Elijah Molden		
CB	36	Ja'Sir Taylor	<u>20</u>	<u>Cam Hart</u>	37	Shaun Wade

SPECIALISTS

K	11	Cameron Dicker		
P	16	JK Scott		
KO	11	Cameron Dicker		
H	16	JK Scott		
LS	47	Josh Harris		
KR	12	Derius Davis	<u>15</u>	<u>Ladd McConkey</u>
PR	12	Derius Davis	<u>15</u>	<u>Ladd McConkey</u>

NOTE: Rookies are underlined

2024 LOS ANGELES CHARGERS PRONUNCIATION GUIDE

Justin EBOIGBE ee-BOYG-bee	Sam MUSTIPHER MUST-iff-err	JA'SIR Taylor JAH-sear
SIMI FEHOKO SIM-ee fuh-HO-ko	Nick NIEMANN KNEE-min	TULI TUIPULOTU
ALOHI Gilman uh-LOW-hee	OTITO OGBONNIA oh-TEET-oh oh-BONE-yuh TOO-lee TOO-ee-poo-LOW-too
DAIYAN Henley DAY-on	Jamaree SALYER SAL-yur	Kimani VIDAL VIE-dell
Brenden JAIMES HIGH-miss	Foster SARELL SUH-rell	
ZION Johnson ZEYE-uhn	RASHAWN Slater ruh-SHAWN	
TRE'MON Morris-Brash TRAY-mon	TEAIR Tart TEE-air	

2024 TRANSACTIONS BY DATE

Jan. 9	Signed OLB Brevin Allen, DL Jerrod Clark, RB Elijah Dotson, QB Max Duggan, WR Simi Fehoko, CB Matt Hankins, C Brent Laing, DL CJ Okoye and CB Chris Wilcox to Reserve/Future contracts.	Aug. 27	Placed LB Nick Niemann on Reserve/Injured; Designated for Return. Placed OLB Chris Collins, T Tyler McLellan, OLB Chris Rumph II and C/G Bucky Williams on Reserve/Injured. Released TE Donald Parham Jr., and LB Shaq Quarterman. Waived G Karsen Barnhart, TE Luke Benson, DL Jerrod Clark, S Akeem Dent, RB Elijah Dotson, OLB Andrew Farmer II, TE Tucker Fisk, WR Jaelen Gill, LB Frank Ginda, CB Matt Hankins, S Thomas Harper, TE Zach Heins, DL Christopher Hinton, OLB Savion Jackson, LB Jeremiah Jean-Baptiste, WR Cornelius Johnson, WR Jaylen Johnson, CB Robert Kennedy, C Brent Laing, T Alex Leatherwood, LB Shane Lee, OLB Tre'Mon Morris-Brash, DL CJ Okoye, G Willis Patrick, QB Luis Perez, S Jalyn Phillips, TE Isaac Rex, OLB Ty Shelby, RB Isaiah Spiller, CB Zamari Walton and WR Isaiah Wooden.	Sept. 24	Signed LB Blake Lynch and WR Jalen Reagor to practice squad. Released TE Luke Benson and CB Nehemiah Shelton from practice squad.
Jan. 10	Signed RB Jaret Patterson to Reserve/Future contract.			Sept. 25	Placed S Derwin James Jr., on Reserve/Suspended by Commissioner-Less than One Year.
Jan. 11	Signed DL Christopher Hinton to Reserve/Future contract.			Sept. 26	Signed S Tony Jefferson to active roster. Signed G/T Braeden Daniels to practice squad.
March 5	Extended exclusive rights tenders to K Cameron Dicker and T Foster Sarell. Released LB Eric Kendricks.			Sept. 28	Activated Blake Lynch (standard elevation) and C Sam Mustipher (standard elevation) from practice squad.
March 8	Re-signed T Foster Sarell.			Sept. 30	Activated S Derwin James Jr., from Reserve/Suspended by Commissioner-Less than One Year and placed on Exempt/Commissioner Permission. Released S Tony Jefferson. Reverted LB Blake Lynch and C Sam Mustipher to practice squad.
March 12	Waived T Andrew Trainer and CB Amechi Uzodinma.				
March 13	Re-signed S Alohi Gilman. Signed TE Will Dissly. Released WR Mike Williams.	Aug. 28	Claimed RB Hassan Haskins off waivers. Waived S JT Woods. Signed G Karsen Barnhart, TE Luke Benson, OLB Andrew Farmer II, TE Tucker Fisk, CB Matt Hankins, DL Christopher Hinton, LB Jeremiah Jean-Baptiste, WR Cornelius Johnson, WR Jaylen Johnson, CB Robert Kennedy, T Alex Leatherwood, OLB Tre'Mon Morris-Brash, DL CJ Okoye, G Willis Patrick, QB Luis Perez, S Jalyn Phillips, TE Isaac Rex, OLB Ty Shelby, RB Isaiah Spiller, CB Zamari Walton and WR Isaiah Wooden.	Oct. 1	Activated S Derwin James Jr., from Exempt/Commissioner Permission. Signed S Tony Jefferson to practice squad.
March 15	Traded WR Keenan Allen to Chicago for 2024 fourth-round selection.			Oct. 9	Signed CB Nehemiah Shelton to practice squad. Released LB Shaquille Quarterman from practice squad.
March 16	Re-signed QB Easton Stick. Signed RB Gus Edwards, DL Poona Ford and TE Hayden Hurst.			Oct. 12	Activated LB Nick Niemann from Reserve/Injured; Designated for Return. Signed S Tony Jefferson to active roster. Placed RB Gus Edwards and CB Asante Samuel Jr., on Reserve/Injured. Activated CB Dicaprio Bootle (standard elevation) from practice squad.
March 18	Signed C Bradley Bozeman and LB Troy Dye.	Aug. 29	Traded 2026 seventh-round selection to Tennessee for DB Elijah Molden. Traded conditional 2025 seventh-round selection (from Minnesota) to Atlanta for QB Taylor Heinicke. Released S Tony Jefferson. Waived RB Jaret Patterson. Signed TE Eric Tomlinson to practice squad. Released CB Robert Kennedy from practice squad.	Oct. 14	Reverted CB Dicaprio Bottle to practice squad.
March 19	Signed LB Denzel Perryman.			Oct. 15	Signed CB Eli Apple and TE McCallan Castles to practice squad. Released LB Blake Lynch from practice squad.
March 28	Signed CB Kristian Fulton.			Oct. 16	Designated WR DJ Chark Jr., for return from Reserve/Injured.
April 2	Signed FB/TE Ben Mason. Re-signed K Cameron Dicker.	Aug. 30	Signed K Cameron Dicker to contract extension. Signed S Tony Jefferson to practice squad.	Oct. 19	Released S Tony Jefferson. Released CB Nehemiah Shelton from practice squad.
April 18	Signed RB J.K. Dobbins.			Oct. 21	Signed CB Dicaprio Bootle and CB Shaun Wade to active roster. Placed DB Deane Leonard on Reserve/Injured. Signed S Tony Jefferson to practice squad. Activated C Sam Mustipher (standard elevation) and WR Jalen Reagor (standard elevation) from practice squad.
May 6	Signed WR DJ Chark.	Sept. 2	Signed RB Jaret Patterson to practice squad. Released RB Isaiah Spiller from practice squad.		
May 10	Signed G Karsen Barnhart, QB Casey Bauman, TE Luke Benson, LB Junior Colson, S Akeem Dent, WR Jaelen Gill, S Thomas Harper, CB Cam Hart, TE Zach Heins, OLB Savion Jackson, LB Jeremiah Jean-Baptiste, WR Cornelius Johnson, WR Jaylen Johnson, WR Leon Johnson, CB Robert Kennedy, LB Shane Lee, DL Micheal Mason, T Tyler McLellan, OLB Tre'Mon Morris-Brash, G Willis Patrick, S Jalyn Phillips, WR Brenden Rice, T Tyler Smith, CB Tarheeb Still, RB Kimani Vidal, CB Zamari Walton and C/G Bucky Williams.	Sept. 3	Signed WR Dez Fitzpatrick and CB Shaun Wade to practice squad. Released OLB Andrew Farmer II and WR Cornelius Johnson from practice squad.		
May 13	Signed OLB Bud Dupree.	Sept. 7	Signed TE Eric Tomlinson to active roster. Placed WR DJ Chark Jr., on Reserve/Injured. Activated LB Shaquille Quarterman (standard elevation) from practice squad. Released CB Matt Hankins from practice squad with injury settlement. Reverted LB Shaquille Quarterman to practice squad. Signed CB Nehemiah Shelton to practice squad.		
May 14	Signed OLB Chris Collins. Waived OLB Brevin Allen.	Sept. 9	Signed CB Dicaprio Bootle to practice squad.		
May 16	Signed DL Justin Eboigbe.	Sept. 11	Signed CB Dicaprio Bootle to practice squad.		
May 23	Waived T Tyler Smith.	Sept. 14	Activated S Tony Jefferson (standard elevation) and LB Shaquille Quarterman (standard elevation) from practice squad. Reverted S Tony Jefferson and LB Shaquille Quarterman to practice squad.		
May 29	Signed T Alex Leatherwood.	Sept. 16	Activated LB Shaquille Quarterman (standard elevation) from practice squad. Reverted LB Shaquille Quarterman to practice squad.		
June 5	Released C Corey Linsley.	Sept. 21	Activated LB Shaquille Quarterman (standard elevation) from practice squad. Reverted LB Shaquille Quarterman to practice squad.		
June 14	Signed S Tony Jefferson and WR Praise Olatoke.	Sept. 23	Activated S Tony Jefferson (standard elevation) and LB Shaquille Quarterman (standard elevation) from practice squad. Reverted LB Shaquille Quarterman to practice squad.		
June 20	Signed WR Ladd McConkey.				
July 17	Declared Non-Football Illness for LB Junior Colson.				
July 30	Remove LB Junior Colson from Active/Non-Football Illness.				
Aug. 6	Waived OLB Savion Jackson.				
Aug. 7	Signed QB Luis Perez.				
Aug. 12	Signed WR Isaiah Wooden. Waived QB Casey Bauman and WR Praise Olatoke.				
Aug. 13	Signed OLB Savion Jackson and LB Shaq Quarterman. Waived CB Chris Wilcox. Waived/Injured FB/TE Ben Mason.				
Aug. 14	Signed TE Tucker Fisk.				
Aug. 16	Signed DL Teair Tart. Waived S Jalyn Phillips.				
Aug. 19	Signed LB Frank Ginda and S Jalyn Phillips. Waived QB Max Duggan and WR Leon Johnson.				
Aug. 22	Signed TE Isaac Rex. Waived DL Micheal Mason.				

2024 TRANSACTIONS BY PLAYER

Allen, Brevin — OLB

Jan. 9 Signed to Reserve/Future contract
May 14 Waived

Allen, Keenan — WR

March 15 Traded to Chicago

Alt, Joe — T

June 11 Signed

Apple, Eli — CB

Oct. 15 Signed to practice squad

Barnhart, Karsen — G

May 10 Signed

Aug. 27 Waived

Aug. 28 Signed to practice squad

Bauman, Casey — QB

May 10 Signed

Aug. 12 Waived

Benson, Luke — TE

May 10 Signed

Aug. 27 Waived

Aug. 28 Signed to practice squad

Sept. 24 Released from practice squad

Bootle, Dicaprio — CB

Sept. 11 Signed to practice squad

Oct. 12 Activated from practice squad
(standard elevation)

Oct. 14 Reverted to practice squad

Oct. 21 Signed to active roster

Bozeman, Bradley — C

March 18 Signed

Castles, McCallan — TE

Oct. 15 Signed to practice squad

Chark Jr., DJ — WR

May 16 Signed

Sept. 7 Reverted on Reserve/Injured

Oct. 16 Designated for return from Reserve/
Injured

Clark, Jerrod — DL

Jan. 9 Signed to Reserve/Future contract

Aug. 27 Waived

Collins, Chris — OLB

May 14 Signed

Aug. 27 Placed on Reserve/Injured

Colson, Junior — LB

May 10 Signed

July 17 Declared Non-Football Illness

July 30 Passed Physical

Daniels, Braeden — G/T

Sept. 26 Signed to practice squad

Sept. 30 Released from practice squad

Dent, Akeem — S

May 10 Signed

Aug. 27 Waived

Dicker, Cameron — K

March 5 Extended exclusive rights tender

April 2 Re-signed

Aug. 30 Signed contract extension

Dobbins, J.K. — RB

April 18 Signed

Dotson, Elijah — RB

Jan. 9 Signed to Reserve/Future contract

Aug. 27 Waived

Duggan, Max — QB

Jan. 9 Signed to Reserve/Future contract

Aug. 19 Waived

Dupree, Bud — OLB

May 13 Signed

Dye, Troy — LB

March 18 Signed

Eboigbe, Justin — DL

May 16 Signed

Edwards, Gus — RB

March 16 Signed

Oct. 12 Placed on Reserve/Injured

Farmer II, Andrew — OLB

Aug. 27 Waived

Aug. 28 Signed to practice squad

Sept. 3 Released from practice squad

Fehoko, Simi — WR

Jan. 9 Signed to Reserve/Future contract

Fisk, Tucker — TE

Aug. 14 Signed

Aug. 27 Waived

Aug. 28 Signed to practice squad

Fitzpatrick, Dez — WR

Sept. 3 Signed to practice squad

Ford, Poona — DL

March 16 Signed

Fulton, Kristian — CB

April 2 Signed

Gill, Jaelen — WR

May 10 Signed

Aug. 27 Waived

Gilman, Alohi — S

March 13 Re-signed

Ginda, Frank — LB

Aug. 19 Signed

Aug. 27 Waived

Hankins, Matt — CB

Jan. 9 Signed to Reserve/Future contract

Aug. 27 Waived

Aug. 28 Signed to practice squad

Harper, Thomas — S

May 10 Signed

Aug. 27 Waived

Hart, Cam — CB

May 10 Signed

Haskins, Hassan — RB

Aug. 28 Claimed off Waivers

Heinicke, Taylor — QB

Aug. 29 Traded for from Atlanta

Heins, Zach — TE

May 10 Signed

Aug. 27 Waived

Hinton, Christopher — DL

Jan. 11 Signed to Reserve/Future contract

Aug. 27 Waived

Aug. 28 Signed to practice squad

Hurst, Hayden — TE

March 16 Signed

Jackson, Savion — OLB

May 10 Signed

Aug. 6 Waived

Aug. 13 Signed

Aug. 27 Waived

James Jr., Derwin — S

Sept. 25 Placed on Reserve/Suspended By
Commissioner-Less than One Year

Sept. 30 Suspension lifted and granted exempt
status

Oct. 1 Activated from exempt status

Jeon-Baptiste, Jeremiah — LB

May 10 Signed

Aug. 27 Waived

Aug. 28 Signed to practice squad

Jefferson, Tony — S

June 14 Signed

Aug. 29 Released

Aug. 30 Signed to practice squad

Sept. 14 Activated from practice squad
(standard elevation)

Sept. 16 Reverted to practice squad

Sept. 26 Signed to active roster

Sept. 30 Released

Oct. 1 Signed to practice squad

Oct. 12 Signed to active roster

Oct. 19 Released

Oct. 21 Signed to practice squad

Johnson, Cornelius — WR

May 10 Signed

Aug. 27 Waived

Aug. 28 Signed to practice squad

Sept. 3 Released from practice squad

Johnson, Jaylen — WR

May 10 Signed

Aug. 27 Waived

Aug. 28 Signed to practice squad

Johnson, Leon — WR

May 10 Signed

Aug. 19 Waived

Kendricks, Eric — LB

March 5 Released

Kennedy, Robert — CB

May 10 Signed

Aug. 27 Waived

Aug. 28 Signed to practice squad

Aug. 29 Released from practice squad

Laing, Brent — C

Jan. 9 Signed to Reserve/Future contract

Aug. 27 Waived

Chark Jr., DJ — WR

May 16 Signed

Sept. 7 Placed on Reserve/Injured

Leatherwood, Alex — T

May 29 Signed

Aug. 27 Waived

Aug. 28 Signed to practice squad

Lee, Shane — LB

May 10 Signed

Aug. 27 Waived

Linsley, Corey — C

June 5 Released

Lynch, Blake — LB

Sept. 24 Signed to practice squad

Sept. 28 Activated from practice squad
(standard elevation)

Sept. 30 Reverted to practice squad

Oct. 15 Released from practice squad

Mason, Ben — FB/TE

April 2 Signed

Aug. 13 Waived/Injured

Mason, Micheal — DL

May 10 Signed

Aug. 22 Waived

McConkey, Ladd — WR

June 20 Signed

McLellan, Tyler — T

May 10 Signed

Aug. 27 Placed on Reserve/Injured

2024 TRANSACTIONS BY PLAYER

Molden, Elijah — DB

Aug. 29 Traded for from Tennessee

Morris-Brash, Tre'Mon — OLB

May 10 Signed

Aug. 27 Waived

Aug. 28 Signed to practice squad

Mustipher, Sam — C

Aug. 28 Signed to practice squad

Sept. 28 Activated from practice squad (standard elevation)

Sept. 30 Reverted to practice squad

Oct. 21 Activated from practice squad (standard elevation)

Niemann, Nick — LB

Aug. 27 Placed on Reserve/Injured and Designated for return from Reserve/Injured

Oct. 12 Activated from Reserve/Injured; Designated for Return

Okoye, CJ — DL

Jan. 9 Signed to Reserve/Future contract

Aug. 27 Waived

Aug. 28 Signed to practice squad

Olatoke, Praise — WR

June 14 Signed

Aug. 12 Waived

Parham Jr., Donald — TE

Aug. 27 Released

Patrick, Willis — G

May 10 Signed

Aug. 27 Waived

Patterson, Jaret — RB

Jan. 10 Signed to Reserve/Future contract

Aug. 29 Waived

Sept. 2 Signed to practice squad

Perez, Luis — QB

Aug. 7 Signed

Aug. 27 Waived

Perryman, Denzel — LB

March 19 Signed

Phillips, Jalyn — S

May 10 Signed

Aug. 16 Waived

Aug. 19 Signed

Aug. 27 Waived

Quarterman, Shaquille — LB

Aug. 13 Signed

Aug. 27 Waived

Aug. 28 Signed to practice squad

Sept. 7 Activated from practice squad (standard elevation)

Sept. 9 Reverted to practice squad

Sept. 14 Activated from practice squad (standard elevation)

Sept. 16 Reverted to practice squad

Sept. 21 Activated from practice squad (standard elevation)

Sept. 23 Reverted to practice squad

Oct. 9 Released from practice squad

Reagor, Jalen — WR

Sept. 24 Signed to practice squad

Oct. 21 Activated from practice squad (standard elevation)

Rex, Isaac — TE

Aug. 22 Signed

Aug. 27 Waived

Rice, Brenden — WR

May 10 Signed

Rumph II, Chris — OLB

Aug. 27 Placed on Reserve/Injured

Samuel Jr., Asante — CB

Oct. 12 Placed on Reserve/Injured

Sarell, Foster — T

March 5 Extended exclusive rights tender

March 8 Re-signed

Shelby, Ty — OLB

Aug. 27 Waived

Shelton, Nehemiah — CB

Sept. 9 Signed to practice squad

Sept. 24 Released from practice squad

Oct. 9 Signed to practice squad

Oct. 19 Released from practice squad

Smith, Tyler — T

May 10 Signed

May 23 Waived

Spiller, Isaiah — RB

Aug. 27 Waived

Aug. 28 Signed to practice squad

Sept. 2 Released from practice squad

Stick, Easton — QB

March 16 Signed

Still, Tarheeb — CB

May 10 Signed

Tart, Teair — DL

Aug. 16 Signed

Tomlinson, Eric — TE

Aug. 29 Signed to practice squad

Sept. 7 Signed to active roster

Trainer, Andrew — T

March 12 Waived

Uzodinma, Amechi — CB

March 12 Waived

Vidal, Kimani — RB

May 10 Signed

Wade, Shaun — CB

Sept. 3 Signed to practice squad

Oct. 21 Signed to active roster

Walton, Zamari — CB

May 10 Signed

Aug. 27 Waived

Wilcox, Chris — CB

Jan. 9 Signed to Reserve/Future contract

Aug. 13 Waived

Williams, Bucky — C/G

May 10 Signed

Aug. 27 Placed on Reserve/Injured

Williams, Mike — WR

March 13 Released

Wooden, Isaiah — WR

Aug. 12 Signed

Aug. 27 Waived

Woods, JT — S

Aug. 28 Waived

MEDIA INFORMATION



SoFi Stadium

SEATING MAP



CHARGERS.COM

GAME-DAY MEDIA PARKING: Media attending Chargers home games have been assigned reserved areas to park at SoFi Stadium. All parking will be distributed electronically. As a reminder, parking is limited and is being provided as a courtesy.

MEDIA ENTRANCE: All credentialed media must enter through southeast media gate between entries 10 & 11 near Media Will Call and are subject to search procedures. Please be prepared to open all cases and bags for inspection by SoFi Stadium security personnel. All items will be inspected and tagged for security purposes. Please make sure bags are identifiable and limit carry-in items to only what is necessary. Please remove any security tags from prior games.

PRESS WILL CALL
Press Will Call is located at the southeast media gate between entries 10 & 11.

PRESS BOX
Media can access the press box by entering SoFi Stadium through the southeast media gate. Once on the concourse, turn left and walk along the concourse around the South end zone until reaching elevators in the southwest corner of the stadium. Take the elevators up to level 7 to access the press box.

CHARGERS MEDIA SITE
Chargers.com/media is available to assist media with coverage leading up to each game of the 2024 season. The media site contains digital copies of all press materials. Credential requests on the site must be submitted by the sports director, sports editor or photo editor to be considered.

CHARGERS GAME RELEASE
Stats and notes in Los Angeles Chargers Game Releases are found utilizing a variety of sources, including STATS LLC, Sportradar, Stathead and the Elias Sports Bureau.

LOS ANGELES CHARGERS COMMUNICATIONS CONTACTS

NAME	TITLE	EMAIL
Josh Rupprecht	Senior Vice President, Communications & Brand Messaging	Josh.Rupprecht@Chargers.NFL.com
Jennifer Rojas	Vice President, Marketing Communications & Alumni Affairs	Jennifer.Rojas@Chargers.NFL.com
Lauren Georgeson	Senior Manager, Corporate Marketing & Communications	Lauren.Georgeson@Chargers.NFL.com
Brock Anderson	Senior Manager, Football Communications	Brock.Anderson@Chargers.NFL.com
Leonie Strehl	Senior Coordinator, Marketing Communications & Alumni Affairs	Leonie.Strehl@Chargers.NFL.com
Ricky Martinez	Coordinator, Football Communications	Ricky.Martinez@Chargers.NFL.com

***SUPPLEMENTAL
STATS***

ALL-TIME SERIES HISTORY

Franchise	REGULAR SEASON						POSTSEASON					PRESEASON		
	W	L	T	Pct.	PF	PA	W	L	Pct.	PF	PA	W	L	T
Arizona Cardinals ¹	11	5	0	.688	407	318	0	0	—			14	11	0
Atlanta Falcons	4	8	0	.333	170	247	0	0	—			4	2	0
Baltimore Ravens	5	9	0	.357	252	307	1	0	1.000	23	17	0	0	0
Buffalo Bills	24	12	2	.667	938	660	1	2	.333	27	57	0	1	0
Carolina Panthers	2	6	0	.250	135	171	0	0	—			0	0	0
Chicago Bears	7	7	0	.500	279	233	0	0	—			4	3	0
Cincinnati Bengals	22	14	0	.611	871	778	1	1	.500	34	37	0	0	0
Cleveland Browns ²	19	9	1	.672	727	582	0	0	—			1	0	1
Dallas Cowboys	5	8	0	.385	295	296	0	0	—			9	8	0
Denver Broncos	56	72	1	.438	2,755	2,737	0	1	.000	17	24	5	2	0
Detroit Lions	7	6	0	.538	292	304	0	0	—			0	1	0
Green Bay Packers	2	11	0	.154	232	376	0	0	—			2	1	1
Houston Texans	6	3	0	.667	247	192	0	0	—			1	0	0
Indianapolis Colts ³	18	10	0	.643	666	476	2	1	.667	71	76	2	2	0
Jacksonville Jaguars	9	4	0	.692	385	255	0	0	—			0	0	0
Kansas City Chiefs ⁴	57	70	1	.449	2,607	2,861	1	0	1.000	17	0	5	2	0
Las Vegas Raiders ⁵	59	68	2	.465	2,823	2,856	0	1	.000	27	34	7	7	0
Los Angeles Rams ⁶	6	7	0	.462	344	335	0	0	—			20	19	0
Miami Dolphins	15	18	0	.455	753	738	2	2	.500	76	124	3	1	0
Minnesota Vikings	7	8	0	.467	358	369	0	0	—			3	11	1
New England Patriots ⁷	15	24	2	.385	771	976	1	3	.250	112	96	5	2	0
New Orleans Saints	7	6	0	.538	350	264	0	0	—			4	6	0
New York Giants	8	5	0	.615	356	302	0	0	—			5	3	0
New York Jets ⁸	24	12	1	.667	1,057	739	0	2	.000	31	37	4	2	1
Philadelphia Eagles	8	5	0	.615	262	266	0	0	—			3	1	0
Pittsburgh Steelers	9	24	0	.273	626	854	2	1	.667	72	76	1	2	0
San Francisco 49ers	8	7	0	.533	339	396	0	1	.000	26	49	22	27	0
Seattle Seahawks	25	27	0	.481	1,090	1,103	0	0	—			5	13	0
Tampa Bay Buccaneers	8	4	0	.667	331	250	0	0	—			0	0	0
Tennessee Titans ⁹	28	16	1	.636	1,149	985	1	3	.250	50	57	7	3	0
Washington Commanders ¹⁰	5	7	0	.417	259	284	0	0	—			1	0	0
ALL-TIME TOTALS	486	492	11	.497	22,126	21,510	12	18	.400	583	684	137	127	4

Note: Prior to 1972, tie games were not included in winning percentage.

1—Known as St. Louis Cardinals (1960-87) and Phoenix Cardinals (1988-93)

2—Did not play from 1996-98 after relocation to Baltimore, but rejoined as an expansion franchise in 1999

3—Known as Baltimore Colts (1960-83)

4—Known as Dallas Texans (1960-62)

5—Known as Los Angeles Rams (1960-94 and 2016-present) and St. Louis Rams (1995-2015)

6—Known as Boston Patriots (1960-70)

7—Known as Titans of New York (1960-62)

8—Known as Oakland Raiders (1960-81 and 1995-2019) and Los Angeles Raiders (1982-94)

9—Known as Houston Oilers (1960-96) and Tennessee Oilers (1997-98)

10—Known as Washington Redskins (1960-2019) and Washington Football Team (2020-21)

THE LAST TIME . . .

Regular season in regular font | Postseason in italics

RUSHING

200 Yards Rushing, Individual

CHARGERS — LaDainian Tomlinson, Dec. 28, 2003 vs. Oakland (243 yards)
 OPPONENT — Adrian Peterson, Nov. 4, 2007 at Minnesota (296 yards)
 CHARGERS — *Keith Lincoln, AFL Championship,*
Jan. 5, 1964 vs. Boston (206 yards)
 OPPONENT — *Never*

100 Yards Rushing, Individual

CHARGERS — **J.K. Dobbins, Sept. 15, 2024 at Carolina (131 yards)**
 OPPONENT — James Conner, Nov 21, 2024 at Arizona (101 yards)
 CHARGERS — *Darren Sproles, AFC Wild Card,*
Jan. 3, 2009 vs. Indianapolis (105 yards)
 OPPONENT — *Sony Michel, AFC Divisional,*
Jan. 13, 2019 at New England (129 yards)

100 Yards Rushing, One Half, Individual

CHARGERS — **J.K. Dobbins, Sept. 8, 2024 vs. Las Vegas (131 yards in second half)**
 OPPONENT — Daivid Montgomery, Nov 12, 2023 vs. Detroit (102 yards in first half)
 CHARGERS — *Keith Lincoln, AFL Championship,*
Jan. 5, 1964 vs. Boston (176 yards in first half)
 OPPONENT — *Sony Michel, AFC Divisional,*
Jan. 13, 2019 at New England (105 yards in first half)

Two 100-Yard Rushers

CHARGERS — Darren Sproles (122 yards) and LaDainian Tomlinson (116 yards)
 Dec. 16, 2007, vs. Detroit
 OPPONENT — Frank Gore (158 yards) and Colin Kaepernick (151 yards),
 Dec. 20, 2014 at San Francisco
 CHARGERS — *Never*
 OPPONENT — *Never*

Four Touchdowns Rushing, Individual

CHARGERS — LaDainian Tomlinson, Oct. 14, 2007 vs. Oak. (3, 27, 13, 41 yards)
 OPPONENT — *Never*
 CHARGERS — *Never*
 OPPONENT — *Never*

Three Touchdowns Rushing, Individual

CHARGERS — Melvin Gordon, Oct. 15, 2018, at Cleveland (4, 10, 11 yards)
 OPPONENT — Darrel Young, Nov. 3, 2013 at Washington (1, 1, 4 yards)
 CHARGERS — *Never*
 OPPONENT — *Sony Michel, AFC Divisional,*
Jan. 13, 2019 at New England (1, 14, 5 yards)

Two Touchdowns Rushing, Individual

CHARGERS — Austin Ekeler, Nov. 6, 2023 at New York Jets (1, 2 yards)
 OPPONENT — Josh Allen, Dec. 23, 2023 vs. Buffalo (2, 1 yard)
 CHARGERS — *Darren Sproles, AFC Wild Card,*
Jan. 3, 2009 vs. Indianapolis (9, 22 yards)
 OPPONENT — *Sony Michel, AFC Divisional,*
Jan. 13, 2019 at New England (1, 14, 5 yards)

PASSING

500 Yards Passing, Individual

CHARGERS — Philip Rivers, Oct. 18, 2015 at Green Bay (503 yards)
 OPPONENT — *Never*
 CHARGERS — *Never*
 OPPONENT — *Never*

400 Yards Passing, Individual

CHARGERS — Justin Herbert, Sept. 24, 2023 at Minnesota (405 yards)
 OPPONENT — Patrick Mahomes, Oct. 22, 2023 at Kansas City (424 yards)
 CHARGERS — *Dan Fouts, AFC Divisional,*
Jan. 2, 1982 at Miami (433 yards)
 OPPONENT — *Peyton Manning, AFC Divisional,*
Jan. 13, 2008 at Indianapolis (402 yards)

300 Yards Passing, Individual

CHARGERS — Justin Herbert, Oct. 21, 2024 at Arizona (349 yards)
 OPPONENT — Jordan Love, Nov. 19, 2023 at Green Bay (322 yards)
 CHARGERS — *Philip Rivers, AFC Divisional,*
Jan. 13, 2019 at New England (331 yards)
 OPPONENT — *Tom Brady, AFC Divisional,*
Jan. 13, 2019 at New England (343 yards)

Six Touchdown Passes, Individual

CHARGERS — Dan Fouts, Nov. 22, 1981 at Oakland (12, 15, 29, 4, 5, 6 yards)
 OPPONENT — *Never*
 CHARGERS — *Never*
 OPPONENT — *Never*

Five Touchdown Passes, Individual

CHARGERS — Drew Brees, Oct. 31, 2004 vs. Oakland (17, 13, 23, 5, 1 yards)
 OPPONENT — Tom Brady, Oct. 4, 2020 at Tampa Bay (3, 6, 28, 19, 9 yards)
 CHARGERS — *Never*
 OPPONENT — *Never*

Four Touchdown Passes, Individual

CHARGERS — Justin Herbert, Nov. 12, 2023 vs. Detroit (29, 18, 1, 38 yards)
 OPPONENT — Aidan O'Connell, Dec. 14, 2023 at Las Vegas (30, 22, 11, 20 yards)
 CHARGERS — *Never*
 OPPONENT — *Don Strock, AFC Divisional,*
Jan. 2, 1982 at Miami (1, 40, 15, 50 yards)

Three Touchdown Passes, Individual

CHARGERS — Justin Herbert, Nov. 12, 2023 vs. Detroit (29, 18, 1, 38 yards)
 OPPONENT — Aidan O'Connell, Dec. 14, 2023 at Las Vegas (30, 22, 11, 20 yards)
 CHARGERS — *Philip Rivers, AFC Divisional,*
Jan. 13, 2019 at New England (43, 1, 8 yards)
 OPPONENT — *Peyton Manning, AFC Divisional,*
Jan. 13, 2008 at Indianapolis (25, 9, 55 yards)

Six Interceptions Thrown, Individual

CHARGERS — Ed Luther, Oct. 31, 1983 vs. Washington
 OPPONENT — Peyton Manning, Nov. 11, 2007 vs. Indianapolis
 CHARGERS — *Never*
 OPPONENT — *Never*

Five Interceptions Thrown, Individual

CHARGERS — Craig Whelihan, Dec. 13, 1998 at Seattle
 OPPONENT — Nathan Peterman, Nov. 19, 2017 vs. Buffalo
 CHARGERS — *Dan Fouts, AFC Second Round, Jan. 16, 1983 at Miami*
 OPPONENT — *George Blanda, AFL Championship,*
Dec. 24, 1961 vs. Houston Oilers

Four Interceptions Thrown, Individual

CHARGERS — Philip Rivers, Nov. 18, 2019 vs. Kansas City in Mexico City, Mexico
 OPPONENT — Nathan Peterman, Nov. 19, 2017 vs. Buffalo
 CHARGERS — *Stan Humphries, AFC Wild Card, Dec. 31, 1995 vs. Indianapolis*
 OPPONENT — *George Blanda, AFL Championship,*
Dec. 24, 1961 vs. Houston Oilers

RECEIVING

10 or More Receptions, Individual

CHARGERS — Keenan Allen, Nov. 26, 2023 vs. Baltimore (14 receptions)
OPPONENT — Cole Kmet, Oct. 29, 2023 vs. Chicago (10 receptions)
CHARGERS — *Ronnie Harmon, AFC Wild Card, Dec. 31, 1995 vs. Indianapolis (10 receptions)*
OPPONENT — *James White, AFC Divisional, Jan. 13, 2019 at New England (15 receptions)*

200 Yards Receiving, Individual

CHARGERS — Keenan Allen, Sept. 24, 2023 at Minnesota (215 yards)
OPPONENT — Tyreek Hill, Sept. 10, 2023 vs. Miami (215 yards)
CHARGERS — *Never*
OPPONENT — *Never*

100 Yards Receiving, Individual

CHARGERS — Joshua Palmer, Dec. 14, 2023 at Las Vegas (113 yards)
OPPONENT — Gabe Davis, Dec. 23, 2023 vs. Buffalo (130 yards)
CHARGERS — *Keenan Allen, AFC Divisional, Jan. 12, 2014 at Denver (142 yards)*
OPPONENT — *Julian Edelman, AFC Divisional, Jan. 13, 2019 at New England (151 yards)*

100 Yards Receiving, One Half, Individual

CHARGERS — Joshua Palmer, Dec. 14, 2023 at Las Vegas (113 yards in second half)
OPPONENT — Travis Kelce, Oct. 22, 2023 at Kansas City (143 yards in first half)
CHARGERS — *Keenan Allen, AFC Divisional, Jan. 12, 2014 at Denver (142 yards in second half)*
OPPONENT — *Julian Edelman, AFC Divisional, Jan. 13, 2019 at New England (107 yards in first half)*

Two 100-Yard Receivers

CHARGERS — Keenan Allen (215 yards) and Mike Williams (121 yards), Sept. 24, 2023 at Minnesota
OPPONENT — Travis Kelce (191 yards) and Tyreek Hill (148 yards), Dec. 16, 2021 vs. Kansas City
CHARGERS — *Chris Chambers (133 yards) and Vincent Jackson (114 yards), AFC Wild Card, Jan. 6, 2008*
OPPONENT — *Tony Nathan (114 yards) and Duriel Harris (106 yards), AFC Divisional, Jan. 2, 1982*

Five Touchdown Receptions, Individual

CHARGERS — Kellen Winslow, Nov. 22, 1981 at Oakland (15, 29, 4, 5, 3 yards)
OPPONENT — *Never*
CHARGERS — *Never*
OPPONENT — *Never*

Four Touchdown Receptions, Individual

CHARGERS — Kellen Winslow, Nov. 22, 1981 at Oakland (15, 29, 4, 5, 3 yards)
OPPONENT — Daryl Turner, Sept. 15, 1985 vs. Seattle (34, 15, 30, 7 yards)
CHARGERS — *Never*
OPPONENT — *Never*

Three Touchdown Receptions, Individual

CHARGERS — Danny Woodhead, Dec. 20, 2015 vs. Miami (20, 9, 9 yards)
OPPONENT — Travis Kelce, Nov. 20, 2022 vs. Kansas City (4, 32, 17 yards)
CHARGERS — *Never*
OPPONENT — *Jerry Rice, Super Bowl XXIX at Joe Robbie Stadium, Jan. 29, 1995 vs. San Francisco (44, 15, 7 yards)*

Two Touchdown Receptions, Individual

CHARGERS — **Quentin Johnston, Sept. 15, 2024 at Carolina (29, 5 yards)**
OPPONENT — Tre Tucker, Dec. 14, 2023 at Las Vegas (30, 20 yards)
CHARGERS — *Keenan Allen, AFC Divisional, Jan. 12, 2014 at Denver (16, 16 yards)*
OPPONENT — *Michael Crabtree, AFC Wild Card, Jan. 6, 2019 at Baltimore (31, 7 yards)*

COMBINATION

100 Yards Rushing and Receiving, Individual

CHARGERS — Austin Ekeler, Dec. 8, 2019 at Jacksonville (101 yards rushing, 112 yards receiving)
OPPONENT — Essex Johnson, Sept. 30, 1973 vs. Cincinnati (121 yards rushing, 116 yards receiving)
CHARGERS — *Keith Lincoln, AFC Championship, Jan. 5, 1964 vs. Boston (206 yards rushing, 123 yards receiving)*
OPPONENT — *Never*

300-Yard Passer, 100-Yard Rusher and 100-Yard Receiver

CHARGERS — Philip Rivers (314 yards passing), Austin Ekeler (101 yards rushing), Austin Ekeler (112 yards receiving), Dec. 8, 2019 at Jacksonville
OPPONENT — Patrick Mahomes (329 yards passing), Isiah Pacheco (107 yards rushing), Travis Kelce (115 yards receiving), Nov. 20, 2022 vs. Kansas City
CHARGERS — *Dan Fouts (333 yards passing), Chuck Muncie (126 yards rushing), Wes Chandler (124 yards receiving), Kellen Winslow (102 yards receiving), AFC Wild Card, Jan. 9, 1983 at Pittsburgh*
OPPONENT — *Tom Brady (343 yards passing), Sony Michel (129 yards rushing), Julian Edelman (151 yards receiving), AFC Divisional, Jan. 13, 2019 at New England*

INTERCEPTIONS

Four Interceptions, Individual

CHARGERS — *Never*
OPPONENT — Kwamie Lassiter, Dec. 27, 1998 at Arizona (4 interceptions)
CHARGERS — *Never*
OPPONENT — *Vernon Perry, AFC Divisional, Dec. 29, 1979 vs. Houston Oilers (4 interceptions)*

Three Interceptions, Individual

CHARGERS — Antonio Cromartie, Nov. 11, 2007 vs. Indianapolis (3 interceptions)
OPPONENT — Kwamie Lassiter, Dec. 27, 1998 at Arizona (4 interceptions)
CHARGERS — *Never*
OPPONENT — *Vernon Perry, AFC Divisional, Dec. 29, 1979 vs. Houston Oilers (4 interceptions)*

Two Interceptions, Individual

CHARGERS — Kyzir White, Oct. 17, 2021 at Baltimore (2 interceptions)
OPPONENT — Patrick Surtain II, Nov. 28, 2021 at Denver (2 interceptions)
CHARGERS — *Glen Edwards, AFC Divisional, Jan. 3, 1981 vs. Buffalo (2 interceptions)*
OPPONENT — *Jason Belser, AFC Wild Card, Dec. 31, 1995 vs. Indianapolis (2 interceptions)*

Interception Returned for Touchdown

CHARGERS — Bryce Callahan, Dec. 4, 2022 at Las Vegas (26 yards of Derek Carr)
OPPONENT — Jack Jones, Dec. 14, 2023 at Las Vegas (16 yards of Easton Stick)
CHARGERS — *Never*
OPPONENT — *Never*

SACKS

Six Sacks, Individual

CHARGERS — Khalil Mack, Oct. 1, 2023 vs. Las Vegas (6.0 sacks)
OPPONENT — Never
CHARGERS — Never
OPPONENT — Never

Five Sacks, Individual

CHARGERS — Khalil Mack, Oct. 1, 2023 vs. Las Vegas (6.0 sacks)
OPPONENT — Never
CHARGERS — Never
OPPONENT — Never

Four-and-One-Half Sacks, Individual

CHARGERS — Khalil Mack, Oct. 1, 2023 vs. Las Vegas (6.0 sacks)
OPPONENT — Hugh Douglas, Oct. 18, 1998 vs. Philadelphia (4.5 sacks)
CHARGERS — Never
OPPONENT — Never

Four Sacks, Individual

CHARGERS — Khalil Mack, Oct. 1, 2023 vs. Las Vegas (6.0 sacks)
OPPONENT — Justin Houston, Dec. 28, 2014 at Kansas City (4.0 sacks)
CHARGERS — Never
OPPONENT — Never

Three-and-One-Half Sacks, Individual

CHARGERS — Khalil Mack, Oct. 1, 2023 vs. Las Vegas (6.0 sacks)
OPPONENT — Justin Houston, Dec. 28, 2014 at Kansas City (3.5 sacks)
CHARGERS — Never
OPPONENT — Never

Three Sacks, Individual

CHARGERS — Khalil Mack, Oct. 1, 2023 vs. Las Vegas (6.0 sacks)
OPPONENT — Chandler Jones, Dec. 4, 2022 at Las Vegas (3.0 sacks)
CHARGERS — Never
OPPONENT — Never

Two-and-One-Half Sacks, Individual

CHARGERS — Joey Bosa, Nov. 6, 2023 at New York Jets (2.5 sacks)
OPPONENT — Chandler Jones, Dec. 4, 2022 at Las Vegas (3.0 sacks)
CHARGERS — *Burt Grossman, AFC Wild Card,*
Jan. 2, 1993 vs. Kansas City (2.5 sacks)
OPPONENT — Never

Two Sacks, Individual

CHARGERS — **Bud Dupree, Sept. 29, 2024 vs. Kansas City (2.0 sacks)**
OPPONENT — **Chris Jones, Sept. 29, 2024 vs. Kansas City (2.0 sacks)**
CHARGERS — *Melvin Ingram, AFC Wild Card,*
Jan. 6, 2019 at Baltimore (2.0 sacks)
OPPONENT — *Shaun Phillips, AFC Divisional,*
Jan. 12, 2014 at Denver (2.0 sacks)

TOUCHDOWNS

Five Touchdowns, Individual

CHARGERS — Kellen Winslow, Nov. 22, 1981 at Oakland
(15-, 29-, 4-, 5-, 3-yard receptions)
OPPONENT — Never
CHARGERS — Never
OPPONENT — Never

Four Touchdowns, Individual

CHARGERS — Austin Ekeler, Nov. 21, 2021 vs. Pittsburgh
(10-, 17-yard receptions; 6-, 5-yard runs)
OPPONENT — Harvey Williams, Nov. 16, 1997, vs. Oakland
(8-, 32-yard receptions; 1-, 1-yard runs)
CHARGERS — Never
OPPONENT — Never

Three Touchdowns, Individual

CHARGERS — Austin Ekeler, Oct. 2, 2022 at Houston
(14-yard receptions; 10-, 20-yard runs)
OPPONENT — Travis Kelce, Nov. 20, 2022 vs. Kansas City
(4-, 32-, 17-yard receptions)
CHARGERS — Never
OPPONENT — *Sony Michel, AFC Divisional,*
Jan. 13, 2019 at New England (1-, 14-, 5-yard runs)

FIELD GOALS AND PATS

Six Field Goals Made, Individual

CHARGERS — Greg Davis, Oct. 5, 1997 at Oakland
(30, 22, 38, 43, 33, 33 yards)
OPPONENT — Phil Dawson, Nov. 5, 2006 vs. Cleveland
(37, 20, 42, 30, 36, 35 yards)
CHARGERS — Never
OPPONENT — Never

Five Field Goals Made, Individual

CHARGERS — **Cameron Dicker, Oct. 21, 2024 at Arizona**
(59, 50, 28, 47, 40 yards)
OPPONENT — Daniel Carlson, Jan. 9, 2022 at Las Vegas
(24, 31, 52, 40, 47 yards)
CHARGERS — *Michael Badgley, AFC Wild Card,*
Jan. 6, 2019 at Baltimore (21, 53, 40, 34, 47 yards)
OPPONENT — Never

Four Field Goals Made, Individual

CHARGERS — **Cameron Dicker, Oct. 21, 2024 at Arizona**
(59, 50, 28, 47, 40 yards)
OPPONENT — Daniel Carlson, Jan. 9, 2022 at Las Vegas
(24, 31, 52, 40, 47 yards)
CHARGERS — *Michael Badgley, AFC Wild Card,*
Jan. 6, 2019 at Baltimore (21, 53, 40, 34, 47 yards)
OPPONENT — Never

50-Yard Field Goal, Individual

CHARGERS — **Cameron Dicker, Oct. 21, 2024 at Arizona (59 yards)**
OPPONENT — Jason Sanders, Dec. 11, 2022 vs. Miami (55 yards)
CHARGERS — *Michael Badgley, AFC Wild Card,*
Jan. 6, 2019 at Baltimore (53 yards)
OPPONENT — *Stephen Gostkowski, AFC Divisional,*
Jan. 14, 2007 vs. New England (50 yards)

Blocked Field Goal Attempt

CHARGERS — Joe Gaziano, Dec. 4, 2022 at Las Vegas
(52-yard Daniel Carlson attempt)
OPPONENT — Zack Allen, Dec. 31, 2023 at Denver
(50-yard Cameron Dicker attempt)
CHARGERS — *Leroy Jones, AFC Divisional, Jan. 2, 1982 at Miami*
(34-yard Uwe von Schamann attempt)
OPPONENT — Never

Two-Point Conversion

CHARGERS — Trey Pipkins III pass from Justin Herbert,
Sept. 17, 2023 at Tennessee
OPPONENT — Clyde Edwards-Helaire pass from Patrick Mahomes,
Dec. 16, 2021 vs. Kansas City
CHARGERS — *Keenan Allen pass from Philip Rivers, AFC Divisional,*
Jan. 13, 2019 at New England
OPPONENT — *Kevin Faulk run, AFC Divisional,*
Jan. 14, 2007 vs. New England

Point After Touchdown Missed

CHARGERS — **Cameron Dicker, Sept. 15, 2024 at Carolina**
(First attempt, wide left)
OPPONENT — Anders Carlson, Nov. 19, 2023 at Green Bay
(Second attempt, wide right)
CHARGERS — *Rolf Benirschke, AFC Second Round,*
Jan. 16, 1993 at Miami (First attempt, wide right)
OPPONENT — Never

Blocked Point After Touchdown

CHARGERS — Isaac Rochell, Sept. 27, 2020 vs. Carolina
(Joey Slye, first attempt)
OPPONENT — Denico Autry, Dec. 31, 2017 vs. Oakland
(Nick Rose, third attempt)
CHARGERS — Never
OPPONENT — Never

PUNTING

80-Yard Punt

CHARGERS — JK Scott, Dec. 11, 2023 vs. Denver (83 yards)
OPPONENT — Dustin Colquitt, Dec. 2, 2007 at Kansas City (81 yards)
CHARGERS — *Never*
OPPONENT — *Never*

70-Yard Punt

CHARGERS — JK Scott, Dec. 11, 2023 vs. Denver (83 yards)
OPPONENT — Bryce Baringer, Dec. 3, 2023 at New England (70 yards)
CHARGERS — *Never*
OPPONENT — *Ray Guy, AFC Championship, Jan. 11, 1981 vs. Oakland (71 yards)*

60-Yard Punt

CHARGERS — **JK Scott, Sept. 22, 2024 at Pittsburgh (63 yards)**
OPPONENT — **Johnny Hekker, Sept. 15, 2024 at Carolina (64 yards)**
CHARGERS — *Mike Scifres, AFC Divisional, Jan. 12, 2014 at Denver (62 yards)*
OPPONENT — *Hunter Smith, AFC Wild Card, Jan. 3, 2009 vs. Indianapolis (63 yards)*

Blocked Punt

CHARGERS — Jerry Attaochu of Drew Butler, Sept. 8, 2014 at Arizona
OPPONENT — Miles Killebrew of Ty Long, Nov. 21, 2021 vs. Pittsburgh
CHARGERS — *Never*
OPPONENT — *Lou Piccone of Rick Partridge, AFC Divisional, Jan. 3, 1981 vs. Buffalo*

10 or More Punts, Individual

CHARGERS — Drew Kaser, Nov. 12, 2017 at Jacksonville (10 punts for 485 yards)
OPPONENT — Chad Stanley, Sept. 15, 2002 vs. Houston (10 punts for 406 yards)
CHARGERS — *Never*
OPPONENT — *Never*

No Punts

CHARGERS — Dec. 26, 2021 at Houston
OPPONENT — Sept. 19, 2010 vs. Jacksonville
CHARGERS — *Never*
OPPONENT — *AFC Divisional, Jan. 12, 2014 at Denver*

OTHER SPECIAL TEAMS

Kickoff Returned for Touchdown

CHARGERS — Andre Roberts, Jan. 2, 2022 vs. Denver (101 yards)
OPPONENT — Mecole Hardman, Dec. 29, 2019 at Kansas City (104 yards)
CHARGERS — *Andre Coleman, Super Bowl XXIX at Joe Robbie Stadium, Jan. 29, 1995 vs. San Francisco (98 yards)*
OPPONENT — *Never*

Punt Returned for Touchdown

CHARGERS — Derius Davis, Nov. 6, 2023 at New York Jets (87 yards)
OPPONENT — Gunner Olszewski, Dec. 6, 2020, vs. New England (70 yards)
CHARGERS — *Wes Chandler, AFC Divisional, Jan. 2, 1982 at Miami (58 yards)*
OPPONENT — *Santonio Holmes, AFC Divisional, Jan. 11, 2009 at Pittsburgh (67 yards)*

Blocked Punt Returned for Touchdown

CHARGERS — Jacob Hester, Oct. 25, 2009 at Kansas City (Recovered own blocked Dustin Colquitt punt in end zone)
OPPONENT — Daniel Thomas, Oct. 25, 2020 vs. Jacksonville (Recovered own blocked Ty Long punt, returned recovery 16 yards)
CHARGERS — *Never*
OPPONENT — *Never*

Recovered Own Onside Kick Attempt

CHARGERS — Darrell Stuckey of Nick Novak kick, Nov. 18, 2012 at Denver
OPPONENT — Keion Crossen of Riley Dixon kick, Dec. 12, 2021 vs. New York Giants
CHARGERS — *Richard Marshall of Nick Novak kick, AFC Divisional, Jan. 12, 2014 at Denver*
OPPONENT — *Never*

OTHER DEFENSE

Shutout Posted

CHARGERS — Dec. 3, 2023 at New England (6-0 Chargers win)
OPPONENT — Dec. 6, 2020 vs. New England (45-0, Patriots win)
CHARGERS — *AFC Wild Card, Jan. 2, 1993 vs. Kansas City (Chargers win, 17-0)*
OPPONENT — *AFC Divisional, Jan. 10, 1993 at Miami (Dolphins win, 31-0)*

Fumble Returned for Touchdown

CHARGERS — Tevaughn Campbell, Dec. 5, 2021 at Cincinnati (61 yards)
OPPONENT — Mike Edwards, Jan. 7, 2024 vs. Kansas City (97 yards)
CHARGERS — *Never*
OPPONENT — *Guy Ruff, AFC Wild Card, Jan. 9, 1983 at Pittsburgh (Recovered opening kickoff fumble in end zone)*

Safety Scored

CHARGERS — Oct. 23, 2022 vs. Seattle (Kenneth Walker III tackled by Sebastian Joseph-Day and Troy Reeder in end zone)
OPPONENT — Nov. 22, 2020 vs. N.Y. Jets (Ty Long ran out of bounds out of the back of the end zone)
CHARGERS — *AFC Divisional, Jan. 8, 1995 vs. Miami (Bernie Parmalee tackled in end zone by Reuben Davis)*
OPPONENT — *Never*

MISCELLANEOUS

No Penalties

CHARGERS — Oct. 9, 2011 at Denver (Chargers win, 29-24)
OPPONENT — Dec. 4, 2005 vs. Oakland (Raiders win, 34-10)
CHARGERS — *Never*
OPPONENT — *AFC Divisional, Jan. 10, 1993 at Miami (Dolphins win, 31-0)*

Game Without Touchdown

CHARGERS — **Oct. 21, 2024 at Arizona (Cardinals win 17-15)**
OPPONENT — **Sept. 15, 2024 at Carolina (Chargers win, 26-3)**
CHARGERS — *AFC Championship, Jan. 20, 2008 at New England (Patriots win, 21-12)*
OPPONENT — *AFC Wild Card, Jan. 6, 2008 vs. Tennessee (Chargers win, 17-6)*

50 Points, Game

CHARGERS — Nov. 19, 2017 vs. Buffalo (Chargers win, 54-24)
OPPONENT — Dec. 14, 2023 at Las Vegas (Raiders win, 63-21)
CHARGERS — *AFL Championship, Jan. 5, 1964 vs. Boston (Chargers win, 51-10)*
OPPONENT — *Never*

40 Points, Game

CHARGERS — Dec. 5, 2021 at Cincinnati (Chargers win, 41-22)
OPPONENT — Dec. 14, 2023 at Las Vegas (Raiders win, 63-21)
CHARGERS — *AFC Divisional, Jan. 2, 1982 at Miami (Chargers win, 41-38)*
OPPONENT — *AFC Divisional, Jan. 13, 2019 at New England (Patriots win, 41-28)*

600 Yards Total Offense, Game

CHARGERS — Dec. 20, 1982 vs. Cincinnati (661 yards)
OPPONENT — Oct. 1, 2000 at St. Louis (614 yards)
CHARGERS — *AFL Championship, Jan. 5, 1964 vs. Boston (610 yards)*
OPPONENT — *Never*

500 Yards Total Offense, Game

CHARGERS — Dec. 8, 2019 at Jacksonville (525 yards)
OPPONENT — Nov. 12, 2023 vs. Detroit (533 yards)
CHARGERS — *AFC Divisional, Jan. 2, 1982 at Miami (564 yards)*
OPPONENT — *Never*

WEEKLY RANKINGS

2024 WEEKLY NFL RANKINGS

Week	Opp.	Offense			Defense		
		Total	Rush	Pass	Total	Rush	Pass
1	LV	13	5	23	15	4	25
2	at Car	12	2	28	2	6	6
3	at Pit	25	7	31	6	6	10
4	KC	28	11	31	7	5	12
5	BYE	29	9	31	5	6	10
6	at Den	28	10	29	6	6	8
7	at Ari	25	18	24	7	9	9
8	NO						
9	at Cle						
10	Ten						
11	Cin						
12	Bal						
13	at Atl						
14	at KC						
15	TB						
16	Den						
17	at NE						
18	at LV						
Chargers in 2023		18	25	13	28	17	30
Chargers in 2022		9	30	3	20	28	7
Chargers in 2021		4	21	T-2	23	30	12
Chargers in 2020		9	18	6	10	18	9
Chargers in 2019		10	28	6	6	18	5
Chargers in 2018		11	15	10	9	9	9
Chargers in 2017		4	24	1	15	31	3
Chargers in 2016		14	26	8	16	10	20
Chargers in 2015		9	31	4	20	27	T-14
Chargers in 2014		18	30	10	9	26	4
Chargers in 2013		5	13	4	23	12	29
Chargers in 2012		31	27	24	9	6	18
Chargers in 2011		6	16	6	16	20	13
Chargers in 2010		1	15	2	1	4	1
Chargers in 2009		10	31	5	16	20	11
Chargers in 2008		11	20	7	25	11	31
Chargers in 2007		20	7	26	14	16	14
Chargers in 2006		4	2	16	10	7	13
Chargers in 2005		10	9	12	13	1	28
Chargers in 2004		10	6	16	18	3	31
Chargers in 2003		14	6	19	27	T-25	21
Chargers in 2002		16	8	22	30	11	32

2024 REGULAR-SEASON RANKINGS

LOS ANGELES CHARGERS (Team)

Category	NFL	AFC
Turnover Margin (6)	T-3	3
Points Scored (17.7)	T-25	T-10
Points Allowed (13.8)	1	1
Total Offense (300.0)	25	11
Rushing (116.3)	18	T-9
Passing (183.7)	24	10
Total Defense (295.3)	7	6
vs. Rush (111.2)	9	7
vs. Pass (184.2)	9	7
Third-Down Offense (42.53%)	7	3
Third-Down Defense (36.49%)	16	9
Red-Zone Offense (38.46%)	30	15
Red-Zone Defense (45.45%)	7	4

LOS ANGELES CHARGERS (Individual)

Category	NFL	AFC
Passing		
Rating: Justin Herbert (95.7)	10	5
Yards: Justin Herbert (1,164)	24	10
Touchdowns: Justin Herbert (6)	T-21	T-8
Rushing		
Attempts: J.K. Dobbins (95)	T-11	T-3
Yards: J.K. Dobbins (478)	T-8	T-2
Touchdowns: J.K. Dobbins (3)	T-17	T-7
Receiving		
Receptions: Ladd McConkey (24)	T-50	T-21
Yards: Ladd McConkey (265)	63	27
Touchdowns: Quentin Johnston (3)	T-14	T-4
Defense		
Total Tackles: Daiyan Henley (41)	T-59	T-31
Solo Tackles: Denzel Perryman/Daiyan Henley (28)	T-46	T-26
INTs: Elijah Molden (2)	T-9	T-4
Sacks: Khalil Mack (2.5)	T-56	T-25

GAME-BY-GAME STARTERS

OFFENSIVE STARTERS

		WR	WR	TE	LT	LG	C	RG	RT	QB	RB	3WR	FB	2TE
Sept. 8	LV	J.Palmer	L.McConkey	W.Dissly	R.Slater	Z.Johnson	B.Bozeman	T.Pipkins	J.Alt	J.Herbert	G.Edwards	—	S.Matlock	—
Sept. 15	at Car	D.Davis	Q.Johnston	H.Hurst	R.Slater	Z.Johnson	B.Bozeman	T.Pipkins	J.Alt	J.Herbert	J.Dobbins	—	—	W.Dissly
Sept. 22	at Pit	L.McConkey	Q.Johnston	W.Dissly	R.Slater	Z.Johnson	B.Bozeman	T.Pipkins	J.Alt	J.Herbert	J.Dobbins	—	S.Matlock	—
Sept. 29	KC	L.McConkey	Q.Johnston	W.Dissly	J.Salyer	Z.Johnson	C.Bozeman	S.Mustipher	T.Pipkins	J.Herbert	J.Dobbins	—	S.Matlock	—
Oct. 13	at Den	L.McConkey	Q.Johnston	H.Hurst	R.Slater	Z.Johnson	B.Bozeman	T.Pipkins	J.Alt	J.Herbert	J.Dobbins	—	S.Matlock	—
Oct. 21	at Ari	L.McConkey	J.Palmer	E.Tomlinson	R.Slater	Z.Johnson	B.Bozeman	T.Pipkins	J.Alt	J.Herbert	J.Dobbins	S.Fehoko	—	—
Oct. 27	NO													
Nov. 3	at Cle													
Nov. 10	Ten													
Nov. 17	Cin													
Nov. 25	Bal													
Dec. 1	at Atl													
Dec. 8	at KC													
Dec. 15	TB													
Dec. 22	Den													
TBD	at NE													
TBD	at LV													

DEFENSIVE STARTERS

		OLB	DL	DL	DL	DL	OLB	LB	LB	CB	CB	S	S	3CB	3S
Sept. 8	LV	K.Mack	P.Ford	O.Ogbonnia	—	—	J.Bosa	D.Henley	D.Perryman	K.Fulton	A.Samuel	D.James	A.Gilman	J.Taylor	—
Sept. 15	at Car	K.Mack	P.Ford	O.Ogbonnia	—	—	J.Bosa	D.Henley	D.Perryman	K.Fulton	A.Samuel	D.James	E.Molden	J.Taylor	—
Sept. 22	at Pit	K.Mack	P.Ford	O.Ogbonnia	—	—	J.Bosa	D.Henley	D.Perryman	K.Fulton	A.Samuel	D.James	A.Gilman	—	E.Molden
Sept. 29	KC	K.Mack	P.Ford	O.Ogbonnia	—	—	T.Tuipulotu	D.Henley	D.Perryman	K.Fulton	A.Samuel	E.Molden	A.Gilman	J.Taylor	—
Oct. 13	at Den	K.Mack	P.Ford	O.Ogbonnia	—	—	T.Tuipulotu	D.Henley	D.Perryman	K.Fulton	C.Hart	D.James	A.Gilman	T.Still	—
Oct. 21	at Ari	K.Mack	P.Ford	O.Ogbonnia	M.Fox	—	T.Tuipulotu	D.Henley	D.Perryman	C.Hart	T.Still	D.James	A.Gilman	—	—
Oct. 27	NO														
Nov. 3	at Cle														
Nov. 10	Ten														
Nov. 17	Cin														
Nov. 25	Bal														
Dec. 1	at Atl														
Dec. 8	at KC														
Dec. 15	TB														
Dec. 22	Den														
TBD	at NE														
TBD	at LV														

WEEKLY INACTIVES

Sept. 8	Las Vegas:	Taylor Heinicke, Tarheeb Still, Kimani Vidal, Jordan McFadden, Brenden Rice, Justin Eboigbe.
Sept. 15	at Carolina:	Taylor Heinicke, Tarheeb Still, Kimani Vidal, Alohi Gilman, Jordan McFadden, Brenden Rice, Justin Eboigbe.
Sept. 22	at Pittsburgh:	Joshua Palmer, Junior Colson, Tarheeb Still, Kimani Vidal, Jordan McFadden, Justin Eboigbe.
Sept. 29	Kansas City:	Junior Colson, Kimani Vidal, Deane Leonard, Ja'Sir Taylor, Rashawn Slater, Joe Alt, Joey Bosa.
Oct. 13	at Denver:	Easton Stick, Tony Jefferson, Ja'Sir Taylor, Jordan McFadden, Brenden Rice, Joey Bosa.
Oct. 21	at Arizona:	Quentin Johnston, Easton Stick, Derius Davis, Brenden Jaimes, Jordan McFadden, Hayden Hurst, Joey Bosa.
Oct. 27	New Orleans:	
Nov. 3	at Cleveland:	
Nov. 10	Tennessee:	
Nov. 17	Cincinnati:	
Nov. 25	Baltimore:	
Dec. 1	at Atlanta:	
Dec. 8	at Kansas City:	
Dec. 15	Tampa Bay:	
Dec. 22	Denver:	
TBD	at New England:	
TBD	at Las Vegas:	

SEASON TOTALS

Name	No.	Name	No.
Jordan McFadden	6	Joe Alt	1
Joey Bosa	4	Derius Davis	1
Kimani Vidal	4	Alohi Gilman	1
Justin Eboigbe	3	Hayden Hurst	1
Brenden Rice	3	Brenden Jaimes	1
Tarheeb Still	3	Tony Jefferson	1
Junior Colson	2	Quentin Johnston	1
Taylor Heinicke	2	Deane Leonard	1
Easton Stick	2	Joshua Palmer	1
Ja'Sir Taylor	2	Rashawn Slater	1

CHARGERS AND OPPONENT WEEKLY LEADERS

REGULAR-SEASON WEEKLY LEADERS, LOS ANGELES CHARGERS

		Scoring	Pass Yds.	Carries	Rush Yds.	Catches	Rec. Yds.	Tackles (Solo)	Sacks
Sept. 8	Las Vegas:	Dicker 10	Herbert 144	Edwards 11	Dobbins 135	McConkey 5	McConkey 39	Two Tied 7 (6)	Mack 1.5
Sept. 15	at Carolina:	Johnston 12	Herbert 130	Edwards 18	Dobbins 131	Johnston 5	Johnston 51	Henley 9 (5)	Two tied 1.0
Sept. 22	at Pittsburgh:	Johnston 6	Herbert 125	Dobbins 15	Dobbins 44	Three Tied 3	McConkey 44	Henley 12 (9)	Two tied 1.0
Sept. 29	Kansas City:	McConkey 6	Herbert 179	Dobbins 14	Dobbins 32	McConkey 5	McConkey 67	Two Tied 8	Dupree 2.0
Oct. 13	at Denver:	Dicker 11	Herbert 237	Dobbins 25	Dobbins 96	Two tied 4	Fehoko 44	Gilman 10 (6)	Two tied 1.0
Oct. 21	at Arizona:	Dicker 15	Herbert 349	Dobbins 14	Dobbins 40	Dissly 8	Dissly 81	James 8 (5)	None
Oct. 27	New Orleans:								
Nov. 3	at Cleveland:								
Nov. 10	Tennessee:								
Nov. 17	Cincinnati:								
Nov. 25	Baltimore:								
Dec. 1	at Atlanta:								
Dec. 8	at Kansas City:								
Dec. 15	Tampa Bay:								
Dec. 22	Denver:								
TBD	at New England:								
TBD	at Las Vegas:								

REGULAR-SEASON WEEKLY LEADERS, OPPONENT

		Scoring	Pass Yds.	Carries	Rush Yds.	Catches	Rec. Yds.	Tackles (Solo)	Sacks
Sept. 8	Las Vegas:	Mattison 6	Minshew II 257	White 13	White 44	Bowers 6	Meyers 61	Spillane 10 (7)	Crosby 1.0
Sept. 15	at Carolina:	Pineiro 3	Young 84	Hubbard 10	Hubbard 64	Hubbard 4	Tremble 23	Thompson 14 (8)	Two tied 0.5
Sept. 22	at Pittsburgh:	Boswell 8	Fields 245	Harris 18	Harris 70	Two Tied 5	Pickens 57	Queen 12 (9)	Herbig 2.0
Sept. 29	Kansas City:	Two tied 6	Mahomes 245	Hunt 14	Hunt 69	Kelce 7	Kelce 89	Tranquill 10 (7)	Jones 2.0
Oct. 13	at Denver:	Two tied 6	Nix 216	Two tied 6	Nix 61	Two tied 4	Vele 48	Jones 12 (11)	Two tied 1.0
Oct. 21	at Arizona:	Two tied 6	Murray 145	Conner 19	Conner 101	McBride 5	Two tied 51	White 10 (3)	Three tied 1.0
Oct. 27	New Orleans:								
Nov. 3	at Cleveland:								
Nov. 10	Tennessee:								
Nov. 17	Cincinnati:								
Nov. 25	Baltimore:								
Dec. 1	at Atlanta:								
Dec. 8	at Kansas City:								
Dec. 15	Tampa Bay:								
Dec. 22	Denver:								
TBD	at New England:								
TBD	at Las Vegas:								

REGULAR-SEASON PLAYER PARTICIPATION

2024 Season Player	1	2	3	4	6	7	8	9	10	11	12	13	14	15	16	17	18	Season Totals			
	LV	at CAR	at PIT	KC	at DEN	at ARI	NO	at CLE	TEN	CIN	BAL	at ATL	at KC	TB	DEN	at NE	at LV	GP	GS	DNP	INA
Alt, Joe	RT	RT	RT	INA	RT	RT												5	5	0	1
Barnhart, Karsen	PS	PS	PS	PS	PS	PS												0	0	0	0
Benson, Luke	PS	PS	PS	PS	—	—												0	0	0	0
Bootle, Dicaprio	—	PS	PS	PS	SUB	SUB												2	0	0	0
Bosa, Joey	OLB	OLB	OLB	INA	INA	INA												3	3	0	3
Bozeman, Bradley	C	C	C	C	C	C												6	6	0	0
Chark Jr., DJ	IR	IR	IR	IR	IR	IR												0	0	0	0
Collins, Chris	IR	IR	IR	IR	IR	IR												0	0	0	0
Colson, Junior	SUB	SUB	INA	INA	SUB	SUB												4	0	0	2
Daniels, Braden	—	—	—	PS	—	—												0	0	0	0
Davis, Derius	SUB	WR	SUB	SUB	SUB	INA												5	1	0	1
Dicker, Cameron	SUB	SUB	SUB	SUB	SUB	SUB												6	0	0	0
Dissly, Will	TE	TE	TE	TE	SUB	SUB												6	4	0	0
Dobbins, J.K.	SUB	RB	RB	RB	RB	RB												6	5	0	0
Dupree, Bud	SUB	SUB	SUB	SUB	SUB	SUB												6	0	0	0
Dye, Troy	SUB	SUB	SUB	SUB	SUB	SUB												6	0	0	0
Eboigbe, Justin	INA	INA	INA	DNP	DNP	SUB												1	0	2	3
Edwards, Gus	RB	SUB	SUB	SUB	IR	IR												4	1	0	0
Fehoko, Simi	SUB	SUB	SUB	SUB	SUB	WR												6	1	0	0
Finley, AJ	SUB	SUB	SUB	SUB	SUB	SUB												6	0	0	0
Fisk, Tucker	PS	PS	PS	PS	PS	PS												0	0	0	0
Fitzpatrick, Dez	PS	PS	PS	PS	PS	PS												0	0	0	0
Ford, Poona	DL	DL	DL	DL	DL	DL												6	6	0	0
Fox, Morgan	SUB	SUB	SUB	SUB	SUB	DL												6	1	0	0
Fulton, Kristian	CB	CB	CB	CB	CB	SUB												6	5	0	0
Gilman, Alohi	S	INA	S	S	S	S												5	5	0	1
Harris, Josh	SUB	SUB	SUB	SUB	SUB	SUB												6	0	0	0
Hart, Cam	SUB	SUB	SUB	SUB	CB	CB												6	2	0	0
Haskins, Hassan	SUB	SUB	SUB	SUB	SUB	SUB												6	0	0	0
Heinicke, Taylor	INA	INA	SUB	DNP	DNP	DNP												1	0	3	2
Henley, Daiyan	LB	LB	LB	LB	LB	LB												6	6	0	0
Herbert, Justin	QB	QB	QB	QB	QB	QB												6	6	0	0
Hinton, Christopher	PS	PS	PS	PS	PS	PS												0	0	0	0
Hurst, Hayden	SUB	TE	SUB	SUB	TE	INA												5	2	0	1
Jaimes, Brenden	SUB	SUB	SUB	SUB	SUB	INA												5	0	0	1
James Jr., Derwin	S	S	S	SUS	S	S												5	5	0	0
Jean-Baptiste, Jeremiah	PS	PS	PS	PS	PS	PS												0	0	0	0
Jefferson, Tony	PS	SUB	PS	SUB	INA	PS												2	0	0	1
Johnson, Jaylen	PS	PS	PS	PS	PS	PS												0	0	0	0
Johnson, Zion	LG	LG	LG	LG	LG	LG												6	6	0	0
Johnston, Quentin	SUB	WR	WR	WR	WR	INA												5	4	0	1
Leatherwood, Alex	PS	PS	PS	PS	PS	PS												0	0	0	0
Leonard, Deane	SUB	SUB	SUB	INA	SUB	IR												4	0	0	1
Lynch, Blake	—	—	—	SUB	PS	—												1	0	0	0
Mack, Khalil	OLB	OLB	OLB	OLB	OLB	OLB												6	6	0	0
Matlock, Scott	FB	SUB	FB	FB	FB	SUB												6	4	0	0
McConkey, Ladd	WR	SUB	WR	WR	WR	WR												6	5	0	0
McFadden, Jordan	INA	INA	INA	SUB	INA	INA												1	0	0	5
McLellan, Tyler	IR	IR	IR	IR	IR	IR												0	0	0	0
Molden, Elijah	SUB	S	3S	S	SUB	SUB												6	3	0	0
Morris-Brash, Tre'Mon	PS	PS	PS	PS	PS	PS												0	0	0	0
Mustipher, Sam	PS	PS	PS	RG	PS	SUB												2	1	0	0
Niemann, Nick	IR/DFR	IR/DFR	IR/DFR	IR/DFR	SUB	SUB												2	0	0	0
Ogbonnia, Otito	DL	DL	DL	DL	DL	DL												6	6	0	0
Okoye, CJ	PS	PS	PS	PS	PS	PS												0	0	0	0
Palmer, Joshua	WR	SUB	INA	SUB	SUB	WR												5	2	0	1
Patterson, Jaret	PS	PS	PS	PS	PS	PS												0	0	0	0
Perryman, Denzel	LB	LB	LB	LB	LB	LB												6	6	0	0
Pipkins III, Trey	RG	RG	RG	RT	RG	RG												6	6	0	0
Quarterman, Shaquille	SUB	SUB	SUB	PS	—	—												3	0	0	0
Reagor, Jalen	—	—	—	PS	PS	SUB												1	0	0	0
Rice, Brenden	INA	INA	SUB	SUB	INA	SUB												3	0	0	3
Rumph II, Chris	IR	IR	IR	IR	IR	IR												0	0	0	0
Salyer, Jamaree	SUB	SUB	SUB	LT	SUB	SUB												6	1	0	0
Samuel Jr., Asante	CB	CB	CB	CB	IR	IR												4	4	0	0
Sarell, Foster	DNP	DNP	DNP	SUB	SUB	DNP												2	0	4	0
Scott, JK	SUB	SUB	SUB	SUB	SUB	SUB												6	0	0	0
Shelton, Nehemiah	—	PS	PS	—	PS	—												0	0	0	0
Slater, Rashawn	LT	LT	LT	INA	LT	LT												5	5	0	1
Smartt, Stone	SUB	SUB	SUB	SUB	SUB	SUB												6	0	0	0
Stick, Easton	DNP	DNP	DNP	DNP	INA	INA												0	0	4	2
Still, Tarheeb	INA	INA	INA	CB	CB	CB												3	3	0	3
Tart, Tearir	SUB	SUB	SUB	SUB	SUB	SUB												6	0	0	0
Taylor, Ja'Sir	3CB	3CB	SUB	INA	INA	SUB												4	2	0	2
Tomlinson, Eric	SUB	SUB	SUB	SUB	SUB	TE												6	1	0	0
Tuipulotu, Tuli	SUB	SUB	SUB	OLB	OLB	OLB												6	5	0	0
Wade, Shaun	PS	PS	PS	PS	PS	DNP												0	0	1	0
Williams, Bucky	IR	IR	IR	IR	IR	IR												0	0	0	0
Vidal, Kimani	INA	INA	INA	INA	SUB	SUB												2	0	0	4

STARTERS FOR EACH GAME IN BOLD:

DNP — Did Not Play, DNR — Reserve/Did Not Report, E/CP — Exempt/Commissioner Permission, INA — Inactive, IR — Reserve/Injured, IR/DFR — Reserve Injured; Designated for Return, COVID — Reserve/COVID-19, NFI — Non-Football Illness List, PS — Practice Squad, PS/INJ — Practice Squad; Injured List, PUP — Reserve/Physically Unable to Perform, SUB — Substitute, SUS — Reserve/Suspended, 2RB — Started as Second Running Back, 2TE — Started as Second Tight End, 3TE — Started as Third Tight End, CB — Started as Additional Cornerback, 3S — Started as Third Safety, 3WR — Started as Third Wide Receiver.

REGULAR SEASON SINGLE-GAME HIGHS

INDIVIDUAL

Passing

Longest Scoring Pass — 38, J.Herbert to K.Vidal, Oct. 13 at Den.

Longest Non-Scoring Pass — 41, J.Herbert to J.Reagor,
Oct. 21 at Arizona

Most Passing Attempts — 39, J.Herbert, Oct. 21 at Arizona

Most Completions — 257, J.Herbert, Oct. 21 at Arizona

Most Passing Yards — 349, J.Herbert, Oct. 21 at Arizona

Most Passing Touchdowns — 2, J.Herbert, Sept. 8 vs. L.V.

Highest Completion Percentage (min. 20 att.) — 70.0, J.Herbert,
Sept. 15 at Car.

Highest Passer Rating (min. 20 att.) — 100.0, J.Herbert,
Sept. 15 at Car.

Rushing

Longest Scoring Run — 43, J.Dobbins, Sept. 15 at Car.

Longest Non-Scoring Run — 61, J.Dobbins, Sept. 8 vs. L.V.

Most Rushing Attempts — 25, J.Dobbins, Oct. 13 at Den.

Most Rushing Yards — 135, J.Dobbins, Sept. 8 vs. L.V.

Most Rushing Touchdowns — 1, Last: J.Dobbins, Oct. 13 at Den.

Receiving

Most Receptions — 8, W.Dissly, Oct. 21 at Arizona

Most Receiving Yards — 81, W.Dissly, Oct. 21 at Arizona

Most Receiving Touchdowns — 2, Q.Johnston, Sept. 15 at Car.

Total Offense

Most Total Yards from Scrimmage — 139, J.Dobbins, Sept. 8 vs. L.V.

Most Touchdowns — 2, Q.Johnston, Sept. 15 at Car.

Special Teams

Longest Punt — 63, J.Scott, Sept. 22 at Pit.

Longest Field Goal — 59, C.Dicker, Oct. 21 at Arizona

Most Attempted Field Goals — 5, C. Dicker, Oct. 21 at Arizona

Most Made Field Goals — 5, C. Dicker, Oct. 21 at Arizona

Returns

Longest Kickoff Return — 35, D.Davis, Sept. 8 vs. L.V.

Longest Punt Return — 18, D.Davis, Oct. 13 at Den.

Longest Interception Return — 29, K.Fulton, Sept. 29 vs. K.C.

Longest Fumble Return — 22, K.Mack, Sept. 8 vs. L.V.

Defense

Most Interceptions — 1, Last, T. Tart, Oct. 21 at Arizona

Most Tackles — 12, D.Henley, Sept. 22 at Pit.

Most Solo Tackles — 9, D.Henley, Sept. 22 at Pit.

Most Sacks — 2.0, B.Dupree, Sept. 29 vs. K.C.

Most Passes Defensed — 2, Last: K. Mack, Oct. 21 at Arizona

TEAM

Most, Offense

First Downs — 22, Oct. 13 at Denver

Rushing Attempts — 44, Sept. 15 at Carolina

Rushing Yards — 219, Sept. 15 at Carolina

Rushing Touchdowns — 1, Oct. 13 at Denver

Passing Attempts — 39, Oct. 21 at Arizona

Completions — 27, Oct. 21 at Arizona

Net Passing Yards — 336, Oct. 21 at Arizona

Touchdowns Thrown — 2, Sept. 15 at Carolina

Offensive Plays — 78, Oct. 13 at Denver

Total Offense — 395, Oct. 21 at Arizona

Time of Possession — 37:23, Oct. 13 at Denver

Most, Turnovers

Turnovers — 2, Oct. 21 at Arizona

Interceptions Thrown — 1, Sept. 15 at Carolina

Fumbles — 3, Oct. 21 at Arizona

Fumbles Lost — 2, Oct. 21 at Arizona

Longest Scoring Drives

Plays — 20, Oct. 13 at Denver

Yards — 92, Sept. 8 vs. Las Vegas

Time — 10:29, Oct. 13 at Denver

Shortest Scoring Drives

Plays — 3, Sept. 15 at Carolina

Yards — 5, Sept. 8 vs. Las Vegas

Time — 0:47, Sept. 8 vs. Las Vegas

Fewest, Defense

First Downs Allowed — 7, Sept. 15 at Carolina

Rushing Attempts Allowed — 18, Oct. 13 at Denver

Rushing Yards Allowed — 71, Sept. 8 vs. Las Vegas

Passing Attempts Allowed — 26, Last: Oct. 21 at Arizona

Completions Allowed — 14, Oct. 21 at Arizona

Net Passing Yards Allowed — 69, Sept. 8 vs. Las Vegas

Total Plays Allowed — 48, Sept. 15 at Carolina

Total Yards Allowed — 159, Sept. 15 at Carolina

Most, Defense

Takeaways — 3, Sept. 8 vs. Las Vegas

Interceptions — 1, Last: Oct. 21 at Arizona

Fumbles Forced — 2, Sept. 8 vs. Las Vegas

Fumbles Recovered — 2, Sept. 8 vs. Las Vegas

Passes Defensed — 6, Last: Oct. 21 at Arizona

Sacks — 4, Sept. 8 vs. Las Vegas

GAME-BY-GAME PASSES DEFENSED

Sept. 8	Las Vegas:	Poona Ford (2), Junior Colson (1), Bud Dupree (1), Khalil Mack (1).
Sept. 15	at Carolina:	Kristian Fulton (1), Deane Leonard (1), Scott Matlock (1), Elijah Molden (1), Asante Samuel Jr. (1).
Sept. 22	at Pittsburgh:	Bud Dupree (1), Alohi Gilman (1), Daiyan Henley (1), Asante Samuel Jr. (1).
Sept. 29	Kansas City:	Kristian Fulton (2), Khalil Mack (1), Otito Ogbonnia(1), Tuli Tuipulotu (1).
Oct. 13	at Denver:	Derwin James Jr. (2), Alohi Gilman (1), Khalil Mack (1), Elijah Molden (1), Tarheeb Still (1).
Oct. 21	at Arizona:	Khalil Mack (2), Cam Hart (1), Daiyan Henley (1), Teair Tart (1), Ja'Sir Taylor (1).
Oct. 27	New Orleans:	
Nov. 3	at Cleveland:	
Nov. 10	Tennessee:	
Nov. 17	Cincinnati:	
Nov. 25	Baltimore:	
Dec. 1	at Atlanta:	
Dec. 8	at Kansas City:	
Dec. 15	Tampa Bay:	
Dec. 22	Denver:	
TBD	at New England:	
TBD	at Las Vegas:	

SEASON TOTALS

(31)

Name	No.	Name	No.
Khalil Mack	5	Deane Leonard	1
Kristian Fulton	3	Junior Colson	1
Bud Dupree	2	Scott Matlock	1
Poona Ford	2	Otito Ogbonnia	1
Alohi Gilman	2	Tarheeb Still	1
Derwin James Jr.	2	Tuli Tuipulotu	1
Elijah Molden	2	Ja'Sir Taylor	1
Asante Samuel Jr.	2	Teair Tart	1
Daiyan Henley	2		
Cam Hart	1		

GAME-BY-GAME SACKS

Sept. 8	Las Vegas:	Khalil Mack (1.5), Joey Bosa (1.0), Team Sacks (1.0), Morgan Fox (0.5).
Sept. 15	at Carolina:	Joey Bosa (1.0), Denzel Perryman (1.0).
Sept. 22	at Pittsburgh:	Derwin James Jr. (1.0), Khalil Mack (1.0).
Sept. 29	Kansas City:	Bud Dupree (2.0), Troy Dye (0.5), Tarheeb Still (0.5).
Oct. 13	at Denver:	Morgan Fox (1.0), Alohi Gilman (1.0).
Oct. 21	at Arizona:	None
Oct. 27	New Orleans:	
Nov. 3	at Cleveland:	
Nov. 10	Tennessee:	
Nov. 17	Cincinnati:	
Nov. 25	Baltimore:	
Dec. 1	at Atlanta:	
Dec. 8	at Kansas City:	
Dec. 15	Tampa Bay:	
Dec. 22	Denver:	
TBD	at New England:	
TBD	at Las Vegas:	

SEASON TOTALS

(13.0)

Name	No.
Khalil Mack	2.5
Joey Bosa	2.0
Bud Dupree	2.0
Morgan Fox	1.5
Derwin James Jr.	1.0
Alohi Gilman	1.0
Denzel Perryman	1.0
Troy Dye	0.5
Tarheeb Still	0.5
Team	1.0

RECORDS

INDIVIDUAL RECORDS

*NFL Record

POINTS

Most Seasons Leading League

- 1 Nate Kaeding, 2009
- LaDainian Tomlinson, 2006
- John Carney, 1994

Most, Career

- 1,076 John Carney, 1990-2000
- 918 LaDainian Tomlinson, 2001-09
- 889 Nate Kaeding, 2004-12

Most, Season

- 186* LaDainian Tomlinson, 2006
- 146 Nate Kaeding, 2009
- 144 Nick Novak, 2013

Most, Season, Non-Kickers

- 186* LaDainian Tomlinson, 2006
- 124 Austin Ekeler, 2021
- 120 LaDainian Tomlinson, 2005

Most, Season, Rookie

- 114 Nate Kaeding, 2004
- 106 Josh Lambo, 2015
- Dennis ParTEE, 1968
- 94 Herb Travenio, 1965

Most, Game

- 30 Kellen Winslow, Nov. 22, 1981 at Oakland
- 24 (10x) Last: Austin Ekeler, Nov. 21, 2021 vs. Pit.
- 20 Mike Williams, Dec. 13, 2018 at Kansas City

TOUCHDOWNS

Most Seasons Leading League

- 3 Lance Alworth, 1964, 1965, 1966
- 2 Austin Ekeler, 2021, 2022
- 1 LaDainian Tomlinson, 2006
- Chuck Muncie, 1981

Most, Career

- 153 LaDainian Tomlinson, 2001-09
- 116 Antonio Gates, 2003-18
- 83 Lance Alworth, 1962-70

Most, Season

- 31* LaDainian Tomlinson, 2006
- 20 Austin Ekeler, 2021
- LaDainian Tomlinson, 2005
- 19 Chuck Muncie, 1981

Most, Game

- 5 Kellen Winslow, Nov. 22, 1981 at Oakland
- 4 (10x) Last: Austin Ekeler, Nov. 21, 2021 vs. Pit.
- 3 (46x) Last: A.Ekeler, Oct. 2, 2022 at Hou.

Most Consecutive Games

- 18* LaDainian Tomlinson, 2004-05
- 10 LaDainian Tomlinson, 2006
- 9 Antonio Gates, 2009-10
- Natrone Means, 1993-94
- Lance Alworth, 1963

POINTS AFTER TOUCHDOWN

Most Seasons Leading League

- 2 Nate Kaeding, 2006
- Rolf Benirschke, 1981, 1982
- 1 Herb Travenio, 1965

Most, Career

- 349 Nate Kaeding, 2004-12
- 328 Rolf Benirschke, 1977-86
- 293 John Carney, 1990-2000

Most, Season

- 58 Nate Kaeding, 2006
- 55 Rolf Benirschke, 1981
- 54 Nate Kaeding, 2004

Most, Game

- 7 (6x) Last: N.Kaeding, Dec. 28, 2008 vs. Den.
- 6 (30x) Last: M.Badgley, Dec. 8, 2019 at. Jax.
- 5 (55x) Last: C.Dicker, Nov. 12, 2023 vs. Detroit

Most Consecutive

- 250 Nate Kaeding, 2004-09
- 128 Nick Novak, 2011-14
- 87 Rolf Benirschke, 1983-86

Most Attempts, Career

- 352 Rolf Benirschke, 1977-86
- 351 Nate Kaeding, 2004-12
- 298 John Carney, 1990-2000

Most Attempts, Season

- 61 Rolf Benirschke, 1981
- 58 Nate Kaeding, 2006
- 55 Nate Kaeding, 2004
- Bob Thomas, 1985

Most Attempts, Game

- 8 Rolf Benirschke, Nov. 22, 1981 at Oakland
- 7 (6x) Last: N.Kaeding, Dec. 28, 2008 vs. Den.
- 6 (38x) Last: M. Badgley, Dec. 8, 2019 at. Jax.

TWO-POINT CONVERSIONS

Most Seasons Leading League

- 1 Ladarius Green, 2015
- Mikhael Ricks, 1999
- Ronnie Harmon, 1994

Most, Career

- 3 Ronnie Harmon, 1990-95
- 2 Keenan Allen, 2013-23
- Jared Cook, 2021
- Austin Ekeler, 2017-23
- Mike Williams, 2017-23
- Antonio Gates, 2003-18
- Melvin Gordon, 2015-19
- Ladarius Green, 2012-15
- Legedu Naanee, 2007-10
- Dave Kocourek, 1960-65

Most, Season

- 3 Ronnie Harmon, 1994
- 2 Jared Cook, 2021
- Austin Ekeler, 2021
- Melvin Gordon, 2018
- Antonio Gates, 2018
- 1 (36x) Last: Trey Pipkins, 2023

Most, Game

- 2* Ladarius Green, Oct. 25, 2015 vs. Oakland
- 1 (44x) Last: Trey Pipkins, Sept. 17, 2023 at Ten.

FIELD GOALS

Most Seasons Leading League

- 1 Nate Kaeding, 2009
- John Carney, 1994

Most, Career

- 261 John Carney, 1990-2000
- 180 Nate Kaeding, 2004-12
- 146 Rolf Benirschke, 1977-86

Most, Season

- 34 Nick Novak, 2013
- John Carney, 1994
- 32 Nate Kaeding, 2009
- 31 Cameron Dicker, 2023
- John Carney, 1993, 1999

Most, Game

- 6 (3x) Last: G.Davis, Oct. 5, 1997 at Oakland
- 5 (13x) Last: C.Dicker, Oct. 21, 2024 at Arizona
- 4 (39x) Last: C.Dicker, Oct. 21, 2024 at Arizona

Most, Game, No Misses

- 6 (3x) Last: G.Davis, Oct. 5, 1997 at Oakland
- 5 (12x) Last: C.Dicker, Oct. 21, 2024 at Arizona
- 4 (28x) Last: C.Dicker, Oct. 21, 2024 at Arizona

Highest Percentage, Career (min. 100 att.)

- 87.0 Nate Kaeding, 2004-12 (180-of-207)
- 84.6 Nick Novak, 2011-14, '17 (110-of-130)
- 81.6 John Carney, 1990-2000 (261-of-320)

Highest Percentage, Season (min. 15 att.)

- 95.0 Cameron Dicker, 2022 (19-of-20)
- 93.9 Cameron Dicker, 2023 (31-of-33)
- 93.8 Cameron Dicker, 2024 (15-of-16)
- Michael Badgley, 2018 (15-of-16)

Most Consecutive

- 32 Nick Novak, 2013-14
- 29 John Carney, 1992-93
- 22 Nate Kaeding, 2009-10

Most Attempts, Career

- 320 John Carney, 1990-2000
- 208 Rolf Benirschke, 1977-86
- 207 Nate Kaeding, 2004-12

Most Attempts, Season

- 40 John Carney, 1993
- 39 Michael Badgley, 2020
- 38 John Carney, 1994

Most Attempts, Game

- 7 Dick Van Raaphorst, Oct. 8, 1966 at N.Y. Jets
- 6 (6x) Last: Steve Christie, Dec. 1, 2002 vs. Den.
- 5 (27x) Last: C.Dicker, Oct. 21, 2024 at Arizona

Longest

- 59 Cameron Dicker, Oct. 21, 2024 at Arizona
- Michael Badgley, Dec. 9, 2018 vs. Cincinnati
- 57 Nate Kaeding, Dec. 21, 2008 at Tampa Bay
- 55 Cameron Dicker, Nov. 6, 2023 at N.Y. Jets
- Cameron Dicker, Oct. 22, 2023 at Kansas City
- Nate Kaeding, Nov. 29, 2009 vs. Kansas City

RUSHING YARDS

Most Seasons Leading League

- 2 LaDainian Tomlinson, 2006, 2007
- 1 Dick Post, 1968
Paul Lowe, 1965

Most, Career

- 12,490 LaDainian Tomlinson, 2001-09
- 4,972 Paul Lowe, 1960-68
- 4,355 Austin Ekeler, 2017-23

Most, Season

- 1,815 LaDainian Tomlinson, 2006
- 1,683 LaDainian Tomlinson, 2002
- 1,645 LaDainian Tomlinson, 2003

Most, Game

- 243 LaDainian Tomlinson, Dec. 28, 2003 vs. Oak.
- 220 LaDainian Tomlinson, Dec. 1, 2002 vs. Denver
- 217 LaDainian Tomlinson, Sept. 29, 2002 vs. N.E.
Gary Anderson, Dec. 18, 1988 vs. Kansas City

Most Games 100 Yards or More, Career

- 46 LaDainian Tomlinson, 2001-09
- 15 Natrone Means, 1993-99
Paul Lowe, 1960-68
- 12 Ryan Mathews, 2010-14

Most Games 100 Yards or More, Season

- 10 LaDainian Tomlinson, 2006
- 7 LaDainian Tomlinson, 2002
Don Woods, 1974
- 6 Ryan Mathews, 2013
LaDainian Tomlinson, 2007
LaDainian Tomlinson, 2004
LaDainian Tomlinson, 2003
Natrone Means, 1994

Most Consecutive Games, 100 Yards or More

- 9 LaDainian Tomlinson, 2006
- 5 Natrone Means, 1994
- 4 LaDainian Tomlinson, 2007

Most Games 200 Yards or More, Career

- 4 LaDainian Tomlinson, 2001-09
- 1 Gary Anderson, 1985-88

Longest Run

- 87t Melvin Gordon, Oct. 29, 2017 at New England
Paul Lowe, Sept. 10, 1961 at Dallas Texans
- 86t Keith Lincoln, Sept. 30, 1962 at Oakland
- 85t LaDainian Tomlinson, Dec. 17, 2006 vs. K.C.

RUSHING TOUCHDOWNS

Most Seasons Leading League

- 3 LaDainian Tomlinson, 2004, 2006, 2007
- 1 Chuck Muncie, 1981
Paul Lowe, 1961, 1965

Most, Career

- 138 LaDainian Tomlinson, 2001-09
- 43 Chuck Muncie, 1980-84
- 39 Austin Ekeler, 2017-23

Most, Season

- 28* LaDainian Tomlinson, 2006
- 19 Chuck Muncie, 1981
- 18 LaDainian Tomlinson, 2005

Most, Game

- 4 LaDainian Tomlinson, Oct. 14, 2007 vs. Oak.
LaDainian Tomlinson, Nov. 12, 2006 at Cin.
LaDainian Tomlinson, Oct. 15, 2006 at S.F.
Chuck Muncie, Nov. 29, 1981 vs. Denver
Clarence Williams, Sept. 16, 1979 vs. Buffalo
- 3 (22x), Last: M.Gordon, Oct. 15, 2018 at Cle.
- 2 (124x), Last: A.Ekeler, Nov. 6, 2023 at NYJ

Most Consecutive Games

- 18* LaDainian Tomlinson, 2004-05
- 9 Natrone Means, 1993-94
- 8 LaDainian Tomlinson, 2006

RUSHING AVERAGE

Most Seasons Leading League (min. 100 att.)

- 2 Paul Lowe, 1960, 1965
- 1 Dickie Post, 1968
Brad Hubbard, 1967
Keith Lincoln, 1963

Highest, Career (minimum 500 att.)

- 4.90 Paul Lowe, 1960-68
- 4.71 Keith Lincoln, 1961-66, '68
- 4.43 Dickie Post, 1967-70

Highest, Season (minimum 100 att.)

- 6.45 Keith Lincoln, 1963
- 6.29 Paul Lowe, 1960
- 5.71 Paul Lowe, 1963

Highest, Game (minimum 10 att.)

- 14.7 Michael Turner, Oct. 7, 2007 at Denver
- 13.8 Keith Lincoln, Sept. 30, 1962 at Oakland
- 13.5 J.K. Dobbins, Sept. 8, 2024 vs. Las Vegas

RUSHING ATTEMPTS

Most, Career

- 2,880 LaDainian Tomlinson, 2001-09
- 1,059 Melvin Gordon, 2015-19
- 1,031 Marion Butts, 1989-93

Most, Season

- 372 LaDainian Tomlinson, 2002
- 348 LaDainian Tomlinson, 2006
- 343 Natrone Means, 1994

Most, Game

- 39 LaDainian Tomlinson, Oct. 20, 2002 at Oak.
Marion Butts, Dec. 17, 1989 at Kansas City
- 37 (3x) Last: L.Tomlinson, Nov. 21, 2004 at Oak.
- 36 LaDainian Tomlinson, Sept. 9, 2001 vs. Was.
Gary Brown, Oct. 5, 1997 at Oakland

PASSING ATTEMPTS

Most Seasons Leading League

- 2 Dan Fouts, 1980, 1981
John Hadl, 1968, 1971
- 1 Philip Rivers, 2015

Most, Career

- 7,591 Philip Rivers, 2004-19
- 5,604 Dan Fouts, 1973-87
- 3,640 John Hadl, 1962-72

Most, Season

- 699 Justin Herbert, 2022
- 672 Justin Herbert, 2021
- 661 Philip Rivers, 2015

Most, Game

- 65 Philip Rivers, Oct. 18, 2015 at Green Bay
- 64 Justin Herbert, Jan. 9, 2022 at Las Vegas (OT)
- 58 Philip Rivers, Oct. 25, 2015 vs. Oakland
Mark Herrmann, Dec. 22, 1985 at K.C.

PASS COMPLETIONS

Most Seasons Leading League

- 2 Dan Fouts, 1980, 1981
John Hadl, 1968, 1971
- 1 Philip Rivers, 2015

Most, Career

- 4,908 Philip Rivers, 2004-19
- 3,297 Dan Fouts, 1973-1987
- 1,824 John Hadl, 1962-1972

Most, Season

- 477 Justin Herbert, 2022
- 443 Justin Herbert, 2021
- 437 Philip Rivers, 2015

Most, Game

- 43 Philip Rivers, Oct. 18, 2015 at Green Bay
- 40 Justin Herbert, Sept. 24, 2023 at Minnesota
- 39 Justin Herbert, Dec. 11, 2022 vs. Miami

Most Consecutive

- 25* Philip Rivers, Nov. 25, 2018 vs. Arizona
- 22 Philip Rivers, Sept. 13, 2015 vs. Detroit –
Sept. 20, 2015 at Cincinnati
- 20 Philip Rivers, Sept. 13, 2015 vs. Detroit

COMPLETION PERCENTAGE

Most Seasons Leading League (min. 140 att.)

- 1 Philip Rivers, 2013
Mark Herrmann, 1985
Dan Fouts, 1979
Tobin Rote, 1963

Highest, Career (minimum 500 att.)

- 66.5 Justin Herbert, 2020-24
- 64.7 Philip Rivers, 2004-19
- 62.2 Drew Brees, 2001-05

Highest, Season (minimum 140 att.)

- 69.5 Philip Rivers, 2013
- 68.2 Justin Herbert, 2022
- 68.3 Philip Rivers, 2018

Highest, Game (minimum 20 att.)

- 96.6 Philip Rivers, Nov. 25, 2018 vs. Ari. (28-of-29)
- 90.0 Philip Rivers, Nov. 1, 2012 vs. K.C. (18-of-20)
- 88.0 Drew Brees, Oct. 31, 2004 vs. Oak. (22-of-25)

PASSING YARDS

Most Seasons Leading League

- 4 Dan Fouts, 1979, 1980, 1981, 1982
- 3 John Hadl, 1965, 1968, 1971
- 1 Philip Rivers, 2010

Most, Career

- 59,271 Philip Rivers, 2004-19
- 43,040 Dan Fouts, 1973-87
- 26,938 John Hadl, 1962-72

Most, Season

- 5,014 Justin Herbert, 2021
- 4,802 Dan Fouts, 1981
- 4,792 Philip Rivers, 2015

Most, Game

- 503 Philip Rivers, Oct. 18, 2015 at Green Bay
- 455 Philip Rivers, Sept. 26, 2010 at Seattle
- 444 Dan Fouts, Dec. 11, 1982 at San Francisco
Dan Fouts, Oct. 19, 1980 vs. N.Y. Giants

Most Games 300 Yards or More, Career

- 70 Philip Rivers, 2004-19
- 51 Dan Fouts, 1973-87
- 26 Justin Herbert, 2020-24

Most Games 300 Yards or More, Season

- 9 Justin Herbert, 2021
- 8 Justin Herbert, 2020
Philip Rivers, 2015, 2019
Dan Fouts, 1980
- 7 Dan Fouts, 1981, 1985

Most Consecutive Games, 300 Yards or More

- 5 Philip Rivers, 2015
- 4 Dan Fouts, 1979, 1980-81
- 3 Justin Herbert, 2020-21, 2021, 2022
Philip Rivers, 2010-11, 2016, 2017
Dan Fouts, 1980, 1985
John Hadl, 1967

Most Games 400 Yards or More, Career

- 11 Philip Rivers, 2004-19
- 6 Dan Fouts, 1973-87
- 1 Justin Herbert, 2020-24
Jim Harbaugh, 1999-2000

Longest Completion

- 99t* Stan Humphries, Sept. 18, 1994 at Seattle
- 91t Jack Kemp, Nov. 12, 1961 at Denver
- 88t Ed Luther, Dec. 3, 1984 vs. Chicago

TOUCHDOWN PASSES

Most Seasons Leading League

- 2 Dan Fouts, 1981, 1982
John Hadl, 1968, 1971
- 1 Philip Rivers, 2008

Most, Career

- 397 Philip Rivers, 2004-19
- 254 Dan Fouts, 1973-87
- 201 John Hadl, 1962-72

Most, Season

- 38 Justin Herbert, 2021
- 34 Philip Rivers, 2008
- 33 Philip Rivers, 2017-18
Dan Fouts, 1981

Most, Game

- 6 Dan Fouts, Nov. 22, 1981 at Oakland
- 5 (4x), Last: Drew Brees, Oct. 31, 2004 vs. Oak.
- 4 (32x), Last: J.Herbert, Nov. 12, 2023 vs. Det.

Most Consecutive Games

- 28 Philip Rivers, 2012-14
- 27 Philip Rivers, 2017-18
- 26 Justin Herbert, 2020-23

INTERCEPTIONS THROWN

Most Seasons Leading League (Most INTs)

- 2 Philip Rivers, 2014, 2016
John Hadl, 1968, 1972

Most, Career

- 242 Dan Fouts, 1973-87
- 211 John Hadl, 1962-72
- 198 Philip Rivers, 2004-19

Most, Season

- 32 John Hadl, 1968
- 26 John Hadl, 1972
- 25 John Hadl, 1971
Jack Kemp, 1960

Most, Game

- 6 Ed Luther, Oct. 31, 1983 vs. Washington
John Hadl, Dec. 8, 1968 vs. Kansas City
- 5 (9x), Last: C.Wheilihan, Dec. 13, 1998 at Sea.
- 4 (33x), Last: P.Rivers, Nov. 18, 2019 vs. K.C.

Fewest, Season (minimum 150 att.)

- 1 Justin Herbert, 2024 (164 att.)
Easton Stick, 2023 (174 att.)
- 3 Ed Luther, 1984 (151 att.)
- 4 Doug Flutie, 2003 (167 att.)
John Friesz, 1993 (238 att.)

Most Consecutive Attempts, None Intercepted

- 233 Justin Herbert, Dec. 26, 2022-Oct. 1, 2023
- 194 Drew Brees, Oct. 17-Dec. 5, 2004
- 170 Philip Rivers, Nov. 27-Dec. 24, 2011

Lowest Percentage, Season (minimum 150 att.)

- 0.6 Justin Herbert, 2024
Easton Stick, 2023
- 1.4 Justin Herbert, 2022
- 1.5 Justin Herbert, 2023

PASSER RATING

Most Seasons Leading League (min. 300 att.)

- 1 Philip Rivers, 2008

Highest, Career (minimum 500 att.)

- 95.7 Justin Herbert, 2020-24
- 95.1 Philip Rivers, 2004-19
- 84.9 Drew Brees, 2001-05

Highest, Season (minimum 300 att.)

- 105.5 Philip Rivers, 2008, 2013, 2018
- 104.8 Drew Brees, 2004
- 104.4 Philip Rivers, 2009

Highest, Game (minimum 20 att.)

- 157.1 Dan Fouts, Sept. 7, 1981 at Cleveland
- 154.4 Philip Rivers, Dec. 8, 2019 at Jacksonville
- 153.1 Drew Brees, Oct. 31, 2004 vs. Oakland

RECEIVING YARDS

Most Seasons Leading League

- 3 Lance Alworth, 1965, 1966, 1968
- 1 Wes Chandler, 1982
John Jefferson, 1980

Most, Career

- 11,841 Antonio Gates, 2003-18
- 10,530 Keenan Allen, 2013-23
- 9,584 Lance Alworth, 1962-70

Most, Season

- 1,602 Lance Alworth, 1965
- 1,393 Keenan Allen, 2017
- 1,383 Lance Alworth, 1966

Most, Game

- 260 Wes Chandler, Dec. 20, 1982 vs. Cincinnati
- 243 Wes Chandler, Sept. 15, 1985 vs. Seattle
- 232 Lance Alworth, Oct. 20, 1963 at Kansas City

Most Games 100 Yards or More, Career

- 41 Lance Alworth, 1962-70
- 38 Keenan Allen, 2013-23
- 24 Kellen Winslow, 1979-87

Most Games 100 Yards or More, Season

- 9 Lance Alworth, 1965
- 8 Lance Alworth, 1966
- 7 Keenan Allen, 2017
John Jefferson, 1980

Most Consecutive Games, 100 Yards or More

- 5 Lance Alworth, 1966
- 4 Keenan Allen, 2017
Wes Chandler, 1982
John Jefferson, 1979-80
Charlie Joiner, 1976
Lance Alworth, 1968
Lance Alworth, 1965
- 3 Keenan Allen, 2023
Kellen Winslow, 1982
Kellen Winslow, 1980
John Jefferson, 1980
John Jefferson, 1979
Gary Garrison, 1971
Lance Alworth, 1967
Lance Alworth, 1965
Lance Alworth, 1964

Most Games 200 Yards or More, Career

- 5* Lance Alworth, 1962-70
- 2 Wes Chandler, 1981-87
- 1 Keenan Allen, 2013-23
Malcom Floyd, 2004-15

Longest Reception

- 99t* Tony Martin, Sept. 18, 1994 at Seattle
- 91t Keith Lincoln, Nov. 12, 1961 at Denver
- 88t Bobby Duckworth, Dec. 3, 1984 at Chicago

RECEIVING AVERAGE

Most Seasons Leading League (min. 35 rec.)

- 1 Mike Williams, 2019
Malcom Floyd, 2011
Wes Chandler, 1982
Gary Garrison, 1970
Lance Alworth, 1965

Average per Catch, Career (minimum 250 rec.)

- 19.4 Lance Alworth, 1962-70
- 18.6 Gary Garrison, 1966-76
- 17.5 Vincent Jackson, 2005-11

Average per Catch, Season (minimum 35 rec.)

- 23.2 Lance Alworth, 1965
- 22.9 Gary Garrison, 1970
- 21.2 Gary Garrison, 1968, 1971

Highest, Game (minimum 5 rec.)

- 36.0 Lance Alworth, Nov. 2, 1963 at New York Jets
- 33.6 Lance Alworth, Nov. 15, 1964 at Kansas City
- 32.0 Lance Alworth, Dec. 19, 1965 vs. Oakland

RECEPTIONS

Most Seasons Leading League

- 3 Lance Alworth, 1966, 1968, 1969
- 2 Kellen Winslow, 1980, 1981

Most, Career

- 955 Antonio Gates, 2003-18
- 904 Keenan Allen, 2013-23
- 586 Charlie Joiner, 1976-86

Most, Season

- 108 Keenan Allen, 2023
- 107 Austin Ekeler, 2022
- 106 Keenan Allen, 2021

Most, Game

- 18 Keenan Allen, Sept. 24, 2023 at Minnesota
- 16 Keenan Allen, Nov. 22, 2020 vs. N.Y. Jets
- 15 Austin Ekeler, Oct. 6, 2019 vs. Denver
Keenan Allen, Sept. 13, 2015 vs. Detroit
Kellen Winslow, Oct. 7, 1984 at Green Bay

Most Consecutive Games With a Catch

- 96 Lance Alworth, 1962-69
- 80 Antonio Gates, 2003-08
- 78 Charlie Joiner, 1978-84

RECEIVING TOUCHDOWNS

Most Seasons Leading League

- 3 Lance Alworth, 1964, 1965, 1966
- 2 John Jefferson, 1978, 1980
- 1 Tony Martin, 1996
Wes Chandler, 1982

Most, Career

- 116 Antonio Gates, 2003-18
- 81 Lance Alworth, 1962-70
- 59 Keenan Allen, 2013-23

Most, Season

- 14 Tony Martin, 1996
Lance Alworth, 1965
- 13 Antonio Gates, 2004
John Jefferson, 1978, 1980
Lance Alworth, 1964, 1966
- 12 Antonio Gates, 2014
Gary Garrison, 1970

Most, Game

- 5* Kellen Winslow, Nov. 22, 1981 at Oakland
- 4 Lance Alworth, Dec. 1, 1968 at Denver
- 3 (14x) Last: D.Woodhead, Dec. 20, 2015 vs. Mia.

Most Consecutive Games

- 9 Antonio Gates, 2009-10
Lance Alworth, 1963
- 7 Lance Alworth, 1967
- 6 John Jefferson, 1980
Lance Alworth, 1964

SCRIMMAGE YARDS

Most Seasons Leading League

- Lance Alworth, 1965, 1968
- LaDainian Tomlinson, 2003

Most, Career

- 16,445 LaDainian Tomlinson, 2001-09
11,841 Antonio Gates, 2003-18
10,643 Keenan Allen, 2013-23

Most, Season

- 2,370 LaDainian Tomlinson, 2003
2,323 LaDainian Tomlinson, 2006
2,172 LaDainian Tomlinson, 2002

Most, Game

- 271 LaDainian Tomlinson, Dec. 1, 2002 vs. Den.
261 Melvin Gordon, Nov. 6, 2016 vs. Tennessee
260 LaDainian Tomlinson, Dec. 28, 2003 vs. Oak.
Wes Chandler, Dec. 20, 1982 vs. Cincinnati

Most Games 100 Yards or More, Career

- 79 LaDainian Tomlinson, 2001-09
44 Lance Alworth, 1962-70
39 Keenan Allen, 2013-23

Most Games 100 Yards or More, Season

- 14 LaDainian Tomlinson, 2006
11 LaDainian Tomlinson, 2003
10 Ryan Mathews, 2011
LaDainian Tomlinson, 2004
LaDainian Tomlinson, 2002

Most Consecutive Games, 100 Yards or More

- 11 LaDainian Tomlinson, 2006
6 Melvin Gordon, 2018
Ryan Mathews, 2011
LaDainian Tomlinson, 2007
LaDainian Tomlinson, 2004
5 Natrone Means, 1994
Lydell Mitchell, 1978

Most Games 200 Yards or More, Career

- 12 LaDainian Tomlinson, 2001-09
5 Lance Alworth, 1962-70
2 Lionel James, 1984-88
Wes Chandler, 1981-87

INTERCEPTIONS

Most Seasons Leading League

- Casey Hayward, 2016
- Eric Weddle, 2011
- Antonio Cromartie, 2007

Most, Career

- 42 Gill Byrd, 1983-92
29 Dick Harris, 1960-65
26 Rodney Harrison, 1994-2002

Most, Season

- 10 Antonio Cromartie, 2007
9 Charlie McNeil, 1961
8 (4x) Last: Ryan McNeil, 2001

Most, Game

- 3 Antonio Cromartie, Nov. 11, 2007 vs. Ind.
Dwayne Harper, Nov. 27, 1995 vs. Oakland
Pete Shaw, Nov. 2, 1980 at Cincinnati
Clarence Duren, Oct. 30, 1977 at Miami
Chris Fletcher, Nov. 30, 1975 at Denver (OT)
Joe Beauchamp, Sept. 24, 1972 vs. Denver
Leslie "Speedy" Duncan, Sept. 25, 1966 at Oak.
Bud Whitehead, Oct. 10, 1965 at Buffalo
Dick Harris, Nov. 17, 1963 at Buffalo
C.McNeil, Sept. 24, 1961 vs. Houston Oilers
C.McNeil, Dec. 18, 1960 vs. Titans of N.Y.
2 (86x) Last: Kyzir White, Oct. 17, 2021 at Bal.

Most Consecutive Games

- 5 Charlie McNeil, 1961
4 Greg Jackson, 1998
Gill Byrd, 1989
Mike Fuller, 1977
Bryant Salter, 1972
3 (18x) Last: Stephen Cooper, 2008

INTERCEPTION RETURN YARDS

Most Seasons Leading League

- Vencie Glenn, 1987
- Charlie McNeil, 1961

Most, Career

- 546 Gill Byrd, 1983-92
502 Charlie McNeil, 1960-64
477 Kenny Graham, 1964-69

Most, Season

- 349 Charlie McNeil, 1961
224 Stanley Richard, 1994
166 Vencie Glenn, 1987

Most, Game

- 177* Charlie McNeil, Sept. 24, 1961 vs. Hou. Oilers
106 Woodrow Lowe, Nov. 18, 1979 vs. Pittsburgh
103 Vencie Glenn, Nov. 29, 1987 vs. Denver

Longest Return

- 103t Vencie Glenn, Nov. 29, 1987 vs. Denver
102t Donald Frank, Oct. 31, 1993 at L.A. Raiders
100t Leslie "Speedy" Duncan, Oct. 15, 1967 vs. K.C.

INTERCEPTION TOUCHDOWNS

Most Seasons Leading League

- Clinton Hart, 2005
- Jeffery Dale, 1985
- John Hendy, 1985
- Gill Byrd, 1984
- Woodrow Lowe, 1979
- Fred Dean, 1977
- Leroy Jones, 1977
- Kenny Graham, 1969
- Joe Beauchamp, 1968
- Earl Faison, 1964
- Henry Schmidt, 1964
- Claude Gibson, 1962
- Dick Harris, 1961

Most, Career

- 5 Kenny Graham, 1964-69
Dick Harris, 1960-65
4 Woodrow Lowe, 1976-86
3 Eric Weddle, 2007-15
Joe Beauchamp, 1966-75

Most, Season

- 3 Dick Harris, 1961
2 (9x) Last: Demorrio Williams, 2012
1 (77x) Last: Bryce Callahan, 2022

Most, Game

- 1 (98x) Last: B.Callahan, Dec. 4, 2022 at L.V.

SACKS

Most Seasons Leading League

- Shawne Merriman, 2006

Most, Career

- 105.5 Leslie O'Neal, 1986-95
69.5 Shaun Phillips, 2004-12
69.0 Joey Bosa, 2016-24

Most, Season

- 17.5 Gary Johnson, 1980
17.0 Khalil Mack, 2023
Shawne Merriman, 2006
Leslie O'Neal, 1992
Steve DeLong, 1969
15.5 Fred Dean, 1978

Most, Game (since 1982)

- 6.0 Khalil Mack, Oct. 1, 2023 vs. Las Vegas
5.0 Leslie O'Neal, Nov. 16, 1986 vs. Dallas
4.0 Antwan Barnes, Dec. 18, 2011 vs. Baltimore
Shaun Phillips, Oct. 3, 2010 vs. Arizona
Leslie O'Neal, Oct. 22, 1995 at Seattle
Leslie O'Neal, Dec. 6, 1992 at Phoenix
Leslie O'Neal, Dec. 22, 1991 vs. Denver

PUNTS

Most Seasons Leading League

- Paul Maguire, 1962

Most, Career

- 771 Darren Bennett, 1995-2003
756 Mike Scifres, 2003-15
519 Dennis Pardee, 1968-75

Most, Season

- 95 Darren Bennett, 1998
92 Darren Bennett, 2000
89 Darren Bennett, 1997, 1999

Most, Game

- 11 (5x), Last: D.Bennett, Oct. 11, 1998 at Oak.
10 (10x) Last: D.Kaser, Nov. 12, 2017 at Jax.
9 (14x), Last: D.Kaser, Dec. 24, 2017 at N.Y. Jets

PUNT YARDS

Most Seasons Leading League

- Paul Maguire, 1962

Most, Career

- 34,152 Mike Scifres, 2003-15
33,776 Darren Bennett, 1995-2003
21,417 Dennis Pardee, 1968-75

Most, Season

- 4,248 Darren Bennett, 2000
4,174 Darren Bennett, 1998
3,972 Darren Bennett, 1997

Most, Game

- 522 Darren Bennett, Oct. 11, 1998 at Oakland
493 Mike Scifres, Nov. 18, 2012 at Denver
492 Dennis Pardee, Nov. 10, 1974 at Kansas City

Longest Punt

- 83 JK Scott, Dec. 10, 2023 vs. Denver
82 Paul Maguire, Nov. 19, 1961 vs. Dallas Texans
73 Dennis Pardee, Oct. 17, 1971 at Denver

PUNTING AVERAGE

Most Seasons Leading League (min. 50 punts)

- Darren Bennett, 2000

Highest, Career (minimum 100 punts)

- 47.4 Drew Kaser, 2016-18
46.5 Ty Long, 2019-21
45.4 JK Scott, 2022-24
45.2 Mike Scifres, 2003-15

Highest, Season (minimum 50 punts)

- 48.3 Mike Scifres, 2012
48.1 Drew Kaser, 2017
46.8 Ty Long, 2020

Highest, Game (minimum 4 punts)

- 59.5 Mike Scifres, Oct. 17, 2010 at St. Louis
Darren Bennett, Oct. 1, 1995 at Pittsburgh
57.4 JK Scott, Dec. 10, 2023 vs. Denver
57.0 Drew Kaser, Oct. 30, 2016 at Denver
Mike Scifres, Oct. 19, 2014 vs. Kansas City
Darren Bennett, Sept. 17, 2000 at Kansas City

PUNT RETURN YARDS

Most Seasons Leading League

- Leslie "Speedy" Duncan, 1965

Most, Career

- 2,388 Mike Fuller, 1975-80
1,651 Leslie "Speedy" Duncan, 1964-70
1,407 Darrien Gordon, 1993-96

Most, Season

- 537 Darrien Gordon, 1996
489 Eric Metcalf, 1997
475 Darrien Gordon, 1994

Most, Game

- 168 Eric Metcalf, Nov. 2, 1997 at Cincinnati
136 Mike Fuller, Nov. 21, 1976 at Buffalo
133 Andre Coleman, Sept. 17, 1995 at Philadelphia

Longest Return

- 95t Leslie "Speedy" Duncan, Nov. 24, 1968 vs. NYJ
90t Darrien Gordon, Sept. 25, 1994 at L.A. Raiders
88t Andre Coleman, Sept. 17, 1995 at Philadelphia
Mike Fuller, Oct. 9, 1977 at New Orleans

PUNT RETURN AVERAGE

Most Seasons Leading League (min. 20 ret.)

- 1 Derius Davis, 2023
- Ron Smith, 1973
- Leslie "Speedy" Duncan, 1965

Highest, Career (minimum 50 ret.)

- 13.7 Darrien Gordon, 1993-96
- 12.0 Leslie "Speedy" Duncan, 1964-70
- 11.3 Mike Fuller, 1975-80

Highest, Season (minimum 20 ret.)

- 16.0 Derius Davis, 2023
- 15.5 Leslie "Speedy" Duncan, 1965
- 14.9 Darrien Gordon, 1996

PUNT RETURN TOUCHDOWNS

Most Seasons Leading League

- 2 Leslie "Speedy" Duncan, 1965, 1966
- 1 Derius Davis, 2023
- Desmond King, 2018
- Eric Metcalf, 1997
- Andre Coleman, 1995
- Darrien Gordon, 1994
- Nate Lewis, 1990
- Kitrick Taylor, 1990
- Ron Smith, 1973

Most, Career

- 4 Leslie "Speedy" Duncan, 1964-70
- 3 Eric Metcalf, 1997
- Darrien Gordon, 1993-96
- 2 (5x) Last: Desmond King, 2017-19

Most, Season

- 3 Eric Metcalf, 1997
- 2 (3x) Last: Darrien Gordon, 1994
- 1 (20x) Last: Derius Davis, 2023

Most, Game

- 2* Eric Metcalf, Nov. 2, 1997 at Cincinnati
- 1 (26x) Last: Derius Davis, Nov. 6, 2023 at NYJ

PUNT RETURNS

Most, Career

- 212 Mike Fuller, 1975-80
- 138 Leslie "Speedy" Duncan, 1964-70
- 124 Lionel James, 1984-88

Most, Season

- 46 Mike Fuller, 1979
- 45 Eric Metcalf, 1997
- 39 Mike Fuller, 1978

Most, Game

- 8 (4x) Last: Leon Johnson, Dec. 7, 2003 at Det.
- 7 (4x) Last: M.Fuller, Dec. 17, 1978 at Hou. Oilers
- 6 (9x) Last: J.Herndon, Dec. 20, 2015 vs. Mia.

Most Fair Catches, Season

- 29 Derius Davis, 2023
- 25 Travis Benjamin, 2017
- 24 Kenny Graham, 1969

Most Fair Catches, Game

- 6 Derius Davis, Dec. 10, 2023 vs. Denver
- Phil McConkey, Dec. 17, 1989 at Kansas City
- 5 Travis Benjamin, Oct. 22, 2017 vs. Denver
- Jeff Graham, Sept. 3, 2000 at Oakland
- Kenny Graham, Oct. 4, 1969 vs. Cincinnati

KICKOFF RETURN YARDS

Most Seasons Leading League

- 1 Ronney Jenkins, 2001
- Lionel James, 1984
- James Brooks, 1982

Most, Career

- 6,469 Darren Sproles, 2005-10
- 3,997 Ronney Jenkins, 2000-02
- 3,914 Andre Coleman, 1994-96

Most, Season

- 1,541 Ronney Jenkins, 2001
- 1,531 Ronney Jenkins, 2000
- 1,528 Darren Sproles, 2005

Most, Game

- 250 Ronney Jenkins, Nov. 18, 2001 at Oakland
- 221 Ronney Jenkins, Sept. 10, 2000 vs. N.O.
- 215 Richard Goodman, Jan. 1, 2012 at Oakland

Longest Return

- 105t Richard Goodman, Jan. 1, 2012 at Oakland
- 103t Darren Sproles, Sept. 14, 2008 at Denver
- Keith Lincoln, Sept. 16, 1962 vs. Titans of N.Y.
- 101t Andre Roberts, Jan. 2, 2022 vs. Denver

KICKOFF RETURN AVERAGE

Most Seasons Leading League (min. 10 ret.)

- 1 Jimmy Warren, 1964

Highest, Career (minimum 75 ret.)

- 25.3 Leslie "Speedy" Duncan, 1964-70
- 25.1 Darren Sproles, 2005-10
- 24.2 Ronney Jenkins, 2000-02

Highest, Season (minimum 10 ret.)

- 32.8 Andre Roberts, 2021
- 29.7 Antonio Cromartie, 2006
- 28.9 Nasir Adderley, 2020

KICKOFF RETURN TOUCHDOWNS

Most Seasons Leading League

- 2 Anthony Miller, 1988, 1989
- 1 Richard Goodman, 2011
- Ronney Jenkins, 2001
- Andre Coleman, 1995
- Nate Lewis, 1991
- Jamie Holland, 1988
- Keith Lincoln, 1962

Most, Career

- 4 Andre Coleman, 1994-96
- 3 Ronney Jenkins, 2000-02
- 2 Darren Sproles, 2005-10
- Anthony Miller, 1988-93

Most, Season

- 2 Ronney Jenkins, 2001
- Andre Coleman, 1995
- Andre Coleman, 1994
- 1 (14x) Last: Andre Roberts, 2021

Most, Game

- 1 (20x) Last: A.Roberts, Jan. 2, 2022 vs. Den.

KICKOFF RETURNS

Most Seasons Leading League

- 1 Lionel James, 1984
- James Brooks, 1982

Most, Career

- 258 Darren Sproles, 2005-10
- 166 Andre Coleman, 1994-96
- 165 Ronney Jenkins, 2000-02

Most, Season

- 67 Ronney Jenkins, 2000
- 63 Darren Sproles, 2005
- 62 Andre Coleman, 1995

Most, Game

- 8 (5x) Last: Darren Sproles, Oct. 26, 2008 at N.O. in London
- 7 (13x) Last: D.Sproles, Oct. 19, 2009 vs. Den.
- 6 (36x) Last: R.Goodman, Jan. 1, 2012 at Oak.

COMBINED KICK & PUNT RETURN YARDS

Most Seasons Leading League

- 1 James Brooks, 1982
- Leslie "Speedy" Duncan, 1965

Most, Career

- 7,404 Darren Sproles, 2005-10
- 5,037 Leslie "Speedy" Duncan, 1964-70
- 4,240 Andre Coleman, 1994-96

Most, Season

- 1,737 Andre Coleman, 1995
- 1,636 Darren Sproles, 2005
- 1,625 Darren Sproles, 2008

COMBINED KICK & PUNT RETURNS

Most Seasons Leading League

- 1 Leslie "Speedy" Duncan, 1965

Most, Career

- 372 Darren Sproles, 2005-10
- 289 Mike Fuller, 1975-80
- 272 Leslie "Speedy" Duncan, 1964-70

Most, Season

- 90 Andre Coleman, 1995
- 81 Darren Sproles, 2005
- 80 Darren Sproles, 2009

SERVICE

Most Seasons

- 17 David Binn, 1994-2010
- 16 Philip Rivers, 2004-19
- Antonio Gates, 2003-18
- 15 Dan Fouts, 1973-87
- Russ Washington, 1968-82
- 14 Don Macek, 1976-89
- Doug Wilkerson, 1971-84

Most Games

- 256 David Binn, 1994-10
- 236 Antonio Gates, 2003-18
- 228 Philip Rivers, 2004-19
- 200 Junior Seau, 1990-2002
- Russ Washington, 1968-82

Most Consecutive Games

- 225 Philip Rivers, 2005-19
- 179 David Binn, 1994-10
- 178 Russ Washington, 1968-80

Most Consecutive Starts

- 224 Philip Rivers, 2006-19
- 148 Russ Washington, 1970-80
- 140 Walt Sweeney, 1964-73

TEAM RECORDS

*NFL Record | †strike-shortened 1982 season

GAMES WON

Most, Season

- 14 2006
- 13 2009
- 12 1961, 1979, 2004, 2018

Fewest, Season

- 1 2000
- 2 1973, 1975
- 4 1962, 1972, 1986, 1991, 1997, 2003, 2015

Most Consecutive

- 15 Nov. 27, 1960–Dec. 3, 1961
- 11 (3x) Last: Oct. 25, 2009–Jan. 3, 2010
- 8 (7x) Last: Oct. 25, 2004–Dec. 13, 2004

Most Consecutive at Home

- 10 Nov. 5, 1978–Nov. 25, 1979
- 9 (3x) Last: Sept. 17, 2006–Sept. 9, 2007
- 8 (4x) Last: Sept. 17, 2006–Dec. 31, 2006

Most Consecutive on Road

- 11 Oct. 2, 1960–Nov. 12, 1961
- 6 (4x) Last: Oct. 14, 2018 –Dec. 30, 2018
- 5 (5x) Last: Oct. 14, 2018 –Dec. 13, 2018

Most Consecutive at Start of Season

- 11 1961
- 6 1994
- 4 1966, 1980, 2002

GAMES LOST

Most, Season

- 15 2000
- 12 1975, 1986, 1991, 1997, 2003, 2015, 2023
- 11 1973, 1998, 2001, 2016, 2019

Fewest, Season

- 2 1961, 1965, 2006
- 3 2009, 1963, 1982†
- 4 1960, 1979, 2004, 2018

Most Consecutive

- 11 (2x) Last: Sept. 3, 2000–Nov. 19, 2000
- 9 (5x) Last: Dec. 4, 2016–Oct. 1, 2017
- 8 (9x) Last: Dec. 4, 2016–Sept. 24, 2017

Most Consecutive at Home

- 7 Nov. 13, 2016–Oct. 1, 2017
- 6 (2x) Last: Nov. 13, 2016–Sept. 24, 2017
- 5 (11x) Last: Nov. 12, 2023–Jan. 7, 2024

Most Consecutive on Road

- 11 Oct. 6, 1985–Oct. 26, 1986
- 8 (4x) Last: Sept. 3, 2000–Dec. 17, 2000
- 7 (7x) Last: Nov. 10, 2002–Oct. 5, 2003

Most Consecutive on Road w/o Victory (Ties incl.)

- 14 Nov. 22, 1970–Nov. 19, 1972

POINTS

Most Seasons Leading League

- 6 1963, 1965, 1981, 1982, 1985, 2006

Most, Season

- 492 2006
- 478 1981
- 474 2021

Most, Game

- 58 Dec. 22, 1963 vs. Denver
- 55 Nov. 22, 1981 at Oakland
- Oct. 20, 1968 vs. Denver
- 54 Nov. 19, 2017 vs. Buffalo

Most Game, Both Teams

- 98 Dec. 8, 1985 vs. Pittsburgh
- 93 Dec. 18, 1960 vs. Titans of New York
- 90 Nov. 12, 2006 at Cincinnati

Most, Half

- 42 Nov. 12, 2006 at Cincinnati (2nd half)
- 41 Nov. 5, 1961 vs. Titans of N.Y. (2nd half)
- 37 Nov. 19, 2017 vs. Buffalo (1st half)

Most, Quarter

- 28 Nov. 25, 2018 vs. Arizona (2nd quarter)
- Nov. 15, 1964 at K.C. (2nd quarter)
- Nov. 5, 1961 vs. Titans of N.Y. (3rd quarter)
- Sept. 24, 1961 vs. Houston Oilers (2nd quarter)

Most, Quarter, Both Teams

- 41 Nov. 21, 2021 vs. Pittsburgh (4th quarter)
- Oct. 10, 2021 vs. Cleveland (4th quarter)
- 38 Dec. 26, 2021 at Houston (4th quarter)
- Sept. 14, 2008 at Denver (2nd quarter)
- Oct. 19, 1986 at Kansas City (2nd quarter)
- Oct. 6, 1963 at Denver (2nd quarter)
- Oct. 7, 1961 at Boston (2nd quarter)

Fewest, Season

- 188 1973
- 189 1975
- 212 1974

Fewest, Game

- 0 (29x) Last: Dec. 6, 2020 vs. New England

Most Consecutive Games Not Shutout

- 240 Nov. 7, 1999–Nov. 2, 2014
- 114 Oct. 4, 1992–Oct. 24, 1999
- 105 Sept. 7, 1962–Oct. 26, 1969
- 98 Nov. 16, 2014–Nov. 29, 2020

TOUCHDOWNS

Most Seasons Leading League

- 6 1963, 1979, 1981, 1982, 1985, 2006

Most, Season

- 61 1981
- 60 1985
- 59 2006

Most, Game

- 8 Dec. 8, 1985 vs. Pittsburgh
- Nov. 22, 1981 at Oakland
- 7 (9x) Last: Oct. 10, 2021 vs. Cleveland
- 6 (37x) Last: Dec. 8, 2019 at Jacksonville

Fewest, Season

- 22 1973, 1975
- 23 1998
- 25 1977, 1999

POINTS AFTER TOUCHDOWN

Most Seasons Leading League

- 5 1965, 1981, 1982, 1985, 2006

Most, Season

- 58 2006
- 55 1981
- 54 2004

Most, Game

- 7 (7x) Last: Dec. 28, 2008 vs. Denver
- 6 (30x) Last: Dec. 8, 2019 at Jacksonville
- 5 (54x) Last: Nov. 12, 2023 vs. Detroit

Fewest, Season

- 19 1973, 1998
- 20 1975
- 21 1977

TWO-POINT CONVERSIONS

Most Seasons Leading League

- 4 2008, 2010, 2018, 2021

Most, Season

- 7 2021
- 6 2018
- 3 1994

Most, Game (since 1994)

- 2 Dec. 2, 2018 at Pittsburgh
- Sept. 9, 2018 vs. Kansas City
- Oct. 25, 2015 vs. Oakland
- 1 (39x) Last: Sept. 17, 2023 at Tennessee

Most Attempts, Season

- 11 2021
- 8 2018
- 7 1994

Most Attempts, Game (since 1994)

- 3 Dec. 26, 2021 at Houston
- Sept. 9, 2018 vs. Kansas City
- Sept. 4, 1994 at Denver
- 2 (6x) Last: Oct. 10, 2021 vs. Cleveland
- 1 (51x) Last: Sept. 8, 2024 vs. Las Vegas

FIELD GOALS

Most Seasons Leading League

- 2 1994, 2009

Most, Season

- 34 1994, 2013
- 32 2009
- 31 1993, 1999, 2022, 2023

Most, Game

- 6 (3x) Last: Oct. 5, 1997 at Oakland
- 5 (13x) Last: Oct. 21, 2024 at Arizona
- 4 (39x) Last: Jan. 7, 2024 vs. Kansas City

Most Attempts, Season

- 43 2001
- 40 1993
- 38 1994

Most Attempts, Game

- 7 Oct. 8, 1966 at N.Y. Jets
- 6 (6x) Last: Nov. 19, 2017 vs. Buffalo
- 5 (29x) Last: Oct. 21, 2024 at Arizona

Most, Game, Both Teams

- 9 Sept. 29, 1996 vs. Kansas City
- 8 Nov. 3, 1996 at Indianapolis
- Nov. 9, 1975 vs. New England
- 7 (17x) Last: Oct. 17, 2022 vs. Denver (OT)

Most Attempts, Game, Both Teams

- 10 (4x) Last: Dec. 12, 1999 vs. Seattle
- 9 (3x) Last: Dec. 1, 2002 vs. Denver
- 8 (24x) Last: Dec. 31, 2023 at Denver

Fewest Made, Season

- 6 1974
- 10 1976
- 12 1964, 1970, 1973, 1975

Fewest Attempts, Season

- 16 1974
- 19 1970
- 20 1962, 1976, 1988, 2003

FIRST DOWNS

Most Seasons Leading League (Total)

7 1965, 1969, 1980, 1981, 1982, 1983, 1985

Most, Season

401 2021
380 1985
379 1981

Most, Game

35 Oct. 19, 1986 at Kansas City
34 Nov. 18, 1984 vs. Miami (OT)
Dec. 20, 1982 vs. Cincinnati
33 Nov. 21, 2021 vs. Pittsburgh
Sept. 9, 2018 vs. Kansas City
Sept. 15, 2013 at Philadelphia
Oct. 31, 2004 vs. Oakland

Most, Game, Both Teams

62 Sept. 15, 1985 vs. Seattle
60 Sept. 10, 2023 vs. Miami
58 Dec. 29, 2002 vs. Seattle (OT)
Sept. 22, 1985 at Cincinnati
Nov. 18, 1984 vs. Miami (OT)

Fewest, Season

198 1973, 1975
208 1961
217 1962

Fewest, Game

3 Nov. 30, 1975 at Denver (OT)
5 Nov. 16, 2003 at Denver
Oct. 5, 1970 vs. Oakland
6 Dec. 24, 2000 vs. Pittsburgh
Nov. 22, 1987 at Seattle

Most Seasons Leading League (Rushing)

3 1963, 1965, 2006

Most by Rushing, Season

137 2006
131 2004
127 1965, 1981

Most by Rushing, Game

19 Nov. 27, 1960 vs. Oakland
18 Oct. 3, 1965 vs. Houston Oilers
17 (4x) Last: Sept. 10, 2023 vs. Miami

Fewest by Rushing, Game

0 Dec. 5, 2010 vs. Oakland
Nov. 14, 1999 at Oakland
1 (18x) Last: Oct. 29, 2023 vs. Chicago
2 (54x) Last: Oct. 16, 2023 vs. Dallas

Most Seasons Leading League (Passing)

7 1968, 1971, 1980, 1981, 1982, 1983, 1985

Most by Passing, Season

259 1985
256 2021
244 1980

Most by Passing, Game

27 Sept. 15, 1985 vs. Seattle
26 Oct. 18, 2015 at Green Bay
23 Dec. 20, 1982 vs. Cincinnati
Oct. 19, 1980 vs. N.Y. Giants

Fewest by Passing, Season

89 1975
93 1973
110 1961

Fewest by Passing, Game

0 Sept. 20, 1998 at Kansas City
1 Nov. 30, 1975 at Denver (OT)
2 (3x) Last: Nov. 16, 2003 at Denver

Most Seasons Leading League (Penalty)

2 1960, 1970

Most by Penalty, Season

39 2013, 2019
37 2004, 2014
36 2016, 2020

Most by Penalty, Game

7 Oct. 17, 2022 vs. Denver (OT)
Nov. 13, 2016 vs. Tennessee
Nov. 15, 1998 vs. Baltimore
Nov. 30, 1997 vs. Denver
6 (5x) Last: Nov. 30, 2014 at Baltimore
5 (23x) Last: Nov. 21, 2021 vs. Pittsburgh

Fewest by Penalty, Season

11 1975
12 1964
13 1968

NET YARDS GAINED

Most Seasons Leading League

8 1963, 1965, 1980, 1981, 1982, 1983, 1985, 2010

Most, Season

6,744 1981
6,634 2021
6,535 1985

Most, Game

661 Dec. 20, 1982 vs. Cincinnati
593 Nov. 10, 1985 vs. L.A. Raiders
581 Oct. 20, 1968 vs. Denver

Most, Game, Both Teams

1,102 Dec. 20, 1982 vs. Cincinnati
1,057 Oct. 20, 1968 vs. Denver
1,050 Sept. 15, 2013 at Philadelphia

Fewest, Season

3,411 1975
3,622 1973
3,953 1970

Fewest, Game

70 Nov. 2, 1969 at Denver
93 Oct. 5, 1975 vs. Oakland
96 Nov. 16, 2003 at Denver

Most Total Offensive Plays, Season

1,154 1984, 2022
1,135 1980
1,129 1981

Fewest Total Offensive Plays, Season

617 1982[†]
753 1963
759 1964

RUSHING

Most Seasons Leading League (Attempts)

1 1965

Most Attempts, Season

590 1978
525 2004
522 2006

Most Attempts, Game

58 Nov. 20, 1977 vs. Oakland
53 Dec. 16, 2007 vs. Detroit
Sept. 10, 1978 vs. Oakland
Dec. 3, 1972 vs. Oakland
52 Nov. 27, 1960 vs. Oakland

Fewest Attempts, Season

267 1982[†]
351 2000
361 1966

Most Seasons Leading League (Yards)

2 1963, 1965

Most Yards, Season

2,578 2006
2,257 1990
2,248 1991

Most Yards, Game

289 Dec. 28, 2008 vs. Denver
287 Oct. 13, 1963 vs. N.Y. Jets
274 Dec. 16, 2007 vs. Detroit

Fewest Yards, Game

2 Dec. 17, 1961 vs. Boston
3 Nov. 19, 1961 vs. Dallas Texans
11 Nov. 20, 1960 vs. Buffalo

Most Seasons Leading League (Touchdowns)

4 1961, 1981, 1982, 2006

Most Touchdowns, Season

32 2006
26 1981
25 1979

Fewest Touchdowns, Season

4 2012, 2015
5 1997
6 2014

Most Touchdowns, Game

5 (4x) Last: Dec. 28, 2008 vs. Denver
4 (22x) Last: Dec. 25, 2009 at Tennessee
3 (49x) Last: Sept. 10, 2023 vs. Miami

RUSHING AVERAGE

Most Seasons Leading League

6 1960, 1963, 1965, 1969, 1991, 2003

Most, Season

5.6 1963
5.1 2003
4.9 2006

Highest, Game

8.52 Dec. 24, 1967 vs. N.Y. Jets
8.44 Dec. 22, 1963 vs. Denver
8.26 Nov. 5, 2006 vs. Cleveland

PASSING

Most Seasons Leading League (Attempts)

3 1968, 1984, 1985

Most Attempts, Season

711 2022

674 2021

667 2015

Most Attempts, Game

65 Oct. 18, 2015 at Green Bay
Oct. 19, 1986 at Kansas City

64 Jan. 9, 2022 at Las Vegas (OT)

58 Oct. 25, 2015 vs. Oakland

Dec. 22, 1985 at Kansas City

Fewest Attempts, Season

337 1975

338 1982[†]

349 1974

Fewest Attempts, Game

6 Dec. 19, 2004 at Cleveland

10 Dec. 18, 1988 vs. Kansas City

11 (2x) Last: Oct. 28, 2007 vs. Houston

Most Seasons Leading League (Completions)

3 1983, 1984, 1985

Most Completions, Season

485 2022

443 2021

442 2015

Most Completions, Game

43 Oct. 18, 2015 at Green Bay

41 Sept. 24, 2023 at Minnesota

39 Dec. 11, 2022 vs. Miami

Fewest Completions, Game

1 at Kansas City Sept. 20, 1998

3 vs. Oakland Oct. 5, 1975

4 at Cleveland Dec. 19, 2004

vs. Kansas City Nov. 2, 1986

Most Seasons Leading League (Net Yards)

11 1965, 1968, 1971, 1978, 1979, 1980, 1981, 1982,
1983, 1985, 2017

Most Net Yards Gained, Season

4,870 1985

4,800 2021

4,739 1981

Most Net Yards Gained, Game

494 Sept. 15, 1985 vs. Seattle

488 Oct. 18, 2015 at Green Bay

486 Dec. 20, 1982 vs. Cincinnati

Fewest Net Yards Gained, Season

1,610 1975

1,808 1973

2,244 1977

Fewest Net Yards Gained, Game

-22 Oct. 5, 1975 vs. Oakland

-19 Sept. 20, 1998 at Kansas City

7 Sept. 16, 1973 at Washington

Most Seasons Leading League (Touchdowns)

5 1971, 1981, 1982, 1985, 2008

Most Touchdowns, Season

38 2021

37 1985

34 1981, 2008

Fewest Touchdowns, Season

7 1975

9 1973

11 1977, 1988, 1998

Most Touchdowns, Game

7* Nov. 22, 1981 at Oakland

5 (9x) Last: Oct. 31, 2004 vs. Oakland

4 (35x) Last: Nov. 12, 2023 vs. Detroit

Most Seasons Leading League (Fewest INTs)

2 1966, 2004

Most Had Intercepted, Season

34 1962, 1998

33 1968, 1983, 1986

30 1964, 1973, 1978, 1985, 2000

Most Had Intercepted, Game

7 Dec. 13, 1998 at Seattle

Dec. 8, 1968 vs. Kansas City

6 (6x) Last: Oct. 24, 1999 vs. Green Bay

5 (14x) Last: Dec. 27, 1987 at Denver

Fewest Had Intercepted, Season

8 2004, 2023

9 2006

10 2009, 2020, 2022

SACKED ATTEMPTING TO PASS

Most Seasons Leading League (Least Sacked)

5 1963, 1964, 1967, 1968, 2017

Most Times, Season

57 1970

53 2000

51 1997

Fewest Times, Season

11 1967

12 1982[†]

18 1968, 2017

Most Times Sacked Opponent, Season

62 1986

61 2006

60 1980

Most Times Sacked Opponent, Game

11 Dec. 23, 2012 at N.Y. Jets

Nov. 16, 1986 vs. Dallas

10 Sept. 24, 1978 vs. Green Bay

9 (5x) Last: Dec. 24, 2016 at Cleveland

INTERCEPTIONS

Most Seasons Leading League (Interceptions)

3 1961, 2007, 2016

Most, Season

49* 1961

31 1969

30 1964, 2007

Most, Game

6 (6x) Last: vs. Indianapolis Nov. 11, 2007

5 (9x) Last: vs. Buffalo Nov. 19, 2017

4 (30x) Last: at Indianapolis Nov. 28, 2010

Most, Game, Both Teams

10 Dec. 13, 1998 at Seattle

9 Sept. 21, 1980 at Denver

Nov. 1, 1964 at Oakland

8 (11x) Last: Nov. 11, 2007 vs. Indianapolis

Fewest, Season

7 2014

9 1970, 2023

10 2005

Most Consecutive Games

46* 1960-63

Most Seasons Leading League (Return Yards)

2 1961, 1964

Most Yards Returned, Season

929* 1961

562 1979

499 1984

Most Yards Returned, Game

194 Sept. 24, 1961 vs. Houston Oilers

174 Oct. 29, 1961 vs. Denver

171 Nov. 18, 1979 vs. Pittsburgh

Fewest Yards Returned, Season

31 2023

65 2014

90 1970

Most Seasons Leading League (Return TDs)

1 1961

Most Touchdowns by Returns, Season

9* 1961

5 2012

4 1984, 2000

Most Touchdowns by Returns, Game

2 Nov. 28, 2010 at Indianapolis

Oct. 29, 1961 vs. Denver

1 (93x) Last: Dec. 4, 2022 at Las Vegas

PUNTS

Most, Season

95 1998
92 2000
90 1997

Most, Game

11 (5x) Last: Oct. 11, 1998 at Oakland
10 (11x) Last: Nov. 12, 2017 at Jacksonville
9 (12x) Last: Dec. 24, 2017 at N.Y. Jets

Fewest, Season

23 1982[†]
45 1972
47 2011

Fewest, Game

0 (8x) Last: Sept. 19, 2021 vs. Dallas
1 (38x) Last: Oct. 9, 2022 at Cleveland
2 (85x) Last: Oct. 21, 2024 at Arizona

Fewest, Game, Both Teams

1 (3x) Last: Sept. 19, 2021 vs. Dallas
2 (9x) Last: Dec. 16, 2021 vs. Kansas City
3 (18x) Last: Nov. 12, 2023 vs. Detroit

PUNT YARDS

Most Seasons Leading League (Yards)

1 1962

Most, Season

4,248 2000
4,174 1998
3,972 1997

Most, Game

522 Oct. 11, 1998 at Oakland
493 Nov. 18, 2012 at Denver
492 Nov. 10, 1974 at Kansas City

Fewest, Season

868 1982[†]
1,813 1972
2,123 2021

Most Seasons Leading League (Average)

4 1960, 1969, 1987, 2000

Highest Average, Season

48.1 2017
47.7 2024
47.5 2011
47.0 2019

Lowest Average, Season

36.3 1978
36.5 1979
36.8 1975

PUNT RETURNS

Most Seasons Leading League (Returns)

1 1965

Most, Season

57 1978
52 1979
49 2003

Most, Game

8 (4x) Last: Dec. 7, 2003 at Detroit
7 (7x) Last: Dec. 7, 1978 at Houston
6 (13x) Last: Dec. 20, 2015 vs. Miami

Fewest, Season

12 1982[†]
18 2021
20 2015

Most Seasons Leading League (Fair Catches)

3 1968, 1969, 1991

Most Fair Catches, Season

32 1969
29 2023
26 2015, 2017

Most Fair Catches, Game

6 (3x) Last: Dec. 10, 2023 vs. Denver
5 (3x) Last: Sept. 3, 2000 at Oakland
4 (14x) Last: Jan. 7, 2024 vs. Kansas City

Fewest Fair Catches, Season

0 1960, 1961, 1962, 1963, 1964, 1965, 1975
1 1976
3 1977

PUNT RETURN YARDS

Most Seasons Leading League (Return Yards)

1 1965

Most, Season

590 1978
559 1996
542 1998

Most, Game

168 Nov. 2, 1997 at Cincinnati
151 Sept. 20, 1965 vs. Kansas City
139 Nov. 5, 1961 vs. Titans of N.Y.

Fewest, Season

84 2015
100 2020
107 2021

Most Seasons Leading League (Average)

3 1965, 1966, 1973

Highest Average, Season

16.0 2023
15.5 1961
14.7 1996

Lowest Average, Season

4.2 2015
5.4 2019
5.6 1970, 2020

PUNT RETURN TOUCHDOWNS

Most Seasons Leading League

8 1965, 1973, 1990, 1994, 1995, 1997, 2018, 2023

Most, Season

3 1997
2 1965, 1973, 1990, 1994
1 (17x) Last: 2023

Most, Game

2[†] Nov. 2, 1997 at Cincinnati
1 (26x) Last: Nov. 6, 2023 at N.Y. Jets

KICKOFF RETURNS

Most Seasons Leading League

2 1982, 2003

Most, Season

84 2003
83 2000
75 1997

Most, Game

9 (7x) Last: Nov. 3, 2002 vs. N.Y. Jets
8 (15x) Last: Oct. 26, 2008 at N.O. in London
7 (51x) Last: Sept. 26, 2010 at Seattle

Most, Game, Both Teams

17 Dec. 8, 1985 vs. Pittsburgh
16 Dec. 18, 1960 vs. Titans of New York
15 (3x) Last: Oct. 2, 1983 at N.Y. Giants

KICKOFF RETURN YARDS

Most Seasons Leading League (Return Yards)

1 1962

Most, Season

1,804 2003
1,792 2000
1,716 2001

Most, Game

269 Nov. 18, 2001 at Oakland
242 Oct. 21, 1973 vs. Atlanta
232 Dec. 13, 1964 vs. Kansas City

Fewest, Season

390 2023
474 2017
508 2016

Most Seasons Leading League (Average)

3 1988, 1990, 2001

Highest Average, Season

26.0 2001
25.6 2011
25.5 2007

Lowest Average, Season

16.5 1961
17.5 1986
18.0 1992

KICKOFF RETURN TOUCHDOWNS

Most Seasons Leading League

6 1988, 1989, 1991, 1995, 2001, 2011

Most, Season

2 1988, 1994, 1995, 2001
1 1962, 1985, 1989, 1991, 1997, 2000, 2004, 2007, 2008, 2011, 2012, 2021

Most, Game

1 (20x) Last: Jan. 2, 2022 vs. Denver

PENALTIES

Most Seasons Leading League (Penalties)

4 1962, 1964, 1965, 1981

Most, Season

137 1998
129 1997
128 1981

Most, Game

19 Nov. 16, 1997 at Kansas City
16 Nov. 15, 1998 vs. Baltimore
15 Nov. 3, 1997 at Indianapolis

Fewest, Season

63 1969
64 1982[†]
68 1966

Fewest, Game

0 (5x) Last: Oct. 9, 2011 at Denver
1 (31x) Last: Jan. 7, 2024 vs. Kansas City
2 (41x) Last: Dec. 10, 2023 vs. Denver

Most Seasons Leading League (Penalty Yards)

3 1960, 1961, 1966

Most Yards, Season

1,229 1998
1,101 1997
1,039 1988

Most Yards, Game

148 Oct. 13, 1963 vs. N.Y. Jets
146 Nov. 15, 1998 vs. Baltimore
Nov. 16, 1997 at Kansas City
138 Nov. 16, 1981 at Seattle

FUMBLES

Most Seasons Leading League (Fewest Fumbles)

4 1963, 1966, 1993, 2021

Most, Season

44 1985

42 1983

40 1972, 1973, 1980

Most, Game

9 Sept. 24, 1978 vs. Green Bay

7 Sept. 30, 1973 vs. Cincinnati

6 (5x) Last: Dec. 13, 1987 vs. Pittsburgh

Most by Opponent, Game

9 Nov. 15, 1964 at Kansas City

7 (3x) Last: Sept. 9, 2001 vs. Washington

6 (6x) Last: Dec. 9, 1995 vs. Arizona

Most, Game, Both Teams

11 (3x) Last: Oct. 13, 1985 vs. Kansas City

10 (5x) Last: Nov. 25, 1990 vs. Seattle

9 (7x) Last: Sept. 9, 2001 vs. Washington

Fewest, Season

10 2021

13 1993

14 2009, 2013

Most Seasons Leading League (Fewest Lost Fum.)

5 1963, 1966, 1970, 1979, 1993

Most Lost, Season

22 1980, 1981, 1983

21 1973, 1978

20 1972, 1987, 2000

Most Lost, Game

6 Sept. 24, 1978 vs. Green Bay

4 (11x) Last: Dec. 14, 2023 at Las Vegas

3 (41x) Last: Nov. 26, 2023 vs. Baltimore

Most Own Recovered, Season

25 1985

21 1979

20 1972, 1973, 1975, 1983

Most Own Recovered, Game

5 (5x) Last: Dec. 26, 1999 vs. Oakland

4 (7x) Last: Sept. 14, 2014 vs. Seattle

3 (43x) Last: Nov. 6, 2023 at N.Y. Jets

Fewest Own Recovered, Season

3 2021

4 1963, 2013

7 1989, 2009

Most Opponents Recovered, Season

22 1986

18 1973, 1979, 1980, 1981, 2007

17 1960, 1961, 1963, 1983, 1984

Fewest Opponents Recovered, Season

3 2019

4 2011

5 1963

POINTS ALLOWED

Most Seasons Leading League (Fewest Points)

2 1961, 1963

Most, Season

462 1983

459 2021

441 2003

Most, Game

63 Dec. 14, 2023 at Las Vegas

57 Oct. 1, 2000 at St. Louis

52 Nov. 25, 1984 at Pittsburgh

Most, Quarter

31 Dec. 8, 1963 at Oakland (4th quarter)

30 Nov. 20, 1983 at St. Louis Cardinals (2nd quarter)

28 (5x) Last: Nov. 28, 1999 at Min. (2nd quarter)

Fewest, Season

205 1977

219 1961

221 1982[†]

Fewest, Game

0 (19x) Last: Dec. 3, 2023 at New England

3 (18x) Last: Sept. 15, 2024 at Carolina

6 (20x) Last: Nov. 6, 2023 at N.Y. Jets

FIRST DOWNS ALLOWED

Most Seasons Leading League (Fewest Total)

1 2010

Most, Season

383 2021

365 1981

364 1985

Most, Game

34 Sept. 14, 2008 at Denver

Dec. 29, 2002 vs. Seattle

Nov. 19, 2000 at Denver

33 Sept. 26, 2021 at Kansas City

Sept. 23, 2018 at L.A. Rams

Nov. 23, 2003 vs. Cincinnati

32 Oct. 4, 2009 at Pittsburgh

Fewest, Season

190 1965

196 1982[†]

224 1962

Fewest, Game

5 Dec. 12, 2010 vs. Kansas City

Sept. 19, 1976 at Tampa Bay

6 Oct. 11, 1998 at Oakland

Oct. 22, 1961 at Oakland

7 (6x) Last: Sept. 15, 2024 at Carolina

Most by Rushing, Season

154 1975

144 2021

143 1971

Most by Rushing, Game

19 (3x) Last: Nov. 22, 1987 at Seattle

17 Sept. 23, 1962 vs. Houston

16 Oct. 16, 1977 vs. New England

Dec. 18, 1966 vs. Kansas City

Fewest by Rushing, Season

54 1965

65 1982[†]

71 1969

Fewest by Rushing, Game

0 (5x) Last: Nov. 28, 2010 at Indianapolis

1 (25x) Last: Sept. 8, 2024 vs. Las Vegas

2 (47x) Last: Nov. 6, 2023 at N.Y. Jets

Most Seasons Leading League (Fewest Passing)

1 2014

Most by Passing, Season

218 1985

216 1981

213 2008

Most by Passing, Game

24 Nov. 19, 2000 at Denver

23 Sept. 10, 2023 vs. Miami

Sept. 18, 2011 at New England

22 (4x) Last: Nov. 15, 2009 vs. Philadelphia

Fewest by Passing, Season

105 1977

114 1971

116 1965

Fewest by Passing, Game

1 (3x) Last: Dec. 28, 2003 vs. Oakland

2 (6x) Last: Dec. 19, 2004 at Cleveland

3 (13x) Last: Sept. 15, 2024 at Carolina

Most Seasons Leading League (Fewest Penalty)

1 1992

Most by Penalty, Season

41 2000, 2004, 2014

40 2021

35 1981, 1997, 1998

Most by Penalty, Game

7 Sept. 24, 2023 at Minnesota

Nov. 5, 2006 vs. Cleveland

6 (9x) Last: Sept. 24, 2017 vs. Kansas City

5 (23x) Last: Jan. 9, 2022 at Las Vegas (OT)

Fewest by Penalty, Season

12 1982[†]

13 1969, 1992

14 1976

NET YARDS ALLOWED

Most Seasons Leading League (Fewest Net Yards)

4 1961, 1965, 1998, 2010

Most, Season

6,265 1985

6,170 2023

6,136 1981

Most, Game

614 Oct. 1, 2000 at St. Louis

591 Dec. 29, 2002 vs. Seattle

553 Sept. 22, 1996 at Oakland

Fewest, Season

3,253 1982[†]

3,268 1965

3,652 1977

Fewest, Game

58 Oct. 22, 1961 at Oakland

67 Dec. 12, 2010 vs. Kansas City

99 Nov. 1, 1992 vs. Indianapolis

RUSHING ALLOWED

Most Seasons Leading League (Fewest Att.)

3 1965, 1979, 2004

Most Attempts, Season

606 1975

559 1973

552 1983

Most Attempts, Game

61 Oct. 25, 1981 at Chicago (OT)

60 Nov. 30, 1975 at Denver (OT)

59 Sept. 18, 1977 at Oakland

Fewest Attempts, Season

230 1982[†]

306 1965

355 2004

Fewest Attempts, Game

9 Dec. 16, 2007 vs. Detroit

Sept. 7, 1986 vs. Miami

10 (2x) Last: Sept. 16, 2012 vs. Tennessee

11 (6x) Last: Nov. 3, 2019 vs. Green Bay

Most Seasons Leading League (Fewest Yards)

3 1965, 1998, 2005

Most Yards, Season

2,478 2022

2,442 1975

2,403 1966

Most Yards, Game

378 Nov. 4, 2007 at Minnesota

355 Dec. 20, 2014 at San Francisco

328 Nov. 30, 1975 at Denver (OT)

Fewest Yards, Season

961 1982[†]

1,094 1965

1,140 1998

Fewest Yards, Game

2 Oct. 22, 1961 at Oakland

11 Dec. 17, 2000 at Carolina

13 Oct. 5, 1997 at Oakland

Most Seasons Leading League (Fewest TDs)

2 1961, 1963

Most Touchdowns, Season

26 1983

25 1971, 1981, 1985

23 1973, 1984

Fewest Touchdowns, Season

7 1961, 1965

8 1999, 2011

10 (12x) Last: 2012

Most Touchdowns, Game

5 Oct. 21, 1973 vs. Atlanta

Sept. 18, 1960 at Houston

4 (11x) Last: Nov. 3, 2013 at Washington

3 (51x) Last: Nov. 12, 2023 vs. Detroit

PASSING ALLOWED

Most Seasons Leading League (Fewest Att.)

2 1966, 2019

Most Attempts, Season

636 1996
607 2002, 2004
605 2008

Most Attempts, Game

61 Sept. 20, 1987 vs. St. Louis
58 (2x) Last: Oct. 3, 2004 vs. Tennessee
57 (2x) Last: Sept. 22, 1996 at Oakland

Fewest Attempts, Season

330 1977
341 1973
342 1982[†]

Fewest Attempts, Game

7 Nov. 6, 1977 at Detroit
12 (2x) Last: Dec. 10, 1972 at Denver
13 (4x) Last: Oct. 4, 1987 at Cincinnati

Most Seasons Leading League (Fewest Cmp.)

1 1966

Most Completions, Season

411 2008
389 2023
375 2002

Most Completions, Game

40 Dec. 20, 1982 vs. Cincinnati
39 Oct. 3, 2004 vs. Tennessee
37 Oct. 9, 1994 Kansas City

Fewest Completions, Season

170 1966
172 1977
177 1973

Fewest Completions, Game

3 Sept. 19, 1976 at Tampa Bay
5 (5x) Last: Oct. 4, 1987 at Cincinnati
6 (6x) Last: Dec. 28, 2003 vs. Oakland

Most Seasons Leading League (Fewest Net Yds)

4 1961, 1964, 1965, 2010

Most Net Yards, Season

4,311 1981
4,295 2002
4,293 1985

Most Net Yards, Game

466 Sept. 10, 2023 vs. Miami
453 Nov. 10, 2002 at St. Louis
451 Oct. 1, 2000 at St. Louis

Fewest Net Yards, Season

1,725 1977
2,155 1966
2,174 1965

Fewest Net Yards, Game

-13 Oct. 4, 1987 at Cincinnati
-4 Sept. 19, 1976 at Tampa Bay
0 Dec. 28, 2003 vs. Oakland
Dec. 6, 1970 vs. Cincinnati

Most Seasons Leading League (Fewest TDs)

4 1963, 1965, 1966, 1979

Most Touchdowns, Season

36 2003
33 2000
31 1997

Most Touchdowns, Game

5 (9x) Last: Dec. 14, 2023 at Las Vegas
4 (31x) Last: Oct. 22, 2023 at Kansas City
3 (116x) Last: Sept. 24, 2023 at Minnesota

Fewest Touchdowns, Season

10 1982[†]
11 1979
13 1966, 1970, 1974

PUNT RETURNS ALLOWED

Most Seasons Leading League (Fewest Returns)

7 1960, 1963, 1966, 1967, 1968, 1982, 2004

Most by Opponents, Season

56 1988
51 1996, 2000
49 1998

Fewest by Opponents, Season

7 1982[†]
16 1968
17 1960, 1972

Most Yards by Opponents, Season

722 2000
612 1996
601 1976

Most Yards by Opponent, Game

160 Sept. 13, 2010 at Kansas City
150 Dec. 27, 1987 at Denver
145 Dec. 6, 2020 vs. New England

KICKOFF RETURNS ALLOWED

Most Seasons Leading League (Fewest Returns)

1 1975

Most by Opponent, Season

90 2006
88 1981
87 2009

Fewest by Opponent, Season

11 2023
15 2022
21 2016

Most by Opponent, Game

10 (4x) Last: Dec. 16, 2007 vs. Detroit
9 (7x) Last: Nov. 28, 2010 at Indianapolis
8 (25x) Last: Nov. 24, 2013 at Kansas City

CAREER TOP-10

RUSHING YARDS

1. LaDainian Tomlinson, 2001-09	12,490
2. Paul Lowe, 1960-68	4,972
3. Austin Ekeler, 2017-23	4,355
4. Marion Butts, 1989-93	4,297
5. Melvin Gordon, 2015-19	4,240
6. Ryan Mathews, 2010-14	4,061
7. Natrone Means, 1993-95, 98-99	3,885
8. Chuck Muncie, 1980-84	3,309
9. Don Woods, 1974-80	2,858
10. Keith Lincoln, 1961-66, 68	2,698

RUSHING TOUCHDOWNS

1. LaDainian Tomlinson, 2001-09	138
2. Chuck Muncie, 1980-84	43
3. Austin Ekeler, 2017-23	39
4. Paul Lowe, 1960-68	38
5. Melvin Gordon, 2015-19	36
6. Natrone Means, 1993-95, 98-99	34
7. Marion Butts, 1989-93	31
8. Ryan Mathews, 2010-14	23
9. Mike Tolbert, 2008-11	20
10. Tim Spencer, 1985-90	19

RUSHING ATTEMPTS

1. LaDainian Tomlinson, 2001-09	2,880
2. Melvin Gordon, 2015-19	1,059
3. Marion Butts, 1989-93	1,031
4. Paul Lowe, 1960-68	1,015
5. Natrone Means, 1993-95, 98-99	1,013
6. Austin Ekeler, 2017-23	990
7. Ryan Mathews, 2010-14	923
8. Chuck Muncie, 1980-84	773
9. Don Woods, 1974-80	713
10. Keith Lincoln, 1961-66, 68	573

TOTAL YARDS FROM SCRIMMAGE

1. LaDainian Tomlinson, 2001-09	16,445
2. Antonio Gates, 2003-18	11,841
3. Keenan Allen, 2013-23	10,643
4. Lance Alworth, 1962-70	9,721
5. Charlie Joiner, 1976-86	9,191
6. Austin Ekeler, 2017-23	8,239
7. Gary Garrison, 1966-76	7,562
8. Kellen Winslow, 1979-87	6,741
9. Wes Chandler, 1981-87	6,197
10. Melvin Gordon, 2015-19	6,113

PASSING YARDS

1. Philip Rivers, 2004-19	59,271
2. Dan Fouts, 1973-87	43,040
3. John Hadl, 1962-72	26,938
4. Justin Herbert, 2020-24	18,387
5. Stan Humphries, 1992-97	16,085
6. Drew Brees, 2001-05	12,348
7. Jack Kemp, 1960-62	5,996
8. Doug Flutie, 2001-04	4,901
9. John Friesz, 1990-93	4,396
10. Jim Harbaugh, 1999-2000	4,177

TOUCHDOWN PASSES

1. Philip Rivers, 2004-19	397
2. Dan Fouts, 1973-87	254
3. John Hadl, 1962-72	201
4. Justin Herbert, 2020-24	120
5. Stan Humphries, 1992-97	85
6. Drew Brees, 2001-05	80
7. Jack Kemp, 1960-62	37
8. Tobin Rote, 1963-64	29
9. Doug Flutie, 2001-04	25
10. Billy Joe Tolliver, 1989-90	21

PASS ATTEMPTS

1. Philip Rivers, 2004-19	7,591
2. Dan Fouts, 1973-87	5,604
3. John Hadl, 1962-72	3,640
4. Justin Herbert, 2020-24	2,586
5. Stan Humphries, 1992-97	2,350
6. Drew Brees, 2001-05	1,809
7. Jack Kemp, 1960-62	815
8. John Friesz, 1990-93	747
9. Doug Flutie, 2001-04	737
10. Jim Harbaugh, 1999-2000	636

PASS COMPLETIONS

1. Philip Rivers, 2004-19	4,908
2. Dan Fouts, 1973-87	3,297
3. John Hadl, 1962-72	1,824
4. Justin Herbert, 2020-24	1,720
5. Stan Humphries, 1992-97	1,335
6. Drew Brees, 2001-05	1,125
7. Doug Flutie, 2001-04	408
8. John Friesz, 1990-93	401
9. Jack Kemp, 1960-62	389
10. Jim Harbaugh, 1999-2000	372

PASSES INTERCEPTED

1. Dan Fouts, 1973-87	242
2. John Hadl, 1962-72	211
3. Philip Rivers, 2004-19	198
4. Stan Humphries, 1992-97	73
5. Drew Brees, 2001-05	53
6. Jack Kemp, 1960-62	49
7. Justin Herbert, 2020-24	43
8. Ryan Leaf, 1998-2000	33
9. Tobin Rote, 1963-64	32
10. Craig Whelihan, 1995-98	29

RECEIVING YARDS

1. Antonio Gates, 2003-18	11,841
2. Keenan Allen, 2013-23	10,530
3. Lance Alworth, 1962-70	9,584
4. Charlie Joiner, 1976-86	9,203
5. Gary Garrison, 1966-76	7,533
6. Kellen Winslow, 1979-87	6,741
7. Wes Chandler, 1981-87	6,132
8. Anthony Miller, 1988-93	5,582
9. Malcom Floyd, 2004-15	5,550
10. Mike Williams, 2017-23	4,806

RECEIVING TOUCHDOWNS

1. Antonio Gates, 2003-18	116
2. Lance Alworth, 1962-70	81
3. Keenan Allen, 2013-23	59
4. Gary Garrison, 1966-76	58
5. Charlie Joiner, 1976-86	47
6. Kellen Winslow, 1979-87	45
7. Wes Chandler, 1981-87	41
8. Vincent Jackson, 2005-11	37
9. Anthony Miller, 1988-93	37
10. John Jefferson, 1978-80	36

RECEPTIONS

1. Antonio Gates, 2003-18	955
2. Keenan Allen, 2013-23	904
3. Charlie Joiner, 1976-86	586
4. Kellen Winslow, 1979-87	541
5. LaDainian Tomlinson, 2001-09	530
6. Lance Alworth, 1962-70	493
7. Austin Ekeler, 2017-23	440
8. Gary Garrison, 1966-76	404
9. Ronnie Harmon, 1990-95	377
10. Anthony Miller, 1988-93	374

QUARTERBACK SACKS

1. Leslie O'Neal, 1986, 1988-95	105.5
2. Shaun Phillips, 2004-12	69.5
3. Joey Bosa, 2016-24	69.0
4. Gary Johnson, 1975-84	67.0
5. Lee Williams, 1984-90	65.5
6. Fred Dean, 1975-81	53.5
7. Melvin Ingram, 2012-20	49.0
8. Junior Seau, 1990-2002	47.0
9. Raylee Johnson, 1993-2003	46.0
10. Shawne Merriman, 2005-09	43.5
Leroy Jones, 1976-83	43.5

INTERCEPTIONS

1. Gill Byrd, 1983-92	42
2. Dick Harris, 1960-65	29
3. Rodney Harrison, 1994-2002	26
4. Kenny Graham, 1964-69	25
5. Mike Williams, 1975-82	24
6. Joe Beachamp, 1966-75	23
7. Quentin Jammer, 2002-12	21
Woodrowe Lowe, 1976-86	21
Bob Howard, 1967-74	21
Leslie "Speedy" Duncan, 1964-70	21

INTERCEPTION RETURN YARDS

1. Gill Byrd, 1983-92	546
2. Charlie McNeil, 1960-64	502
3. Kenny Graham, 1964-69	477
4. Joe Beachamp, 1966-75	433
5. Dick Harris, 1960-65	413
6. Rodney Harrison, 1994-2002	345
7. Woodrowe Lowe, 1976-86	343
8. Darren Carrington, 1991-94	337
9. Leslie "Speedy" Duncan, 1964-70	322
10. Glen Edwards, 1978-81	309

INTERCEPTION TOUCHDOWNS

1. Kenny Graham, 1964-69	5
Dick Harris, 1960-65	5
Woodrowe Lowe, 1976-86	4
Eric Weddle, 2007-13	3
Joe Beachamp, 1966-75	3
6. Desmond King, 2017-20	2
Shaun Phillips, 2004-12	2
Demorrio Williams, 2012	2
Antonio Cromartie, 2006-09	2
Clinton Hart, 2004-09	2
Donnie Edwards, 2002-06	2
Rodney Harrison, 1994-2002	2
Stanley Richard, 1991-94	2
Donald Frank, 1990-93	2
Gill Byrd, 1983-92	2
Gary Johnson, 1975-84	2
Leslie "Speedy" Duncan, 1964-70	2
Earl Faison, 1961-66	2
Charlie McNeil, 1960-64	2
Bob Laraba, 1960-61	2

TOUCHDOWNS SCORED

1. LaDainian Tomlinson, 2001-09	153
2. Antonio Gates, 2003-18	116
3. Lance Alworth, 1962-70	83
4. Austin Ekeler, 2017-23	69
5. Keenan Allen, 2013-23	60
6. Gary Garrison, 1966-76	58
7. Melvin Gordon, 2015-19	47
Charlie Joiner, 1976-86	47
9. Paul Lowe, 1960-68	46
10. Kellen Winslow, 1979-87	45
Chuck Muncie, 1980-84	45

POINTS SCORED

1. John Carney, 1990-2000.....	1,076
2. LaDainian Tomlinson, 2001-09.....	918
3. Nate Kaeding, 2004-12.....	889
4. Rolf Benirschke, 1977-86.....	766
5. Antonio Gates, 2003-18.....	700
6. Nick Novak, 2011-14, 17.....	503
7. Lance Alworth, 1962-70.....	500
8. Austin Ekeler, 2017-23.....	418
9. Dennis Partee, 1968-75.....	380
10. Keenan Allen, 2013-23.....	364

FIELD GOALS

1. John Carney, 1990-2000.....	261
2. Nate Kaeding, 2004-12.....	180
3. Rolf Benirschke, 1977-86.....	146
4. Nick Novak, 2011-14, 17.....	110
5. Dennis Partee, 1968-75.....	71
6. Cameron Dicker, 2022-24.....	65
7. Michael Badgley, 2018-20.....	52
Josh Lambo, 2015-16.....	52
9. George Blair, 1961-64.....	50
10. Steve Christie, 2001-03.....	42

FIELD GOAL ATTEMPTS

1. John Carney, 1990-2000.....	320
2. Rolf Benirschke, 1977-86.....	208
3. Nate Kaeding, 2004-12.....	207
4. Nick Novak, 2011-14, 17.....	130
5. Dennis Partee, 1968-75.....	121
6. George Blair, 1961-64.....	80
7. Ray Wersching, 1973-76.....	68
8. Michael Badgley, 2018-20.....	65
9. Cameron Dicker, 2022-24.....	69
Josh Lambo, 2015-16.....	64

KICKOFF RETURN YARDS

1. Darren Sproles, 2005-10.....	6,469
2. Ronney Jenkins, 2000-02.....	3,997
3. Andre Coleman, 1994-96.....	3,914
4. Leslie "Speedy" Duncan, 1964-70.....	3,386
5. James Brooks, 1981-83.....	2,305
6. Kenny Bynum, 1997-2000.....	2,182
7. Lionel James, 1984-88.....	2,094
8. Nate Lewis, 1990-93.....	2,047
9. Artie Owens, 1976-79.....	1,998
10. Tim Dwight, 2001-04.....	1,876

KICKOFF RETURN TOUCHDOWNS

1. Andre Coleman, 1994-96.....	4
2. Ronney Jenkins, 2000-02.....	3
3. Darren Sproles, 2005-10.....	2
Anthony Miller, 1988-93.....	2
5. Andre Roberts, 2021.....	1
Micheal Spurlock, 2012.....	1
Tim Dwight, 2001-04.....	1
Richard Goodman, 2010-11.....	1
Rodney Harrison, 1994-2002.....	1
Nate Lewis, 1990-93.....	1
Jamie Holland, 1987-89.....	1
Gary Anderson, 1985-88.....	1
Keith Lincoln, 1960-66.....	1

KICKOFF RETURNS

1. Darren Sproles, 2005-10.....	258
2. Andre Coleman, 1994-96.....	166
3. Ronney Jenkins, 2000-02.....	165
4. Leslie "Speedy" Duncan, 1964-70.....	134
5. Kenny Bynum, 1997-2000.....	107
6. James Brooks, 1981-83.....	105
7. Lionel James, 1984-88.....	99
8. Nate Lewis, 1990-93.....	92
9. Artie Owens, 1976-79.....	88
10. Tim Dwight, 2001-04.....	80

PUNT RETURN YARDS

1. Mike Fuller, 1975-80.....	2,388
2. Leslie "Speedy" Duncan, 1964-70.....	1,651
3. Darrien Gordon, 1993-94, 96.....	1,407
4. Lionel James, 1984-88.....	1,193
5. Darren Sproles, 2005-10.....	935
6. Eric Parker, 2002-06.....	881
7. James Brooks, 1981-83.....	565
8. Tim Dwight, 2001-04.....	508
9. Eric Metcalf, 1997.....	489
10. Desmond King, 2017-20.....	438

PUNT RETURN TOUCHDOWNS

1. Leslie "Speedy" Duncan, 1964-70.....	4
2. Eric Metcalf, 1997.....	3
Darrien Gordon, 1993-94, 96.....	3
4. Desmond King, 2017-20.....	2
Darren Sproles, 2005-10.....	2
Lionel James, 1984-88.....	2
Mike Fuller, 1975-80.....	2
Ron Smith, 1973.....	2
9. Derius Davis, 2023-24.....	1
Travis Benjamin, 2017-19.....	1
Micheal Spurlock, 2012.....	1
Tim Dwight, 2001-04.....	1
Andre Coleman, 1994-96.....	1
Nate Lewis, 1990-93.....	1
Kitrick Taylor, 1990-91.....	1
Keith Lincoln, 1961-68.....	1

PUNT RETURNS

1. Mike Fuller, 1975-80.....	212
2. Leslie "Speedy" Duncan, 1964-70.....	138
3. Lionel James, 1984-88.....	124
4. Darren Sproles, 2005-10.....	114
5. Eric Parker, 2002-06.....	105
6. Darrien Gordon, 1993-94, 96.....	103
7. James Brooks, 1981-83.....	52
8. Tim Dwight, 2001-04.....	46
9. Desmond King, 2017-20.....	45
Eric Metcalf, 1997.....	45

SEASONS

1. David Binn, 1994-2010.....	17
2. Philip Rivers, 2004-16.....	16
Antonio Gates, 2003-18.....	16
3. Dan Fouts, 1973-87.....	15
Russ Washington, 1968-82.....	15
6. Doug Wilkerson, 1971-84.....	14
Don Macek, 1976-89.....	14
8. Mike Scifres, 2003-15.....	13
Junior Seau, 1990-2002.....	13
10. Jamal Williams, 1998-2009.....	12

GAMES PLAYED

1. David Binn, 1994-2010.....	256
2. Antonio Gates, 2003-18.....	236
3. Philip Rivers, 2004-19.....	228
4. Junior Seau, 1990-2002.....	200
Russ Washington, 1968-82.....	200
6. Mike Scifres, 2003-15.....	195
Doug Wilkerson, 1971-84.....	195
8. Dan Fouts, 1973-87.....	181
9. Quentin Jammer, 2002-12.....	172
Charlie Joiner, 1976-86.....	164
Woodrow Lowe, 1976-86.....	164

SINGLE-SEASON TOP-10

RUSHING YARDS

1. LaDainian Tomlinson, 2006	1,815
2. LaDainian Tomlinson, 2002	1,683
3. LaDainian Tomlinson, 2003	1,645
4. LaDainian Tomlinson, 2007	1,474
5. LaDainian Tomlinson, 2005	1,462
6. Natrone Means, 1994	1,350
7. LaDainian Tomlinson, 2004	1,335
8. Ryan Mathews, 2013	1,255
9. LaDainian Tomlinson, 2001	1,236
10. Marion Butts, 1990	1,225

RUSHING TOUCHDOWNS

1. LaDainian Tomlinson, 2006	28
2. Chuck Muncie, 1981	19
3. LaDainian Tomlinson, 2005	18
4. LaDainian Tomlinson, 2004	17
5. LaDainian Tomlinson, 2007	15
6. LaDainian Tomlinson, 2002	14
7. Austin Ekeler, 2022	13
LaDainian Tomlinson, 2003	13
8. Austin Ekeler, 2021	12
LaDainian Tomlinson, 2009	12
Natrone Means, 1994	12
Chuck Muncie, 1983	12
Clarence Williams, 1979	12

RUSHING ATTEMPTS

1. LaDainian Tomlinson, 2002	372
2. LaDainian Tomlinson, 2006	348
3. Natrone Means, 1994	343
4. LaDainian Tomlinson, 2005	339
LaDainian Tomlinson, 2004	339
LaDainian Tomlinson, 2001	339
7. LaDainian Tomlinson, 2007	315
8. LaDainian Tomlinson, 2003	313
9. Earnest Jackson, 1984	296
10. LaDainian Tomlinson, 2008	292

TOTAL YARDS FROM SCRIMMAGE

1. LaDainian Tomlinson, 2003	2,370
2. LaDainian Tomlinson, 2006	2,323
3. LaDainian Tomlinson, 2002	2,172
4. LaDainian Tomlinson, 2007	1,949
5. LaDainian Tomlinson, 2005	1,832
6. LaDainian Tomlinson, 2004	1,776
7. Austin Ekeler, 2022	1,637
8. LaDainian Tomlinson, 2001	1,603
9. Lance Alworth, 1965	1,590
10. Natrone Means, 1994	1,585

PASSING YARDS

1. Justin Herbert, 2021	5,014
2. Dan Fouts, 1981	4,802
3. Philip Rivers, 2015	4,792
4. Justin Herbert, 2022	4,739
5. Dan Fouts, 1980	4,715
6. Philip Rivers, 2010	4,710
7. Philip Rivers, 2011	4,624
8. Philip Rivers, 2019	4,615
9. Philip Rivers, 2017	4,515
10. Philip Rivers, 2013	4,478

TOUCHDOWN PASSES

1. Justin Herbert, 2021	38
2. Philip Rivers, 2008	34
Philip Rivers, 2016	33
Dan Fouts, 1981	33
5. Philip Rivers, 2018	32
Philip Rivers, 2013	32
7. Justin Herbert, 2020	31
Philip Rivers, 2014	31
9. Philip Rivers, 2010	30
Dan Fouts, 1980	30

PASS ATTEMPTS

1. Justin Herbert, 2022	699
2. Justin Herbert, 2021	672
3. Philip Rivers, 2015	661
4. Dan Fouts, 1981	609
5. Justin Herbert, 2020	595
6. Philip Rivers, 2019	591
7. Dan Fouts, 1980	589
8. Philip Rivers, 2011	582
9. Philip Rivers, 2016	578
10. Philip Rivers, 2017	575

PASS COMPLETIONS

1. Justin Herbert, 2022	477
2. Justin Herbert, 2021	443
3. Philip Rivers, 2015	437
4. Justin Herbert, 2020	396
5. Philip Rivers, 2019	390
6. Philip Rivers, 2014	379
7. Philip Rivers, 2013	378
8. Philip Rivers, 2011	366
9. Dan Fouts, 1981	360
Philip Rivers, 2017	360

PASSES INTERCEPTED

1. John Hadl, 1968	32
2. John Hadl, 1972	26
3. John Hadl, 1971	25
Jack Kemp, 1960	25
5. Dan Fouts, 1980	24
Dan Fouts, 1979	24
John Hadl, 1962	24
8. Dan Fouts, 1986	22
John Hadl, 1967	22
Jack Kemp, 1961	22

RECEIVING YARDS

1. Lance Alworth, 1965	1,602
2. Keenan Allen, 2017	1,393
3. Lance Alworth, 1966	1,383
4. John Jefferson, 1980	1,340
5. Lance Alworth, 1968	1,312
6. Kellen Winslow, 1980	1,290
7. Anthony Miller, 1989	1,252
8. Keenan Allen, 2023	1,243
9. Lance Alworth, 1964	1,235
10. Tony Martin, 1995	1,224

RECEIVING TOUCHDOWNS

1. Tony Martin, 1996	14
Lance Alworth, 1965	14
3. Antonio Gates, 2004	13
John Jefferson, 1980	13
John Jefferson, 1978	13
Lance Alworth, 1966	13
Lance Alworth, 1964	13
8. Antonio Gates, 2014	12
Gary Garrison, 1970	12
10. Lance Alworth, 1963	11

RECEPTIONS

1. Keenan Allen, 2023	108
2. Austin Ekeler, 2022	107
3. Keenan Allen, 2021	106
4. Keenan Allen, 2019	104
5. Keenan Allen, 2017	102
6. Keenan Allen, 2020	100
LaDainian Tomlinson, 2003	100
8. Keenan Allen, 2018	97
9. Austin Ekeler, 2019	92
10. Tony Martin, 1995	90

QUARTERBACK SACKS (since 1982)

1. Khalil Mack, 2023	17.0
Shawne Merriman, 2006	17.0
Leslie O'Neal, 1992	17.0
4. Lee Williams, 1986	15.0
5. Lee Williams, 1989	14.0
6. Leslie O'Neal, 1990	13.5
7. Marcellus Wiley, 2001	13.0
8. Joey Bosa, 2017	12.5
Shawne Merriman, 2007	12.5
Leslie O'Neal, 1995	12.5
Leslie O'Neal, 1994	12.5
Leslie O'Neal, 1989	12.5
Leslie O'Neal, 1986	12.5

INTERCEPTIONS

1. Antonio Cromartie, 2007	10
2. Charlie McNeil, 1961	9
3. Ryan McNeil, 2001	8
Dick Harris, 1963	8
Claude Gibson, 1962	8
Bob Zeman, 1961	8
7. Casey Hayward, 2016	7
Eric Weddle, 2011	7
Darren Carrington, 1993	7
Gill Byrd, 1990	7
Gill Byrd, 1989	7
Gill Byrd, 1988	7
Danny Walters, 1983	7
Bryant Salter, 1972	7
Jim Hill, 1969	7
Leslie "Speedy" Duncan, 1966	7
Bud Whitehead, 1965	7
Dick Harris, 1961	7

INTERCEPTION RETURN YARDS

1. Charlie McNeil, 1961	349
2. Stanley Richard, 1994	224
3. Vencie Glenn, 1987	166
4. Gill Byrd, 1984	157
5. Jeff Dale, 1986	153
6. Darren Carrington, 1992	152
7. Bob Laraba, 1961	151
8. Woodrow Lowe, 1979	150
9. Antonio Cromartie, 2007	144
10. Dick Harris, 1961	140

INTERCEPTION TOUCHDOWNS

1. Dick Harris, 1961	3
2. Demorrio Williams, 2012	2
Clinton Hart, 2005	2
Stanley Richard, 1994	2
Gill Byrd, 1984	2
Woodrow Lowe, 1979	2
Kenny Graham, 1969	2
Joe Beauchamp, 1968	2
Bob Laraba, 1961	2
Charlie McNeil, 1961	2

TOUCHDOWNS SCORED

1. LaDainian Tomlinson, 2006	31
2. Austin Ekeler, 2021	20
LaDainian Tomlinson, 2005	20
4. Chuck Muncie, 1981	19
5. Austin Ekeler, 2022	18
LaDainian Tomlinson, 2007	18
LaDainian Tomlinson, 2004	18
8. LaDainian Tomlinson, 2003	17
9. LaDainian Tomlinson, 2002	15
Lance Alworth, 1964	15

POINTS SCORED

1.	LaDainian Tomlinson, 2006	186
2.	Nate Kaeding, 2009	146
3.	Nick Novak, 2013	144
4.	Nate Kaeding, 2006	136
5.	John Carney, 1994	135
6.	Cameron Dicker, 2023	128
7.	Nate Kaeding, 2008	127
8.	Austin Ekeler, 2021	124
	John Carney, 1993	124
10.	Nick Novak, 2011	122

FIELD GOALS

1.	Nick Novak, 2013	34
	John Carney, 1994	34
3.	Nate Kaeding, 2009	32
4.	Cameron Dicker, 2023	31
	John Carney, 1999	31
	John Carney, 1993	31
7.	John Carney, 1996	29
8.	Nick Novak, 2011	27
	Nate Kaeding, 2008	27
10.	Josh Lambo, 2016	26
	Josh Lambo, 2015	26
	Nate Kaeding, 2006	26
	John Carney, 1998	26
	John Carney, 1992	26

FIELD GOAL ATTEMPTS

1.	John Carney, 1993	40
2.	John Carney, 1994	38
3.	Nick Novak, 2013	37
4.	John Carney, 1999	36
	John Carney, 1996	36
	Rolf Benirschke, 1980	36
7.	Nate Kaeding, 2009	35
8.	Nick Novak, 2011	34
9.	Cameron Dicker, 2023	33
	Michael Badgley, 2020	33
10.	Josh Lambo, 2016	32
	Josh Lambo, 2015	32
	Nate Kaeding, 2008	32
	Wade Richey, 2001	32
	John Carney, 1992	32
	Dennis ParTEE, 1968	32

KICKOFF RETURN YARDS

1.	Ronney Jenkins, 2001	1,541
2.	Ronney Jenkins, 2000	1,531
3.	Darren Sproles, 2005	1,528
4.	Andre Coleman, 1995	1,411
5.	Darren Sproles, 2008	1,376
6.	Darren Sproles, 2009	1,300
7.	Andre Coleman, 1994	1,293
8.	Darren Sproles, 2010	1,257
9.	Tim Dwight, 2004	1,222
10.	Andre Coleman, 1996	1,210

KICKOFF RETURN TOUCHDOWNS

1.	Ronney Jenkins, 2001	2
	Andre Coleman, 1995	2
	Andre Coleman, 1994	2
4.	Andre Roberts, 2021	1
	Micheal Spurlock, 2012	1
	Richard Goodman, 2011	1
	Darren Sproles, 2008	1
	Darren Sproles, 2007	1
	Tim Dwight, 2004	1
	Ronney Jenkins, 2000	1
	Rodney Harrison, 1997	1
	Nate Lewis, 1991	1
	Anthony Miller, 1989	1
	Jamie Holland, 1988	1
	Anthony Miller, 1988	1
	Gary Anderson, 1985	1
	Keith Lincoln, 1962	1

KICKOFF RETURNS

1.	Ronney Jenkins, 2000	67
2.	Darren Sproles, 2005	63
3.	Andre Coleman, 1995	62
4.	Ronney Jenkins, 2001	58
5.	Andre Coleman, 1996	55
6.	Darren Sproles, 2009	54
7.	Darren Sproles, 2008	53
8.	Darren Sproles, 2010	51
9.	Tim Dwight, 2004	50
	Leon Johnson, 2003	50

PUNT RETURN YARDS

1.	Darrien Gordon, 1996	537
2.	Eric Metcalf, 1997	489
3.	Darrien Gordon, 1994	475
4.	Leslie "Speedy" Duncan, 1965	464
5.	Mike Fuller, 1979	448
6.	Mike Fuller, 1978	436
	Mike Fuller, 1976	436
8.	Leslie "Speedy" Duncan, 1967	434
9.	Mike Fuller, 1975	410
10.	Lionel James, 1987	400

PUNT RETURN TOUCHDOWNS

1.	Eric Metcalf, 1997	3
2.	Darrien Gordon, 1994	2
	Ron Smith, 1973	2
	Leslie "Speedy" Duncan, 1965	2
5.	Derius Davis, 2023	1
	Desmond King, 2019	1
	Desmond King, 2018	1
	Travis Benjamin, 2017	1
	Micheal Spurlock, 2012	1
	Darren Sproles, 2009	1
	Darren Sproles, 2007	1
	Tim Dwight, 2001	1
	Darrien Gordon, 1996	1
	Andre Coleman, 1995	1
	Nate Lewis, 1990	1
	Kitrick Taylor, 1990	1
	Lionel James, 1987	1
	Lionel James, 1984	1
	Mike Fuller, 1977	1
	Mike Fuller, 1975	1
	Leslie "Speedy" Duncan, 1968	1
	Leslie "Speedy" Duncan, 1966	1
	Keith Lincoln, 1961	1

PUNT RETURNS

1.	Mike Fuller, 1979	46
2.	Eric Metcalf, 1997	45
3.	Mike Fuller, 1978	39
4.	Eric Parker, 2006	37
5.	Darrien Gordon, 1996	36
	Darrien Gordon, 1994	36
	Mike Fuller, 1975	36
	Leslie "Speedy" Duncan, 1967	36
9.	Mike Fuller, 1976	33
10.	Latario Rachal, 1998	32
	Lionel James, 1987	32

CHARGERS AND OPPONENT 10 LONGEST

RUNS FROM SCRIMMAGE

CHARGERS

- 87t Melvin Gordon, Oct. 29, 2017 at New England
- Paul Lowe, Sept. 10, 1961 at Dallas Texans
- 86t Keith Lincoln, Sept. 30, 1962 at Oakland
- 85t LaDainian Tomlinson, Dec. 17, 2006 vs. K.C.
- 83t Michael Turner, Dec. 18, 2005 at Indianapolis
- 80t Brad Hubbert, Dec. 24, 1967 vs. N.Y. Jets
- 76t Keith Lincoln, Oct. 20, 1963 at Kansas City
- 76 LaDainian Tomlinson, Dec. 1, 2002 vs. Den.
- 75 Justin Jackson, Oct. 31, 2021 vs. New England
- 74t Michael Turner, Oct. 7, 2007 at Denver

OPPONENT

- 90t Colin Kaepernick, Dec. 20, 2014 at S.F.
- 89t Kenny King, Oct. 12, 1980 at Oakland
- 84t Damien Williams, Dec. 29, 2019 at K.C.
- 81 Billy Sims, Sept. 30, 1984 vs. Detroit
- 77 Napoleon Kaufman, Sept. 22, 1996 at Oak.
- 75t David Montgomery, Nov. 12, 2023 vs. Detroit
- Dameon Pierce, Oct. 2, 2022 at Houston
- 74t Kenneth Walker III, Oct. 23, 2022 vs. Seattle
- Jack Spikes, Sept. 10, 1961 at Dallas Texans
- 71t Corey Dillon, Nov. 2, 1997 at Cincinnati

PASS COMPLETIONS

CHARGERS

- 99t S.Humphries to T.Martin, Sept. 18, 1994 at Sea.
- 91t J.Kemp to K.Lincoln, Nov. 12, 1961 at Denver
- 88t E.Luther to B.Duckworth, Dec. 3, 1984 vs. Chi.
- 85t J.Hadl to L.Alworth, Oct. 17, 1965 at Boston
- T.Rote to L.Alworth, Oct. 6, 1963 at Denver
- 84t P.Rivers to A.Ekeler, Dec. 8, 2019 at Jax.
- J.Hadl to G.Garrison, Oct. 5, 1968 at N.Y. Jets
- 83t R.Leaf to J.Graham, Nov. 19, 2000 at Denver
- 82t T.Rote to L.Alworth, Dec. 6, 1964 vs. N.Y. Jets
- 81t P.Rivers to D.Sproles, Sept. 20, 2009 vs. Bal.
- D.Fouts to C.Joiner, Oct. 17, 1976 vs. Hou. Oilers

OPPONENT

- 99t T.Green to M.Boerigter, Dec. 22, 2002 at K.C.
- 98t J.Lee to W.Dewveall, Nov. 25, 1962 at Hou. Oilers
- 96t J.Montana to J.Rice, Nov. 27, 1988 vs. S.F.
- 93t C.Morton to S.Watson, Sept. 27, 1981 at Denver
- 90t S.DeBerg to J.Birden, Nov. 18, 1990 at K.C.
- C.Davidson to D.Dorsey, Dec. 2, 1962 vs. Oak.
- 89t N.O'Donnell to D.Stone, Sept. 1, 1991 at Pit.
- 87t D.Carr to A.Cooper, Dec. 31, 2017 vs. Oak.
- J.Namath to D.Maynard, Nov. 24, 1968 vs. N.Y. Jets
- F.Tripucka to A.Frazier, Nov. 12, 1961 at Den.

FIELD GOALS

CHARGERS

- 59 Cameron Dicker, Oct. 21, 2024 at Arizona
- Michael Badgley, Dec. 9, 2018 vs. Cincinnati
- 57 Nate Kaeding, Dec. 21, 2008 at Tampa Bay
- 55 Cameron Dicker, Nov. 6, 2023 at N.Y. Jets
- Cameron Dicker, Oct. 22, 2023 at Kansas City
- Nate Kaeding, Nov. 29, 2009 vs. Kansas City
- 54 Josh Lambo, Oct. 12, 2015 vs. Pittsburgh
- Nate Kaeding, Oct. 1, 2006 at Baltimore
- John Carney, Sept. 17, 2000 at Kansas City
- John Carney, Sept. 6, 1998 vs. Buffalo
- John Carney, Nov. 10, 1991 vs. Seattle

OPPONENT

- 61 Brandon McManus, Jan. 2, 2022 vs. Denver
- 58 Harrison Butker, Sept. 20, 2020 vs. K.C. (OT)
- Harrison Butker, Sept. 20, 2020 vs. K.C. (OT)
- Dan Miller, Dec. 26, 1982 vs. Baltimore Colts
- 56 Greg Zuerlein, Sept. 19, 2021 vs. Dallas
- Justin Tucker, Dec. 22, 2018 vs. Baltimore
- Sebastian Janikowski, Oct. 9, 2016 at Oakland
- 55 Jason Sanders, Dec. 11, 2022 vs. Miami
- Daniel Carlson, Dec. 4, 2022 at Las Vegas
- Daniel Carlson, Sept. 11, 2022 vs. Las Vegas
- Jason Elam, Nov. 7, 1999 vs. Denver
- Gary Anderson, Nov. 25, 1984 at Pittsburgh
- George Blanda, Dec. 3, 1961 vs. Houston Oilers

PUNTS

CHARGERS

- 83 JK Scott, Dec. 10, 2023 vs. Denver
- 82 Paul Maguire, Nov. 19, 1961 vs. Dallas Texans
- 73 Dennis Pardee, Oct. 17, 1971 at Denver
- 72 Mike Scifres, Sept. 21, 2014 at Buffalo
- 71 Mike Scifres, Nov. 10, 2011 vs. Oakland
- Mike Scifres, Oct. 1, 2006 at Baltimore
- Mike Scifres, Dec. 4, 2005 vs. Oakland
- Maury Buford, Sept. 12, 1982 at Denver
- John Hadl, Nov. 8, 1964 at Denver
- 70 Mike Scifres, Nov. 25, 2007 vs. Baltimore

OPPONENT

- 81 Dustin Colquitt, Dec. 2, 2007 at Kansas City
- 79 Drew Butler, Dec. 9, 2012 at Pittsburgh
- 77 Greg Montgomery, Sept. 19, 1993 vs. Hou. Oilers
- 75 Kevin Huber, Dec. 1, 2013 vs. Cincinnati
- 74 Tommy Townsend, Sept. 15, 2022 at Kansas City
- Bob Grupp, Nov. 4, 1979 at Kansas City
- 73 Shane Lechler, Sept. 28, 2003 vs. Oakland
- 72 Ryan Plackemeier, Dec. 24, 2006 at Seattle
- Chris Gardocki, Oct. 26, 1997 vs. Indianapolis
- Bob Scarpitto, Oct. 22, 1967 at Denver
- Jerrel Wilson, Sept. 29, 1963 vs. Kansas City

INTERCEPTION RETURNS

CHARGERS

- 103t Vencie Glenn, Nov. 29, 1987 vs. Denver
- 102t Donald Frank, Oct. 31, 1993 at L.A. Raiders
- 100t Leslie "Speedy" Duncan, Oct. 15, 1967 vs. K.C.
- 99t Shaun Gayle, Dec. 23, 1995 at N.Y. Giants
- Stanley Richard, Sept. 4, 1994 at Denver
- Gill Byrd, Oct. 4, 1984 at Kansas City
- 90t Desmond King, Nov. 23, 2017 at Dallas
- Jahleel Addae, Jan. 1, 2017 vs. Kansas City
- 86 Trevor Williams, Sept. 30, 2018 vs. S.F.
- 83t Willie Clark, Sept. 22, 1996 at Oakland

OPPONENT

- 102t Louis Breedon, Nov. 8, 1981 vs. Cincinnati
- 99t Jaylen Watson, Sept. 15, 2022 at Kansas City
- Janoris Jenkins, Nov. 23, 2014 vs. St. Louis
- Kevin Ross, Sept. 6, 1992 vs. Kansas City
- 96t Ray Griffin, Nov. 11, 1979 at Cincinnati
- Bashaud Breeland, Dec. 10, 2017 vs. Was.
- 91t Chad Greenway, Sept. 27, 2015 at Minnesota
- Fred Williamson, Sept. 30, 1962 at Oakland
- 90t Leroy Butler, Sept. 15, 1996 at Green Bay
- Deion Sanders, Dec. 11, 1994 vs. S.F.
- 87t Mark McMillian, Dec. 14, 1997 vs. K.C.

KICKOFF RETURNS

CHARGERS

- 105t Richard Goodman, Jan. 1, 2012 at Oakland
- 103t Darren Sproles, Sept. 14, 2008 at Denver
- Keith Lincoln, Sept. 16, 1962 vs. Titans of N.Y.
- 101t Andre Roberts, Jan. 2, 2022 vs. Denver
- 99t Micheal Spurlock, Dec. 30, 2012 vs. Oakland
- 98t Gary Anderson, Nov. 17, 1985 at Denver
- 95t Nate Lewis, Nov. 17, 1991 vs. New Orleans
- 94t Jamie Holland, Dec. 18, 1988 vs. Kansas City
- 93t Ronney Jenkins, Nov. 18, 2001 at Oakland
- Ronney Jenkins, Sept. 10, 2000 vs. N.O.
- Anthony Miller, Nov. 20, 1988 at L.A. Rams

OPPONENT

- 104t Mecole Hardman, Dec. 29, 2019 at K.C.
- Ira Mathews, Oct. 25, 1979 at Oakland
- 103t Percy Harvin, Sept. 11, 2011 vs. Minnesota
- 101t Leon Washington, Sept. 26, 2010 at Seattle
- Brian Mitchell, Dec. 6, 1998 at Washington
- 99t Leon Washington, Sept. 26, 2010 at Seattle
- Byron Hanspard, Dec. 7, 1997 vs. Atlanta
- 98t Will Blackwell, Dec. 24, 2000 vs. Pittsburgh
- 97t Cassius Vaughn, Jan. 2, 2011 at Denver
- Tim Brown, Sept. 4, 1988 at L.A. Raiders

PUNT RETURNS

CHARGERS

95t Leslie "Speedy" Duncan, Nov. 24, 1968 vs. NYJ
90t Darrien Gordon, Sept. 25, 1994 at L.A. Raiders
88t Andre Coleman, Sept. 17, 1995 at Philadelphia
Mike Fuller, Oct. 9, 1977 at New Orleans
87t Derius Davis, Nov. 6, 2023 at N.Y. Jets
85t Eric Metcalf, Nov. 2, 1997 at Cincinnati
84t Tim Dwight, Sept. 9, 2001 vs. Washington
Ron Smith, Nov. 18, 1973 vs. New Orleans
83t Eric Metcalf, Nov. 30, 1997 vs. Denver
82t Paul Lowe, Oct. 7, 1961 at Boston

OPPONENT

95t Tyreek Hill, Jan. 1, 2017 vs. Kansas City
94t Dexter McCluster, Sept. 13, 2010 at K.C.
92t Rick Upchurch, Oct. 3, 1976 at Denver
91t Tyreek Hill, Sept. 9, 2018 vs. Kansas City
86t Tamarick Vanover, Oct. 9, 1995 at Kansas City
82t George Atkinson, Oct. 13, 1968 at Oakland
82 Ray Buchanan, Nov. 3, 1996 at Indianapolis
81 Dennis Northcutt, Nov. 5, 2006 vs. Cleveland
80t Phillip Buchanon, Dec. 28, 2003 vs. Oakland
79t Lemar Parrish, Dec. 6, 1970 vs. Cincinnati

FUMBLE RETURNS

CHARGERS

86t Eric Weddle, Nov. 30, 2008 vs. Atlanta
82t Donnie Edwards, Nov. 10, 2002 at St. Louis
81t Vencie Glenn, Oct. 22, 1989 vs. N.Y. Giants
79t Marlon McCree, Oct. 29, 2006 vs. St. Louis
78t Paul Bradford, Nov. 23, 1997 at San Francisco
75t Keith Browner (25 yds.) lateral to
Sam Seale(50 yds.), Nov. 20, 1988
at L.A. Rams
61t Tevaughn Campbell, Dec. 5, 2021 at Cincinnati
Caraun Reid, Sept. 25, 2016 at Indianapolis
58t Rick Redman, Oct. 2, 1966 vs. Miami
53t Darrell Stuckey, Dec. 7, 2014 vs. New England
53 Henry Rolling, Oct. 6, 1991 at L.A. Raiders

OPPONENT

97t Mike Edwards, Jan. 7, 2024 vs. Kansas City
68 A.J. Duhe, Oct. 15, 1978 vs. Miami
65t Tony Carter, Oct. 15, 2012 vs. Denver
64t Tyvon Branch, Oct. 10, 2010 at Oakland
63t Joey Browner, Sept. 2, 1984 at Minnesota
63 Rob Ninkovich, Oct. 24, 2010 vs. N.E.
62 Carlton Gray, Oct. 27, 1996 at Seattle
59t George Atkinson, Nov. 25, 1973 at Oakland
57t Tyreek Hill, Dec. 11, 2022 vs. Miami
56t Ifeadi Odenigbo, Dec. 15, 2019 vs. Minnesota

BLOCKED PUNT RETURNS

CHARGERS

35t Bob Zeman, Oct. 7, 1961 at Boston
21t Derrie Nelson, Nov. 13, 1983 vs. Dallas
19 Pete Lazetich, Sept. 24, 1972 vs. Denver
5 Gene Selawski, Oct. 22, 1961 at Oakland
4 Wayne Davis, Nov. 17, 1985 at Denver
3 Steve Heiden, Dec. 17, 2000 at Carolina
0t Jacob Hester, Oct. 25, 2009 at Kansas City
Darryll Lewis, Sept. 26, 1999 vs. Indianapolis
0s Carlos Polk, Sept. 22, 2002 at Arizona
0 Corey Lynch, Sept. 10, 2012 at Oakland

OPPONENT

37t Frank Warren, Nov. 17, 1991 vs. New Orleans
29t Adam Hayward, Nov. 11, 2012 at Tampa Bay
16 Randy McClanahan, Sept. 18, 1977 at Oak.
15 Walt Landers, Sept. 24, 1978 vs. Green Bay
14 Glen Cadrez, Oct. 13, 2002 vs. Kansas City
9 Tyrone Braxton, Oct. 2, 1988 vs. Denver
5t Hiram Eugene, Oct. 10, 2010 at Oakland
2t Jerry Robinson, Nov. 20, 1986 vs. L.A. Raiders
0s Nick Schommer, Oct. 31, 2010 vs. Tennessee
Rock Cartwright, Oct. 10, 2010 at Oakland

BLOCKED FIELD GOAL RETURNS

CHARGERS

72t Leslie "Speedy" Duncan, Nov. 23, 1967 vs. Den.
35 Tom Day, Oct. 15, 1967 vs. Kansas City
28 Jim Tolbert, Nov. 15, 1971 vs. St. Louis
27 Kenny Graham, Nov. 15, 1964 at Kansas City
25 Jeff Staggs, Oct. 25, 1970 vs. Houston Oilers

OPPONENT

66 Tommy Casanova, Sept. 22, 1974 at Cin.
65t Matt Ware, Oct. 23, 2005 at Philadelphia
60 Louis Wright, Nov. 17, 1985 at Denver
54t Doug Evans, Dec. 17, 2000 at Carolina
44t Devin McCourty, Dec. 6, 2020 vs. N.E.
42t Ray McElroy, Oct. 26, 1997 vs. Indianapolis
28 John Barmlett, Nov. 27, 1966 vs. Denver
17 Charlie West, Dec. 5, 1971 vs. Minnesota
Mike Statton, Oct. 1, 1967 vs. Buffalo
16 Daniel Thomas, Oct. 25, 2020 vs. Jax.
Fletcher Smith, Oct. 15, 1967 vs. Kansas City

MISSED FIELD GOAL RETURNS

CHARGERS

109t Antonio Cromartie, Nov. 4, 2007 at Min.

INDIVIDUAL POSTSEASON RECORDS

*NFL Record

SCORING

Most Points, Career

- 42 Nate Kaeding, 2004-09
- 37 Rolf Benirschke, 1977-86
- 30 John Carney, 1990-2000

Most Points, Game

- 15 Michael Badgley, AFC Wild Card, Jan. 6, 2019, at Baltimore
- 12 (10x) Last: Cameron Dicker and Austin Ekeler, AFC Wild Card, Jan. 14, 2023 at Jax.
- 11 Rolf Benirschke, AFC Divisional, Jan. 2, 1982 at Miami

Most Touchdowns, Career

- 4 Darren Sproles, 2005-09
- LaDainian Tomlinson, 2001-09
- Kellen Winslow, 1979-87
- Charlie Joiner, 1976-86
- 3 (4x) Last: Keenan Allen, 2013-22
- 2 (8x) Last: Austin Ekeler, 2017-22

Most Touchdowns, Game

- 2 (8x) Last: Austin Ekeler, AFC Wild Card Jan. 14, 2023 at Jacksonville
- 1 (53x) Last: Gerald Everett, AFC Wild Card Jan. 14, 2023 at Jacksonville

Most Points After Touchdown, Career

- 18 Nate Kaeding, 2004-09
- 16 Rolf Benirschke, 1977-86
- 9 John Carney, 1990-2000

Most Points After Touchdown, Game

- 6 George Blair, AFL Championship, Jan. 5, 1964 vs. Boston
- 5 Rolf Benirschke, AFC Divisional, Jan. 2, 1982 at Miami
- 4 (2x) Last: Nate Kaeding, AFC Divisional, Jan. 13, 2008 at Indianapolis

Most Two-Point Conversions, Game

- 1 (4x) Last: Keenan Allen, AFC Divisional, Jan. 13, 2019 at New England

FIELD GOALS

Most, Career

- 8 Nate Kaeding, 2004-09
- 7 John Carney, 1990-2000
- Rolf Benirschke, 1977-86
- 5 Michael Badgley, 2018-20

Most, Game

- 5 Michael Badgley, AFC Wild Card, Jan. 6, 2019 at Baltimore
- 4 Nate Kaeding, AFC Championship, Jan. 20, 2008 at New England
- 3 Cameron Dicker, AFC Wild Card, Jan. 14, 2023 at Jacksonville
- Ben Agajanian, AFL Championship, Jan. 1, 1961 vs. Houston Oilers

Longest

- 54 John Carney, AFC Wild Card, Dec. 31, 1995 vs. Indianapolis
- 53 Michael Badgley, AFC Wild Card, Jan. 6, 2019 at Baltimore
- 50 Cameron Dicker, AFC Wild Card, Jan. 14, 2023 at Jacksonville

RUSHING

Most Attempts, Career

- 110 Chuck Muncie, 1980-84
- 96 LaDainian Tomlinson, 2001-09
- 63 Natrone Means, 1993-95, 98-99

Most Attempts, Game

- 26 LaDainian Tomlinson, AFC Wild Card, Jan. 8, 2005 vs. New York Jets
- 25 Chuck Muncie, AFC First Round, Jan. 9, 1983 at Pittsburgh
- 24 Natrone Means, AFC Divisional, Jan. 8, 1995 vs. Miami
- Chuck Muncie, AFC Divisional, Jan. 2, 1982 at Miami

Most Yards, Career

- 516 Chuck Muncie, 1980-84
- 380 Paul Lowe, 1960-68
- 327 LaDainian Tomlinson, 2001-09

Most Yards, Game

- 206 Keith Lincoln, AFL Championship, Jan. 5, 1964 vs. Boston
- 165 Paul Lowe, AFL Championship, Jan. 1, 1961 at Houston Oilers
- 139 Natrone Means, AFC Divisional, Jan. 8, 1995 vs. Miami

Most Touchdowns, Career

- 4 LaDainian Tomlinson, 2001-09
- 3 Chuck Muncie, 1980-84
- 2 (6x) Last: Austin Ekeler, 2017-22

Most Touchdowns, Game

- 2 Austin Ekeler, AFC Wild Card, Jan. 14, 2023 at Jacksonville
- Darren Sproles, AFC Wild Card, Jan. 3, 2009 vs. Indianapolis
- LaDainian Tomlinson, AFC Divisional, Jan. 14, 2007 vs. New England
- 1 (24x) Last: Melvin Gordon, AFC Divisional, Jan. 13, 2019 at New England

Longest Run

- 67t Keith Lincoln, AFL Championship, Jan. 5, 1964 vs. Boston
- 58t Ronnie Brown, AFC Wild Card, Jan. 5, 2014 at Cincinnati
- Paul Lowe, AFL Championship, Jan. 5, 1964 vs. Boston
- 56t Keith Lincoln, AFL Championship, Jan. 5, 1964 vs. Boston

PASSING

Most Attempts, Career

- 355 Philip Rivers 2004-19
- 286 Dan Fouts 1973-87
- 228 Stan Humphries 1992-97

Most Completions, Career

- 211 Philip Rivers, 2004-19
- 159 Dan Fouts, 1973-1987
- 118 Stan Humphries, 1992-97

Highest Completion Pct., Career (min. 40 att.)

- 73.8 Drew Brees, 2001-04
- 59.4 Philip Rivers, 2004-19
- 58.1 Justin Herbert, 2020-22

Most Attempts, Game

- 53 Dan Fouts, AFC Divisional, Jan. 2, 1982 at Miami (OT)
- 51 Philip Rivers, AFC Divisional, Jan. 13, 2019 at New England
- 49 Stan Humphries, Super Bowl XXIX, Jan. 29, 1995 vs. San Francisco

Most Completions, Game

- 33 Dan Fouts, AFC Divisional, Jan. 2, 1982 at Miami (OT)
- 31 Drew Brees, AFC Wild Card, Jan. 8, 2005 vs. New York Jets
- 28 Stan Humphries, AFC Wild Card, Dec. 31, 1995 vs. Indianapolis

Highest Completion Pct, Game (min. 10 att.)

- 75.0 Philip Rivers, AFC Wild Card, Jan. 5, 2014 at Cincinnati
- 73.8 Drew Brees, AFC Wild Card, Jan. 8, 2005 vs. New York Jets
- 73.7 Philip Rivers, AFC Divisional, Jan. 13, 2008 at Indianapolis

Most Yards, Career

- 2,656 Philip Rivers, 2004-19
- 2,125 Dan Fouts, 1973-87
- 1,347 Stan Humphries, 1992-97

Most Yards, Game

- 433 Dan Fouts, AFC Divisional, Jan. 2, 1982 at Miami (OT)
- 336 Dan Fouts, AFC Championship, Jan. 11, 1981 vs. Oakland
- 333 Dan Fouts, AFC First Round, Jan. 9, 1983 at Pittsburgh

Most Touchdowns, Career

- 14 Philip Rivers, 2004-19
- 12 Dan Fouts, 1973-87
- 6 Stan Humphries, 1992-97

Most Touchdowns, Game

- 3 (5x) Last: Philip Rivers, AFC Divisional, Jan. 13, 2019 at New England
- 2 (6x) Last: Philip Rivers, AFC Divisional, Jan. 12, 2014 at Denver
- 1 (10x) Last: Justin Herbert, AFC Wild Card, Jan. 14, 2023 at Jacksonville

Highest Passer Rating, Career (min. 40 att.)

- 101.2 Drew Brees, 2001-04
- 84.7 Justin Herbert, 2020-22
- 84.2 Philip Rivers, 2004-19

Highest Passer Rating, Game (min. 10 att.)

- 145.3 Tobin Rote, AFL Championship, Jan. 5, 1964 vs. Boston
- 133.2 Philip Rivers, AFC Divisional, Jan. 13, 2008 at Indianapolis
- 132.1 John Hadl, AFL Championship, Jan. 5, 1964 vs. Boston

Most Games 300 Yards or More, Career

- 5 Dan Fouts, 1973-87
- 2 Philip Rivers, 2004-19
- 1 Drew Brees, 2001-04

Most Games 400 Yards or More, Career

- 1 Dan Fouts, 1973-87

Longest Completion

- 62t Philip Rivers, AFC Divisional, Jan. 11, 2009 at Pittsburgh
- 58 Philip Rivers, AFC Divisional, Jan. 14, 2007 vs. New England
- 56t Philip Rivers, AFC Divisional, Jan. 13, 2008 at Indianapolis

Most Interceptions, Career

- 16 Dan Fouts, 1973-87
- 13 Stan Humphries, 1992-97
- 10 Philip Rivers, 2004-19

Most Interceptions, Game

- 5 Dan Fouts, AFC Second Round, Jan. 16, 1983 at Miami
- Dan Fouts, AFC Divisional, Dec. 29, 1979 vs. Houston Oilers
- 4 (3x) Last: Stan Humphries, AFC Wild Card, Dec. 31, 1995 vs. Indianapolis
- 2 (9x) Last: Philip Rivers, AFC Divisional, Jan. 17, 2010 vs. New York Jets

RECEIVING

Most Receptions, Career

- 51 Antonio Gates, 2003-18
- 39 Ronnie Harmon, 1990-95
- 30 Charlie Joiner, 1976-86

Most Receptions, Game

- 13 Kellen Winslow, AFC Divisional, Jan. 2, 1982 at Miami (OT)
- 10 Ronnie Harmon, AFC Wild Card, Dec. 31, 1995 vs. Indianapolis
- 9 (4x) Last: Eric Parker, AFC Wild Card, Jan. 8, 2005 vs. New York Jets

Most Yards, Career

- 540 Antonio Gates, 2003-18
- 539 Charlie Joiner, 1976-86
- 503 Vincent Jackson, 2005-09

Most Yards, Game

- 166 Kellen Winslow, AFC Divisional, Jan. 2, 1982 at Miami (OT)
- 142 Keenan Allen, AFC Divisional, Jan. 12, 2014 at Denver
- 133 Ronnie Harmon, AFC Wild Card, Dec. 31, 1995 vs. Indianapolis

Most Touchdowns, Career

- 4 Kellen Winslow, 1979-87
- Charlie Joiner, 1976-86
- 3 Keenan Allen, 2013-22
- Vincent Jackson, 2005-11
- 2 (5x) Last: Antonio Gates, 2003-18

Most Touchdowns, Game

- 2 (4x) Last: Keenan Allen, AFC Divisional, Jan. 12, 2014 at Denver
- 1 (31x) Last: Gerald Everett, AFC Wild Card, Jan. 14, 2023 at Jacksonville

SCRIMMAGE YARDS

Most, Career

- 644 Chuck Muncie, 1980-84
- 540 Antonio Gates, 2003-18
- 539 Charlie Joiner, 1976-86

Most, Game

- 329 Keith Lincoln, AFL Championship, Jan. 5, 1964 vs. Boston
- 187 LaDainian Tomlinson, AFC Divisional, Jan. 14, 2007 vs. New England
- 170 Paul Lowe, AFL Championship, Jan. 1, 1961 at Houston Oilers

INTERCEPTIONS

Most Interceptions, Career

- 3 Asante Samuel, 2020-22
- Drayton Florence, 2003-07
- Glen Edwards, 1978-81
- 2 (5x) Last: Quentin Jammer, 2002-09
- 1 (21x) Last: Drue Tranquill, 2019-22

Most Interceptions, Game

- 3 Asante Samuel, AFC Wild Card, Jan. 14, 2023 at Jacksonville
- 2 (4x) Last: Glen Edwards, AFC Divisional, Jan. 3, 1981 vs. Buffalo
- 1 (29x) Last: Drue Tranquill, AFC Wild Card, Jan. 14, 2023 at Jacksonville

Most Interception Return Yards, Career

- 62 Glen Edwards, 1978-81
- 45 Bud Whitehead, 1961-68
- 40 Darren Carrington, 1991-94

Most Interception Return Yards, Game

- 45 Bud Whitehead, AFL Championship, Dec. 24, 1961 vs. Houston Oilers
- 40 Darren Carrington, AFC Wild Card, Jan. 12, 1993 vs. Kansas City
- 35 Bruce Laird, AFC First Round, Jan. 9, 1983 at Pittsburgh
- Glen Edwards, AFC Divisional, Jan. 2, 1982 at Miami (OT)

Longest Interception Return

- 40 Darren Carrington, AFC Wild Card, Jan. 12, 1993 vs. Kansas City
- 30 Shareece Wright, AFC Wild Card, Jan. 5, 2014 at Cincinnati
- Antonio Cromartie, AFC Divisional, Jan. 13, 2008 at Indianapolis
- 24 Quentin Jammer, AFC Divisional, Jan. 17, 2010 vs. New York Jets

SACKS

Most, Career (since 1982)

- 3.0 Shawn Lee, 1992-95
- 2.5 Leslie O'Neal, 1992-95
- 2.0 Melvin Ingram, 2012-20
- Eric Weddle, 2007-15
- Luis Castillo, 2005-11
- Shawne Merriman, 2005-10
- Raylee Johnson, 1993-2003
- Burt Grossman, 1989-93

Most, Game (since 1982)

- 2.5 Leslie O'Neal, AFC Wild Card, Jan. 2, 1993 vs. Kansas City
- 2.0 (6x) Last: Melvin Ingram, AFC Wild Card, Jan. 6, 2019 at Baltimore
- 1.5 Steve Foley, AFC Wild Card, Jan. 8, 2005 vs. New York Jets

PUNTING

Most Punts, Career

- 52 Mike Scifres, 2003-13
- 13 John Kidd, 1990-94
- 11 Donnie Jones, 2018
- Bryan Wagner, 1994

Most Punts, Game

- 7 Mike Scifres, AFC Divisional, Jan. 14, 2007 vs. New England
- John Kidd, AFC Divisional, Jan. 10, 1993 at Miami
- 6 (7x) Last: Donnie Jones, AFC Divisional, Jan. 13, 2019 at New England
- 5 (7x) Last: JK Scott, AFC Wild Card, Jan. 14, 2023 at Jacksonville

Most Yards, Career

- 2,330 Mike Scifres, 2003-13
- 587 John Kidd, 1990-94
- 474 Bryan Wagner, 1994

Most Yards, Game

- 324 John Kidd, AFC Divisional, Jan. 10, 1993 at Miami
- 316 Mike Scifres, AFC Wild Card, Jan. 3, 2009 vs. Indianapolis (OT)
- 297 Mike Scifres, AFC Wild Card, Jan. 17, 2010 vs. New York Jets

Longest Punt

- 67 Mike Scifres, AFC Wild Card, Jan. 3, 2009 vs. Indianapolis (OT)
- 66 Mike Scifres, AFC Divisional, Jan. 13, 2008 at Indianapolis
- 65 Darren Bennett, AFC Wild Card, Dec. 31, 1995 vs. Indianapolis

Highest, Career (minimum 4 punts)

- 45.2 John Kidd, 1990-94
- 44.8 Mike Scifres, 2003-13
- 43.9 John Hadl, 1962-72

Highest, Game (minimum 2 punts)

- 59.0 Mike Scifres, AFC Divisional, Jan. 13, 2008 at Indianapolis
- 54.5 Darren Bennett, AFC Wild Card, Dec. 31, 1995 vs. Indianapolis
- 52.7 Mike Scifres, AFC Wild Card, Jan. 3, 2009 vs. Indianapolis (OT)

PUNT RETURNS

Most Returns, Career

- 12 Darren Sproles, 2005-09
- 8 Mike Fuller, 1975-80
- 7 Eric Parker, 2002-06

Most Returns, Game

- 5 Eric Parker, AFC Divisional, Jan. 14, 2007 vs. New England
- 4 (2x) Last: Desmond King, AFC Wild Card, Jan. 6, 2019 at Baltimore
- 3 (6x) Last: Darren Sproles, AFC Wild Card, Jan. 3, 2009 vs. Indianapolis (OT)

Most Yards, Career

- 107 Darren Sproles, 2005-09
- 99 Mike Fuller, 1975-80
- 63 Wes Chandler, 1981-87

Most Yards, Game

- 72 Darren Sproles, AFC Wild Card, Jan. 3, 2009 vs. Indianapolis (OT)
- 56 Wes Chandler, AFC Divisional, Jan. 2, 1982 at Miami (OT)
- 46 Desmond King, AFC Wild Card, Jan. 6, 2019 at Baltimore

Longest Return

- 56t Wes Chandler, AFC Divisional, Jan. 2, 1982 at Miami (OT)
- 33 Desmond King, AFC Wild Card, Jan. 6, 2019 at Baltimore

Most Touchdowns, Career

- 1 Wes Chandler, 1981-87

KICKOFF RETURNS

Most Returns, Career

- 21 Darren Sproles, 2005-09
- 19 Andre Coleman, 1994-96
- 17 James Brooks, 1981-83

Most Returns, Game

- 8 Andre Coleman, Super Bowl XXIX, Jan. 29, 1995 vs. San Francisco
- 6 Andre Coleman, AFC Wild Card, Dec. 31, 1995 vs. Indianapolis
- 5 (6x) Last: Desmond King, AFC Divisional, Jan. 13, 2019 at New England

Most Yards, Career

- 537 Darren Sproles, 2005-09
- 483 Andre Coleman, 1994-96
- 283 James Brooks, 1981-83

Most Yards, Game

- 244 Andre Coleman, Super Bowl XXIX, Jan. 29, 1995 vs. San Francisco
- 164 Darren Sproles, AFC Divisional, Jan. 11, 2009 at Pittsburgh
- 147 Leslie "Speedy" Duncan, AFL Championship, Dec. 26, 1964 at Buffalo

Longest Return

- 98t Andre Coleman, Super Bowl XXIX, Jan. 29, 1995 vs. San Francisco
- 72 Desmond King, AFC Wild Card, Jan. 6, 2019 at Baltimore
- 63 Darren Sproles, AFC Divisional, Jan. 11, 2009 at Pittsburgh

Most Touchdowns, Career

- 1 Andre Coleman, 1994-96

SERVICE

Most Games

- 12 Antonio Gates, 2003-18
- David Binn, 1994-2010
- 11 Philip Rivers, 2004-19
- 10 Nick Hardwick, 2004-13
- Mike Scifres, 2004-13

TEAM POSTSEASON RECORDS

*NFL Record

POINTS

Most, Quarter

- 24 AFC Divisional, Jan. 2, 1982 at Miami (1st Q)
- 21 AFL Championship,
Jan. 5, 1964 vs. Boston (1st Q)
- 17 AFC Wild Card, Jan. 14, 2023 at Jax. (1st Q)
- AFC Divisional, Jan. 10, 2014 at Den. (4th Q)

Most, Quarter, Opponent

- 21 AFC Divisional,
Jan. 13, 2019 at New England (2nd Q)
- AFC Divisional, Jan. 10, 1993 at Mia. (2nd Q)
- AFC Championship,
Jan. 11, 1981 vs. Oakland (1st Q)
- 20 AFC Second Round,
Jan. 16, 1983 at Miami (2nd Q)
- 14 (11x) Last: AFC Wild Card, Jan. 6, 2019 at Bal.

Most Quarter, Both Teams

- 33 AFC Second Round,
Jan. 16, 1983 at Miami (2nd Q)
- 28 (4x) Last: AFC Divisional,
Jan. 11, 2009 at Pittsburgh (4th Q)
- 25 AFC Wild Card, Jan. 6, 2019 at Bal. (4th Q)

Most, Game

- 51 AFL Championship, Jan. 5, 1964 vs. Boston
- 41 AFC Divisional, Jan. 2, 1982 at Miami (OT)
- 31 AFC First Round, Jan. 9, 1983 at Pittsburgh

Most, Game, Opponent

- 49 Super Bowl XXIX, Jan. 29, 1995 vs. S.F.
- 41 AFC Divisional, Jan. 13, 2019 at New England
- 38 AFC Divisional, Jan. 2, 1982 at Miami (OT)

Most, Game, Both Teams

- 79 AFC Divisional, Jan. 2, 1982 at Miami (OT)
- 75 Super Bowl XXIX, Jan. 29, 1995 vs. S.F.
- 69 AFC Divisional, Jan. 13, 2019 at New England

Fewest, Game

- 0 AFC Divisional, Jan. 10, 1993 at Miami
- AFL Championship, Dec. 26, 1965 vs. Buffalo
- 3 AFL Championship,
Dec. 24, 1961 vs. Houston Oilers
- 7 AFC Championship,
Jan. 10, 1982 at Cincinnati
- AFL Championship, Dec. 26, 1964 at Buffalo

Fewest, Game, Opponent

- 0 AFC Wild Card, Jan. 2, 1993 vs. Kansas City
- 6 AFC Wild Card, Jan. 6, 2008 vs. Tennessee
- 10 (3x) Last: AFC Wild Card,
Jan. 5, 2014 at Cincinnati

Fewest, Game, Both Teams

- 13 AFL Championship,
Dec. 24, 1961 vs. Houston Oilers
- 17 AFC Wild Card, Jan. 2, 1993 vs. Kansas City
- 23 (2x) Last: AFC Wild Card,
Jan. 6, 2008 vs. Tennessee

TOUCHDOWNS

Most, Game

- 7 AFL Championship, Jan. 5, 1964 vs. Boston
- 5 AFC Divisional, Jan. 2, 1982 at Miami (OT)
- 4 (3x) Last: AFC Divisional,
Jan. 13, 2019 at New England

Most, Game, Opponent

- 7 Super Bowl XXIX, Jan. 29, 1995 vs. S.F.
- 5 (4x) Last: AFC Divisional,
Jan. 13, 2019 at New England
- 4 (5x) Last: AFC Wild Card,
Jan. 14, 2023 at Jacksonville

Most, Game, Both Teams

- 10 Super Bowl XXIX, Jan. 29, 1995 vs. S.F.
- AFC Divisional, Jan. 2, 1982 at Miami (OT)
- 9 AFC Divisional, Jan. 13, 2019 at New England
- 8 (3x) Last: AFC Divisional,
Jan. 11, 2009 at Pittsburgh

POINTS AFTER TOUCHDOWN

Most, Game

- 6 AFL Championship, Jan. 5, 1964 vs. Boston
- 5 AFC Divisional, Jan. 2, 1982 at Miami (OT)
- 4 (2x) Last: AFC Divisional,
Jan. 13, 2008 at Indianapolis

Most, Game, Opponent

- 7 Super Bowl XXIX, Jan. 29, 1995 vs. S.F.
- 5 (4x) Last: AFC Divisional,
Jan. 13, 2019 at New England
- 4 (4x) Last: AFC Divisional,
Jan. 10, 1993 at Miami

Most, Game, Both Teams

- 10 Super Bowl XXIX, Jan. 29, 1995 vs. S.F.
- AFC Divisional, Jan. 2, 1982 at Miami (OT)
- 8 (2x) Last: AFC Divisional,
Jan. 11, 2009 at Pittsburgh
- 7 (5x) Last: AFC Divisional,
Jan. 13, 2019 at New England

Most Two-Point Conversions, Game

- 2 Super Bowl XXIX, Jan. 29, 1995 vs. S.F.
- 1 AFC Divisional, Jan. 13, 2019 at New England

Most Two-Point Conversions, Game, Opponent

- 1 AFC Wild Card, Jan. 14, 2023 at Jacksonville
- AFC Divisional, Jan. 14, 2007 vs. N.E.

FIELD GOALS

Most, Game

- 5 AFC Wild Card, Jan. 6, 2019 at Baltimore
- 4 AFC Championship, Jan. 20, 2008 at N.E.
- 3 AFC Wild Card, Jan. 14, 2023 at Jacksonville
- AFL Championship,
Jan. 1, 1961 at Houston Oilers

Most, Game, Opponent

- 4 AFC Championship, Jan. 20, 2008 at N.E.
- 3 (2x) Last: AFC Divisional,
Jan. 14, 2007 at New England
- 2 (7x) Last: AFC Divisional,
Jan. 13, 2019 at New England

Most, Game, Both Teams

- 6 AFC Wild Card, Jan. 6, 2019 at Baltimore
- 4 (4x) Last: AFC Wild Card,
Jan. 14, 2023 at Jacksonville
- 3 (7x) Last: AFC Wild Card,
Jan. 5, 2014 at Cincinnati

FIRST DOWNS

Most, Game

- 33 AFC Divisional, Jan. 2, 1982 at Miami (OT)
- 29 AFC First Round, Jan. 9, 1983 at Pittsburgh
- 28 AFC Divisional, Jan. 8, 1995 vs. Miami

Most, Game, Opponent

- 30 AFC Divisional, Jan. 13, 2019 at New England
- 29 AFC Second Round, Jan. 16, 1983 at Miami
- 28 Super Bowl XXIX, Jan. 29, 1995 vs. S.F.

Most, Game, Both Teams

- 58 AFC Divisional, Jan. 2, 1982 at Miami (OT)
- 55 AFC First Round, Jan. 9, 1983 at Pittsburgh
- 52 AFC Divisional, Jan. 13, 2019 at New England

Fewest, Game

- 10 AFC Divisional, Jan. 10, 1993 at Miami
- 12 AFL Championship, Dec. 26, 1965 vs. Buffalo
- 13 (2x) Last: AFC Divisional,
Jan. 12, 2014 at Denver

Fewest, Game, Opponent

- 11 AFC Wild Card, Jan. 6, 2019 at Baltimore
- 14 (3x) Last: AFC Divisional,
Jan. 17, 2010 vs. New York Jets
- 15 (2x) Last: AFC Wild Card,
Jan. 6, 2008 vs. Tennessee

Fewest, Game, Both Teams

- 25 AFC Wild Card, Jan. 6, 2019 at Baltimore
- 26 AFL Championship, Dec. 26, 1965 vs. Buffalo
- 28 AFC Divisional, Jan. 10, 1993 at Miami

FIRST DOWNS RUSHING

Most, Game

- 12 AFC Divisional, Jan. 14, 2007 at N.E.
- AFC Divisional, Jan. 8, 1995 vs. Miami
- 11 (5x) Last: AFC Wild Card,
Jan. 3, 2009 vs. Indianapolis (OT)
- 10 AFC Divisional, Jan. 2, 1982 at Miami (OT)

Most, Game, Opponent

- 15 AFC Second Round, Jan. 16, 1983 at Miami
- 13 (2x) Last: AFC Divisional,
Jan. 12, 2014 at Denver
- 12 (2x) Last: AFC Divisional,
Jan. 11, 2009 at Pittsburgh

Most, Game, Both Teams

- 20 AFC Second Round, Jan. 16, 1983 at Miami
- 19 (2x) Last: AFC Wild Card,
Jan. 5, 2014 at Cincinnati
- 17 (3x) Last: AFC Championship,
Jan. 20, 2008 at New England

Fewest, Game

- 1 (2x) Last: AFC Divisional,
Jan. 12, 2014 at Denver
- 2 (2x) Last: AFC Divisional,
Jan. 13, 2019 at New England
- 3 (2x) Last: AFC Wild Card,
Jan. 6, 2019 at Baltimore

Fewest, Game, Opponent

- 2 AFC Divisional, Jan. 8, 1995 vs. Miami
- 3 (3x) Last: AFC Divisional,
Jan. 14, 2007 at New England
- 4 (5x) Last: AFC Wild Card,
Jan. 6, 2019 at Baltimore

Fewest, Game, Both Teams

- 7 AFC Wild Card, Jan. 6, 2019 at Baltimore
- 8 (3x) Last: AFC Divisional,
Jan. 17, 2010 vs. New York Jets
- 9 AFC Wild Card, Jan. 14, 2023 at Jacksonville
- AFL Championship, Dec. 26, 1965 vs. Buffalo

FIRST DOWNS PASSING

Most, Game

- 21 AFC Divisional, Jan. 2, 1982 at Miami (OT)
- 20 AFC Wild Card, Dec. 31, 1995 vs. Indianapolis
- 19 AFC First Round, Jan. 9, 1983 at Pittsburgh

Most, Game, Opponent

- 21 AFC Divisional, Jan. 13, 2008 at Indianapolis
- AFC Divisional, Jan. 2, 1982 at Miami (OT)
- 20 AFC Wild Card, Jan. 5, 2014 at Cincinnati
- 19 AFC First Round, Jan. 9, 1983 at Pittsburgh

Most, Game, Both Teams

- 42 AFC Divisional, Jan. 2, 1982 at Miami (OT)
- 38 AFC First Round, Jan. 9, 1983 at Pittsburgh
- 35 AFC Divisional, Jan. 13, 2008 at Indianapolis

Fewest, Game

- 7 (5x) Last: AFC Divisional, Jan. 10, 1993 at Miami
- 8 (3x) Last: AFC Wild Card, Jan. 6, 2019 at Baltimore
- 9 (4x) Last: AFC Wild Card, Jan. 5, 2014 at Cincinnati

Fewest, Game, Opponent

- 5 AFC Divisional, Dec. 29, 1979 vs. Houston Oilers
- 6 AFC Divisional, Jan. 17, 2010 vs. N.Y. Jets
- 7 AFC Wild Card, Jan. 6, 2019 at Baltimore

Fewest, Game, Both Teams

- 15 (2x) Last: AFC Wild Card, Jan. 6, 2019 at Baltimore
- 16 (3x) Last: AFC Divisional, Jan. 10, 1993 at Miami
- 17 (2x) Last: AFC Wild Card, Jan. 2, 1993 vs. Kansas City

TOTAL NET YARDS GAINED

Most, Game

- 601 AFL Championship, Jan. 5, 1964 vs. Boston
- 564 AFC Divisional, Jan. 2, 1982 at Miami (OT)
- 479 AFC First Round, Jan. 9, 1983 at Pittsburgh

Most, Game, Opponent

- 498 AFC Divisional, Jan. 13, 2019 at New England
- 466 AFC Divisional, Jan. 2, 1982 at Miami (OT)
- 449 Super Bowl XXIX, Jan. 29, 1995 vs. S.F.

Most, Game, Both Teams

- 1,030 AFC Divisional, Jan. 2, 1982 at Miami (OT)
- 901 AFC First Round, Jan. 9, 1983 at Pittsburgh
- 862 AFL Championship, Jan. 5, 1964 vs. Boston

NET YARDS GAINED RUSHING

Most, Game

- 309 AFL Championship, Jan. 5, 1964 vs. Boston
- 202 AFC Wild Card, Jan. 8, 1995 vs. Miami
- 196 AFC Wild Card, Jan. 5, 2014 at Cincinnati

Most, Game, Opponent

- 219 AFL Championship, Dec. 26, 1964 vs. Buffalo
- 214 AFC Second Round, Jan. 16, 1983 at Miami
- 178 AFC Wild Card, Dec. 31, 1995 vs. Indianapolis

Most, Game, Both Teams

- 384 AFL Championship, Jan. 5, 1964 vs. Boston
- 343 AFL Championship, Dec. 26, 1964 vs. Buffalo
- 323 AFC Wild Card, Dec. 31, 1995 vs. Indianapolis

NET YARDS GAINED PASSING

Most, Game

- 415 AFC Divisional, Jan. 2, 1982 at Miami (OT)
- 351 AFC Championship, Jan. 11, 1981 vs. Oakland
- 333 AFC First Round, Jan. 9, 1983 at Pittsburgh

Most, Game, Opponent

- 402 AFC Divisional, Jan. 13, 2008 at Indianapolis
- 388 AFC Divisional, Jan. 2, 1982 at Miami (OT)
- 349 AFC Championship, Jan. 15, 1995 at Pit.

Most, Game, Both Teams

- 803 AFC Divisional, Jan. 2, 1982 at Miami (OT)
- 714 AFC Divisional, Jan. 13, 2008 at Indianapolis
- 659 AFC Divisional, Jan. 13, 2019 at New England

LEAGUE

STATS

2024 NATIONAL FOOTBALL LEAGUE

TEAM OFFENSIVE TOTALS

CATEGORY	BAL	BUF	CIN	CLE	DEN	HOU	IND	JAX	KC	LAC	LV
GAMES (W-L-T)	5-2-0	5-2-0	3-4-0	1-6-0	4-3-0	5-2-0	4-3-0	2-5-0	6-0-0	3-3-0	2-5-0
FIRST DOWNS	172	131	133	108	113	137	131	131	128	96	125
Rushing	72	51	37	40	56	38	54	48	50	36	30
Passing	88	66	87	57	52	92	65	74	69	54	84
Penalty	12	14	9	11	5	7	12	9	9	6	11
YDS GAINED (tot)	3230	2247	2322	1777	2058	2448	2305	2281	2102	1802	2077
Avg per Game	461.4	321.0	331.7	253.9	294.0	349.7	329.3	325.9	350.3	300.3	296.7
RUSHING (net)	1476	814	660	660	869	855	861	870	773	698	599
Avg per Game	210.9	116.3	94.3	94.3	124.1	122.1	123.0	124.3	128.8	116.3	85.6
Rushes	239	192	157	157	184	191	190	170	189	175	157
Yards per Rush	6.2	4.2	4.2	4.2	4.7	4.5	4.5	5.1	4.1	4.0	3.8
PASSING (net)	1754	1433	1662	1117	1189	1593	1444	1411	1329	1104	1478
Avg per Game	250.6	204.7	237.4	159.6	169.9	227.6	206.3	201.6	221.5	184.0	211.1
Attempts	199	192	226	252	224	243	210	220	187	166	256
Completions	136	121	159	154	137	160	121	137	127	109	166
Completion Pct	68.3%	63.0%	70.4%	61.1%	61.2%	65.8%	57.6%	62.3%	67.9%	65.7%	64.8%
Yards Gained	1811	1488	1759	1313	1246	1755	1523	1555	1389	1188	1623
Sacked	9	9	18	35	9	21	10	17	11	15	20
Yards Lost	57	55	97	196	57	162	79	144	60	84	145
Had Intercepted	2	0	2	5	5	4	7	3	8	1	10
Yards Opp Ret	38	0	33	74	34	44	51	29	113	0	130
Opp TDs on Int	0	0	0	0	0	0	0	0	0	0	1
PUNTS	20	28	28	41	38	33	31	24	16	29	30
Avg Yards	45.1	47.5	50.4	52.1	46.3	44.7	49.9	49.8	52.3	47.0	50.4
PUNT RETURNS	9	11	14	25	15	21	9	10	11	5	12
Avg Return	10.7	10.5	7.1	10.4	11.7	7.5	12.8	20.4	11.6	11.0	6.2
Returned for TD	0	0	0	0	0	0	0	1	0	0	0
KICKOFF RETURNS	12	6	15	17	8	7	8	12	9	4	9
Avg Return	24.6	31.2	29.4	23.4	27.6	31.9	26.9	24.7	26.2	21.3	27.1
Returned for TD	0	0	1	0	0	0	0	0	0	0	0
PENALTIES	56	40	33	60	50	56	34	42	31	34	42
Yards Penalized	496	314	272	437	437	484	255	304	293	262	334
FUMBLES BY	8	6	8	7	7	4	6	9	3	9	8
Fumbles Lost	4	2	4	3	5	3	2	4	2	3	6
Opp Fumbles	6	10	6	9	7	6	11	4	9	5	3
Opp Fumbles Lost	2	5	2	4	5	3	7	2	2	4	0
POSS. TIME (avg)	31:28	28:21	27:46	30:57	29:07	32:34	26:13	28:22	32:19	32:12	29:52
TOUCHDOWNS	26	24	21	11	13	17	18	16	16	9	12
Rushing	10	11	6	3	6	7	8	6	9	3	6
Passing	15	12	14	6	5	10	10	9	6	6	6
Returns	1	1	1	2	2	0	0	1	1	0	0
EXTRA POINT KICKS	26/26	22/24	18/19	7/9	12/12	15/15	17/17	14/14	14/15	7/8	9/9
2-PT CONVERSIONS	0/0	0/0	1/2	2/2	0/1	0/2	0/1	1/2	0/1	0/1	2/3
FIELD GOALS MADE/ATTEMPTED	12/15	11/14	10/13	10/13	17/18	16/18	10/12	11/12	12/14	15/16	13/15
POINTS SCORED	218	199	178	109	145	165	155	145	146	106	124

2024 NATIONAL FOOTBALL LEAGUE

TEAM DEFENSIVE TOTALS

CATEGORY	BAL	BUF	CIN	CLE	DEN	HOU	IND	JAX	KC	LAC	LV
POINTS ALLOWED	180	136	166	162	106	159	149	194	103	83	183
OPP FIRST DOWNS	146	135	154	121	125	116	148	153	107	96	123
Rushing	23	45	65	50	38	38	60	42	34	35	47
Passing	107	79	78	64	69	63	76	97	61	52	65
Penalty	16	11	11	7	18	15	12	14	12	9	11
OPP YARDS GAINED (tot)	2489	2394	2472	2225	1977	1939	2674	2635	1837	1772	2218
Avg per Game	355.6	342.0	353.1	317.9	282.4	277.0	382.0	376.4	306.2	295.3	316.9
OPP RUSHING (net)	479	930	953	883	782	765	1119	718	543	667	957
Avg per Game	68.4	132.9	136.1	126.1	111.7	109.3	159.9	102.6	90.5	111.2	136.7
Rushes	147	183	218	202	192	170	242	173	142	144	198
Yards per Rush	3.3	5.1	4.4	4.4	4.1	4.5	4.6	4.2	3.8	4.6	4.8
OPP PASSING (net)	2010	1464	1519	1342	1195	1174	1555	1917	1294	1105	1261
Avg per Game	287.1	209.1	217.0	191.7	170.7	167.7	222.1	273.9	215.7	184.2	180.1
Pass Attempts	267	248	248	199	230	213	219	253	199	179	203
Pass Completions	180	162	158	117	151	120	150	179	122	120	135
Completion Pct	67.4%	65.3%	63.7%	58.8%	65.7%	56.3%	68.5%	70.8%	61.3%	67.0%	66.5%
Yards Gained	2159	1584	1576	1446	1354	1330	1658	2020	1334	1192	1391
Sacked	22	19	12	18	28	22	14	16	10	13	15
Yards Lost	149	120	57	104	159	156	103	103	40	87	130
INTERCEPTED BY	5	7	6	1	5	7	4	1	5	6	3
Yards Returned	0	82	117	0	158	82	5	22	23	64	51
Returned for TD	0	1	0	0	1	0	0	0	0	0	0
OPP PUNT RETURNS	8	11	14	20	14	10	11	13	6	9	10
Avg Return	6.5	11.1	6.7	13.5	6.9	4.7	11.7	9.0	7.5	9.6	14.9
Returned for TD	0	0	0	1	0	0	0	0	0	0	0
OPP KICKOFF RETURNS	8	8	7	12	14	19	2	4	8	7	13
Avg Return	29.3	33.6	23.9	30.7	23.9	24.3	26.0	28.8	28.0	27.7	24.8
Returned for TD	0	1	0	1	0	0	0	0	0	0	0
OPP TOUCHDOWNS	20	15	20	18	10	19	16	23	11	9	20
Rushing	6	4	8	8	4	4	6	7	4	3	9
Passing	14	9	11	8	6	15	10	16	7	6	8
Returns	0	2	1	2	0	0	0	0	0	0	3

2024 NATIONAL FOOTBALL LEAGUE

TEAM OFFENSIVE TOTALS

CATEGORY	MIA	NE	NYJ	PIT	TEN	ARI	ATL	CAR	CHI	DAL	DET
GAMES (W-L-T)	2-4-0	1-6-0	2-5-0	5-2-0	1-5-0	3-4-0	4-3-0	1-6-0	4-2-0	3-3-0	5-1-0
FIRST DOWNS	106	108	127	131	104	133	145	111	118	116	137
Rushing	40	34	32	54	38	59	46	41	39	30	54
Passing	53	62	84	58	52	62	87	63	63	72	75
Penalty	13	12	11	19	14	12	12	7	16	14	8
YDS GAINED (tot)	1849	1840	2149	2199	1555	2319	2579	1971	1809	2019	2471
Avg per Game	308.2	262.9	307.0	314.1	259.2	331.3	368.4	281.6	301.5	336.5	411.8
RUSHING (net)	772	777	577	938	680	1052	837	763	629	463	933
Avg per Game	128.7	111.0	82.4	134.0	113.3	150.3	119.6	109.0	104.8	77.2	155.5
Rushes	188	174	149	235	157	193	178	164	168	133	192
Yards per Rush	4.1	4.5	3.9	4.0	4.3	5.5	4.7	4.7	3.7	3.5	4.9
PASSING (net)	1077	1063	1572	1261	875	1267	1742	1208	1180	1556	1538
Avg per Game	179.5	151.9	224.6	180.1	145.8	181.0	248.9	172.6	196.7	259.3	256.3
Attempts	187	213	264	190	182	196	244	226	199	238	178
Completions	115	129	164	123	117	130	163	143	130	151	131
Completion Pct	61.5%	60.6%	62.1%	64.7%	64.3%	66.3%	66.8%	63.3%	65.3%	63.5%	73.6%
Yards Gained	1200	1237	1699	1389	999	1331	1844	1288	1317	1654	1653
Sacked	18	25	17	17	19	11	13	14	20	16	14
Yards Lost	123	174	127	128	124	64	102	80	137	98	115
Had Intercepted	4	3	7	1	8	3	7	9	5	7	4
Yards Opp Ret	64	73	104	0	87	34	107	169	36	112	31
Opp TDs on Int	1	1	1	0	2	0	0	1	0	0	0
PUNTS	25	36	31	29	30	22	17	30	26	17	18
Avg Yards	45.4	51.4	47.4	47.3	48.2	49.3	47.8	45.3	48.4	50.5	50.2
PUNT RETURNS	8	12	18	14	18	5	8	10	10	5	14
Avg Return	14.3	10.3	7.8	9.5	8.2	8.2	10.0	9.4	9.1	19.2	8.9
Returned for TD	0	0	0	0	0	0	0	0	0	1	0
KICKOFF RETURNS	5	11	16	7	13	18	10	27	9	13	5
Avg Return	27.2	24.3	25.9	21.0	26.1	29.4	24.1	25.6	27.8	34.2	28.2
Returned for TD	0	0	0	0	0	1	0	0	0	0	0
PENALTIES	49	44	55	47	42	35	45	48	37	47	47
Yards Penalized	440	362	512	342	344	315	385	409	280	361	419
FUMBLES BY	9	10	7	8	8	11	8	8	6	9	4
Fumbles Lost	4	5	2	3	4	6	3	3	2	4	1
Opp Fumbles	5	11	6	11	5	6	7	4	9	5	5
Opp Fumbles Lost	2	4	4	4	2	5	2	3	6	1	3
POSS. TIME (avg)	31:27	28:10	30:07	32:03	31:46	27:29	27:34	27:48	30:48	27:40	31:17
TOUCHDOWNS	6	10	15	15	11	16	17	12	18	11	22
Rushing	3	3	4	8	5	5	5	5	7	2	11
Passing	3	7	11	7	6	9	10	7	9	8	11
Returns	0	0	0	0	0	2	2	0	2	1	0
EXTRA POINT KICKS	4/4	9/9	12/12	14/14	11/11	14/14	14/14	11/11	14/15	9/9	20/21
2-PT CONVERSIONS	0/2	0/1	1/3	0/1	0/0	2/2	1/2	0/1	1/3	0/2	0/0
FIELD GOALS MADE/ATTEMPTED	10/14	10/12	8/13	19/20	9/9	12/13	15/18	9/10	8/10	17/19	10/10
POINTS SCORED	70	99	128	161	106	150	163	110	148	126	182

2024 NATIONAL FOOTBALL LEAGUE

TEAM DEFENSIVE TOTALS

CATEGORY	MIA	NE	NYJ	PIT	TEN	ARI	ATL	CAR	CHI	DAL	DET
POINTS ALLOWED	129	175	145	101	144	178	169	243	101	168	120
OPP FIRST DOWNS	98	144	129	118	94	158	147	162	98	123	127
Rushing	44	53	52	38	34	60	61	66	37	58	29
Passing	45	78	58	74	49	87	78	79	55	57	76
Penalty	9	13	19	6	11	11	8	17	6	8	22
OPP YARDS GAINED (tot)	1711	2517	2047	2090	1633	2635	2353	2700	1752	2139	2030
Avg per Game	285.2	359.6	292.4	298.6	272.2	376.4	336.1	385.7	292.0	356.5	338.3
OPP RUSHING (net)	784	953	894	567	633	977	959	1135	672	859	555
Avg per Game	130.7	136.1	127.7	81.0	105.5	139.6	137.0	162.1	112.0	143.2	92.5
Rushes	171	208	211	158	161	219	220	242	146	189	121
Yards per Rush	4.6	4.6	4.2	3.6	3.9	4.5	4.4	4.7	4.6	4.5	4.6
OPP PASSING (net)	927	1564	1153	1523	1000	1658	1394	1565	1080	1280	1475
Avg per Game	154.5	223.4	164.7	217.6	166.7	236.9	199.1	223.6	180.0	213.3	245.8
Pass Attempts	153	218	194	232	171	209	219	199	188	171	229
Pass Completions	91	149	116	149	102	149	158	141	118	111	152
Completion Pct	59.5%	68.4%	59.8%	64.2%	59.7%	71.3%	72.2%	70.9%	62.8%	64.9%	66.4%
Yards Gained	989	1639	1285	1644	1079	1731	1438	1598	1212	1359	1587
Sacked	9	14	21	15	10	14	6	7	18	14	19
Yards Lost	62	75	132	121	79	73	44	33	132	79	112
INTERCEPTED BY	3	3	2	9	1	5	5	3	7	4	8
Yards Returned	2	37	0	137	30	10	93	34	64	9	48
Returned for TD	0	0	0	0	0	0	1	0	1	0	0
OPP PUNT RETURNS	9	19	15	12	20	10	10	12	13	9	5
Avg Return	10.0	12.7	5.6	5.1	13.2	12.2	11.5	10.7	9.5	14.3	3.2
Returned for TD	0	1	0	0	0	0	0	0	0	0	0
OPP KICKOFF RETURNS	8	6	4	11	6	5	18	15	16	15	9
Avg Return	24.0	24.5	23.5	25.6	29.7	37.2	27.9	25.1	30.1	24.7	35.6
Returned for TD	0	0	0	0	0	0	0	0	0	0	0
OPP TOUCHDOWNS	13	19	14	11	15	19	16	28	10	19	12
Rushing	9	9	7	3	5	8	5	13	6	10	6
Passing	3	8	6	8	7	10	10	14	4	9	5
Returns	1	2	1	0	3	1	1	1	0	0	1

2024 NATIONAL FOOTBALL LEAGUE

TEAM OFFENSIVE TOTALS

CATEGORY	GB	LAR	MIN	NO	NYG	PHI	SEA	SF	TB	WAS	NFL/Avg
GAMES (W-L-T)	5-2-0	2-4-0	5-1-0	2-5-0	2-5-0	4-2-0	4-3-0	3-4-0	4-3-0	5-2-0	---
FIRST DOWNS	142	119	108	131	127	122	155	154	162	158	128.7
Rushing	54	47	36	55	44	56	38	54	48	63	46.1
Passing	75	60	58	64	74	60	101	85	99	81	71.1
Penalty	13	12	14	12	9	6	16	15	15	14	11.5
YDS GAINED (tot)	2682	1879	1999	2190	2035	2173	2578	2833	2684	2689	2223.5
Avg per Game	383.1	313.2	333.2	312.9	290.7	362.2	368.3	404.7	383.4	384.1	332.5
RUSHING (net)	1085	602	716	814	711	1000	682	1049	946	1158	822.5
Avg per Game	155.0	100.3	119.3	116.3	101.6	166.7	97.4	149.9	135.1	165.4	123.0
Rushes	218	151	163	195	182	201	151	212	185	223	181.7
Yards per Rush	5.0	4.0	4.4	4.2	3.9	5.0	4.5	5.0	5.1	5.2	4.5
PASSING (net)	1597	1277	1283	1376	1324	1173	1896	1784	1738	1531	1401.0
Avg per Game	228.1	212.8	213.8	196.6	189.1	195.5	270.9	254.9	248.3	218.7	209.5
Attempts	213	199	165	215	249	172	280	216	234	194	213.4
Completions	135	132	110	142	153	116	192	138	165	146	139.1
Completion Pct	63.4%	66.3%	66.7%	66.1%	61.5%	67.4%	68.6%	63.9%	70.5%	75.3%	65.2%
Yards Gained	1675	1392	1394	1459	1448	1308	2020	1841	1859	1613	1508.4
Sacked	11	17	19	16	22	19	20	14	20	16	16.6
Yards Lost	78	115	111	83	124	135	124	57	121	82	107.4
Had Intercepted	8	4	5	6	4	4	6	7	7	2	4.9
Yards Opp Ret	78	63	26	47	34	57	44	20	88	0	56.9
Opp TDs on Int	1	0	0	1	1	0	0	0	0	0	0.3
PUNTS	24	20	23	26	35	22	29	18	21	12	25.9
Avg Yards	48.0	47.0	46.4	43.7	47.4	49.3	48.4	43.7	43.8	45.8	47.9
PUNT RETURNS	10	6	10	11	13	11	9	10	7	6	11.2
Avg Return	7.6	12.5	5.1	14.2	6.4	10.1	9.2	6.2	7.1	16.3	9.8
Returned for TD	0	0	0	1	0	0	0	0	0	0	0.1
KICKOFF RETURNS	5	5	5	16	16	10	20	8	14	9	10.9
Avg Return	28.4	27.0	22.4	26.8	24.1	24.0	31.0	26.0	27.8	31.3	26.9
Returned for TD	0	0	0	0	0	0	1	0	0	0	0.1
PENALTIES	54	30	45	41	36	39	51	36	44	44	43.6
Yards Penalized	398	237	340	395	282	271	394	319	328	329	354.7
FUMBLES BY	6	3	9	7	11	8	7	10	8	7	7.5
Fumbles Lost	3	3	5	5	4	4	4	4	2	1	3.4
Opp Fumbles	12	7	9	8	7	6	9	11	13	7	7.5
Opp Fumbles Lost	8	3	3	3	5	0	3	5	5	3	3.4
POSS. TIME (avg)	31:28	28:43	29:19	29:03	31:31	31:23	28:33	32:47	31:26	31:31	30:00
TOUCHDOWNS	21	13	19	21	10	16	21	18	25	23	16.3
Rushing	3	8	4	10	3	9	10	7	6	14	6.5
Passing	17	3	12	10	6	7	8	9	18	8	8.9
Returns	1	2	3	1	1	0	3	2	1	1	1.0
EXTRA POINT KICKS	19/19	9/11	18/18	18/20	6/7	14/14	19/19	15/16	21/22	21/21	96.6%
2-PT CONVERSIONS	1/2	0/2	0/1	0/1	0/3	2/2	0/2	0/2	1/3	1/2	30.8%
FIELD GOALS MADE/ATTEMPTED	13/18	9/11	12/12	11/11	11/14	6/8	11/14	19/20	12/13	19/22	85.8%
POINTS SCORED	186	114	168	177	99	134	180	180	209	218	149.9

2024 NATIONAL FOOTBALL LEAGUE

TEAM DEFENSIVE TOTALS

CATEGORY	GB	LAR	MIN	NO	NYG	PHI	SEA	SF	TB	WAS	NFL/Avg
POINTS ALLOWED	143	154	107	180	149	115	164	158	182	152	149.9
OPP FIRST DOWNS	139	126	115	146	119	106	133	125	151	137	128.7
Rushing	53	57	18	56	47	40	50	44	50	50	46.1
Passing	74	56	88	78	65	58	72	75	86	77	71.1
Penalty	12	13	9	12	7	8	11	6	15	10	11.5
OPP YARDS GAINED (tot)	2229	2186	2045	2764	2223	1826	2407	2226	2702	2304	2223.5
Avg per Game	318.4	364.3	340.8	394.9	317.6	304.3	343.9	318.0	386.0	329.1	332.5
OPP RUSHING (net)	802	910	480	1027	967	691	1023	790	924	921	822.5
Avg per Game	114.6	151.7	80.0	146.7	138.1	115.2	146.1	112.9	132.0	131.6	123.0
Rushes	185	192	120	190	178	146	206	178	174	187	181.7
Yards per Rush	4.3	4.7	4.0	5.4	5.4	4.7	5.0	4.4	5.3	4.9	4.5
OPP PASSING (net)	1427	1276	1565	1737	1256	1135	1384	1436	1778	1383	1401.0
Avg per Game	203.9	212.7	260.8	248.1	179.4	189.2	197.7	205.1	254.0	197.6	209.5
Pass Attempts	228	172	255	247	200	188	218	222	267	191	213.4
Pass Completions	144	110	161	159	142	114	146	136	176	134	139.1
Completion Pct	63.2%	64.0%	63.1%	64.4%	71.0%	60.6%	67.0%	61.3%	65.9%	70.2%	65.2%
Yards Gained	1577	1362	1725	1829	1457	1263	1530	1521	1915	1486	1508.4
Sacked	20	11	24	15	31	19	20	18	19	19	16.6
Yards Lost	150	86	160	92	201	128	146	85	137	103	107.4
INTERCEPTED BY	9	5	11	10	1	2	4	8	5	3	4.9
Yards Returned	116	6	121	160	1	1	39	156	28	124	56.9
Returned for TD	1	1	2	0	0	0	0	1	0	1	0.3
OPP PUNT RETURNS	9	8	10	10	14	11	13	8	8	6	11.2
Avg Return	6.7	10.0	6.0	6.3	9.1	8.0	10.6	18.4	14.4	8.2	9.8
Returned for TD	0	0	0	0	0	0	0	0	1	0	0.1
OPP KICKOFF RETURNS	17	1	5	30	5	3	16	15	9	33	10.9
Avg Return	25.6	27.0	24.0	25.0	30.2	20.0	24.6	33.2	27.7	25.1	26.9
Returned for TD	0	0	0	0	0	0	0	1	0	0	0.1
OPP TOUCHDOWNS	17	17	13	18	16	11	18	18	20	18	16.3
Rushing	6	6	3	9	6	3	7	9	8	6	6.5
Passing	10	10	10	5	8	7	10	8	11	12	8.9
Returns	1	1	0	4	2	1	1	1	1	0	1.0

2024 NATIONAL FOOTBALL LEAGUE

2024 NATIONAL FOOTBALL LEAGUE

AFC TEAM RANKINGS

TEAM	OFFENSE			DEFENSE		
	TOTAL	RUSH	PASS	TOTAL	RUSH	PASS
BAL	*1	*1	1	13	*1	16
BUF	7	10	8	11	12	9
CIN	4	13t	2	12	13t	11
CLE	16	13t	14	10	9	8
DEN	13	6	13	3	8	5
HOU	3	8	3	2	6	4
IND	5	7	7	16	16	13
JAX	6	5	9	15	4	15
KC	2	3	5	8	3	10
LAC	11	9	10	6	7	7
LV	12	15	6	9	15	6
MIA	9	4	12	4	11	*1
NE	14	12	15	14	13t	14
NYJ	10	16	4	5	10	2
PIT	8	2	11	7	2	12
TEN	15	11	16	*1	5	3

NFC TEAM RANKINGS

TEAM	OFFENSE			DEFENSE		
	Total	Rush	Pass	Total	Rush	Pass
ARI	11	5	15	13	11	12
ATL	6	8	5	7	9	6
CAR	16	11	16	14	16	11
CHI	14	12	11	1	3	2
DAL	9	16	2	11	12	10
DET	1	3	3	8	2	13
GB	5	4	7	5	5	7
LAR	12	14	10	12	15	9
MIN	10	9	9	9	1	16
NO	13	10	12	16	14	14
NYG	15	13	14	3	10	1
PHI	8	1	13	2	6	3
SEA	7	15	*1	10	13	5
SF	2	6	4	4	4	8
TB	4	7	6	15	8	15
WAS	3	2	8	6	7	4

t = Tied for position

* = League Leader

2024 NATIONAL FOOTBALL LEAGUE

NFL TEAM RANKINGS

TEAM	OFFENSE			DEFENSE		
	TOTAL	RUSH	PASS	TOTAL	RUSH	PASS
ARI	15	6	25	27t	26	26
ATL	7	16	6	17	24	14
BAL	*1	*1	5	23	*1	32
BUF	18	19t	18	20	20	17
CAR	29	23	28	30	32	25
CHI	24	24	20	5	11	7
CIN	14	28t	8	22	21t	21
CLE	32	28t	30	13	15	11
DAL	12	32	2	24	27	19
DEN	27	13	29	3	10	5
DET	2	4	3	18	5	27
GB	6	5	9	15	13	15
HOU	11	15	10	2	8	4
IND	16	14	17	29	31	23
JAX	17	12	19	27t	6	31
KC	10	10	12	10	4	20
LAC	25	18	24	7	9	9
LAR	20	26	15	26	30	18
LV	26	30	16	11	23	8
MIA	22	11	27	4	17	*1
MIN	13	17	14	19	2	30
NE	30	22	31	25	21t	24
NO	21	19t	21	32	29	28
NYG	28	25	23	12	25	6
NYJ	23	31	11	6	16	2
PHI	9	2	22	9	14	10
PIT	19	9	26	8	3	22
SEA	8	27	*1	21	28	13
SF	3	7	4	14	12	16
TB	5	8	7	31	19	29
TEN	31	21	32	*1	7	3
WAS	4	3	13	16	18	12

t = Tied for position

* = League Leader

2024 NATIONAL FOOTBALL LEAGUE

AFC TEAM OFFENSE RANK

TEAM	(A)	(B)	(C)	(D)	(E)	(F)	(G)	(H)	(I)	(J)	(K)	(L)	(M)	(N)	(O)	(P)	(Q)
BAL	1	1	1	1	1	1	5	2	1	1	3	7	12	15	14	1	11
BUF	7	3	10	8	8	2	1	3	5t	10	1	8	2	9	15	2	12
CIN	4	2	13t	9t	2	3	4	9	4	4	8t	15	3	5	2	3	13t
CLE	16	16	13t	9t	14	16	9	16	15t	16	7	9	14	2	4	14	13t
DEN	13	11	6	3	13	13	11	1	13	15	4	4	4	13	7	8t	3
HOU	3	7	8	5	3	8	8	10	3	6	5t	14	1	16	11	5	6
IND	5	4	7	4	7	5	13	4	5t	5	10	3	7	6	5	7	9t
JAX	6	5	5	2	9	9	6	7	5t	9	13	1	11	7	3	8t	5
KC	2	6	3	12	5	4	15	5	2	2	2	5	8	1	1	4	8
LAC	11	8	9	14	10	6	3	12	14	3	11t	6	15	12	12	12t	4
LV	12	12	15	16	6	11	14	8	10	13	14	16	6	4	6	11	7
MIA	9	13	4	11	12	12	10	13	11	12	16	2	5	14	13	16	15
NE	14	14	12	6	15	14	7	15	15t	11	8t	10	13	3	9	15	9t
NYJ	10	9	16	15	4	10	12	6	9	7	15	13	10	10	8	10	16
PIT	8	10	2	13	11	7	2	11	5t	8	5t	11	16	11	10	6	2
TEN	15	15	11	7	16	15	16	14	12	14	11t	12	9	8	16	12t	1

AFC TEAM DEFENSE RANK

TEAM	(A)	(B)	(C)	(D)	(E)	(F)	(G)	(H)	(I)	(J)	(K)	(L)	(M)	(N)	(O)	(P)	(Q)	(R)	(S)
BAL	13	14	1	1	16	15	9	5	13	15	8t	4	13	8	11	14	5	5	1
BUF	11	11	12	16	9	4	4	6	11	11	2	11	16	5	7	5	9t	1	11
CIN	12	7	13t	9	11	9	6	16	16	12	13	5	2	16	15	11	3t	7	12
CLE	10	10	9	8	8	11	15	4	6	4	16	15	15	13	5	10	3t	13	15
DEN	3	1	8	5	5	1	7	1	9	10	3	6	3	7	9	3	14	4	7
HOU	2	3	6	10	4	2	3	3	4	7	11t	1	5	15	16	9	15t	8t	2
IND	16	13	16	13	13	13	10	11	14	13	10	12	9	1	4	7	7	8t	14
JAX	15	16	4	6	15	16	16	12	15	14	14	8	12	12	3	16	11	12	13
KC	8	8	3	3	10	12	5	15	8	5	5	7	11	14	13	4	9t	3	3
LAC	6	9	7	14	7	7	2	8	2	9	4	9	10	10	14	1	1	6	8
LV	9	12	15	15	6	8	11	7	7	2	8t	16	7	4	10	15	12t	14	10
MIA	4	5	11	12	1	6	8	13	3	1	6	10	4	11	6	8	6	15	4
NE	14	15	13t	11	14	14	12	10	12	16	1	13	6	3	1	13	8	16	16
NYJ	5	4	10	7	2	3	13	2	10	6	15	3	1	2	8	6	12t	10	6
PIT	7	6	2	2	12	10	1	9	5	8	7	2	8	9	12	2	2	2	5
TEN	1	2	5	4	3	5	14	14	1	3	11t	14	14	6	2	12	15t	11	9

- (A) Total Yards per Game
- (B) Total Yards per Play
- (C) Rushing Yards per Game
- (D) Rushing Yards per Attempt
- (E) Passing Net Yards per Game
- (F) Passing Net Yards per Play
- (G) Passing, Percent Had Intercepted
- (H) Sacks per Pass Play
- (I) First Downs per Game
- (J) Third Down Efficiency

- (K) Fourth Down Efficiency
- (L) Punt Return Average
- (M) Kickoff Return Average
- (N) Gross Punting Average
- (O) Net Punting Average
- (P) Points per Game
- (Q) Field Goal Percentage
- (R) Points per Game Differential (combined offense/defense)
- (S) Net Yards per Game Differential (combined offense/defense)

2024 NATIONAL FOOTBALL LEAGUE

NFC TEAM OFFENSE RANK

TEAM	(A)	(B)	(C)	(D)	(E)	(F)	(G)	(H)	(I)	(J)	(K)	(L)	(M)	(N)	(O)	(P)	(Q)
ARI	11	7	5	1	15	11	2	3	12	9	15	11	4	3	4	12	5t
ATL	6	6	8	8	5	7	10	2	6	11	4	6	13	8	13	10	10
CAR	16	14	11	9	16	15	16	4	16	16	16	7	12	13	14	15	7
CHI	14	15	12	15	11	14	8	14	10	13	2	9	8	5	6	9	12
DAL	9	11	16	16	2	10	11	6	11	6	14	1	1	1	9	13	8
DET	1	1	3	7	3	1	6	9	2	3	6t	10	6	2	1	2	1t
GB	5	5	4	4	7	4	15	1	8	8	6t	12	5	7	2	5	16
LAR	12	13	14	13	10	13	4	11	9	12	6t	4	9	10	8	14	11
MIN	10	8	9	11	9	5	13	16	15	7	6t	16	16	11	7	4	1t
NO	13	12	10	12	12	12	9	8	13	4	6t	3	10	16	11	8	1t
NYG	15	16	13	14	14	16	3	13	14	14	5	14	14	9	5	16	13t
PHI	8	10	1	5	13	9	7	15	7	15	3	5	15	4	3	11	15
SEA	7	9	15	10	1	8	5	7	4	10	6t	8	3	6	10	6t	13t
SF	2	2	6	6	4	2	14	5	5	5	6t	15	11	15	16	6t	4
TB	4	4	7	3	6	6	12	12	1	1	6t	13	7	14	15	3	5t
WAS	3	3	2	2	8	3	1	10	3	2	1	2	2	12	12	1	9

NFC TEAM DEFENSE RANK

TEAM	(A)	(B)	(C)	(D)	(E)	(F)	(G)	(H)	(I)	(J)	(K)	(L)	(M)	(N)	(O)	(P)	(Q)	(R)	(S)
ARI	13	14	11	5	12	15	8	12	15	16	10t	13	16	6	11	11	14	12	13
ATL	7	5	9	3	6	9	10	16	11t	14	7t	12	11	2	2	10	16	11	6
CAR	14	15	16	9	11	16	14	15	16	15	1	11	7	7	6	16	15	16	16
CHI	1	1	3	8	2	1	4	4	1	4	7t	8	12	9	9	1	5	4	8
DAL	11	10	12	6	10	13	9	9	9	6	15	14	4	5	3	15	11t	14	11
DET	8	9	2	7	13	7	6	8	13	2	3	1	15	8	4	4	11t	1	2
GB	5	3	5	2	7	5	3	7	8	7	6	4	8	12	10	5	7t	5	3
LAR	12	12	15	11	9	14	7	13	11t	10	16	9	9	14	7	12	11t	13	14
MIN	9	2	1	1	16	4	1	5	6	5	2	2	2	10	12	2	1	2	10
NO	16	16	14	15	14	12	2	14	10	11	4	3	5	1	1	13	7t	10	15
NYG	3	8	10	16	1	2	16	1	2	1	12	7	13	15	14	6	3t	15	12
PHI	2	4	6	10	3	3	15	2	3	3	13	5	1	3	5	3	6	7	4
SEA	10	7	13	13	5	6	12	6	5	8	5	10	3	11	13	9	3t	9	7
SF	4	6	4	4	8	8	5	10	4	13	9	16	14	16	16	8	10	8	1
TB	15	13	8	14	15	10	11	11	14	9	14	15	10	4	8	14	2	6	9
WAS	6	11	7	12	4	11	13	3	7	12	10t	6	6	13	15	7	9	3	5

- (A) Total Yards per Game
- (B) Total Yards per Play
- (C) Rushing Yards per Game
- (D) Rushing Yards per Attempt
- (E) Passing Net Yards per Game
- (F) Passing Net Yards per Play
- (G) Passing, Percent Had Intercepted
- (H) Sacks per Pass Play
- (I) First Downs per Game
- (J) Third Down Efficiency

- (K) Fourth Down Efficiency
- (L) Punt Return Average
- (M) Kickoff Return Average
- (N) Gross Punting Average
- (O) Net Punting Average
- (P) Points per Game
- (Q) Field Goal Percentage
- (R) Points per Game Differential (combined offense/defense)
- (S) Net Yards per Game Differential (combined offense/defense)

2024 NATIONAL FOOTBALL LEAGUE

NFL TEAM OFFENSE RANK

TEAM	(A)	(B)	(C)	(D)	(E)	(F)	(G)	(H)	(I)	(J)	(K)	(L)	(M)	(N)	(O)	(P)	(Q)
BAL	1	1	1	1	5	1	5	2	1	2	4	11	24	28	25	1t	22t
BUF	18	11	19t	19	18	6	1	3	17t	25	1t	12	4	17	26	5	24t
CIN	14	9	28t	20t	8	9	4	18	15t	9	12t	28	6	6	2	10	27t
CLE	32	32	28t	20t	30	32	12	32	31t	32	11	13	29	2	5	29	27t
DEN	27	24	13	10	29	27	16	1	28	31	5	8	12	24	11	21t	7
HOU	11	17	15	15	10	19	11	22	13	14	9t	26	2	29	17	14	14
IND	16	13	14	13	17	12	27	4	17t	11	14	6	16	8	7	18	18t
JAX	17	14	12	4	19	21	7	15	17t	24	26	1	23	9	3	21t	11
KC	10	16	10	24	12	11	31	8	7	4	3	9	18	1	1	13	17
LAC	25	21	18	26	24	17	3	25	29	7	16t	10	31	21t	20	26t	8
LV	26	26	30	30	16	25	29	16	25	28	29	31	14	5	10	25	15
MIA	22	27	11	23	27	26	14	26	26	27	32	4	13	26	22	32	31
NE	30	30	22	16	31	30	8	31	31t	26	12t	14	25	3	14	30t	18t
NYJ	23	22	31	29	11	23	20	10	22t	15	31	24	21	19	12	24	32
PIT	19	23	9	25	26	18	2	24	17t	17	9t	17	32	20	15	16	5t
TEN	31	31	21	18	32	31	32	28	27	29	16t	22	19	14	30	26t	1t
ARI	15	8	6	2	25	16	9	7	15t	16	28	23	7	10	9	19	9t
ATL	7	7	16	11	6	10	22	6	8	19	8	16	26	16	28	15	18t
CAR	29	25	23	12	28	28	30	9	30	30	30	18	22	27	29	28	12
CHI	24	28	24	31	20	24	19	27	12	21	6	20	11	12	16	12	22t
DAL	12	18	32	32	2	15	23	12	14	10	27	2	1	4	21	20	13
DET	2	2	4	9	3	2	17	17	3	5	16t	21	9	7	4	3	1t
GB	6	6	5	6	9	5	28	5	10	13	16t	25	8	15	6	7	30
LAR	20	20	26	27	15	22	13	20	11	20	16t	7	15	21t	19	23	21
MIN	13	10	17	17	14	7	25	30	24	12	16t	32	30	23	18	6	1t
NO	21	19	19t	22	21	20	21	14	17t	6	16t	5	17	32	24	11	1t
NYG	28	29	25	28	23	29	10	23	22t	22	15	29	27	18	13	30t	24t
PHI	9	15	2	7	22	14	18	29	9	23	7	15	28	11	8	17	29
SEA	8	12	27	14	1	13	15	13	5	18	16t	19	5	13	23	8t	24t
SF	3	3	7	8	4	3	26	11	6	8	16t	30	20	31	32	8t	5t
TB	5	5	8	5	7	8	24	21	2	1	16t	27	10	30	31	4	9t
WAS	4	4	3	3	13	4	6	19	4	3	1t	3	3	25	27	1t	16

- (A) Total Yards per Game
- (B) Total Yards per Play
- (C) Rushing Yards per Game
- (D) Rushing Yards per Attempt
- (E) Passing Net Yards per Game
- (F) Passing Net Yards per Play
- (G) Passing, Percent Had Intercepted
- (H) Sacks per Pass Play
- (I) First Downs per Game

- (J) Third Down Efficiency
- (K) Fourth Down Efficiency
- (L) Punt Return Average
- (M) Kickoff Return Average
- (N) Gross Punting Average
- (O) Net Punting Average
- (P) Points per Game
- (Q) Field Goal Percentage

2024 NATIONAL FOOTBALL LEAGUE

NFL TEAM DEFENSE RANK

TEAM	(A)	(B)	(C)	(D)	(E)	(F)	(G)	(H)	(I)	(J)	(K)	(L)	(M)	(N)	(O)	(P)	(Q)	(R)	(S)
BAL	23	23	1	1	32	28	19t	13	22t	27t	17t	7	24	16	17	26t	6	10	1
BUF	20	16	20	29	17	7	11	16	17	22	5	22	30	10	12	8	13t	4	22
CIN	22	10	21t	12	21	15	13	30	30	24	26t	9	3	31	30	20	4t	16	23
CLE	13	15	15	11	11	19	30	10	8	9	31	28	28	28	8	18	4t	28	29
DEN	3	1	10	6	5	1	17	2	12t	18	6	10	4	15	14	3	24t	9	14
HOU	2	3	8	15	4	2	9	4	5	13	23t	2	7	30	31	17	30t	17t	4
IND	29	22	31	21	23	25	22	24	26	25	21	24	17	4	6	12t	11	17t	28
JAX	27t	29t	6	7	31	30	32	25	29	26	29	14	23	23	5	30	15t	25t	26
KC	10	12	4	3	20	20	12	29	11	10t	11	11	22	29	21	5	13t	7	8
LAC	7	13	9	22	9	12	8	18	2	16	8t	17	20	20	29	1	2	12	16
LV	11	18	23	26	8	13	25	17	9	2	17t	31	11	9	16	29	18t	29	21
MIA	4	7	17	18	1	10	18	27	3t	1	12	18t	5t	22	9	14	8t	30	11
NE	25	25	21t	17	24	26	26	22	21	29	1	26	8	8	3	23	12	31	31
NYJ	6	4	16	8	2	4	28	3	14	12	30	4	2	6	13	11	18t	21	13
PIT	8	9	3	2	22	18	4	21	6	14	13t	3	16	17	20	2	3	5	12
TEN	1	2	7	4	3	8	29	28	1	5	23t	27	25	13	4	21	30t	23	19
ARI	27t	29t	26	14	26	31	14	20	31	32	17t	25	32	11	24	24	28	22	25
ATL	17	14	24	10	14	21	16	32	24t	30	13t	23	21	2	2	22	30t	20	9
CAR	30	31	32	23	25	32	24	31	32	31	2	21	14	12	15	32	29	32	32
CHI	5	5	11	20	7	3	5	7	3t	7	13t	16	26	18	22	4	15t	6	15
DAL	24	24	27	16	19	27	15	14	20	10t	28	29	10	7	7	31	24t	25t	20
DET	18	21	5	19	27	16	7	12	27	4	4	1	31	14	10	9	24t	1	3
GB	15	8	13	9	15	11	3	11	19	15	10	8	15	24	23	10	20t	8	5
LAR	26	27	30	25	18	29	10	23	24t	20	32	18t	18	26	18	25	24t	24	27
MIN	19	6	2	5	30	9	1	8	16	8	3	5	5t	19	25	6	1	2	18
NO	32	32	29	31	28	24	2	26	22t	21	7	6	12	1	1	26t	20t	19	30
NYG	12	20	25	32	6	5	31	1	7	3	22	15	27	27	27	12t	8t	27	24
PHI	9	11	14	24	10	6	27	5	10	6	23t	12	1	3	11	7	17	13	6
SEA	21	19	28	28	13	14	21	9	15	17	8t	20	9	21	26	19	8t	15	10
SF	14	17	12	13	16	17	6	15	12t	27t	16	32	29	32	32	16	23	14	2
TB	31	28	19	30	29	22	19t	19	28	19	26t	30	19	5	19	28	7	11	17
WAS	16	26	18	27	12	23	23	6	18	23	17t	13	13	25	28	15	22	3	7

- (A) Total Yards per Game
- (B) Total Yards per Play
- (C) Rushing Yards per Game
- (D) Rushing Yards per Attempt
- (E) Passing Net Yards per Game
- (F) Passing Net Yards per Play
- (G) Passing, Percent Had Intercepted
- (H) Sacks per Pass Play
- (I) First Downs per Game
- (J) Third Down Efficiency

- (K) Fourth Down Efficiency
- (L) Punt Return Average
- (M) Kickoff Return Average
- (N) Gross Punting Average
- (O) Net Punting Average
- (P) Points per Game
- (Q) Field Goal Percentage
- (R) Points per Game Differential (combined offense/defense)
- (S) Net Yards per Game Differential (combined offense/defense)

2024 NATIONAL FOOTBALL LEAGUE

AFC TOTAL OFFENSE

RANK	TEAM	TOTAL	RUSH	PASS	TOTAL/G	RUSH/G	PASS/G
1	Baltimore	3230	1476	1754	461.4	210.9	250.6
2	Kansas City	2102	773	1329	350.3	128.8	221.5
3	Houston	2448	855	1593	349.7	122.1	227.6
4	Cincinnati	2322	660	1662	331.7	94.3	237.4
5	Indianapolis	2305	861	1444	329.3	123.0	206.3
6	Jacksonville	2281	870	1411	325.9	124.3	201.6
7	Buffalo	2247	814	1433	321.0	116.3	204.7
8	Pittsburgh	2199	938	1261	314.1	134.0	180.1
9	Miami	1849	772	1077	308.2	128.7	179.5
10	New York Jets	2149	577	1572	307.0	82.4	224.6
11	Los Angeles Chargers	1802	698	1104	300.3	116.3	184.0
12	Las Vegas	2077	599	1478	296.7	85.6	211.1
13	Denver	2058	869	1189	294.0	124.1	169.9
14	New England	1840	777	1063	262.9	111.0	151.9
15	Tennessee	1555	680	875	259.2	113.3	145.8
16	Cleveland	1777	660	1117	253.9	94.3	159.6
	TOTALS	34241	12879	21362	317.0	119.3	197.8

AFC TOTAL DEFENSE

RANK	TEAM	TOTAL	RUSH	PASS	TOTAL/G	RUSH/G	PASS/G
1	Tennessee	1633	633	1000	272.2	105.5	166.7
2	Houston	1939	765	1174	277.0	109.3	167.7
3	Denver	1977	782	1195	282.4	111.7	170.7
4	Miami	1711	784	927	285.2	130.7	154.5
5	New York Jets	2047	894	1153	292.4	127.7	164.7
6	Los Angeles Chargers	1772	667	1105	295.3	111.2	184.2
7	Pittsburgh	2090	567	1523	298.6	81.0	217.6
8	Kansas City	1837	543	1294	306.2	90.5	215.7
9	Las Vegas	2218	957	1261	316.9	136.7	180.1
10	Cleveland	2225	883	1342	317.9	126.1	191.7
11	Buffalo	2394	930	1464	342.0	132.9	209.1
12	Cincinnati	2472	953	1519	353.1	136.1	217.0
13	Baltimore	2489	479	2010	355.6	68.4	287.1
14	New England	2517	953	1564	359.6	136.1	223.4
15	Jacksonville	2635	718	1917	376.4	102.6	273.9
16	Indianapolis	2674	1119	1555	382.0	159.9	222.1
	TOTALS	34630	12627	22003	320.6	116.9	203.7

2024 NATIONAL FOOTBALL LEAGUE

NFC TOTAL OFFENSE

RANK	TEAM	TOTAL	RUSH	PASS	TOTAL/G	RUSH/G	PASS/G
1	Detroit	2471	933	1538	411.8	155.5	256.3
2	San Francisco	2833	1049	1784	404.7	149.9	254.9
3	Washington	2689	1158	1531	384.1	165.4	218.7
4	Tampa Bay	2684	946	1738	383.4	135.1	248.3
5	Green Bay	2682	1085	1597	383.1	155.0	228.1
6	Atlanta	2579	837	1742	368.4	119.6	248.9
7	Seattle	2578	682	1896	368.3	97.4	270.9
8	Philadelphia	2173	1000	1173	362.2	166.7	195.5
9	Dallas	2019	463	1556	336.5	77.2	259.3
10	Minnesota	1999	716	1283	333.2	119.3	213.8
11	Arizona	2319	1052	1267	331.3	150.3	181.0
12	Los Angeles Rams	1879	602	1277	313.2	100.3	212.8
13	New Orleans	2190	814	1376	312.9	116.3	196.6
14	Chicago	1809	629	1180	301.5	104.8	196.7
15	New York Giants	2035	711	1324	290.7	101.6	189.1
16	Carolina	1971	763	1208	281.6	109.0	172.6
	TOTALS	36910	13440	23470	348.2	126.8	221.4

NFC TOTAL DEFENSE

RANK	TEAM	TOTAL	RUSH	PASS	TOTAL/G	RUSH/G	PASS/G
1	Chicago	1752	672	1080	292.0	112.0	180.0
2	Philadelphia	1826	691	1135	304.3	115.2	189.2
3	New York Giants	2223	967	1256	317.6	138.1	179.4
4	San Francisco	2226	790	1436	318.0	112.9	205.1
5	Green Bay	2229	802	1427	318.4	114.6	203.9
6	Washington	2304	921	1383	329.1	131.6	197.6
7	Atlanta	2353	959	1394	336.1	137.0	199.1
8	Detroit	2030	555	1475	338.3	92.5	245.8
9	Minnesota	2045	480	1565	340.8	80.0	260.8
10	Seattle	2407	1023	1384	343.9	146.1	197.7
11	Dallas	2139	859	1280	356.5	143.2	213.3
12	Los Angeles Rams	2186	910	1276	364.3	151.7	212.7
13	Arizona	2635	977	1658	376.4	139.6	236.9
14	Carolina	2700	1135	1565	385.7	162.1	223.6
15	Tampa Bay	2702	924	1778	386.0	132.0	254.0
16	New Orleans	2764	1027	1737	394.9	146.7	248.1
	TOTALS	36521	13692	22829	344.5	129.2	215.4

2024 NATIONAL FOOTBALL LEAGUE

NFL TOTAL OFFENSE

RANK	TEAM	TOTAL	RUSH	PASS	TOTAL/G	RUSH/G	PASS/G
1	Baltimore	3230	1476	1754	461.4	210.9	250.6
2	Detroit	2471	933	1538	411.8	155.5	256.3
3	San Francisco	2833	1049	1784	404.7	149.9	254.9
4	Washington	2689	1158	1531	384.1	165.4	218.7
5	Tampa Bay	2684	946	1738	383.4	135.1	248.3
6	Green Bay	2682	1085	1597	383.1	155.0	228.1
7	Atlanta	2579	837	1742	368.4	119.6	248.9
8	Seattle	2578	682	1896	368.3	97.4	270.9
9	Philadelphia	2173	1000	1173	362.2	166.7	195.5
10	Kansas City	2102	773	1329	350.3	128.8	221.5
11	Houston	2448	855	1593	349.7	122.1	227.6
12	Dallas	2019	463	1556	336.5	77.2	259.3
13	Minnesota	1999	716	1283	333.2	119.3	213.8
14	Cincinnati	2322	660	1662	331.7	94.3	237.4
15	Arizona	2319	1052	1267	331.3	150.3	181.0
16	Indianapolis	2305	861	1444	329.3	123.0	206.3
17	Jacksonville	2281	870	1411	325.9	124.3	201.6
18	Buffalo	2247	814	1433	321.0	116.3	204.7
19	Pittsburgh	2199	938	1261	314.1	134.0	180.1
20	Los Angeles Rams	1879	602	1277	313.2	100.3	212.8
21	New Orleans	2190	814	1376	312.9	116.3	196.6
22	Miami	1849	772	1077	308.2	128.7	179.5
23	New York Jets	2149	577	1572	307.0	82.4	224.6
24	Chicago	1809	629	1180	301.5	104.8	196.7
25	Los Angeles Chargers	1802	698	1104	300.3	116.3	184.0
26	Las Vegas	2077	599	1478	296.7	85.6	211.1
27	Denver	2058	869	1189	294.0	124.1	169.9
28	New York Giants	2035	711	1324	290.7	101.6	189.1
29	Carolina	1971	763	1208	281.6	109.0	172.6
30	New England	1840	777	1063	262.9	111.0	151.9
31	Tennessee	1555	680	875	259.2	113.3	145.8
32	Cleveland	1777	660	1117	253.9	94.3	159.6
	TOTALS	71151	26319	44832	332.5	123.0	209.5

2024 NATIONAL FOOTBALL LEAGUE

NFL TOTAL DEFENSE

RANK	TEAM	TOTAL	RUSH	PASS	TOTAL/G	RUSH/G	PASS/G
1	Tennessee	1633	633	1000	272.2	105.5	166.7
2	Houston	1939	765	1174	277.0	109.3	167.7
3	Denver	1977	782	1195	282.4	111.7	170.7
4	Miami	1711	784	927	285.2	130.7	154.5
5	Chicago	1752	672	1080	292.0	112.0	180.0
6	New York Jets	2047	894	1153	292.4	127.7	164.7
7	Los Angeles Chargers	1772	667	1105	295.3	111.2	184.2
8	Pittsburgh	2090	567	1523	298.6	81.0	217.6
9	Philadelphia	1826	691	1135	304.3	115.2	189.2
10	Kansas City	1837	543	1294	306.2	90.5	215.7
11	Las Vegas	2218	957	1261	316.9	136.7	180.1
12	New York Giants	2223	967	1256	317.6	138.1	179.4
13	Cleveland	2225	883	1342	317.9	126.1	191.7
14	San Francisco	2226	790	1436	318.0	112.9	205.1
15	Green Bay	2229	802	1427	318.4	114.6	203.9
16	Washington	2304	921	1383	329.1	131.6	197.6
17	Atlanta	2353	959	1394	336.1	137.0	199.1
18	Detroit	2030	555	1475	338.3	92.5	245.8
19	Minnesota	2045	480	1565	340.8	80.0	260.8
20	Buffalo	2394	930	1464	342.0	132.9	209.1
21	Seattle	2407	1023	1384	343.9	146.1	197.7
22	Cincinnati	2472	953	1519	353.1	136.1	217.0
23	Baltimore	2489	479	2010	355.6	68.4	287.1
24	Dallas	2139	859	1280	356.5	143.2	213.3
25	New England	2517	953	1564	359.6	136.1	223.4
26	Los Angeles Rams	2186	910	1276	364.3	151.7	212.7
27	Arizona	2635	977	1658	376.4	139.6	236.9
27	Jacksonville	2635	718	1917	376.4	102.6	273.9
29	Indianapolis	2674	1119	1555	382.0	159.9	222.1
30	Carolina	2700	1135	1565	385.7	162.1	223.6
31	Tampa Bay	2702	924	1778	386.0	132.0	254.0
32	New Orleans	2764	1027	1737	394.9	146.7	248.1
	TOTALS	71151	26319	44832	332.5	123.0	209.5

2024 NATIONAL FOOTBALL LEAGUE

2024 NATIONAL FOOTBALL LEAGUE

AFC TEAM TAKEAWAYS/GIVEAWAYS

RANK	TEAM	TAKEAWAYS			GIVEAWAYS			NET DIFF
		INT	FUM	TOTAL	INT	FUM	TOTAL	
1	Buffalo	7	5	12	0	2	2	+10
2	Pittsburgh	9	4	13	1	3	4	+9
3	Los Angeles Chargers	6	4	10	1	3	4	+6
4	Houston	7	3	10	4	3	7	+3
5t	Cincinnati	6	2	8	2	4	6	+2
5t	Indianapolis	4	7	11	7	2	9	+2
7	Baltimore	5	2	7	2	4	6	+1
8	Denver	5	5	10	5	5	10	0
9	New England	3	4	7	3	5	8	-1
10t	Cleveland	1	4	5	5	3	8	-3
10t	Kansas City	5	2	7	8	2	10	-3
10t	Miami	3	2	5	4	4	8	-3
10t	New York Jets	2	4	6	7	2	9	-3
14	Jacksonville	1	2	3	3	4	7	-4
15	Tennessee	1	2	3	8	4	12	-9
16	Las Vegas	3	0	3	10	6	16	-13
	TOTALS	68	52	120	70	56	126	-6

NFC TEAM TAKEAWAYS/GIVEAWAYS

RANK	TEAM	TAKEAWAYS			GIVEAWAYS			NET DIFF
		INT	FUM	TOTAL	INT	FUM	TOTAL	
1t	Chicago	7	6	13	5	2	7	+6
1t	Detroit	8	3	11	4	1	5	+6
1t	Green Bay	9	8	17	8	3	11	+6
4	Minnesota	11	3	14	5	5	10	+4
5	Washington	3	3	6	2	1	3	+3
6t	New Orleans	10	3	13	6	5	11	+2
6t	San Francisco	8	5	13	7	4	11	+2
8t	Arizona	5	5	10	3	6	9	+1
8t	Los Angeles Rams	5	3	8	4	3	7	+1
8t	Tampa Bay	5	5	10	7	2	9	+1
11	New York Giants	1	5	6	4	4	8	-2
12t	Atlanta	5	2	7	7	3	10	-3
12t	Seattle	4	3	7	6	4	10	-3
14t	Carolina	3	3	6	9	3	12	-6
14t	Dallas	4	1	5	7	4	11	-6
14t	Philadelphia	2	0	2	4	4	8	-6
	TOTALS	90	58	148	88	54	142	+6

2024 NATIONAL FOOTBALL LEAGUE

NFL TEAM TAKEAWAYS/GIVEAWAYS

RANK	TEAM	TAKEAWAYS			GIVEAWAYS			NET DIFF
		INT	FUM	TOTAL	INT	FUM	TOTAL	
1	Buffalo	7	5	12	0	2	2	+10
2	Pittsburgh	9	4	13	1	3	4	+9
3t	Chicago	7	6	13	5	2	7	+6
3t	Detroit	8	3	11	4	1	5	+6
3t	Green Bay	9	8	17	8	3	11	+6
3t	Los Angeles Chargers	6	4	10	1	3	4	+6
7	Minnesota	11	3	14	5	5	10	+4
8t	Houston	7	3	10	4	3	7	+3
8t	Washington	3	3	6	2	1	3	+3
10t	Cincinnati	6	2	8	2	4	6	+2
10t	Indianapolis	4	7	11	7	2	9	+2
10t	New Orleans	10	3	13	6	5	11	+2
10t	San Francisco	8	5	13	7	4	11	+2
14t	Arizona	5	5	10	3	6	9	+1
14t	Baltimore	5	2	7	2	4	6	+1
14t	Los Angeles Rams	5	3	8	4	3	7	+1
14t	Tampa Bay	5	5	10	7	2	9	+1
18	Denver	5	5	10	5	5	10	0
19	New England	3	4	7	3	5	8	-1
20	New York Giants	1	5	6	4	4	8	-2
21t	Atlanta	5	2	7	7	3	10	-3
21t	Cleveland	1	4	5	5	3	8	-3
21t	Kansas City	5	2	7	8	2	10	-3
21t	Miami	3	2	5	4	4	8	-3
21t	New York Jets	2	4	6	7	2	9	-3
21t	Seattle	4	3	7	6	4	10	-3
27	Jacksonville	1	2	3	3	4	7	-4
28t	Carolina	3	3	6	9	3	12	-6
28t	Dallas	4	1	5	7	4	11	-6
28t	Philadelphia	2	0	2	4	4	8	-6
31	Tennessee	1	2	3	8	4	12	-9
32	Las Vegas	3	0	3	10	6	16	-13
	TOTALS	158	110	268	158	110	268	0

2024 NATIONAL FOOTBALL LEAGUE

2024 NATIONAL FOOTBALL LEAGUE

AFC OFFENSE INSIDE THE 20

RANK	TEAM	DRIVES	PTS	TD	TD%	FG	SCORES	SCORE%
1	Baltimore	29	172	22	75.9%	6	28	96.6%
2	Cleveland	11	63	8	72.7%	2	10	90.9%
3	Houston	20	105	14	70.0%	3	17	85.0%
4	Buffalo	28	152	19	67.9%	7	26	92.9%
5	Cincinnati	18	98	12	66.7%	5	17	94.4%
6	Las Vegas	17	86	10	58.8%	5	15	88.2%
7	Tennessee	16	75	9	56.3%	4	13	81.3%
8	New York Jets	20	98	11	55.0%	7	18	90.0%
9t	Indianapolis	24	113	13	54.2%	8	21	87.5%
9t	Pittsburgh	24	114	13	54.2%	8	21	87.5%
11	Denver	21	96	11	52.4%	7	18	85.7%
12	Jacksonville	26	111	13	50.0%	7	20	76.9%
13	Kansas City	23	103	11	47.8%	9	20	87.0%
14	New England	16	63	7	43.8%	5	12	75.0%
15	Los Angeles Chargers	13	52	5	38.5%	6	11	84.6%
16	Miami	14	48	5	35.7%	5	10	71.4%
	TOTALS	320	1549	183	57.2%	94	277	86.6%

AFC DEFENSE INSIDE THE 20

RANK	TEAM	DRIVES	PTS	TD	TD%	FG	SCORES	SCORE%
1	Denver	14	57	5	35.7%	7	12	85.7%
2	Pittsburgh	21	84	9	42.9%	7	16	76.2%
3	Buffalo	25	98	11	44.0%	7	18	72.0%
4	Los Angeles Chargers	11	49	5	45.5%	5	10	90.9%
5	Kansas City	19	74	9	47.4%	5	14	73.7%
6	Tennessee	16	79	8	50.0%	8	16	100.0%
7	New York Jets	22	104	12	54.5%	7	19	86.4%
8	Cleveland	20	92	11	55.0%	5	16	80.0%
9t	Las Vegas	25	122	15	60.0%	7	22	88.0%
9t	Miami	15	69	9	60.0%	2	11	73.3%
11t	Baltimore	23	112	14	60.9%	5	19	82.6%
11t	New England	23	118	14	60.9%	7	21	91.3%
13	Indianapolis	22	108	14	63.6%	4	18	81.8%
14	Cincinnati	22	120	15	68.2%	5	20	90.9%
15	Houston	18	99	13	72.2%	3	16	88.9%
16	Jacksonville	23	138	18	78.3%	5	23	100.0%
	TOTALS	319	1523	182	57.1%	89	271	85.0%

2024 NATIONAL FOOTBALL LEAGUE

NFC OFFENSE INSIDE THE 20

RANK	TEAM	DRIVES	PTS	TD	TD%	FG	SCORES	SCORE%
1	Chicago	17	90	12	70.6%	3	15	88.2%
2	New Orleans	23	121	16	69.6%	4	20	87.0%
3	Minnesota	16	89	11	68.8%	4	15	93.8%
4	Tampa Bay	28	145	18	64.3%	7	25	89.3%
5	Seattle	16	83	10	62.5%	5	15	93.8%
6	Detroit	24	117	14	58.3%	7	21	87.5%
7	Arizona	19	96	11	57.9%	6	17	89.5%
8	Carolina	16	73	9	56.3%	4	13	81.3%
9	Green Bay	24	116	13	54.2%	8	21	87.5%
10	Washington	32	159	17	53.1%	13	30	93.8%
11	Philadelphia	21	91	11	52.4%	4	15	71.4%
12	Atlanta	24	109	12	50.0%	8	20	83.3%
13	Los Angeles Rams	23	95	11	47.8%	7	18	78.3%
14	San Francisco	31	140	14	45.2%	12	26	83.9%
15	New York Giants	19	71	8	42.1%	6	14	73.7%
16	Dallas	16	52	6	37.5%	4	10	62.5%
	TOTALS	349	1647	193	55.3%	102	295	84.5%

NFC DEFENSE INSIDE THE 20

RANK	TEAM	DRIVES	PTS	TD	TD%	FG	SCORES	SCORE%
1	Philadelphia	18	74	7	38.9%	9	16	88.9%
2	New Orleans	24	96	10	41.7%	9	19	79.2%
3	Chicago	16	62	7	43.8%	5	12	75.0%
4	Detroit	15	60	7	46.7%	4	11	73.3%
5	Arizona	27	128	14	51.9%	7	21	77.8%
6	Atlanta	23	105	12	52.2%	7	19	82.6%
7t	New York Giants	15	77	8	53.3%	7	15	100.0%
7t	Tampa Bay	30	135	16	53.3%	8	24	80.0%
9	Seattle	26	123	14	53.8%	9	23	88.5%
10	Los Angeles Rams	20	97	11	55.0%	7	18	90.0%
11	Minnesota	18	80	10	55.6%	3	13	72.2%
12	Green Bay	25	117	14	56.0%	7	21	84.0%
13	San Francisco	23	119	14	60.9%	7	21	91.3%
14	Carolina	30	168	21	70.0%	7	28	93.3%
15	Washington	21	120	15	71.4%	6	21	100.0%
16	Dallas	19	112	14	73.7%	5	19	100.0%
	TOTALS	350	1673	194	55.4%	107	301	86.0%

2024 NATIONAL FOOTBALL LEAGUE

NFL OFFENSE INSIDE THE 20

RANK	TEAM	DRIVES	PTS	TD	TD%	FG	SCORES	SCORE%
1	Baltimore	29	172	22	75.9%	6	28	96.6%
2	Cleveland	11	63	8	72.7%	2	10	90.9%
3	Chicago	17	90	12	70.6%	3	15	88.2%
4	Houston	20	105	14	70.0%	3	17	85.0%
5	New Orleans	23	121	16	69.6%	4	20	87.0%
6	Minnesota	16	89	11	68.8%	4	15	93.8%
7	Buffalo	28	152	19	67.9%	7	26	92.9%
8	Cincinnati	18	98	12	66.7%	5	17	94.4%
9	Tampa Bay	28	145	18	64.3%	7	25	89.3%
10	Seattle	16	83	10	62.5%	5	15	93.8%
11	Las Vegas	17	86	10	58.8%	5	15	88.2%
12	Detroit	24	117	14	58.3%	7	21	87.5%
13	Arizona	19	96	11	57.9%	6	17	89.5%
14t	Carolina	16	73	9	56.3%	4	13	81.3%
14t	Tennessee	16	75	9	56.3%	4	13	81.3%
16	New York Jets	20	98	11	55.0%	7	18	90.0%
17t	Green Bay	24	116	13	54.2%	8	21	87.5%
17t	Indianapolis	24	113	13	54.2%	8	21	87.5%
17t	Pittsburgh	24	114	13	54.2%	8	21	87.5%
20	Washington	32	159	17	53.1%	13	30	93.8%
21t	Denver	21	96	11	52.4%	7	18	85.7%
21t	Philadelphia	21	91	11	52.4%	4	15	71.4%
23t	Atlanta	24	109	12	50.0%	8	20	83.3%
23t	Jacksonville	26	111	13	50.0%	7	20	76.9%
25t	Kansas City	23	103	11	47.8%	9	20	87.0%
25t	Los Angeles Rams	23	95	11	47.8%	7	18	78.3%
27	San Francisco	31	140	14	45.2%	12	26	83.9%
28	New England	16	63	7	43.8%	5	12	75.0%
29	New York Giants	19	71	8	42.1%	6	14	73.7%
30	Los Angeles Chargers	13	52	5	38.5%	6	11	84.6%
31	Dallas	16	52	6	37.5%	4	10	62.5%
32	Miami	14	48	5	35.7%	5	10	71.4%
	TOTALS	669	3196	376	56.2%	196	572	85.5%

2024 NATIONAL FOOTBALL LEAGUE

NFL DEFENSE INSIDE THE 20

RANK	TEAM	DRIVES	PTS	TD	TD%	FG	SCORES	SCORE%
1	Denver	14	57	5	35.7%	7	12	85.7%
2	Philadelphia	18	74	7	38.9%	9	16	88.9%
3	New Orleans	24	96	10	41.7%	9	19	79.2%
4	Pittsburgh	21	84	9	42.9%	7	16	76.2%
5	Chicago	16	62	7	43.8%	5	12	75.0%
6	Buffalo	25	98	11	44.0%	7	18	72.0%
7	Los Angeles Chargers	11	49	5	45.5%	5	10	90.9%
8	Detroit	15	60	7	46.7%	4	11	73.3%
9	Kansas City	19	74	9	47.4%	5	14	73.7%
10	Tennessee	16	79	8	50.0%	8	16	100.0%
11	Arizona	27	128	14	51.9%	7	21	77.8%
12	Atlanta	23	105	12	52.2%	7	19	82.6%
13t	New York Giants	15	77	8	53.3%	7	15	100.0%
13t	Tampa Bay	30	135	16	53.3%	8	24	80.0%
15	Seattle	26	123	14	53.8%	9	23	88.5%
16	New York Jets	22	104	12	54.5%	7	19	86.4%
17t	Cleveland	20	92	11	55.0%	5	16	80.0%
17t	Los Angeles Rams	20	97	11	55.0%	7	18	90.0%
19	Minnesota	18	80	10	55.6%	3	13	72.2%
20	Green Bay	25	117	14	56.0%	7	21	84.0%
21t	Las Vegas	25	122	15	60.0%	7	22	88.0%
21t	Miami	15	69	9	60.0%	2	11	73.3%
23t	Baltimore	23	112	14	60.9%	5	19	82.6%
23t	New England	23	118	14	60.9%	7	21	91.3%
23t	San Francisco	23	119	14	60.9%	7	21	91.3%
26	Indianapolis	22	108	14	63.6%	4	18	81.8%
27	Cincinnati	22	120	15	68.2%	5	20	90.9%
28	Carolina	30	168	21	70.0%	7	28	93.3%
29	Washington	21	120	15	71.4%	6	21	100.0%
30	Houston	18	99	13	72.2%	3	16	88.9%
31	Dallas	19	112	14	73.7%	5	19	100.0%
32	Jacksonville	23	138	18	78.3%	5	23	100.0%
	TOTALS	669	3196	376	56.2%	196	572	85.5%

2024 NATIONAL FOOTBALL LEAGUE

2024 NATIONAL FOOTBALL LEAGUE

AFC TEAM OFFENSE FIRST DOWNS, THIRD DOWNS & FOURTH DOWNS

RANK	TEAM	FIRST DOWNS				THIRD DOWNS			FOURTH DOWNS		
		TOTAL	RUSH	PASS	PEN	MADE	ATT	PCT	MADE	ATT	PCT
1	Baltimore	172	72	88	12	38	76	50.0%	4	5	80.0%
2	Houston	137	38	92	7	38	95	40.0%	5	8	62.5%
3	Cincinnati	133	37	87	9	35	85	41.2%	3	5	60.0%
4t	Buffalo	131	51	66	14	26	77	33.8%	7	7	100.0%
4t	Indianapolis	131	54	65	12	36	88	40.9%	4	7	57.1%
4t	Jacksonville	131	48	74	9	27	79	34.2%	7	15	46.7%
4t	Pittsburgh	131	54	58	19	37	96	38.5%	5	8	62.5%
8	Kansas City	128	50	69	9	34	75	45.3%	5	6	83.3%
9	New York Jets	127	32	84	11	37	93	39.8%	1	5	20.0%
10	Las Vegas	125	30	84	11	28	90	31.1%	3	10	30.0%
11	Denver	113	56	52	5	24	91	26.4%	7	9	77.8%
12t	Cleveland	108	40	57	11	23	97	23.7%	11	18	61.1%
12t	New England	108	34	62	12	32	96	33.3%	6	10	60.0%
14	Miami	106	40	53	13	26	81	32.1%	2	15	13.3%
15	Tennessee	104	38	52	14	23	74	31.1%	4	8	50.0%
16	Los Angeles Chargers	96	36	54	6	37	87	42.5%	1	2	50.0%
	TOTALS	1981	710	1097	174	501	1380	36.3%	75	138	54.3%

AFC TEAM DEFENSE FIRST DOWNS, THIRD DOWNS & FOURTH DOWNS

RANK	TEAM	FIRST DOWNS				THIRD DOWNS			FOURTH DOWNS		
		TOTAL	RUSH	PASS	PEN	MADE	ATT	PCT	MADE	ATT	PCT
1	Tennessee	94	34	49	11	24	76	31.6%	4	6	66.7%
2	Los Angeles Chargers	96	35	52	9	27	74	36.5%	3	7	42.9%
3	Miami	98	44	45	9	18	68	26.5%	2	4	50.0%
4	Kansas City	107	34	61	12	23	70	32.9%	5	11	45.5%
5	Houston	116	38	63	15	31	89	34.8%	6	9	66.7%
6	Pittsburgh	118	38	74	6	29	83	34.9%	5	9	55.6%
7	Cleveland	121	50	64	7	30	93	32.3%	5	6	83.3%
8	Las Vegas	123	47	65	11	24	83	28.9%	3	5	60.0%
9	Denver	125	38	69	18	38	103	36.9%	3	8	37.5%
10	New York Jets	129	52	58	19	30	88	34.1%	5	7	71.4%
11	Buffalo	135	45	79	11	39	94	41.5%	6	17	35.3%
12	New England	144	53	78	13	40	86	46.5%	1	5	20.0%
13	Baltimore	146	23	107	16	41	90	45.6%	3	5	60.0%
14	Indianapolis	148	60	76	12	45	101	44.6%	8	13	61.5%
15	Jacksonville	153	42	97	14	41	91	45.1%	7	10	70.0%
16	Cincinnati	154	65	78	11	42	95	44.2%	11	16	68.8%
	TOTALS	2007	698	1115	194	522	1384	37.7%	77	138	55.8%

2024 NATIONAL FOOTBALL LEAGUE

NFC TEAM OFFENSE FIRST DOWNS, THIRD DOWNS & FOURTH DOWNS

RANK	TEAM	FIRST DOWNS				THIRD DOWNS			FOURTH DOWNS		
		TOTAL	RUSH	PASS	PEN	MADE	ATT	PCT	MADE	ATT	PCT
1	Tampa Bay	162	48	99	15	43	85	50.6%	2	4	50.0%
2	Washington	158	63	81	14	40	82	48.8%	9	9	100.0%
3	Seattle	155	38	101	16	33	86	38.4%	5	10	50.0%
4	San Francisco	154	54	85	15	34	81	42.0%	3	6	50.0%
5	Atlanta	145	46	87	12	30	79	38.0%	7	11	63.6%
6	Green Bay	142	54	75	13	34	84	40.5%	2	4	50.0%
7	Detroit	137	54	75	8	30	68	44.1%	5	10	50.0%
8	Arizona	133	59	62	12	28	71	39.4%	3	8	37.5%
9	New Orleans	131	55	64	12	38	87	43.7%	5	10	50.0%
10	New York Giants	127	44	74	9	35	101	34.7%	9	16	56.3%
11	Philadelphia	122	56	60	6	28	81	34.6%	10	14	71.4%
12	Los Angeles Rams	119	47	60	12	27	72	37.5%	6	12	50.0%
13	Chicago	118	39	63	16	29	82	35.4%	8	11	72.7%
14	Dallas	116	30	72	14	32	78	41.0%	4	10	40.0%
15	Carolina	111	41	63	7	25	81	30.9%	4	14	28.6%
16	Minnesota	108	36	58	14	28	69	40.6%	2	4	50.0%
	TOTALS	2138	764	1179	195	514	1287	39.9%	84	153	54.9%

NFC TEAM DEFENSE FIRST DOWNS, THIRD DOWNS & FOURTH DOWNS

RANK	TEAM	FIRST DOWNS				THIRD DOWNS			FOURTH DOWNS		
		TOTAL	RUSH	PASS	PEN	MADE	ATT	PCT	MADE	ATT	PCT
1	Chicago	98	37	55	6	25	78	32.1%	5	9	55.6%
2	Philadelphia	106	40	58	8	23	72	31.9%	4	6	66.7%
3	Minnesota	115	18	88	9	26	81	32.1%	4	14	28.6%
4	New York Giants	119	47	65	7	25	83	30.1%	7	11	63.6%
5	Dallas	123	58	57	8	23	70	32.9%	9	13	69.2%
6	San Francisco	125	44	75	6	41	90	45.6%	7	12	58.3%
7	Los Angeles Rams	126	57	56	13	26	67	38.8%	3	3	100.0%
8	Detroit	127	29	76	22	20	64	31.3%	3	10	30.0%
9	Seattle	133	50	72	11	35	95	36.8%	3	7	42.9%
10	Washington	137	50	77	10	33	75	44.0%	6	10	60.0%
11	Green Bay	139	53	74	12	29	82	35.4%	4	9	44.4%
12	New Orleans	146	56	78	12	33	83	39.8%	4	10	40.0%
13	Atlanta	147	61	78	8	42	90	46.7%	5	9	55.6%
14	Tampa Bay	151	50	86	15	32	86	37.2%	11	16	68.8%
15	Arizona	158	60	87	11	39	81	48.1%	6	10	60.0%
16	Carolina	162	66	79	17	41	86	47.7%	1	4	25.0%
	TOTALS	2112	776	1161	175	493	1283	38.4%	82	153	53.6%

2024 NATIONAL FOOTBALL LEAGUE

NFL TEAM OFFENSE FIRST DOWNS, THIRD DOWNS & FOURTH DOWNS

RANK	TEAM	FIRST DOWNS				THIRD DOWNS			FOURTH DOWNS		
		TOTAL	RUSH	PASS	PEN	MADE	ATT	PCT	MADE	ATT	PCT
1	Baltimore	172	72	88	12	38	76	50.0%	4	5	80.0%
2	Tampa Bay	162	48	99	15	43	85	50.6%	2	4	50.0%
3	Washington	158	63	81	14	40	82	48.8%	9	9	100.0%
4	Seattle	155	38	101	16	33	86	38.4%	5	10	50.0%
5	San Francisco	154	54	85	15	34	81	42.0%	3	6	50.0%
6	Atlanta	145	46	87	12	30	79	38.0%	7	11	63.6%
7	Green Bay	142	54	75	13	34	84	40.5%	2	4	50.0%
8t	Detroit	137	54	75	8	30	68	44.1%	5	10	50.0%
8t	Houston	137	38	92	7	38	95	40.0%	5	8	62.5%
10t	Arizona	133	59	62	12	28	71	39.4%	3	8	37.5%
10t	Cincinnati	133	37	87	9	35	85	41.2%	3	5	60.0%
12t	Buffalo	131	51	66	14	26	77	33.8%	7	7	100.0%
12t	Indianapolis	131	54	65	12	36	88	40.9%	4	7	57.1%
12t	Jacksonville	131	48	74	9	27	79	34.2%	7	15	46.7%
12t	New Orleans	131	55	64	12	38	87	43.7%	5	10	50.0%
12t	Pittsburgh	131	54	58	19	37	96	38.5%	5	8	62.5%
17	Kansas City	128	50	69	9	34	75	45.3%	5	6	83.3%
18t	New York Giants	127	44	74	9	35	101	34.7%	9	16	56.3%
18t	New York Jets	127	32	84	11	37	93	39.8%	1	5	20.0%
20	Las Vegas	125	30	84	11	28	90	31.1%	3	10	30.0%
21	Philadelphia	122	56	60	6	28	81	34.6%	10	14	71.4%
22	Los Angeles Rams	119	47	60	12	27	72	37.5%	6	12	50.0%
23	Chicago	118	39	63	16	29	82	35.4%	8	11	72.7%
24	Dallas	116	30	72	14	32	78	41.0%	4	10	40.0%
25	Denver	113	56	52	5	24	91	26.4%	7	9	77.8%
26	Carolina	111	41	63	7	25	81	30.9%	4	14	28.6%
27t	Cleveland	108	40	57	11	23	97	23.7%	11	18	61.1%
27t	Minnesota	108	36	58	14	28	69	40.6%	2	4	50.0%
27t	New England	108	34	62	12	32	96	33.3%	6	10	60.0%
30	Miami	106	40	53	13	26	81	32.1%	2	15	13.3%
31	Tennessee	104	38	52	14	23	74	31.1%	4	8	50.0%
32	Los Angeles Chargers	96	36	54	6	37	87	42.5%	1	2	50.0%
	TOTALS	4119	1474	2276	369	1015	2667	38.1%	159	291	54.6%

2024 NATIONAL FOOTBALL LEAGUE

NFL TEAM DEFENSE FIRST DOWNS, THIRD DOWNS & FOURTH DOWNS

RANK	TEAM	FIRST DOWNS				THIRD DOWNS			FOURTH DOWNS		
		TOTAL	RUSH	PASS	PEN	MADE	ATT	PCT	MADE	ATT	PCT
1	Tennessee	94	34	49	11	24	76	31.6%	4	6	66.7%
2	Los Angeles Chargers	96	35	52	9	27	74	36.5%	3	7	42.9%
3t	Chicago	98	37	55	6	25	78	32.1%	5	9	55.6%
3t	Miami	98	44	45	9	18	68	26.5%	2	4	50.0%
5	Philadelphia	106	40	58	8	23	72	31.9%	4	6	66.7%
6	Kansas City	107	34	61	12	23	70	32.9%	5	11	45.5%
7	Minnesota	115	18	88	9	26	81	32.1%	4	14	28.6%
8	Houston	116	38	63	15	31	89	34.8%	6	9	66.7%
9	Pittsburgh	118	38	74	6	29	83	34.9%	5	9	55.6%
10	New York Giants	119	47	65	7	25	83	30.1%	7	11	63.6%
11	Cleveland	121	50	64	7	30	93	32.3%	5	6	83.3%
12t	Dallas	123	58	57	8	23	70	32.9%	9	13	69.2%
12t	Las Vegas	123	47	65	11	24	83	28.9%	3	5	60.0%
14t	Denver	125	38	69	18	38	103	36.9%	3	8	37.5%
14t	San Francisco	125	44	75	6	41	90	45.6%	7	12	58.3%
16	Los Angeles Rams	126	57	56	13	26	67	38.8%	3	3	100.0%
17	Detroit	127	29	76	22	20	64	31.3%	3	10	30.0%
18	New York Jets	129	52	58	19	30	88	34.1%	5	7	71.4%
19	Seattle	133	50	72	11	35	95	36.8%	3	7	42.9%
20	Buffalo	135	45	79	11	39	94	41.5%	6	17	35.3%
21	Washington	137	50	77	10	33	75	44.0%	6	10	60.0%
22	Green Bay	139	53	74	12	29	82	35.4%	4	9	44.4%
23	New England	144	53	78	13	40	86	46.5%	1	5	20.0%
24t	Baltimore	146	23	107	16	41	90	45.6%	3	5	60.0%
24t	New Orleans	146	56	78	12	33	83	39.8%	4	10	40.0%
26	Atlanta	147	61	78	8	42	90	46.7%	5	9	55.6%
27	Indianapolis	148	60	76	12	45	101	44.6%	8	13	61.5%
28	Tampa Bay	151	50	86	15	32	86	37.2%	11	16	68.8%
29	Jacksonville	153	42	97	14	41	91	45.1%	7	10	70.0%
30	Cincinnati	154	65	78	11	42	95	44.2%	11	16	68.8%
31	Arizona	158	60	87	11	39	81	48.1%	6	10	60.0%
32	Carolina	162	66	79	17	41	86	47.7%	1	4	25.0%
	TOTALS	4119	1474	2276	369	1015	2667	38.1%	159	291	54.6%

2024 NATIONAL FOOTBALL LEAGUE

2024 NATIONAL FOOTBALL LEAGUE

AFC OFFENSIVE FIRST DOWN YARDAGE

RANK	TEAM	YDS/PL	PLAYS	YARDS
1	Baltimore	7.40	215	1590
2	Indianapolis	6.74	189	1273
3	Cincinnati	6.27	180	1128
4	Jacksonville	6.04	185	1118
5	Kansas City	5.77	171	987
6	Houston	5.67	203	1150
7	Miami	5.63	171	962
8	Denver	5.38	180	968
9	Buffalo	5.20	174	904
10	Las Vegas	5.04	193	973
11	Tennessee	4.76	155	738
12	New York Jets	4.72	186	877
13	Los Angeles Chargers	4.56	149	680
14	New England	4.46	171	762
15	Pittsburgh	4.16	182	758
16	Cleveland	3.72	178	662
	TOTALS	5.39	2882	15530

AFC DEFENSIVE FIRST DOWN YARDAGE

RANK	TEAM	YDS/PL	PLAYS	YARDS
1	New York Jets	4.39	187	820
2	Las Vegas	4.51	183	825
3	Denver	4.69	190	891
4	Kansas City	4.85	149	722
5	Houston	4.93	173	853
6	Tennessee	5.03	148	744
7	Cincinnati	5.12	207	1059
8	Pittsburgh	5.28	180	950
9	New England	5.36	196	1050
10	Buffalo	5.49	191	1049
11	Cleveland	5.61	188	1054
12	Indianapolis	5.62	206	1157
13	Baltimore	5.67	198	1122
14	Los Angeles Chargers	5.78	149	861
15	Miami	6.22	152	946
16	Jacksonville	6.68	197	1315
	TOTALS	5.33	2894	15418

2024 NATIONAL FOOTBALL LEAGUE

NFC OFFENSIVE FIRST DOWN YARDAGE

RANK	TEAM	YDS/PL	PLAYS	YARDS
1	Detroit	7.20	177	1275
2	San Francisco	6.83	203	1387
3	Tampa Bay	6.53	207	1351
4	Atlanta	6.05	198	1197
5	Arizona	5.96	185	1102
6	Minnesota	5.85	159	930
7	Philadelphia	5.83	170	991
8	Carolina	5.77	177	1022
9	Seattle	5.69	208	1184
10	Green Bay	5.69	199	1132
11	Los Angeles Rams	5.65	164	926
12	Washington	5.22	193	1008
13	New York Giants	5.22	194	1012
14	Chicago	5.20	164	853
15	New Orleans	5.01	181	906
16	Dallas	4.75	168	798
	TOTALS	5.79	2947	17074

NFC DEFENSIVE FIRST DOWN YARDAGE

RANK	TEAM	YDS/PL	PLAYS	YARDS
1	San Francisco	5.35	178	953
2	Minnesota	5.39	170	917
3	Detroit	5.47	174	951
4	Arizona	5.58	201	1122
5	Philadelphia	5.58	156	871
6	Chicago	5.64	156	880
7	New York Giants	5.67	180	1020
8	Green Bay	5.78	196	1133
9	Los Angeles Rams	5.80	170	986
10	Washington	5.86	181	1061
11	Atlanta	5.92	198	1173
12	Carolina	5.99	205	1228
13	New Orleans	6.09	205	1249
14	Dallas	6.10	165	1007
15	Tampa Bay	6.22	201	1250
16	Seattle	6.96	199	1385
	TOTALS	5.86	2935	17186

2024 NATIONAL FOOTBALL LEAGUE

NFL OFFENSIVE FIRST DOWN YARDAGE

RANK	TEAM	YDS/PL	PLAYS	YARDS
1	Baltimore	7.40	215	1590
2	Detroit	7.20	177	1275
3	San Francisco	6.83	203	1387
4	Indianapolis	6.74	189	1273
5	Tampa Bay	6.53	207	1351
6	Cincinnati	6.27	180	1128
7	Atlanta	6.05	198	1197
8	Jacksonville	6.04	185	1118
9	Arizona	5.96	185	1102
10	Minnesota	5.85	159	930
11	Philadelphia	5.83	170	991
12	Carolina	5.77	177	1022
13	Kansas City	5.77	171	987
14	Seattle	5.69	208	1184
15	Green Bay	5.69	199	1132
16	Houston	5.67	203	1150
17	Los Angeles Rams	5.65	164	926
18	Miami	5.63	171	962
19	Denver	5.38	180	968
20	Washington	5.22	193	1008
21	New York Giants	5.22	194	1012
22	Chicago	5.20	164	853
23	Buffalo	5.20	174	904
24	Las Vegas	5.04	193	973
25	New Orleans	5.01	181	906
26	Tennessee	4.76	155	738
27	Dallas	4.75	168	798
28	New York Jets	4.72	186	877
29	Los Angeles Chargers	4.56	149	680
30	New England	4.46	171	762
31	Pittsburgh	4.16	182	758
32	Cleveland	3.72	178	662
	TOTALS	5.59	5829	32604

2024 NATIONAL FOOTBALL LEAGUE

NFL DEFENSIVE FIRST DOWN YARDAGE

RANK	TEAM	YDS/PL	PLAYS	YARDS
1	New York Jets	4.39	187	820
2	Las Vegas	4.51	183	825
3	Denver	4.69	190	891
4	Kansas City	4.85	149	722
5	Houston	4.93	173	853
6	Tennessee	5.03	148	744
7	Cincinnati	5.12	207	1059
8	Pittsburgh	5.28	180	950
9	San Francisco	5.35	178	953
10	New England	5.36	196	1050
11	Minnesota	5.39	170	917
12	Detroit	5.47	174	951
13	Buffalo	5.49	191	1049
14	Arizona	5.58	201	1122
15	Philadelphia	5.58	156	871
16	Cleveland	5.61	188	1054
17	Indianapolis	5.62	206	1157
18	Chicago	5.64	156	880
19t	Baltimore	5.67	198	1122
19t	New York Giants	5.67	180	1020
21	Los Angeles Chargers	5.78	149	861
22	Green Bay	5.78	196	1133
23	Los Angeles Rams	5.80	170	986
24	Washington	5.86	181	1061
25	Atlanta	5.92	198	1173
26	Carolina	5.99	205	1228
27	New Orleans	6.09	205	1249
28	Dallas	6.10	165	1007
29	Tampa Bay	6.22	201	1250
30	Miami	6.22	152	946
31	Jacksonville	6.68	197	1315
32	Seattle	6.96	199	1385
	TOTALS	5.59	5829	32604

2024 NATIONAL FOOTBALL LEAGUE

2024 NATIONAL FOOTBALL LEAGUE

AFC KICKOFFS (RECEIVING TEAM)

RANK	TEAM	TOTAL KO	ADJ KO	TB	TB%	EZ	EZ%	OB	IN20	AVG START
1	Buffalo	29	29	22	75.9%	24	82.8%	1	0	31.3
2	Cincinnati	34	33	18	54.5%	21	63.6%	0	1	31.2
3	Denver	29	27	19	70.4%	20	74.1%	0	0	30.7
4	Houston	34	34	27	79.4%	31	91.2%	0	0	30.3
5	Las Vegas	42	42	31	73.8%	35	83.3%	2	1	29.8
6	Los Angeles Chargers	21	20	16	80.0%	18	90.0%	1	1	29.3
7	Jacksonville	40	40	28	70.0%	31	77.5%	0	1	29.2
8	Indianapolis	35	35	27	77.1%	32	91.4%	0	2	29.0
9	Miami	28	28	23	82.1%	26	92.9%	0	1	28.9
10	Pittsburgh	26	25	19	76.0%	20	80.0%	0	1	28.8
11	New England	39	39	28	71.8%	31	79.5%	0	1	28.8
12	Kansas City	26	25	16	64.0%	19	76.0%	0	2	28.7
13	New York Jets	36	36	20	55.6%	27	75.0%	0	0	28.6
14	Tennessee	34	32	19	59.4%	25	78.1%	1	2	28.6
15	Baltimore	41	36	25	69.4%	31	86.1%	0	1	28.6
16	Cleveland	38	38	20	52.6%	24	63.2%	0	2	28.5
	TOTALS	532	519	358	69.0%	415	80.0%	5	16	29.4

AFC KICKOFFS (KICKING TEAM)

RANK	TEAM	TOTAL KO	ADJ KO	TB	TB%	EZ	EZ%	OB	IN20	AVG START
1	Denver	36	33	20	60.6%	28	84.8%	2	2	27.8
2	Houston	38	37	17	45.9%	22	59.5%	2	1	28.2
3	Miami	22	20	12	60.0%	15	75.0%	1	2	28.4
4	Kansas City	33	32	25	78.1%	30	93.8%	0	1	28.8
5	Pittsburgh	38	38	27	71.1%	34	89.5%	0	1	28.8
6	Las Vegas	31	28	16	57.1%	21	75.0%	0	1	28.9
7	New York Jets	28	28	24	85.7%	26	92.9%	0	0	29.0
8	Cincinnati	39	38	31	81.6%	33	86.8%	0	2	29.3
9	Indianapolis	34	33	31	93.9%	32	97.0%	0	0	29.6
10	New England	25	24	19	79.2%	21	87.5%	0	0	29.8
11	Baltimore	45	45	37	82.2%	43	95.6%	0	2	29.9
12	Los Angeles Chargers	29	29	21	72.4%	24	82.8%	1	0	30.0
13	Jacksonville	34	33	28	84.8%	30	90.9%	0	0	30.3
14	Cleveland	28	26	15	57.7%	22	84.6%	0	1	30.6
15	Buffalo	42	42	33	78.6%	35	83.3%	1	1	31.3
16	Tennessee	24	23	18	78.3%	21	91.3%	0	1	31.4
	TOTALS	526	509	374	73.5%	437	85.9%	7	15	29.5

ADJ KO: Adjusted kickoffs are used to compute Avg. Team Drive Start. Adjusted kickoffs do not include inside kicks or kickoffs at the end of a half unless either kickoff is returned for a touchdown. Adjusted kickoffs also do not include non-inside kickoffs that result in the kicking team ultimately retaining possession.

IN20: The number of drives that start inside (not including) the 20-yard line.

2024 NATIONAL FOOTBALL LEAGUE

NFC KICKOFFS (RECEIVING TEAM)

RANK	TEAM	TOTAL KO	ADJ KO	TB	TB%	EZ	EZ%	OB	IN20	AVG START
1	Seattle	38	36	18	50.0%	26	72.2%	0	1	31.1
2	Dallas	37	37	24	64.9%	33	89.2%	0	1	30.9
3	Arizona	38	38	19	50.0%	28	73.7%	1	1	30.8
4	Washington	35	34	24	70.6%	27	79.4%	1	0	30.6
5	Chicago	27	24	17	70.8%	22	91.7%	0	0	30.6
6	Los Angeles Rams	32	32	27	84.4%	27	84.4%	0	0	30.2
7	Detroit	30	30	25	83.3%	27	90.0%	0	0	30.0
8	Tampa Bay	39	37	23	62.2%	31	83.8%	1	1	30.0
9	New York Giants	34	33	18	54.5%	21	63.6%	0	1	29.3
10	Minnesota	24	22	16	72.7%	18	81.8%	1	0	29.1
11	Green Bay	32	30	25	83.3%	28	93.3%	1	1	29.1
12	San Francisco	33	32	25	78.1%	29	90.6%	0	2	28.8
13	Carolina	51	50	22	44.0%	33	66.0%	1	3	28.6
14	Philadelphia	31	31	21	67.7%	24	77.4%	0	1	28.2
15	New Orleans	41	39	25	64.1%	32	82.1%	0	1	28.2
16	Atlanta	42	42	32	76.2%	36	85.7%	0	3	28.0
	TOTALS	564	547	361	66.0%	442	80.8%	6	16	29.6

NFC KICKOFFS (KICKING TEAM)

RANK	TEAM	TOTAL KO	ADJ KO	TB	TB%	EZ	EZ%	OB	IN20	AVG START
1	New Orleans	39	38	8	21.1%	18	47.4%	0	2	27.1
2	Dallas	33	30	16	53.3%	19	63.3%	0	1	27.8
3	Green Bay	38	37	20	54.1%	25	67.6%	0	2	28.6
4	Seattle	39	39	23	59.0%	28	71.8%	0	2	28.7
5	Philadelphia	27	27	24	88.9%	25	92.6%	0	2	28.9
6	Washington	47	46	12	26.1%	20	43.5%	1	1	29.0
7	Minnesota	36	36	31	86.1%	33	91.7%	0	1	29.3
8	Tampa Bay	45	43	34	79.1%	37	86.0%	0	0	29.4
9	Los Angeles Rams	29	29	28	96.6%	29	100.0%	0	0	29.7
10	Detroit	38	38	29	76.3%	36	94.7%	0	0	29.7
11	Carolina	27	27	11	40.7%	13	48.1%	1	1	29.9
12	New York Giants	28	28	22	78.6%	25	89.3%	1	0	30.0
13	Atlanta	37	36	19	52.8%	26	72.2%	0	3	30.0
14	Chicago	32	32	16	50.0%	25	78.1%	0	1	30.3
15	Arizona	33	32	27	84.4%	30	93.8%	1	0	31.4
16	San Francisco	42	39	25	64.1%	31	79.5%	0	1	31.7
	TOTALS	570	557	345	61.9%	420	75.4%	4	17	29.4

ADJ KO: Adjusted kickoffs are used to compute Avg. Team Drive Start. Adjusted kickoffs do not include inside kicks or kickoffs at the end of a half unless either kickoff is returned for a touchdown. Adjusted kickoffs also do not include non-inside kickoffs that result in the kicking team ultimately retaining possession.

IN20: The number of drives that start inside (not including) the 20-yard line.

2024 NATIONAL FOOTBALL LEAGUE

NFL KICKOFFS (RECEIVING TEAM)

RANK	TEAM	TOTAL KO	ADJ KO	TB	TB%	EZ	EZ%	OB	IN20	AVG START
1	Buffalo	29	29	22	75.9%	24	82.8%	1	0	31.3
2	Cincinnati	34	33	18	54.5%	21	63.6%	0	1	31.2
3	Seattle	38	36	18	50.0%	26	72.2%	0	1	31.1
4	Dallas	37	37	24	64.9%	33	89.2%	0	1	30.9
5	Arizona	38	38	19	50.0%	28	73.7%	1	1	30.8
6	Denver	29	27	19	70.4%	20	74.1%	0	0	30.7
7	Washington	35	34	24	70.6%	27	79.4%	1	0	30.6
8	Chicago	27	24	17	70.8%	22	91.7%	0	0	30.6
9	Houston	34	34	27	79.4%	31	91.2%	0	0	30.3
10	Los Angeles Rams	32	32	27	84.4%	27	84.4%	0	0	30.2
11	Detroit	30	30	25	83.3%	27	90.0%	0	0	30.0
12	Tampa Bay	39	37	23	62.2%	31	83.8%	1	1	30.0
13	Las Vegas	42	42	31	73.8%	35	83.3%	2	1	29.8
14	New York Giants	34	33	18	54.5%	21	63.6%	0	1	29.3
15	Los Angeles Chargers	21	20	16	80.0%	18	90.0%	1	1	29.3
16	Jacksonville	40	40	28	70.0%	31	77.5%	0	1	29.2
17	Minnesota	24	22	16	72.7%	18	81.8%	1	0	29.1
18	Green Bay	32	30	25	83.3%	28	93.3%	1	1	29.1
19	Indianapolis	35	35	27	77.1%	32	91.4%	0	2	29.0
20	Miami	28	28	23	82.1%	26	92.9%	0	1	28.9
21	San Francisco	33	32	25	78.1%	29	90.6%	0	2	28.8
22	Pittsburgh	26	25	19	76.0%	20	80.0%	0	1	28.8
23	New England	39	39	28	71.8%	31	79.5%	0	1	28.8
24	Kansas City	26	25	16	64.0%	19	76.0%	0	2	28.7
25	New York Jets	36	36	20	55.6%	27	75.0%	0	0	28.6
26	Carolina	51	50	22	44.0%	33	66.0%	1	3	28.6
27	Tennessee	34	32	19	59.4%	25	78.1%	1	2	28.6
28	Baltimore	41	36	25	69.4%	31	86.1%	0	1	28.6
29	Cleveland	38	38	20	52.6%	24	63.2%	0	2	28.5
30	Philadelphia	31	31	21	67.7%	24	77.4%	0	1	28.2
31	New Orleans	41	39	25	64.1%	32	82.1%	0	1	28.2
32	Atlanta	42	42	32	76.2%	36	85.7%	0	3	28.0
	TOTALS	2192	2132	1438	67.4%	1714	80.4%	22	64	29.5

ADJ KO: Adjusted kickoffs are used to compute Avg. Team Drive Start. Adjusted kickoffs do not include inside kicks or kickoffs at the end of a half unless either kickoff is returned for a touchdown. Adjusted kickoffs also do not include non-onside kickoffs that result in the kicking team ultimately retaining possession.

IN20: The number of drives that start inside (not including) the 20-yard line.

2024 NATIONAL FOOTBALL LEAGUE

NFL KICKOFFS (KICKING TEAM)

RANK	TEAM	TOTAL KO	ADJ KO	TB	TB%	EZ	EZ%	OB	IN20	AVG START
1	New Orleans	39	38	8	21.1%	18	47.4%	0	2	27.1
2	Denver	36	33	20	60.6%	28	84.8%	2	2	27.8
3	Dallas	33	30	16	53.3%	19	63.3%	0	1	27.8
4	Houston	38	37	17	45.9%	22	59.5%	2	1	28.2
5	Miami	22	20	12	60.0%	15	75.0%	1	2	28.4
6	Green Bay	38	37	20	54.1%	25	67.6%	0	2	28.6
7	Seattle	39	39	23	59.0%	28	71.8%	0	2	28.7
8	Kansas City	33	32	25	78.1%	30	93.8%	0	1	28.8
9	Pittsburgh	38	38	27	71.1%	34	89.5%	0	1	28.8
10	Philadelphia	27	27	24	88.9%	25	92.6%	0	2	28.9
11	Las Vegas	31	28	16	57.1%	21	75.0%	0	1	28.9
12	Washington	47	46	12	26.1%	20	43.5%	1	1	29.0
13	New York Jets	28	28	24	85.7%	26	92.9%	0	0	29.0
14	Minnesota	36	36	31	86.1%	33	91.7%	0	1	29.3
15	Cincinnati	39	38	31	81.6%	33	86.8%	0	2	29.3
16	Tampa Bay	45	43	34	79.1%	37	86.0%	0	0	29.4
17	Indianapolis	34	33	31	93.9%	32	97.0%	0	0	29.6
18	Los Angeles Rams	29	29	28	96.6%	29	100.0%	0	0	29.7
19	Detroit	38	38	29	76.3%	36	94.7%	0	0	29.7
20	New England	25	24	19	79.2%	21	87.5%	0	0	29.8
21	Carolina	27	27	11	40.7%	13	48.1%	1	1	29.9
22	Baltimore	45	45	37	82.2%	43	95.6%	0	2	29.9
23	Los Angeles Chargers	29	29	21	72.4%	24	82.8%	1	0	30.0
24	New York Giants	28	28	22	78.6%	25	89.3%	1	0	30.0
25	Atlanta	37	36	19	52.8%	26	72.2%	0	3	30.0
26	Jacksonville	34	33	28	84.8%	30	90.9%	0	0	30.3
27	Chicago	32	32	16	50.0%	25	78.1%	0	1	30.3
28	Cleveland	28	26	15	57.7%	22	84.6%	0	1	30.6
29	Buffalo	42	42	33	78.6%	35	83.3%	1	1	31.3
30	Tennessee	24	23	18	78.3%	21	91.3%	0	1	31.4
31	Arizona	33	32	27	84.4%	30	93.8%	1	0	31.4
32	San Francisco	42	39	25	64.1%	31	79.5%	0	1	31.7
	TOTALS	2192	2132	1438	67.4%	1714	80.4%	22	64	29.5

ADJ KO: Adjusted kickoffs are used to compute Avg. Team Drive Start. Adjusted kickoffs do not include inside kicks or kickoffs at the end of a half unless either kickoff is returned for a touchdown. Adjusted kickoffs also do not include non-onside kickoffs that result in the kicking team ultimately retaining possession.

IN20: The number of drives that start inside (not including) the 20-yard line.

2024 NATIONAL FOOTBALL LEAGUE

AFC PLAYER SINGLE-GAME HIGHS

CATEGORY	TOTAL	PLAYER	GAME	DETAILS
Points	18	Chris Boswell	PIT at ATL, Sep. 8	6 FG
	18	James Cook	BUF at MIA, Sep. 12	3 TD
Passing Yards	392	Joe Burrow	CIN vs. BAL, Oct. 6 (OT)	30-39, 392 YDS, 5 TD, 1 INT
	371	Trevor Lawrence	JAX vs. IND, Oct. 6	28-34, 371 YDS, 2 TD, 1 INT
Longest Pass	85	Trevor Lawrence	JAX vs. IND, Oct. 6	to Brian Thomas Jr. (TD)
Passing Touchdowns	5	Joe Burrow	CIN vs. BAL, Oct. 6 (OT)	30-39, 392 YDS, 5 TD, 1 INT
	5	Lamar Jackson	BAL at TB, Oct. 21	17-22, 281 YDS, 5 TD, 0 INT
Rushing Yards	199	Derrick Henry	BAL vs. BUF, Sep. 29	24-199, 1 TD
Rushing Attempts	30	Joe Mixon	HOU at IND, Sep. 8	30-159, 1 TD
Longest Rush	87	Derrick Henry	BAL vs. BUF, Sep. 29	(TD)
Receptions	13	Garrett Wilson	NYJ at MIN, Oct. 6	13-101, 1 TD
Receiving Yards	193	Ja'Marr Chase	CIN vs. BAL, Oct. 6 (OT)	10-193, 2 TD
	151	Nico Collins	HOU vs. JAX, Sep. 29	12-151, 1 TD
Kickoff Return Yards	139	Ja'Mycal Hasty	NE vs. HOU, Oct. 13	6-139, 0 TD
Kickoff Returns	6	Ja'Mycal Hasty	NE vs. HOU, Oct. 13	6-139, 0 TD
Longest Kickoff Return	100	Charlie Jones	CIN at CLE, Oct. 20	(TD)
Punt Return Yards	96	Parker Washington	JAX vs. NE, Oct. 20	1-96, 2 FC, 1 TD
Punt Returns	5			8 times in non-overtime games
Longest Punt Return	96	Parker Washington	JAX vs. NE, Oct. 20	(TD)
Interceptions	2			5 times in non-overtime games
Longest Interception Return	100	Pat Surtain II	DEN vs. LV, Oct. 6	(TD)
Sacks	3.0			4 times in non-overtime games
Scrimmage Yards	209	Derrick Henry	BAL vs. BUF, Sep. 29	Rush: 24-199, Rec: 3-10
Longest Punt	84	Corey Bojorquez	CLE at LV, Sep. 29	
Punts	8			5 times in non-overtime games
Field Goals Made	6	Chris Boswell	PIT at ATL, Sep. 8	6-6, 57 long
Longest Field Goal	63	Joey Slye	NE at SF, Sep. 29	

2024 NATIONAL FOOTBALL LEAGUE

NFC PLAYER SINGLE-GAME HIGHS

CATEGORY	TOTAL	PLAYER	GAME	DETAILS
Points	24	Alvin Kamara	NO at DAL, Sep. 15	4 TD
Passing Yards	509	Kirk Cousins	ATL vs. TB, Oct. 3 (OT)	42-58, 509 YDS, 4 TD, 1 INT
	395	Geno Smith	SEA at DET, Sep. 30	38-56, 395 YDS, 1 TD, 1 INT
Longest Pass	97	Sam Darnold	MIN vs. SF, Sep. 15	to Justin Jefferson (TD)
Passing Touchdowns	4			7 times, 6 in non-overtime games
Rushing Yards	176	Saquon Barkley	PHI at NYG, Oct. 20	17-176, 1 TD
Rushing Attempts	32	Josh Jacobs	GB vs. IND, Sep. 15	32-151, 0 TD
Longest Rush	76	Isaac Guerendo	SF at SEA, Oct. 10	
Receptions	14	Cooper Kupp	LAR at DET, Sep. 8 (OT)	14-110, 1 TD
	12	Malik Nabers	NYG vs. DAL, Sep. 26	12-115, 0 TD
Receiving Yards	175	Jauan Jennings	SF at LAR, Sep. 22	11-175, 3 TD
Kickoff Return Yards	204	Raheem Blackshear	CAR at NO, Sep. 8	8-204, 0 TD
Kickoff Returns	8	Raheem Blackshear	CAR at NO, Sep. 8	8-204, 0 TD
Longest Kickoff Return	97	Laviska Shenault Jr.	SEA vs. SF, Oct. 10	(TD)
Punt Return Yards	96	KaVontae Turpin	DAL at CLE, Sep. 8	5-96, 0 FC, 1 TD
Punt Returns	5			3 times in non-overtime games
Longest Punt Return	60	KaVontae Turpin	DAL at CLE, Sep. 8	(TD)
Interceptions	2	Brian Branch	DET at DAL, Oct. 13	
	2	Jaylen McCollough	LAR vs. LV, Oct. 20	
Longest Interception Return	67	Dante Fowler Jr.	WAS vs. CAR, Oct. 20	(TD)
Sacks	4.0	Aidan Hutchinson	DET vs. TB, Sep. 15	
Scrimmage Yards	192	Sean Tucker	TB at NO, Oct. 13	Rush: 14-136, Rec: 3-56
Longest Punt	74	Daniel Whelan	GB vs. MIN, Sep. 29	
Punts	11	Matt Haack	NYG vs. PHI, Oct. 20	11-517 (47.0)
Field Goals Made	7	Austin Seibert	WAS vs. NYG, Sep. 15	7-7, 45 long
Longest Field Goal	65	Brandon Aubrey	DAL vs. BAL, Sep. 22	

2024 NATIONAL FOOTBALL LEAGUE

NFL PLAYER SINGLE-GAME HIGHS

CATEGORY	TOTAL	PLAYER	GAME	DETAILS
Points	24	Alvin Kamara	NO at DAL, Sep. 15	4 TD
Passing Yards	509	Kirk Cousins	ATL vs. TB, Oct. 3 (OT)	42-58, 509 YDS, 4 TD, 1 INT
	395	Geno Smith	SEA at DET, Sep. 30	38-56, 395 YDS, 1 TD, 1 INT
Longest Pass	97	Sam Darnold	MIN vs. SF, Sep. 15	to Justin Jefferson (TD)
Passing Touchdowns	5	Joe Burrow	CIN vs. BAL, Oct. 6 (OT)	30-39, 392 YDS, 5 TD, 1 INT
	5	Lamar Jackson	BAL at TB, Oct. 21	17-22, 281 YDS, 5 TD, 0 INT
Rushing Yards	199	Derrick Henry	BAL vs. BUF, Sep. 29	24-199, 1 TD
Rushing Attempts	32	Josh Jacobs	GB vs. IND, Sep. 15	32-151, 0 TD
Longest Rush	87	Derrick Henry	BAL vs. BUF, Sep. 29	(TD)
Receptions	14	Cooper Kupp	LAR at DET, Sep. 8 (OT)	14-110, 1 TD
	13	Garrett Wilson	NYJ at MIN, Oct. 6	13-101, 1 TD
Receiving Yards	193	Ja'Marr Chase	CIN vs. BAL, Oct. 6 (OT)	10-193, 2 TD
	175	Jauan Jennings	SF at LAR, Sep. 22	11-175, 3 TD
Kickoff Return Yards	204	Raheem Blackshear	CAR at NO, Sep. 8	8-204, 0 TD
Kickoff Returns	8	Raheem Blackshear	CAR at NO, Sep. 8	8-204, 0 TD
Longest Kickoff Return	100	Charlie Jones	CIN at CLE, Oct. 20	(TD)
Punt Return Yards	96	KaVontae Turpin	DAL at CLE, Sep. 8	5-96, 0 FC, 1 TD
	96	Parker Washington	JAX vs. NE, Oct. 20	1-96, 2 FC, 1 TD
Punt Returns	5			11 times in non-overtime games
Longest Punt Return	96	Parker Washington	JAX vs. NE, Oct. 20	(TD)
Interceptions	2			7 times in non-overtime games
Longest Interception Return	100	Pat Surtain II	DEN vs. LV, Oct. 6	(TD)
Sacks	4.0	Aidan Hutchinson	DET vs. TB, Sep. 15	
Scrimmage Yards	209	Derrick Henry	BAL vs. BUF, Sep. 29	Rush: 24-199, Rec: 3-10
Longest Punt	84	Corey Bojorquez	CLE at LV, Sep. 29	
Punts	11	Matt Haack	NYG vs. PHI, Oct. 20	11-517 (47.0)
Field Goals Made	7	Austin Seibert	WAS vs. NYG, Sep. 15	7-7, 45 long
Longest Field Goal	65	Brandon Aubrey	DAL vs. BAL, Sep. 22	

2024 NATIONAL FOOTBALL LEAGUE

2024 NATIONAL FOOTBALL LEAGUE

300-YARD PASSING GAMES

YARDS	PLAYER	GAME	DETAILS
509	Kirk Cousins	ATL vs. TB, Oct. 3 (OT)	42-58, 4 TD, 1 INT
395	Geno Smith	SEA at DET, Sep. 30	38-56, 1 TD, 1 INT
392	Joe Burrow	CIN vs. BAL, Oct. 6 (OT)	30-39, 5 TD, 1 INT
389	Jordan Love	GB vs. MIN, Sep. 29	32-54, 4 TD, 3 INT
379	Dak Prescott	DAL vs. BAL, Sep. 22	28-51, 2 TD, 0 INT
371	Trevor Lawrence	JAX vs. IND, Oct. 6	28-34, 2 TD, 1 INT
370	Baker Mayfield	TB vs. BAL, Oct. 21	31-45, 3 TD, 2 INT
363	Caleb Williams	CHI at IND, Sep. 22	33-52, 2 TD, 2 INT
359	Joe Flacco	IND at JAX, Oct. 6	33-44, 3 TD, 0 INT
352	Dak Prescott	DAL at PIT, Oct. 6	29-42, 2 TD, 2 INT
349	Justin Herbert	LAC at ARI, Oct. 21	27-39, 0 TD, 0 INT
348	Lamar Jackson	BAL at CIN, Oct. 6 (OT)	26-42, 4 TD, 0 INT
347	Baker Mayfield	TB vs. PHI, Sep. 29	30-47, 2 TD, 0 INT
345	C.J. Stroud	HOU vs. JAX, Sep. 29	27-40, 2 TD, 0 INT
338	Tua Tagovailoa	MIA vs. JAX, Sep. 8	23-37, 1 TD, 0 INT
331	C.J. Stroud	HOU vs. BUF, Oct. 6	28-38, 1 TD, 1 INT
331	Patrick Mahomes	KC vs. NO, Oct. 7	28-39, 0 TD, 1 INT
327	Geno Smith	SEA at NE, Sep. 15 (OT)	33-44, 1 TD, 0 INT
325	Baker Mayfield	TB at NO, Oct. 13	24-36, 4 TD, 3 INT
324	Joe Burrow	CIN vs. WAS, Sep. 23	29-38, 3 TD, 0 INT
323	Lamar Jackson	BAL vs. WAS, Oct. 13	20-26, 1 TD, 1 INT
323	Josh Allen	BUF vs. TEN, Oct. 20	21-33, 2 TD, 0 INT
319	Brock Purdy	SF at MIN, Sep. 15	28-36, 1 TD, 1 INT
319	Andy Dalton	CAR at LV, Sep. 22	26-37, 3 TD, 0 INT
317	Matthew Stafford	LAR at DET, Sep. 8 (OT)	34-49, 1 TD, 1 INT
315	Jared Goff	DET at DAL, Oct. 13	18-25, 3 TD, 0 INT
312	Justin Fields	PIT at IND, Sep. 29	22-34, 1 TD, 0 INT
312	Geno Smith	SEA vs. SF, Oct. 10	30-52, 1 TD, 2 INT
311	Jalen Hurts	PHI at NO, Sep. 22	29-38, 0 TD, 1 INT
307	Jared Goff	DET vs. TB, Sep. 15	34-55, 0 TD, 2 INT
304	Caleb Williams	CHI vs. CAR, Oct. 6	20-29, 2 TD, 0 INT

2024 NATIONAL FOOTBALL LEAGUE

2024 NATIONAL FOOTBALL LEAGUE

100-YARD RECEIVING GAMES

YARDS	PLAYER	GAME	DETAILS
193	Ja'Marr Chase	CIN vs. BAL, Oct. 6 (OT)	10 REC, 2 TD
175	Jauan Jennings	SF at LAR, Sep. 22	11 REC, 3 TD
170	Dallas Goedert	PHI at NO, Sep. 22	10 REC, 0 TD
154	Drake London	ATL vs. TB, Oct. 3 (OT)	12 REC, 1 TD
151	Nico Collins	HOU vs. JAX, Sep. 29	12 REC, 1 TD
147	Brandon Aiyuk	SF vs. ARI, Oct. 6	8 REC, 0 TD
139	Jayden Reed	GB vs. MIN, Sep. 29	7 REC, 1 TD
138	Jayden Reed	GB at PHI, Sep. 6	4 REC, 1 TD
135	Nico Collins	HOU vs. CHI, Sep. 15	8 REC, 1 TD
134	Alec Pierce	IND at JAX, Oct. 6	3 REC, 1 TD
133	Justin Jefferson	MIN vs. SF, Sep. 15	4 REC, 1 TD
132	Zay Flowers	BAL vs. WAS, Oct. 13	9 REC, 0 TD
130	Tyreek Hill	MIA vs. JAX, Sep. 8	7 REC, 1 TD
130	Marvin Harrison Jr.	ARI vs. LAR, Sep. 15	4 REC, 2 TD
130	JuJu Smith-Schuster	KC vs. NO, Oct. 7	7 REC, 0 TD
129	DK Metcalf	SEA at NE, Sep. 15 (OT)	10 REC, 1 TD
127	Malik Nabers	NYG at WAS, Sep. 15	10 REC, 1 TD
125	Alec Pierce	IND vs. HOU, Sep. 8	3 REC, 1 TD
125	Chris Godwin	TB at NO, Oct. 13	11 REC, 2 TD
125	Keon Coleman	BUF vs. TEN, Oct. 20	4 REC, 0 TD
122	Diontae Johnson	CAR at LV, Sep. 22	8 REC, 1 TD
122	Darius Slayton	NYG at SEA, Oct. 6	8 REC, 1 TD
122	Brian Thomas Jr.	JAX vs. IND, Oct. 6	5 REC, 1 TD
121	Jameson Williams	DET vs. LAR, Sep. 8 (OT)	5 REC, 1 TD
121	Rashod Bateman	BAL at TB, Oct. 21	4 REC, 1 TD
119	A.J. Brown	PHI vs. GB, Sep. 6	5 REC, 1 TD
119	Amon-Ra St. Brown	DET vs. TB, Sep. 15	11 REC, 0 TD
118	Ja'Marr Chase	CIN vs. WAS, Sep. 23	6 REC, 2 TD
117	Nico Collins	HOU at IND, Sep. 8	6 REC, 0 TD
117	Chris Godwin	TB at DET, Sep. 15	7 REC, 1 TD
117	Jaxon Smith-Njigba	SEA at NE, Sep. 15 (OT)	12 REC, 0 TD
116	A.J. Brown	PHI vs. CLE, Oct. 13	6 REC, 1 TD
115	Malik Nabers	NYG vs. DAL, Sep. 26	12 REC, 0 TD
114	Allen Lazard	NYJ vs. BUF, Oct. 14	6 REC, 1 TD
113	George Pickens	PIT at IND, Sep. 29	7 REC, 0 TD
113	Michael Pittman	IND vs. PIT, Sep. 29	6 REC, 0 TD
112	Rome Odunze	CHI at IND, Sep. 22	6 REC, 1 TD
112	Terry McLaurin	WAS vs. CLE, Oct. 6	4 REC, 0 TD
112	Amon-Ra St. Brown	DET at MIN, Oct. 20	8 REC, 1 TD
111	Isaiah Likely	BAL at KC, Sep. 5	9 REC, 1 TD
111	Zay Flowers	BAL at CIN, Oct. 6 (OT)	7 REC, 0 TD

2024 NATIONAL FOOTBALL LEAGUE

100-YARD RECEIVING GAMES

YARDS	PLAYER	GAME	DETAILS
111	George Pickens	PIT vs. NYJ, Oct. 20	5 REC, 1 TD
110	Cooper Kupp	LAR at DET, Sep. 8 (OT)	14 REC, 1 TD
110	Davante Adams	LV at BAL, Sep. 15	9 REC, 1 TD
110	Deebo Samuel Sr.	SF at MIN, Sep. 15	8 REC, 0 TD
110	Rashee Rice	KC at ATL, Sep. 22	12 REC, 1 TD
109	Jaylen Waddle	MIA vs. JAX, Sep. 8	5 REC, 0 TD
109	Hunter Henry	NE vs. SEA, Sep. 15 (OT)	8 REC, 0 TD
107	Garrett Wilson	NYJ vs. BUF, Oct. 14	8 REC, 1 TD
105	Darnell Mooney	ATL vs. TB, Oct. 3 (OT)	9 REC, 2 TD
105	DJ Moore	CHI vs. CAR, Oct. 6	5 REC, 2 TD
104	DK Metcalf	SEA vs. MIA, Sep. 22	4 REC, 1 TD
104	DK Metcalf	SEA at DET, Sep. 30	7 REC, 0 TD
103	Rashee Rice	KC vs. BAL, Sep. 5	7 REC, 0 TD
103	Breece Hall	NYJ at PIT, Oct. 20	6 REC, 0 TD
102	Deebo Samuel Sr.	SF at SEA, Oct. 10	3 REC, 1 TD
102	Evan Engram	JAX at CHI, Oct. 13	10 REC, 0 TD
101	Garrett Wilson	NYJ at MIN, Oct. 6	13 REC, 1 TD
100	Terry McLaurin	WAS at CIN, Sep. 23	4 REC, 1 TD
100	Cade Otton	TB vs. BAL, Oct. 21	8 REC, 0 TD

2024 NATIONAL FOOTBALL LEAGUE

2024 NATIONAL FOOTBALL LEAGUE

100-YARD RUSHING GAMES

YARDS	PLAYER	GAME	DETAILS
199	Derrick Henry	BAL vs. BUF, Sep. 29	24 ATT, 1 TD
176	Saquon Barkley	PHI at NYG, Oct. 20	17 ATT, 1 TD
169	Derrick Henry	BAL at TB, Oct. 21	15 ATT, 0 TD
159	Joe Mixon	HOU at IND, Sep. 8	30 ATT, 1 TD
151	Josh Jacobs	GB vs. IND, Sep. 15	32 ATT, 0 TD
151	Derrick Henry	BAL at DAL, Sep. 22	25 ATT, 2 TD
147	Jordan Mason	SF vs. NYJ, Sep. 9	28 ATT, 1 TD
147	Saquon Barkley	PHI at NO, Sep. 22	17 ATT, 2 TD
136	Sean Tucker	TB at NO, Oct. 13	14 ATT, 1 TD
135	J.K. Dobbins	LAC vs. LV, Sep. 8	10 ATT, 1 TD
133	Brian Robinson	WAS vs. NYG, Sep. 15	17 ATT, 0 TD
132	Derrick Henry	BAL vs. WAS, Oct. 13	24 ATT, 2 TD
131	J.K. Dobbins	LAC at CAR, Sep. 15	17 ATT, 1 TD
129	Tyrone Tracy Jr.	NYG at SEA, Oct. 6	18 ATT, 0 TD
123	Jordan Mason	SF vs. NE, Sep. 29	24 ATT, 1 TD
122	Lamar Jackson	BAL at KC, Sep. 5	16 ATT, 0 TD
122	James Conner	ARI vs. LAR, Sep. 15	21 ATT, 1 TD
120	Rhamondre Stevenson	NE at CIN, Sep. 8	25 ATT, 1 TD
118	Tank Bigsby	JAX vs. NE, Oct. 20	26 ATT, 2 TD
116	Jahmyr Gibbs	DET at MIN, Oct. 20	15 ATT, 2 TD
115	Alvin Kamara	NO at DAL, Sep. 15	20 ATT, 3 TD
115	Joe Mixon	HOU at GB, Oct. 20	25 ATT, 2 TD
114	Chuba Hubbard	CAR at LV, Sep. 22	21 ATT, 0 TD
113	Breece Hall	NYJ vs. BUF, Oct. 14	18 ATT, 0 TD
110	Jonathan Taylor	IND vs. CHI, Sep. 22	23 ATT, 2 TD
109	Saquon Barkley	PHI vs. GB, Sep. 6	24 ATT, 2 TD
106	Najee Harris	PIT at LV, Oct. 13	14 ATT, 1 TD
105	David Montgomery	DET at ARI, Sep. 22	23 ATT, 1 TD
105	Tyler Allgeier	ATL at CAR, Oct. 13	18 ATT, 1 TD
104	James Conner	ARI vs. WAS, Sep. 29	18 ATT, 1 TD
104	Chuba Hubbard	CAR vs. CIN, Sep. 29	18 ATT, 1 TD
103	Kenneth Walker III	SEA vs. DEN, Sep. 8	20 ATT, 1 TD
103	Jonathan Taylor	IND at GB, Sep. 15	12 ATT, 0 TD
103	Bijan Robinson	ATL vs. SEA, Oct. 20	21 ATT, 1 TD
102	Aaron Jones	MIN vs. HOU, Sep. 22	19 ATT, 0 TD
102	Kyren Williams	LAR vs. GB, Oct. 6	22 ATT, 1 TD
102	Kareem Hunt	KC vs. NO, Oct. 7	27 ATT, 1 TD
102	Joe Mixon	HOU at NE, Oct. 13	13 ATT, 1 TD
102	Najee Harris	PIT vs. NYJ, Oct. 20	21 ATT, 1 TD
101	Brian Robinson	WAS at ARI, Sep. 29	21 ATT, 1 TD
101	Tank Bigsby	JAX vs. IND, Oct. 6	13 ATT, 2 TD

2024 NATIONAL FOOTBALL LEAGUE

100-YARD RUSHING GAMES

YARDS	PLAYER	GAME	DETAILS
101	James Conner	ARI vs. LAC, Oct. 21	19 ATT, 0 TD
100	Jordan Mason	SF at MIN, Sep. 15	20 ATT, 1 TD

2024 NATIONAL FOOTBALL LEAGUE

2024 NATIONAL FOOTBALL LEAGUE

AFC LEADING PASSERS

RANK	PLAYER	TEAM	ATT	COMP	COMP%	YDS	YPA	TD	TD%	LONG	INT	INT%	RATING
1	L. Jackson	BAL	198	135	68.2%	1810	9.14	15	7.6%	59	2	1.0%	118.0
2	Burrow	CIN	226	159	70.4%	1759	7.78	14	6.2%	70t	2	0.9%	110.1
3	Allen	BUF	189	119	63.0%	1483	7.85	12	6.3%	57	0	0.0%	108.4
4	Herbert	LAC	164	107	65.2%	1164	7.10	6	3.7%	41	1	0.6%	95.7
5	Stroud	HOU	229	152	66.4%	1663	7.26	10	4.4%	67t	4	1.7%	94.9
6	Fields	PIT	160	106	66.3%	1106	6.91	5	3.1%	55t	1	0.6%	93.9
7	Lawrence	JAX	211	131	62.1%	1527	7.24	9	4.3%	85t	3	1.4%	92.3
8	Mahomes	KC	187	127	67.9%	1389	7.43	6	3.2%	54t	8	4.3%	82.5
9	Rodgers	NYJ	256	158	61.7%	1663	6.50	10	3.9%	57	7	2.7%	82.2
10	D. Watson	CLE	216	137	63.4%	1148	5.31	5	2.3%	35	3	1.4%	79.0
11	*Nix	DEN	224	137	61.2%	1246	5.56	5	2.2%	49	5	2.2%	74.4
12	Brissett	NE	135	79	58.5%	696	5.16	2	1.5%	50	1	0.7%	74.2
13	Minshev	LV	174	114	65.5%	1168	6.71	4	2.3%	57t	8	4.6%	73.2
14	Levis	TEN	125	83	66.4%	699	5.59	5	4.0%	40t	7	5.6%	70.7

2024 NATIONAL FOOTBALL LEAGUE

AFC LEADING PASSERS, RANKS

PLAYER	TEAM	ATT	COMP	COMP%	YDS	YPA	TD	TD%	INT	INT%	RATING
L. Jackson	BAL	7	6	2	1	1	1	1	5t	6	1
Burrow	CIN	3	1	1	2	3	2	3	5t	5	2
Allen	BUF	8	9	10	6	2	3	2	1	1	3
Herbert	LAC	11	11	8	10	7	8t	8	2t	2	4
Stroud	HOU	2	3	5	3t	5	4t	4	9	9	5
Fields	PIT	12	12	6	12	8	10t	10	2t	3	6
Lawrence	JAX	6	7	11	5	6	6	5	7t	8	7
Mahomes	KC	9	8	3	7	4	8t	9	13t	12	8
Rodgers	NYJ	1	2	12	3t	10	4t	7	11t	11	9
D. Watson	CLE	5	4t	9	11	13	10t	11	7t	7	10
*Nix	DEN	4	4t	13	8	12	10t	13	10	10	11
Brissett	NE	13	14	14	16	14	17t	14	2t	4	12
Minshew	LV	10	10	7	9	9	15	12	13t	13	13
Levis	TEN	14	13	4	15	11	10t	6	11t	14	14

2024 NATIONAL FOOTBALL LEAGUE

AFC FOURTH-QUARTER PASSING LEADERS

RANK	PLAYER	TEAM	ATT	COMP	COMP%	YDS	YPA	TD	TD%	INT	INT%	RATING
1	Flacco	IND	26	16	61.5%	276	10.62	4	15.4%	0	0.0%	137.2
2	Mahomes	KC	25	18	72.0%	266	10.64	1	4.0%	0	0.0%	119.8
3	L. Jackson	BAL	51	32	62.7%	391	7.67	4	7.8%	0	0.0%	112.5
4	Fields	PIT	39	23	59.0%	302	7.74	3	7.7%	0	0.0%	109.1
5	Burrow	CIN	47	32	68.1%	405	8.62	3	6.4%	2	4.3%	98.3
6	*Nix	DEN	61	42	68.9%	431	7.07	3	4.9%	2	3.3%	91.6
7	*Maye	NE	34	20	58.8%	241	7.09	2	5.9%	1	2.9%	88.0
8	D. Watson	CLE	58	39	67.2%	335	5.78	2	3.4%	1	1.7%	86.5
9	Stroud	HOU	54	38	70.4%	347	6.43	2	3.7%	2	3.7%	84.4
10	Herbert	LAC	30	17	56.7%	169	5.63	1	3.3%	0	0.0%	83.9
11	Allen	BUF	37	19	51.4%	260	7.03	1	2.7%	0	0.0%	83.2
12	Boyle	MIA	20	12	60.0%	132	6.60	0	0.0%	0	0.0%	79.6
13	Minschew	LV	53	35	66.0%	378	7.13	2	3.8%	3	5.7%	75.8
14	Brissett	NE	35	19	54.3%	218	6.23	0	0.0%	0	0.0%	73.3
15	Lawrence	JAX	54	28	51.9%	292	5.41	2	3.7%	1	1.9%	72.5
16	O'Connell	LV	45	27	60.0%	245	5.44	2	4.4%	2	4.4%	71.1
17	Richardson	IND	32	15	46.9%	268	8.38	2	6.3%	2	6.3%	70.8
18	Rodgers	NYJ	69	41	59.4%	360	5.22	1	1.4%	2	2.9%	66.1
19	Levis	TEN	41	23	56.1%	159	3.88	0	0.0%	4	9.8%	25.4
20	Rudolph	TEN	15	6	40.0%	51	3.40	0	0.0%	1	6.7%	21.8

2024 NATIONAL FOOTBALL LEAGUE

AFC THIRD-DOWN PASSING LEADERS

RANK	PLAYER	TEAM	ATT	COMP	COMP%	YDS	YPA	TD	TD%	INT	INT%	RATING
1	Burrow	CIN	53	33	62.3%	430	8.11	6	11.3%	1	1.9%	117.6
2	L. Jackson	BAL	46	29	63.0%	360	7.83	3	6.5%	0	0.0%	109.0
3	Herbert	LAC	49	33	67.3%	349	7.12	3	6.1%	0	0.0%	108.3
4	Allen	BUF	57	28	49.1%	389	6.82	5	8.8%	0	0.0%	100.7
5	Fields	PIT	49	29	59.2%	343	7.00	2	4.1%	0	0.0%	94.2
6	Stroud	HOU	68	44	64.7%	557	8.19	2	2.9%	1	1.5%	93.8
7	Mahomes	KC	47	28	59.6%	322	6.85	2	4.3%	1	2.1%	85.6
8	Lawrence	JAX	57	28	49.1%	284	4.98	4	7.0%	1	1.8%	79.9
9	Rodgers	NYJ	69	41	59.4%	498	7.22	4	5.8%	4	5.8%	76.8
10	D. Watson	CLE	47	29	61.7%	259	5.51	0	0.0%	0	0.0%	76.5
11	*Nix	DEN	66	33	50.0%	317	4.80	2	3.0%	2	3.0%	61.2
12	Brissett	NE	46	24	52.2%	188	4.09	0	0.0%	1	2.2%	53.5
13	Minshew	LV	45	24	53.3%	224	4.98	0	0.0%	5	11.1%	27.7

2024 NATIONAL FOOTBALL LEAGUE

AFC LEADING RUSHERS

RANK	PLAYER	TEAM	ATT	YDS	AVG	LONG	TD
1	Henry	BAL	134	873	6.5	87t	8
2t	Dobbins	LAC	95	478	5.0	61	3
2t	Harris	PIT	117	478	4.1	36t	2
4	L. Jackson (QB)	BAL	73	455	6.2	33	2
5	Bigsby	JAX	67	415	6.2	65t	4
6	Mixon	HOU	77	401	5.2	59	4
7	Pollard	TEN	94	400	4.3	41	3
8	Stevenson	NE	84	374	4.5	33t	3
9	Taylor	IND	72	349	4.8	29t	4
10	Hall	NYJ	95	348	3.7	42	3
11	Cook	BUF	82	341	4.2	49t	5
12	C. Brown	CIN	66	327	5.0	30t	3
13	Williams	DEN	73	301	4.1	20	2
14	J. Ford	CLE	50	264	5.3	36	1
15	Achane	MIA	71	260	3.7	17	1
16	*Nix (QB)	DEN	47	255	5.4	32	3
17	Mattison	LV	69	250	3.6	24	3
18	Hunt	KC	63	249	4.0	13	3
19t	Fields (QB)	PIT	55	231	4.2	18	5
19t	Moss	CIN	69	231	3.3	16	2
21t	Etienne	JAX	56	230	4.1	22	2
21t	Gibson	NE	51	230	4.5	45	0
23	*Davis	BUF	51	213	4.2	22	2
24	Richardson (QB)	IND	35	197	5.6	22	1
25	Allen (QB)	BUF	38	179	4.7	19	3
26	*Wright	MIA	34	172	5.1	20	0
27	White	LV	52	165	3.2	17	0
28	*Allen	NYJ	37	155	4.2	20t	1
29	McLaughlin	DEN	40	151	3.8	21	1
30	D. Watson (QB)	CLE	31	148	4.8	16	1
31	Mostert	MIA	36	139	3.9	18	0
32	Pacheco	KC	34	135	4.0	11	1
33	*Steele	KC	39	134	3.4	9	0
34	Foreman	CLE	41	129	3.1	25	0
35	Goodson	IND	27	128	4.7	33	1
36	Sermon	IND	45	127	2.8	17	2
37	Mahomes (QB)	KC	28	122	4.4	33	1
38	Spears	TEN	33	114	3.5	11	1
39	Edwards	LAC	38	113	3.0	10	0
40	Levis (QB)	TEN	16	106	6.6	21	0
41t	D. Johnson	JAX	25	105	4.2	13	0
41t	Warren	PIT	32	105	3.3	11	0
43	Hill	BAL	25	99	4.0	17	0
44	Lawrence (QB)	JAX	16	95	5.9	33	0
45t	Pierce	HOU	13	94	7.2	54t	1
45t	Stroud (QB)	HOU	22	94	4.3	13	0
47	Patterson	PIT	16	92	5.8	14	0
48	Burrow (QB)	CIN	21	91	4.3	47t	1
49	Badie	DEN	11	86	7.8	43	0
50	Ty Johnson	BUF	14	76	5.4	19	1

2024 NATIONAL FOOTBALL LEAGUE

AFC THIRD-AND-ONE RUSHING LEADERS

RANK	PLAYER	TEAM	ATT	FD	PCT
1t	Levis (QB)	TEN	4	4	100.0%
1t	*Allen	NYJ	3	3	100.0%
1t	Burrow (QB)	CIN	3	3	100.0%
1t	Fields (QB)	PIT	3	3	100.0%
1t	Hill	BAL	3	3	100.0%
1t	L. Jackson (QB)	BAL	3	3	100.0%
1t	Achane	MIA	2	2	100.0%
1t	Huntley (QB)	BAL-MIA	2	2	100.0%
1t	Lawrence (QB)	JAX	2	2	100.0%
10t	Dobbins	LAC	6	5	83.3%
10t	Henry	BAL	6	5	83.3%
12t	Moss	CIN	4	3	75.0%
12t	*Nix (QB)	DEN	4	3	75.0%
12t	*Steele	KC	4	3	75.0%
15t	Hall	NYJ	6	4	66.7%
15t	Haskins	LAC	3	2	66.7%
17	Taylor	IND	5	3	60.0%
18t	Ingold	MIA	6	3	50.0%
18t	Sermon	IND	4	2	50.0%

2024 NATIONAL FOOTBALL LEAGUE

AFC LEADERS IN RECEPTIONS

RANK	PLAYER	TEAM	REC	YDS	AVG	LONG	TD
1	*Bowers (TE)	LV	47	477	10.1	57t	1
2	Wilson	NYJ	46	460	10.0	27	3
3	Diggs	HOU	42	415	9.9	28	3
4	Chase	CIN	39	620	15.9	70t	6
5	Flowers	BAL	34	412	12.1	44	1
6t	Collins	HOU	32	567	17.7	67t	3
6t	Hall (RB)	NYJ	32	307	9.6	57	1
8	Pickens	PIT	31	474	15.3	44	1
9t	*B. Thomas	JAX	30	513	17.1	85t	4
9t	Lazard	NYJ	30	412	13.7	52t	5
11	Higgins	CIN	29	341	11.8	25t	3
12t	Pittman	IND	28	336	12.0	33	2
12t	Cooper	CLE-BUF	28	316	11.3	27	3
12t	Kelce (TE)	KC	28	245	8.8	38	0
12t	Downs	IND	28	242	8.6	25	2
16t	Shakir	BUF	27	314	11.6	52	2
16t	Henry (TE)	NE	27	313	11.6	35	1
18	Douglas	NE	26	259	10.0	35t	1
19t	Kirk	JAX	25	320	12.8	61	1
19t	Meyers	LV	25	273	10.9	33	1
21t	T. Hill	MIA	24	294	12.3	80t	1
21t	Rice	KC	24	288	12.0	44t	2
21t	Kincaid (TE)	BUF	24	269	11.2	28	1
21t	*McConkey	LAC	24	265	11.0	37	2
21t	Freiermuth (TE)	PIT	24	245	10.2	30	2
26t	Conklin (TE)	NYJ	23	198	8.6	25	1
26t	Achane (RB)	MIA	23	194	8.4	39	1
26t	Williams (RB)	DEN	23	166	7.2	26	0
29t	Waddle	MIA	22	269	12.2	63	0
29t	Moore	CLE	22	136	6.2	22	0
31t	Bateman	BAL	21	394	18.8	59	3
31t	Sutton	DEN	21	277	13.2	29	2
31t	Jeudy	CLE	21	266	12.7	35	1
31t	D. Adams	LV-NYJ	21	239	11.4	30	1
31t	J. Smith (TE)	MIA	21	236	11.2	18	1
31t	Tucker	LV	21	226	10.8	54	1
31t	Hill (RB)	BAL	21	215	10.2	19t	2
31t	Dissly (TE)	LAC	21	192	9.1	22	0
39t	Likely (TE)	BAL	20	224	11.2	49t	3
39t	Dell	HOU	20	194	9.7	23	1
39t	Njoku (TE)	CLE	20	165	8.3	29	1
39t	J. Ford (RB)	CLE	20	87	4.3	24	0
43t	Schultz (TE)	HOU	19	171	9.0	28	0
43t	Moss (RB)	CIN	19	159	8.4	21	1
45t	Davis	JAX	18	217	12.1	22	2
45t	Gesicki (TE)	CIN	18	180	10.0	37	0
45t	Boyd	TEN	18	170	9.4	27	0
45t	Pollard (RB)	TEN	18	86	4.8	22	0
49t	Andrews (TE)	BAL	17	227	13.4	38	3
49t	Mattison (RB)	LV	17	166	9.8	31t	1

2024 NATIONAL FOOTBALL LEAGUE

AFC RECEIVING YARDAGE LEADERS

RANK	PLAYER	TEAM	YDS	REC	AVG	LONG	TD
1	Chase	CIN	620	39	15.9	70t	6
2	Collins	HOU	567	32	17.7	67t	3
3	*B. Thomas	JAX	513	30	17.1	85t	4
4	*Bowers (TE)	LV	477	47	10.1	57t	1
5	Pickens	PIT	474	31	15.3	44	1
6	Wilson	NYJ	460	46	10.0	27	3
7	Diggs	HOU	415	42	9.9	28	3
8t	Flowers	BAL	412	34	12.1	44	1
8t	Lazard	NYJ	412	30	13.7	52t	5
10	Bateman	BAL	394	21	18.8	59	3
11	Pierce	IND	383	15	25.5	65t	3
12	Higgins	CIN	341	29	11.8	25t	3
13	Pittman	IND	336	28	12.0	33	2
14	*Coleman	BUF	326	16	20.4	57	2
15	Kirk	JAX	320	25	12.8	61	1
16	Cooper	CLE-BUF	316	28	11.3	27	3
17	Shakir	BUF	314	27	11.6	52	2
18	Henry (TE)	NE	313	27	11.6	35	1
19	Hall (RB)	NYJ	307	32	9.6	57	1
20	T. Hill	MIA	294	24	12.3	80t	1
21	Rice	KC	288	24	12.0	44t	2
22	Sutton	DEN	277	21	13.2	29	2
23	Meyers	LV	273	25	10.9	33	1
24t	Kincaid (TE)	BUF	269	24	11.2	28	1
24t	Waddle	MIA	269	22	12.2	63	0
26	Jeudy	CLE	266	21	12.7	35	1
27	*McConkey	LAC	265	24	11.0	37	2
28	Douglas	NE	259	26	10.0	35t	1
29t	Freiermuth (TE)	PIT	245	24	10.2	30	2
29t	Kelce (TE)	KC	245	28	8.8	38	0
31	Downs	IND	242	28	8.6	25	2
32	D. Adams	LV-NYJ	239	21	11.4	30	1
33	J. Smith (TE)	MIA	236	21	11.2	18	1
34	Andrews (TE)	BAL	227	17	13.4	38	3
35	Tucker	LV	226	21	10.8	54	1
36	Likely (TE)	BAL	224	20	11.2	49t	3
37	Davis	JAX	217	18	12.1	22	2
38	Hill (RB)	BAL	215	21	10.2	19t	2
39	Austin	PIT	203	11	18.5	55t	1
40t	Conklin (TE)	NYJ	198	23	8.6	25	1
40t	*Worthy	KC	198	15	13.2	54t	2
42t	Achane (RB)	MIA	194	23	8.4	39	1
42t	Dell	HOU	194	20	9.7	23	1
44	Dissly (TE)	LAC	192	21	9.1	22	0
45	Iosivas	CIN	189	14	13.5	39	3
46	Gray (TE)	KC	185	14	13.2	29	0
47t	Reynolds	DEN	183	12	15.3	49	1
47t	Ridley	TEN	183	12	15.3	40t	1
49	Gesicki (TE)	CIN	180	18	10.0	37	0
50	Hopkins	TEN	173	15	11.5	23	1

2024 NATIONAL FOOTBALL LEAGUE

AFC THIRD-DOWN RECEIVING LEADERS

RANK	PLAYER	TEAM	REC	YDS	AVG	LONG	TD
1	Pickens	PIT	13	183	14.1	37	0
2	Diggs	HOU	12	121	10.1	21	1
3t	Collins	HOU	11	170	15.5	34	1
3t	Wilson	NYJ	11	122	11.1	26	1
5t	Lazard	NYJ	9	150	16.7	36t	2
5t	Higgins	CIN	9	113	12.6	25t	3
5t	Henry (TE)	NE	9	109	12.1	32	0
5t	Douglas	NE	9	96	10.7	35t	1
5t	Moore	CLE	9	85	9.4	22	0
10t	Shakir	BUF	8	160	20.0	52	1
10t	Ogunbowale (RB)	HOU	8	115	14.4	31	0
10t	Kelce (TE)	KC	8	108	13.5	38	0
10t	Kirk	JAX	8	106	13.3	30	1
10t	Hill (RB)	BAL	8	96	12.0	18	0
10t	*Bowers (TE)	LV	8	92	11.5	27	0
10t	*McConkey	LAC	8	90	11.3	18	1
10t	Downs	IND	8	81	10.1	25	1
10t	Tucker	LV	8	67	8.4	14	0
19t	Chase	CIN	7	124	17.7	63t	1
19t	Sutton	DEN	7	122	17.4	29	1
19t	Conklin (TE)	NYJ	7	95	13.6	25	1
19t	Dell	HOU	7	77	11.0	19	0
19t	Johnston	LAC	7	76	10.9	29t	2
19t	Cooper	CLE-BUF	7	63	9.0	13	0
25t	Kincaid (TE)	BUF	6	88	14.7	28	1
25t	Waddle	MIA	6	78	13.0	21	0
25t	Freiermuth (TE)	PIT	6	71	11.8	21	1
25t	Boyd	TEN	6	68	11.3	20	0
25t	*B. Thomas	JAX	6	64	10.7	19	2
25t	Palmer	LAC	6	63	10.5	24	0
25t	J. Smith (TE)	MIA	6	60	10.0	13	1
25t	Williams (RB)	DEN	6	44	7.3	14	0
25t	Hall (RB)	NYJ	6	37	6.2	9	0
34t	Flowers	BAL	5	88	17.6	26	0
34t	Austin	PIT	5	84	16.8	25	0
34t	Bateman	BAL	5	59	11.8	16t	1
34t	Schultz (TE)	HOU	5	59	11.8	18	0
34t	Meyers	LV	5	58	11.6	21	0
34t	Strange (TE)	JAX	5	51	10.2	26	1
34t	Gesicki (TE)	CIN	5	42	8.4	12	0
34t	Gibson (RB)	NE	5	42	8.4	12	0
34t	Moss (RB)	CIN	5	41	8.2	21	1
34t	Pittman	IND	5	34	6.8	12	1
34t	Mattison (RB)	LV	5	24	4.8	11	0
45t	Pierce	IND	4	122	30.5	57	0
45t	Iosivas	CIN	4	84	21.0	39	1
45t	M. Williams	NYJ	4	69	17.3	22	0
45t	Ridley	TEN	4	58	14.5	22	0
45t	Ogletree (TE)	IND	4	51	12.8	22	1
45t	Hollins	BUF	4	46	11.5	21	2
45t	Rice	KC	4	45	11.3	16	1
45t	D. Adams	LV-NYJ	4	43	10.8	18	0
45t	Andrews (TE)	BAL	4	40	10.0	13t	1
45t	Davis	JAX	4	37	9.3	21	0
45t	T. Hill	MIA	4	36	9.0	10	0

2024 NATIONAL FOOTBALL LEAGUE

AFC THIRD-DOWN RECEIVING LEADERS

RANK	PLAYER	TEAM	REC	YDS	AVG	LONG	TD
45t	Warren (RB)	PIT	4	34	8.5	11	0
45t	Dobbins (RB)	LAC	4	27	6.8	14	0
45t	Stevenson (RB)	NE	4	14	3.5	7	0
45t	Okonkwo (TE)	TEN	4	12	3.0	8	0

2024 NATIONAL FOOTBALL LEAGUE

AFC LEADING SCORERS (NON-KICKING)

RANK	PLAYER	TEAM	POS	TOUCHDOWNS				X2	PTS
				TOTAL	RUSH	REC	RET		
1	Henry	BAL	RB	10	8	2	0	0	60
2t	Chase	CIN	WR	6	0	6	0	0	36
2t	Cook	BUF	RB	6	5	1	0	0	36
4t	Fields	PIT	QB	5	5	0	0	0	30
4t	Lazard	NYJ	WR	5	0	5	0	0	30
4t	Mixon	HOU	RB	5	4	1	0	0	30
7t	C. Brown	CIN	RB	4	3	1	0	1	26
7t	Mattison	LV	RB	4	3	1	0	1	26
7t	*B. Thomas	JAX	WR	4	0	4	0	1	26
10t	Bigsby	JAX	RB	4	4	0	0	0	24
10t	Diggs	HOU	WR	4	1	3	0	0	24
10t	Hall	NYJ	RB	4	3	1	0	0	24
10t	Taylor	IND	RB	4	4	0	0	0	24
10t	*Worthy	KC	WR	4	2	2	0	0	24
15	Wilson	NYJ	WR	3	0	3	0	1	20
16t	Allen	BUF	QB	3	3	0	0	0	18
16t	Andrews	BAL	TE	3	0	3	0	0	18
16t	Bateman	BAL	WR	3	0	3	0	0	18
16t	Collins	HOU	WR	3	0	3	0	0	18
16t	Cooper	CLE-BUF	WR	3	0	3	0	0	18
16t	Dobbins	LAC	RB	3	3	0	0	0	18
16t	Higgins	CIN	WR	3	0	3	0	0	18
16t	Hunt	KC	RB	3	3	0	0	0	18
16t	Iosivas	CIN	WR	3	0	3	0	0	18
16t	Ty Johnson	BUF	RB	3	1	2	0	0	18
16t	Johnston	LAC	WR	3	0	3	0	0	18
16t	Likely	BAL	TE	3	0	3	0	0	18
16t	Moss	CIN	RB	3	2	1	0	0	18
16t	*Nix	DEN	QB	3	3	0	0	0	18
16t	Pierce	IND	WR	3	0	3	0	0	18
16t	Pollard	TEN	RB	3	3	0	0	0	18
16t	Stevenson	NE	RB	3	3	0	0	0	18
33	Ridley	TEN	WR	2	1	1	0	0	14
34t	Achane	MIA	RB	2	1	1	0	0	12
34t	*Allen	NYJ	RB	2	1	1	0	0	12
34t	*Coleman	BUF	WR	2	0	2	0	0	12
34t	Davis	JAX	WR	2	0	2	0	0	12
34t	*Davis	BUF	RB	2	2	0	0	0	12
34t	Downs	IND	WR	2	0	2	0	0	12
34t	Etienne	JAX	RB	2	2	0	0	0	12
34t	Freiermuth	PIT	TE	2	0	2	0	0	12
34t	Harris	PIT	RB	2	2	0	0	0	12
34t	Hill	BAL	RB	2	0	2	0	0	12
34t	Hollins	BUF	WR	2	0	2	0	0	12
34t	L. Jackson	BAL	QB	2	2	0	0	0	12
34t	*McConkey	LAC	WR	2	0	2	0	0	12

2024 NATIONAL FOOTBALL LEAGUE

AFC LEADING SCORERS (NON-KICKING)

RANK	PLAYER	TEAM	POS	TOUCHDOWNS				X2	PTS
				TOTAL	RUSH	REC	RET		
34t	McLaughlin	DEN	RB	2	1	1	0	0	12
34t	McLeod	CLE	FS	2	0	0	2	0	12
34t	Pittman	IND	WR	2	0	2	0	0	12
34t	Rice	KC	WR	2	0	2	0	0	12
34t	Sermon	IND	RB	2	2	0	0	0	12
34t	Shakir	BUF	WR	2	0	2	0	0	12
34t	Strange	JAX	TE	2	0	2	0	0	12
34t	Sutton	DEN	WR	2	0	2	0	0	12
34t	Tucker	LV	WR	2	1	1	0	0	12
34t	Westbrook-Ikhine	TEN	WR	2	0	2	0	0	12
34t	Williams	DEN	RB	2	2	0	0	0	12

2024 NATIONAL FOOTBALL LEAGUE

2024 NATIONAL FOOTBALL LEAGUE

AFC LEADING SCORERS (KICKING)

RANK	PLAYER	TEAM	PAT	FG	FG%	LONG	PTS
1	Boswell	PIT	14/14	19/20	95.0%	57	71
2t	Fairbairn	HOU	15/15	16/18	88.9%	59	63
2t	Lutz	DEN	12/12	17/18	94.4%	52	63
4	Tucker	BAL	26/26	12/15	80.0%	56	62
5	Bass	BUF	22/24	11/14	78.6%	50	55
6	Dicker	LAC	7/8	15/16	93.8%	59	52
7	Butker	KC	14/15	12/14	85.7%	53	50
8t	Carlson	LV	9/9	13/15	86.7%	53	48
8t	McPherson	CIN	18/19	10/13	76.9%	56	48
10	*C. Little	JAX	14/14	11/12	91.7%	53	47
11	Gay	IND	14/14	10/12	83.3%	52	44
12	Slye	NE	9/9	10/12	83.3%	63	39
13	Folk	TEN	11/11	9/9	100.0%	53	38
14	Hopkins	CLE	7/9	10/13	76.9%	56	37
15	Zuerlein	NYJ	12/12	8/13	61.5%	40	36
16	Sanders	MIA	4/4	10/14	71.4%	56	34
17	*Shrader	IND	3/3	0/0	---	---	3

2024 NATIONAL FOOTBALL LEAGUE

2024 NATIONAL FOOTBALL LEAGUE

AFC TOUCHBACKS ON KICKOFFS

RANK	PLAYER	TEAM	TB
1	Tucker	BAL	37
2	Bass	BUF	33
3	McPherson	CIN	31
4	C. Little	JAX	28
5	Boswell	PIT	27
6	Gay	IND	26
7	Butker	KC	25
8	Zuerlein	NYJ	24
9	Dicker	LAC	21
10	Lutz	DEN	20
11	Slye	NE	19
12	Folk	TEN	18
13	Fairbairn	HOU	17
14	Carlson	LV	16
15	Hopkins	CLE	15
16	Sanders	MIA	12
17	Shrader	IND	5

2024 NATIONAL FOOTBALL LEAGUE

AFC MOST YARDS FROM SCRIMMAGE

RANK	PLAYER	TEAM	POS	TOTAL			RUSHING			RECEIVING		
				YDS	PLAYS	AVG	YDS	ATT	AVG	YDS	ATT	AVG
1	Henry	BAL	RB	935	141	6.6	873	134	6.5	62	7	8.9
2	Hall	NYJ	RB	655	127	5.2	348	95	3.7	307	32	9.6
3	Chase	CIN	WR	631	40	15.8	11	1	11.0	620	39	15.9
4	Harris	PIT	RB	613	131	4.7	478	117	4.1	135	14	9.6
5	Collins	HOU	WR	567	32	17.7	0	0	---	567	32	17.7
6	Dobbins	LAC	RB	554	110	5.0	478	95	5.0	76	15	5.1
7	*B. Thomas	JAX	WR	528	33	16.0	15	3	5.0	513	30	17.1
8	*Bowers	LV	TE	489	48	10.2	12	1	12.0	477	47	10.1
9	Pollard	TEN	RB	486	112	4.3	400	94	4.3	86	18	4.8
10	Mixon	HOU	RB	484	87	5.6	401	77	5.2	83	10	8.3
11	Williams	DEN	RB	467	96	4.9	301	73	4.1	166	23	7.2
12	Wilson	NYJ	WR	465	47	9.9	5	1	5.0	460	46	10.0
13t	Cook	BUF	RB	464	93	5.0	341	82	4.2	123	11	11.2
13t	Pickens	PIT	WR	464	32	14.5	-10	1	-10.0	474	31	15.3
15	Flowers	BAL	WR	459	40	11.5	47	6	7.8	412	34	12.1
16	L. Jackson	BAL	QB	455	73	6.2	455	73	6.2	0	0	---
17	Achane	MIA	RB	454	94	4.8	260	71	3.7	194	23	8.4
18	Bigsby	JAX	RB	443	68	6.5	415	67	6.2	28	1	28.0
19	Diggs	HOU	WR	427	44	9.7	12	2	6.0	415	42	9.9
20	Taylor	IND	RB	426	78	5.5	349	72	4.8	77	6	12.8
21	Stevenson	NE	RB	418	99	4.2	374	84	4.5	44	15	2.9
22	Mattison	LV	RB	416	86	4.8	250	69	3.6	166	17	9.8
23	Lazard	NYJ	WR	412	30	13.7	0	0	---	412	30	13.7
24	Bateman	BAL	WR	394	21	18.8	0	0	---	394	21	18.8
25	Moss	CIN	RB	390	88	4.4	231	69	3.3	159	19	8.4
26	C. Brown	CIN	RB	386	80	4.8	327	66	5.0	59	14	4.2
27	Pierce	IND	WR	383	15	25.5	0	0	---	383	15	25.5
28	J. Ford	CLE	RB	351	70	5.0	264	50	5.3	87	20	4.4
29	Gibson	NE	RB	349	63	5.5	230	51	4.5	119	12	9.9
30	Higgins	CIN	WR	341	29	11.8	0	0	---	341	29	11.8
31	Pittman	IND	WR	336	28	12.0	0	0	---	336	28	12.0
32	T. Hill	MIA	WR	330	29	11.4	36	5	7.2	294	24	12.3
33	*Coleman	BUF	WR	326	16	20.4	0	0	---	326	16	20.4
34	Etienne	JAX	RB	321	72	4.5	230	56	4.1	91	16	5.7
35	Kirk	JAX	WR	320	25	12.8	0	0	---	320	25	12.8
36t	Cooper	CLE-BUF	WR	316	28	11.3	0	0	---	316	28	11.3
36t	Shakir	BUF	WR	316	28	11.3	2	1	2.0	314	27	11.6
38	Hill	BAL	RB	314	46	6.8	99	25	4.0	215	21	10.2
39	Henry	NE	TE	313	27	11.6	0	0	---	313	27	11.6
40	*Davis	BUF	RB	292	59	4.9	213	51	4.2	79	8	9.9
41	Rice	KC	WR	289	25	11.6	1	1	1.0	288	24	12.0
42	Hunt	KC	RB	285	68	4.2	249	63	4.0	36	5	7.2
43	Sutton	DEN	WR	277	21	13.2	0	0	---	277	21	13.2
44t	Meyers	LV	WR	276	26	10.6	3	1	3.0	273	25	10.9
44t	Waddle	MIA	WR	276	24	11.5	7	2	3.5	269	22	12.2
46	Kincaid	BUF	TE	269	24	11.2	0	0	---	269	24	11.2
47	Douglas	NE	WR	268	27	9.9	9	1	9.0	259	26	10.0
48	Jeudy	CLE	WR	266	21	12.7	0	0	---	266	21	12.7
49	*McConkey	LAC	WR	265	24	11.0	0	0	---	265	24	11.0
50	*Nix	DEN	QB	255	47	5.4	255	47	5.4	0	0	---

2024 NATIONAL FOOTBALL LEAGUE

AFC LEADERS IN FIRST DOWNS

RANK	PLAYER	TEAM	POS	TOTAL	RUSH	REC
1	Henry	BAL	RB	42	38	4
2t	Diggs	HOU	WR	28	1	27
2t	Wilson	NYJ	WR	28	1	27
4t	Collins	HOU	WR	27	0	27
4t	Harris	PIT	RB	27	22	5
6t	Chase	CIN	WR	26	1	25
6t	Dobbins	LAC	RB	26	23	3
6t	Hall	NYJ	RB	26	17	9
9t	*Bowers	LV	TE	24	1	23
9t	Mattison	LV	RB	24	16	8
9t	Mixon	HOU	RB	24	19	5
9t	Taylor	IND	RB	24	20	4
9t	Williams	DEN	RB	24	19	5
14t	Cook	BUF	RB	23	17	6
14t	L. Jackson	BAL	QB	23	23	0
14t	Lazard	NYJ	WR	23	0	23
17t	Flowers	BAL	WR	22	1	21
17t	Moss	CIN	RB	22	13	9
17t	*Nix	DEN	QB	22	22	0
17t	*B. Thomas	JAX	WR	22	1	21
21t	Higgins	CIN	WR	21	0	21
21t	Pollard	TEN	RB	21	18	3
23	Etienne	JAX	RB	20	14	6
24t	Achane	MIA	RB	19	11	8
24t	J. Ford	CLE	RB	19	17	2
24t	Pickens	PIT	WR	19	0	19
27t	Bigsby	JAX	RB	18	17	1
27t	C. Brown	CIN	RB	18	15	3
27t	Henry	NE	TE	18	0	18
27t	Stevenson	NE	RB	18	16	2
31t	Allen	BUF	QB	17	17	0
31t	Bateman	BAL	WR	17	0	17
31t	Fields	PIT	QB	17	17	0
31t	Hill	BAL	RB	17	8	9
35t	Kirk	JAX	WR	16	0	16
35t	Rice	KC	WR	16	1	15
35t	Sutton	DEN	WR	16	0	16
38t	Cooper	CLE-BUF	WR	15	0	15
38t	Downs	IND	WR	15	0	15
38t	Gibson	NE	RB	15	9	6
38t	Hunt	KC	RB	15	12	3
38t	Meyers	LV	WR	15	0	15
38t	Sermon	IND	RB	15	13	2
44t	Andrews	BAL	TE	14	0	14
44t	*Davis	BUF	RB	14	12	2
44t	T. Hill	MIA	WR	14	2	12
44t	*McConkey	LAC	WR	14	0	14
44t	Pittman	IND	WR	14	0	14
44t	Shakir	BUF	WR	14	0	14
44t	J. Smith	MIA	TE	14	0	14

2024 NATIONAL FOOTBALL LEAGUE

AFC PUNTING YARDS LEADERS

RANK	PLAYER	TEAM	POS	PUNTS	YARDS	LONG	AVG	TB	BLK	DWN	OB	RETURNS		IN20	NET AVG
												TOT	YDS		
1	Araiza	KC	P	16	836	67	52.3	3	0	3	0	6	45	8	45.7
2	Cole	LV	P	29	1513	67	52.2	4	1	2	6	10	149	11	42.8
3	Bojorquez	CLE	P	41	2136	84	52.1	3	0	7	4	20	270	18	44.0
4	Stonehouse	TEN	P	28	1445	75	51.6	2	2	2	0	20	264	5	38.0
5	Baringer	NE	P	36	1851	69	51.4	4	0	2	1	19	241	19	42.5
6	*Rehkov	CIN	P	28	1411	80	50.4	3	0	3	1	14	94	15	44.9
7	Sanchez	IND	P	31	1546	65	49.9	3	0	2	2	11	129	17	43.8
8	Cooke	JAX	P	24	1194	67	49.8	0	0	0	5	13	117	12	44.9
9	Martin	BUF	P	28	1329	65	47.5	4	0	2	4	11	122	12	40.3
10	Morstead	NYJ	P	31	1468	60	47.4	3	0	2	1	15	84	10	42.7
11	Bailey	MIA	P	24	1135	59	47.3	1	1	3	7	9	90	11	41.0
12	Waitman	PIT	P	26	1226	58	47.2	4	0	2	2	10	33	12	42.8
13	Scott	LAC	P	29	1363	63	47.0	3	0	3	5	9	86	11	42.0
14	Dixon	DEN	P	38	1760	65	46.3	2	0	5	3	14	97	18	42.7
15	Townsend	HOU	P	32	1476	66	46.1	2	1	6	4	10	47	15	42.1
16	Stout	BAL	P	20	901	67	45.1	2	0	1	3	8	52	9	40.5

2024 NATIONAL FOOTBALL LEAGUE

AFC NET PUNTING YARDS LEADERS

RANK	PLAYER	TEAM	POS	PUNTS	YARDS	LONG	AVG	TB	BLK	DWN	OB	RETURNS		IN20	NET AVG
												TOT	YDS		
1	Araiza	KC	P	16	836	67	52.3	3	0	3	0	6	45	8	45.7
2	*Rehkow	CIN	P	28	1411	80	50.4	3	0	3	1	14	94	15	44.9
3	Cooke	JAX	P	24	1194	67	49.8	0	0	0	5	13	117	12	44.9
4	Bojorquez	CLE	P	41	2136	84	52.1	3	0	7	4	20	270	18	44.0
5	Sanchez	IND	P	31	1546	65	49.9	3	0	2	2	11	129	17	43.8
6	Waitman	PIT	P	26	1226	58	47.2	4	0	2	2	10	33	12	42.8
7	Cole	LV	P	29	1513	67	52.2	4	1	2	6	10	149	11	42.8
8	Dixon	DEN	P	38	1760	65	46.3	2	0	5	3	14	97	18	42.7
9	Morstead	NYJ	P	31	1468	60	47.4	3	0	2	1	15	84	10	42.7
10	Baringer	NE	P	36	1851	69	51.4	4	0	2	1	19	241	19	42.5
11	Townsend	HOU	P	32	1476	66	46.1	2	1	6	4	10	47	15	42.1
12	Scott	LAC	P	29	1363	63	47.0	3	0	3	5	9	86	11	42.0
13	Bailey	MIA	P	24	1135	59	47.3	1	1	3	7	9	90	11	41.0
14	Stout	BAL	P	20	901	67	45.1	2	0	1	3	8	52	9	40.5
15	Martin	BUF	P	28	1329	65	47.5	4	0	2	4	11	122	12	40.3
16	Stonehouse	TEN	P	28	1445	75	51.6	2	2	2	0	20	264	5	38.0

2024 NATIONAL FOOTBALL LEAGUE

2024 NATIONAL FOOTBALL LEAGUE

AFC PUNT RETURN LEADERS

RANK	PLAYER	TEAM	POS	RET	FC	YDS	AVG	LONG	TD
1	Darden	CLE	WR	12	2	141	11.8	28	0
2	Mims	DEN	WR	15	9	176	11.7	38	0
3	Hardman	KC	WR	11	5	127	11.5	55	0
4	*Codrington	BUF	DB	11	5	115	10.5	22	0
5	M. Jones	NE	CB	12	3	124	10.3	16	0
6	Austin	PIT	WR	14	10	133	9.5	30	0
7	Proche	CLE	WR	13	1	119	9.2	17	0
8	*Jackson	TEN	WR	18	2	148	8.2	18	0
9	Gipson	NYJ	WR	18	7	140	7.8	31	0
10	Jones	CIN	WR	14	5	99	7.1	23	0
11	Sims	HOU	WR	12	6	56	4.7	19	0

2024 NATIONAL FOOTBALL LEAGUE

AFC KICKOFF RETURN LEADERS

RANK	PLAYER	TEAM	POS	RET	YDS	AVG	LONG	TD
1	*Jackson	TEN	WR	11	296	26.9	34	0
2	Gipson	NYJ	WR	9	235	26.1	33	0
3	Hasty	NE	RB	9	214	23.8	30	0

2024 NATIONAL FOOTBALL LEAGUE

2024 NATIONAL FOOTBALL LEAGUE

AFC INTERCEPTION LEADERS

RANK	PLAYER	TEAM	POS	INT	YARDS	AVG	LONG	TD
1	Humphrey	BAL	CB	4	0	0.0	0	0
2t	*Bullock	HOU	SAF	3	28	9.3	28	0
2t	Jackson	PIT	CB	3	75	25.0	49	0
4t	*Bishop	PIT	CB	2	41	20.5	41	0
4t	Echols	NYJ	CB	2	0	0.0	0	0
4t	Hamlin	BUF	SS	2	19	9.5	19	0
4t	Ingram	BUF	DB	2	56	28.0	31t	1
4t	Jones	IND	DB	2	5	2.5	5	0
4t	Molden	LAC	CB	2	28	14.0	25	0
4t	Surtain	DEN	CB	2	100	50.0	100t	1
11t	Bell	CIN	SS	1	32	32.0	32	0
11t	Benford	BUF	CB	1	6	6.0	6	0
11t	Bernard	BUF	LB	1	1	1.0	1	0
11t	Blackmon	IND	SAF	1	0	0.0	0	0
11t	Cisco	JAX	FS	1	22	22.0	22	0
11t	Conner	KC	DB	1	3	3.0	3	0
11t	Cook	KC	FS	1	0	0.0	0	0
11t	Cross	IND	SAF	1	0	0.0	0	0
11t	Davis-Gaither	CIN	LB	1	12	12.0	12	0
11t	Dupree	LAC	OLB	1	0	0.0	0	0
11t	D. Elliott	PIT	DB	1	0	0.0	0	0
11t	Ford	LAC	DT	1	3	3.0	3	0
11t	Fulton	LAC	CB	1	29	29.0	29	0
11t	Gonzalez	NE	CB	1	2	2.0	2	0
11t	Hewitt	HOU	LB	1	45	45.0	45	0
11t	*Hicks	KC	SAF	1	0	0.0	0	0
11t	Hobbs	LV	CB	1	35	35.0	35	0
11t	Hooker	TEN	SAF	1	30	30.0	30	0
11t	Hubbard	CIN	DE	1	0	0.0	0	0
11t	Ta. Johnson	BUF	CB	1	0	0.0	0	0
11t	B. Jones	DEN	SAF	1	37	37.0	37	0
11t	M. Jones	NE	CB	1	35	35.0	35	0
11t	Kazee	PIT	SS	1	5	5.0	5	0
11t	Kohou	MIA	CB	1	2	2.0	2	0
11t	*Lassiter	HOU	CB	1	9	9.0	9	0
11t	Moehrig	LV	SAF	1	16	16.0	16	0
11t	Moss	DEN	CB	1	0	0.0	0	0
11t	Murray	HOU	SS	1	0	0.0	0	0
11t	Ogbah	MIA	OLB	1	0	0.0	0	0
11t	Owusu-Koramoah	CLE	LB	1	0	0.0	0	0
11t	Peppers	NE	FS	1	0	0.0	0	0
11t	Porter	PIT	CB	1	16	16.0	16	0
11t	Pratt	CIN	LB	1	24	24.0	24	0
11t	Reid	KC	SS	1	8	8.0	8	0
11t	*Roland-Wallace	KC	CB	1	0	0.0	0	0
11t	Sieler	MIA	DE	1	0	0.0	0	0
11t	Singleton	DEN	LB	1	21	21.0	21	0
11t	Smith	BAL	ILB	1	0	0.0	0	0
11t	Spillane	LV	LB	1	0	0.0	0	0
11t	Stingley	HOU	CB	1	0	0.0	0	0
11t	Stone	CIN	SAF	1	49	49.0	49	0
11t	Tart	LAC	DT	1	4	4.0	4	0
11t	Taylor-Britt	CIN	CB	1	0	0.0	0	0
11t	Trice	PIT	CB	1	0	0.0	0	0

2024 NATIONAL FOOTBALL LEAGUE

AFC SACK LEADERS

RANK	PLAYER	TEAM	POS	SACKS
1	McDonald	NYJ	DE	8.0
2t	Hendrickson	CIN	DE	7.0
2t	Van Noy	BAL	MLB	7.0
4t	Anderson	HOU	DE	6.5
4t	Crosby	LV	DE	6.5
6	Walker	JAX	DE	6.0
7	Bonitto	DEN	LB	5.0
8t	Cooper	DEN	LB	4.5
8t	Oweh	BAL	LB	4.5
8t	Watt	PIT	OLB	4.5
11t	Allen	DEN	DE	4.0
11t	Epenesa	BUF	DE	4.0
11t	Garrett	CLE	DE	4.0
11t	Landry	TEN	LB	4.0
11t	Z. Smith	CLE	DE	4.0
11t	White	NE	DE	4.0
17t	Hunter	HOU	DE	3.5
17t	Rousseau	BUF	DE	3.5
19t	Franklin-Myers	DEN	DE	3.0
19t	Ca. Heyward	PIT	DT	3.0
19t	Ch. Jones	KC	DT	3.0
19t	Miller	BUF	OLB	3.0
19t	Settle	HOU	DT	3.0
19t	Strnad	DEN	LB	3.0
25t	Clemons	NYJ	DE	2.5
25t	Ni. Herbig	PIT	LB	2.5
25t	Hines-Allen	JAX	DE	2.5
25t	Mack	LAC	OLB	2.5
29t	Barnett	HOU	DE	2.0
29t	Bosa	LAC	LB	2.0
29t	C. Campbell	MIA	DE	2.0
29t	Dupree	LAC	OLB	2.0
29t	Edwards	HOU	DE	2.0
29t	*Elliss	DEN	LB	2.0
29t	Hubbard	CIN	DE	2.0
29t	Jones	BUF	DT	2.0
29t	Joseph-Day	TEN	DT	2.0
29t	Karlaftis	KC	DE	2.0
29t	*Latu	IND	DE	2.0
29t	Madubuike	BAL	DT	2.0
29t	Murray	TEN	LB	2.0
29t	Odeyingbo	IND	DE	2.0
29t	Ogbah	MIA	OLB	2.0
29t	Owusu-Koramoah	CLE	LB	2.0
29t	Roy	NE	DT	2.0
29t	Sieler	MIA	DE	2.0
29t	Tillman	DEN	LB	2.0
29t	Uche	NE	LB	2.0
29t	Wilkins	LV	DT	2.0
29t	Quin. Williams	NYJ	NT	2.0
29t	Wise	NE	DE	2.0

2024 NATIONAL FOOTBALL LEAGUE

AFC LEADERS IN FUMBLE RECOVERIES

RANK	PLAYER	TEAM	POS	TOTAL	OWN TEAM	OPP TEAM
1t	Fields	PIT	QB	3	3	0
1t	L. Jackson	BAL	QB	3	3	0
3t	Bitonio	CLE	OG	2	2	0
3t	Burrow	CIN	QB	2	2	0
3t	Herbert	LAC	QB	2	2	0
3t	Lammons	IND	DB	2	0	2
3t	Pratt	CIN	LB	2	0	2
3t	Richardson	IND	QB	2	2	0
3t	Rodgers	NYJ	QB	2	2	0
3t	Warren	PIT	RB	2	2	0
3t	Williams	BUF	LB	2	0	2
3t	Quin. Williams	NYJ	OLB	2	0	2
13t	Abdullah	LV	RB	1	1	0
13t	Alexander	DEN	MLB	1	0	1
13t	Allen	BUF	QB	1	1	0
13t	Anudike-Uzomah	KC	DE	1	0	1
13t	Armstead	MIA	OT	1	1	0
13t	Barton	DEN	LB	1	0	1
13t	Benton	PIT	DT	1	0	1
13t	Bernard	BUF	LB	1	0	1
13t	Bigsby	JAX	RB	1	1	0
13t	Blackmon	IND	SAF	1	0	1
13t	Bolden	NE	CB	1	0	1
13t	*Bortolini	IND	C	1	1	0
13t	Brissett	NE	QB	1	1	0
13t	Bryan	IND	DT	1	0	1
13t	*Bullock	HOU	SAF	1	0	1
13t	Carter	NYJ	CB	1	0	1
13t	Chestnut	TEN	RB	1	0	1
13t	Clark	NYJ	FS	1	0	1
13t	*Codrington	BUF	DB	1	1	0
13t	Conner	KC	DB	1	0	1
13t	Cushenberry	TEN	C	1	1	0
13t	Delpit	CLE	SAF	1	0	1
13t	Edwards	LAC	RB	1	1	0
13t	Edwards	HOU	DE	1	0	1
13t	D. Elliott	PIT	DB	1	0	1
13t	Elliss	NE	LB	1	0	1
13t	Emerson	CLE	CB	1	0	1
13t	Etienne	JAX	RB	1	1	0
13t	Foreman	CLE	RB	1	1	0
13t	Hamilton	BAL	SAF	1	0	1
13t	Hawkins	NE	SAF	1	0	1
13t	Ni. Herbig	PIT	LB	1	0	1
13t	Hickman	CLE	SAF	1	0	1
13t	Hines-Allen	JAX	DE	1	0	1
13t	Ingold	MIA	FB	1	1	0
13t	D. Johnson	JAX	RB	1	1	0
13t	B. Jones	DEN	SAF	1	0	1
13t	M. Jones	NE	CB	1	0	1
13t	Jordan	NE	OG	1	1	0
13t	Key	TEN	LB	1	0	1
13t	Kohou	MIA	CB	1	0	1
13t	*Latu	IND	DE	1	0	1
13t	Levis	TEN	QB	1	1	0

2024 NATIONAL FOOTBALL LEAGUE

AFC LEADERS IN FUMBLE RECOVERIES

RANK	PLAYER	TEAM	POS	TOTAL	OWN TEAM	OPP TEAM
13t	Mack	LAC	OLB	1	0	1
13t	McLeod	CLE	FS	1	0	1
13t	Miller	LV	OT	1	1	0
13t	Molden	LAC	CB	1	0	1
13t	Moss	DEN	CB	1	0	1
13t	*Nix	DEN	QB	1	1	0
13t	Olubi	IND	LB	1	0	1
13t	Otomewo	JAX	DE	1	1	0
13t	Pollard	TEN	RB	1	1	0
13t	Ricard	BAL	FB-DE	1	1	0
13t	Rudolph	TEN	QB	1	1	0
13t	Sanders	MIA	K	1	1	0
13t	Sieler	MIA	DE	1	0	1
13t	Skinner	DEN	SAF	1	0	1
13t	Slater	LAC	OT	1	1	0
13t	Spector	BUF	LB	1	0	1
13t	Stevenson	NE	RB	1	1	0
13t	Stewart	IND	DT	1	0	1
13t	Stewart	HOU	SAF	1	0	1
13t	Stroud	HOU	QB	1	1	0
13t	Tart	LAC	DT	1	0	1
13t	Taylor	LAC	CB	1	0	1
13t	D. Thomas	JAX	SAF	1	0	1
13t	Toohill	BUF	DE	1	0	1
13t	Torrence	BUF	OG	1	1	0
13t	Trautman	DEN	TE	1	1	0
13t	Washington	JAX	WR	1	1	0
13t	D. Watson	CLE	QB	1	1	0
13t	Watt	PIT	OLB	1	0	1
13t	M. Williams	BAL	FS	1	0	1
13t	Wilson	MIA	RB	1	1	0
13t	*Worthy	KC	WR	1	1	0

2024 NATIONAL FOOTBALL LEAGUE

AFC LEADERS IN RECOVERIES OF FUMBLES BY OWN TEAM

RANK	PLAYER	TEAM	POS	REC	YARDS	AVG	LONG	TD
1t	Fields	PIT	QB	3	0	0.0	0t	0
1t	L. Jackson	BAL	QB	3	-7	-2.3	0t	0
3t	Bitonio	CLE	OG	2	0	0.0	0t	0
3t	Burrow	CIN	QB	2	0	0.0	0t	0
3t	Herbert	LAC	QB	2	0	0.0	0t	0
3t	Richardson	IND	QB	2	0	0.0	0t	0
3t	Rodgers	NYJ	QB	2	0	0.0	0t	0
3t	Warren	PIT	RB	2	0	0.0	0t	0
9t	Abdullah	LV	RB	1	0	0.0	0t	0
9t	Allen	BUF	QB	1	0	0.0	0t	0
9t	Armstead	MIA	OT	1	0	0.0	0t	0
9t	Bigsby	JAX	RB	1	0	0.0	0t	0
9t	*Bortolini	IND	C	1	0	0.0	0t	0
9t	Brissett	NE	QB	1	0	0.0	0t	0
9t	*Codrington	BUF	DB	1	0	0.0	0t	0
9t	Cushenberry	TEN	C	1	0	0.0	0t	0
9t	Edwards	LAC	RB	1	0	0.0	0t	0
9t	Etienne	JAX	RB	1	0	0.0	0t	0
9t	Foreman	CLE	RB	1	0	0.0	0t	0
9t	Ingold	MIA	FB	1	0	0.0	0t	0
9t	D. Johnson	JAX	RB	1	0	0.0	0t	0
9t	Jordan	NE	OG	1	0	0.0	0t	0
9t	Levis	TEN	QB	1	0	0.0	0t	0
9t	Miller	LV	OT	1	0	0.0	0t	0
9t	*Nix	DEN	QB	1	0	0.0	0t	0
9t	Otomewo	JAX	DE	1	0	0.0	0t	0
9t	Pollard	TEN	RB	1	-3	-3.0	-3	0
9t	Ricard	BAL	FB-DE	1	0	0.0	0t	1
9t	Rudolph	TEN	QB	1	0	0.0	0t	0
9t	Sanders	MIA	K	1	-1	-1.0	-1	0
9t	Slater	LAC	OT	1	0	0.0	0t	0
9t	Stevenson	NE	RB	1	0	0.0	0t	0
9t	Stroud	HOU	QB	1	0	0.0	0t	0
9t	Torrence	BUF	OG	1	0	0.0	0t	0
9t	Trautman	DEN	TE	1	2	2.0	2	0
9t	Washington	JAX	WR	1	0	0.0	0t	0
9t	D. Watson	CLE	QB	1	0	0.0	0t	0
9t	Wilson	MIA	RB	1	0	0.0	0t	0
9t	*Worthy	KC	WR	1	0	0.0	0t	0

2024 NATIONAL FOOTBALL LEAGUE

AFC LEADERS IN RECOVERIES OF FUMBLES BY OPPOSING TEAM

RANK	PLAYER	TEAM	POS	REC	YARDS	AVG	LONG	TD
1t	Lammons	IND	DB	2	3	1.5	3	0
1t	Pratt	CIN	LB	2	9	4.5	9	0
1t	Williams	BUF	LB	2	0	0.0	0t	0
1t	Quin. Williams	NYJ	OLB	2	15	7.5	15	0
5t	Alexander	DEN	MLB	1	0	0.0	0t	0
5t	Anudike-Uzomah	KC	DE	1	0	0.0	0t	0
5t	Barton	DEN	LB	1	52	52.0	52t	1
5t	Benton	PIT	DT	1	0	0.0	0t	0
5t	Bernard	BUF	LB	1	0	0.0	0t	0
5t	Blackmon	IND	SAF	1	0	0.0	0t	0
5t	Bolden	NE	CB	1	0	0.0	0t	0
5t	Bryan	IND	DT	1	0	0.0	0t	0
5t	*Bullock	HOU	SAF	1	0	0.0	0t	0
5t	Carter	NYJ	CB	1	7	7.0	7	0
5t	Chestnut	TEN	RB	1	0	0.0	0t	0
5t	Clark	NYJ	FS	1	0	0.0	0t	0
5t	Conner	KC	DB	1	38	38.0	38t	1
5t	Delpit	CLE	SAF	1	0	0.0	0t	0
5t	Edwards	HOU	DE	1	0	0.0	0t	0
5t	D. Elliott	PIT	DB	1	10	10.0	10	0
5t	Elliss	NE	LB	1	0	0.0	0t	0
5t	Emerson	CLE	CB	1	2	2.0	2	0
5t	Hamilton	BAL	SAF	1	8	8.0	8	0
5t	Hawkins	NE	SAF	1	0	0.0	0t	0
5t	Ni. Herbig	PIT	LB	1	0	0.0	0t	0
5t	Hickman	CLE	SAF	1	0	0.0	0t	0
5t	Hines-Allen	JAX	DE	1	13	13.0	13	0
5t	B. Jones	DEN	SAF	1	34	34.0	34	0
5t	M. Jones	NE	CB	1	17	17.0	17	0
5t	Key	TEN	LB	1	0	0.0	0t	0
5t	Kohou	MIA	CB	1	0	0.0	0t	0
5t	*Latu	IND	DE	1	0	0.0	0t	0
5t	Mack	LAC	OLB	1	22	22.0	22	0
5t	McLeod	CLE	FS	1	25	25.0	25t	1
5t	Molden	LAC	CB	1	0	0.0	0t	0
5t	Moss	DEN	CB	1	0	0.0	0t	0
5t	Olubi	IND	LB	1	18	18.0	18	0
5t	Sieler	MIA	DE	1	0	0.0	0t	0
5t	Skinner	DEN	SAF	1	0	0.0	0t	0
5t	Spector	BUF	LB	1	0	0.0	0t	0
5t	Stewart	IND	DT	1	0	0.0	0t	0
5t	Stewart	HOU	SAF	1	0	0.0	0t	0
5t	Tart	LAC	DT	1	0	0.0	0t	0
5t	Taylor	LAC	CB	1	0	0.0	0t	0
5t	D. Thomas	JAX	SAF	1	0	0.0	0t	0
5t	Toohill	BUF	DE	1	0	0.0	0t	0
5t	Watt	PIT	OLB	1	0	0.0	0t	0
5t	M. Williams	BAL	FS	1	0	0.0	0t	0

2024 NATIONAL FOOTBALL LEAGUE

NFC LEADING PASSERS

RANK	PLAYER	TEAM	ATT	COMP	COMP%	YDS	YPA	TD	TD%	LONG	INT	INT%	RATING
1	Goff	DET	174	128	73.6%	1610	9.25	10	5.7%	70t	4	2.3%	111.5
2	Mayfield	TB	234	165	70.5%	1859	7.94	18	7.7%	55t	7	3.0%	107.1
3	*Daniels	WAS	168	127	75.6%	1410	8.39	6	3.6%	66	2	1.2%	107.0
4	Darnold	MIN	164	109	66.5%	1370	8.35	12	7.3%	97t	5	3.0%	104.0
5	Carr	NO	128	90	70.3%	989	7.73	8	6.3%	70t	4	3.1%	100.7
6	K. Murray	ARI	196	130	66.3%	1331	6.79	9	4.6%	60t	3	1.5%	94.6
7	Hurts	PHI	171	116	67.8%	1308	7.65	7	4.1%	67t	4	2.3%	94.4
8	Love	GB	179	110	61.5%	1351	7.55	15	8.4%	70t	8	4.5%	94.1
9	Purdy	SF	216	138	63.9%	1841	8.52	9	4.2%	76t	7	3.2%	91.2
10	Cousins	ATL	242	162	66.9%	1830	7.56	10	4.1%	52	7	2.9%	91.1
11	G. Smith	SEA	279	191	68.5%	1985	7.11	8	2.9%	71t	6	2.2%	89.4
12	*Ca. Williams	CHI	199	130	65.3%	1317	6.62	9	4.5%	47	5	2.5%	88.7
13	Prescott	DAL	224	142	63.4%	1602	7.15	8	3.6%	65t	6	2.7%	85.5
14	Stafford	LAR	198	132	66.7%	1392	7.03	3	1.5%	63	4	2.0%	83.6
15	Dalton	CAR	160	106	66.3%	989	6.18	7	4.4%	39	6	3.8%	82.0
16	Jones	NYG	240	150	62.5%	1442	6.01	6	2.5%	41	4	1.7%	80.6

2024 NATIONAL FOOTBALL LEAGUE

NFC LEADING PASSERS, RANKS

PLAYER	TEAM	ATT	COMP	COMP%	YDS	YPA	TD	TD%	INT	INT%	RATING
Goff	DET	11	10	2	5	1	4t	5	3t	6	1
Mayfield	TB	4	2	3	2	5	1	2	13t	11	2
*Daniels	WAS	13	11	1	8	3	14t	12t	1	1	3
Darnold	MIN	14	14	9	10	4	3	3	8t	12	4
Carr	NO	16	16	4	15t	6	9t	4	3t	13	5
K. Murray	ARI	9	8t	10	12	13	6t	6	2	2	6
Hurts	PHI	12	12	6	14	7	12t	11	3t	7	7
Love	GB	10	13	16	11	9	2	1	16	16	8
Purdy	SF	6	6	13	3	2	6t	9	13t	14	9
Cousins	ATL	2	3	7	4	8	4t	10	13t	10	10
G. Smith	SEA	1	1	5	1	11	9t	14	10t	5	11
*Ca. Williams	CHI	7	8t	12	13	14	6t	7	8t	8	12
Prescott	DAL	5	5	14	6	10	9t	12t	10t	9	13
Stafford	LAR	8	7	8	9	12	16	16	3t	4	14
Dalton	CAR	15	15	11	15t	15	12t	8	10t	15	15
Jones	NYG	3	4	15	7	16	14t	15	3t	3	16

2024 NATIONAL FOOTBALL LEAGUE

NFC FOURTH-QUARTER PASSING LEADERS

RANK	PLAYER	TEAM	ATT	COMP	COMP%	YDS	YPA	TD	TD%	INT	INT%	RATING
1	*Daniels	WAS	43	36	83.7%	402	9.35	3	7.0%	0	0.0%	128.9
2	Mayfield	TB	61	45	73.8%	449	7.36	5	8.2%	0	0.0%	121.6
3	Love	GB	43	27	62.8%	341	7.93	3	7.0%	1	2.3%	101.0
4	Stafford	LAR	54	38	70.4%	435	8.06	2	3.7%	1	1.9%	98.9
5	*Ca. Williams	CHI	49	33	67.3%	307	6.27	3	6.1%	1	2.0%	96.2
6	Purdy	SF	53	41	77.4%	506	9.55	1	1.9%	3	5.7%	89.0
7	Hurts	PHI	45	32	71.1%	393	8.73	1	2.2%	2	4.4%	86.6
8	K. Murray	ARI	55	34	61.8%	347	6.31	1	1.8%	0	0.0%	85.9
9	G. Smith	SEA	88	57	64.8%	518	5.89	3	3.4%	2	2.3%	82.5
10	Goff	DET	47	30	63.8%	320	6.81	2	4.3%	2	4.3%	80.1
11	Darnold	MIN	36	20	55.6%	268	7.44	1	2.8%	1	2.8%	77.1
12	Carr	NO	33	20	60.6%	217	6.58	2	6.1%	2	6.1%	74.9
13	Prescott	DAL	60	32	53.3%	359	5.98	4	6.7%	3	5.0%	72.8
14	Young	CAR	32	18	56.3%	152	4.75	0	0.0%	0	0.0%	68.8
15	Cousins	ATL	69	39	56.5%	384	5.57	2	2.9%	4	5.8%	57.9
16	Jones	NYG	69	35	50.7%	258	3.74	1	1.4%	2	2.9%	52.7
17	*Rattler	NO	27	17	63.0%	116	4.30	0	0.0%	2	7.4%	41.6
18	Dalton	CAR	32	17	53.1%	135	4.22	0	0.0%	2	6.3%	37.9

2024 NATIONAL FOOTBALL LEAGUE

NFC THIRD-DOWN PASSING LEADERS

RANK	PLAYER	TEAM	ATT	COMP	COMP%	YDS	YPA	TD	TD%	INT	INT%	RATING
1	Goff	DET	40	27	67.5%	359	8.98	5	12.5%	0	0.0%	135.3
2	Cousins	ATL	59	42	71.2%	430	7.29	4	6.8%	0	0.0%	114.4
3	*Daniels	WAS	47	32	68.1%	432	9.19	2	4.3%	1	2.1%	102.4
4	Mayfield	TB	57	38	66.7%	455	7.98	5	8.8%	3	5.3%	98.2
5	Darnold	MIN	50	29	58.0%	345	6.90	4	8.0%	1	2.0%	97.5
6	Prescott	DAL	54	33	61.1%	451	8.35	2	3.7%	1	1.9%	92.4
7	Purdy	SF	56	31	55.4%	363	6.48	5	8.9%	2	3.6%	90.1
8	Jones	NYG	65	41	63.1%	406	6.25	3	4.6%	1	1.5%	89.6
9	K. Murray	ARI	41	23	56.1%	230	5.61	2	4.9%	0	0.0%	88.5
10	Love	GB	40	20	50.0%	266	6.65	6	15.0%	3	7.5%	79.8
11	Dalton	CAR	42	27	64.3%	269	6.40	2	4.8%	2	4.8%	78.4
12	G. Smith	SEA	66	40	60.6%	456	6.91	1	1.5%	3	4.5%	67.5
13	Stafford	LAR	42	24	57.1%	260	6.19	0	0.0%	1	2.4%	65.6
14	*Ca. Williams	CHI	49	28	57.1%	285	5.82	2	4.1%	3	6.1%	62.0
15	Hurts	PHI	41	22	53.7%	288	7.02	1	2.4%	3	7.3%	53.7

2024 NATIONAL FOOTBALL LEAGUE

NFC LEADING RUSHERS

RANK	PLAYER	TEAM	ATT	YDS	AVG	LONG	TD
1	Mason	SF	128	667	5.2	38	3
2	Barkley	PHI	108	658	6.1	65t	5
3	Jacobs	GB	120	540	4.5	34	1
4	Hubbard	CAR	103	537	5.2	38t	3
5	Conner	ARI	109	504	4.6	22	3
6	Robinson	ATL	103	483	4.7	28	4
7	Gibbs	DET	81	464	5.7	45t	5
8	A. Jones	MIN	85	443	5.2	39	2
9	Kamara	NO	111	438	3.9	17	6
10	K. Williams	LAR	116	436	3.8	30	8
11	Robinson	WAS	85	396	4.7	40	6
12	Montgomery	DET	84	382	4.5	21	6
13	*Daniels (QB)	WAS	66	372	5.6	46	4
14	*Irving	TB	67	351	5.2	32	3
15t	K. Murray (QB)	ARI	36	325	9.0	50t	2
15t	Swift	CHI	91	325	3.6	36t	3
17	Allgeier	ATL	56	319	5.7	24	1
18	Walker	SEA	65	303	4.7	28	6
19	Dowdle	DAL	59	246	4.2	13	0
20	Singleton	NYG	61	239	3.9	43	2
21	*Tracy	NYG	53	231	4.4	27	1
22	White	TB	61	227	3.7	56	0
23	Em. Wilson	GB	47	221	4.7	18	0
24	Hurts (QB)	PHI	63	218	3.5	23	4
25	Charbonnet	SEA	56	201	3.6	13	3
26	Ekeler	WAS	32	188	5.9	50	1
27	Jones (QB)	NYG	50	184	3.7	13	0
28	Tucker	TB	21	172	8.2	36	1
29	*Ca. Williams (QB)	CHI	25	169	6.8	24	0
30	McNichols	WAS	25	164	6.6	28	3
31	G. Smith (QB)	SEA	25	161	6.4	34t	1
32	Mayfield (QB)	TB	26	158	6.1	18	2
33	Purdy (QB)	SF	34	154	4.5	12	2
34	Chandler	MIN	44	151	3.4	25	0
35	Akers	HOU-MIN	40	147	3.7	15t	1
36	*Guerendo	SF	23	142	6.2	76	0
37	M. Sanders	CAR	33	132	4.0	26	1
38	Williams	NO	30	120	4.0	14t	1
39	Demercado	ARI	13	116	8.9	41	0
40	Elliott	DAL	38	115	3.0	9	1
41	Willis (QB)	GB	12	114	9.5	29	1
42	Reed (WR)	GB	10	110	11.0	33t	1
43	*Benson	ARI	30	107	3.6	20	0
44	Darnold (QB)	MIN	24	100	4.2	19	0
45	Gainwell	PHI	21	96	4.6	19	0
46	R. Johnson	CHI	30	89	3.0	9	3
47	Hill (TE)	NO	14	77	5.5	12	2
48	*Corum	LAR	16	64	4.0	12	0
49	*Rattler (QB)	NO	9	61	6.8	28	0
50t	Rivers	LAR	10	51	5.1	12	0
50t	Samuel (WR)	SF	19	51	2.7	8	1

2024 NATIONAL FOOTBALL LEAGUE

NFC THIRD-AND-ONE RUSHING LEADERS

RANK	PLAYER	TEAM	ATT	FD	PCT
1t	K. Williams	LAR	6	6	100.0%
1t	*Daniels (QB)	WAS	4	4	100.0%
1t	Jones (QB)	NYG	4	4	100.0%
1t	Darnold (QB)	MIN	3	3	100.0%
1t	Charbonnet	SEA	2	2	100.0%
1t	Demercado	ARI	2	2	100.0%
1t	Dowdle	DAL	2	2	100.0%
1t	Elliott	DAL	2	2	100.0%
1t	Gibbs	DET	2	2	100.0%
1t	*Irving	TB	2	2	100.0%
1t	Luepke	DAL	2	2	100.0%
1t	Robinson	ATL	2	2	100.0%
1t	Williams	NO	2	2	100.0%
14	Robinson	WAS	6	5	83.3%
15	Kamara	NO	5	4	80.0%
16	A. Jones	MIN	4	3	75.0%
17	Hurts (QB)	PHI	10	7	70.0%
18t	Montgomery	DET	6	4	66.7%
18t	Conner	ARI	3	2	66.7%
18t	Hubbard	CAR	3	2	66.7%
18t	Jacobs	GB	3	2	66.7%
22	*Tracy	NYG	4	2	50.0%

2024 NATIONAL FOOTBALL LEAGUE

NFC LEADERS IN RECEPTIONS

RANK	PLAYER	TEAM	REC	YDS	AVG	LONG	TD
1	Godwin	TB	50	576	11.5	55t	5
2	D. London	ATL	44	491	11.2	31	5
3	Robinson	NYG	43	303	7.0	20	2
4t	*Nabers	NYG	39	427	10.9	39	3
4t	St. Brown	DET	39	401	10.3	35t	4
6	Smith-Njigba	SEA	37	319	8.6	24	1
7t	Metcalf	SEA	35	568	16.2	71t	3
7t	McLaurin	WAS	35	454	13.0	66	4
9t	Kittle (TE)	SF	34	375	11.0	41	5
9t	Kamara (RB)	NO	34	252	7.4	57t	1
11t	Jefferson	MIN	33	531	16.1	97t	5
11t	McBride (TE)	ARI	33	322	9.8	27	0
13t	Lamb	DAL	32	467	14.6	65t	2
13t	Mooney	ATL	32	414	12.9	41t	3
15	D. Moore	CHI	31	314	10.1	44	3
16t	Lockett	SEA	30	384	12.8	37	1
16t	Dio. Johnson	CAR	30	357	11.9	39	3
18	Reed	GB	29	452	15.6	70t	3
19	Otton (TE)	TB	27	263	9.7	28	1
20t	Evans	TB	26	335	12.9	25t	6
20t	Kmet (TE)	CHI	26	289	11.1	31t	3
20t	McCloud	ATL	26	268	10.3	22	0
23t	Jennings	SF	25	404	16.2	45	3
23t	Aiyuk	SF	25	374	15.0	53	0
23t	Pitts (TE)	ATL	25	328	13.1	52	1
23t	Slayton	NYG	25	312	12.5	41	1
23t	D. Smith	PHI	25	301	12.0	45t	2
23t	Ertz (TE)	WAS	25	268	10.7	24	1
23t	Ferguson (TE)	DAL	25	240	9.6	27	0
30t	Goedert (TE)	PHI	24	301	12.5	61	0
30t	Tolbert	DAL	24	290	12.1	48	2
30t	N. Fant (TE)	SEA	24	263	11.0	28	0
30t	Robinson (RB)	ATL	24	201	8.4	26	0
34t	Atwell	LAR	23	332	14.4	50	0
34t	Doubs	GB	23	312	13.6	39	2
34t	Olave	NO	23	280	12.2	39	1
34t	White (RB)	TB	23	198	8.6	32	2
34t	Walker (RB)	SEA	23	160	7.0	17t	1
39t	Mi. Wilson	ARI	22	252	11.5	34	2
39t	Hubbard (RB)	CAR	22	93	4.2	20	1
41t	Kraft (TE)	GB	21	264	12.6	66t	4
41t	Parkinson (TE)	LAR	21	197	9.4	23	0
43t	Shaheed	NO	20	349	17.4	70t	3
43t	Samuel	SF	20	335	16.8	76t	1
43t	*Harrison	ARI	20	300	15.0	60t	4
43t	A. Jones (RB)	MIN	20	190	9.5	24	1
43t	Dortch	ARI	20	179	8.9	16	1
43t	Charbonnet (RB)	SEA	20	144	7.2	30t	1
49t	Swift (RB)	CHI	19	193	10.2	42	0
49t	Zaccheaus	WAS	19	176	9.3	27	0
49t	*J. Sanders (TE)	CAR	19	151	7.9	29	0

2024 NATIONAL FOOTBALL LEAGUE

NFC RECEIVING YARDAGE LEADERS

RANK	PLAYER	TEAM	YDS	REC	AVG	LONG	TD
1	Godwin	TB	576	50	11.5	55t	5
2	Metcalf	SEA	568	35	16.2	71t	3
3	Jefferson	MIN	531	33	16.1	97t	5
4	D. London	ATL	491	44	11.2	31	5
5	Lamb	DAL	467	32	14.6	65t	2
6	McLaurin	WAS	454	35	13.0	66	4
7	Reed	GB	452	29	15.6	70t	3
8	*Nabers	NYG	427	39	10.9	39	3
9	Mooney	ATL	414	32	12.9	41t	3
10	Jennings	SF	404	25	16.2	45	3
11	St. Brown	DET	401	39	10.3	35t	4
12	Lockett	SEA	384	30	12.8	37	1
13	Kittle (TE)	SF	375	34	11.0	41	5
14	Aiyuk	SF	374	25	15.0	53	0
15	J. Williams	DET	361	17	21.2	70t	3
16	Dio. Johnson	CAR	357	30	11.9	39	3
17	Shaheed	NO	349	20	17.4	70t	3
18t	Evans	TB	335	26	12.9	25t	6
18t	Samuel	SF	335	20	16.8	76t	1
20	Atwell	LAR	332	23	14.4	50	0
21	Pitts (TE)	ATL	328	25	13.1	52	1
22	A. Brown	PHI	324	16	20.3	67t	3
23	McBride (TE)	ARI	322	33	9.8	27	0
24	Smith-Njigba	SEA	319	37	8.6	24	1
25	D. Moore	CHI	314	31	10.1	44	3
26t	Doubs	GB	312	23	13.6	39	2
26t	Slayton	NYG	312	25	12.5	41	1
28	Robinson	NYG	303	43	7.0	20	2
29t	Goedert (TE)	PHI	301	24	12.5	61	0
29t	D. Smith	PHI	301	25	12.0	45t	2
31	*Harrison	ARI	300	20	15.0	60t	4
32	Tolbert	DAL	290	24	12.1	48	2
33	Kmet (TE)	CHI	289	26	11.1	31t	3
34	Olave	NO	280	23	12.2	39	1
35t	Ertz (TE)	WAS	268	25	10.7	24	1
35t	McCloud	ATL	268	26	10.3	22	0
37	Kraft (TE)	GB	264	21	12.6	66t	4
38t	N. Fant (TE)	SEA	263	24	11.0	28	0
38t	Otton (TE)	TB	263	27	9.7	28	1
40t	Kamara (RB)	NO	252	34	7.4	57t	1
40t	Mi. Wilson	ARI	252	22	11.5	34	2
42	*Oduze	CHI	246	17	14.5	47	1
43	Ferguson (TE)	DAL	240	25	9.6	27	0
44	LaPorta (TE)	DET	224	14	16.0	52t	1
45	Nailor	MIN	213	12	17.8	33	3
46	Addison	MIN	209	12	17.4	51	1
47t	Ekeler (RB)	WAS	201	17	11.8	33	0
47t	Robinson (RB)	ATL	201	24	8.4	26	0
47t	*Whittington	LAR	201	18	11.2	31	0
50t	Robinson	LAR	198	13	15.2	42	1
50t	White (RB)	TB	198	23	8.6	32	2

2024 NATIONAL FOOTBALL LEAGUE

NFC THIRD-DOWN RECEIVING LEADERS

RANK	PLAYER	TEAM	REC	YDS	AVG	LONG	TD
1t	Godwin	TB	16	197	12.3	24	0
1t	Robinson	NYG	16	115	7.2	15	1
3	*Nabers	NYG	13	193	14.8	39	2
4t	Kittle (TE)	SF	11	148	13.5	41	3
4t	D. London	ATL	11	117	10.6	18	3
6	Smith-Njigba	SEA	10	115	11.5	24	0
7t	McLaurin	WAS	9	160	17.8	66	2
7t	Mooney	ATL	9	100	11.1	24t	1
7t	St. Brown	DET	9	100	11.1	18	2
10t	Jefferson	MIN	8	107	13.4	25t	2
10t	Jennings	SF	8	86	10.8	31t	2
10t	Parkinson (TE)	LAR	8	74	9.3	15	0
10t	Kmet (TE)	CHI	8	70	8.8	25	0
10t	Slayton	NYG	8	59	7.4	10	0
15t	Doubs	GB	7	125	17.9	39	2
15t	Reed	GB	7	120	17.1	70t	2
15t	Metcalf	SEA	7	108	15.4	31t	1
15t	Olave	NO	7	86	12.3	16	0
15t	Dortch	ARI	7	66	9.4	14	0
20t	Goedert (TE)	PHI	6	150	25.0	61	0
20t	Dio. Johnson	CAR	6	117	19.5	39	2
20t	Lockett	SEA	6	86	14.3	37	0
20t	Aiyuk	SF	6	83	13.8	17	0
20t	McCloud	ATL	6	78	13.0	22	0
20t	Zaccheaus	WAS	6	73	12.2	27	0
20t	Ertz (TE)	WAS	6	69	11.5	21	0
20t	Cooks	DAL	6	62	10.3	21t	1
20t	White (RB)	TB	6	59	9.8	22	0
20t	Wicks	GB	6	59	9.8	14t	2
20t	*J. Sanders (TE)	CAR	6	57	9.5	29	0
20t	Ferguson (TE)	DAL	6	54	9.0	24	0
20t	Otton (TE)	TB	6	54	9.0	15	1
20t	Pitts (TE)	ATL	6	49	8.2	11	0
20t	Charbonnet (RB)	SEA	6	43	7.2	16	0
20t	Mundt (TE)	MIN	6	35	5.8	11	1
20t	Mi. Wilson	ARI	6	34	5.7	10	1
20t	M. Sanders (RB)	CAR	6	32	5.3	12	0
38t	Ekeler (RB)	WAS	5	88	17.6	33	0
38t	Kraft (TE)	GB	5	67	13.4	21	1
38t	D. Moore	CHI	5	55	11.0	19	1
38t	Robinson (RB)	ATL	5	52	10.4	26	0
38t	LaPorta (TE)	DET	5	42	8.4	13	0
43t	Tolbert	DAL	4	98	24.5	48	0
43t	Turpin	DAL	4	74	18.5	34	1
43t	A. Jones (RB)	MIN	4	63	15.8	24	1
43t	Lamb	DAL	4	58	14.5	27	0
43t	N. Fant (TE)	SEA	4	55	13.8	28	0
43t	Luepke (RB)	DAL	4	55	13.8	24	0
43t	Atwell	LAR	4	53	13.3	24	0
43t	*Means	NO	4	48	12.0	14	0
43t	Samuel	SF	4	44	11.0	15	0
43t	Allen	CHI	4	41	10.3	11	1
43t	Carter	CHI	4	36	9.0	14	0
43t	Allgeier (RB)	ATL	4	30	7.5	13	0
43t	Demercado (RB)	ARI	4	26	6.5	24	0

2024 NATIONAL FOOTBALL LEAGUE

NFC THIRD-DOWN RECEIVING LEADERS

RANK	PLAYER	TEAM	REC	YDS	AVG	LONG	TD
43t	Barkley (RB)	PHI	4	25	6.3	10	0
43t	Walker (RB)	SEA	4	23	5.8	11	0
43t	Kamara (RB)	NO	4	19	4.8	10	0
43t	*Tipton	NO	4	19	4.8	6	0
43t	Gibbs (RB)	DET	4	10	2.5	5	0

2024 NATIONAL FOOTBALL LEAGUE

NFC LEADING SCORERS (NON-KICKING)

RANK	PLAYER	TEAM	POS	TOUCHDOWNS				X2	PTS
				TOTAL	RUSH	REC	RET		
1	K. Williams	LAR	RB	9	8	1	0	0	54
2t	Kamara	NO	RB	7	6	1	0	0	42
2t	Walker	SEA	RB	7	6	1	0	0	42
4	Barkley	PHI	RB	6	5	1	0	2	40
5t	Evans	TB	WR	6	0	6	0	0	36
5t	Gibbs	DET	RB	6	5	1	0	0	36
5t	Montgomery	DET	RB	6	6	0	0	0	36
5t	Robinson	WAS	RB	6	6	0	0	0	36
9t	Godwin	TB	WR	5	0	5	0	0	30
9t	Jefferson	MIN	WR	5	0	5	0	0	30
9t	Kittle	SF	TE	5	0	5	0	0	30
9t	D. London	ATL	WR	5	0	5	0	0	30
13	Kraft	GB	TE	4	0	4	0	1	26
14t	Charbonnet	SEA	RB	4	3	1	0	0	24
14t	*Daniels	WAS	QB	4	4	0	0	0	24
14t	*Harrison	ARI	WR	4	0	4	0	0	24
14t	Hubbard	CAR	RB	4	3	1	0	0	24
14t	Hurts	PHI	QB	4	4	0	0	0	24
14t	McLaurin	WAS	WR	4	0	4	0	0	24
14t	Reed	GB	WR	4	1	3	0	0	24
14t	Robinson	ATL	RB	4	4	0	0	0	24
14t	Shaheed	NO	WR	4	0	3	1	0	24
14t	St. Brown	DET	WR	4	0	4	0	0	24
14t	Wicks	GB	WR	4	0	4	0	0	24
25	Conner	ARI	RB	3	3	0	0	2	22
26	Swift	CHI	RB	3	3	0	0	1	20
27t	A. Brown	PHI	WR	3	0	3	0	0	18
27t	*Irving	TB	RB	3	3	0	0	0	18
27t	Jennings	SF	WR	3	0	3	0	0	18
27t	Dio. Johnson	CAR	WR	3	0	3	0	0	18
27t	R. Johnson	CHI	RB	3	3	0	0	0	18
27t	A. Jones	MIN	RB	3	2	1	0	0	18
27t	Kmet	CHI	TE	3	0	3	0	0	18
27t	Mason	SF	RB	3	3	0	0	0	18
27t	McNichols	WAS	RB	3	3	0	0	0	18
27t	Metcalf	SEA	WR	3	0	3	0	0	18
27t	Mooney	ATL	WR	3	0	3	0	0	18
27t	D. Moore	CHI	WR	3	0	3	0	0	18
27t	*Nabers	NYG	WR	3	0	3	0	0	18
27t	Nailor	MIN	WR	3	0	3	0	0	18
27t	J. Williams	DET	WR	3	0	3	0	0	18
42t	Addison	MIN	WR	2	1	1	0	0	12
42t	Akers	HOU-MIN	RB	2	1	1	0	0	12
42t	Allen	CHI	WR	2	0	2	0	0	12
42t	Doubs	GB	WR	2	0	2	0	0	12
42t	Dowdle	DAL	RB	2	0	2	0	0	12

2024 NATIONAL FOOTBALL LEAGUE

NFC LEADING SCORERS (NON-KICKING)

RANK	PLAYER	TEAM	POS	TOUCHDOWNS				X2	PTS
				TOTAL	RUSH	REC	RET		
42t	Higgins	ARI	TE	2	0	2	0	0	12
42t	Hill	NO	TE	2	2	0	0	0	12
42t	Hodge	ATL	WR	2	0	1	1	0	12
42t	Jacobs	GB	RB	2	1	1	0	0	12
42t	Lamb	DAL	WR	2	0	2	0	0	12
42t	*Legette	CAR	WR	2	0	2	0	0	12
42t	Mayfield	TB	QB	2	2	0	0	0	12
42t	Moreau	NO	TE	2	0	2	0	0	12
42t	K. Murray	ARI	QB	2	2	0	0	0	12
42t	Purdy	SF	QB	2	2	0	0	0	12
42t	Robinson	NYG	WR	2	0	2	0	0	12
42t	Samuel	SF	WR	2	1	1	0	0	12
42t	Singletary	NYG	RB	2	2	0	0	0	12
42t	D. Smith	PHI	WR	2	0	2	0	0	12
42t	Tolbert	DAL	WR	2	0	2	0	0	12
42t	Tucker	TB	RB	2	1	1	0	0	12
42t	Turpin	DAL	WR	2	0	1	1	0	12
42t	Van Ginkel	MIN	OLB	2	0	0	2	0	12
42t	Watson	GB	WR	2	0	2	0	0	12
42t	White	TB	RB	2	0	2	0	0	12
42t	Mi. Wilson	ARI	WR	2	0	2	0	0	12

2024 NATIONAL FOOTBALL LEAGUE

NFC LEADING SCORERS (KICKING)

RANK	PLAYER	TEAM	PAT	FG	FG%	LONG	PTS
1	Seibert	WAS	19/19	19/20	95.0%	55	76
2	Aubrey	DAL	9/9	17/19	89.5%	65	60
3	Koo	ATL	14/14	15/18	83.3%	58	59
4	McLaughlin	TB	21/22	12/13	92.3%	56	57
5	*Reichard	MIN	18/18	12/12	100.0%	58	54
6t	Myers	SEA	19/19	11/14	78.6%	59	52
6t	*Narveson	GB	16/16	12/17	70.6%	47	52
8t	Grupe	NO	18/20	11/11	100.0%	57	51
8t	Moody	SF	12/12	13/14	92.9%	53	51
10	Bates	DET	20/21	10/10	100.0%	48	50
11t	Pineiro	CAR	11/11	9/10	90.0%	48	38
11t	Santos	CHI	14/15	8/10	80.0%	54	38
13	*Karty	LAR	9/11	9/11	81.8%	52	36
14	Joseph	DET-NYG	6/6	9/12	75.0%	52	33
15	Elliott	PHI	14/14	6/8	75.0%	49	32
16	Prater	ARI	10/10	6/6	100.0%	57	28
17	Ryland	ARI	4/4	6/7	85.7%	42	22
18	Wright	SF	3/3	3/3	100.0%	41	12
19t	Carlson	SF	0/1	2/2	100.0%	55	6
19t	Gano	NYG	0/0	2/2	100.0%	50	6
19t	McManus	GB	3/3	1/1	100.0%	45	6
22	Wishnowsky	SF	0/0	1/1	100.0%	26	3
23	York	WAS	2/2	0/2	0.0%	---	2
24	Gillan	NYG	0/1	0/0	---	---	0

2024 NATIONAL FOOTBALL LEAGUE

2024 NATIONAL FOOTBALL LEAGUE

NFC TOUCHBACKS ON KICKOFFS

RANK	PLAYER	TEAM	TB
1	Reichard	MIN	31
2	Bates	DET	29
3	Evans	LAR	28
4t	Mann	PHI	23
4t	Moody	SF	23
4t	Myers	SEA	23
7	Camarda	TB	18
8t	Joseph	DET-NYG	17
8t	Narveson	GB	17
8t	Prater	ARI	17
11t	Aubrey	DAL	16
11t	Gill	TB	16
11t	Santos	CHI	16
14	Pinion	ATL	14
15t	Pineiro	CAR	11
15t	Seibert	WAS	11
17	Ryland	ARI	10
18	Grupe	NO	8
19	Koo	ATL	5
20t	Gano	NYG	3
20t	McManus	GB	3
22	Gillan	NYG	2
23t	Carlson	SF	1
23t	Elliott	PHI	1
23t	Wright	SF	1
23t	York	WAS	1

2024 NATIONAL FOOTBALL LEAGUE

NFC MOST YARDS FROM SCRIMMAGE

RANK	PLAYER	TEAM	POS	TOTAL			RUSHING			RECEIVING		
				YDS	PLAYS	AVG	YDS	ATT	AVG	YDS	ATT	AVG
1	Barkley	PHI	RB	761	124	6.1	658	108	6.1	103	16	6.4
2	Mason	SF	RB	753	138	5.5	667	128	5.2	86	10	8.6
3	Kamara	NO	RB	690	145	4.8	438	111	3.9	252	34	7.4
4	Robinson	ATL	RB	684	127	5.4	483	103	4.7	201	24	8.4
5	Jacobs	GB	RB	657	136	4.8	540	120	4.5	117	16	7.3
6	Conner	ARI	RB	643	123	5.2	504	109	4.6	139	14	9.9
7	A. Jones	MIN	RB	633	105	6.0	443	85	5.2	190	20	9.5
8	Hubbard	CAR	RB	630	125	5.0	537	103	5.2	93	22	4.2
9	Gibbs	DET	RB	612	99	6.2	464	81	5.7	148	18	8.2
10	Godwin	TB	WR	578	51	11.3	2	1	2.0	576	50	11.5
11	Metcalf	SEA	WR	568	35	16.2	0	0	---	568	35	16.2
12	Reed	GB	WR	562	39	14.4	110	10	11.0	452	29	15.6
13	Jefferson	MIN	WR	534	34	15.7	3	1	3.0	531	33	16.1
14	Swift	CHI	RB	518	110	4.7	325	91	3.6	193	19	10.2
15	Montgomery	DET	RB	515	97	5.3	382	84	4.5	133	13	10.2
16	K. Williams	LAR	RB	507	130	3.9	436	116	3.8	71	14	5.1
17	Lamb	DAL	WR	504	40	12.6	37	8	4.6	467	32	14.6
18	D. London	ATL	WR	491	44	11.2	0	0	---	491	44	11.2
19	*Irving	TB	RB	475	80	5.9	351	67	5.2	124	13	9.5
20	Robinson	WAS	RB	464	93	5.0	396	85	4.7	68	8	8.5
21	Walker	SEA	RB	463	88	5.3	303	65	4.7	160	23	7.0
22	McLaurin	WAS	WR	456	37	12.3	2	2	1.0	454	35	13.0
23	*Nabers	NYG	WR	427	42	10.2	0	3	0.0	427	39	10.9
24	White	TB	RB	425	84	5.1	227	61	3.7	198	23	8.6
25	Mooney	ATL	WR	414	32	12.9	0	0	---	414	32	12.9
26	Jennings	SF	WR	404	25	16.2	0	0	---	404	25	16.2
27	St. Brown	DET	WR	401	39	10.3	0	0	---	401	39	10.3
28	J. Williams	DET	WR	393	21	18.7	32	4	8.0	361	17	21.2
29	Ekeler	WAS	RB	389	49	7.9	188	32	5.9	201	17	11.8
30	Samuel	SF	WR	386	39	9.9	51	19	2.7	335	20	16.8
31	Lockett	SEA	WR	384	30	12.8	0	0	---	384	30	12.8
32	Shaheed	NO	WR	378	26	14.5	29	6	4.8	349	20	17.5
33	Dowdle	DAL	RB	377	75	5.0	246	59	4.2	131	16	8.2
34	Allgeier	ATL	RB	376	64	5.9	319	56	5.7	57	8	7.1
35	Kittle	SF	TE	375	34	11.0	0	0	---	375	34	11.0
36	Aiyuk	SF	WR	374	25	15.0	0	0	---	374	25	15.0
37	*Daniels	WAS	QB	372	66	5.6	372	66	5.6	0	0	---
38	Dio. Johnson	CAR	WR	363	32	11.3	6	2	3.0	357	30	11.9
39	Charbonnet	SEA	RB	345	76	4.5	201	56	3.6	144	20	7.2
40t	Atwell	LAR	WR	339	24	14.1	7	1	7.0	332	23	14.4
40t	*Tracy	NYG	RB	339	67	5.1	231	53	4.4	108	14	7.7
42	Evans	TB	WR	335	26	12.9	0	0	---	335	26	12.9
43	Pitts	ATL	TE	328	25	13.1	0	0	---	328	25	13.1
44	K. Murray	ARI	QB	325	36	9.0	325	36	9.0	0	0	---
45	A. Brown	PHI	WR	324	16	20.3	0	0	---	324	16	20.3
46t	McBride	ARI	TE	322	33	9.8	0	0	---	322	33	9.8
46t	D. Moore	CHI	WR	322	33	9.8	8	2	4.0	314	31	10.1
48	Robinson	NYG	WR	321	45	7.1	18	2	9.0	303	43	7.0
49	Smith-Njigba	SEA	WR	319	37	8.6	0	0	---	319	37	8.6
50	Singletary	NYG	RB	314	72	4.4	239	61	3.9	75	11	6.8

2024 NATIONAL FOOTBALL LEAGUE

NFC LEADERS IN FIRST DOWNS

RANK	PLAYER	TEAM	POS	TOTAL	RUSH	REC
1	Conner	ARI	RB	38	34	4
2	Kamara	NO	RB	37	29	8
3t	Mason	SF	RB	36	30	6
3t	K. Williams	LAR	RB	36	34	2
5	Hubbard	CAR	RB	34	28	6
6t	Godwin	TB	WR	33	1	32
6t	Robinson	ATL	RB	33	24	9
8	Gibbs	DET	RB	32	23	9
9	Jacobs	GB	RB	31	25	6
10	Barkley	PHI	RB	30	25	5
11t	A. Jones	MIN	RB	27	19	8
11t	D. London	ATL	WR	27	0	27
11t	Walker	SEA	RB	27	15	12
14	Montgomery	DET	RB	26	23	3
15t	Hurts	PHI	QB	25	25	0
15t	Lockett	SEA	WR	25	0	25
15t	Robinson	WAS	RB	25	24	1
15t	St. Brown	DET	WR	25	0	25
19t	*Daniels	WAS	QB	24	24	0
19t	McLaurin	WAS	WR	24	0	24
19t	*Nabers	NYG	WR	24	1	23
22t	Allgeier	ATL	RB	22	20	2
22t	*Irving	TB	RB	22	17	5
22t	Jefferson	MIN	WR	22	0	22
22t	Mooney	ATL	WR	22	0	22
26t	Dowdle	DAL	RB	21	15	6
26t	Evans	TB	WR	21	0	21
26t	Dio. Johnson	CAR	WR	21	1	20
29	Aiyuk	SF	WR	20	0	20
30t	Kittle	SF	TE	19	0	19
30t	Metcalf	SEA	WR	19	0	19
30t	Reed	GB	WR	19	5	14
30t	Slayton	NYG	WR	19	0	19
30t	Swift	CHI	RB	19	13	6
35t	Doubs	GB	WR	18	0	18
35t	Jennings	SF	WR	18	0	18
35t	Lamb	DAL	WR	18	2	16
35t	White	TB	RB	18	10	8
39t	Olave	NO	WR	17	1	16
39t	Purdy	SF	QB	17	17	0
39t	Smith-Njigba	SEA	WR	17	0	17
39t	*Tracy	NYG	RB	17	13	4
43t	*Harrison	ARI	WR	16	0	16
43t	Robinson	NYG	WR	16	1	15
45t	Atwell	LAR	WR	15	0	15
45t	A. Brown	PHI	WR	15	0	15
45t	Charbonnet	SEA	RB	15	12	3
45t	Jones	NYG	QB	15	15	0
45t	Kmet	CHI	TE	15	0	15
45t	McBride	ARI	TE	15	0	15
45t	Singletary	NYG	RB	15	12	3
45t	D. Smith	PHI	WR	15	0	15

2024 NATIONAL FOOTBALL LEAGUE

NFC PUNTING YARDS LEADERS

RANK	PLAYER	TEAM	POS	PUNTS	YARDS	LONG	AVG	TB	BLK	DWN	OB	RETURNS		IN20	NET AVG
												TOT	YDS		
1	Mann	PHI	P	21	1084	70	51.6	2	1	2	3	11	88	6	43.5
2	Anger	DAL	P	17	859	62	50.5	1	0	1	1	9	129	4	41.8
3	Fox	DET	P	18	903	68	50.2	4	0	3	1	5	16	9	44.8
4	Gillikin	ARI	P	22	1085	63	49.3	1	0	2	2	10	122	8	42.9
5	*T. Taylor	CHI	P	26	1259	66	48.4	2	0	3	4	13	124	10	42.1
6	Dickson	SEA	P	29	1403	62	48.4	4	0	0	4	13	138	10	40.9
7	Whelan	GB	P	24	1153	74	48.0	2	0	1	4	9	60	8	43.9
8	Pinion	ATL	P	17	813	65	47.8	1	0	1	0	10	115	4	39.9
9	Gillan	NYG	P	20	955	67	47.8	2	0	3	3	8	69	9	42.3
10	Evans	LAR	P	20	940	67	47.0	1	0	3	3	8	80	10	42.0
11	R. Wright	MIN	P	23	1067	60	46.4	2	0	3	3	10	60	12	42.0
12	Wishnowsky	SF	P	17	787	58	46.3	0	1	4	0	8	147	9	35.6
13	Hekker	CAR	P	30	1359	65	45.3	2	0	7	2	12	128	9	39.7
14	*Hayball	NO	P	26	1136	58	43.7	1	0	4	3	10	63	14	40.5

2024 NATIONAL FOOTBALL LEAGUE

NFC NET PUNTING YARDS LEADERS

RANK	PLAYER	TEAM	POS	PUNTS	YARDS	LONG	AVG	TB	BLK	DWN	OB	RETURNS		IN20	NET AVG
												TOT	YDS		
1	Fox	DET	P	18	903	68	50.2	4	0	3	1	5	16	9	44.8
2	Whelan	GB	P	24	1153	74	48.0	2	0	1	4	9	60	8	43.9
3	Mann	PHI	P	21	1084	70	51.6	2	1	2	3	11	88	6	43.5
4	Gillikin	ARI	P	22	1085	63	49.3	1	0	2	2	10	122	8	42.9
5	Gillan	NYG	P	20	955	67	47.8	2	0	3	3	8	69	9	42.3
6	*T. Taylor	CHI	P	26	1259	66	48.4	2	0	3	4	13	124	10	42.1
7	R. Wright	MIN	P	23	1067	60	46.4	2	0	3	3	10	60	12	42.0
8	Evans	LAR	P	20	940	67	47.0	1	0	3	3	8	80	10	42.0
9	Anger	DAL	P	17	859	62	50.5	1	0	1	1	9	129	4	41.8
10	Dickson	SEA	P	29	1403	62	48.4	4	0	0	4	13	138	10	40.9
11	*Hayball	NO	P	26	1136	58	43.7	1	0	4	3	10	63	14	40.5
12	Pinion	ATL	P	17	813	65	47.8	1	0	1	0	10	115	4	39.9
13	Hekker	CAR	P	30	1359	65	45.3	2	0	7	2	12	128	9	39.7
14	Wishnowsky	SF	P	17	787	58	46.3	0	1	4	0	8	147	9	35.6

2024 NATIONAL FOOTBALL LEAGUE

2024 NATIONAL FOOTBALL LEAGUE

NFC PUNT RETURN LEADERS

RANK	PLAYER	TEAM	POS	RET	FC	YDS	AVG	LONG	TD
1	Shaheed	NO	WR	9	2	143	15.9	54t	1
2	*DeJean	PHI	CB	9	10	102	11.3	28	0
3	Blackshear	CAR	RB	10	1	94	9.4	16	0
4	*D. Williams	SEA	CB	9	13	83	9.2	23	0
5	Carter	CHI	WR	10	6	91	9.1	20	0
6	Raymond	DET	WR	14	4	125	8.9	17	0
7	Smith-Marsette	NYG	WR	12	6	83	6.9	22	0
8	*Cowing	SF	WR	9	3	54	6.0	11	0
9	Powell	MIN	WR	9	4	51	5.7	10	0

2024 NATIONAL FOOTBALL LEAGUE

NFC KICKOFF RETURN LEADERS

RANK	PLAYER	TEAM	POS	RET	YDS	AVG	LONG	TD
1	Shenault	SEA	WR	12	392	32.7	97t	1
2	Dallas	ARI	RB	12	378	31.5	96t	1
3	Blackshear	CAR	RB	23	589	25.6	43	0
4	Gray	NYG	RB	12	300	25.0	31	0

2024 NATIONAL FOOTBALL LEAGUE

2024 NATIONAL FOOTBALL LEAGUE

NFC INTERCEPTION LEADERS

RANK	PLAYER	TEAM	POS	INT	YARDS	AVG	LONG	TD
1	McKinney	GB	SAF	5	63	12.6	28	0
2t	Branch	DET	SAF	4	48	12.0	47	0
2t	K. Joseph	DET	SAF	4	0	0.0	0	0
4t	Adebo	NO	CB	3	68	22.7	47	0
4t	*McCullough	LAR	DB	3	6	2.0	4t	1
6t	Alexander	GB	CB	2	52	26.0	35t	1
6t	Blankenship	PHI	SAF	2	1	0.5	1	0
6t	Bynum	MIN	SS	2	3	1.5	3	0
6t	Grugier-Hill	MIN	OLB	2	5	2.5	5	0
6t	J. Johnson	CHI	CB	2	11	5.5	9	0
6t	Love	SEA	FS	2	26	13.0	26	0
6t	Mathieu	NO	FS	2	23	11.5	23	0
6t	McCollum	TB	CB	2	4	2.0	4	0
6t	Van Ginkel	MIN	OLB	2	73	36.5	63t	2
6t	Warner	SF	MLB	2	70	35.0	45t	1
16t	Abram	NO	DB	1	30	30.0	30	0
16t	Andersen	ATL	LB	1	47	47.0	47t	1
16t	Bates	ATL	SS	1	0	0.0	0	0
16t	Blackwell	CHI	CB	1	10	10.0	10	0
16t	Bosa	SF	DE	1	30	30.0	30	0
16t	Brisker	CHI	SAF	1	0	0.0	0	0
16t	Bryant	SEA	CB	1	9	9.0	9	0
16t	Byard	CHI	FS	1	0	0.0	0	0
16t	David	TB	OLB	1	7	7.0	7	0
16t	Davis	SF	DT	1	2	2.0	2	0
16t	Diggs	DAL	CB	1	1	1.0	1	0
16t	Durant	LAR	CB	1	0	0.0	0	0
16t	Edmunds	CHI	MLB	1	0	0.0	0	0
16t	Flannigan-Fowles	SF	LB	1	0	0.0	0	0
16t	Forbes	WAS	CB	1	19	19.0	19	0
16t	Fowler	WAS	LB	1	67	67.0	67t	1
16t	Gardeck	ARI	LB	1	10	10.0	10	0
16t	Gilmore	MIN	CB	1	0	0.0	0	0
16t	*Green	SF	CB	1	20	20.0	20	0
16t	Griffin	MIN	CB	1	28	28.0	28	0
16t	Harris	NO	DB	1	7	7.0	7	0
16t	Horn	CAR	CB	1	0	0.0	0	0
16t	Howden	NO	SAF	1	-5	-5.0	-5	0
16t	Izien	TB	DB	1	17	17.0	17	0
16t	M. Jackson	CAR	CB	1	1	1.0	1	0
16t	J. Johnson	LAR	SS	1	0	0.0	0	0
16t	Jordan	NO	DE	1	0	0.0	0	0
16t	Kendricks	DAL	MLB	1	8	8.0	8	0
16t	Lenoir	SF	CB	1	33	33.0	33	0
16t	Metellus	MIN	SAF	1	12	12.0	12	0
16t	*Muasau	NYG	LB	1	1	1.0	1	0
16t	B. Murphy	MIN	CB	1	0	0.0	0	0
16t	Murphy-Bunting	ARI	CB	1	0	0.0	0	0
16t	*Mustapha	SF	SAF	1	1	1.0	1	0
16t	Oruwariye	DAL	CB	1	0	0.0	0	0
16t	Phillips	ATL	CB	1	45	45.0	45	0
16t	*Sainristil	WAS	CB	1	38	38.0	38	0
16t	Saunders	NO	DT	1	37	37.0	37	0
16t	Simmons	ATL	FS	1	0	0.0	0	0
16t	Smith	MIN	FS	1	0	0.0	0	0

2024 NATIONAL FOOTBALL LEAGUE

NFC INTERCEPTION LEADERS

RANK	PLAYER	TEAM	POS	INT	YARDS	AVG	LONG	TD
16t	*Smith	TB	DB	1	0	0.0	0	0
16t	Stevenson	CHI	CB	1	43	43.0	43t	1
16t	Terrell	ATL	CB	1	1	1.0	1	0
16t	White	ARI	OLB	1	0	0.0	0	0
16t	*Williams	GB	SAF	1	1	1.0	1	0
16t	G. Williams	ARI	CB	1	0	0.0	0	0
16t	Wilson	DAL	DB	1	0	0.0	0	0
16t	Er. Wilson	GB	LB	1	0	0.0	0	0
16t	Ma. Wilson	ARI	LB	1	0	0.0	0	0
16t	Woods	CAR	FS	1	33	33.0	33	0
16t	Woolen	SEA	CB	1	4	4.0	4	0

2024 NATIONAL FOOTBALL LEAGUE

NFC SACK LEADERS

RANK	PLAYER	TEAM	POS	SACKS
1	Lawrence	NYG	DT	9.0
2	Hutchinson	DET	DE	7.5
3t	Greenard	MIN	LB	5.0
3t	D. Hall	SEA	LB	5.0
3t	P. Jones	MIN	LB	5.0
3t	Van Ginkel	MIN	OLB	5.0
7	Fowler	WAS	LB	4.5
8t	Bresee	NO	DT	4.0
8t	Burns	NYG	LB	4.0
8t	Dexter	CHI	DT	4.0
8t	Luvu	WAS	LB	4.0
8t	Mafe	SEA	LB	4.0
8t	Ojulari	NYG	LB	4.0
14t	Bosa	SF	DE	3.5
14t	Givens	SF	DT	3.5
14t	Taylor	NO	CB	3.5
17t	Armstrong	WAS	DE	3.0
17t	Carter	PHI	DT	3.0
17t	Collins	SF	DT	3.0
17t	David	TB	OLB	3.0
17t	Floyd	SF	DE	3.0
17t	Gardeck	ARI	LB	3.0
17t	Granderson	NO	DE	3.0
17t	L. Hall	TB	DE	3.0
17t	Jones	SEA	DE	3.0
17t	Lawrence	DAL	DE	3.0
17t	Pinnock	NYG	SS	3.0
17t	Sweat	PHI	LB	3.0
17t	Turner	LAR	DT	3.0
17t	Vea	TB	DT	3.0
17t	Wyatt	GB	DT	3.0
32t	McNeill	DET	DT	2.5
32t	P. Smith	GB	DE	2.5
32t	Sweat	CHI	DE	2.5
32t	L. Williams	SEA	DE	2.5
36t	J. Allen	WAS	DE	2.0
36t	Barnes	ARI	LB	2.0
36t	Baun	PHI	LB	2.0
36t	Davidson	NYG	DT	2.0
36t	Dean	PHI	LB	2.0
36t	Diaby	TB	LB	2.0
36t	Dodson	SEA	LB	2.0
36t	Ferrell	WAS	DE	2.0
36t	Gary	GB	DE	2.0
36t	Golston	DAL	DE	2.0
36t	Harris	CAR	LB-DE	2.0
36t	Hoecht	LAR	LB	2.0
36t	N. Jones	MIA-ARI	DT	2.0
36t	Kendricks	DAL	MLB	2.0
36t	Nelson	TB	LB	2.0
36t	Nixon	GB	DB	2.0
36t	Nowaske	DET	LB	2.0
36t	Okuyinonu	SF	DT	2.0
36t	Pace	MIN	LB	2.0
36t	Phillips	MIN	DT	2.0

2024 NATIONAL FOOTBALL LEAGUE

NFC SACK LEADERS

RANK	PLAYER	TEAM	POS	SACKS
36t	Ja. Reed	SEA	DT	2.0
36t	Robertson-Harris	JAX-SEA	DE-DT	2.0
36t	Rodriguez	DET	LB-FB	2.0
36t	N. Smith	PHI	LB	2.0
36t	Stills	ARI	DT	2.0
36t	D. Taylor	CHI	DE	2.0
36t	Thibodeaux	NYG	LB	2.0
36t	Wagner	WAS	MLB	2.0
36t	Er. Wilson	GB	LB	2.0
36t	Young	LAR	LB	2.0

2024 NATIONAL FOOTBALL LEAGUE

NFC LEADERS IN FUMBLE RECOVERIES

RANK	PLAYER	TEAM	POS	TOTAL	OWN TEAM	OPP TEAM
1	Mason	SF	RB	3	3	0
2t	Collins	SF	DT	2	0	2
2t	Dalton	CAR	QB	2	2	0
2t	*Fiske	LAR	DT	2	0	2
2t	Gay	NO	LB	2	0	2
2t	Gordon	CHI	CB	2	0	2
2t	Jenkins	CHI	OT	2	2	0
2t	Luvu	WAS	LB	2	0	2
2t	Mayfield	TB	QB	2	2	0
2t	McBride	ARI	TE	2	2	0
2t	Melton	GB	WR	2	1	1
2t	Otton	TB	TE	2	2	0
2t	Prescott	DAL	QB	2	2	0
2t	Robinson	ATL	RB	2	2	0
2t	G. Smith	SEA	QB	2	2	0
2t	Tolbert	DAL	WR	2	2	0
2t	Yiadam	SF	CB	2	1	1
18t	Alexander	GB	CB	1	0	1
18t	Allegretti	WAS	OG	1	1	0
18t	*Arnold	DET	CB	1	0	1
18t	Baker	SEA	OLB	1	0	1
18t	Barkley	PHI	RB	1	1	0
18t	Belton	NYG	SAF	1	1	0
18t	Bergeron	ATL	OG	1	1	0
18t	*Bethune	SF	LB	1	0	1
18t	Biadasz	WAS	C	1	1	0
18t	Bosa	SF	DE	1	0	1
18t	Bradford	SEA	OG	1	1	0
18t	K. Brooks	GB	DT	1	0	1
18t	Byard	CHI	FS	1	0	1
18t	Bynum	MIN	SS	1	0	1
18t	*Chatman	NYG	DT	1	0	1
18t	Chinn	WAS	SAF	1	0	1
18t	Clark	GB	NT	1	0	1
18t	Collier	ARI	DE	1	0	1
18t	*Cooper	GB	LB	1	0	1
18t	Curl	LAR	SAF	1	0	1
18t	Darnold	MIN	QB	1	1	0
18t	Davis	DET	CB	1	0	1
18t	Demercado	ARI	RB	1	1	0
18t	Dexter	CHI	DT	1	0	1
18t	Edwards	CHI	LB	1	0	1
18t	Elliss	ATL	LB	1	0	1
18t	Evans	TB	WR	1	1	0
18t	Franks	CAR	TE	1	0	1
18t	Froholdt	ARI	C	1	1	0
18t	Goff	DET	QB	1	1	0
18t	D. Hall	SEA	LB	1	0	1
18t	L. Hall	TB	DE	1	0	1
18t	Hicks	CHI	SAF	1	0	1
18t	Hodge	ATL	WR	1	0	1
18t	Hurts	PHI	QB	1	1	0
18t	Jenkins	SEA	DB	1	0	1
18t	Jewell	CAR	ILB	1	0	1
18t	F. Johnson	PHI	OT	1	1	0

2024 NATIONAL FOOTBALL LEAGUE

NFC LEADERS IN FUMBLE RECOVERIES

RANK	PLAYER	TEAM	POS	TOTAL	OWN TEAM	OPP TEAM
18t	Jones	NYG	QB	1	1	0
18t	J. Jones	ARI	DT	1	0	1
18t	Leverett	NE-ARI	OG	1	1	0
18t	Lewis	DAL	CB	1	0	1
18t	Lock	NYG	QB	1	1	0
18t	Manhertz	NYG	TE	1	1	0
18t	Mariota	WAS	QB	1	1	0
18t	Mathieu	NO	FS	1	0	1
18t	McCollum	TB	CB	1	0	1
18t	McFadden	NYG	LB	1	0	1
18t	McKinney	GB	SAF	1	0	1
18t	*Nubin	NYG	SAF	1	0	1
18t	Ojulari	NYG	LB	1	0	1
18t	Okereke	NYG	ILB	1	0	1
18t	Pace	MIN	LB	1	0	1
18t	Powell	MIN	WR	1	1	0
18t	Pryor	CHI	OT	1	1	0
18t	Ragnow	DET	C	1	1	0
18t	*Rattler	NO	QB	1	1	0
18t	Reynolds	DET	RB	1	1	0
18t	Rodriguez	DET	LB-FB	1	0	1
18t	Russell	TB	ILB	1	0	1
18t	*J. Sanders	CAR	TE	1	1	0
18t	Skule	TB	OT	1	1	0
18t	Stille	TB-ARI	DE	1	0	1
18t	Thomas	NYG	OT	1	1	0
18t	Thompson	ARI	DB	1	0	1
18t	Van Ness	GB	DE	1	0	1
18t	Van Roten	NYG	OG	1	1	0
18t	*Wallace	CAR	LB	1	0	1
18t	Ji. Ward	MIN	LB	1	0	1
18t	*Ca. Williams	CHI	QB	1	1	0
18t	Ma. Wilson	ARI	LB	1	0	1
18t	Mi. Wilson	ARI	WR	1	0	1
18t	Winfield	TB	SAF	1	0	1
18t	Wyatt	GB	DT	1	0	1
18t	Zaccheaus	WAS	WR	1	1	0

2024 NATIONAL FOOTBALL LEAGUE

NFC LEADERS IN RECOVERIES OF FUMBLES BY OWN TEAM

RANK	PLAYER	TEAM	POS	REC	YARDS	AVG	LONG	TD
1	Mason	SF	RB	3	-2	-0.7	0t	0
2t	Dalton	CAR	QB	2	0	0.0	0t	0
2t	Jenkins	CHI	OT	2	0	0.0	0t	0
2t	Mayfield	TB	QB	2	0	0.0	0t	0
2t	McBride	ARI	TE	2	0	0.0	0t	1
2t	Otton	TB	TE	2	0	0.0	0t	0
2t	Prescott	DAL	QB	2	0	0.0	0t	0
2t	Robinson	ATL	RB	2	0	0.0	0t	0
2t	G. Smith	SEA	QB	2	0	0.0	0t	0
2t	Tolbert	DAL	WR	2	0	0.0	0t	0
11t	Allegretti	WAS	OG	1	0	0.0	0t	0
11t	Barkley	PHI	RB	1	0	0.0	0t	0
11t	Belton	NYG	SAF	1	0	0.0	0t	0
11t	Bergeron	ATL	OG	1	0	0.0	0t	0
11t	Biadasz	WAS	C	1	0	0.0	0t	0
11t	Bradford	SEA	OG	1	0	0.0	0t	0
11t	Darnold	MIN	QB	1	0	0.0	0t	0
11t	Demercado	ARI	RB	1	0	0.0	0t	0
11t	Evans	TB	WR	1	0	0.0	0t	0
11t	Froholdt	ARI	C	1	0	0.0	0t	0
11t	Goff	DET	QB	1	0	0.0	0t	0
11t	Hurts	PHI	QB	1	0	0.0	0t	0
11t	F. Johnson	PHI	OT	1	0	0.0	0t	0
11t	Jones	NYG	QB	1	0	0.0	0t	0
11t	Leverett	NE-ARI	OG	1	0	0.0	0t	0
11t	Lock	NYG	QB	1	0	0.0	0t	0
11t	Manhertz	NYG	TE	1	-1	-1.0	-1	0
11t	Mariota	WAS	QB	1	0	0.0	0t	0
11t	Melton	GB	WR	1	0	0.0	0t	0
11t	Powell	MIN	WR	1	7	7.0	7	0
11t	Pryor	CHI	OT	1	0	0.0	0t	0
11t	Ragnow	DET	C	1	0	0.0	0t	0
11t	*Rattler	NO	QB	1	0	0.0	0t	0
11t	Reynolds	DET	RB	1	0	0.0	0t	0
11t	*J. Sanders	CAR	TE	1	2	2.0	2	0
11t	Skule	TB	OT	1	0	0.0	0t	0
11t	Thomas	NYG	OT	1	0	0.0	0t	0
11t	Van Roten	NYG	OG	1	0	0.0	0t	0
11t	*Ca. Williams	CHI	QB	1	0	0.0	0t	0
11t	Yiadam	SF	CB	1	0	0.0	0t	0
11t	Zaccheaus	WAS	WR	1	0	0.0	0t	0

2024 NATIONAL FOOTBALL LEAGUE

NFC LEADERS IN RECOVERIES OF FUMBLES BY OPPOSING TEAM

RANK	PLAYER	TEAM	POS	REC	YARDS	AVG	LONG	TD
1t	Collins	SF	DT	2	0	0.0	0t	0
1t	*Fiske	LAR	DT	2	8	4.0	8	0
1t	Gay	NO	LB	2	4	2.0	4	0
1t	Gordon	CHI	CB	2	0	0.0	0t	0
1t	Luvu	WAS	LB	2	5	2.5	5	0
6t	Alexander	GB	CB	1	0	0.0	0t	0
6t	*Arnold	DET	CB	1	-1	-1.0	-1	0
6t	Baker	SEA	OLB	1	0	0.0	0t	0
6t	*Bethune	SF	LB	1	0	0.0	0t	0
6t	Bosa	SF	DE	1	0	0.0	0t	0
6t	K. Brooks	GB	DT	1	0	0.0	0t	0
6t	Byard	CHI	FS	1	0	0.0	0t	0
6t	Bynum	MIN	SS	1	0	0.0	0t	0
6t	*Chatman	NYG	DT	1	0	0.0	0t	0
6t	Chinn	WAS	SAF	1	0	0.0	0t	0
6t	Clark	GB	NT	1	0	0.0	0t	0
6t	Collier	ARI	DE	1	0	0.0	0t	0
6t	*Cooper	GB	LB	1	4	4.0	4	0
6t	Curl	LAR	SAF	1	33	33.0	33t	1
6t	Davis	DET	CB	1	49	49.0	49	0
6t	Dexter	CHI	DT	1	0	0.0	0t	0
6t	Edwards	CHI	LB	1	0	0.0	0t	0
6t	Elliss	ATL	LB	1	0	0.0	0t	0
6t	Franks	CAR	TE	1	0	0.0	0t	0
6t	D. Hall	SEA	LB	1	36	36.0	36t	1
6t	L. Hall	TB	DE	1	0	0.0	0t	0
6t	Hicks	CHI	SAF	1	19	19.0	19	0
6t	Hodge	ATL	WR	1	0	0.0	0t	1
6t	Jenkins	SEA	DB	1	102	102.0	102t	1
6t	Jewell	CAR	ILB	1	0	0.0	0t	0
6t	J. Jones	ARI	DT	1	0	0.0	0t	0
6t	Lewis	DAL	CB	1	0	0.0	0t	0
6t	Mathieu	NO	FS	1	0	0.0	0t	0
6t	McCollum	TB	CB	1	0	0.0	0t	0
6t	McFadden	NYG	LB	1	0	0.0	0t	0
6t	McKinney	GB	SAF	1	7	7.0	7	0
6t	Melton	GB	WR	1	0	0.0	0t	0
6t	*Nubin	NYG	SAF	1	2	2.0	2	0
6t	Ojulari	NYG	LB	1	0	0.0	0t	0
6t	Okereke	NYG	ILB	1	1	1.0	1	0
6t	Pace	MIN	LB	1	36	36.0	36t	1
6t	Rodriguez	DET	LB-FB	1	0	0.0	0t	0
6t	Russell	TB	ILB	1	0	0.0	0t	0
6t	Stille	TB-ARI	DE	1	0	0.0	0t	0
6t	Thompson	ARI	DB	1	0	0.0	0t	0
6t	Van Ness	GB	DE	1	0	0.0	0t	0
6t	*Wallace	CAR	LB	1	0	0.0	0t	0
6t	Ji. Ward	MIN	LB	1	2	2.0	2	0
6t	Ma. Wilson	ARI	LB	1	0	0.0	0t	0
6t	Mi. Wilson	ARI	WR	1	0	0.0	0t	0
6t	Winfield	TB	SAF	1	58	58.0	58t	1
6t	Wyatt	GB	DT	1	0	0.0	0t	0
6t	Yiadam	SF	CB	1	0	0.0	0t	0

2024 NATIONAL FOOTBALL LEAGUE

NFL LEADING PASSERS

RANK	PLAYER	TEAM	ATT	COMP	COMP%	YDS	YPA	TD	TD%	LONG	INT	INT%	RATING
1	L. Jackson	BAL	198	135	68.2%	1810	9.14	15	7.6%	59	2	1.0%	118.0
2	Goff	DET	174	128	73.6%	1610	9.25	10	5.7%	70t	4	2.3%	111.5
3	Burrow	CIN	226	159	70.4%	1759	7.78	14	6.2%	70t	2	0.9%	110.1
4	Allen	BUF	189	119	63.0%	1483	7.85	12	6.3%	57	0	0.0%	108.4
5	Mayfield	TB	234	165	70.5%	1859	7.94	18	7.7%	55t	7	3.0%	107.1
6	*Daniels	WAS	168	127	75.6%	1410	8.39	6	3.6%	66	2	1.2%	107.0
7	Darnold	MIN	164	109	66.5%	1370	8.35	12	7.3%	97t	5	3.0%	104.0
8	Carr	NO	128	90	70.3%	989	7.73	8	6.3%	70t	4	3.1%	100.7
9	Herbert	LAC	164	107	65.2%	1164	7.10	6	3.7%	41	1	0.6%	95.7
10	Stroud	HOU	229	152	66.4%	1663	7.26	10	4.4%	67t	4	1.7%	94.9
11	K. Murray	ARI	196	130	66.3%	1331	6.79	9	4.6%	60t	3	1.5%	94.6
12	Hurts	PHI	171	116	67.8%	1308	7.65	7	4.1%	67t	4	2.3%	94.4
13	Love	GB	179	110	61.5%	1351	7.55	15	8.4%	70t	8	4.5%	94.1
14	Fields	PIT	160	106	66.3%	1106	6.91	5	3.1%	55t	1	0.6%	93.9
15	Lawrence	JAX	211	131	62.1%	1527	7.24	9	4.3%	85t	3	1.4%	92.3
16	Purdy	SF	216	138	63.9%	1841	8.52	9	4.2%	76t	7	3.2%	91.2
17	Cousins	ATL	242	162	66.9%	1830	7.56	10	4.1%	52	7	2.9%	91.1
18	G. Smith	SEA	279	191	68.5%	1985	7.11	8	2.9%	71t	6	2.2%	89.4
19	*Ca. Williams	CHI	199	130	65.3%	1317	6.62	9	4.5%	47	5	2.5%	88.7
20	Prescott	DAL	224	142	63.4%	1602	7.15	8	3.6%	65t	6	2.7%	85.5
21	Stafford	LAR	198	132	66.7%	1392	7.03	3	1.5%	63	4	2.0%	83.6
22	Mahomes	KC	187	127	67.9%	1389	7.43	6	3.2%	54t	8	4.3%	82.5
23	Rodgers	NYJ	256	158	61.7%	1663	6.50	10	3.9%	57	7	2.7%	82.2
24	Dalton	CAR	160	106	66.3%	989	6.18	7	4.4%	39	6	3.8%	82.0
25	Jones	NYG	240	150	62.5%	1442	6.01	6	2.5%	41	4	1.7%	80.6
26	D. Watson	CLE	216	137	63.4%	1148	5.31	5	2.3%	35	3	1.4%	79.0
27	*Nix	DEN	224	137	61.2%	1246	5.56	5	2.2%	49	5	2.2%	74.4
28	Brissett	NE	135	79	58.5%	696	5.16	2	1.5%	50	1	0.7%	74.2
29	Minshev	LV	174	114	65.5%	1168	6.71	4	2.3%	57t	8	4.6%	73.2
30	Levis	TEN	125	83	66.4%	699	5.59	5	4.0%	40t	7	5.6%	70.7

2024 NATIONAL FOOTBALL LEAGUE

NFL LEADING PASSERS, RANKS

PLAYER	TEAM	ATT	COMP	COMP%	YDS	YPA	TD	TD%	INT	INT%	RATING
L. Jackson	BAL	14t	12	7	5	2	2t	3	5t	6	1
Goff	DET	20t	17	2	9	1	7t	8	11t	16	2
Burrow	CIN	7	4	4	6	8	4	7	5t	5	3
Allen	BUF	17	20	24	12	7	5t	5	1	1	4
Mayfield	TB	5	2	3	2	6	1	2	23t	22	5
*Daniels	WAS	23	18t	1	14	4	21t	20t	5t	7	6
Darnold	MIN	24t	24	12	17	5	5t	4	17t	23	7
Carr	NO	29	28	5	27t	9	15t	6	11t	24	8
Herbert	LAC	24t	25	20	24	18	21t	19	2t	2	9
Stroud	HOU	6	6	14	7t	14	7t	12	11t	12	10
K. Murray	ARI	16	15t	15	19	21	11t	9	8t	10	11
Hurts	PHI	22	21	9	21	10	18t	16	11t	17	12
Love	GB	19	23	28	18	12	2t	1	28t	28	13
Fields	PIT	26t	26t	16t	26	20	25t	23	2t	3	14
Lawrence	JAX	12	14	26	11	15	11t	13	8t	9	15
Purdy	SF	10t	9	21	3	3	11t	14	23t	25	16
Cousins	ATL	3	3	10	4	11	7t	15	23t	21	17
G. Smith	SEA	1	1	6	1	17	15t	24	20t	14	18
*Ca. Williams	CHI	13	15t	19	20	23	11t	10	17t	18	19
Prescott	DAL	8t	8	23	10	16	15t	20t	20t	19	20
Stafford	LAR	14t	13	11	15	19	31t	29	11t	13	21
Mahomes	KC	18	18t	8	16	13	21t	22	28t	27	22
Rodgers	NYJ	2	5	27	7t	24	7t	18	23t	20	23
Dalton	CAR	26t	26t	16t	27t	25	18t	11	20t	26	24
Jones	NYG	4	7	25	13	26	21t	25	11t	11	25
D. Watson	CLE	10t	10t	22	25	29	25t	26	8t	8	26
*Nix	DEN	8t	10t	29	22	28	25t	28	17t	15	27
Brissett	NE	28	30	30	32	30	33t	30	2t	4	28
Minshew	LV	20t	22	18	23	22	30	27	28t	29	29
Levis	TEN	30	29	13	31	27	25t	17	23t	30	30

2024 NATIONAL FOOTBALL LEAGUE

NFL FOURTH-QUARTER PASSING LEADERS

RANK	PLAYER	TEAM	ATT	COMP	COMP%	YDS	YPA	TD	TD%	INT	INT%	RATING
1	Flacco	IND	26	16	61.5%	276	10.62	4	15.4%	0	0.0%	137.2
2	*Daniels	WAS	43	36	83.7%	402	9.35	3	7.0%	0	0.0%	128.9
3	Mayfield	TB	61	45	73.8%	449	7.36	5	8.2%	0	0.0%	121.6
4	Mahomes	KC	25	18	72.0%	266	10.64	1	4.0%	0	0.0%	119.8
5	L. Jackson	BAL	51	32	62.7%	391	7.67	4	7.8%	0	0.0%	112.5
6	Fields	PIT	39	23	59.0%	302	7.74	3	7.7%	0	0.0%	109.1
7	Love	GB	43	27	62.8%	341	7.93	3	7.0%	1	2.3%	101.0
8	Stafford	LAR	54	38	70.4%	435	8.06	2	3.7%	1	1.9%	98.9
9	Burrow	CIN	47	32	68.1%	405	8.62	3	6.4%	2	4.3%	98.3
10	*Ca. Williams	CHI	49	33	67.3%	307	6.27	3	6.1%	1	2.0%	96.2
11	*Nix	DEN	61	42	68.9%	431	7.07	3	4.9%	2	3.3%	91.6
12	Purdy	SF	53	41	77.4%	506	9.55	1	1.9%	3	5.7%	89.0
13	*Maye	NE	34	20	58.8%	241	7.09	2	5.9%	1	2.9%	88.0
14	Hurts	PHI	45	32	71.1%	393	8.73	1	2.2%	2	4.4%	86.6
15	D. Watson	CLE	58	39	67.2%	335	5.78	2	3.4%	1	1.7%	86.5
16	K. Murray	ARI	55	34	61.8%	347	6.31	1	1.8%	0	0.0%	85.9
17	Stroud	HOU	54	38	70.4%	347	6.43	2	3.7%	2	3.7%	84.4
18	Herbert	LAC	30	17	56.7%	169	5.63	1	3.3%	0	0.0%	83.9
19	Allen	BUF	37	19	51.4%	260	7.03	1	2.7%	0	0.0%	83.2
20	G. Smith	SEA	88	57	64.8%	518	5.89	3	3.4%	2	2.3%	82.5
21	Goff	DET	47	30	63.8%	320	6.81	2	4.3%	2	4.3%	80.1
22	Boyle	MIA	20	12	60.0%	132	6.60	0	0.0%	0	0.0%	79.6
23	Darnold	MIN	36	20	55.6%	268	7.44	1	2.8%	1	2.8%	77.1
24	Minschew	LV	53	35	66.0%	378	7.13	2	3.8%	3	5.7%	75.8
25	Carr	NO	33	20	60.6%	217	6.58	2	6.1%	2	6.1%	74.9
26	Brissett	NE	35	19	54.3%	218	6.23	0	0.0%	0	0.0%	73.3
27	Prescott	DAL	60	32	53.3%	359	5.98	4	6.7%	3	5.0%	72.8
28	Lawrence	JAX	54	28	51.9%	292	5.41	2	3.7%	1	1.9%	72.5
29	O'Connell	LV	45	27	60.0%	245	5.44	2	4.4%	2	4.4%	71.1
30	Richardson	IND	32	15	46.9%	268	8.38	2	6.3%	2	6.3%	70.8
31	Young	CAR	32	18	56.3%	152	4.75	0	0.0%	0	0.0%	68.8
32	Rodgers	NYJ	69	41	59.4%	360	5.22	1	1.4%	2	2.9%	66.1
33	Cousins	ATL	69	39	56.5%	384	5.57	2	2.9%	4	5.8%	57.9
34	Jones	NYG	69	35	50.7%	258	3.74	1	1.4%	2	2.9%	52.7
35	*Rattler	NO	27	17	63.0%	116	4.30	0	0.0%	2	7.4%	41.6
36	Dalton	CAR	32	17	53.1%	135	4.22	0	0.0%	2	6.3%	37.9
37	Levis	TEN	41	23	56.1%	159	3.88	0	0.0%	4	9.8%	25.4
38	Rudolph	TEN	15	6	40.0%	51	3.40	0	0.0%	1	6.7%	21.8

2024 NATIONAL FOOTBALL LEAGUE

NFL THIRD-DOWN PASSING LEADERS

RANK	PLAYER	TEAM	ATT	COMP	COMP%	YDS	YPA	TD	TD%	INT	INT%	RATING
1	Goff	DET	40	27	67.5%	359	8.98	5	12.5%	0	0.0%	135.3
2	Burrow	CIN	53	33	62.3%	430	8.11	6	11.3%	1	1.9%	117.6
3	Cousins	ATL	59	42	71.2%	430	7.29	4	6.8%	0	0.0%	114.4
4	L. Jackson	BAL	46	29	63.0%	360	7.83	3	6.5%	0	0.0%	109.0
5	Herbert	LAC	49	33	67.3%	349	7.12	3	6.1%	0	0.0%	108.3
6	*Daniels	WAS	47	32	68.1%	432	9.19	2	4.3%	1	2.1%	102.4
7	Allen	BUF	57	28	49.1%	389	6.82	5	8.8%	0	0.0%	100.7
8	Mayfield	TB	57	38	66.7%	455	7.98	5	8.8%	3	5.3%	98.2
9	Darnold	MIN	50	29	58.0%	345	6.90	4	8.0%	1	2.0%	97.5
10	Fields	PIT	49	29	59.2%	343	7.00	2	4.1%	0	0.0%	94.2
11	Stroud	HOU	68	44	64.7%	557	8.19	2	2.9%	1	1.5%	93.8
12	Prescott	DAL	54	33	61.1%	451	8.35	2	3.7%	1	1.9%	92.4
13	Purdy	SF	56	31	55.4%	363	6.48	5	8.9%	2	3.6%	90.1
14	Jones	NYG	65	41	63.1%	406	6.25	3	4.6%	1	1.5%	89.6
15	K. Murray	ARI	41	23	56.1%	230	5.61	2	4.9%	0	0.0%	88.5
16	Mahomes	KC	47	28	59.6%	322	6.85	2	4.3%	1	2.1%	85.6
17	Lawrence	JAX	57	28	49.1%	284	4.98	4	7.0%	1	1.8%	79.9
18	Love	GB	40	20	50.0%	266	6.65	6	15.0%	3	7.5%	79.8
19	Dalton	CAR	42	27	64.3%	269	6.40	2	4.8%	2	4.8%	78.4
20	Rodgers	NYJ	69	41	59.4%	498	7.22	4	5.8%	4	5.8%	76.8
21	D. Watson	CLE	47	29	61.7%	259	5.51	0	0.0%	0	0.0%	76.5
22	G. Smith	SEA	66	40	60.6%	456	6.91	1	1.5%	3	4.5%	67.5
23	Stafford	LAR	42	24	57.1%	260	6.19	0	0.0%	1	2.4%	65.6
24	*Ca. Williams	CHI	49	28	57.1%	285	5.82	2	4.1%	3	6.1%	62.0
25	*Nix	DEN	66	33	50.0%	317	4.80	2	3.0%	2	3.0%	61.2
26	Hurts	PHI	41	22	53.7%	288	7.02	1	2.4%	3	7.3%	53.7
27	Brissett	NE	46	24	52.2%	188	4.09	0	0.0%	1	2.2%	53.5
28	Minshew	LV	45	24	53.3%	224	4.98	0	0.0%	5	11.1%	27.7

2024 NATIONAL FOOTBALL LEAGUE

NFL LEADING RUSHERS

RANK	PLAYER	TEAM	ATT	YDS	AVG	LONG	TD
1	Henry	BAL	134	873	6.5	87t	8
2	Mason	SF	128	667	5.2	38	3
3	Barkley	PHI	108	658	6.1	65t	5
4	Jacobs	GB	120	540	4.5	34	1
5	Hubbard	CAR	103	537	5.2	38t	3
6	Conner	ARI	109	504	4.6	22	3
7	Robinson	ATL	103	483	4.7	28	4
8t	Dobbins	LAC	95	478	5.0	61	3
8t	Harris	PIT	117	478	4.1	36t	2
10	Gibbs	DET	81	464	5.7	45t	5
11	L. Jackson (QB)	BAL	73	455	6.2	33	2
12	A. Jones	MIN	85	443	5.2	39	2
13	Kamara	NO	111	438	3.9	17	6
14	K. Williams	LAR	116	436	3.8	30	8
15	Bigsby	JAX	67	415	6.2	65t	4
16	Mixon	HOU	77	401	5.2	59	4
17	Pollard	TEN	94	400	4.3	41	3
18	Robinson	WAS	85	396	4.7	40	6
19	Montgomery	DET	84	382	4.5	21	6
20	Stevenson	NE	84	374	4.5	33t	3
21	*Daniels (QB)	WAS	66	372	5.6	46	4
22	*Irving	TB	67	351	5.2	32	3
23	Taylor	IND	72	349	4.8	29t	4
24	Hall	NYJ	95	348	3.7	42	3
25	Cook	BUF	82	341	4.2	49t	5
26	C. Brown	CIN	66	327	5.0	30t	3
27t	K. Murray (QB)	ARI	36	325	9.0	50t	2
27t	Swift	CHI	91	325	3.6	36t	3
29	Allgeier	ATL	56	319	5.7	24	1
30	Walker	SEA	65	303	4.7	28	6
31	Williams	DEN	73	301	4.1	20	2
32	J. Ford	CLE	50	264	5.3	36	1
33	Achane	MIA	71	260	3.7	17	1
34	*Nix (QB)	DEN	47	255	5.4	32	3
35	Mattison	LV	69	250	3.6	24	3
36	Hunt	KC	63	249	4.0	13	3
37	Dowdle	DAL	59	246	4.2	13	0
38	Singleton	NYG	61	239	3.9	43	2
39t	Fields (QB)	PIT	55	231	4.2	18	5
39t	Moss	CIN	69	231	3.3	16	2
39t	*Tracy	NYG	53	231	4.4	27	1
42t	Etienne	JAX	56	230	4.1	22	2
42t	Gibson	NE	51	230	4.5	45	0
44	White	TB	61	227	3.7	56	0
45	Em. Wilson	GB	47	221	4.7	18	0
46	Hurts (QB)	PHI	63	218	3.5	23	4
47	*Davis	BUF	51	213	4.2	22	2
48	Charbonnet	SEA	56	201	3.6	13	3
49	Richardson (QB)	IND	35	197	5.6	22	1
50	Ekeler	WAS	32	188	5.9	50	1

2024 NATIONAL FOOTBALL LEAGUE

NFL THIRD-AND-ONE RUSHING LEADERS

RANK	PLAYER	TEAM	ATT	FD	PCT
1t	K. Williams	LAR	6	6	100.0%
1t	*Daniels (QB)	WAS	4	4	100.0%
1t	Jones (QB)	NYG	4	4	100.0%
1t	Levis (QB)	TEN	4	4	100.0%
1t	*Allen	NYJ	3	3	100.0%
1t	Burrow (QB)	CIN	3	3	100.0%
1t	Darnold (QB)	MIN	3	3	100.0%
1t	Fields (QB)	PIT	3	3	100.0%
1t	Hill	BAL	3	3	100.0%
1t	L. Jackson (QB)	BAL	3	3	100.0%
1t	Achane	MIA	2	2	100.0%
1t	Charbonnet	SEA	2	2	100.0%
1t	Demercado	ARI	2	2	100.0%
1t	Dowdle	DAL	2	2	100.0%
1t	Elliott	DAL	2	2	100.0%
1t	Gibbs	DET	2	2	100.0%
1t	Huntley (QB)	BAL-MIA	2	2	100.0%
1t	*Irving	TB	2	2	100.0%
1t	Lawrence (QB)	JAX	2	2	100.0%
1t	Luepke	DAL	2	2	100.0%
1t	Robinson	ATL	2	2	100.0%
1t	Williams	NO	2	2	100.0%
23t	Dobbins	LAC	6	5	83.3%
23t	Henry	BAL	6	5	83.3%
23t	Robinson	WAS	6	5	83.3%
26	Kamara	NO	5	4	80.0%
27t	A. Jones	MIN	4	3	75.0%
27t	Moss	CIN	4	3	75.0%
27t	*Nix (QB)	DEN	4	3	75.0%
27t	*Steele	KC	4	3	75.0%
31	Hurts (QB)	PHI	10	7	70.0%
32t	Hall	NYJ	6	4	66.7%
32t	Montgomery	DET	6	4	66.7%
32t	Conner	ARI	3	2	66.7%
32t	Haskins	LAC	3	2	66.7%
32t	Hubbard	CAR	3	2	66.7%
32t	Jacobs	GB	3	2	66.7%
38	Taylor	IND	5	3	60.0%
39t	Ingold	MIA	6	3	50.0%
39t	Sermon	IND	4	2	50.0%
39t	*Tracy	NYG	4	2	50.0%

2024 NATIONAL FOOTBALL LEAGUE

NFL LEADERS IN RECEPTIONS

RANK	PLAYER	TEAM	REC	YDS	AVG	LONG	TD
1	Godwin	TB	50	576	11.5	55t	5
2	*Bowers (TE)	LV	47	477	10.1	57t	1
3	Wilson	NYJ	46	460	10.0	27	3
4	D. London	ATL	44	491	11.2	31	5
5	Robinson	NYG	43	303	7.0	20	2
6	Diggs	HOU	42	415	9.9	28	3
7t	Chase	CIN	39	620	15.9	70t	6
7t	*Nabers	NYG	39	427	10.9	39	3
7t	St. Brown	DET	39	401	10.3	35t	4
10	Smith-Njigba	SEA	37	319	8.6	24	1
11t	Metcalf	SEA	35	568	16.2	71t	3
11t	McLaurin	WAS	35	454	13.0	66	4
13t	Flowers	BAL	34	412	12.1	44	1
13t	Kittle (TE)	SF	34	375	11.0	41	5
13t	Kamara (RB)	NO	34	252	7.4	57t	1
16t	Jefferson	MIN	33	531	16.1	97t	5
16t	McBride (TE)	ARI	33	322	9.8	27	0
18t	Collins	HOU	32	567	17.7	67t	3
18t	Lamb	DAL	32	467	14.6	65t	2
18t	Mooney	ATL	32	414	12.9	41t	3
18t	Hall (RB)	NYJ	32	307	9.6	57	1
22t	Pickens	PIT	31	474	15.3	44	1
22t	D. Moore	CHI	31	314	10.1	44	3
24t	*B. Thomas	JAX	30	513	17.1	85t	4
24t	Lazard	NYJ	30	412	13.7	52t	5
24t	Lockett	SEA	30	384	12.8	37	1
24t	Dio. Johnson	CAR	30	357	11.9	39	3
28t	Reed	GB	29	452	15.6	70t	3
28t	Higgins	CIN	29	341	11.8	25t	3
30t	Pittman	IND	28	336	12.0	33	2
30t	Cooper	CLE-BUF	28	316	11.3	27	3
30t	Kelce (TE)	KC	28	245	8.8	38	0
30t	Downs	IND	28	242	8.6	25	2
34t	Shakir	BUF	27	314	11.6	52	2
34t	Henry (TE)	NE	27	313	11.6	35	1
34t	Otton (TE)	TB	27	263	9.7	28	1
37t	Evans	TB	26	335	12.9	25t	6
37t	Kmet (TE)	CHI	26	289	11.1	31t	3
37t	McCloud	ATL	26	268	10.3	22	0
37t	Douglas	NE	26	259	10.0	35t	1
41t	Jennings	SF	25	404	16.2	45	3
41t	Aiyuk	SF	25	374	15.0	53	0
41t	Pitts (TE)	ATL	25	328	13.1	52	1
41t	Kirk	JAX	25	320	12.8	61	1
41t	Slayton	NYG	25	312	12.5	41	1
41t	D. Smith	PHI	25	301	12.0	45t	2
41t	Meyers	LV	25	273	10.9	33	1
41t	Ertz (TE)	WAS	25	268	10.7	24	1
41t	Ferguson (TE)	DAL	25	240	9.6	27	0
50t	Goedert (TE)	PHI	24	301	12.5	61	0
50t	T. Hill	MIA	24	294	12.3	80t	1
50t	Tolbert	DAL	24	290	12.1	48	2
50t	Rice	KC	24	288	12.0	44t	2
50t	Kincaid (TE)	BUF	24	269	11.2	28	1
50t	*McConkey	LAC	24	265	11.0	37	2

2024 NATIONAL FOOTBALL LEAGUE

NFL LEADERS IN RECEPTIONS

RANK	PLAYER	TEAM	REC	YDS	AVG	LONG	TD
50t	N. Fant (TE)	SEA	24	263	11.0	28	0
50t	Freiermuth (TE)	PIT	24	245	10.2	30	2
50t	Robinson (RB)	ATL	24	201	8.4	26	0

2024 NATIONAL FOOTBALL LEAGUE

NFL RECEIVING YARDAGE LEADERS

RANK	PLAYER	TEAM	YDS	REC	AVG	LONG	TD
1	Chase	CIN	620	39	15.9	70t	6
2	Godwin	TB	576	50	11.5	55t	5
3	Metcalf	SEA	568	35	16.2	71t	3
4	Collins	HOU	567	32	17.7	67t	3
5	Jefferson	MIN	531	33	16.1	97t	5
6	*B. Thomas	JAX	513	30	17.1	85t	4
7	D. London	ATL	491	44	11.2	31	5
8	*Bowers (TE)	LV	477	47	10.1	57t	1
9	Pickens	PIT	474	31	15.3	44	1
10	Lamb	DAL	467	32	14.6	65t	2
11	Wilson	NYJ	460	46	10.0	27	3
12	McLaurin	WAS	454	35	13.0	66	4
13	Reed	GB	452	29	15.6	70t	3
14	*Nabers	NYG	427	39	10.9	39	3
15	Diggs	HOU	415	42	9.9	28	3
16	Mooney	ATL	414	32	12.9	41t	3
17t	Flowers	BAL	412	34	12.1	44	1
17t	Lazard	NYJ	412	30	13.7	52t	5
19	Jennings	SF	404	25	16.2	45	3
20	St. Brown	DET	401	39	10.3	35t	4
21	Bateman	BAL	394	21	18.8	59	3
22	Lockett	SEA	384	30	12.8	37	1
23	Pierce	IND	383	15	25.5	65t	3
24	Kittle (TE)	SF	375	34	11.0	41	5
25	Aiyuk	SF	374	25	15.0	53	0
26	J. Williams	DET	361	17	21.2	70t	3
27	Dio. Johnson	CAR	357	30	11.9	39	3
28	Shaheed	NO	349	20	17.4	70t	3
29	Higgins	CIN	341	29	11.8	25t	3
30	Pittman	IND	336	28	12.0	33	2
31t	Evans	TB	335	26	12.9	25t	6
31t	Samuel	SF	335	20	16.8	76t	1
33	Atwell	LAR	332	23	14.4	50	0
34	Pitts (TE)	ATL	328	25	13.1	52	1
35	*Coleman	BUF	326	16	20.4	57	2
36	A. Brown	PHI	324	16	20.3	67t	3
37	McBride (TE)	ARI	322	33	9.8	27	0
38	Kirk	JAX	320	25	12.8	61	1
39	Smith-Njigba	SEA	319	37	8.6	24	1
40	Cooper	CLE-BUF	316	28	11.3	27	3
41t	D. Moore	CHI	314	31	10.1	44	3
41t	Shakir	BUF	314	27	11.6	52	2
43	Henry (TE)	NE	313	27	11.6	35	1
44t	Doubs	GB	312	23	13.6	39	2
44t	Slayton	NYG	312	25	12.5	41	1
46	Hall (RB)	NYJ	307	32	9.6	57	1
47	Robinson	NYG	303	43	7.0	20	2
48t	Goedert (TE)	PHI	301	24	12.5	61	0
48t	D. Smith	PHI	301	25	12.0	45t	2
50	*Harrison	ARI	300	20	15.0	60t	4

2024 NATIONAL FOOTBALL LEAGUE

NFL THIRD-DOWN RECEIVING LEADERS

RANK	PLAYER	TEAM	REC	YDS	AVG	LONG	TD
1t	Godwin	TB	16	197	12.3	24	0
1t	Robinson	NYG	16	115	7.2	15	1
3t	*Nabers	NYG	13	193	14.8	39	2
3t	Pickens	PIT	13	183	14.1	37	0
5	Diggs	HOU	12	121	10.1	21	1
6t	Collins	HOU	11	170	15.5	34	1
6t	Kittle (TE)	SF	11	148	13.5	41	3
6t	Wilson	NYJ	11	122	11.1	26	1
6t	D. London	ATL	11	117	10.6	18	3
10	Smith-Njigba	SEA	10	115	11.5	24	0
11t	McLaurin	WAS	9	160	17.8	66	2
11t	Lazard	NYJ	9	150	16.7	36t	2
11t	Higgins	CIN	9	113	12.6	25t	3
11t	Henry (TE)	NE	9	109	12.1	32	0
11t	Mooney	ATL	9	100	11.1	24t	1
11t	St. Brown	DET	9	100	11.1	18	2
11t	Douglas	NE	9	96	10.7	35t	1
11t	Moore	CLE	9	85	9.4	22	0
19t	Shakir	BUF	8	160	20.0	52	1
19t	Ogunbowale (RB)	HOU	8	115	14.4	31	0
19t	Kelce (TE)	KC	8	108	13.5	38	0
19t	Jefferson	MIN	8	107	13.4	25t	2
19t	Kirk	JAX	8	106	13.3	30	1
19t	Hill (RB)	BAL	8	96	12.0	18	0
19t	*Bowers (TE)	LV	8	92	11.5	27	0
19t	*McConkey	LAC	8	90	11.3	18	1
19t	Jennings	SF	8	86	10.8	31t	2
19t	Downs	IND	8	81	10.1	25	1
19t	Parkinson (TE)	LAR	8	74	9.3	15	0
19t	Kmet (TE)	CHI	8	70	8.8	25	0
19t	Tucker	LV	8	67	8.4	14	0
19t	Slayton	NYG	8	59	7.4	10	0
33t	Doubs	GB	7	125	17.9	39	2
33t	Chase	CIN	7	124	17.7	63t	1
33t	Sutton	DEN	7	122	17.4	29	1
33t	Reed	GB	7	120	17.1	70t	2
33t	Metcalfe	SEA	7	108	15.4	31t	1
33t	Conklin (TE)	NYJ	7	95	13.6	25	1
33t	Olave	NO	7	86	12.3	16	0
33t	Dell	HOU	7	77	11.0	19	0
33t	Johnston	LAC	7	76	10.9	29t	2
33t	Dortch	ARI	7	66	9.4	14	0
33t	Cooper	CLE-BUF	7	63	9.0	13	0
44t	Goedert (TE)	PHI	6	150	25.0	61	0
44t	Dio. Johnson	CAR	6	117	19.5	39	2
44t	Kincaid (TE)	BUF	6	88	14.7	28	1
44t	Lockett	SEA	6	86	14.3	37	0
44t	Aiyuk	SF	6	83	13.8	17	0
44t	McCloud	ATL	6	78	13.0	22	0
44t	Waddle	MIA	6	78	13.0	21	0
44t	Zaccheaus	WAS	6	73	12.2	27	0
44t	Freiermuth (TE)	PIT	6	71	11.8	21	1
44t	Ertz (TE)	WAS	6	69	11.5	21	0
44t	Boyd	TEN	6	68	11.3	20	0
44t	*B. Thomas	JAX	6	64	10.7	19	2

2024 NATIONAL FOOTBALL LEAGUE

NFL THIRD-DOWN RECEIVING LEADERS

RANK	PLAYER	TEAM	REC	YDS	AVG	LONG	TD
44t	Palmer	LAC	6	63	10.5	24	0
44t	Cooks	DAL	6	62	10.3	21t	1
44t	J. Smith (TE)	MIA	6	60	10.0	13	1
44t	White (RB)	TB	6	59	9.8	22	0
44t	Wicks	GB	6	59	9.8	14t	2
44t	*J. Sanders (TE)	CAR	6	57	9.5	29	0
44t	Ferguson (TE)	DAL	6	54	9.0	24	0
44t	Otton (TE)	TB	6	54	9.0	15	1
44t	Pitts (TE)	ATL	6	49	8.2	11	0
44t	Williams (RB)	DEN	6	44	7.3	14	0
44t	Charbonnet (RB)	SEA	6	43	7.2	16	0
44t	Hall (RB)	NYJ	6	37	6.2	9	0
44t	Mundt (TE)	MIN	6	35	5.8	11	1
44t	Mi. Wilson	ARI	6	34	5.7	10	1
44t	M. Sanders (RB)	CAR	6	32	5.3	12	0

2024 NATIONAL FOOTBALL LEAGUE

NFL LEADING SCORERS (NON-KICKING)

RANK	PLAYER	TEAM	POS	TOUCHDOWNS				X2	PTS
				TOTAL	RUSH	REC	RET		
1	Henry	BAL	RB	10	8	2	0	0	60
2	K. Williams	LAR	RB	9	8	1	0	0	54
3t	Kamara	NO	RB	7	6	1	0	0	42
3t	Walker	SEA	RB	7	6	1	0	0	42
5	Barkley	PHI	RB	6	5	1	0	2	40
6t	Chase	CIN	WR	6	0	6	0	0	36
6t	Cook	BUF	RB	6	5	1	0	0	36
6t	Evans	TB	WR	6	0	6	0	0	36
6t	Gibbs	DET	RB	6	5	1	0	0	36
6t	Montgomery	DET	RB	6	6	0	0	0	36
6t	Robinson	WAS	RB	6	6	0	0	0	36
12t	Fields	PIT	QB	5	5	0	0	0	30
12t	Godwin	TB	WR	5	0	5	0	0	30
12t	Jefferson	MIN	WR	5	0	5	0	0	30
12t	Kittle	SF	TE	5	0	5	0	0	30
12t	Lazard	NYJ	WR	5	0	5	0	0	30
12t	D. London	ATL	WR	5	0	5	0	0	30
12t	Mixon	HOU	RB	5	4	1	0	0	30
19t	C. Brown	CIN	RB	4	3	1	0	1	26
19t	Kraft	GB	TE	4	0	4	0	1	26
19t	Mattison	LV	RB	4	3	1	0	1	26
19t	*B. Thomas	JAX	WR	4	0	4	0	1	26
23t	Bigsby	JAX	RB	4	4	0	0	0	24
23t	Charbonnet	SEA	RB	4	3	1	0	0	24
23t	*Daniels	WAS	QB	4	4	0	0	0	24
23t	Diggs	HOU	WR	4	1	3	0	0	24
23t	Hall	NYJ	RB	4	3	1	0	0	24
23t	*Harrison	ARI	WR	4	0	4	0	0	24
23t	Hubbard	CAR	RB	4	3	1	0	0	24
23t	Hurts	PHI	QB	4	4	0	0	0	24
23t	McLaurin	WAS	WR	4	0	4	0	0	24
23t	Reed	GB	WR	4	1	3	0	0	24
23t	Robinson	ATL	RB	4	4	0	0	0	24
23t	Shaheed	NO	WR	4	0	3	1	0	24
23t	St. Brown	DET	WR	4	0	4	0	0	24
23t	Taylor	IND	RB	4	4	0	0	0	24
23t	Wicks	GB	WR	4	0	4	0	0	24
23t	*Worthy	KC	WR	4	2	2	0	0	24
39	Conner	ARI	RB	3	3	0	0	2	22
40t	Swift	CHI	RB	3	3	0	0	1	20
40t	Wilson	NYJ	WR	3	0	3	0	1	20
42t	Allen	BUF	QB	3	3	0	0	0	18
42t	Andrews	BAL	TE	3	0	3	0	0	18
42t	Bateman	BAL	WR	3	0	3	0	0	18
42t	A. Brown	PHI	WR	3	0	3	0	0	18
42t	Collins	HOU	WR	3	0	3	0	0	18

2024 NATIONAL FOOTBALL LEAGUE

NFL LEADING SCORERS (NON-KICKING)

RANK	PLAYER	TEAM	POS	TOUCHDOWNS				X2	PTS
				TOTAL	RUSH	REC	RET		
42t	Cooper	CLE-BUF	WR	3	0	3	0	0	18
42t	Dobbins	LAC	RB	3	3	0	0	0	18
42t	Higgins	CIN	WR	3	0	3	0	0	18
42t	Hunt	KC	RB	3	3	0	0	0	18
42t	Iosivas	CIN	WR	3	0	3	0	0	18
42t	*Irving	TB	RB	3	3	0	0	0	18
42t	Jennings	SF	WR	3	0	3	0	0	18
42t	Dio. Johnson	CAR	WR	3	0	3	0	0	18
42t	R. Johnson	CHI	RB	3	3	0	0	0	18
42t	Ty Johnson	BUF	RB	3	1	2	0	0	18
42t	Johnston	LAC	WR	3	0	3	0	0	18
42t	A. Jones	MIN	RB	3	2	1	0	0	18
42t	Kmet	CHI	TE	3	0	3	0	0	18
42t	Likely	BAL	TE	3	0	3	0	0	18
42t	Mason	SF	RB	3	3	0	0	0	18
42t	McNichols	WAS	RB	3	3	0	0	0	18
42t	Metcalf	SEA	WR	3	0	3	0	0	18
42t	Mooney	ATL	WR	3	0	3	0	0	18
42t	D. Moore	CHI	WR	3	0	3	0	0	18
42t	Moss	CIN	RB	3	2	1	0	0	18
42t	*Nabers	NYG	WR	3	0	3	0	0	18
42t	Nailor	MIN	WR	3	0	3	0	0	18
42t	*Nix	DEN	QB	3	3	0	0	0	18
42t	Pierce	IND	WR	3	0	3	0	0	18
42t	Pollard	TEN	RB	3	3	0	0	0	18
42t	Stevenson	NE	RB	3	3	0	0	0	18
42t	J. Williams	DET	WR	3	0	3	0	0	18

2024 NATIONAL FOOTBALL LEAGUE

NFL LEADING SCORERS (KICKING)

RANK	PLAYER	TEAM	PAT	FG	FG%	LONG	PTS
1	Seibert	WAS	19/19	19/20	95.0%	55	76
2	Boswell	PIT	14/14	19/20	95.0%	57	71
3t	Fairbairn	HOU	15/15	16/18	88.9%	59	63
3t	Lutz	DEN	12/12	17/18	94.4%	52	63
5	Tucker	BAL	26/26	12/15	80.0%	56	62
6	Aubrey	DAL	9/9	17/19	89.5%	65	60
7	Koo	ATL	14/14	15/18	83.3%	58	59
8	McLaughlin	TB	21/22	12/13	92.3%	56	57
9	Bass	BUF	22/24	11/14	78.6%	50	55
10	*Reichard	MIN	18/18	12/12	100.0%	58	54
11t	Dicker	LAC	7/8	15/16	93.8%	59	52
11t	Myers	SEA	19/19	11/14	78.6%	59	52
11t	*Narveson	GB	16/16	12/17	70.6%	47	52
14t	Grupe	NO	18/20	11/11	100.0%	57	51
14t	Moody	SF	12/12	13/14	92.9%	53	51
16t	Bates	DET	20/21	10/10	100.0%	48	50
16t	Butker	KC	14/15	12/14	85.7%	53	50
18t	Carlson	LV	9/9	13/15	86.7%	53	48
18t	McPherson	CIN	18/19	10/13	76.9%	56	48
20	*C. Little	JAX	14/14	11/12	91.7%	53	47
21	Gay	IND	14/14	10/12	83.3%	52	44
22	Slye	NE	9/9	10/12	83.3%	63	39
23t	Folk	TEN	11/11	9/9	100.0%	53	38
23t	Pineiro	CAR	11/11	9/10	90.0%	48	38
23t	Santos	CHI	14/15	8/10	80.0%	54	38
26	Hopkins	CLE	7/9	10/13	76.9%	56	37
27t	*Karty	LAR	9/11	9/11	81.8%	52	36
27t	Zuerlein	NYJ	12/12	8/13	61.5%	40	36
29	Sanders	MIA	4/4	10/14	71.4%	56	34
30	Joseph	DET-NYG	6/6	9/12	75.0%	52	33
31	Elliott	PHI	14/14	6/8	75.0%	49	32
32	Prater	ARI	10/10	6/6	100.0%	57	28
33	Ryland	ARI	4/4	6/7	85.7%	42	22
34	Wright	SF	3/3	3/3	100.0%	41	12
35t	Carlson	SF	0/1	2/2	100.0%	55	6
35t	Gano	NYG	0/0	2/2	100.0%	50	6
35t	McManus	GB	3/3	1/1	100.0%	45	6
38t	*Shrader	IND	3/3	0/0	---	---	3
38t	Wishnowsky	SF	0/0	1/1	100.0%	26	3
40	York	WAS	2/2	0/2	0.0%	---	2
41	Gillan	NYG	0/1	0/0	---	---	0

2024 NATIONAL FOOTBALL LEAGUE

2024 NATIONAL FOOTBALL LEAGUE

NFL TOUCHBACKS ON KICKOFFS

RANK	PLAYER	TEAM	TB
1	Tucker	BAL	37
2	Bass	BUF	33
3t	McPherson	CIN	31
3t	Reichard	MIN	31
5	Bates	DET	29
6t	Evans	LAR	28
6t	C. Little	JAX	28
8	Boswell	PIT	27
9	Gay	IND	26
10	Butker	KC	25
11	Zuerlein	NYJ	24
12t	Mann	PHI	23
12t	Moody	SF	23
12t	Myers	SEA	23
15	Dicker	LAC	21
16	Lutz	DEN	20
17	Slye	NE	19
18t	Camarda	TB	18
18t	Folk	TEN	18
20t	Fairbairn	HOU	17
20t	Joseph	DET-NYG	17
20t	Narveson	GB	17
20t	Prater	ARI	17
24t	Aubrey	DAL	16
24t	Carlson	LV	16
24t	Gill	TB	16
24t	Santos	CHI	16
28	Hopkins	CLE	15
29	Pinion	ATL	14
30	Sanders	MIA	12
31t	Pineiro	CAR	11
31t	Seibert	WAS	11
33	Ryland	ARI	10
34	Grupe	NO	8
35t	Koo	ATL	5
35t	Shrader	IND	5
37t	Gano	NYG	3
37t	McManus	GB	3
39	Gillan	NYG	2
40t	Carlson	SF	1
40t	Elliott	PHI	1
40t	Wright	SF	1
40t	York	WAS	1

2024 NATIONAL FOOTBALL LEAGUE

NFL MOST YARDS FROM SCRIMMAGE

RANK	PLAYER	TEAM	POS	TOTAL			RUSHING			RECEIVING		
				YDS	PLAYS	AVG	YDS	ATT	AVG	YDS	ATT	AVG
1	Henry	BAL	RB	935	141	6.6	873	134	6.5	62	7	8.9
2	Barkley	PHI	RB	761	124	6.1	658	108	6.1	103	16	6.4
3	Mason	SF	RB	753	138	5.5	667	128	5.2	86	10	8.6
4	Kamara	NO	RB	690	145	4.8	438	111	3.9	252	34	7.4
5	Robinson	ATL	RB	684	127	5.4	483	103	4.7	201	24	8.4
6	Jacobs	GB	RB	657	136	4.8	540	120	4.5	117	16	7.3
7	Hall	NYJ	RB	655	127	5.2	348	95	3.7	307	32	9.6
8	Conner	ARI	RB	643	123	5.2	504	109	4.6	139	14	9.9
9	A. Jones	MIN	RB	633	105	6.0	443	85	5.2	190	20	9.5
10	Chase	CIN	WR	631	40	15.8	11	1	11.0	620	39	15.9
11	Hubbard	CAR	RB	630	125	5.0	537	103	5.2	93	22	4.2
12	Harris	PIT	RB	613	131	4.7	478	117	4.1	135	14	9.6
13	Gibbs	DET	RB	612	99	6.2	464	81	5.7	148	18	8.2
14	Godwin	TB	WR	578	51	11.3	2	1	2.0	576	50	11.5
15	Metcalf	SEA	WR	568	35	16.2	0	0	---	568	35	16.2
16	Collins	HOU	WR	567	32	17.7	0	0	---	567	32	17.7
17	Reed	GB	WR	562	39	14.4	110	10	11.0	452	29	15.6
18	Dobbins	LAC	RB	554	110	5.0	478	95	5.0	76	15	5.1
19	Jefferson	MIN	WR	534	34	15.7	3	1	3.0	531	33	16.1
20	*B. Thomas	JAX	WR	528	33	16.0	15	3	5.0	513	30	17.1
21	Swift	CHI	RB	518	110	4.7	325	91	3.6	193	19	10.2
22	Montgomery	DET	RB	515	97	5.3	382	84	4.5	133	13	10.2
23	K. Williams	LAR	RB	507	130	3.9	436	116	3.8	71	14	5.1
24	Lamb	DAL	WR	504	40	12.6	37	8	4.6	467	32	14.6
25	D. London	ATL	WR	491	44	11.2	0	0	---	491	44	11.2
26	*Bowers	LV	TE	489	48	10.2	12	1	12.0	477	47	10.1
27	Pollard	TEN	RB	486	112	4.3	400	94	4.3	86	18	4.8
28	Mixon	HOU	RB	484	87	5.6	401	77	5.2	83	10	8.3
29	*Irving	TB	RB	475	80	5.9	351	67	5.2	124	13	9.5
30	Williams	DEN	RB	467	96	4.9	301	73	4.1	166	23	7.2
31	Wilson	NYJ	WR	465	47	9.9	5	1	5.0	460	46	10.0
32t	Cook	BUF	RB	464	93	5.0	341	82	4.2	123	11	11.2
32t	Pickens	PIT	WR	464	32	14.5	-10	1	-10.0	474	31	15.3
32t	Robinson	WAS	RB	464	93	5.0	396	85	4.7	68	8	8.5
35	Walker	SEA	RB	463	88	5.3	303	65	4.7	160	23	7.0
36	Flowers	BAL	WR	459	40	11.5	47	6	7.8	412	34	12.1
37	McLaurin	WAS	WR	456	37	12.3	2	2	1.0	454	35	13.0
38	L. Jackson	BAL	QB	455	73	6.2	455	73	6.2	0	0	---
39	Achane	MIA	RB	454	94	4.8	260	71	3.7	194	23	8.4
40	Bigsby	JAX	RB	443	68	6.5	415	67	6.2	28	1	28.0
41t	Diggs	HOU	WR	427	44	9.7	12	2	6.0	415	42	9.9
41t	*Nabers	NYG	WR	427	42	10.2	0	3	0.0	427	39	10.9
43	Taylor	IND	RB	426	78	5.5	349	72	4.8	77	6	12.8
44	White	TB	RB	425	84	5.1	227	61	3.7	198	23	8.6
45	Stevenson	NE	RB	418	99	4.2	374	84	4.5	44	15	2.9
46	Mattison	LV	RB	416	86	4.8	250	69	3.6	166	17	9.8
47	Mooney	ATL	WR	414	32	12.9	0	0	---	414	32	12.9
48	Lazard	NYJ	WR	412	30	13.7	0	0	---	412	30	13.7
49	Jennings	SF	WR	404	25	16.2	0	0	---	404	25	16.2
50	St. Brown	DET	WR	401	39	10.3	0	0	---	401	39	10.3

2024 NATIONAL FOOTBALL LEAGUE

NFL LEADERS IN FIRST DOWNS

RANK	PLAYER	TEAM	POS	TOTAL	RUSH	REC
1	Henry	BAL	RB	42	38	4
2	Conner	ARI	RB	38	34	4
3	Kamara	NO	RB	37	29	8
4t	Mason	SF	RB	36	30	6
4t	K. Williams	LAR	RB	36	34	2
6	Hubbard	CAR	RB	34	28	6
7t	Godwin	TB	WR	33	1	32
7t	Robinson	ATL	RB	33	24	9
9	Gibbs	DET	RB	32	23	9
10	Jacobs	GB	RB	31	25	6
11	Barkley	PHI	RB	30	25	5
12t	Diggs	HOU	WR	28	1	27
12t	Wilson	NYJ	WR	28	1	27
14t	Collins	HOU	WR	27	0	27
14t	Harris	PIT	RB	27	22	5
14t	A. Jones	MIN	RB	27	19	8
14t	D. London	ATL	WR	27	0	27
14t	Walker	SEA	RB	27	15	12
19t	Chase	CIN	WR	26	1	25
19t	Dobbins	LAC	RB	26	23	3
19t	Hall	NYJ	RB	26	17	9
19t	Montgomery	DET	RB	26	23	3
23t	Hurts	PHI	QB	25	25	0
23t	Lockett	SEA	WR	25	0	25
23t	Robinson	WAS	RB	25	24	1
23t	St. Brown	DET	WR	25	0	25
27t	*Bowers	LV	TE	24	1	23
27t	*Daniels	WAS	QB	24	24	0
27t	Mattison	LV	RB	24	16	8
27t	McLaurin	WAS	WR	24	0	24
27t	Mixon	HOU	RB	24	19	5
27t	*Nabers	NYG	WR	24	1	23
27t	Taylor	IND	RB	24	20	4
27t	Williams	DEN	RB	24	19	5
35t	Cook	BUF	RB	23	17	6
35t	L. Jackson	BAL	QB	23	23	0
35t	Lazard	NYJ	WR	23	0	23
38t	Allgeier	ATL	RB	22	20	2
38t	Flowers	BAL	WR	22	1	21
38t	*Irving	TB	RB	22	17	5
38t	Jefferson	MIN	WR	22	0	22
38t	Mooney	ATL	WR	22	0	22
38t	Moss	CIN	RB	22	13	9
38t	*Nix	DEN	QB	22	22	0
38t	*B. Thomas	JAX	WR	22	1	21
46t	Dowdle	DAL	RB	21	15	6
46t	Evans	TB	WR	21	0	21
46t	Higgins	CIN	WR	21	0	21
46t	Dio. Johnson	CAR	WR	21	1	20
46t	Pollard	TEN	RB	21	18	3

2024 NATIONAL FOOTBALL LEAGUE

NFL PUNTING YARDS LEADERS

RANK	PLAYER	TEAM	POS	PUNTS	YARDS	LONG	AVG	TB	BLK	DWN	OB	RETURNS		IN20	NET AVG
												TOT	YDS		
1	Araiza	KC	P	16	836	67	52.3	3	0	3	0	6	45	8	45.7
2	Cole	LV	P	29	1513	67	52.2	4	1	2	6	10	149	11	42.8
3	Bojorquez	CLE	P	41	2136	84	52.1	3	0	7	4	20	270	18	44.0
4	Mann	PHI	P	21	1084	70	51.6	2	1	2	3	11	88	6	43.5
5	Stonehouse	TEN	P	28	1445	75	51.6	2	2	2	0	20	264	5	38.0
6	Baringer	NE	P	36	1851	69	51.4	4	0	2	1	19	241	19	42.5
7	Anger	DAL	P	17	859	62	50.5	1	0	1	1	9	129	4	41.8
8	*Rehkov	CIN	P	28	1411	80	50.4	3	0	3	1	14	94	15	44.9
9	Fox	DET	P	18	903	68	50.2	4	0	3	1	5	16	9	44.8
10	Sanchez	IND	P	31	1546	65	49.9	3	0	2	2	11	129	17	43.8
11	Cooke	JAX	P	24	1194	67	49.8	0	0	0	5	13	117	12	44.9
12	Gillikin	ARI	P	22	1085	63	49.3	1	0	2	2	10	122	8	42.9
13	*T. Taylor	CHI	P	26	1259	66	48.4	2	0	3	4	13	124	10	42.1
14	Dickson	SEA	P	29	1403	62	48.4	4	0	0	4	13	138	10	40.9
15	Whelan	GB	P	24	1153	74	48.0	2	0	1	4	9	60	8	43.9
16	Pinion	ATL	P	17	813	65	47.8	1	0	1	0	10	115	4	39.9
17	Gillan	NYG	P	20	955	67	47.8	2	0	3	3	8	69	9	42.3
18	Martin	BUF	P	28	1329	65	47.5	4	0	2	4	11	122	12	40.3
19	Morstead	NYJ	P	31	1468	60	47.4	3	0	2	1	15	84	10	42.7
20	Bailey	MIA	P	24	1135	59	47.3	1	1	3	7	9	90	11	41.0
21	Waitman	PIT	P	26	1226	58	47.2	4	0	2	2	10	33	12	42.8
22t	Evans	LAR	P	20	940	67	47.0	1	0	3	3	8	80	10	42.0
22t	Scott	LAC	P	29	1363	63	47.0	3	0	3	5	9	86	11	42.0
24	R. Wright	MIN	P	23	1067	60	46.4	2	0	3	3	10	60	12	42.0
25	Dixon	DEN	P	38	1760	65	46.3	2	0	5	3	14	97	18	42.7
26	Wishnowsky	SF	P	17	787	58	46.3	0	1	4	0	8	147	9	35.6
27	Townsend	HOU	P	32	1476	66	46.1	2	1	6	4	10	47	15	42.1
28	Hekker	CAR	P	30	1359	65	45.3	2	0	7	2	12	128	9	39.7
29	Stout	BAL	P	20	901	67	45.1	2	0	1	3	8	52	9	40.5
30	*Hayball	NO	P	26	1136	58	43.7	1	0	4	3	10	63	14	40.5

2024 NATIONAL FOOTBALL LEAGUE

NFL NET PUNTING YARDS LEADERS

RANK	PLAYER	TEAM	POS	PUNTS	YARDS	LONG	AVG	TB	BLK	DWN	OB	RETURNS		IN20	NET AVG
												TOT	YDS		
1	Araiza	KC	P	16	836	67	52.3	3	0	3	0	6	45	8	45.7
2	*Rehkov	CIN	P	28	1411	80	50.4	3	0	3	1	14	94	15	44.9
3	Cooke	JAX	P	24	1194	67	49.8	0	0	0	5	13	117	12	44.9
4	Fox	DET	P	18	903	68	50.2	4	0	3	1	5	16	9	44.8
5	Bojorquez	CLE	P	41	2136	84	52.1	3	0	7	4	20	270	18	44.0
6	Whelan	GB	P	24	1153	74	48.0	2	0	1	4	9	60	8	43.9
7	Sanchez	IND	P	31	1546	65	49.9	3	0	2	2	11	129	17	43.8
8	Mann	PHI	P	21	1084	70	51.6	2	1	2	3	11	88	6	43.5
9	Gillikin	ARI	P	22	1085	63	49.3	1	0	2	2	10	122	8	42.9
10	Waitman	PIT	P	26	1226	58	47.2	4	0	2	2	10	33	12	42.8
11	Cole	LV	P	29	1513	67	52.2	4	1	2	6	10	149	11	42.8
12	Dixon	DEN	P	38	1760	65	46.3	2	0	5	3	14	97	18	42.7
13	Morstead	NYJ	P	31	1468	60	47.4	3	0	2	1	15	84	10	42.7
14	Baringer	NE	P	36	1851	69	51.4	4	0	2	1	19	241	19	42.5
15	Gillan	NYG	P	20	955	67	47.8	2	0	3	3	8	69	9	42.3
16	*T. Taylor	CHI	P	26	1259	66	48.4	2	0	3	4	13	124	10	42.1
17	Townsend	HOU	P	32	1476	66	46.1	2	1	6	4	10	47	15	42.1
18	R. Wright	MIN	P	23	1067	60	46.4	2	0	3	3	10	60	12	42.0
19	Evans	LAR	P	20	940	67	47.0	1	0	3	3	8	80	10	42.0
20	Scott	LAC	P	29	1363	63	47.0	3	0	3	5	9	86	11	42.0
21	Anger	DAL	P	17	859	62	50.5	1	0	1	1	9	129	4	41.8
22	Bailey	MIA	P	24	1135	59	47.3	1	1	3	7	9	90	11	41.0
23	Dickson	SEA	P	29	1403	62	48.4	4	0	0	4	13	138	10	40.9
24	*Hayball	NO	P	26	1136	58	43.7	1	0	4	3	10	63	14	40.5
25	Stout	BAL	P	20	901	67	45.1	2	0	1	3	8	52	9	40.5
26	Martin	BUF	P	28	1329	65	47.5	4	0	2	4	11	122	12	40.3
27	Pinion	ATL	P	17	813	65	47.8	1	0	1	0	10	115	4	39.9
28	Hekker	CAR	P	30	1359	65	45.3	2	0	7	2	12	128	9	39.7
29	Stonehouse	TEN	P	28	1445	75	51.6	2	2	2	0	20	264	5	38.0
30	Wishnowsky	SF	P	17	787	58	46.3	0	1	4	0	8	147	9	35.6

2024 NATIONAL FOOTBALL LEAGUE

2024 NATIONAL FOOTBALL LEAGUE

NFL PUNT RETURN LEADERS

RANK	PLAYER	TEAM	POS	RET	FC	YDS	AVG	LONG	TD
1	Shaheed	NO	WR	9	2	143	15.9	54t	1
2	Darden	CLE	WR	12	2	141	11.8	28	0
3	Mims	DEN	WR	15	9	176	11.7	38	0
4	Hardman	KC	WR	11	5	127	11.5	55	0
5	*DeJean	PHI	CB	9	10	102	11.3	28	0
6	*Codrington	BUF	DB	11	5	115	10.5	22	0
7	M. Jones	NE	CB	12	3	124	10.3	16	0
8	Austin	PIT	WR	14	10	133	9.5	30	0
9	Blackshear	CAR	RB	10	1	94	9.4	16	0
10	*D. Williams	SEA	CB	9	13	83	9.2	23	0
11	Proche	CLE	WR	13	1	119	9.2	17	0
12	Carter	CHI	WR	10	6	91	9.1	20	0
13	Raymond	DET	WR	14	4	125	8.9	17	0
14	*Jackson	TEN	WR	18	2	148	8.2	18	0
15	Gipson	NYJ	WR	18	7	140	7.8	31	0
16	Jones	CIN	WR	14	5	99	7.1	23	0
17	Smith-Marsette	NYG	WR	12	6	83	6.9	22	0
18	*Cowing	SF	WR	9	3	54	6.0	11	0
19	Powell	MIN	WR	9	4	51	5.7	10	0
20	Sims	HOU	WR	12	6	56	4.7	19	0

2024 NATIONAL FOOTBALL LEAGUE

NFL KICKOFF RETURN LEADERS

RANK	PLAYER	TEAM	POS	RET	YDS	AVG	LONG	TD
1	Shenault	SEA	WR	12	392	32.7	97t	1
2	Dallas	ARI	RB	12	378	31.5	96t	1
3	*Jackson	TEN	WR	11	296	26.9	34	0
4	Gipson	NYJ	WR	9	235	26.1	33	0
5	Blackshear	CAR	RB	23	589	25.6	43	0
6	Gray	NYG	RB	12	300	25.0	31	0
7	Hasty	NE	RB	9	214	23.8	30	0

2024 NATIONAL FOOTBALL LEAGUE

2024 NATIONAL FOOTBALL LEAGUE

NFL INTERCEPTION LEADERS

RANK	PLAYER	TEAM	POS	INT	YARDS	AVG	LONG	TD
1	McKinney	GB	SAF	5	63	12.6	28	0
2t	Branch	DET	SAF	4	48	12.0	47	0
2t	Humphrey	BAL	CB	4	0	0.0	0	0
2t	K. Joseph	DET	SAF	4	0	0.0	0	0
5t	Adebo	NO	CB	3	68	22.7	47	0
5t	*Bullock	HOU	SAF	3	28	9.3	28	0
5t	Jackson	PIT	CB	3	75	25.0	49	0
5t	*McCollough	LAR	DB	3	6	2.0	4t	1
9t	Alexander	GB	CB	2	52	26.0	35t	1
9t	*Bishop	PIT	CB	2	41	20.5	41	0
9t	Blankenship	PHI	SAF	2	1	0.5	1	0
9t	Bynum	MIN	SS	2	3	1.5	3	0
9t	Echols	NYJ	CB	2	0	0.0	0	0
9t	Grugier-Hill	MIN	OLB	2	5	2.5	5	0
9t	Hamlin	BUF	SS	2	19	9.5	19	0
9t	Ingram	BUF	DB	2	56	28.0	31t	1
9t	J. Johnson	CHI	CB	2	11	5.5	9	0
9t	Jones	IND	DB	2	5	2.5	5	0
9t	Love	SEA	FS	2	26	13.0	26	0
9t	Mathieu	NO	FS	2	23	11.5	23	0
9t	McCollum	TB	CB	2	4	2.0	4	0
9t	Molden	LAC	CB	2	28	14.0	25	0
9t	Surtain	DEN	CB	2	100	50.0	100t	1
9t	Van Ginkel	MIN	OLB	2	73	36.5	63t	2
9t	Warner	SF	MLB	2	70	35.0	45t	1
26t	Abram	NO	DB	1	30	30.0	30	0
26t	Andersen	ATL	LB	1	47	47.0	47t	1
26t	Bates	ATL	SS	1	0	0.0	0	0
26t	Bell	CIN	SS	1	32	32.0	32	0
26t	Benford	BUF	CB	1	6	6.0	6	0
26t	Bernard	BUF	LB	1	1	1.0	1	0
26t	Blackmon	IND	SAF	1	0	0.0	0	0
26t	Blackwell	CHI	CB	1	10	10.0	10	0
26t	Bosa	SF	DE	1	30	30.0	30	0
26t	Brisker	CHI	SAF	1	0	0.0	0	0
26t	Bryant	SEA	CB	1	9	9.0	9	0
26t	Byard	CHI	FS	1	0	0.0	0	0
26t	Cisco	JAX	FS	1	22	22.0	22	0
26t	Conner	KC	DB	1	3	3.0	3	0
26t	Cook	KC	FS	1	0	0.0	0	0
26t	Cross	IND	SAF	1	0	0.0	0	0
26t	David	TB	OLB	1	7	7.0	7	0
26t	Davis	SF	DT	1	2	2.0	2	0
26t	Davis-Gaither	CIN	LB	1	12	12.0	12	0
26t	Diggs	DAL	CB	1	1	1.0	1	0
26t	Dupree	LAC	OLB	1	0	0.0	0	0
26t	Durant	LAR	CB	1	0	0.0	0	0
26t	Edmunds	CHI	MLB	1	0	0.0	0	0
26t	D. Elliott	PIT	DB	1	0	0.0	0	0
26t	Flannigan-Fowles	SF	LB	1	0	0.0	0	0
26t	Forbes	WAS	CB	1	19	19.0	19	0
26t	Ford	LAC	DT	1	3	3.0	3	0
26t	Fowler	WAS	LB	1	67	67.0	67t	1
26t	Fulton	LAC	CB	1	29	29.0	29	0
26t	Gardeck	ARI	LB	1	10	10.0	10	0

2024 NATIONAL FOOTBALL LEAGUE

NFL INTERCEPTION LEADERS

RANK	PLAYER	TEAM	POS	INT	YARDS	AVG	LONG	TD
26t	Gilmore	MIN	CB	1	0	0.0	0	0
26t	Gonzalez	NE	CB	1	2	2.0	2	0
26t	*Green	SF	CB	1	20	20.0	20	0
26t	Griffin	MIN	CB	1	28	28.0	28	0
26t	Harris	NO	DB	1	7	7.0	7	0
26t	Hewitt	HOU	LB	1	45	45.0	45	0
26t	*Hicks	KC	SAF	1	0	0.0	0	0
26t	Hobbs	LV	CB	1	35	35.0	35	0
26t	Hooker	TEN	SAF	1	30	30.0	30	0
26t	Horn	CAR	CB	1	0	0.0	0	0
26t	Howden	NO	SAF	1	-5	-5.0	-5	0
26t	Hubbard	CIN	DE	1	0	0.0	0	0
26t	Izien	TB	DB	1	17	17.0	17	0
26t	M. Jackson	CAR	CB	1	1	1.0	1	0
26t	J. Johnson	LAR	SS	1	0	0.0	0	0
26t	Ta. Johnson	BUF	CB	1	0	0.0	0	0
26t	B. Jones	DEN	SAF	1	37	37.0	37	0
26t	M. Jones	NE	CB	1	35	35.0	35	0
26t	Jordan	NO	DE	1	0	0.0	0	0
26t	Kazee	PIT	SS	1	5	5.0	5	0
26t	Kendricks	DAL	MLB	1	8	8.0	8	0
26t	Kohou	MIA	CB	1	2	2.0	2	0
26t	*Lassiter	HOU	CB	1	9	9.0	9	0
26t	Lenoir	SF	CB	1	33	33.0	33	0
26t	Metellus	MIN	SAF	1	12	12.0	12	0
26t	Moehrig	LV	SAF	1	16	16.0	16	0
26t	Moss	DEN	CB	1	0	0.0	0	0
26t	*Muasau	NYG	LB	1	1	1.0	1	0
26t	B. Murphy	MIN	CB	1	0	0.0	0	0
26t	Murphy-Bunting	ARI	CB	1	0	0.0	0	0
26t	Murray	HOU	SS	1	0	0.0	0	0
26t	*Mustapha	SF	SAF	1	1	1.0	1	0
26t	Ogbah	MIA	OLB	1	0	0.0	0	0
26t	Oruwariye	DAL	CB	1	0	0.0	0	0
26t	Owusu-Koramoah	CLE	LB	1	0	0.0	0	0
26t	Peppers	NE	FS	1	0	0.0	0	0
26t	Phillips	ATL	CB	1	45	45.0	45	0
26t	Porter	PIT	CB	1	16	16.0	16	0
26t	Pratt	CIN	LB	1	24	24.0	24	0
26t	Reid	KC	SS	1	8	8.0	8	0
26t	*Roland-Wallace	KC	CB	1	0	0.0	0	0
26t	*Sainristil	WAS	CB	1	38	38.0	38	0
26t	Saunders	NO	DT	1	37	37.0	37	0
26t	Sieler	MIA	DE	1	0	0.0	0	0
26t	Simmons	ATL	FS	1	0	0.0	0	0
26t	Singleton	DEN	LB	1	21	21.0	21	0
26t	Smith	MIN	FS	1	0	0.0	0	0
26t	Smith	BAL	ILB	1	0	0.0	0	0
26t	*Smith	TB	DB	1	0	0.0	0	0
26t	Spillane	LV	LB	1	0	0.0	0	0
26t	Stevenson	CHI	CB	1	43	43.0	43t	1
26t	Stingley	HOU	CB	1	0	0.0	0	0
26t	Stone	CIN	SAF	1	49	49.0	49	0
26t	Tart	LAC	DT	1	4	4.0	4	0
26t	Taylor-Britt	CIN	CB	1	0	0.0	0	0

2024 NATIONAL FOOTBALL LEAGUE

NFL INTERCEPTION LEADERS

RANK	PLAYER	TEAM	POS	INT	YARDS	AVG	LONG	TD
26t	Terrell	ATL	CB	1	1	1.0	1	0
26t	Trice	PIT	CB	1	0	0.0	0	0
26t	White	ARI	OLB	1	0	0.0	0	0
26t	*Williams	GB	SAF	1	1	1.0	1	0
26t	G. Williams	ARI	CB	1	0	0.0	0	0
26t	Wilson	DAL	DB	1	0	0.0	0	0
26t	Er. Wilson	GB	LB	1	0	0.0	0	0
26t	Ma. Wilson	ARI	LB	1	0	0.0	0	0
26t	Woods	CAR	FS	1	33	33.0	33	0
26t	Woolen	SEA	CB	1	4	4.0	4	0

2024 NATIONAL FOOTBALL LEAGUE

NFL SACK LEADERS

RANK	PLAYER	TEAM	POS	SACKS
1	Lawrence	NYG	DT	9.0
2	McDonald	NYJ	DE	8.0
3	Hutchinson	DET	DE	7.5
4t	Hendrickson	CIN	DE	7.0
4t	Van Noy	BAL	MLB	7.0
6t	Anderson	HOU	DE	6.5
6t	Crosby	LV	DE	6.5
8	Walker	JAX	DE	6.0
9t	Bonitto	DEN	LB	5.0
9t	Greenard	MIN	LB	5.0
9t	D. Hall	SEA	LB	5.0
9t	P. Jones	MIN	LB	5.0
9t	Van Ginkel	MIN	OLB	5.0
14t	Cooper	DEN	LB	4.5
14t	Fowler	WAS	LB	4.5
14t	Oweh	BAL	LB	4.5
14t	Watt	PIT	OLB	4.5
18t	Allen	DEN	DE	4.0
18t	Bresee	NO	DT	4.0
18t	Burns	NYG	LB	4.0
18t	Dexter	CHI	DT	4.0
18t	Epenesa	BUF	DE	4.0
18t	Garrett	CLE	DE	4.0
18t	Landry	TEN	LB	4.0
18t	Luvu	WAS	LB	4.0
18t	Mafe	SEA	LB	4.0
18t	Ojulari	NYG	LB	4.0
18t	Z. Smith	CLE	DE	4.0
18t	White	NE	DE	4.0
30t	Bosa	SF	DE	3.5
30t	Givens	SF	DT	3.5
30t	Hunter	HOU	DE	3.5
30t	Rousseau	BUF	DE	3.5
30t	Taylor	NO	CB	3.5
35t	Armstrong	WAS	DE	3.0
35t	Carter	PHI	DT	3.0
35t	Collins	SF	DT	3.0
35t	David	TB	OLB	3.0
35t	Floyd	SF	DE	3.0
35t	Franklin-Myers	DEN	DE	3.0
35t	Gardeck	ARI	LB	3.0
35t	Granderson	NO	DE	3.0
35t	L. Hall	TB	DE	3.0
35t	Ca. Heyward	PIT	DT	3.0
35t	Ch. Jones	KC	DT	3.0
35t	Jones	SEA	DE	3.0
35t	Lawrence	DAL	DE	3.0
35t	Miller	BUF	OLB	3.0
35t	Pinnock	NYG	SS	3.0
35t	Settle	HOU	DT	3.0
35t	Strnad	DEN	LB	3.0
35t	Sweat	PHI	LB	3.0
35t	Turner	LAR	DT	3.0
35t	Vea	TB	DT	3.0
35t	Wyatt	GB	DT	3.0

2024 NATIONAL FOOTBALL LEAGUE

NFL LEADERS IN FUMBLE RECOVERIES

RANK	PLAYER	TEAM	POS	TOTAL	OWN TEAM	OPP TEAM
1t	Fields	PIT	QB	3	3	0
1t	L. Jackson	BAL	QB	3	3	0
1t	Mason	SF	RB	3	3	0
4t	Bitonio	CLE	OG	2	2	0
4t	Burrow	CIN	QB	2	2	0
4t	Collins	SF	DT	2	0	2
4t	Dalton	CAR	QB	2	2	0
4t	*Fiske	LAR	DT	2	0	2
4t	Gay	NO	LB	2	0	2
4t	Gordon	CHI	CB	2	0	2
4t	Herbert	LAC	QB	2	2	0
4t	Jenkins	CHI	OT	2	2	0
4t	Lammons	IND	DB	2	0	2
4t	Luvu	WAS	LB	2	0	2
4t	Mayfield	TB	QB	2	2	0
4t	McBride	ARI	TE	2	2	0
4t	Melton	GB	WR	2	1	1
4t	Otton	TB	TE	2	2	0
4t	Pratt	CIN	LB	2	0	2
4t	Prescott	DAL	QB	2	2	0
4t	Richardson	IND	QB	2	2	0
4t	Robinson	ATL	RB	2	2	0
4t	Rodgers	NYJ	QB	2	2	0
4t	G. Smith	SEA	QB	2	2	0
4t	Tolbert	DAL	WR	2	2	0
4t	Warren	PIT	RB	2	2	0
4t	Williams	BUF	LB	2	0	2
4t	Quin. Williams	NYJ	OLB	2	0	2
4t	Yiadam	SF	CB	2	1	1

2024 NATIONAL FOOTBALL LEAGUE

NFL LEADERS IN RECOVERIES OF FUMBLES BY OWN TEAM

RANK	PLAYER	TEAM	POS	REC	YARDS	AVG	LONG	TD
1t	Fields	PIT	QB	3	0	0.0	0t	0
1t	L. Jackson	BAL	QB	3	-7	-2.3	0t	0
1t	Mason	SF	RB	3	-2	-0.7	0t	0
4t	Bitonio	CLE	OG	2	0	0.0	0t	0
4t	Burrow	CIN	QB	2	0	0.0	0t	0
4t	Dalton	CAR	QB	2	0	0.0	0t	0
4t	Herbert	LAC	QB	2	0	0.0	0t	0
4t	Jenkins	CHI	OT	2	0	0.0	0t	0
4t	Mayfield	TB	QB	2	0	0.0	0t	0
4t	McBride	ARI	TE	2	0	0.0	0t	1
4t	Otton	TB	TE	2	0	0.0	0t	0
4t	Prescott	DAL	QB	2	0	0.0	0t	0
4t	Richardson	IND	QB	2	0	0.0	0t	0
4t	Robinson	ATL	RB	2	0	0.0	0t	0
4t	Rodgers	NYJ	QB	2	0	0.0	0t	0
4t	G. Smith	SEA	QB	2	0	0.0	0t	0
4t	Tolbert	DAL	WR	2	0	0.0	0t	0
4t	Warren	PIT	RB	2	0	0.0	0t	0
19t	Abdullah	LV	RB	1	0	0.0	0t	0
19t	Allegretti	WAS	OG	1	0	0.0	0t	0
19t	Allen	BUF	QB	1	0	0.0	0t	0
19t	Armstead	MIA	OT	1	0	0.0	0t	0
19t	Barkley	PHI	RB	1	0	0.0	0t	0
19t	Belton	NYG	SAF	1	0	0.0	0t	0
19t	Bergeron	ATL	OG	1	0	0.0	0t	0
19t	Biadasz	WAS	C	1	0	0.0	0t	0
19t	Bigsby	JAX	RB	1	0	0.0	0t	0
19t	*Bortolini	IND	C	1	0	0.0	0t	0
19t	Bradford	SEA	OG	1	0	0.0	0t	0
19t	Brissett	NE	QB	1	0	0.0	0t	0
19t	*Codrington	BUF	DB	1	0	0.0	0t	0
19t	Cushenberry	TEN	C	1	0	0.0	0t	0
19t	Darnold	MIN	QB	1	0	0.0	0t	0
19t	Demercado	ARI	RB	1	0	0.0	0t	0
19t	Edwards	LAC	RB	1	0	0.0	0t	0
19t	Etienne	JAX	RB	1	0	0.0	0t	0
19t	Evans	TB	WR	1	0	0.0	0t	0
19t	Foreman	CLE	RB	1	0	0.0	0t	0
19t	Froholdt	ARI	C	1	0	0.0	0t	0
19t	Goff	DET	QB	1	0	0.0	0t	0
19t	Hurts	PHI	QB	1	0	0.0	0t	0
19t	Ingold	MIA	FB	1	0	0.0	0t	0
19t	D. Johnson	JAX	RB	1	0	0.0	0t	0
19t	F. Johnson	PHI	OT	1	0	0.0	0t	0
19t	Jones	NYG	QB	1	0	0.0	0t	0
19t	Jordan	NE	OG	1	0	0.0	0t	0
19t	Leverett	NE-ARI	OG	1	0	0.0	0t	0
19t	Levis	TEN	QB	1	0	0.0	0t	0
19t	Lock	NYG	QB	1	0	0.0	0t	0
19t	Manhertz	NYG	TE	1	-1	-1.0	-1	0
19t	Mariota	WAS	QB	1	0	0.0	0t	0
19t	Melton	GB	WR	1	0	0.0	0t	0
19t	Miller	LV	OT	1	0	0.0	0t	0
19t	*Nix	DEN	QB	1	0	0.0	0t	0
19t	Otomewo	JAX	DE	1	0	0.0	0t	0

2024 NATIONAL FOOTBALL LEAGUE

NFL LEADERS IN RECOVERIES OF FUMBLES BY OWN TEAM

RANK	PLAYER	TEAM	POS	REC	YARDS	AVG	LONG	TD
19t	Pollard	TEN	RB	1	-3	-3.0	-3	0
19t	Powell	MIN	WR	1	7	7.0	7	0
19t	Pryor	CHI	OT	1	0	0.0	0t	0
19t	Ragnow	DET	C	1	0	0.0	0t	0
19t	*Rattler	NO	QB	1	0	0.0	0t	0
19t	Reynolds	DET	RB	1	0	0.0	0t	0
19t	Ricard	BAL	FB-DE	1	0	0.0	0t	1
19t	Rudolph	TEN	QB	1	0	0.0	0t	0
19t	Sanders	MIA	K	1	-1	-1.0	-1	0
19t	*J. Sanders	CAR	TE	1	2	2.0	2	0
19t	Skule	TB	OT	1	0	0.0	0t	0
19t	Slater	LAC	OT	1	0	0.0	0t	0
19t	Stevenson	NE	RB	1	0	0.0	0t	0
19t	Stroud	HOU	QB	1	0	0.0	0t	0
19t	Thomas	NYG	OT	1	0	0.0	0t	0
19t	Torrence	BUF	OG	1	0	0.0	0t	0
19t	Trautman	DEN	TE	1	2	2.0	2	0
19t	Van Roten	NYG	OG	1	0	0.0	0t	0
19t	Washington	JAX	WR	1	0	0.0	0t	0
19t	D. Watson	CLE	QB	1	0	0.0	0t	0
19t	*Ca. Williams	CHI	QB	1	0	0.0	0t	0
19t	Wilson	MIA	RB	1	0	0.0	0t	0
19t	*Worthy	KC	WR	1	0	0.0	0t	0
19t	Yiadam	SF	CB	1	0	0.0	0t	0
19t	Zaccheaus	WAS	WR	1	0	0.0	0t	0

2024 NATIONAL FOOTBALL LEAGUE

NFL LEADERS IN RECOVERIES OF FUMBLES BY OPPOSING TEAM

RANK	PLAYER	TEAM	POS	REC	YARDS	AVG	LONG	TD
1t	Collins	SF	DT	2	0	0.0	0t	0
1t	*Fiske	LAR	DT	2	8	4.0	8	0
1t	Gay	NO	LB	2	4	2.0	4	0
1t	Gordon	CHI	CB	2	0	0.0	0t	0
1t	Lammons	IND	DB	2	3	1.5	3	0
1t	Luvu	WAS	LB	2	5	2.5	5	0
1t	Pratt	CIN	LB	2	9	4.5	9	0
1t	Williams	BUF	LB	2	0	0.0	0t	0
1t	Quin. Williams	NYJ	OLB	2	15	7.5	15	0
10t	Alexander	GB	CB	1	0	0.0	0t	0
10t	Alexander	DEN	MLB	1	0	0.0	0t	0
10t	Anudike-Uzomah	KC	DE	1	0	0.0	0t	0
10t	*Arnold	DET	CB	1	-1	-1.0	-1	0
10t	Baker	SEA	OLB	1	0	0.0	0t	0
10t	Barton	DEN	LB	1	52	52.0	52t	1
10t	Benton	PIT	DT	1	0	0.0	0t	0
10t	Bernard	BUF	LB	1	0	0.0	0t	0
10t	*Bethune	SF	LB	1	0	0.0	0t	0
10t	Blackmon	IND	SAF	1	0	0.0	0t	0
10t	Bolden	NE	CB	1	0	0.0	0t	0
10t	Bosa	SF	DE	1	0	0.0	0t	0
10t	K. Brooks	GB	DT	1	0	0.0	0t	0
10t	Bryan	IND	DT	1	0	0.0	0t	0
10t	*Bullock	HOU	SAF	1	0	0.0	0t	0
10t	Byard	CHI	FS	1	0	0.0	0t	0
10t	Bynum	MIN	SS	1	0	0.0	0t	0
10t	Carter	NYJ	CB	1	7	7.0	7	0
10t	*Chatman	NYG	DT	1	0	0.0	0t	0
10t	Chestnut	TEN	RB	1	0	0.0	0t	0
10t	Chinn	WAS	SAF	1	0	0.0	0t	0
10t	Clark	NYJ	FS	1	0	0.0	0t	0
10t	Clark	GB	NT	1	0	0.0	0t	0
10t	Collier	ARI	DE	1	0	0.0	0t	0
10t	Conner	KC	DB	1	38	38.0	38t	1
10t	*Cooper	GB	LB	1	4	4.0	4	0
10t	Curl	LAR	SAF	1	33	33.0	33t	1
10t	Davis	DET	CB	1	49	49.0	49	0
10t	Delpit	CLE	SAF	1	0	0.0	0t	0
10t	Dexter	CHI	DT	1	0	0.0	0t	0
10t	Edwards	HOU	DE	1	0	0.0	0t	0
10t	Edwards	CHI	LB	1	0	0.0	0t	0
10t	D. Elliott	PIT	DB	1	10	10.0	10	0
10t	Elliss	NE	LB	1	0	0.0	0t	0
10t	Elliss	ATL	LB	1	0	0.0	0t	0
10t	Emerson	CLE	CB	1	2	2.0	2	0
10t	Franks	CAR	TE	1	0	0.0	0t	0
10t	D. Hall	SEA	LB	1	36	36.0	36t	1
10t	L. Hall	TB	DE	1	0	0.0	0t	0
10t	Hamilton	BAL	SAF	1	8	8.0	8	0
10t	Hawkins	NE	SAF	1	0	0.0	0t	0
10t	Ni. Herbig	PIT	LB	1	0	0.0	0t	0
10t	Hickman	CLE	SAF	1	0	0.0	0t	0
10t	Hicks	CHI	SAF	1	19	19.0	19	0
10t	Hines-Allen	JAX	DE	1	13	13.0	13	0
10t	Hodge	ATL	WR	1	0	0.0	0t	1

2024 NATIONAL FOOTBALL LEAGUE

NFL LEADERS IN RECOVERIES OF FUMBLES BY OPPOSING TEAM

RANK	PLAYER	TEAM	POS	REC	YARDS	AVG	LONG	TD
10t	Jenkins	SEA	DB	1	102	102.0	102t	1
10t	Jewell	CAR	ILB	1	0	0.0	0t	0
10t	B. Jones	DEN	SAF	1	34	34.0	34	0
10t	J. Jones	ARI	DT	1	0	0.0	0t	0
10t	M. Jones	NE	CB	1	17	17.0	17	0
10t	Key	TEN	LB	1	0	0.0	0t	0
10t	Kohou	MIA	CB	1	0	0.0	0t	0
10t	*Latu	IND	DE	1	0	0.0	0t	0
10t	Lewis	DAL	CB	1	0	0.0	0t	0
10t	Mack	LAC	OLB	1	22	22.0	22	0
10t	Mathieu	NO	FS	1	0	0.0	0t	0
10t	McCollum	TB	CB	1	0	0.0	0t	0
10t	McFadden	NYG	LB	1	0	0.0	0t	0
10t	McKinney	GB	SAF	1	7	7.0	7	0
10t	McLeod	CLE	FS	1	25	25.0	25t	1
10t	Melton	GB	WR	1	0	0.0	0t	0
10t	Molden	LAC	CB	1	0	0.0	0t	0
10t	Moss	DEN	CB	1	0	0.0	0t	0
10t	*Nubin	NYG	SAF	1	2	2.0	2	0
10t	Ojulari	NYG	LB	1	0	0.0	0t	0
10t	Okereke	NYG	ILB	1	1	1.0	1	0
10t	Olubi	IND	LB	1	18	18.0	18	0
10t	Pace	MIN	LB	1	36	36.0	36t	1
10t	Rodriguez	DET	LB-FB	1	0	0.0	0t	0
10t	Russell	TB	ILB	1	0	0.0	0t	0
10t	Sieler	MIA	DE	1	0	0.0	0t	0
10t	Skinner	DEN	SAF	1	0	0.0	0t	0
10t	Spector	BUF	LB	1	0	0.0	0t	0
10t	Stewart	IND	DT	1	0	0.0	0t	0
10t	Stewart	HOU	SAF	1	0	0.0	0t	0
10t	Stille	TB-ARI	DE	1	0	0.0	0t	0
10t	Tart	LAC	DT	1	0	0.0	0t	0
10t	Taylor	LAC	CB	1	0	0.0	0t	0
10t	D. Thomas	JAX	SAF	1	0	0.0	0t	0
10t	Thompson	ARI	DB	1	0	0.0	0t	0
10t	Toohill	BUF	DE	1	0	0.0	0t	0
10t	Van Ness	GB	DE	1	0	0.0	0t	0
10t	*Wallace	CAR	LB	1	0	0.0	0t	0
10t	Ji. Ward	MIN	LB	1	2	2.0	2	0
10t	Watt	PIT	OLB	1	0	0.0	0t	0
10t	M. Williams	BAL	FS	1	0	0.0	0t	0
10t	Ma. Wilson	ARI	LB	1	0	0.0	0t	0
10t	Mi. Wilson	ARI	WR	1	0	0.0	0t	0
10t	Winfield	TB	SAF	1	58	58.0	58t	1
10t	Wyatt	GB	DT	1	0	0.0	0t	0
10t	Yiadam	SF	CB	1	0	0.0	0t	0

2024 NATIONAL FOOTBALL LEAGUE

NFL OFFENSIVE RANKS

BAL	BUF	CIN	CLE	DEN	HOU	IND	JAX	KC	LAC	LV	MIA	NE	NYJ	PIT	TEN	ARI	ATL	CAR	CHI	DAL	DET	GB	LAR	MIN	NO	NYG	PHI	SEA	SF	TB	WAS	
1	18	14	32	27	11	16	17	10	25	26	22	30	23	19	31	TotYd/G	15	7	29	24	12	2	6	20	13	21	28	9	8	3	5	4
1	11	9	32	24	17	13	14	16	21	26	27	30	22	23	31	TotYd/P	8	7	25	28	18	2	6	20	10	19	29	15	12	3	5	4
1	19t	28t	28t	13	15	14	12	10	18	30	11	22	31	9	21	RusYd/G	6	16	23	24	32	4	5	26	17	19t	25	2	27	7	8	3
1	19	20t	20t	10	15	13	4	24	26	30	23	16	29	25	18	RusAvg	2	11	12	31	32	9	6	27	17	22	28	7	14	8	5	3
5	18	8	30	29	10	17	19	12	24	16	27	31	11	26	32	PasYd/G	25	6	28	20	2	3	9	15	14	21	23	22	1	4	7	13
1	6	9	32	27	19	12	21	11	17	25	26	30	23	18	31	PasAvg	16	10	28	24	15	2	5	22	7	20	29	14	13	3	8	4
5	1	4	12	16	11	27	7	31	3	29	14	8	20	2	32	%PasInt	9	22	30	19	23	17	28	13	25	21	10	18	15	26	24	6
2	3	18	32	1	22	4	15	8	25	16	26	31	10	24	28	Sac/PasP	7	6	9	27	12	17	5	20	30	14	23	29	13	11	21	19
1	17t	15t	31t	28	13	17t	17t	7	29	25	26	31t	22t	17t	27	1D/G	15t	8	30	12	14	3	10	11	24	17t	22t	9	5	6	2	4
2	25	9	32	31	14	11	24	4	7	28	27	26	15	17	29	3DEff	16	19	30	21	10	5	13	20	12	6	22	23	18	8	1	3
4	1t	12t	11	5	9t	14	26	3	16t	29	32	12t	31	9t	16t	4DEff	28	8	30	6	27	16t	16t	16t	16t	15	7	16t	16t	16t	11	1
11	12	28	13	8	26	6	1	9	10	31	4	14	24	17	22	PR Avg	23	16	18	20	2	21	25	7	32	5	29	15	19	30	27	3
24	4	6	29	12	2	16	23	18	31	14	13	25	21	32	11	KR Avg	7	26	22	11	1	9	8	15	30	17	27	28	5	20	10	3
28	17	6	2	24	29	8	9	1	21t	5	26	3	19	20	14	GPunAvg	10	16	27	12	4	7	15	21t	23	32	18	11	13	31	30	25
25	26	2	5	11	17	7	3	1	20	10	22	14	12	15	30	NPunAvg	9	28	29	16	21	4	6	19	18	24	13	8	23	32	31	27
1t	5	10	29	21t	14	18	21t	13	26t	25	32	30t	24	16	26t	Pts/G	19	15	28	12	20	3	7	23	6	11	30t	17	8t	4	1t	
22t	24t	27t	27t	7	14	18t	11	17	8	15	31	18t	32	5t	1t	FG%	9t	18t	12	22t	13	1t	30	21	1t	24t	29	24t	5t	9t	16	

NFL DEFENSIVE RANKS

BAL	BUF	CIN	CLE	DEN	HOU	IND	JAX	KC	LAC	LV	MIA	NE	NYJ	PIT	TEN	ARI	ATL	CAR	CHI	DAL	DET	GB	LAR	MIN	NO	NYG	PHI	SEA	SF	TB	WAS	
23	20	22	13	3	2	29	27t	10	7	11	4	25	6	8	1	TotYd/G	27t	17	30	5	24	18	15	26	19	32	12	9	21	14	31	16
23	16	10	15	1	3	22	29t	12	13	18	7	25	4	9	2	TotYd/P	29t	14	31	5	24	21	8	27	6	32	20	11	19	17	28	26
1	20	21t	15	10	8	31	6	4	9	23	17	21t	16	3	7	RusYd/G	26	24	32	11	27	5	13	30	2	29	25	14	28	12	19	18
1	29	12	11	6	15	21	7	3	22	26	18	17	8	2	4	RusAvg	14	10	23	20	16	19	9	25	5	31	32	24	28	13	30	27
32	17	21	11	5	4	23	31	20	9	8	1	24	2	22	3	PasYd/G	26	14	25	7	19	27	15	18	30	28	6	10	13	16	29	12
28	7	15	19	1	2	25	30	20	12	13	10	26	4	18	8	PasAvg	31	21	32	3	27	16	11	29	9	24	5	6	14	17	22	23
19t	11	13	30	17	9	22	32	12	8	25	18	26	28	4	29	%PasInt	14	16	24	5	15	7	3	10	1	2	31	27	21	6	19t	23
13	16	30	10	2	4	24	25	29	18	17	27	22	3	21	28	Sac/PasP	20	32	31	7	14	12	11	23	8	26	1	5	9	15	19	6
22t	17	30	8	12t	5	26	29	11	2	9	3t	21	14	6	1	1D/G	31	24t	32	3t	20	27	19	24t	16	22t	7	10	15	12t	28	18
27t	22	24	9	18	13	25	26	10t	16	2	1	29	12	14	5	3DEff	32	30	31	7	10t	4	15	20	8	21	3	6	17	27t	19	23
17t	5	26t	31	6	23t	21	29	11	8t	17t	12	1	30	13t	23t	4DEff	17t	13t	2	13t	28	4	10	32	3	7	22	23t	8t	16	26t	17t
7	22	9	28	10	2	24	14	11	17	31	18t	26	4	3	27	PR Avg	25	23	21	16	29	1	8	18t	5	6	15	12	20	32	30	13
24	30	3	28	4	7	17	23	22	20	11	5t	8	2	16	25	KR Avg	32	21	14	26	10	31	15	18	5t	12	27	1	9	29	19	13
16	10	31	28	15	30	4	23	29	20	9	22	8	6	17	13	GPunAvg	11	2	12	18	7	14	24	26	19	1	27	3	21	32	5	25
17	12	30	8	14	31	6	5	21	29	16	9	3	13	20	4	NPunAvg	24	2	15	22	7	10	23	18	25	1	27	11	26	32	19	28
26t	8	20	18	3	17	12t	30	5	1	29	14	23	11	2	21	Pts/G	24	22	32	4	31	9	10	25	6	26t	12t	7	19	16	28	15
6	13t	4t	4t	24t	30t	11	15t	13t	2	18t	8t	12	18t	3	30t	FG%	28	30t	29	15t	24t	24t	20t	24t	1	20t	8t	17	8t	23	7	22
10	4	16	28	9	17t	17t	25t	7	12	29	30	31	21	5	23	PPG Diff	22	20	32	6	25t	1	8	24	2	19	27	13	15	14	11	3
1	22	23	29	14	4	28	26	8	16	21	11	31	13	12	19	Yd/G Diff	25	9	32	15	20	3	5	27	18	30	24	6	10	2	17	7

***LAST WEEK'S
GAME BOOK***

National Football League Game Summary

NFL Copyright © 2024 by The National Football League. All rights reserved. This summary and play-by-play is for the express purpose of assisting media in their coverage of the game; any other use of this material is prohibited without the written permission of the National Football League.

Date: Monday, 10/21/2024

Los Angeles Chargers at Arizona Cardinals

Start Time: 6:00 PM MST

at State Farm Stadium, Glendale, AZ

Game Day Weather

Temp: 85° F (29.4° C) Humidity: 8%, Wind: WSW 2 mph

Retractable Roof - Open on Natural Grass

Outdoor Weather: Clear

Officials

Referee: Blakeman, Clete (34)
Line Judge: Mapp, Julian (10)
Back Judge: Monroe, Jonah (120)

Umpire: Campbell, Scott (127)
Field Judge: Tovar, Karina (91)
Replay Official: Adams, Chad (0)

Down Judge: McKenzie, Dana (8)
Side Judge: Coleman, James (95)

Lineups

Los Angeles Chargers

Arizona Cardinals

Offense		Defense	
TE	83 E.Tomlinson	OLB	52 K.Mack
LT	70 R.Slater	DL	56 M.Fox
LG	77 Z.Johnson	DL	95 P.Ford
C	75 B.Bozeman	DL	93 O.Ogbonnia
RG	79 T.Pipkins	OLB	45 T.Tuipulotu
RT	76 J.Alt	LB	6 D.Perryman
WR	15 L.McConkey	LB	0 D.Henley
WR	5 J.Palmer	CB	20 C.Hart
WR	87 S.Fehoko	CB	29 T.Still
QB	10 J.Herbert	S	3 D.James
RB	27 J.Dobbins	S	32 A.Gilman

Offense		Defense	
WR	18 M.Harrison	NT	98 R.Lopez
TE	85 T.McBride	DT	91 L.Collier
LT	70 P.Johnson	OLB	45 D.Gardeck
LG	62 E.Brown	ILB	7 K.White
C	72 H.Froholdt	ILB	2 Ma.Wilson
RG	63 T.Colon	OLB	25 Z.Collins
RT	68 K.Beachum	CB	24 S.Thomas
TE	87 T.Reiman	CB	21 G.Williams
WR	14 Mi.Wilson	CB	23 S.Murphy-Bunting
QB	1 K.Murray	S	34 J.Thompson
RB	6 J.Conner	S	3 B.Baker

Substitutions

Substitutions

CB 7 K.Fulton, K 11 C.Dicker, P 16 J.Scott, CB 22 E.Molden, S 24 A.Finley, LB 25 J.Colson, RB 28 H.Haskins, RB 30 K.Vidal, LB 31 N.Niemann, CB 35 D.Bootle, DB 36 J.Taylor, LB 43 T.Dye, FB/DL 44 S.Matlock, LS 47 J.Harris, OLB 48 B.Dupree, C 62 S.Mustipher, OL 68 J.Salyer, TE 81 W.Dissly, WR 82 B.Rice, TE 84 S.Smartt, WR 89 J.Reagor, DT 90 T.Tart, DL 92 J.Eboigbe

WR 0 Z.Pascal, WR 4 G.Dortch, P 12 B.Gillikin, QB 15 C.Tune, CB 16 M.Melton, WR 17 Z.Jones, RB 20 D.Dallas, CB 30 D.Hall, RB 31 E.Demercado, S 32 J.Blount, RB 33 T.Benson, K 38 C.Ryland, ILB 41 M.Bailey, S 42 D.Taylor-Demerson, OLB 43 J.Luketa, LS 46 A.Brewer, ILB 51 K.Barnes, DL 55 D.Stills, OLB 58 J.Okwara, OL 59 J.Gaines, OL 67 C.Heck, OL 74 I.Adams, TE 84 E.Higgins, DL 90 B.Stille, DL 95 K.Tonga, DL 96 N.Jones

Did Not Play

Did Not Play

QB 8 T.Heinicke, CB 37 S.Wade, T 73 F.Sarell

Not Active

Not Active

WR 1 Q.Johnston, 3QB 2 E.Stick, WR 12 D.Davis, OL 64 B.Jaimes, OL 71 J.McFadden, TE 88 H.Hurst, OLB 97 J.Bosa

CB 13 K.Clark, ILB 44 O.Pappoe, OLB 52 V.Dimukeje, OLB 54 X.Thomas, TE 81 T.Vokolek, WR 89 X.Weaver

Field Goals (made () & missed)

C.Dicker (59) (50) (28) (47) (40)

C.Ryland (32)

		1	2	3	4	OT	Total
VISITOR:	Los Angeles Chargers	0	6	3	6	0	15
HOME:	Arizona Cardinals	0	7	0	10	0	17

Scoring Plays

Team	Qtr	Time	Play Description (Extra Point) (Drive Info)	Visitor	Home
Chargers	2	11:59	C.Dicker 59 yd. Field Goal (13-49, 7:01)	3	0
Cardinals	2	5:40	G.Dortch 5 yd. pass from K.Murray (C.Ryland kick) (10-79, 6:19)	3	7
Chargers	2	0:00	C.Dicker 50 yd. Field Goal (9-57, 1:47)	6	7
Chargers	3	0:40	C.Dicker 28 yd. Field Goal (10-45, 5:26)	9	7
Cardinals	4	14:14	K.Murray 44 yd. run (C.Ryland kick) (4-70, 1:26)	9	14
Chargers	4	12:09	C.Dicker 47 yd. Field Goal (6-41, 2:05)	12	14
Chargers	4	1:54	C.Dicker 40 yd. Field Goal (15-77, 8:12)	15	14
Cardinals	4	0:00	C.Ryland 32 yd. Field Goal (7-56, 1:54)	15	17

Paid Attendance: 64,357

Time: 2:44

Los Angeles Chargers vs Arizona Cardinals
10/21/2024 at State Farm Stadium

Final Individual Statistics

Los Angeles Chargers

Arizona Cardinals

RUSHING	ATT	YDS	AVG	LG	TD	RUSHING	ATT	YDS	AVG	LG	TD
J.Dobbins	14	40	2.9	11	0	J.Conner	19	101	5.3	14	0
K.Vidal	3	10	3.3	7	0	K.Murray	6	64	10.7	44	1
J.Herbert	2	8	4.0	4	0	E.Demercado	1	14	14.0	14	0
H.Haskins	2	2	1.0	2	0	C.Tune	3	2	0.7	2	0
J.Reagor	1	-1	-1.0	-1	0						
Total	22	59	2.7	11	0	Total	29	181	6.2	44	1

PASSING	ATT	CMP	YDS	SK/YD	TD	LG	IN	RT	PASSING	ATT	CMP	YDS	SK/YD	TD	LG	IN	RT
J.Herbert	39	27	349	3/13	0	41	0	97.1	K.Murray	26	14	145	0/0	1	33	1	67.0
Total	39	27	349	3/13	0	41	0	97.1	Total	26	14	145	0/0	1	33	1	67.0

PASS RECEIVING	TAR	REC	YDS	AVG	LG	TD	PASS RECEIVING	TAR	REC	YDS	AVG	LG	TD
W.Dissly	11	8	81	10.1	18	0	T.McBride	7	5	51	10.2	14	0
L.McConkey	7	5	46	9.2	21	0	M.Harrison	6	3	21	7.0	10	0
J.Palmer	5	4	63	15.8	24	0	J.Conner	4	2	51	25.5	33	0
S.Fehoko	6	3	45	15.0	25	0	Mi.Wilson	3	1	15	15.0	15	0
J.Dobbins	3	3	26	8.7	14	0	G.Dortch	2	1	5	5.0	5	1
J.Reagor	1	1	41	41.0	41	0	T.Reiman	1	1	1	1.0	1	0
S.Smartt	2	1	31	31.0	31	0	E.Higgins	1	1	1	1.0	1	0
K.Vidal	1	1	9	9.0	9	0	Z.Jones	1	0	0	0.0	0	0
E.Tomlinson	1	1	7	7.0	7	0							
Total	37	27	349	12.9	41	0	Total	25	14	145	10.4	33	1

INTERCEPTIONS	NO	YDS	AVG	LG	TD	INTERCEPTIONS	NO	YDS	AVG	LG	TD
T.Tart	1	4	4.0	4	0						
Total	1	4	4.0	4	0	Total	0	0	0	0	0

PUNTING	NO	YDS	AVG	NET	TB	IN20	LG	PUNTING	NO	YDS	AVG	NET	TB	IN20	LG
J.Scott	2	75	37.5	37.5	0	1	39	B.Gillikin	4	178	44.5	44.5	0	4	54
Total	2	75	37.5	37.5	0	1	39	Total	4	178	44.5	44.5	0	4	54

PUNT RETURNS	NO	YDS	AVG	FC	LG	TD	PUNT RETURNS	NO	YDS	AVG	FC	LG	TD
J.Reagor	0	0	0.0	1	0	0	[DOWNED]	1	0	0.0	0	0	0
L.McConkey	0	0	0.0	2	0	0	[OUT OF BOUNDS]	1	0	0.0	0	0	0
[DOWNED]	1	0	0.0	0	0	0							
Total	0	0	0.0	3	0	0	Total	0	0	0.0	0	0	0

KICKOFF RETURNS	NO	YDS	AVG	FC	LG	TD	KICKOFF RETURNS	NO	YDS	AVG	FC	LG	TD
[TOUCHBACK]	3	0	0.0	0	0	0	G.Dortch	1	31	31.0	0	31	0
							D.Dallas	1	23	23.0	0	23	0
							[TOUCHBACK]	3	0	0.0	0	0	0
Total	0	0	0.0	0	0	0	Total	2	54	27.0	0	31	0

Los Angeles Chargers

FUMBLES	FUM	LOST	OWN-REC	YDS	TD	FORCED	OPP-REC	YDS	TD	OUT-BDS
L.McConkey	1	0	0	0	0	0	0	0	0	1
J.Reagor	1	1	0	0	0	0	0	0	0	0
T.Tart	1	1	0	0	0	0	0	0	0	0
C.Hart	0	0	0	0	0	1	0	0	0	0
Total	3	2	0	0	0	1	0	0	0	1

Arizona Cardinals

FUMBLES	FUM	LOST	OWN-REC	YDS	TD	FORCED	OPP-REC	YDS	TD	OUT-BDS
J.Conner	1	0	0	0	0	1	0	0	0	0
T.McBride	0	0	1	0	0	0	0	0	0	0
M.Melton	0	0	0	0	0	1	0	0	0	0
S.Thomas	0	0	0	0	0	1	0	0	0	0
Mi.Wilson	0	0	0	0	0	0	1	0	0	0

Los Angeles Chargers vs Arizona Cardinals
10/21/2024 at State Farm Stadium

Final Individual Statistics

J.Thompson	0	0	0	0	0	0	1	0	0	0
Total	1	0	1	0	0	3	2	0	0	0

Los Angeles Chargers vs Arizona Cardinals
10/21/2024 at State Farm Stadium

Final Team Statistics

	Visitor Chargers	Home Cardinals
TOTAL FIRST DOWNS	20	22
By Rushing	5	10
By Passing	14	10
By Penalty	1	2
THIRD DOWN EFFICIENCY	6-14-42.9%	2-7-28.6%
FOURTH DOWN EFFICIENCY	1-1-100.0%	0-1-0.0%
TOTAL NET YARDS	395	326
Total Offensive Plays (inc. times thrown passing)	64	55
Average gain per offensive play	6.2	5.9
NET YARDS RUSHING	59	181
Total Rushing Plays	22	29
Average gain per rushing play	2.7	6.2
Tackles for a loss-number and yards	2-3	1-6
NET YARDS PASSING	336	145
Times thrown - yards lost attempting to pass	3-13	0-0
Gross yards passing	349	145
PASS ATTEMPTS-COMPLETIONS-HAD INTERCEPTED	39-27-0	26-14-1
Avg gain per pass play (inc.# thrown passing)	8.0	5.6
KICKOFFS Number-In End Zone-Touchbacks	5-5-3	3-3-3
PUNTS Number and Average	2-37.5	4-44.5
Had Blocked	0	0
FGs - PATs Had Blocked	0-0	0-0
Net Punting Average	37.5	44.5
TOTAL RETURN YARDAGE (Not Including Kickoffs)	4	0
No. and Yards Punt Returns	0-0	0-0
No. and Yards Kickoff Returns	0-0	2-54
No. and Yards Interception Returns	1-4	0-0
PENALTIES Number and Yards	5-57	3-15
FUMBLES Number and Lost	3-2	1-0
TOUCHDOWNS	0	2
Rushing	0	1
Passing	0	1
EXTRA POINTS Made-Attempts	0-0	2-2
Kicking Made-Attempts	0-0	2-2
FIELD GOALS Made-Attempts	5-5	1-1
RED ZONE EFFICIENCY	0-1-0%	1-2-50%
GOAL TO GO EFFICIENCY	0-0-0%	1-1-100%
SAFETIES	0	0
FINAL SCORE	15	17
TIME OF POSSESSION	34:14	25:46

Los Angeles Chargers vs Arizona Cardinals
10/21/2024 at State Farm Stadium

Ball Possession And Drive Chart

Los Angeles Chargers

#	Time Recd	Time Lost	Time Poss	How Ball Obtained	Drive Began	# Play	Yds Gain	Yds Pen	Net Yds	1st Down	Last Scrm	How Given Up
1	10:56	7:27	3:29	Punt	LAC 12	6	85	0	85	3	ARZ 44	Fumble
2	4:00	11:59	7:01	Punt	LAC 10	13	44	5	49	4	ARZ 41	Field Goal
3	5:40	4:01	1:39	Kickoff	LAC 30	3	7	0	7	0	LAC 37	Punt
4	1:47	0:00	1:47	Punt	LAC 11	9	57	0	57	3	ARZ 32	Field Goal
5	15:00	10:25	4:35	Kickoff	LAC 30	7	34	-10	24	2	ARZ 46	Punt
6	6:06	0:40	5:26	Downs	LAC 45	10	50	-5	45	2	* ARZ 10	Field Goal
7	14:14	12:09	2:05	Kickoff	LAC 30	6	41	0	41	1	ARZ 29	Field Goal
8	10:06	1:54	8:12	Punt	LAC 1	15	77	0	77	5	ARZ 22	Field Goal

(169) Average LAC 21

Arizona Cardinals

#	Time Recd	Time Lost	Time Poss	How Ball Obtained	Drive Began	# Play	Yds Gain	Yds Pen	Net Yds	1st Down	Last Scrm	How Given Up
1	15:00	11:55	3:05	Kickoff	ARZ 30	6	29	0	29	2	LAC 41	Interception
2	11:55	10:56	0:59	Fumble	ARZ 28	3	6	0	6	0	ARZ 34	Punt
3	7:27	4:00	3:27	Fumble	ARZ 20	7	34	0	34	3	LAC 46	Punt
4	11:59	5:40	6:19	Kickoff	ARZ 21	10	74	5	79	6	* LAC 5	Touchdown
5	4:01	1:47	2:14	Punt	ARZ 27	5	23	-5	18	1	ARZ 45	Punt
6	10:25	6:06	4:19	Punt	ARZ 7	8	31	17	48	2	LAC 45	Downs
7	0:40	14:14	1:26	Kickoff	ARZ 30	4	70	0	70	3	LAC 44	Touchdown
8	12:09	10:06	2:03	Kickoff	ARZ 30	6	25	0	25	2	LAC 45	Punt
9	1:54	0:00	1:54	Kickoff	ARZ 30	7	41	15	56	3	* LAC 14	Field Goal

(223) Average ARZ 25

* inside opponent's 20

Time of Possession by Quarter

	1st	2nd	3rd	4th	OT	Total
Visitor Los Angeles Chargers	7:29	6:27	10:01	10:17		34:14
Home Arizona Cardinals	7:31	8:33	4:59	4:43		25:46

Kickoff Drive No.-Start Average

Chargers: 3 - LAC 30 Cardinals: 5 - ARZ 28

Los Angeles Chargers vs Arizona Cardinals
10/21/2024 at State Farm Stadium

Final Defensive Statistics

Los Angeles Chargers	Regular Defensive Plays											Special Teams					Misc			
	TKL	AST	COMB	SK	/ YDS	TFL	Q	IN	PD	FF	FR	TKL	AST	FF	FR	BL	TKL	AST	FF	FR
D.James	5	3	8	0	0	0	0	0	0	0	0	0	0	0	0	0	0	0	0	0
C.Hart	6	1	7	0	0	0	0	0	1	1	0	0	0	0	0	0	0	0	0	0
A.Gilman	3	2	5	0	0	0	0	0	0	0	0	0	0	0	0	0	0	0	0	0
D.Henley	4	0	4	0	0	0	0	0	1	0	0	0	0	0	0	0	0	0	0	0
O.Ogbonnia	3	1	4	0	0	0	0	0	0	0	0	0	0	0	0	0	0	0	0	0
J.Colson	2	2	4	0	0	0	0	0	0	0	0	0	0	0	0	0	0	0	0	0
T.Tuipulotu	2	1	3	0	0	0	0	0	0	0	0	1	0	0	0	0	0	0	0	0
T.Still	2	1	3	0	0	0	0	0	0	0	0	0	0	0	0	0	0	0	0	0
D.Perryman	1	2	3	0	0	0	1	0	0	0	0	0	0	0	0	0	0	0	0	0
K.Mack	1	2	3	0	0	0	0	0	2	0	0	0	0	0	0	0	0	0	0	0
B.Dupree	1	1	2	0	0	0	0	0	0	0	0	0	0	0	0	0	0	0	0	0
J.Taylor	1	0	1	0	0	1	0	0	1	0	0	0	0	0	0	0	0	0	0	0
E.Molden	1	0	1	0	0	0	0	0	0	0	0	0	0	0	0	0	0	0	0	0
T.Tart	0	1	1	0	0	0	0	1	1	0	0	0	0	0	0	0	0	0	0	0
P.Ford	0	1	1	0	0	0	0	0	0	0	0	0	0	0	0	0	0	0	0	0
H.Haskins	0	0	0	0	0	0	0	0	0	0	0	0	2	0	0	0	0	0	0	0
T.Dye	0	0	0	0	0	0	0	0	0	0	0	0	1	0	0	0	0	0	0	0
Total	32	18	50	0	0	1	1	1	6	1	0	1	3	0	0	0	0	0	0	0

TKL = Tackle AST = Assist COMB = Combined QH=QB Hit IN = Interception PD = Pass Defense FF = Forced Fumble FR = Fumble Recovery

Arizona Cardinals	Regular Defensive Plays											Special Teams					Misc			
	TKL	AST	COMB	SK	/ YDS	TFL	QH	IN	PD	FF	FR	TKL	AST	FF	FR	BL	TKL	AST	FF	FR
K.White	3	7	10	0	0	0	1	0	0	0	0	0	0	0	0	0	0	0	0	0
M.Melton	8	1	9	0	0	0	0	0	1	1	0	0	0	0	0	0	0	0	0	0
B.Baker	4	4	8	0	0	0	0	0	0	0	0	0	0	0	0	0	0	0	0	0
G.Williams	4	1	5	0	0	0	0	0	1	0	0	0	0	0	0	0	0	0	0	0
S.Thomas	3	2	5	0	0	1	0	0	0	1	0	0	0	0	0	0	0	0	0	0
J.Thompson	3	2	5	0	0	0	0	0	0	0	1	0	0	0	0	0	0	0	0	0
L.Collier	1	3	4	0	0	0	0	0	0	0	0	0	0	0	0	0	0	0	0	0
D.Gardeck	2	1	3	0	0	0	1	0	0	0	0	0	0	0	0	0	0	0	0	0
Z.Collins	2	1	3	0	0	0	0	0	0	0	0	0	0	0	0	0	0	0	0	0
J.Luketa	2	1	3	0	0	0	0	0	0	0	0	0	0	0	0	0	0	0	0	0
Ma.Wilson	1	2	3	0	0	0	0	0	0	0	0	0	0	0	0	0	0	0	0	0
K.Barnes	1	2	3	0	0	0	0	0	0	0	0	0	0	0	0	0	0	0	0	0
N.Jones	2	0	2	1	8	1	2	0	0	0	0	0	0	0	0	0	0	0	0	0
S.Murphy-Bunting	1	1	2	0	0	1	0	0	0	0	0	0	0	0	0	0	0	0	0	0
D.Stills	1	0	1	1	1	1	2	0	0	0	0	0	0	0	0	0	0	0	0	0
B.Stille	1	0	1	1	4	1	1	0	0	0	0	0	0	0	0	0	0	0	0	0
J.Okwara	1	0	1	0	0	0	0	0	0	0	0	0	0	0	0	0	0	0	0	0
J.Conner	0	0	0	0	0	0	0	0	0	0	0	0	0	0	0	1	0	1	0	0
Mi.Wilson	0	0	0	0	0	0	0	0	0	0	0	0	0	0	0	0	0	0	0	1
T.McBride	0	0	0	0	0	0	0	0	0	0	0	0	0	0	0	0	0	0	0	1
Total	40	28	68	3	13	5	7	0	2	2	1	0	0	0	0	0	1	0	1	2

First Quarter

10/21/2024

Play By Play

LAC wins the coin toss and elects to defer. ARZ elects to Receive, and LAC elects to defend the north goal.

C.Dicker kicks 66 yards from LAC 35 to ARZ -1. G.Dortch to ARZ 30 for 31 yards (T.Dye; H.Haskins).

Arizona Cardinals at 15:00, (1st play from scrimmage 14:53)

- 1-10-ARZ 30 (14:53) (Shotgun) K.Murray pass incomplete short left to T.McBride (K.Mack).
- 2-10-ARZ 30 (14:50) K.Murray scrambles right end pushed ob at ARZ 35 for 5 yards (T.Tuipulotu).
- 3-5-ARZ 35 (14:11) (Shotgun) K.Murray pass short right to M.Harrison to ARZ 42 for 7 yards (C.Hart). P1
- 1-10-ARZ 42 (13:31) J.Conner right tackle to ARZ 43 for 1 yard (K.Mack, T.Tart).
- 2-9-ARZ 43 (12:50) (Shotgun) K.Murray scrambles left end to LAC 41 for 16 yards (A.Gilman). R2
- 1-10-LAC 41 (12:04) (Shotgun) K.Murray pass short middle intended for J.Conner INTERCEPTED by T.Tart (K.Mack) at LAC 46. T.Tart to 50 for 4 yards (J.Conner). FUMBLES (J.Conner), touched at ARZ 48, RECOVERED by ARZ-Mi.Wilson at ARZ 28.

Arizona Cardinals at 11:55

- 1-10-ARZ 28 (11:55) (Shotgun) J.Conner right tackle pushed ob at ARZ 34 for 6 yards (D.James).
- 2-4-ARZ 34 (11:13) (Shotgun) K.Murray pass incomplete short middle to T.McBride (D.Henley).
- 3-4-ARZ 34 (11:10) (Shotgun) K.Murray pass incomplete short right.
- 4-4-ARZ 34 (11:03) B.Gillikin punts 54 yards to LAC 12, Center-A.Brewer, fair catch by J.Reagor.

Timeout at 10:56.

Los Angeles Chargers at 10:56

- 1-10-LAC 12 (10:56) (Shotgun) J.Herbert pass short right to S.Fehoko pushed ob at LAC 23 for 11 yards (G.Williams). P1
- 1-10-LAC 23 (10:23) J.Dobbins left tackle to LAC 30 for 7 yards (K.White, B.Baker).
- 2-3-LAC 30 (9:45) (Shotgun) J.Dobbins up the middle to LAC 34 for 4 yards (Z.Collins, D.Gardeck). R2
- 1-10-LAC 34 (9:01) (Shotgun) J.Herbert pass short right to W.Dissly to LAC 49 for 15 yards (S.Murphy-Bunting; Ma.Wilson). P3
- 1-10-LAC 49 (8:18) (Shotgun) J.Herbert pass short right to W.Dissly pushed ob at ARZ 44 for 7 yards (J.Okwara).
- 2-3-ARZ 44 (7:38) J.Herbert pass deep left to J.Reagor to ARZ 3 for 41 yards (S.Thomas). FUMBLES (S.Thomas), RECOVERED by ARZ-J.Thompson at ARZ 0. Touchback.
The Replay Official reviewed the runner was inbounds ruling, and the play was Upheld. The ruling on the field stands.

Arizona Cardinals at 7:27

- 1-10-ARZ 20 (7:27) (Shotgun) K.Murray pass short left to T.McBride pushed ob at ARZ 31 for 11 yards (J.Colson). P3
- 1-10-ARZ 31 (7:00) (No Huddle, Shotgun) K.Murray left end to ARZ 33 for 2 yards (J.Colson).
- 2-8-ARZ 33 (6:25) J.Conner right tackle to ARZ 43 for 10 yards (D.James; D.Perryman). R4
- 1-10-ARZ 43 (5:46) J.Conner left tackle to LAC 46 for 11 yards (C.Hart). R5
- 1-10-LAC 46 (5:00) J.Conner left tackle to LAC 46 for no gain (T.Tuipulotu; D.James).
- 2-10-LAC 46 (4:13) (Shotgun) K.Murray pass incomplete short right to J.Conner.
Timeout #1 by LAC at 04:10.
- 3-10-LAC 46 (4:10) (Shotgun) K.Murray pass incomplete short middle to G.Dortch.
- 4-10-LAC 46 (4:07) B.Gillikin punts 36 yards to LAC 10, Center-A.Brewer, fair catch by L.McConkey.

Timeout at 04:00.

Los Angeles Chargers at 4:00

- 1-10-LAC 10 (4:00) J.Herbert scrambles left end ran ob at LAC 14 for 4 yards (S.Thomas).
- 2-6-LAC 14 (3:20) (Shotgun) K.Vidal left end to LAC 15 for 1 yard (S.Thomas; K.White).
- 3-5-LAC 15 (2:34) (Shotgun) J.Herbert pass short right to S.Fehoko ran ob at LAC 24 for 9 yards. P4
- 1-10-LAC 24 (2:00) J.Dobbins left tackle to LAC 26 for 2 yards (L.Collier; G.Williams).
- 2-8-LAC 26 (1:17) (Shotgun) J.Herbert pass short right to J.Palmer to LAC 32 for 6 yards (G.Williams).
PENALTY on ARZ-S.Thomas, Illegal Contact, 5 yards, enforced at LAC 26 - No Play. X5
- 1-10-LAC 31 (:56) (Shotgun) J.Dobbins up the middle to LAC 29 for -2 yards (S.Thomas).
- 2-12-LAC 29 (:10) J.Herbert pass short left to W.Dissly pushed ob at LAC 47 for 18 yards (K.Barnes). P6

END OF QUARTER

	Score	Time Poss	First Downs				Efficiencies	
			R	P	X	T	3 Down	4 Down
Los Angeles Chargers	0	7:29	1	4	1	6	1/1	0/0
Arizona Cardinals	0	7:31	3	2	0	5	1/3	0/0

Second Quarter

10/21/2024

Play By Play

Los Angeles Chargers continued.

- 1-10-LAC 47 (15:00) J.Reagor right end to LAC 46 for -1 yards (S.Murphy-Bunting).
- 2-11-LAC 46 (14:20) (Shotgun) J.Herbert pass short middle to W.Dissly to ARZ 44 for 10 yards (M.Melton).
- 3-1-ARZ 44 (13:38) (Shotgun) J.Dobbins right tackle to ARZ 43 for 1 yard (L.Collier, K.White). R7
- 1-10-ARZ 43 (12:53) J.Herbert pass short left to J.Dobbins to ARZ 41 for 2 yards (D.Gardeck).
- 2-8-ARZ 41 (12:12) (Shotgun) J.Herbert pass incomplete short left to S.Fehoko.
- 3-8-ARZ 41 (12:08) (Shotgun) J.Herbert pass incomplete short right to S.Fehoko (M.Melton).
- 4-8-ARZ 41 (12:04) **C.Dicker 59 yard field goal is GOOD, Center-J.Harris, Holder-J.Scott.**

Timeout at 11:59.

LAC 3 ARZ 0, 13 plays, 49 yards, 1 penalty, 7:01 drive, 3:01 elapsed

C.Dicker kicks 67 yards from LAC 35 to ARZ -2. D.Dallas to ARZ 21 for 23 yards (T.Tuipulotu, H.Haskins).

Arizona Cardinals at 11:59, (1st play from scrimmage 11:54)

- 1-10-ARZ 21 (11:54) J.Conner left tackle to ARZ 26 for 5 yards (O.Ogbonnia).
 - 2-5-ARZ 26 (11:16) (Shotgun) K.Murray pass short right to M.Harrison to ARZ 30 for 4 yards (T.Still) [D.Perryman].
 - 3-1-ARZ 30 (10:47) C.Tune up the middle to ARZ 32 for 2 yards (T.Tuipulotu). R6
 - 1-10-ARZ 32 (10:06) K.Murray pass short right to J.Conner to 50 for 18 yards (C.Hart). FUMBLES (C.Hart), recovered by ARZ-T.McBride at LAC 43. P7
 - 1-10-LAC 43 (9:14) K.Murray pass short right to T.McBride to LAC 32 for 11 yards (C.Hart). P8
 - 1-10-LAC 32 (8:50) (No Huddle, Shotgun) Direct snap to J.Conner. J.Conner up the middle to LAC 18 for 14 yards (D.James; T.Still). R9
 - 1-10-LAC 18 (8:02) (Shotgun) PENALTY on LAC-T.Tart, Neutral Zone Infraction, 5 yards, enforced at LAC 18 - No Play.
 - 1-5-LAC 13 (7:43) (Shotgun) K.Murray pass short right to T.McBride to LAC 10 for 3 yards (C.Hart).
 - 2-2-LAC 10 (7:03) (Shotgun) J.Conner up the middle to LAC 7 for 3 yards (B.Dupree). R10
 - 1-7-LAC 7 (6:26) J.Conner left end pushed ob at LAC 5 for 2 yards (D.Henley).
 - 2-5-LAC 5 (5:44) (Shotgun) **K.Murray pass short right to G.Dortch for 5 yards, TOUCHDOWN.** P11
- C.Ryland extra point is GOOD, Center-A.Brewer, Holder-B.Gillikin.

Timeout at 05:40.

LAC 3 ARZ 7, 10 plays, 79 yards, 1 penalty, 6:19 drive, 9:20 elapsed

Los Angeles Chargers

** Injury Update: ARZ-S.Murphy-Bunting return is Questionable.

C.Ryland kicks 65 yards from ARZ 35 to end zone, Touchback to the LAC 30.

Los Angeles Chargers at 5:40

- 1-10-LAC 30 (5:40) J.Dobbins left tackle to LAC 32 for 2 yards (Ma.Wilson).
- 2-8-LAC 32 (5:00) (Shotgun) J.Herbert pass incomplete short right to L.McConkey.
- 3-8-LAC 32 (4:56) (Shotgun) J.Herbert pass short middle to W.Dissly to LAC 37 for 5 yards (J.Thompson, B.Baker) [D.Gardeck].
- 4-3-LAC 37 (4:08) J.Scott punts 36 yards to ARZ 27, Center-J.Harris, out of bounds.

Timeout at 04:01.

Arizona Cardinals at 4:01

- 1-10-ARZ 27 (4:01) (Shotgun) K.Murray pass short left to T.Reiman to ARZ 28 for 1 yard (D.James).
- 2-9-ARZ 28 (3:22) (Shotgun) K.Murray pass short middle to T.McBride to ARZ 42 for 14 yards (J.Colson; A.Gilman). P12
- 1-10-ARZ 42 (2:43) (Shotgun) K.Murray pass incomplete short right to M.Harrison (J.Taylor).
- 2-10-ARZ 42 (2:38) (Shotgun) Direct snap to J.Conner. J.Conner left end to ARZ 36 for -6 yards (J.Taylor, A.Gilman).

Two-Minute Warning

- 3-16-ARZ 36 (2:00) (Shotgun) E.Demercado right end to 50 for 14 yards (T.Still).
- Timeout #2 by LAC at 01:52.
- 4-2-50 (1:52) (Shotgun) PENALTY on ARZ, Delay of Game, 5 yards, enforced at 50 - No Play.
- 4-7-ARZ 45 (1:52) B.Gillikin punts 44 yards to LAC 11, Center-A.Brewer, fair catch by L.McConkey.

Los Angeles Chargers at 1:47

- 1-10-LAC 11 (1:47) (Shotgun) J.Herbert pass incomplete short right to J.Palmer.
 - 2-10-LAC 11 (1:42) (Shotgun) J.Herbert pass deep middle to J.Palmer to LAC 28 for 17 yards (B.Baker). P8
 - 1-10-LAC 28 (1:23) (No Huddle, Shotgun) J.Herbert pass deep right to J.Palmer pushed ob at ARZ 48 for 24 yards (M.Melton). P9
- Timeout #1 by ARZ at 01:15.

Los Angeles Chargers vs Arizona Cardinals at State Farm Stadium

- 1-10-ARZ 48 (1:15) (Shotgun) J.Herbert pass short middle to K.Vidal to ARZ 39 for 9 yards (K.White; K.Barnes).
- 2-1-ARZ 39 (:55) (No Huddle, Shotgun) K.Vidal left tackle to ARZ 32 for 7 yards (Z.Collins; K.White).
- 1-10-ARZ 32 (:35) (No Huddle, Shotgun) J.Herbert pass short right to W.Dissly to ARZ 28 for 4 yards (J.Thompson).
Timeout #3 by LAC at 00:30.
- 2-6-ARZ 28 (:30) (Shotgun) J.Herbert sacked at ARZ 32 for -4 yards (B.Stille).
- 3-10-ARZ 32 (:04) (No Huddle) J.Herbert spiked the ball to stop the clock.
- 4-10-ARZ 32 (:03) **C.Dicker 50 yard field goal is GOOD, Center-J.Harris, Holder-J.Scott.**

LAC 6 ARZ 7, 9 plays, 57 yards, 1:47 drive, 15:00 elapsed
--

END OF QUARTER

	Score	Time Poss	First Downs				Efficiencies	
			R	P	X	T	3 Down	4 Down
Los Angeles Chargers	6	6:27	2	2	0	4	1/4	0/0
Arizona Cardinals	7	8:33	3	4	0	7	1/2	0/0

Third Quarter

10/21/2024

Play By Play

LAC elects to Receive, and ARZ elects to defend the South goal.

C.Ryland kicks 65 yards from ARZ 35 to end zone, Touchback to the LAC 30.

Los Angeles Chargers at 15:00

- 1-10-LAC 30 (15:00) (Shotgun) J.Dobbins up the middle to LAC 36 for 6 yards (D.Gardeck, L.Collier).
- 2-4-LAC 36 (14:25) J.Dobbins up the middle to LAC 38 for 2 yards (L.Collier; K.White).
- 3-2-LAC 38 (13:47) J.Dobbins left end to LAC 49 for 11 yards (G.Williams, B.Baker). R11
- ** Injury Update: ARZ-S.Murphy-Bunting is Out of the game.
- 1-10-LAC 49 (13:06) J.Herbert pass short middle to J.Palmer to ARZ 38 for 13 yards (M.Melton). P12
- 1-10-ARZ 38 (12:25) (Shotgun) J.Herbert pass short left to J.Reagor to ARZ 38 for no gain (Z.Collins).
PENALTY on LAC-R.Slater, Offensive Holding, 10 yards, enforced at ARZ 38 - No Play.
- 1-20-ARZ 48 (12:03) (Shotgun) J.Herbert pass incomplete short right to L.McConkey.
- 2-20-ARZ 48 (11:59) (Shotgun) J.Herbert sacked at LAC 44 for -8 yards (N.Jones).
- 3-28-LAC 44 (11:15) (Shotgun) J.Herbert pass short right to J.Dobbins to ARZ 46 for 10 yards (B.Baker).
- 4-18-ARZ 46 (10:34) J.Scott punts 39 yards to ARZ 7, Center-J.Harris, downed by LAC-T.Dye. ARZ-D.Gardeck was injured during the play.

Timeout at 10:25.

Arizona Cardinals at 10:25

- 1-10-ARZ 7 (10:25) J.Conner up the middle to ARZ 11 for 4 yards (O.Ogbonnia, P.Ford).
- 2-6-ARZ 11 (9:45) (Shotgun) K.Murray pass incomplete short right to M.Harrison.
- 3-6-ARZ 11 (9:40) (Shotgun) K.Murray pass incomplete deep right to Mi.Wilson.
PENALTY on LAC-C.Hart, Defensive Pass Interference, 22 yards, enforced at ARZ 11 - No Play. X13
- 1-10-ARZ 33 (9:35) (Shotgun) J.Conner right end to ARZ 33 for no gain (E.Molden).
- 2-10-ARZ 33 (8:52) (Shotgun) J.Conner left tackle pushed ob at ARZ 46 for 13 yards (D.James). R14
- 1-10-ARZ 46 (8:10) K.Murray pass short right to E.Higgins to ARZ 47 for 1 yard (D.Henley).
- 2-9-ARZ 47 (7:21) (Shotgun) *PENALTY on ARZ, Delay of Game, 5 yards, enforced at ARZ 47 - No Play.*
- 2-14-ARZ 42 (7:04) (Shotgun) J.Conner left end pushed ob at LAC 45 for 13 yards (A.Gilman).
- 3-1-LAC 45 (6:50) C.Tune up the middle to LAC 45 for no gain (D.Henley).
- 4-1-LAC 45 (6:08) C.Tune up the middle to LAC 45 for no gain (O.Ogbonnia; K.Mack).

Timeout at 06:06.

Los Angeles Chargers

** Injury Update: ARZ-D.Gardeck return is Questionable.

Los Angeles Chargers at 6:06

- 1-10-LAC 45 (6:06) (Shotgun) J.Dobbins left tackle to LAC 47 for 2 yards (N.Jones).
- 2-8-LAC 47 (5:24) (Shotgun) J.Herbert pass incomplete short right [K.White].
- 3-8-LAC 47 (5:15) (Shotgun) J.Herbert pass deep right to S.Fehoko to ARZ 28 for 25 yards (G.Williams). P13
- 1-10-ARZ 28 (4:27) *PENALTY on LAC-J.Alt, False Start, 5 yards, enforced at ARZ 28 - No Play.*
- 1-15-ARZ 33 (4:07) (Shotgun) J.Dobbins left tackle to ARZ 31 for 2 yards (J.Luketa; J.Thompson).
- 2-13-ARZ 31 (3:27) (Shotgun) J.Herbert pass short right to L.McConkey to ARZ 25 for 6 yards (M.Melton).
- 3-7-ARZ 25 (2:56) (Shotgun) J.Herbert pass short right to J.Dobbins pushed ob at ARZ 11 for 14 yards (M.Melton). P14
- Timeout #1 by LAC at 02:12.
- 1-10-ARZ 11 (2:12) (Shotgun) K.Vidal up the middle to ARZ 9 for 2 yards (Z.Collins).
- 2-8-ARZ 9 (1:31) (Shotgun) J.Herbert sacked at ARZ 10 for -1 yards (D.Stills).
- 3-9-ARZ 10 (:47) (Shotgun) J.Herbert pass incomplete short middle to W.Dissly (G.Williams).
- 4-9-ARZ 10 (:43) **C.Dicker 28 yard field goal is GOOD, Center-J.Harris, Holder-J.Scott.**

Timeout at 00:40.

LAC 9 ARZ 7, 10 plays, 45 yards, 5:26 drive, 14:20 elapsed

C.Dicker kicks 65 yards from LAC 35 to end zone, Touchback to the ARZ 30.

Arizona Cardinals at 0:40

- 1-10-ARZ 30 (:40) K.Murray pass short middle to Mi.Wilson to ARZ 45 for 15 yards (D.Perryman). P15
- 1-10-ARZ 45 (:01) (Shotgun) J.Conner right tackle to ARZ 46 for 1 yard (B.Dupree; K.Mack).

Los Angeles Chargers vs Arizona Cardinals at State Farm Stadium

END OF QUARTER

	Time	First Downs				Efficiencies		
Score	Poss	R	P	X	T	3 Down	4 Down	
Los Angeles Chargers	9	10:01	1	3	0	4	3/5	0/0
Arizona Cardinals	7	4:59	1	1	1	3	0/1	0/1

Fourth Quarter

10/21/2024

Play By Play

Arizona Cardinals continued.

- 2-9-ARZ 46 (15:00) (Shotgun) K.Murray pass short left to M.Harrison to LAC 44 for 10 yards (A.Gilman). P16
- 1-10-LAC 44 (14:26) **K.Murray scrambles left end for 44 yards, TOUCHDOWN.** R17
- C.Ryland extra point is GOOD, Center-A.Brewer, Holder-B.Gillikin.

Timeout at 14:14.

LAC 9 ARZ 14, 4 plays, 70 yards, 1:26 drive, 0:46 elapsed

C.Ryland kicks 65 yards from ARZ 35 to end zone, Touchback to the LAC 30.

Los Angeles Chargers at 14:14

- 1-10-LAC 30 (14:14) J.Herbert pass short right to L.McConkey to LAC 33 for 3 yards (M.Melton; K.White). FUMBLES (M.Melton), ball out of bounds at LAC 33.
- 2-7-LAC 33 (13:38) J.Herbert pass deep right to S.Smartt pushed ob at ARZ 36 for 31 yards (J.Thompson). P15
- 1-10-ARZ 36 (12:59) (Shotgun) J.Herbert pass incomplete deep right to S.Smartt.
- 2-10-ARZ 36 (12:54) (Shotgun) J.Herbert pass incomplete deep right to W.Dissly.
- 3-10-ARZ 36 (12:48) (Shotgun) J.Herbert pass short right to E.Tomlinson to ARZ 29 for 7 yards (K.Barnes; B.Baker) [D.Stills]. ARZ-L.Collier was injured during the play.

Timeout at 12:26.

- 4-3-ARZ 29 (12:13) **C.Dicker 47 yard field goal is GOOD, Center-J.Harris, Holder-J.Scott.**

LAC 12 ARZ 14, 6 plays, 41 yards, 2:05 drive, 2:51 elapsed

C.Dicker kicks 65 yards from LAC 35 to end zone, Touchback to the ARZ 30.

Arizona Cardinals at 12:09

- 1-10-ARZ 30 (12:09) (Shotgun) K.Murray pass short left to T.McBride to ARZ 42 for 12 yards (C.Hart). P18
- 1-10-ARZ 42 (11:41) (No Huddle) J.Conner left end pushed ob at ARZ 48 for 6 yards (D.Henley).
- 2-4-ARZ 48 (11:03) J.Conner right tackle to LAC 45 for 7 yards (O.Ogbonnia, D.Perryman). LAC-O.Ogbonnia was injured during the play. R19
- 1-10-LAC 45 (10:27) K.Murray pass incomplete short right to M.Harrison (C.Hart).
- 2-10-LAC 45 (10:22) (Shotgun) K.Murray pass incomplete short middle to Z.Jones.
- 3-10-LAC 45 (10:18) (Shotgun) K.Murray pass incomplete short left to Mi.Wilson.
- 4-10-LAC 45 (10:13) B.Gillikin punts 44 yards to LAC 1, Center-A.Brewer, downed by ARZ-J.Blount.

Timeout at 10:06.

Los Angeles Chargers at 10:06

- 1-10-LAC 1 (10:06) (Shotgun) J.Herbert pass short right to L.McConkey pushed ob at LAC 13 for 12 yards (M.Melton). P16
- 1-10-LAC 13 (9:35) J.Dobbins left tackle to LAC 14 for 1 yard (K.White).
- 2-9-LAC 14 (8:58) (Shotgun) J.Herbert pass incomplete short right to W.Dissly.
- 3-9-LAC 14 (8:53) (Shotgun) J.Herbert pass short right to W.Dissly pushed ob at LAC 24 for 10 yards (M.Melton). P17
- 1-10-LAC 24 (8:16) (Shotgun) J.Herbert pass short middle to W.Dissly to LAC 36 for 12 yards (B.Baker). ** Injury Update: ARZ-L.Collier has returned to the game. P18
- 1-10-LAC 36 (7:49) (No Huddle, Shotgun) J.Herbert pass short left to L.McConkey to LAC 40 for 4 yards (G.Williams) [N.Jones].
- 2-6-LAC 40 (7:10) J.Herbert pass short middle to L.McConkey to ARZ 39 for 21 yards (S.Thomas; J.Thompson). P19
- 1-10-ARZ 39 (6:26) J.Herbert pass short right to J.Palmer to ARZ 30 for 9 yards (M.Melton).
- 2-1-ARZ 30 (5:45) (Shotgun) J.Dobbins up the middle to ARZ 30 for no gain (J.Luketa).
- 3-1-ARZ 30 (5:06) H.Haskins left tackle to ARZ 30 for no gain (K.White; Ma.Wilson).
- 4-1-ARZ 30 (4:10) J.Salyer reported in as eligible. H.Haskins up the middle to ARZ 28 for 2 yards (J.Luketa). R20
- 1-10-ARZ 28 (3:32) J.Dobbins right end to ARZ 26 for 2 yards (B.Baker).
- 2-8-ARZ 26 (2:49) (Shotgun) J.Herbert scrambles right end to ARZ 22 for 4 yards (K.White).
- 3-4-ARZ 22 (2:02) (Shotgun) J.Herbert pass incomplete deep right to S.Fehoko.

Two-Minute Warning

- 4-4-ARZ 22 (1:58) **C.Dicker 40 yard field goal is GOOD, Center-J.Harris, Holder-J.Scott.**

LAC 15 ARZ 14, 15 plays, 77 yards, 8:12 drive, 13:06 elapsed

C.Dicker kicks 65 yards from LAC 35 to end zone, Touchback to the ARZ 30.

Arizona Cardinals at 1:54

- 1-10-ARZ 30 (1:54) (Shotgun) K.Murray pass incomplete short left to Mi.Wilson.
- 2-10-ARZ 30 (1:51) (Shotgun) K.Murray pass incomplete short right to M.Harrison.
- PENALTY on LAC-C.Hart, Unnecessary Roughness, 15 yards, enforced at ARZ 30 - No Play.* X20

Los Angeles Chargers vs Arizona Cardinals at State Farm Stadium

<u>1-10-ARZ 45</u>	(1:45) (Shotgun) K.Murray pass short middle to J.Conner pushed ob at LAC 22 for 33 yards (D.James).	P21
<u>1-10-LAC 22</u>	(1:34) J.Conner right tackle to LAC 17 for 5 yards (D.James). ** Injury Update: LAC-O.Ogbonnia has returned to the game. Timeout #2 by LAC at 01:29.	
2-5-LAC 17	(1:29) J.Conner left tackle to LAC 11 for 6 yards (J.Colson; C.Hart). Timeout #3 by LAC at 01:19.	R22
<u>1-10-LAC 11</u>	(1:19) K.Murray kneels to LAC 12 for -1 yards. Timeout #1 by ARZ at 00:37.	
2-11-LAC 12	(:37) K.Murray kneels to LAC 14 for -2 yards. Timeout #2 by ARZ at 00:02.	
3-13-LAC 14	(:02) C.Ryland 32 yard field goal is GOOD, Center-A.Brewer, Holder-B.Gillikin.	

LAC 15 ARZ 17, 7 plays, 56 yards, 1 penalty, 1:54 drive, 15:00 elapsed

END OF QUARTER	Score	Time Poss	First Downs				Efficiencies	
			R	P	X	T	3 Down	4 Down
Los Angeles Chargers	15	10:17	1	5	0	6	1/4	1/1
Arizona Cardinals	17	4:43	3	3	1	7	0/1	0/0

Miscellaneous Statistics Report

Los Angeles Chargers vs Arizona Cardinals
10/21/2024 at State Farm Stadium

Ten Longest Plays for Los Angeles Chargers

Yards	Qtr	Play Start	Play Description
31	4	2-7-LAC 33	(13:38) J.Herbert pass deep right to S.Smartt pushed ob at ARZ 36 for 31 yards (J.Thompson).
25	3	3-8-LAC 47	(5:15) (Shotgun) J.Herbert pass deep right to S.Fehoko to ARZ 28 for 25 yards (G.Williams).
24	2	1-10-LAC 28	(1:23) (No Huddle, Shotgun) J.Herbert pass deep right to J.Palmer pushed ob at ARZ 48 for 24 yards (M.Melton).
21	4	2-6-LAC 40	(7:10) J.Herbert pass short middle to L.McConkey to ARZ 39 for 21 yards (S.Thomas; J.Thompson).
18	1	2-12-LAC 29	(:10) J.Herbert pass short left to W.Dissly pushed ob at LAC 47 for 18 yards (K.Barnes).
17	2	2-10-LAC 11	(1:42) (Shotgun) J.Herbert pass deep middle to J.Palmer to LAC 28 for 17 yards (B.Baker).
15	1	1-10-LAC 34	(9:01) (Shotgun) J.Herbert pass short right to W.Dissly to LAC 49 for 15 yards (S.Murphy-Bunting; Ma.Wilson).
14	3	3-7-ARZ 25	(2:56) (Shotgun) J.Herbert pass short right to J.Dobbins pushed ob at ARZ 11 for 14 yards (M.Melton).
13	3	1-10-LAC 49	(13:06) J.Herbert pass short middle to J.Palmer to ARZ 38 for 13 yards (M.Melton).
12	4	1-10-LAC 1	(10:06) (Shotgun) J.Herbert pass short right to L.McConkey pushed ob at LAC 13 for 12 yards (M.Melton).

Ten Longest Plays for Arizona Cardinals

Yards	Qtr	Play Start	Play Description
44	4	1-10-LAC 44	(14:26) K.Murray scrambles left end for 44 yards, TOUCHDOWN.
33	4	1-10-ARZ 45	(1:45) (Shotgun) K.Murray pass short middle to J.Conner pushed ob at LAC 22 for 33 yards (D.James).
25	2	1-10-ARZ 32	(10:06) K.Murray pass short right to J.Conner to 50 for 18 yards (C.Hart). FUMBLES (C.Hart), recovered by ARZ-T.McBride at
16	1	2-9-ARZ 43	(12:50) (Shotgun) K.Murray scrambles left end to LAC 41 for 16 yards (A.Gilman).
15	3	1-10-ARZ 30	(:40) K.Murray pass short middle to Mi.Wilson to ARZ 45 for 15 yards (D.Perryman).
14	2	1-10-LAC 32	(8:50) (No Huddle, Shotgun) Direct snap to J.Conner. J.Conner up the middle to LAC 18 for 14 yards (D.James; T.Still).
14	2	2-9-ARZ 28	(3:22) (Shotgun) K.Murray pass short middle to T.McBride to ARZ 42 for 14 yards (J.Colson; A.Gilman).
14	2	3-16-ARZ 36	(2:00) (Shotgun) E.Demercado right end to 50 for 14 yards (T.Still).
13	3	2-10-ARZ 33	(8:52) (Shotgun) J.Conner left tackle pushed ob at ARZ 46 for 13 yards (D.James).
13	3	2-14-ARZ 42	(7:04) (Shotgun) J.Conner left end pushed ob at LAC 45 for 13 yards (A.Gilman).

Touchdown Scoring Information

		Offense	Defense	Special Teams
VISITOR	Los Angeles Chargers	0	0	0
HOME	Arizona Cardinals	2	0	0

Player Scoring Information

Club	Player	TD	Rush TD	Rec TD	KO TD	Punt TD	Int TD	Fum TD	Misc TD	FG	XP	2Pt Rush	2Pt Rec	Sfty	Points
LAC	C.Dicker	0	0	0	0	0	0	0	0	5	0	0	0	0	15
ARZ	K.Murray	0	1	0	0	0	0	0	0	0	0	0	0	0	6
ARZ	G.Dortch	0	0	1	0	0	0	0	0	0	0	0	0	0	6
ARZ	C.Ryland	0	0	0	0	0	0	0	0	1	2	0	0	0	5

Possession Detail

	First Half		Second Half		Game	
	Visitor	Home	Visitor	Home	Visitor	Home
Largest Lead	3	4	2	5	3	5
Drives Leading	0	1	0	2	0	3
Time of Possession Leading	0:00	2:14	0:00	6:22	0:00	8:36
Largest Deficit	-4	-3	-5	-2	-5	-3
Drives Trailing	2	1	4	2	6	3
Time of Possession Trailing	3:26	6:19	20:18	3:20	23:44	9:39
Times Score Tied Up		0		0		0
Lead Changes		2		4		6

Playtime Percentage

Percent of playtime per player on offense, defense and special teams (Unofficial)

Los Angeles Chargers

Arizona Cardinals

		Offense	Defense	Special Teams				Offense	Defense	Special Teams	
J.Alt	T	66	100%	5	23%	E.Brown	C	57	100%	3	14%
R.Slater	T	66	100%	5	23%	H.Froholdt	C	57	100%	3	14%
T.Pipkins	T	66	100%	5	23%	P.Johnson	T	57	100%	3	14%
Z.Johnson	G	66	100%	5	23%	K.Beachum	T	57	100%		
J.Herbert	QB	66	100%			K.Murray	QB	54	95%		
B.Bozeman	C	66	100%			T.McBride	TE	54	95%		
S.Fehoko	WR	61	92%			M.Harrison	WR	48	84%		
L.McConkey	WR	57	86%	3	14%	J.Conner	RB	48	84%		
W.Dissly	TE	48	73%			Mi.Wilson	WR	44	77%		
J.Dobbins	RB	45	68%			T.Colon	C	37	65%	3	14%
J.Palmer	WR	39	59%			T.Reiman	TE	30	53%	8	36%
E.Tomlinson	TE	22	33%	10	45%	E.Higgins	TE	21	37%	10	45%
K.Vidal	RB	18	27%			I.Adams	G	20	35%	3	14%
J.Reagor	WR	15	23%	4	18%	G.Dortch	WR	17	30%	9	41%
S.Matlock	FB	11	17%	9	16%	Z.Jones	WR	11	19%		
S.Smartt	TE	7	11%	4	18%	E.Demercado	RB	6	11%		
H.Haskins	RB	3	5%	11	50%	T.Benson	RB	4	7%		
B.Rice	WR	3	5%	3	14%	C.Tune	QB	3	5%		
J.Salyer	G	1	2%	5	23%	Z.Pascal	WR	2	4%	14	64%
A.Gilman	SS		57 100%	3	14%	S.Thomas	CB		66 100%	6	27%
D.James	SS		57 100%	3	14%	B.Baker	SS		66 100%		
C.Hart	CB		54 95%	6	27%	J.Thompson	FS		66 100%		
T.Still	CB		54 95%	4	18%	K.White	LB		66 100%		
D.Henley	LB		46 81%	10	45%	Ma.Wilson	LB		59 89%	1	5%
K.Mack	DE		46 81%			M.Melton	CB		52 79%	12	55%
T.Tuipulotu	DE		44 77%	16	73%	G.Williams	CB		52 79%		
P.Ford	DE		35 61%	3	14%	Z.Collins	LB		40 61%	1	5%
O.Ogbonnia	DT		35 61%	2	9%	D.Stills	DT		36 55%	4	18%
M.Fox	DT		34 60%	6	27%	L.Collier	DT		33 50%		
D.Perryman	LB		33 58%	6	27%	J.Okwara	LB		29 44%	6	27%
J.Colson	LB		31 54%	8	36%	B.Stille	DT		27 41%		
B.Dupree	LB		29 51%	3	14%	J.Luketa	LB		22 33%	19	86%
T.Tart	DT		19 33%	3	14%	D.Gardeck	LB		22 33%	8	36%
J.Taylor	CB		16 28%	8	36%	K.Barnes	LB		20 30%	19	86%
E.Molden	CB		14 25%	8	36%	N.Jones	DT		20 30%	5	23%
K.Fulton	CB		10 18%			R.Lopez	NT		20 30%	4	18%
J.Eboigbe	DE		4 7%	1	5%	K.Tonga	NT		14 21%	1	5%
N.Niemann	LB			14	64%	S.Murphy-Bunting	CB		14 21%		
T.Dye	LB			14	64%	D.Taylor-Demerson	FS		2 3%	15	68%
A.Finley	FS			11	50%	J.Blount	FS			19	86%
D.Bootle	CB			11	50%	M.Bailey	LB			16	73%
C.Dicker	K			10	45%	D.Dallas	RB			14	64%
J.Harris	LS			7	32%	D.Hall	FS			9	41%
J.Scott	P			7	32%	A.Brewer	LS			7	32%
S.Mustipher	C			5	23%						

B.Gillikin	P	7	32%
C.Ryland	K	6	27%
C.Heck	T	3	14%
J.Gaines	G	3	14%