PIT
AT
LAC
NOVEMBER 9TH
8:20 PM ET I NBC
SOFI STADIUM
LOS ANGELES, CA

UPMC Rooney Sports Complex
3400 South Water Street Pittsburgh, PA 15203
(412) 432-7820

@Steelers | @SteelersPRDept www.Steelers.com | www.NFLOMG.com

PITTSBURGH STEELERS GAME RELEASE WEEK 10 — L.A. CHARGERS

GAME INFORMATION

	Sunday, November 9 8:20 p.m. ET	SoFi Stadium Los Angeles, CA Capacity 70,000 // Matrix® Turf
	NBC Locally WPXI-TV	Mike Tirico (play-by-play) Cris Collinsworth (analysis) Melissa Stark (field reporter)
	Steelers Audio Network (48 affiliates) 102.5 WDVE-FM (Pittsburgh) 970 WBGG-AM (Pittsburgh)	Rob King (play-by-play) Max Starks (analysis) Missi Matthews (field reporter)
	Westwood One Sports	Ryan Radtke (play-by-play) Mike Golic (analysis)

THE SERIES

All-Time	Steelers lead, 25-11	Last: Steelers Win, 20-10 (Sept. 22, 2024)
Home	Steelers lead, 16-4	Last: Steelers Win, 20-10 (Sept. 22, 2024)
Away	Steelers lead, 9-7	Last: Chargers Win, 41-27 (Nov. 21, 2021)
Playoffs	Chargers lead, 1-2	Last: Steelers Win, 35-24 (Jan. 11, 2009)

THE COACHES

	Head Coach	At Franchise	Overall	vs. Opp
Steelers	Mike Tomlin	188-110-2 (19)	188-110-2 (19)	5-3
Chargers	Jim Harbaugh	17-9 (2)	61-28-1 (6)	1-1

2025 REGULAR-SEASON SCHEDULE (5-3)

Day	Date	Opponent	TV	Time/Result
Sun.	Sept. 7	at N.Y. Jets		W, 34-32
Sun.	**Sept. 14**	**Seattle**	FOX	**L, 17-31**
Sun.	Sept. 21	at New England		W, 21-14
Sun.	**Sept. 28**	**vs. Minnesota**	NFL Network	**W, 24-21**
BYE WEEK				
Sun.	**Oct. 12**	**Cleveland**		**W, 23-9**
Thur.	Oct. 16	at Cincinnati	Thanksgiving Night Football	L, 31-33
Sun.	**Oct. 26**	**Green Bay**		**L, 25-35**
Sun.	**Nov. 2**	**Indianapolis**		**W, 27-20**
Sun.	Nov. 9	at L.A. Chargers*		8:20 p.m.
Sun.	**Nov. 16**	**Cincinnati***		**1 p.m.**
Sun.	Nov. 23	at Chicago*		1 p.m.
Sun.	**Nov. 30**	**Buffalo***		**4:25 p.m.**
Sun.	Dec. 7	at Baltimore*		1 p.m.
Mon.	**Dec. 15**	**Miami***	Monday Night Football	**8:15 p.m.**
Sun.	Dec. 21	at Detroit*		4:25 p.m.
Sun.	Dec. 28	at Cleveland*		1 p.m.
TBD	**TBD**	**Baltimore***		**TBD**

***Times and TV network may change due to flexible scheduling*

NOTE: All times are Eastern

Home games in **BOLD**

WHAT'S INSIDE

3	Covering the Steelers	64	Special Teams Notes	321	Big Yardage Games	346-347	Team/NFL Rankings
4	Countdown to Kickoff	65-80	Mike Tomlin Notes	322-323	Big Pass Plays/Run Plays	348-349	GBG Stats (Offense/Defense)
5-8	Postgame Notes (Week 9)	81	Mike Tomlin's Record When	324-325	Big Plays (GBG)/Opp.	350-351	Turnover Chart
9-11	Sunday Night Football	82	2025 NFL Standings	326	Big Returns/Opp.	352	Ind. GBG (Passing)
12-14	Primetime Games	83	Steelers Record When...	327-329	Drive Charts/Opening Drives	353	Ind. GBG (Rushing)
15-16	Steelers in Domes	84	Alphabetical Roster	330-331	Drive Production (GBG)/Opp.	354	Ind. GBG (Receiving)
17	Steelers on the West Coast	85	Numerical Roster	332	Scoring Breakdown	355-356	Ind. GBG (Defense)
18-19	Connections w/ Chargers	86	Roster by Position	333-334	Scoring Drives/Opp.	357	Ind. GBG (Fumble Returns)
20-22	Series History w/ Chargers	87	Roster by Experience	335-336	Longest Drives/Opp.	358	Ind. GBG (Int. Returns)
23	Last Meeting w/ Chargers	88	Roster Construction	337-338	Red-Zone Efficiency	359	Ind. GBG (Special Teams)
24-29	Team Notes	89-91	Depth Chart/Transactions	339	Goal to Go Situations/Opp.	360	Ind. GBG (Punting)
29-42	Individual Defense Notes	92-313	Player Pages	340	Yards Gained by Down	361	Ind. GBG (Field Goals)
42-49	Team Defense Notes	314-315	Results/Ind. Statistics	341	Third Down Efficiency/Opp.	362	Ind. GBG (Kickoff Returns)
50-58	Individual Offense Notes	316	Special Teams Tackles	342	Fourth Down Efficiency/Opp.	363	Ind. GBG (Punt Returns)
59-60	Team Offense Notes	317-318	GBG Starters/Participation	343-344	Defensive Summaries	364-371	Game Summaries
60-64	Ind. Special Teams Notes	319-320	Individual Game Highs/Opp.	345	Defensive Stats (GBG)	372-374	The Last Time

PITTSBURGH STEELERS COMMUNICATION STAFF CONTACTS

STAFF MEMBER	EMAIL
Burt Lauten, Senior Director of Communications	lautenb@steelers.nfl.com
Michael Bertsch, Assistant Director of Communications	bertschm@steelers.nfl.com
Angela Tegnelia, Communications Manager	tegneliaa@steelers.nfl.com
MacKaiya Cherry, Communications Coordinator	cherrym@steelers.nfl.com
Jordan Spagnolli, Communications Intern	spagnollija@steelers.nfl.com

WEEKLY MEDIA SCHEDULE

- The Steelers will make head coach **Mike Tomlin** available for a press conference at **Noon ET** on **Tuesday**, **Nov**. **4**. Tomlin will be available in the media work room at the **UPMC Rooney Sports Complex**.

Monday, Nov. 3
- No player availability: day off

Tuesday, Nov. 4
- **Mike Tomlin** press conference: Noon
- Lunch: 11:30 a.m. – Noon
- No player availability: day off

Wednesday, Nov. 5
- Open locker room: 10:45 – 11 a.m.
- Practice: 12:45 – 2:45 p.m.
- Lunch: 1 – 1:30 p.m.
- **Mike Tomlin** is available upon request after practice on the field
- Open locker room: 2:45 – 3:15 p.m.

Thursday, Nov. 6
- Open locker room: 10:45 – 11 a.m.
- **Teryl Austin**, **Arthur Smith** are available after walk thru in the media room: approx. 11:45 a.m. ET
- Practice: 12:45 – 2:45 p.m.
- Lunch: 1 – 1:30 p.m.
- Open locker room: 2:45 – 3:15 p.m.

Friday, Nov. 7
- Open locker room: 11 – 11:15 a.m.
- Practice: 11:30 a.m. – 1:30 p.m.
- Lunch: Noon – 12:30 p.m.
- **Mike Tomlin** is available upon request after practice on the field
- Open locker room: 1:30 – 2 p.m.

Saturday, Nov. 8
- No media availability: day before game

Sunday, Nov. 9
- Pittsburgh Steelers at L.A. Chargers: 8:20 p.m. (NBC, locally WPXI-TV)

Schedule subject to change

NFLCOMMUNICATIONS.COM

- Journalists worldwide have access to the dedicated media website featuring news from the NFL and its teams. Daily releases, statistics, domestic and international NFL updates and other information about the NFL are available.

OFFICIAL STEELERS WEBSITE

- Media and fans can read about the latest Steelers news on the official Steelers website. The site, www.steelers.com, features breaking news statistics, player biographies and much more.

STEELERS NATION HD RADIO

- Steelers Nation Radio is a 24-hour/day HD radio station dedicated specifically to the Pittsburgh Steelers. It can be heard on www.steelers.com, the official Steelers app or the iheart app on your smartphone, and at 102.5 WDVE HD2.
- A daily schedule of what is on Steelers Nation HD Radio is available at www.facebook.com/steelersnationradio.

PITTSBURGH STEELERS ON OMG

- The Steelers media website is www.NFLOMG.com. Please follow the link and click on the Steelers logo to access the team's page.
- For general access to the NFL OMG site, use the following user name (steelersmedia) and password (steelersmedia).
- For customized access to the NFL OMG site, please email **Michael Bertsch** at BertschM@steelers.nfl.com, **MacKaiya Cherry** at CherryM@steelers.nfl.com and/or **Jordan Spagnolli** at Spagnollija@steelers.nfl.com. An account will be setup that utilizes your email address as your username and "SteelersMedia" as your password.
- The Steelers interactive site will contain the complete 2025 Media Guide, all weekly game releases, player bios and rosters, Steelers staff information and bios, weekly flip cards, a game tracker, all Steelers team and individual records and statistics, Steelers historical information, daily press releases and transcripts and much more.
- The game releases and media guide are updated weekly during the season and available in a PDF format. Team notes, player bios, team and individual records, miscellaneous stats and game summaries are updated following each game and posted on the site.
- On gamedays, the site will host live statistics, updated player notes, postgame quotes and more. It is an easy-to use, one-stop shop for all media needs and information regarding the Steelers.

STEELERS RADIO COVERAGE

For the 26th consecutive year, WDVE-FM (102.5) and WBGG-AM (970) are carrying all Steelers games.

Additionally, Steelers games can be heard on a 48-station network spanning Pennsylvania, West Virginia, Ohio, Maryland, New York and South Carolina. All Steelers games will be broadcast in both English and Spanish on Steelers.com.

For the second season, Rob King serves as the "Voice of the Steelers" and handles play-by-play duties for the broadcast. Former lineman and two-time Super Bowl champion Max Starks, a key member of the Steelers Audio Network broadcast team since 2021, transitions from his previous role as sideline analyst to color commentator for game day broadcasts. In her seventh year, Missi Matthews continues to deliver in-depth game day reporting from the sidelines.

Fans in Mexico can also listen to Steelers broadcasts on Grupo Imagen and games are heard on www.steelers.com/espanol. Stations on the Steelers Radio Network include:

FLAGSHIP STATIONS

WDVE-FM (102.5), WBGG-AM (970)

AFFILIATES

PENNSYLVANIA
Altoona-WVAM (1430)
Altoona-WRKY (104.9)
Beaver Falls-WBVP (1230)
Beaver Falls-WMBA (1460)
Bedford-WBVE (107.5)
Butler-WISR (680)
Chambersburg-WCHA (800)
Clarendon-WKNB (104.3)
Clarion-WCCR (92.7)
Cooperstown-WUUZ (107.7)
DuBois-WIFT (102.1)
DuBois-WKFT (101.3)
Erie-WRKT (104.9)
Johnstown-WNTJ (1490)
Johnstown-WRKW (99.1)
Latrobe-WCNS (1480)
Milton-WVLY (100.9)
Saegertown-WUZZ (94.3)
Somerset-WNTI (990)
Starview-WONN (92.7)
State College-WQWK (1450)

PENNSYLVANIA
Uniontown-WMBS (590)
Washington-WJPA (1450)
Williamsport-WCXR (99.3)
Williamsport-WZXR (103.7)

MARYLAND
Cumberland-WRQE (106.1)
Hagerstown-WHAG (1410)

OHIO
Fremont-WOHF (92.1)
Marietta-WJAW (630)
Youngstown-WNIO (1390)

VIRGINIA
Vienna-WDMX (100.1)

WEST VIRGINIA
Fairmont-WRLF (94.3)
Fairmont-WMMN (920)
New Martinsville-WXCR (92.3)

@STEELERSPRDEPT

The Steelers Communications Department has created an X account for media to follow for news and information. The department's X account is the primary platform for how the team disseminates news and information including press releases, media advisories, practice and media availability times and more.

COUNTDOWN TO KICKOFF	
.619	**Mike Tomlin** is 108-66-2 (.619) in regular-season games decided by one score (eight points or less). His .619 regular-season win percentage in games decided by one score is the best in the NFL since the 1970 AFL-NFL merger (min. 100 games).
.727	Pittsburgh's .727 regular-season winning percentage vs. L.A. Chargers is the third-highest over any AFC opponent since the 1970 AFL-NFL merger.
1	**T.J. Watt** is the only player in NFL history with 113.0+ sacks, 132+ TFL, 237+ QB hits, 35+ forced fumbles, 24+ strip sacks and 14+ fumble recoveries.
1	**Cameron Heyward** joined Joe Greene as the only interior defensive linemen in franchise history to be voted AP First Team All-Pro four times. His four AP First Team All-Pro selections is tied for the third-most among active NFL players.
1ST	**Aaron Rodgers** ranks first in NFL history in TD percentage (6.1), TD-to-INT ratio (4.3), passer rating (102.6) and lowest career interception percentage (1.4%) among quarterbacks (min. 150 games started).
1ST	**T.J. Watt** the first player in franchise history selected Team MVP on five occasions (2019-21, 2023-24), has garnered either AP First Team (2019-21, 2023) or Second Team (2024) All-Pro honors five times in his eight-year career.
2ND	**DK Metcalf** has recorded three 1,000-yard receiving seasons (2020, 2022 and 2023), registered 16 100-yard receiving games and posted 14 catches of 50+ yards in his career. He joined Randy Moss as the only players in NFL history with 50 receptions, 900 yards and five TDs in each of their first six seasons.
2ND	In Week 7 at Cincinnati, **Pat Freiermuth** became the second tight end in franchise history to record 100+ receiving yards and 2+ TD receptions in the same game.
2-2-2	**Jalen Ramsey** – three-time AP First Team All-Pro –was the first Steelers defensive back with at least 2.0 sacks, two TFL and two QB hits in a single game since Mike Hilton in Week 16 of 2017 at Houston (Week 6 vs. Cleveland).
2	**Aaron Rodgers** has been named AP NFL MVP four times (2011, '14, '20, '21), joining Peyton Manning (five) as the only players in NFL history with 4+ MVP awards.
TOP 3	On SNF, **Aaron Rodgers** ranks first in TD passes (83), second in comp. (814), second in att. (1,228), second in pass yards (9,612) and third in comp. pct. (66.3).
TOP 3	In 2025, Pittsburgh's defense ranks among the league's best — second in QB hits (66), tied for third in sacks (27.0), first in forced fumbles (10) and tied for second in fumble recoveries (six).
3	**Chris Boswell** registered 3+ field goals of 50+ yards in Week 8 vs. Green Bay, which marked the third time in his career. He also accomplished the feat in Week 11 vs. Baltimore and Week 1 at Atlanta in 2024. Boswell's three career games with at least three 50+ yard field goals are the most by a kicker in NFL history.
3RD	**T.J. Watt's** four AP First Team All-Pro selections is tied for the third-most among active NFL players (Bobby Wagner, 6; Tyreek Hill, 5)
3RD	**Aaron Rodgers** has 36 career games with at least four TD passes, tied with Pro Football Hall of Famer Peyton Manning for the third-most in NFL history. Only Tom Brady (39 games) and Drew Brees (37) have more.
3RD	**DK Metcalf** is averaging 16.1 yards/catch in 2025, which is the third-best in the League (min. 25 receptions).
4TH	**DK Metcalf** has caught 467 passes for 6,791 yards (14.5 avg.) and 53 TDs in his career. His 53 receiving TDs are the fourth-most among active players in the NFL.
4	All four of Pittsburgh's TDs in Week 7 at Cincinnati came by receptions to the tight end. The Steelers were the second team in NFL history to have three different tight ends record a TD catch in the same game (Indianapolis at Oakland, Week 8 of 2018).
4	The Steelers have won five of their last six road games against teams that comprise the Pacific time zone, including each of their last four. Pittsburgh's four-game West Coast winning streak is tied for the longest in franchise history. The Steelers also won four straight in the Pacific time zone across the 1972, 1973 and 1975 seasons.
5-6	The Steelers registered 5.0 sacks and six takeaways in the Week 9 victory over Indianapolis. Pittsburgh had not had at least 5.0 sacks and six takeaways in the same game since Week 11 of 1981 at Atlanta.
6	The Steelers forced six Indianapolis turnovers in Week 9. The six takeaways are the most forced by a team in the NFL this season. Pittsburgh has not forced 6+ takeaways since Week 2 of 2010 at Tennessee (seven). The six takeaways are tied for the third-most forced by the Steelers since the 1970 AFL-NFL merger.
6	With an opening FG drive in Week 8 vs. Green Bay, the Steelers have scored on their opening possession six times in 2025, including three TDs. Pittsburgh did not take one opening possession in 2024 for a TD. In fact, prior to 2025, the Steelers recorded an opening drive TD on just five occasions since the start of the 2022 season.
6	**Chris Boswell** is the first player in NFL history with six made FGs in three career games and joined John Carney (1993) as the only kickers with multiple such games within a season all-time (Boswell accomplished in Weeks 1 and 11 of 2024).
6	Pittsburgh has won six regular-season games when trailing at the end of the third quarter since the start of the 2023 season, which is the most in the NFL.
6	**Chris Boswell** equaled a franchise record with six FGs in Week 1 at Atlanta and Week 11 vs. Baltimore in 2024. He already shared the franchise record of six (vs. Cincinnati, Dec. 18, 2016) with Jeff Reed and Gary Anderson.

COUNTDOWN TO KICKOFF	
TOP 6	Among QBs with 500+ attempts in a season, **Aaron Rodgers** holds six of the top seven single-season marks for TD/INT ratio, including each of the top three (12.5 in 2018; 9.6 in 2020; 9.3 in 2021).
TOP 6	**Aaron Rodgers** stands fourth in TD passes (520), sixth in completions (5,536), fifth in passing yards (64,644) and fifth in pass attempts (8,488) in NFL history.
TOP 6	**LB T.J. Watt** ranks among the top six active players in strip sacks (2nd), forced fumbles (1st), QB hits (4th), fumble recoveries (2nd), sacks (4th) and TFLs (t-6th).
7	**Aaron Rodgers** has thrown seven TD passes to tight ends this season. Pittsburgh's seven TD receptions by tight ends are tied for the most in the NFL in 2025.
7TH	**T.J. Watt** became the seventh player in the NFL since 1982, when the individual sack became an official statistic, with 100.0+ sacks and 8+ interceptions, joining Pro Football Hall of Famers: Lawrence Taylor, Richard Dent, Chris Doleman, Jason Taylor, Julius Peppers and Rickey Jackson.
TOP 7	**Aaron Rodgers** ranks sixth and seventh, respectively, in NFL history in regular-season victories (158) and regular-season winning percentage (.637) as a starting quarterback (min. 150 games started).
8	**Cameron Heyward's** six seasons of 8.0+ sacks are tied for the fourth-most by a defensive tackle since 1982.
10+	**Aaron Rodgers** has led his teams to double-digit wins in 10 different seasons, 11 playoff appearances, five NFC Championship berths and a Super Bowl XLV win. His 10 different seasons with double-digit wins is tied for the third-most in NFL history.
10TH	**Chris Boswell** is the 10th kicker, and first since Tyler Bass on Nov. 3, 2024, with a gamewinning FG of 60+ yards in the final two minutes of regulation and overtime.
11	**Cameron Heyward** registered two passes defensed in the Week 9 victory over Indianapolis. He has registered 2+ passes defensed 11 times in his career, which is the third-most among defensive lineman since the start of the 2000 season.
17	**Aaron Rodgers** has thrown 17 TD passes in 2025, which is tied for the third-most in the NFL. His 17 TD passes are tied for the third-most by a Steelers quarterback through a season's first eight games in franchise history.
18	**Mike Tomlin** secured his 18th straight non-losing season with the Steelers with the 44-38 victory in Week 13 of 2024, a streak dating back to his first season as the team's head coach in 2007. He is the only head coach in NFL history to begin a head coaching tenure with at least 18 consecutive non-losing seasons.
21	**Aaron Rodgers'** 21 regular-season Sunday Night Football victories as a starting quarterback are tied for the most in NFL history.
21	Pittsburgh has recorded 21 consecutive seasons with a .500 record or better, which is the longest active streak in the NFL and the longest streak in team history (previous record was 13, 1972-1984).
24	Pittsburgh's 24 regular-season victories vs. L.A. Chargers are the most over any non-divisional AFC opponent since the 1970 AFL-NFL merger.
36	Pittsburgh has a +36 turnover margin since the start of the 2023 season, which is the best in the NFL over the span.
37	**Aaron Rodgers** has started 37 games since NBC Sunday Night Football debuted in 2006. His 37 quarterback starts on SNF are the most in NFL history.
40	Pittsburgh's 40 points in the first quarter this season have nearly equaled its total for points scored in the first quarter over the 17-game regular season in 2024 (48).
60	**Chris Boswell** made field goals of 56 and 60 yards in Week 1 at N.Y. Jets. The 60-yarder was the longest of his career and longest in franchise history, surpassing his previous records of 59 yards (Week 9, 2020 at DAL; Week 4, 2022 vs. NYJ).
80	**DK Metcalf** hauled in a 80-yard TD pass in Week 4 vs. Minnesota. The 80-yard TD reception was the second-longest TD grab and second-longest catch of his career.
83.1	**Chris Boswell** has made 49-of-59 (83.1%) career FGs of 50+ yards, including 42 of his last 49. His 83.1 career FG percentage of 50+ yards is the highest in the NFL since the 1970 AFL-NFL merger (min. 50).
86.4	**Chris Boswell** has made 19-of-22 career FGs (86.4%) in the final two minutes of regulation and overtime (including playoffs).
88.1	**Chris Boswell** is 288-of-327 on career FG attempts (88.1%), including 137-of-168 (81.5%) from 40+ yards. He ranks second in FG percentage (88.0%) among all NFL kickers with at least 300 FG attempts since the 1970 AFL-NFL merger.
90.0	**Cameron Heyward's** 90.0 career sacks are the most by a Steelers' defensive lineman in franchise history, second-most by an active defensive tackle and second-most in franchise history.
92.5	**Chris Boswell** has made 86-of-93 (92.5%) career FGs in the fourth quarter and overtime. His 92.4 career FG percentage is the second-highest in the fourth quarter and overtime among kickers with at least 75 such field goal attempts since 2000.
188	**Mike Tomlin** has led Pittsburgh to a 188-110-2 (.631) record in the regular season since becoming the team's head coach in 2007. His 188 regular-season wins in his first 300 games are fifth-most in NFL history.
203.0	**T.J. Watt** (113.0) and **Cameron Heyward** (90.0) have combined for 203.0 sacks, 15 Pro Bowls, nine All-Pros, 436 QB hits, 264 TFL, 116 passes defensed, 44 forced fumbles, 31 takeaways, 28 strip sacks, 21 fumble recoveries and 10 interceptions.
219	**Cameron Heyward** has played in 219 regular-season games for the Steelers, which ranks third in franchise history and first among defensive players.

TEAM

- The Steelers captains were DT Cameron Heyward, LB T.J. Watt, QB Aaron Rodgers and LB Payton Wilson.
- Pittsburgh won the coin toss and elected to receive the opening kickoff.
- The following Steelers were inactive for the game: WR Scotty Miller, S Chuck Clark, S Jabrill Peppers, LB Cole Holcomb, G Andrus Peat and DL Logan Lee.
- The following Steelers did not play in the game: QB Mason Rudolph.
- Pittsburgh has scored more than 20 points in each of their last six games, which is the first such streak in a season for the Steelers since Weeks 1-11 of 2020 (Pittsburgh started 11-0).
- The Steelers' defense held Indianapolis scoreless, only six first downs, 90 total yards and 3.3 yards/play in the second and third quarters.
- Pittsburgh's defense held the Colts to only 55 rushing yards (19 carries) and 2.9 yards/rush. The Colts entered today averaging 134.38 rush yards/game, 5.0 yards/rush and 18 rushing TDs.
- Pittsburgh head coach Mike Tomlin is the 15th head coach in NFL history, and 12th since the 1970 AFL-NFL merger, to coach in 300 career games. His 187 regular-season wins are the fifth-most in NFL history, and second-most since the 1970 AFL-NFL merger, by a head coach through their first 300 career games. Tomlin is the third head coach since the 1970 AFL-NFL merger to coach in 300 career games with one franchise.
- Indianapolis entered today's game with the NFL's top scoring offense (33.8 points/game) and total offense (385.3 yards/game). The Colts also led the League in points/drive (3.5) and yards/play (6.5).

	Weeks 1-8	Today
PPG	33.8	20.0
Points/Drive	3.5	1.8
Total YPG	385.3	368.0
Yards/Play	6.5	5.0
Rush Yards/Game	134.4	55
Turnovers	4	6

- Indianapolis remains the only team in the NFL to score 20+ points in each of their first nine games, but they reached 20 with 0:09 remaining in regulation. The Colts had scored 30+ points in six of their first eight games (most in the NFL). Indianapolis had scored 30+ points in four consecutive games (first time since Weeks 6-9 of 2021) entering today.
- Pittsburgh registered 5.0 sacks and forced six Colts' turnovers in Week 9. Indianapolis was the first team in the Super Bowl Era to allow fewer than 10 sacks and have fewer than five turnovers in the first eight games of a season (nine sacks allowed and four turnovers).
- The Colts had more turnovers (six) in Week 9 than they did in Weeks 1-8 combined (four). Indianapolis registered its most turnovers in a single game since Week 10 of 2007 at San Diego (six).
- The Colts are the first team since at least 1950 to have two more turnovers in a game than they had in the entire season entering that game (in Week 8 or later).
- Colts' QB Daniel Jones entered today in the top five in completion percentage (71.2), passing yards (2,062) and passer rating (109.5). He completed 31-of-50 passes (62 percent) for 342 yards, one TD, three interceptions and a 63.9 rating today.
- Jones had more giveaways (five; three interceptions and two fumbles lost) in Week 9 as he did in Weeks 1-8 combined (three). The five giveaways are the most in a single game in Jones' career.
- Jones recorded his first game with three or more interceptions since Week 6 of 2021 vs. L.A. Rams (with N.Y. Giants).

	Weeks 1-8	Today
QB W-L	7-1	L, 27-20
Pass TD	13	1
Giveaways	3	5
Passer Rating	109.5	63.9
Sacks Taken/Game	1.1	5

- Pittsburgh held Jonathan Taylor to a season-low 45 rush yards (14 carries).
- Pittsburgh is 23-9 (.719) when scoring 17+ points in the game since 2023.
- Pittsburgh is 19-3 (.864) when scoring 20+ points in the game since 2023.
- Pittsburgh is 13-3 (.813) when scoring 24+ points in the game since 2023.
- Pittsburgh has won 19 of its 26 regular-season games decided by one score (eight points or less) since the start of the 2023 season.
- The Steelers have won 23 of its last 31 regular-season games decided by one score.
- Pittsburgh's 26 regular-season games decided by one score are tied for the fourth-most in the NFL since the start of the 2023 season.
- The Steelers' 19 wins in one-score games are the second-most in the NFL since the start of the 2023 season.
- Pittsburgh's .731 winning percentage in one-score games since the start of the 2023 season is the second-highest in the NFL (min. 15 games).
- Pittsburgh's 91 regular-season games decided by one score are the most in the NFL since the start of the 2017 season.
- The Steelers' 61 wins in one-score games are the most in the NFL since the start of the 2017 season.
- The Steelers' .681 winning percentage in one-score games is the highest in the NFL since the start of the 2017 season (min. 50 games).
- The Steelers are 17-2 (.895) when leading at the end of third quarter since the start of the 2023 season.
- The Steelers are 27-10 (.730) in games when their quarterback does not throw an interception since 2022.
- Pittsburgh has committed 40 turnovers since the start of the 2023 season, which is the second-fewest in the NFL.

STEELERS TAKEAWAYS

- The Steelers forced six Indianapolis turnovers. The six takeaways are the most forced by a team in the NFL this season. Pittsburgh has not forced six or more takeaways since Week 2 of 2010 at Tennessee (seven). The six takeaways are tied for the third-most forced by the Steelers since the 1970 AFL-NFL merger.
- Pittsburgh has now registered five or more takeaways in two different games this season (also Week 3 at New England). The rest of the NFL has two combined games with five or more takeaways in 2025.
- Pittsburgh turned three turnovers into TDs and another into a field goal. The 24 points off turnovers are the most for the Steelers in 2025 and the second-most by any team in the League this season. The 24 points off turnovers are the most by the Steelers since Week 9 of 2007 vs. Baltimore (28) and tied for the second-most since 2000.
- The Steelers have forced multiple turnovers in 31 games since the start of the 2022 season (when Teryl Austin was promoted to defensive coordinator), which leads the NFL.
- The Steelers are 22-9 (.710) in games that they force multiple takeaways since 2022.
- The Steelers have forced at least three turnovers in 16 games since the start of the 2022 season (when Teryl Austin was promoted to defensive coordinator), which leads the NFL.
- The Steelers are 13-3 (.813) in games that they force three or more takeaways since 2022.
- Pittsburgh has registered 99 takeaways since the start of the 2022 season (when Teryl Austin was promoted to defensive coordinator), which is the most in the NFL.
- The Steelers are 4-0 (1.000) in games that they force three or more takeaways since 2022.
- The Steelers have registered 230 points off turnovers since the start of the 2023 season, which is the second-most in the NFL.
- Pittsburgh has allowed 92 points off turnovers since the start of the 2023 season, which is the fewest in the NFL.
- Pittsburgh has recorded a +138 points off turnover margin since the start of the 2023 season, which is the second-best in the NFL.
- Pittsburgh has a +36 turnover margin since the start of the 2023 season, which is the best in the NFL.

FORCE THE ISSUE

- The Steelers have registered 55 defensive forced fumbles since the start of the 2022 season (when Teryl Austin was promoted to defensive coordinator), which is tied for the most in the NFL.
- Pittsburgh has registered 102 defensive forced fumbles since the start of the 2019 season, which is the most in the NFL.
- The Steelers' defense has forced multiple fumbles in 16 games since the start of the 2022 season (when Teryl Austin was promoted to defensive coordinator), which leads the NFL.
- The Steelers' defense has forced at least three fumbles in six games since the start of the 2022 season (when Teryl Austin was promoted to defensive coordinator), which is tied for the most in the NFL.

LIVING IN THE BACKFIELD

- Pittsburgh has registered 740 tackles for loss since the start of the 2017 season, which is tied for the most in the NFL.
- The Steelers have registered a sack in 143 of their last 151 games, dating back to Nov. 6, 2016, at Baltimore (LB T.J. Watt did not play in four of the six games without a sack).
- Pittsburgh has recorded a sack in 273 of Mike Tomlin's 300 career games as head coach.
- The Steelers have registered at least 1.0 sack in 132 games since the start of the 2017 season, which leads the NFL.
- The Steelers have registered at least 2.0 sacks in 112 games since the start of the 2017 season, which leads the NFL.
- The Steelers have registered at least 3.0 sacks in 75 games since the start of the 2017 season, which leads the NFL.
- The Steelers have registered at least 4.0 sacks in 53 games since the start of the 2017 season, which leads the NFL.
- The Steelers have registered at least 5.0 sacks in 28 games since the start of the 2017 season, which leads the NFL.
- Pittsburgh has registered 56 strip sacks since the start of the 2017 season, which is tied for the most in the NFL.

NO FLY ZONE

- Pittsburgh picked off Indianapolis QB Daniel Jones three times. The Steelers have recorded 61 interceptions since the start of the 2022 season (when Teryl Austin was promoted to defensive coordinator), which leads the NFL.
- Pittsburgh has recorded 112 interceptions since the start of the 2019 season, which leads the NFL.

KEEPING THE POINTS DOWN

- The Steelers have limited 37 opponents to 21 points or less since the start of the 2022 season (when Teryl Austin was promoted to defensive coordinator), which is the second-most in the NFL.
- The Steelers have limited 83 opponents to 21 points or less since the start of the 2017 season, which is the second-most in the NFL.

HEYWARD, WATT DYNAMIC DUO

- LB T.J. Watt and DT Cameron Heyward have registered 113.0 and 90.0 career sacks, respectively, which rank first and second in franchise history. Watt and Heyward have combined for 203.0 sacks, 15 Pro Bowl selections, nine All-Pro nods, 436 QB hits, 264 TFL, 116 passes defensed, 44 forced fumbles, 31 takeaways, 28 strip sacks, 21 fumble recoveries and 10 interceptions.
- The tandem's 203.0 combined career sacks are the third-most since 1982, when the individual sack became an official statistic (career totals up through the final season the two were teammates and had both only played for one NFL team). Only Buffalo's Bruce Smith (171.0) and Phil Hansen (56.5) and N.Y. Giants' Lawrence Taylor (126.5) and Leonard Marshall (79.5) have combined for more, 227.5 and 206.0, respectively.
- The tandem is the second to register at least 90.0 sacks with one franchise since 1982, when the individual sack became an official statistic, joining Indianapolis' Dwight Freeney (107.5) and Robert Mathis (91.5).

UNDER TOMLIN

- Fifteenth head coach in NFL history and twelfth since the 1970 AFL-NFL merger to coach in 300 career games.
- Third head coach since the 1970 AFL-NFL merger to coach in 300 career games with one franchise.
- His 188 regular-season wins are the fifth-most in NFL history by a head coach through their first 300 career games.
- His 188 regular-season wins are the second-most since the 1970 AFL-NFL merger by a head coach through their first 300 career games.
- Has led Pittsburgh to a 188-110-2 (.630) record in the regular season since becoming the team's head coach in 2007.
- His 188 regular-season wins are the 11th-most in NFL history.
- His 188 regular-season wins are the seventh-most since the 1970 AFL-NFL merger.
- His 188 regular-season wins are the second-most among active coaches in the NFL.
- His .630 regular-season win percentage is the 10th-best in NFL history (min. 150 games).
- His .630 regular-season win percentage is the seventh-best since the 1970 AFL-NFL merger (min. 150 games).
- His .630 regular-season win percentage is the second-best among active coaches in the NFL (min. 150 games).
- Ranks eighth in NFL history with a regular-season record of 78 games over .500.
- Has guided Pittsburgh to a 138-82-1 (.627) regular-season record vs. AFC.
- His 138 regular-season wins vs. AFC are tied for the fifth-most in the League since the 1970 AFL-NFL merger.
- His 138 regular-season wins vs. AFC are tied for the most in the NFL by an active coach.
- His .627 regular-season win percentage vs. AFC is the seventh-best in the League since the 1970 AFL-NFL merger (min. 100 games).
- His .627 regular-season win percentage vs. AFC is the third-best in the NFL by an active coach (min. 50 games).
- Has guided Pittsburgh to a 77-33 (.700) regular-season home record vs. AFC.
- His 77 regular-season home wins vs. AFC are the fifth-most in the League since the 1970 AFL-NFL merger.
- His 77 regular-season home wins vs. AFC are the most in the NFL by an active coach.
- His .700 regular-season home win percentage vs. AFC is the eighth-best in the League since the 1970 AFL-NFL merger (min. 100 games).
- His .700 regular-season home win percentage vs. AFC is the second-best in the NFL by an active coach (min. 50 games).
- Has guided Pittsburgh to a 105-45-1 (.699) regular-season record at Acrisure Stadium.
- His 105 regular-season home wins are the 11th-most in NFL history.
- His 105 regular-season home wins are the eighth-most since the 1970 AFL-NFL merger.
- His 105 regular-season home wins are the second-most in the NFL by an active coach.
- His .699 winning percentage in regular-season home games is the 10th-highest in NFL history (min. 100 games).
- His .699 regular-season home win percentage is the 11th-best since the 1970 AFL-NFL merger (min. 100 games).
- His .699 regular-season home winning percentage is fourth-highest in the NFL by an active coach (min. 50 games).
- Has guided Pittsburgh to a 46-24-1 (.655) regular-season record in November.
- His .655 winning percentage in regular-season November games is the fourth-highest since the 1970 AFL-NFL merger (min. 50 games).
- His 46 regular-season wins in November are the third-most in the NFL by an active coach.
- His .655 winning percentage in regular-season November games is the second-highest in the NFL by an active coach (min. 50 games).
- Has guided Pittsburgh to a 24-9-1 (.721) regular-season home record in November.
- His 24 home wins in November are the third-most in the NFL by an active coach.
- His .721 home winning percentage in regular-season November games is the third-highest in the NFL by an active coach (min. 12 games).
- Has guided Pittsburgh to a 108-66-2 (.619) record in regular-season games decided by one score (eight points or less).
- His 108 regular-season wins in games decided by one score are the third-most in the League since the 1970 AFL-NFL merger.
- His .619 regular-season win percentage in games decided by one score is the best in the NFL since the 1970 AFL-NFL merger (min. 100 games).
- His 108 regular-season wins in games decided by one score are the second-most in the NFL among active coaches.
- His .619 regular-season win percentage in games decided by one score is the best in the NFL among active coaches (min. 75 games).

STEELERS-COLTS SERIES HISTORY

- Today's game was the 45th overall and 40th regular-season meeting between Pittsburgh and Indianapolis.
- The Steelers hold a 23-game advantage in the overall series (34-11) and an 18-game lead in the regular-season series (29-11).
- Today's game was the 24th overall and 21st regular-season meeting between the two teams in Pittsburgh.
- The Steelers hold an 18-game advantage in the overall series (21-3) and a 15-game lead in the regular-season series (18-3) in Pittsburgh.
- Today's game was the 10th regular-season meeting between the two teams in November.
- Pittsburgh holds a six-game lead in the regular-season series (8-2) in November.
- Today's game was the fourth regular-season meeting in Pittsburgh between the two teams in November.
- The Steelers hold a two-game advantage in the regular-season series (3-1) in Pittsburgh in November.
- Pittsburgh holds a 19-game advantage in the overall series (26-7) and a 14-game lead in the regular-season series (21-7) since the 1970 AFL-NFL merger.
- Pittsburgh's .788 overall winning percentage vs. Indianapolis is the fifth-highest over any NFL opponent (highest among AFC foes) since the 1970 AFL-NFL merger.
- The Steelers' .750 regular-season winning percentage vs. Indianapolis is the fifth-highest over any NFL opponent (highest among AFC foes) since the 1970 AFL-NFL merger.
- Pittsburgh's 26 overall victories vs. Indianapolis are the most over any non-divisional AFC opponent since the 1970 AFL-NFL merger.
- The Steelers' 21 regular-season victories vs. Indianapolis are the third-most over any non-divisional AFC opponent since the 1970 AFL-NFL merger.

TE PAT FREIERMUTH

- Caught three passes for 27 yards (9.0 avg.), including a 12-yard TD reception.
- Has registered three TD catches over the last three games.
- Connected with QB Aaron Rodgers for a 12-yard TD pass that gave the Steelers a 14-7 lead with 4:22 left in the second quarter.
- Registered his third TD catch of the season and 21st of his career (2021-25).
- His 10 TD receptions are tied for the fourth-most among tight ends since the start of the 2024 season.
- His 21 TD receptions are tied for the fifth-most among tight ends since the start of the 2021 season.
- His 21 TD catches are the third-most by a tight end in franchise history over their first five years in the NFL.
- His 239 receptions are the second-most by a tight end in franchise history over their first five years in the NFL.
- His 2,417 receiving yards are the third-most by a tight end in franchise history over their first four years in the NFL.

DT CAMERON HEYWARD

- Finished with four tackles, one quarterback hit and two passes defensed.
- Has played in 219 regular-season games for the Steelers, which ranks third in franchise history and first among defensive players.
- The only players in franchise history to play in more games: Ben Roethlisberger (249) and Mike Webster (220).
- Third player from the 2011 NFL Draft class to play in at least 200 career NFL regular-season games (DL Cam Jordan and CB Patrick Peterson).
- Has started 184 regular-season games for the Steelers, which ranks fifth in franchise history and second among defensive players (Mel Blount, 189).
- Has played in 219 regular-season games, which ranks seventh in NFL history among defensive tackles.
- His 748 tackles are the second-most by an active NFL defensive tackle and third-most by a defensive tackle since 1994.
- His 63 passes defensed are the second-most by an active NFL defensive tackle and tied for the second-most by a defensive tackle since 1994.
- His 199 QB hits are the sixth-most by an active NFL defensive lineman and 14th-most by a defensive lineman since 1994.

QB AARON RODGERS

- Completed 25-of-35 passes (71.4 percent) for 203 yards, one TD, no interceptions and a 95.3 rating.
- Threw a 12-yard TD pass to TE Pat Freiermuth to give the Steelers a 14-6 lead with 4:22 left in the second quarter.
- Has played in 256 games (249 starts) over his 21-year NFL career.
- His 256 regular-season games played at quarterback are the fifth-most in NFL history.
- His 249 regular-season games started at quarterback are the fifth-most in NFL history.
- Improved his career regular-season record as a starter to 158-90-1 (.637).
- His 158 regular-season victories are the sixth-most in NFL history.
- His .637 regular-season winning percentage is the seventh-highest in NFL history (min. 150 career starts).
- Has thrown 17 TD passes this season, which is tied for the second-most in the League.
- His 17 TD passes are the most by a Steelers QB in a single-season since Ben Roethlisberger's final career season in 2021 (22).
- Registered his 157th career game with a 95.0+ passer rating (tied Drew Brees for the second-most all-time).
- Has thrown 520 career regular-season passing TDs, which is the fourth-most in NFL history.
- His 5,536 career regular-season completions are the sixth-most in NFL history.
- His 8,488 career regular-season pass attempts are the fifth-most in NFL history.
- His 64,644 career regular-season passing yards are the fifth-most in NFL history.
- Ranks first in NFL history in TD percentage (6.1), TD-to-INT ratio (4.3), passer rating (102.6) and lowest career interception percentage (1.4%) among quarterbacks to make 150 career starts.

RB JAYLEN WARREN

- Led the team with 16 carries for 31 yards (1.9 avg.) and two rushing TDs.
- Registered a one-yard TD run with 6:09 remaining in the second quarter that tied the score, 7-7.
- Recorded a two-yard TD run with 14:16 remaining in the fourth quarter that gave the Steelers a 24-7 lead.
- Registered his first and second rushing TDs of the season and seventh and eighth of his career (2022-25).
- Recorded his second and third scrimmage TDs of the season and eighth and ninth of his career (2022-25).
- Registered the first multi-rushing TD game of his career (2022-25).

LB T.J. WATT

- Finished with three tackles (one solo), one quarterback hit, one tackle for loss, one forced fumble, one fumble recovery and 1.0 strip sack, bringing his sack total to 113.0 in his career (2017-25).
- Recorded his fifth career strip sack in which he recovered his own forced fumble. Since 1991, only Robert Mathis (eight), Chandler Jones (six) and Jared Allen (six) have more.
- His 113.0 career sacks are the most in franchise history, the most in the NFL since the start of the 2017 season, the fourth-most among active players and the fourth-most by any player through his first nine seasons since sacks became an official statistic in 1982.
- Has averaged 0.88 sacks/game since entering the NFL in 2017, which is the best in League history (min. 120 games started).
- Only player in NFL history with at least 113.0 sacks, 132 tackles for loss, 236 QB hits, 35 forced fumbles, 24 strip sacks and 13 fumble recoveries.
- Has recorded at least 1.0 sack in 71 career games, which is the most by a Steeler since 1982, when the individual sack became an official statistic.
- His 71 career games with at least 1.0 sack are the second-most in the NFL since 2017.
- His 71 career games with at least 1.0 sack are the sixth-most career games with at least 1.0 sack in a player's first nine NFL seasons.
- His 71 career games with at least 1.0 sack are the seventh-most by an active player.
- His 236 career QB hits are the most in the NFL since the start of the 2017 season, the fourth-most among active players and the third-most by any player through his first nine seasons.
- His 132 career TFL are the most in the NFL since the start of the 2017 season, the sixth-most among active players and the fourth-most by any player through his first nine seasons since sacks became an official statistic in 1982.
- His 24 career strip sacks are the most in the NFL since the start of the 2017 season and are tied for the most among active players.
- His 49 combined interceptions (seven), forced fumbles (28) and fumble recoveries (14) are the most in the NFL since 2019.
- His 35 career forced fumbles are the most in the NFL since the start of the 2017 season, the most among active players, the third-most by any player through his first nine seasons in the League and tied for the eighth-most in the NFL since the start of the 1994 season.
- His 14 career fumble recoveries are the most in the NFL since the start of the 2017 season, the most by a Steelers player since the start of the 1994 season and the second-most among active players.

LB PAYTON WILSON

- Finished with a career-high 13 tackles (nine solo), two passes defensed and one interception.
- Intercepted a pass from Indianapolis Colts QB Daniel Jones at the Steelers' 31-yard line and returned it 17 yards to the Colts 14-yard line. Pittsburgh scored a TD to grab a 14-7 lead just two plays later (4:22 left in the second quarter).
- Registered his first interception of the season and second of his career (2024-25).

RESULTS (32-29)				
Home: 14-12 • Away: 18-17				
Date	Opp.	Site	Week	Result
10/26/2025	Green Bay Packers	H	8	L, 25-35
10/06/2024	Dallas Cowboys	H	5	L, 17-20
09/24/2023	Las Vegas Raiders	A	3	W, 23-18
01/01/2023	Baltimore Ravens	A	17	W, 16-13
10/23/2022	Miami Dolphins	A	7	L, 10-16
11/21/2021	L.A. Chargers	A	11	L, 37-41
10/17/2021	Seattle Seahawks	H	6	W, 23-20 (ot)
12/13/2020	Buffalo Bills	A	14	L, 15-26
12/15/2019	Buffalo Bills	H	15	L, 10-17
10/13/2019	L.A. Chargers	A	6	W, 24-17
09/08/2019	New England Patriots	A	1	L, 3-33
12/02/2018	L.A. Chargers	H	13	L, 30-33
09/30/2018	Baltimore Ravens	H	4	L, 14-26
12/10/2017	Baltimore Ravens	H	14	W, 39-38
11/26/2017	Green Bay Packers	H	12	W, 31-28
10/29/2017	Detroit Lions	A	8	W, 20-15
10/02/2016	Kansas City Chiefs	H	4	W, 43-14
12/06/2015	Indianapolis Colts	H	13	W, 45-10
12/28/2014	Cincinnati Bengals	H	17	W, 27-17
11/02/2014	Baltimore Ravens	H	9	W, 43-23
09/21/2014	Carolina Panthers	A	3	W, 37-19
12/15/2013	Cincinnati Bengals	H	15	W, 30-20
09/22/2013	Chicao Bears	H	3	L, 23-40
11/18/2012	Baltimore Ravens	H	11	L, 10-13
10/21/2012	Cincinnati Bengals	A	7	W, 24-17
09/09/2012	Denver Broncos	A	1	L, 19-31
11/27/2011	Kansas City Chiefs	A	12	W, 13-9
11/06/2011	Baltimore Ravens	H	9	L, 20-23
09/25/2011	Indianapolis Colts	A	3	W, 23-20
12/05/2010	Baltimore Ravens	A	13	W, 13-10
11/14/2010	New England Patriots	H	10	L, 26-39
10/31/2010	New Orleans Saints	A	8	L, 10-20
11/29/2009	Baltimore Ravens	A	12	L, 17-20 (ot)
10/04/2009	San Deigo Chargers	H	4	W, 38-28
10/05/2008	Jacksonville Jaguars	A	5	W, 26-21
09/14/2008	Cleveland Browns	A	2	W, 10-6
12/02/2007	Cincinnati Bengals	H	13	W, 24-10
10/21/2007	Denver Broncos	A	7	L, 28-31
10/08/2006	San Deigo Chargers	A	5	L, 13-23
11/13/2005	Cleveland Browns	H	10	W, 34-21
12/05/2004	Jacksonville Jaguars	A	13	W, 17-16
09/26/2004	Miami Dolphins	A	3	W, 13-3
12/28/2003	Baltimore Ravens	A	17	L, 10-13 (ot)
10/5/2003	Cleveland Browns	H	5	L, 13-33
09/15/2002	Oakland Raiders	H	2	L, 17-30
12/16/2001	Baltimore Ravens	A	14	W, 26-21
11/19/2000	Jacksonville Jaguars	H	12	L, 24-34
09/12/1999	Cleveland Browns	A	1	W, 43-0
11/09/1997	Baltimore Ravens	H	11	W, 37-0
10/12/1997	Indianapolis Colts	H	7	W, 24-22
10/30/1994	Arizona Cardinals	A	9	L, 17-20 (ot)
11/28/1993	Houston Oilers	A	13	L, 3-23
10/25/1992	Kansas City Chiefs	A	8	W, 27-3
11/03/1991	Denver Broncos	A	10	L, 13-20
10/06/1991	Indianapolis Colts	A	6	W, 21-3
12/30/1990	Houston Oilers	A	17	L, 14-34
11/18/1990	Cincinnati Bengals	A	11	L, 3-27
09/16/1990	Houston Oilers	H	2	W, 20-9
12/04/1988	Houston Oilers	A	14	W, 37-34

RESULTS (32-29)				
Home: 14-12 • Away: 18-17				
Date	Opp.	Site	Week	Result
12/08/1985	San Deigo Chargers	A	14	L, 44-54
11/12/1978	L.A. Rams	A	11	L, 7-10

STEELERS ON SUNDAY NIGHT

- Since Sunday Night Football debuted in 1978, the Steelers have played in 62 contests and hold a 33-29 (.532) mark under the lights on Sunday.
- Pittsburgh is currently scheduled to make two appearances in 2025 (Week 8 vs. Green Bay; Week 10 at L.A. Chargers).
- Sunday night's game will mark the seventh meeting between the Steelers and Chargers that will be featured on NBC's Sunday Night Football.
- Pittsburgh has dropped four of the previous six meetings on Sunday Night Football, including Week 11 of 2021 when the Chargers held off a furious fourth-quarter rally for a 41-37 victory.
- Pittsburgh's 62 appearances on SNF are the second-most in the NFL.

MOST SNF APPEARANCES

RANK	TEAM	APPEARANCES
1.	Dallas Cowboys	83
2.	Pittsburgh Steelers	62
3.	N.Y. Giants	59
4.	New England Patriots	58
	Green Bay Packers	58

- Pittsburgh's 33 victories on SNF are the fourth-most in the NFL.

MOST SNF VICTORIES

RANK	TEAM	WINS
1.	Dallas Cowboys	42
2.	Green Bay Packers	38
3.	New England Patriots	34
4.	Pittsburgh Steelers	33
5.	Philadelphia Eagles	30

- Pittsburgh's .532 winning percentage on SNF is the fifth-highest in the NFL (min. 50 games).

HIGHEST SNF WINNING PERCENTAGE (MIN. 50 GAMES)

RANK	TEAM	W	L	T	WIN PCT.
1.	Green Bay Packers	38	19	1	.664
2.	New England Patriots	34	24	0	.586
3.	Philadelphia Eagles	30	24	0	.556
4.	Denver Broncos	29	25	0	.537
5.	Pittsburgh Steelers	33	29	0	.532

- Pittsburgh's 27 home appearances on SNF are tied for the fifth-most in the NFL.

MOST HOME SNF APPEARANCES

RANK	TEAM	APPEARANCES
1.	Dallas Cowboys	39
2.	L.A. Chargers	33
3.	Seattle Seahawks	31
4.	Denver Broncos	28
5.	Pittsburgh Steelers	27
	New England Patriots	27
	N.Y. Giants	27

- Pittsburgh's 15 home victories on SNF are tied for the eighth-most in the NFL.

MOST HOME SNF VICTORIES

RANK	TEAM	WINS
1.	Dallas Cowboys	23
2.	Seattle Seahawks	22
3.	Green Bay Packers	20
4.	Denver Broncos	18
	New England Patriots	18
6.	L.A. Chargers	17
7.	San Francisco 49ers	16
8.	Pittsburgh Steelers	15
	New Orleans Saints	15
10.	Miami Dolphins	14

- Pittsburgh's .577 home winning percentage on SNF is the seventh-highest in the NFL (min. 25 games).

HIGHEST HOME SNF WINNING PERCENTAGE (MIN. 25 GAMES)

RANK	TEAM	W	L	T	WIN PCT.
1.	Seattle Seahawks	22	9	0	.710
2.	New England Patriots	18	9	0	.667
3.	Denver Broncos	18	10	0	.643
4.	San Francisco 49ers	16	9	0	.640
5.	Dallas Cowboys	23	15	1	.603
6.	New Orleans Saints	15	10	0	.600
7.	Pittsburgh Steelers	15	11	0	.577
8.	Minnesota Vikings	13	12	0	.520
9.	L.A. Chargers	17	16	0	.515
10.	N.Y. Giants	11	16	0	.407

- Pittsburgh's 35 road appearances on SNF are the second-most in the NFL.

MOST ROAD SNF APPEARANCES

RANK	TEAM	APPEARANCES
1.	Dallas Cowboys	44
2.	Pittsburgh Steelers	35
3.	Philadelphia Eagles	34
	Green Bay Packers	34
5.	N.Y. Giants	32

- Pittsburgh's 18 road victories on SNF are tied for the second-most in the NFL.

MOST ROAD SNF VICTORIES

RANK	TEAM	WINS
1.	Dallas Cowboys	19
2.	Pittsburgh Steelers	18
	Green Bay Packers	18
4.	Philadelphia Eagles	17
5.	New England Patriots	16

- Pittsburgh's .514 road winning percentage on SNF is the third-highest in the NFL (min. 25 games).

HIGHEST SNF WINNING PERCENTAGE (MIN. 25 GAMES)

RANK	TEAM	W	L	T	WIN PCT.
1.	Green Bay Packers	18	15	1	.544
2.	New England Patriots	16	15	0	.516
3.	Pittsburgh Steelers	18	17	0	.514
4.	Philadelphia Eagles	17	17	0	.500
	Indianapolis Colts	14	14	0	.500

SUPERLATIVES

	Name	Date	Opponent	Result
Passing Yards				
506	Ben Roethlisberger	12/10/2017	vs. Baltimore	W, 39-38
406	Ben Roethlisberger	09/22/2013	vs. Chicago	L, 23-40
387	Ben Roethlisberger	11/14/2010	vs. New England	L, 26-39
Pass Completions				
44	Ben Roethlisberger	12/10/2017	vs. Baltimore	W, 39-38
33	Ben Roethlisberger	11/26/2017	vs. Green Bay	W, 31-28
32	Kenny Pickett	10/23/2022	at Miami	L, 10-16
Pass Attempts				
66	Ben Roethlisberger	12/10/2017	vs. Baltimore	W, 39-38
49	Ben Roethlisberger	11/14/2010	vs. New England	L, 26-39
47	Ben Roethlisberger	09/30/2018	vs. Baltimore	L, 14-26
	Ben Roethlisberger	09/08/2019	at New England	L, 3-33
Passing Touchdowns				
6	Ben Roethlisberger	11/02/2014	vs. Baltimore	W, 43-23
5	Ben Roethlisberger	10/02/2016	vs. Kansas City	W, 43-14
4	Three times			
	Last: Ben Roethlisberger	11/26/2017	vs. Green Bay	W, 31-28
Completion Percentage (min. 14 pass att.)				
82.4	Ben Roethlisberger	12/05/2004	vs. Cincinnati	W, 27-3
81.5	Ben Roethlisberger	10/02/2016	vs. Kansas City	W, 43-14
81.3	Bubby Brister	10/06/1991	at Indianapolis	W, 21-3
Passer Rating (min. 14 pass att.)				
158.0	Ben Roethlisberger	12/05/2004	vs. Cincinnati	W, 27-3
152.5	Ben Roethlisberger	10/02/2016	vs. Kansas City	W, 43-14
136.3	Ben Roethlisberger	11/02/2014	vs. Baltimore	W, 43-23
Rushing Yards				
165	Rashard Mendenhall	10/04/2009	vs. San Diego	W, 38-28
164	Jerome Bettis	10/12/1997	vs. Indianapolis	W, 24-22
147	Le'Veon Bell	09/21/2014	at Carolina	W, 37-19
Rushing Attempts				
30	Jerome Bettis	10/12/1997	vs. Indianapolis	W, 24-22
29	Rashard Mendenhall	10/04/2009	vs. San Diego	W, 38-28
28	Willie Parker	12/02/2007	vs. Cincinnati	W, 24-10
	Willie Parker	09/14/2008	at Cleveland	W, 10-6
Rushing Touchdowns				
2	Five times			
	Last: DeAngelo Williams	12/02/2018	vs. L.A. Chargers	L, 30-33
Receptions				
12	Le'Veon Bell	11/26/2017	vs. Green Bay	W, 31-28
11	Antonio Brown	11/02/2014	vs. Baltimore	W, 43-23
	Antonio Brown	12/10/2017	vs. Baltimore	W, 39-28
	Hines Ward	12/02/2007	vs. Cincinnati	W, 24-10
Receiving Yards				
213	Antonio Brown	12/10/2017	vs. Baltimore	W, 39-38
196	Antonio Brown	09/22/2013	vs. Cincinnati	L, 24-37
193	JuJu Smith-Schuster	10/29/2017	at Dallas	W 36-28
Receiving Touchdowns				
2	14 times			
	Last: Antonio Brown	11/26/2017	vs. Green Bay	W, 31-28
Scrimmage Yards				
213	Antonio Brown	12/10/2017	vs. Baltimore	W, 39-38
196	Antonio Brown	09/22/2013	vs. Chicago	L, 23-40
193	JuJu Smith-Schuster	10/29/2017	at Detroit	W, 20-15

SUPERLATIVES

All-Purpose Yards				
219	Emmanuel Sanders	11/14/2010	vs. New England	L, 26-39
213	Antonio Brown	12/10/2017	vs. Baltimore	W, 39-38
212	Antonio Brown	12/28/2014	vs. Cincinnati	W, 27-17
Tackles				
16	Vince Williams	10/02/2016	vs. Kansas City	W, 43-14
13	Earl Holmes	11/19/2000	vs. Jacksonville	L, 24-34
12	Sean Davis	12/10/2017	vs. Baltimore	W, 39-38
	L.J. Fort	12/02/2018	vs. L.A. Chargers	L, 30-33
	Joey Porter	09/15/2002	vs. Oakland	L, 17-30
	Lawrence Timmons	10/31/2010	at New Orleans	L, 10-20
Tackles for Loss				
3	Six times			
	Last: T.J. Watt	10/17/2021	vs. Seattle (ot)	W, 23-20
Sacks				
3.0	Four times			
	Last: Cameron Heyward	10/02/2016	vs. Kansas City	W, 43-14
Interceptions				
2	Seven times			
	Last: Beanie Bishop Jr.	10/20/2024	vs. N.Y. Jets	W, 37-15
Most Points Scored				
45	12/06/2015		vs. Indianapolis	W, 45-10
44	12/08/1985		at San Diego	L, 44-54
43	10/02/2016		vs. Kansas City	W, 43-14
	11/02/2014		vs. Baltimore	W, 43-23
	09/12/1999		vs. Cleveland	W, 43-0
Fewest Points Scored				
0	09/18/2006		at Jacksonville	L, 0-9
3	11/26/2007		vs. Miami	W, 3-0
	12/19/2011		at San Francisco	L, 3-20
	12/28/1998		at Jacksonville	L, 3-21
Most Combined Points Scored				
79	10/20/1980		vs. Oakland	L, 34-45
64	09/13/1982		at Dallas	W, 36-28
62	09/27/2993		at Atlanta	W, 45-17
Most Points Allowed				
3	09/08/2019		at New England	L, 3-33
	11/28/1993		at Houston	L, 3-23
	11/18/1999		at Cincinnati	L, 3-27
Fewest Points Allowed				
0	09/12/1999		at Cleveland	W, 43-0
	11/09/1997		vs. Baltimore	W, 37-0
3	09/26/2004		at Miami	W, 13-3
	10/25/1992		at Kansas City	W, 27-3
	10/06/1991		at Indianapolis	W, 27-3
Largest Margin of Victory				
43	09/12/1999		at Cleveland	W, 43-0
37	11/09/1997		vs. Baltimore	W, 37-0
35	12/06/2015		vs. Indianapolis	W, 45-10
Largest Margin of Defeat				
30	09/08/2019		at New England	L, 3-33
24	11/18/1999		at Cincinnati	L, 3-27
20	12/30/1990		at Houston	L, 14-34
	10/05/2003		vs. Cleveland	L, 13-33
	11/28/1993		at Houston Oilers	L, 3-23

PRIMETIME RESULTS (100-73)

Home: 56-21 • Away: 44-52 • vs. L.A. Chargers: 4-5

Date	Day	Opp.	Week	Result
10/26/2025	Sun	Green Bay Packers	8	L, 25-35
10/16/2025	Thu	at Cincinnati Bengals	7	L, 31-33
01/04/2025	Sat	Cincinnati Bengals	18	L, 17-19
11/21/2024	Thu	Cleveland Browns	12	L, 19-24
10/28/2024	Mon	N.Y. Giants	8	W, 26-18
10/20/2024	Sun	N.Y. Jets	7	W, 37-15
10/06/2024	Sun	Dallas Cowboys	5	L, 17-20
12/07/2023	Thu	New England Patriots	14	L, 18-21
11/02/2023	Thu	Tennessee Titans	9	W, 20-16
09/24/2023	Sun	at Las Vegas Raiders	3	W, 23-18
09/18/2023	Mon	Cleveland Browns	2	W, 26-22
01/01/2023	Sun	at Baltimore Ravens	17	W, 16-13
12/24/2022	Sat	Las Vegas Raiders	16	W, 13-10
11/28/2022	Mon	at Indianapolis Colts	12	W, 24-17
10/23/2022	Sun	at Miami Dolphins	7	L, 10-16
09/22/2022	Thu	at Cleveland Browns	3	L, 17-29
01/03/2022	Mon	Cleveland Browns	17	W, 26-14
12/09/2021	Thu	at Minnesota Vikings	14	L, 28-36
11/21/2021	Sun	at L.A. Chargers	11	L, 37-41
11/08/2021	Mon	Chicago Bears	9	W, 29-27
10/17/2021	Sun	Seattle Seahawks	6	W, 23-20 (ot)
12/21/2020	Mon	at Cincinnati Bengals	15	L, 17-27
12/13/2020	Sun	at Buffalo Bills	14	L, 15-26
09/14/2020	Mon	at N.Y. Giants	1	W, 26-16
12/15/2019	Sun	Buffalo Bills	15	L, 10-17
11/14/2019	Thu	at Cleveland Browns	11	L, 7-21
10/28/2019	Mon	Miami Dolphins	8	W, 27-14
10/13/2019	Sun	at L.A. Chargers	6	W, 24-17
09/30/2019	Mon	Cincinnati Bengals	4	W, 27-3
09/08/2019	Sun	at New England Patriots	1	L, 3-33
12/02/2018	Sun	L.A. Chargers	13	L, 30-33
11/08/2018	Thu	Carolina Panthers	10	W, 52-21
09/30/2018	Sun	Baltimore Ravens	4	L, 14-26
09/24/2018	Mon	at Tampa Bay Buccaneers	3	W, 30-27
12/10/2017	Sun	Baltimore Ravens	14	W, 39-38
12/04/2017	Mon	at Cincinnati Bengals	13	W, 23-20
11/26/2017	Sun	Green Bay Packers	12	W, 31-28
11/16/2017	Thu	Tennessee Titans	11	W, 40-17
10/29/2017	Sun	at Detroit Lions	8	W, 20-15
11/24/2016	Thu	at Indianapolis Colts	12	W, 28-7
10/02/2016	Sun	Kansas City Chiefs	4	W, 43-14
09/12/2016	Mon	at Washington Commanders	1	W, 38-16
12/06/2015	Sun	Indianapolis Colts	13	W, 45-10
10/12/2015	Mon	at San Diego Chargers	5	W, 24-20

PRIMETIME RESULTS (100-73)

Home: 56-21 • Away: 44-52 • vs. L.A. Chargers: 4-5

Date	Day	Opp.	Week	Result
10/01/2015	Thu	Baltimore Ravens	4	L, 20-23 (ot)
09/10/2015	Thu	at New England Patriots	1	L, 21-28
12/28/2014	Sun	Cincinnati Bengals	17	W, 27-17
11/17/2014	Mon	at Tennessee Titans	11	W, 27-24
11/02/2014	Sun	Baltimore Ravens	9	W, 43-23
10/20/2014	Mon	Houston Texans	7	W, 30-23
09/21/2014	Sun	at Carolina Panthers	3	W, 37-19
09/11/2014	Thu	at Baltimore Ravens	2	L, 6-26
12/15/2013	Sun	Cincinnati Bengals	15	W, 30-20
11/28/2013	Thu	at Baltimore Ravens	13	L, 20-22
09/22/2013	Sun	Chicago Bears	3	L, 23-40
09/16/2013	Mon	at Cincinnati Bengals	2	L, 10-20
11/18/2012	Sun	Baltimore Ravens	11	L, 10-13
11/12/2012	Mon	Kansas City Chiefs	10	W, 16-13 (ot)
10/21/2012	Sun	at Cincinnati Bengals	7	W, 24-17
10/11/2012	Thu	at Tennessee Titans	6	L, 23-26
09/09/2012	Sun	at Denver Broncos	1	L, 19-31
12/19/2011	Mon	at San Francisco 49ers	15	L, 3-20
12/08/2011	Thu	Cleveland Browns	14	W, 14-3
11/27/2011	Sun	at Kansas City Chiefs	12	W, 13-9
11/06/2011	Sun	Baltimore Ravens	9	L, 20-23
09/25/2011	Sun	at Indianapolis Colts	3	W, 23-20
12/23/2010	Thu	Carolina Panthers	16	W, 27-3
12/05/2010	Sun	at Baltimore Ravens	13	W, 13-10
11/14/2010	Sun	New England Patriots	10	L, 26-39
11/08/2010	Mon	at Cincinnati Bengals	9	W, 27-21
10/31/2010	Sun	at New Orleans Saints	8	L, 10-20
12/10/2009	Thu	at Cleveland Browns	14	L, 6-13
11/29/2009	Sun	at Baltimore Ravens	12	L, 17-20 (ot)
11/09/2009	Mon	at Denver Broncos	9	W, 28-10
10/04/2009	Sun	San Diego Chargers	4	W, 38-28
09/10/2009	Thu	Tennessee Titans	1	W, 13-10 (ot)
11/20/2008	Thu	Cincinnati Bengals	12	W, 27-10
11/03/2008	Mon	at Washington Commanders	9	W, 23-6
10/05/2008	Sun	at Jacksonville Jaguars	5	W, 26-21
09/29/2008	Mon	Baltimore Ravens	4	W, 23-20 (ot)
09/14/2008	Sun	at Cleveland Browns	2	W, 10-6
12/20/2007	Thu	at St. Louis Rams	16	W, 41-24
12/02/2007	Sun	Cincinnati Bengals	13	W, 24-10
11/26/2007	Mon	Miami Dolphins	12	W, 3-0
11/05/2007	Mon	Baltimore Ravens	9	W, 38-7
10/21/2007	Sun	at Denver Broncos	7	L, 28-31
12/07/2006	Thu	Cleveland Browns	14	W, 27-7
10/08/2006	Sun	at San Diego Chargers	5	L, 13-23

PRIMETIME RESULTS (100-73)

Home: 56-21 • Away: 44-52 • vs. L.A. Chargers: 4-5

Date	Day	Opp.	Week	Result
09/18/2006	Mon	at Jacksonville Jaguars	2	L, 0-9
09/07/2006	Thu	Miami Dolphins	1	W, 28-17
11/28/2005	Mon	at Indianapolis Colts	12	L, 7-26
11/13/2005	Sun	Cleveland Browns	10	W, 34-21
10/31/2005	Mon	Baltimore Ravens	8	W, 20-19
10/10/2005	Mon	at San Diego Chargers	5	W, 24-22
12/05/2004	Sun	at Jacksonville Jaguars	13	W, 17-16
09/26/2004	Sun	at Miami Dolphins	3	W, 13-3
12/28/2003	Sun	at Baltimore Ravens	17	L, 10-13 (ot)
11/17/2003	Mon	at San Francisco 49ers	11	L, 14-30
10/05/2003	Sun	Cleveland Browns	5	L, 13-33
12/23/2002	Mon	at Tampa Bay Buccaneers	16	W, 17-7
10/21/2002	Mon	Indianapolis Colts	7	W, 28-10
09/15/2002	Sun	Oakland Raiders	2	L, 17-30
09/09/2002	Mon	at New England Patriots	1	L, 14-30
12/16/2001	Sun	at Baltimore Ravens	14	W, 26-21
10/29/2001	Mon	Tennessee Titans	7	W, 34-7
11/19/2000	Sun	Jacksonville Jaguars	12	L, 24-34
12/02/1999	Thu	at Jacksonville Jaguars	13	L, 6-20
10/25/1999	Mon	Atlanta Falcons	7	W, 13-9
09/12/1999	Sun	at Cleveland Browns	1	W, 43-0
12/28/1998	Mon	at Jacksonville Jaguars	17	L, 3-21
11/09/1998	Mon	Green Bay Packers	10	W, 27-20
10/26/1998	Mon	at Kansas City Chiefs	8	W, 20-13
11/09/1997	Sun	Baltimore Ravens	11	W, 37-0
11/03/1997	Mon	at Kansas City Chiefs	10	L, 10-13
10/12/1997	Sun	Indianapolis Colts	7	W, 24-22
09/22/1997	Mon	at Jacksonville Jaguars	4	L, 21-30
11/25/1996	Mon	at Miami Dolphins	13	W, 24-17
10/07/1996	Mon	at Kansas City Chiefs	6	W, 17-7
09/16/1996	Mon	Buffalo Bills	3	W, 24-6
11/13/1995	Mon	Cleveland Browns	11	W, 20-3
10/19/1995	Thu	Cincinnati Bengals	8	L, 9-27
09/18/1995	Mon	at Miami Dolphins	3	L, 10-23
11/14/1994	Mon	Buffalo Bills	11	W, 23-10
10/30/1994	Sun	at Arizona Cardinals	9	L, 17-20 (ot)
10/03/1994	Mon	Houston Oilers	5	W, 30-14
12/13/1993	Mon	at Miami Dolphins	15	W, 21-20
11/28/1993	Sun	at Houston Oilers	13	L, 3-23
11/15/1993	Mon	Buffalo Bills	11	W, 23-0
09/27/1993	Mon	at Atlanta Falcons	4	W, 45-17
10/25/1992	Sun	at Kansas City Chiefs	8	W, 27-3
10/19/1992	Mon	Cincinnati Bengals	7	W, 20-0

PRIMETIME RESULTS (100-73)

Home: 56-21 • Away: 44-52 • vs. L.A. Chargers: 4-5

Date	Day	Opp.	Week	Result
11/03/1991	Sun	at Denver Broncos	10	L, 13-20
10/14/1991	Mon	N.Y. Giants	7	L, 20-23
10/06/1991	Sun	at Indianapolis Colts	6	W, 21-3
12/30/1990	Sun	at Houston Oilers	17	L, 14-34
11/18/1990	Sun	at Cincinnati Bengals	11	L, 3-27
10/29/1990	Mon	L.A. Rams	8	W, 41-10
09/16/1990	Sun	Houston Oilers	2	W, 20-9
12/04/1988	Sun	at Houston Oilers	14	W, 37-34
10/13/1986	Mon	at Cincinnati Bengals	6	L, 22-24
09/15/1986	Mon	Denver Broncos	2	L, 10-21
12/08/1985	Sun	at San Diego Chargers	14	L, 44-54
09/30/1985	Mon	Cincinnati Bengals	4	L, 24-37
09/16/1985	Mon	at Cleveland Browns	2	L, 7-17
11/19/1984	Mon	at New Orleans Saints	12	L, 24-27
10/01/1984	Mon	Cincinnati Bengals	5	W, 38-17
09/06/1984	Thu	at N.Y. Jets	2	W, 23-17
10/10/1983	Mon	at Cincinnati Bengals	6	W, 24-14
09/13/1982	Mon	at Dallas Cowboys	1	W, 36-28
12/07/1981	Mon	at Oakland Raiders	14	L, 27-30
10/26/1981	Mon	Houston Oilers	8	W, 26-13
09/10/1981	Thu	at Miami Dolphins	2	L, 10-30
12/22/1980	Mon	at San Diego Chargers	16	L, 17-26
12/04/1980	Thu	at Houston Oilers	14	L, 0-6
10/20/1980	Mon	Oakland Raiders	7	L, 34-45
12/10/1979	Mon	at Houston Oilers	15	L, 17-20
10/22/1979	Mon	Denver Broncos	8	W, 42-7
09/03/1979	Mon	at New England Patriots	1	W, 16-13 (ot)
11/27/1978	Mon	at San Francisco 49ers	13	W, 24-7
11/12/1978	Sun	at L.A. Rams	11	L, 7-10
10/23/1978	Mon	Houston Oilers	8	L, 17-24
10/17/1977	Mon	Cincinnati Bengals	5	W, 20-14
09/19/1977	Mon	San Francisco 49ers	1	W, 27-0
10/04/1976	Mon	at Minnesota Vikings	4	L, 6-17
12/20/1975	Sat	at L.A. Rams	14	L, 3-10
11/24/1975	Mon	at Houston Oilers	10	W, 32-9
11/25/1974	Mon	at New Orleans Saints	11	W, 28-7
10/28/1974	Mon	Atlanta Falcons	7	W, 24-17
12/03/1973	Mon	at Miami Dolphins	12	L, 26-30
11/05/1973	Mon	Washington Commanders	8	W, 21-16
10/18/1971	Mon	at Kansas City Chiefs	5	L, 16-38
11/02/1970	Mon	Cincinnati Bengals	7	W, 21-10
10/03/1970	Sat	at Cleveland Browns	3	L, 7-15

UNDER THE LIGHTS

- Pittsburgh is 100-73 (.578) in regular-season primetime games since the 1970 AFL-NFL merger.
- The Steelers are scheduled to make four primetime appearances in 2025 (Week 7 at Cincinnati; Week 8 vs. Green Bay; Week 10 at L.A. Chargers; Week 15 vs. Miami).
- Sunday night's meeting will be the 10th between Pittsburgh and L.A. Chargers in primetime. The Chargers have captured five of the nine such meetings, the most recent primtime matchup in Week 11 of 2021 (41-37). The Steelers were victorious in Week 6 of 2019 when they upended the Chargers, 24-17.
- Seven of the nine primtime meetings between the Steelers and Chargers have taken place in either San Diego or Los Angeles, and the Chargers have won four of those meetings.
- Pittsburgh's 173 regular-season appearances in primetime are the second-most in the NFL since the 1970 AFL-NFL merger.

MOST PRIMETIME GAMES – SINCE 1970

RANK	TEAM	GAMES
1.	Dallas Cowboys	196
2.	Pittsburgh Steelers	173
3.	Denver Broncos	161
4.	N.Y. Giants	158
5.	Green Bay Packers	157

- The Steelers' 100 regular-season wins in primetime are the second-most in the NFL since the 1970 AFL-NFL merger.

MOST PRIMETIME WINS – SINCE 1970

RANK	TEAM	WINS
1.	Dallas Cowboys	108
2.	Pittsburgh Steelers	100
3.	San Francisco 49ers	93
4.	Green Bay Packers	89
5.	Philadelphia Eagles	88

- Pittsburgh's .578 win percentage in primetime is the fourth-best in the NFL since the 1970 AFL-NFL merger (min. 100 games).

BEST PRIMETIME WIN PCT. – SINCE 1970 (MIN. 100)

RANK	TEAM	W	L	T	WIN PCT.
1.	Kansas City Chiefs	79	45	0	.637
2.	Seattle Seahawks	70	42	1	.624
3.	San Francisco 49ers	93	61	0	.604
4.	Pittsburgh Steelers	100	73	0	.578
5.	Philadelphia Eagles	88	65	0	.575

- Pittsburgh's 77 regular-season home appearances in primetime are tied for the sixth-most in the NFL since the 1970 AFL-NFL merger.

MOST HOME PRIMETIME GAMES – SINCE 1970

RANK	TEAM	GAMES
1.	Miami Dolphins	93
2.	Dallas Cowboys	89
3.	San Francisco 49ers	88
4.	L.A. Chargers	80
5.	Denver Broncos	78
6.	Pittsburgh Steelers	77
	Philadelphia Eagles	77
8.	Seattle Seahawks	74
9.	Washington Commanders	71
10.	Two teams tied with	70

- The Steelers' 56 regular-season home wins in primetime are tied for the second-most in the NFL since the 1970 AFL-NFL merger.

MOST HOME PRIMETIME WINS – SINCE 1970

RANK	TEAM	WINS
1.	Miami Dolphins	57
2.	Pittsburgh Steelers	56
	San Francisco 49ers	56
4.	Three teams tied with	50

- Pittsburgh's .727 home win percentage in primetime is the best in the NFL since the 1970 AFL-NFL merger (min. 50 games).

BEST HOME PRIMETIME WIN PCT. – SINCE 1970 (MIN. 50)

RANK	TEAM	W	L	T	WIN PCT.
1.	Pittsburgh Steelers	56	21	0	.727
2.	Green Bay Packers	50	19	1	.721
3.	Kansas City Chiefs	44	19	0	.698
4.	Seattle Seahawks	50	23	0	.685
5.	New England Patriots	40	22	0	.645

- Pittsburgh's 96 regular-season road appearances in primetime are the third-most in the NFL since the 1970 AFL-NFL merger.

MOST ROAD PRIMETIME GAMES – SINCE 1970

RANK	TEAM	GAMES
1.	Dallas Cowboys	107
2.	N.Y. Giants	97
3.	Pittsburgh Steelers	96
4.	Chicago Bears	88
5.	Two teams tied with	87

- Pittsburgh's 44 regular-season road wins in primetime are the second-most in the NFL since the 1970 AFL-NFL merger.

MOST ROAD PRIMETIME WINS – SINCE 1970

RANK	TEAM	WINS
1.	Dallas Cowboys	58
2.	Pittsburgh Steelers	44
3.	Philadelphia Eagles	41
4.	Three teams tied with	39

- Pittsburgh's .459 road win percentage in primetime is the ninth-best in the NFL since the 1970 AFL-NFL merger (min. 50 games).

BEST ROAD PRIMETIME WIN PCT. – SINCE 1970 (MIN. 50)

RANK	TEAM	W	L	T	WIN PCT.
1.	Kansas City Chiefs	35	26	0	.574
2.	San Francisco 49ers	37	29	0	.561
3.	Indianapolis Colts	36	30	0	.545
4.	Dallas Cowboys	58	49	0	.542
5.	Philadelphia Eagles	41	35	0	.539
6.	Seattle Seahawks	19	19	1	.500
7.	New England Patriots	39	40	0	.494
8.	Baltimore Ravens	26	27	0	.491
9.	Pittsburgh Steelers	44	52	0	.459
10.	Two teams tied with	39	47	1	.454

STEELERS IN A DOME

- Since the 1970 AFL-NFL merger, the Steelers have played in 80 overall and 76 regular-season games in a dome.
- Pittsburgh owns a 45-35 (.563) overall mark in games played indoor since the 1970 AFL-NFL merger.
- The Steelers own a 42-34 (.553) regular-season mark in games played indoor since the 1970 AFL-NFL merger.
- Pittsburgh has played in 17 domes in franchise history, including first-time visits to SoFi Stadium (L.A. Chargers) and U.S. Bank Stadium (Minnesota Vikings) in 2021, Mercedes-Benz Stadium (Atlanta Falcons) in 2022 and Allegiant Stadium (Las Vegas Raiders) in 2023.
- The Steelers are scheduled to play in a dome twice in 2025 (at Detroit and at L.A. Chargers).
- Pittsburgh played in a dome three times in 2024 (Week 1 at Atlanta, Week 4 at Indianapolis and Week 6 at Las Vegas).
- The Steelers played in a dome four times in 2023 (Week 3 at Las Vegas, Week 4 at Houston, Week 7 at L.A. Rams and Week 15 at Indianapolis).
- Pittsburgh has played at least three regular-season games in a dome 10 times in franchise history (2024, 2023, 2017, 2011, 2005, 1993, 1986, 1984, 1983 and 1981).
- Pittsburgh's .563 overall road winning percentage in games played in a dome is the second-highest in the NFL among non-dome teams since the 1970 AFL-NFL merger (min. 70 games played).

BEST OVERALL ROAD WIN PCT. IN DOMES BY NON-DOME TEAM – SINCE 1970 (MIN. 70)

RANK	TEAM	W	L	T	WIN PCT.
1.	New England Patriots	47	33	0	.588
2.	Pittsburgh Steelers	45	35	0	.563
3.	Kansas City Chiefs	51	40	0	.560
4.	Seattle Seahawks	41	36	1	.532
5.	San Francisco 49ers	74	68	0	.521

- Pittsburgh's .553 regular-season road winning percentage in games played in a dome is the fourth-highest in the NFL among non-dome teams since the 1970 AFL-NFL merger (min. 70 games played).

BEST REGULAR-SEASON ROAD WIN PCT. IN DOMES BY NON-DOME TEAM – SINCE 1970 (MIN. 70)

RANK	TEAM	W	L	T	WIN PCT.
1.	New England Patriots	44	31	0	.587
2.	Kansas City Chiefs	48	37	0	.565
3.	Seattle Seahawks	41	32	1	.561
4.	Pittsburgh Steelers	42	34	0	.553
5.	Philadelphia Eagles	42	37	1	.531

- Pittsburgh has an 18-10 (.643) record under head coach **Mike Tomlin** in regular-season games played in a dome since 2007.
- The Steelers' .643 winning percentage under head coach **Mike Tomlin** in regular-season games played in a dome is the second-highest in the NFL among non-dome teams since 2007 (min. 15 games played).

BEST REGULAR-SEASON ROAD WIN PCT. IN DOMES BY NON-DOME TEAM – SINCE 2007 (MIN. 15)

RANK	TEAM	W	L	T	WIN PCT.
1.	Kansas City Chiefs	23	11	0	.676
2.	Pittsburgh Steelers	18	10	0	.643
3.	Baltimore Ravens	15	10	0	.600
4.	Seattle Seahawks	34	27	1	.556
5.	Green Bay Packers	31	27	1	.534

- Head coach **Mike Tomlin's** .700 winning percentage (14-6) in regular-season games played in a dome is the third-highest in the NFL among a road head coach since 2013 (min. 15 games played).

BEST REGULAR-SEASON ROAD WIN PCT. IN DOMES BY ROAD HEAD COACH – SINCE 2013 (MIN. 15)

RANK	COACH	W	L	T	WIN PCT.
1.	Andy Reid	20	4	0	.833
2.	Nick Sirianni	11	4	0	.733
3.	Mike Tomlin	14	6	0	.700
5.	Pete Carroll	24	11	1	.681
4.	Mike Vrabel	13	6	0	.684

ASTRODOME		KINGDOME		SILVERDOME		METRODOME		SUPERDOME		LUCAS OIL STADIUM*	
Year	Result	Year	Result	Year	Result	Year	Result	Year	Result	Year	Result
1970	W (7-3)	1981	L (24-21)	1983	L (45-3)	1986	L (31-7)	1981	W (20-6)	1984	L (17-16)
1971	L (29-3)	1982	L (16-0)	1989	W (22-3)	1993	W (45-17)	1984	L (27-24)	1991	W (21-3)
1972	W (9-3)	1983	W (27-21)	1998	L (19-16, OT)	2005	W (18-3)	1990	W (9-6)	2005	L (26-7)
1973	W (36-7)	1986	L (30-0)		**Record: 1-2**		**Record: 2-1**	2002	L (32-29)	^2005	W (21-18)
1974	W (13-7)	1993	L (16-6)					2010	L (20-10)	2011	W (23-20)
1975	W (32-9)		**Record: 1-4**					2018	L (31-28)	2016	W (28-7)
1976	W (21-0)								**Record: 2-4**	2017	W (20-17)
1977	L (27-10)									2022	W (24-17)
1978	W (13-3)									2023	L (30-13)
1979	L (20-17)									2024	L (27-24)
1980	L (6-0)										**Record: 6-4**
1981	L (21-20)										
1982	W (24-10)										
1983	W (40-28)										
1984	L (23-20, OT)										
1985	W (30-7)										
1986	W (22-16, OT)										
1987	L (24-16)										
1988	W (37-24)										
1989	L (27-0)										
^1989	W (26-23, OT)										
1990	L (34-14)										
1991	L (31-6)										
1992	W (29-24)										
1993	L (23-3)										
1994	W (12-9, OT)										
1995	W (34-17)										
1996	L (23-13)										
	Record: 16-12										

GEORGIA DOME		EDWARD JONES DOME**		FORD FIELD		NRG STADIUM***		UNIV. OF PHX. STADIUM		AT&T STADIUM	
Year	Result	Year	Result	Year	Result	Year	Result	Year	Result	Year	Result
1996	W (20-17)	2007	W (41-24)	+2005	W (21-10)	2005	W (27-7)	2007	L (21-14)	#2010	L (31-25)
2006	L (41-38, OT)	2015	W (12-6)	2009	W (28-20)	2011	L (17-10)	2011	W (32-20)	2012	L (27-24, OT)
2014	W (27-20)		**Record: 2-0**	2017	W (20-15)	2017	W (34-6)	2019	W (23-17)	2020	W (24-19)
	Record: 2-1				**Record: 3-0**	2023	L (6-30)		**Record: 2-1**		**Record: 1-2**
							Record: 2-2				

SOFI STADIUM		U.S. BANK STADIUM		MERCEDES-BENZ STADIUM		ALLEGIANT STADIUM					
Year	Result	Year	Result	Year	Result	Year	Result				
2021	L (41-37)	2021	L (36-28)	2022	W (19-16)	2023	W, 23-18				
2023	W (24-17)		**Record: 0-1**	2024	W (18-10)	2024	W, 32-13				
	Record: 1-1				**Record: 2-0**		**Record: 2-0**				

***The Colts formerly played at the RCA Dome (1984-2008), which was originally named the Hoosier Dome (switched names in 1994).**
****The Edward Jones Dome was formerly the TWA Dome and the Dome at America's Center (switched names in 2002).**
****NRG Stadium was formerly Reliant Stadium (switched names in 2014).**
^Playoff Game
+Super Bowl XL
 # Super Bowl XLV

ROAD RESULTS VS. WEST COAST TEAMS

Steelers, 23-38

Chargers: 9-7 | Raiders: 6-8 | 49ers: 5-6 | Rams: 1-10 | Seahawks: 2-7

Date	Opp.	Wk	Result
10/13/2024	Las Vegas Raiders	6	W, 32-13
12/31/2023	Seattle Seahawks	17	W, 30-23
10/22/2023	L.A. Rams	7	W, 24-17
09/24/2023	Las Vegas Raiders	3	W, 23-18
11/21/2021	L.A. Chargers	11	L, 37-41
10/13/2019	L.A. Chargers	6	W, 24-17
09/22/2019	San Francisco 49ers	3	L, 20-24
12/09/2018	Oakland Raiders	14	L, 21-24
11/29/2015	Seattle Seahawks	12	L, 30-39
10/12/2015	San Diego Chargers	5	W, 24-20
10/27/2013	Oakland Raiders	8	L, 18-21
09/23/2012	Oakland Raiders	3	L, 31-34
12/19/2011	San Francisco 49ers	15	L, 3-20
10/29/2006	Oakland Raiders	8	L, 13-20
10/08/2006	San Diego Chargers	5	L, 13-23
10/10/2005	San Diego Chargers	5	W, 24-22
11/17/2003	San Francisco 49ers	11	L, 14-30
11/02/2003	Seattle Seahawks	9	L, 16-23
12/24/2000	San Diego Chargers	17	W, 34-21
11/07/1999	San Francisco 49ers	9	W, 27-6
12/10/1995	Oakland Raiders	15	W, 29-10
12/24/1994	San Diego Chargers	17	L, 34-37
11/27/1994	L.A. Raiders	13	W, 21-3
09/25/1994	Seattle Seahawks	4	L, 13-30
12/26/1993	Seattle Seahawks	17	L, 6-16
09/12/1993	L.A. Rams	2	L, 0-27
09/20/1992	San Diego Chargers	3	W, 23-6
10/21/1990	San Francisco 49ers	7	L, 7-27
09/23/1990	L.A. Raiders	3	L, 3-20
12/11/1988	San Diego Chargers	15	L, 14-20
12/13/1987	San Diego Chargers	14	W, 20-16

ROAD RESULTS VS. WEST COAST TEAMS

Steelers, 23-38

Chargers: 9-7 | Raiders: 6-8 | 49ers: 5-6 | Rams: 1-10 | Seahawks: 2-7

Date	Opp.	Wk	Result
10/11/1987	L.A. Rams	5	L, 21-31
09/07/1986	Seattle Seahawks	1	L, 0-30
12/08/1985	San Diego Chargers	14	L, 44-54
12/16/1984	L.A. Raiders	16	W, 13-7
10/14/1984	San Francisco 49ers	7	W, 20-17
10/23/1983	Seattle Seahawks	8	W, 27-21
11/28/1982	Seattle Seahawks	12	L, 0-16
12/07/1981	Oakland Raiders	14	L, 27-30
11/08/1981	Seattle Seahawks	10	L, 21-24
12/22/1980	San Diego Chargers	16	L, 17-26
11/18/1979	San Diego Chargers	12	L, 7-35
11/27/1978	San Francisco 49ers	13	W, 24-7
11/12/1978	L.A. Rams	11	L, 7-10
12/18/1977	San Diego Chargers	14	W, 10-9
09/12/1976	Oakland Raiders	1	L, 28-31
12/20/1975	L.A. Rams	14	L, 3-10
09/21/1975	San Diego Chargers	1	W, 37-0
12/15/1973	San Francisco 49ers	14	W, 37-14
11/11/1973	Oakland Raiders	9	W, 17-9
12/17/1972	San Diego Chargers	14	W, 24-2
10/25/1970	Oakland Raiders	6	L, 14-31
09/22/1968	L.A. Rams	2	L, 10-45
09/26/1965	San Francisco 49ers	2	L, 17-27
10/01/1961	L.A. Rams	3	L, 14-24
09/28/1958	San Francisco 49ers	1	L, 20-23
10/02/1955	L.A. Rams	2	L, 26-27
12/14/1952	L.A. Rams	12	L, 14-28
12/07/1952	San Francisco 49ers	11	W, 24-7
12/12/1948	L.A. Rams	13	L, 14-31
09/07/1941	L.A. Rams	1	L, 14-17

STEELERS VS. WEST COAST TEAMS

- Pittsburgh owns a 23-38 (.377) regular-season road record against teams that comprise the Pacific time zone (L.A. Rams, Oakland/L.A./Las Vegas Raiders, San Diego/L.A. Chargers, San Francisco 49ers and Seattle Seahawks).
- Pittsburgh travels to the Pacific time zone for the only time in 2025 when it plays at L.A. Chargers (Week 10).
- The Steelers have won five of their last six games against teams that comprise the Pacific time zone, including each of their last four West Coast trips.
- Pittsburgh's four-game West Coast winning streak is tied for the longest in franchise history. The Steelers also won four straight in the Pacific time zone across the 1972, 1973 and 1975 seasons.
- Pittsburgh travelled to the Pacific time zone three different times in 2023: Las Vegas (Week 3), L.A. Rams (Week 7) and Seattle (Week 17).
- The Steelers are 9-7 (.563) in the regular-season on the road against the Chargers.

REGULAR-SEASON ROAD WIN PCT. VS. WEST COAST – FRANCHISE HISTORY

RANK	TEAM	W	L	T	WIN PCT.
1.	L.A. Chargers	9	7	0	.563
2.	San Francisco 49ers	5	6	0	.455
3.	Las Vegas Raiders	6	8	0	.429
4.	Seattle Seahawks	2	7	0	.222
5.	L.A. Rams	1	10	0	.091

FORMER STEELERS/CHARGERS

- Steelers tight ends coach **Alfredo Roberts** spent the 2017-20 seasons in Los Angeles with the Chargers as their running backs coach (2017-19) and tight ends coach (2020).
- Pittsburgh offensive line coach **Pat Meyer** was the Chargers offensive line coach during the 2017-19 seasons.
- Pittsburgh strength and conditioning assistant **Tyler Judkins** spent three seasons with the Chargers as their strength and conditioning assistant (2018-20).
- Steelers quarterbacks coach **Tom Arth** spent the 2022-23 seasons as the passing game specialist for the Los Angeles Chargers.
- Chargers OLB Bud Dupree was selected in the first round (No. 22 overall) of the 2015 Draft by the Steelers where he then played six seasons (2015-20) in Pittsburgh.
- Chargers CB Donte Jackson spent the 2024 season with the Pittsburgh Steelers.

COLLEGE CONNECTIONS

- Steelers defensive line coach **Karl Dunbar** spent the 2016-17 seasons at Alabama with Chargers C Bradley Bozeman (2013-17), and P J.K. Scott (2014-17).
- Steelers DT **Derrick Harmon** played the 2024 season with Chargers DT Jamaree Caldwell (2021-24) and CB Nikko Reed (2024) at Oregon.
- Pittsburgh LB **Patrick Queen** (2017-19) was teammates with Chargers OT Austin Deculus (2017-21) and CB Donte Jackson (2015-17) at LSU.
- Steelers OL **Calvin Anderson** crossed paths with Chargers K Cameron Dicker (2018-21) at Texas during the 2018 season.
- Steelers WR **Ben Skowronek** played the 2020 season at Notre Dame with Chargers CB Cam Hart (2019-23).
- Pittsburgh WR **Roman Wilson** (2020-23) played with Chargers RB Hassan Haskins (2018-21) for two seasons at Michigan.
- Steelers strength and conditioning assistant **Tyler Judkins** spent the 2013-18 seasons at UCLA where he crossed paths with Chargers C Andre James (20185-18).
- Steelers CB **Jalen Ramsey** (2013-15) played the 2015 season with Chargers S Derwin James (2015-17) at Florida State.
- Steelers head strength and conditioning coach **Phil Matusz** spent the 2020-23 seasons at Boston College where he worked with Chargers G Zion Johnson (2017-21).
- Steelers TE **Connor Heyward** (2017-21) and Chargers DL Naquan Jones (2016-20) were teammates at Michigan State.
- Steelers OT **Broderick Jones** (2020-22) and TE **Darnell Washington** (2020-22) crossed paths with Chargers WR Ladd McConkey (2020-23), OL Jamaree Salyer (2018-21), and defensive quality control coach Robert Muschamp (2021-22) at Georgia.
- Steelers OT **Troy Fautanu** (2019-23) and LB **Carson Bruener** (2020-24) were teammates with Chargers DB Elijah Molden (2017-20) at Washington.
- Steelers TE **Pat Freiermuth** (2018-20) and CB **Joey Porter Jr.** (2019-22) crossed paths with Chargers OLB Odafe Oweh (2018-20) and offensive quality control/tight ends coach Jeff Carpenter (2018-19) at Penn State.
- Steelers DT **Esezi Otomewo** (2018-21) and Chargers CB Benjamin St-Juste (2019-20) were teammates at Minnesota.
- Steelers OL **Spencer Anderson** (2018-22) was teammates with Chargers CB Tarheed Still (2020-23) at Maryland.
- Pittsburgh S **Jabrill Peppers** (2014-16) crossed paths with Chargers head coach Jim Harbaugh (2015-23) at Michigan.
- Steelers WR **Roman Wilson** (2020-23) played at Michigan where he was coached by Chargers head coach Jim Harbaugh (2015-23), defensive coordinator Jesse Minter (2022-23), defensive backs coach Steve Clinkscale (2021-23), senior analyst Rick Minter (2022-23), outside linebackers coach Dylan Roney (2021-23), and offensive assistant Kirk Campbell (2022-24).
- Pittsburgh CB **Brandin Echols** (2017-20) was coached by Chargers defensive backs coach Steve Clinkscale (2016-20) at Kentucky.
- Steelers WR **Ben Skowronek** played the 2020 season at Notre Dame where he crossed paths with Chargers defensive line coach Mike Elston (2010-21).
- Pittsburgh head coach **Mike Tomlin** (1999-00) coached at Cincinnati with current Chargers senior analyst, former Cincinnati head coach Rick Minter (1994-03).
- Pittsburgh RB **Kenny Gainwell** (2018-19) and WR **Calvin Austin III** (2018-21) crossed paths with Chargers safties coach Adam Fuller during the 2019 season at Memphis.

AREA CONNECTIONS

- Pittsburgh QB **Aaron Rodgers** is from Chico, Calf. where he attended Pleasant Valley High School.
- Steelers CB **Joey Porter Jr.** was born in Bakersfield, Calf.
- Chargers offensive assistant Kirk Campbell is originally from Pittsburgh, Penn. and attended West Allegheny High School.

NFL CONNECTIONS

- Pittsburgh QB **Aaron Rodgers** (2023-24), S **Chuck Clark** (2023-24), CB **Brandin Echols** (2021-24), wide receivers coach **Zach Azzanni** (2023), and assistant strength and conditioning coach **Justus Galac** (2012-20) crossed paths with Chargers G Mekhi Becton (2020-23) and TE Tyler Conklin (2022-24) at the New York Jets.
- Steelers RB **Kenny Gainwell** (2021-24) and CB **Darius Slay** (2020-24) played with Charger G Mekhi Becton (2024) at the Philadelphia Eagles.
- Steelers LB **Patrick Queen** (2020-23) was teammates with Chargers C Bradley Bozeman (2018-21), OLB Odafe Oweh (2021-24), LB Del'Shawn Phillips (2022-23), and S Tony Jefferson (2017-19, 21) at the Baltimore Ravens.
- Pittsburgh OL **Isaac Seumalo** (2016-22) played the 2022 season with Chargers K Cameron Dicker at the Eagles.
- Steelers WR **DK Metcalf** (2019-24) was teammates with Chargers TE Will Dissly (2018-23) for five seasons at the Seahawks.
- Steelers offensive coordinator **Arthur Smith** (2021-23), sports science coordinator/strength and conditioning coach **Roderick Moore** (2021-23), TE **Jonnu Smith** (2023), WR **Scotty Miller** (2023), offensive assistant **Mateo Kambui** (2023), and offensive assistant **Matt Baker** (2023) crossed paths with Chargers OLB Bud Depree (2023) and TE Tucker Fisk (2023) in Atlanta with the Falcons.
- Steelers CB **Darius Slay** (2013-19) was teammates with Chargers DL Da'Shawn Hand (2018-21) at the Lions.
- Pittsburgh QB **Skylar Thompson** (2022-24), CB **Jalen Ramsey** (2023-24), and TE **Jonnu Smith** (2024) were teammates with Chargers DL Da'Shawn Hand (2023-24) in Miami with the Dolphins.
- Steelers G **Andrus Peat** and defensive backs coach **Gerald Alexander** spent the 2024 season at the Raiders with Chargers C Andre Jackson (2019-24).
- Pittsburgh offensive coordinator **Arthur Smith** (2011-20), assistant secondary coach **Anthony Midget** (2020-22), and TE **Jonnu Smith** (2017-20) crossed paths with Chargers DL Naquan Jones (2021-23) and DL Teair Tart (2020-23) at the Titans.

- Steelers inside linebackers coach **Scott McCurley** (2020-24) crossed paths with Chargers QB Trey Lance in Dallas during the 2024 season.
- Steelers OL **Isaac Seumalo** (2016-22), RB **Kenny Gainwell** (2021-24), and CB **Darius Slay** (2020-24) were teammates with Chargers LS Rick Lovato (2016-24) at the Eagles.
- Pittsburgh QB **Aaron Rodgers** (2005-22) and inside linebackers coach **Scott McCurley** (2006-18) crossed paths with Chargers LS Rick Lovato (2015) and P J.K. Scott (2018-20) in Green Bay.
- Pittsburgh assistant secondary coach **Anthony Midget** (2020-22) worked with Chargers DB Elijah Molden (2021-23) at the Titans.
- Steelers QB **Mason Rudolph** crossed paths with Chargers OLB Caleb Murphy (2023-24) during the 2024 season at the Titans.
- Steelers CB **Brandin Echols** (2021-24) played with Chargers LB Del'Shawn Phillips during the 2021 season at the Jets.
- Pittsburgh LB **Cole Holcomb** (2019-22) and Chargers CB Benjamin St-Juste (2021-24) played together for two seasons at the Commanders.
- Steelers LB **Patrick Queen** (2020-23) spent time at the Ravens with Chargers defensive coordinator Jesse Minter (2017-20) and run game coordinator/tight ends coach Andy Bischoff (2015-20).
- Steelers wide receivers coach **Zach Azzanni** (2018-22), offensive assistant **Mateo Kumbui** (2021-22) and OL **Calvin Anderson** (2020-22) worked with Chargers defensive assistant **Mike Hiestand** (2019-21) and assistant special teams coach **Chris Gould** (2015-21) at the Broncos.
- Pittsburgh offensive line coach **Pat Meyer** (2015-16) and defensive line coach **Karl Dunbar** (2015) coached with Chargers offensive coordinator Greg Roman (2015-16) and wide receivers coach Sanjay Lal (2015-16) in Buffalo with the Bills.
- Steelers offensive line coach **Pat Meyer** and Chargers run game coordinator/tight ends coach Andy Bischoff coached together during the 2013-14 seasons at the Bears.
- Pittsburgh CB **Darius Slay** (2020-24) and RB **Kenny Gainwell** (2021-24) worked with Chargers passing game coordinator Marcus Brady during the 2023 season at the Eagles.
- Steelers defensive line coach **Karl Dunbar** (2012-14) and assistant strength and conditioning coach **Justus Galac** (2012-20) coached with Chargers offensive line coach Mike Devlin (2006-14) and wide receivers coach Sanjay Leal (2012-14) at the Jets.
- Steelers assistant secondary coach **Anthony Midget** (2014-19) worked with Chargers offensive line coach Mike Devlin (2015-20) at the Texans.
- Steelers LB **Patrick Queen** (2020-23) crossed paths with Chargers offensive line coach Mike Devlin during the 2022-23 seasons at the Ravens.
- Pittsburgh WR **DK Metcalf** (2019-24) was coached by Chargers wide receivers coach Sanjay Lal (2020, 2022-23) at the Seahawks.
- Pittsburgh defensive line coach **Karl Dunbar** (2006-11) and Chargers special teams coordinator Ryan Ficken (2007-2021) coached together in Minnesota with the Vikings.

STEELERS-CHARGERS SERIES HISTORY

- Sunday's game will mark the 37th overall and 34th regular-season meeting between the Steelers and Chargers.
- Pittsburgh owns a 14-game advantage in the overall series (25-11) and a 15-game lead in the regular-season series (24-9).
- Sunday's game will be the 17th regular-season meeting between the two teams in either San Diego or Los Angeles.
- The Steelers own a two-game advantage in the regular-season series (9-7) in either San Diego or Los Angeles.
- Sunday's game will mark the second regular-season meeting between the Steelers and Chargers at SoFi Stadium.
- L.A. Chargers owns a one-game advantage in the regular-season series (1-0) vs. Pittsburgh at SoFi Stadium.
- Sunday's game will be the seventh regular-season meeting between the two teams in the month of November.
- The Steelers own a two-game advantage in the regular-season series (4-2) in the month of November.
- Sunday's game will be the third regular-season meeting in either San Diego or Los Angeles between the two teams in the month of November.
- The Chargers own a two-game advantage in the regular-season series (0-2) in either San Diego or Los Angeles in the month of September.
- Pittsburgh's .694 overall winning percentage vs. L.A. Chargers is the third-highest over any AFC opponent since the 1970 AFL-NFL merger.

HIGHEST OVERALL WIN PCT. VS. AFC OPP. – SINCE 1970

RANK	TEAM	W	L	T	WIN PCT.
1.	Indianapolis Colts	26	7	0	.788
2.	N.Y. Jets	22	7	0	.759
3.	L.A. Chargers	25	11	0	.694
4.	Cleveland Browns	74	33	1	.690
5.	Cincinnati Bengals	71	41	0	.690

- Pittsburgh's .727 regular-season winning percentage vs. L.A. Chargers is the third-highest over any AFC opponent since the 1970 AFL-NFL merger.

HIGHEST REGULAR-SEASON WIN PCT. VS. AFC OPP. – SINCE 1970

RANK	TEAM	W	L	T	WIN PCT.
1.	Indianapolis Colts	21	7	0	.750
2.	N.Y. Jets	20	7	0	.741
3.	L.A. Chargers	24	9	0	.727
4.	Cleveland Browns	72	32	1	.690
5.	Kansas City Chiefs	22	13	0	.629

- Pittsburgh's 25 overall victories vs. L.A. Chargers are the second-most over any non-divisional AFC opponent since the 1970 AFL-NFL merger.

MOST OVERALL WINS VS. NON-DIVISIONAL AFC OPP. – SINCE 1970

RANK	TEAM	VICTORIES
1.	Indianapolis Colts	26
2.	L.A. Chargers	25
3.	Kansas City Chiefs	23
4.	N.Y. Jets	22
5.	Buffalo Bills	17
	New England Patriots	17

- Pittsburgh's 24 regular-season victories vs. L.A. Chargers are the most over any non-divisional AFC opponent since the 1970 AFL-NFL merger.

MOST REGULAR-SEASON WINS VS. NON-DIVISIONAL AFC OPP. – SINCE 1970

RANK	TEAM	VICTORIES
1.	L.A. Chargers	24
2.	Kansas City Chiefs	22
3.	Indianapolis Colts	21
4.	N.Y. Jets	20
5.	New England Patriots	16

INSIDE THE SERIES

CATEGORY	RECORD
Series History	Started in 1971
Overall	Steelers lead, 25-11
In Pittsburgh	Steelers lead, 16-4
At Los Angeles	Series tied, 1-1
At San Diego	Steelers lead, 8-6
Neutral	--
Overall Regular Season	Steelers lead, 24-8
In Pittsburgh	Steelers lead, 15-2
At Los Angeles	Series tied, 1-1
At San Diego	Steelers lead, 8-6
Neutral	--
Streak	Steelers won last meeting
Last Regular-Season Game	W, 20-10 (Sept. 22, 2024 in Pittsburgh)
Postseason Series	Chargers lead, 2-1
In Pittsburgh	Chargers lead, 2-1
At Los Angeles	--
At San Diego	--
Last Postseason Game	W, 35-24 (Jan. 11, 2009 in Pittsburgh)

2025 STATS COMPARISON

	STEELERS	CHARGERS
Total Games	8	9
Total Drives	87	89
Total Drives per Game	10.9	9.9
First downs	139	196
Rushing 1st downs	49	63
Passing 1st downs	74	116
1st downs from penalties	16	17
3rd down eff. (Made-Att-Pct)	34-89-38%	62-126-49%
4th down eff. (Made-Att-Pct)	3-6-50%	7-10-70%
Total Net Yards	2,305	3,371
Avg. Yards per Game	288.1	374.6
Total Plays	445	591
Yards per play	5.2	5.7
Net Yards Rushing	698	1116
Rush Attempts	185	233
Yards per rush	3.77	4.79
Net Yards Passing	1607	2255
Sacks-Yards lost	15-97	29-179
Gross Yards	1704	2434
Comp-Att-Pct	169-245-69%	223-329-68%
Yards per pass	6.56	6.85
Interceptions thrown	5	8
Punts (Num-Yds)	28-1340	24-1209
Punts blocked	0	0
Net Punting Avg Yds	42.5	44.6
Gross Punting Avg Yds	47.9	50.4
Total Return Yds (no Kickoffs)	183	145
Punt Returns (Num-Yds)	11-110	14-99
Kickoff Returns (Num-Yds)	33-820	34-860
Int. Returns (Num-Yds)	8-73	7-46
Penalties-Yards	50-364	63-445
Turnovers	7	12
Fumbles lost	2	4
Interceptions thrown	5	8
Total Net Yards	2,305	3,371
Touchdowns	22	22
Rushing	5	4
Passing	17	18
Interceptions	0	0
Kickoff Returns	0	0
Fumble Returns	0	0
Punt Returns	0	0
Defensive/Special Teams TDs	0	0
Extra Points (Made-Att)	21-22	22-22
Kicking (Made-Att)	20-20	21-21
2Pt Conversions (Made-Att)	1-2	1-1
Safeties	0	0
Kickoffs (Num-EZ-TB)	45-6-2	50-17-7
Field Goals (Made-Att)	16-18	20-21
FGs Blocked - PATs Blocked	1-0	0-0
Goal to Go (Made-Att-Pct)	10-12-83%	10-13-77%
Red Zone (Made-Att-Pct)	17-25-68%	16-32-50%

ALL-TIME SERIES RESULTS

Steelers lead, 25-11 (H: 16-4, A: 9-7)

Date	Site	Wk	Result
09/22/2024	H	3	W, 20-10
11/21/2021	A	11	L, 37-41
10/13/2019	H	6	W, 24-17
12/02/2018	H	13	L, 30-33
10/12/2015	A	5	W, 24-20
12/09/2012	H	14	L, 24-34
10/04/2009	H	4	W, 38-28
01/11/2009	H	DIV	W, 35-24
11/16/2008	H	11	W, 11-10
10/08/2006	A	5	L, 13-23
10/10/2005	A	5	W, 24-22
12/21/2003	H	16	W, 40-24
12/24/2000	A	17	W, 34-21
12/08/1996	H	15	W, 16-3
10/01/1995	H	5	W, 31-16
01/15/1995	H	LC	L, 13-17
12/24/1994	A	17	L, 34-37
10/10/1993	H	6	W, 16-3
09/20/1992	A	3	W, 23-6
09/01/1991	H	1	W, 26-20
10/07/1990	H	5	W, 36-14
11/19/1989	H	11	W, 20-17
12/11/1988	A	15	L, 14-20
12/13/1987	A	14	W, 20-16
12/08/1985	A	14	L, 44-54
11/25/1984	H	13	W, 52-24
11/06/1983	H	10	W, 26-3
01/09/1983	H	WC	L, 28-31
12/22/1980	A	16	L, 17-26
11/18/1979	A	12	L, 7-35
12/18/1977	A	14	W, 10-9
10/31/1976	H	8	W, 23-0
09/21/1975	A	1	W, 37-0
10/07/1973	H	4	W, 38-21
12/17/1972	A	14	W, 24-2
10/03/1971	H	3	W, 21-17

indicates playoff game

STEELERS VS. CHARGERS SUPERLATIVES

	Name	Date	Site	Wk	Result
Passing Yards					
349	Neil O'Donnell	01/15/1995	H	LC	L, 13-17
333	Ben Roethlisberger	10/04/2009	H	4	W, 38-28
325	Terry Bradshaw	01/09/1983	H	WC	L, 28-31
Pass Completions					
32	Neil O'Donnell	01/15/1995	H	LC	L, 13-17
31	Ben Roethlisberger	11/16/2008	H	11	W, 11-10
29	Ben Roethlisberger	12/02/2018	H	13	L, 30-33
Pass Attempts					
54	Neil O'Donnell	01/15/1995	H	LC	L, 13-17
45	Ben Roethlisberger	12/02/2018	H	13	L, 30-33
44	Ben Roethlisberger	11/21/2021	A	11	L, 37-41
Passing Touchdowns					
4	Mark Malone	11/25/1984	H	13	W, 52-24
3	Four times				
	Last: Ben Roethlisberger	11/21/2021	A	11	L, 37-41
Long Pass					
89	Neil O'Donnell	09/01/1991	A	1	W, 26-20
84	Charles Johnson	12/24/1994	A	17	L, 34-37
72	Michael Vick	10/12/2015	A	5	W, 24-20
Completion Percentage (min. 14 pass att.)					
81.8	Mark Malone	11/25/1984	H	13	W, 52-24
78.8	Ben Roethlisberger	10/04/2009	H	4	W, 38-28
78.6	Bubby Brister	10/07/1990	H	5	W, 36-14
Passer Rating (min. 14 pass att.)					
154.2	Mark Malone	11/25/1984	H	13	W, 52-24
145.8	Mike Tomczak	12/24/1994	A	17	L, 34-37
145.5	Bubby Brister	10/07/1990	H	5	W, 36-14
Rushing Yards					
165	Rashard Mendenhall	10/04/2009	H	4	W, 38-28
146	Willie Parker	01/11/2009	H	DIV	W, 35-24
115	Jerome Bettis	12/21/2003	H	16	W, 40-24
	Willie Parker	11/16/2008	H	11	W, 11-10
Rushing Attempts					
32	Jerome Bettis	12/21/2003	H	16	W, 40-24
29	Rashard Mendenhall	10/04/2009	H	4	W, 38-28
27	Willie Parker	01/11/2009	H	DIV	W, 35-24
Rushing Touchdowns					
2	Seven times				
	Last: James Conner	12/02/2018	H	13	L, 30-33
Long Rush					
47	Preston Pearson	10/07/1973	H	4	W, 38-21
32	Barry Foster	09/01/1991	A	1	W, 26-20
	Rashard Mendenhall	10/04/2009	H	4	W, 38-28
	Le'Veon Bell	10/12/2005	A	5	W, 24-22
Receptions					
11	Franco Harris	01/09/1983	H	WC	L, 28-31
	Hines Ward	11/16/2008	H	11	W, 11-10
10	Antonio Brown	12/02/2018	H	13	L, 30-33
Receiving Yards					
165	Charles Johnson	12/24/1994	A	17	L, 34-37
154	Antonio Brown	12/02/2018	H	13	L, 30-33
127	Theo Bell	12/22/1980	A	16	L, 17-26

STEELERS VS. CHARGERS SUPERLATIVES

Receiving Touchdowns					
3	John Stallworth	11/25/1984	H	13	W, 52-24
2	Seven times				
	Last: Mike Wallace	12/09/2012	H	14	L, 24-34
Long Reception					
89	Dwight Stone	09/01/1991	A	1	W, 26-20
84	Charles Johnson	12/24/1994	A	17	L, 34-37
72	Markus Wheaton	10/12/2015	A	5	W, 24-20
Scrimmage Yards					
191	Rashard Mendenhall	10/04/2009	H	4	W, 38-28
165	Charles Johnson	12/24/1994	A	17	L, 34-37
154	Antonio Brown	12/02/2018	H	13	L, 30-33
All-Purpose Yards					
273	Charles Johnson	12/24/1994	A	17	L, 34-37
191	Rashard Mendenhall	10/04/2009	H	4	W, 38-28
154	Antonio Brown	12/02/2018	H	13	L, 30-33
Tackles					
13	James Farrior	12/21/2003	H	16	W, 40-24
12	L.J. Fort	12/02/2018	H	13	L, 30-33
11	Lawrence Timmons	12/09/2012	H	14	L, 24-34
Sacks					
2.0	Eight times				
	Last: Nick Herbig	09/22/2024	H	3	W, 20-10
Interceptions					
2	Five times				
	Last: Deshea Townsend	12/21/2003	H	16	W, 40-24
Most Points Scored					
52	11/25/1984		H	13	W, 52-24
44	12/08/1985		A	14	L, 44-54
40	12/21/2003		H	16	W, 40-24
Fewest Points Scored					
7	11/18/1979		A	12	L, 7-35
10	12/18/1977		A	14	W, 10-9
11	11/16/2008		H	11	W, 11-10
Most Points Allowed					
44	12/08/1985		A	14	L, 44-54
41	11/21/2021		A	11	L, 37-41
37	12/24/1994		A	17	L, 34-37
Fewest Points Allowed					
0	09/21/1975		A	1	W, 37-0
	10/31/1976		H	8	W, 23-0
2	12/17/1972		A	14	W, 24-2
Margin of Victory					
37	09/21/1975		A	1	W, 37-0
28	11/25/1984		H	13	W, 52-24
23	10/31/1976		H	8	W, 23-0
	11/06/1983		H	10	W, 26-3
Margin of Defeat					
28	11/18/1979		A	12	L, 7-35
10	12/08/1985		A	14	L, 44-54
	10/08/2006		A	5	L, 13-23
	12/09/2012		H	14	L, 24-34

10

2024 WEEK 3

Los Angeles Chargers 10, Pittsburgh Steelers 20

66,734 Acrisure Stadium Sep 22, 2024

20

Los Angeles Chargers	7	3	0	0	10
Pittsburgh Steelers	0	7	3	10	20

SCORING DRIVES

TEAM	QTR	TIME	SCORING PLAY	LAC	PIT
Chargers	1	02:46	Q.Johnston 27 yd. pass from J.Herbert (C.Dicker kick) (5-59, 2:48)	7	0
Steelers	2	10:17	J.Fields 5 yd. run (C.Boswell kick) (13-70, 7:29)	7	7
Chargers	2	03:13	C.Dicker 28 yd. Field Goal (12-60, 7:04)	10	7
Steelers	3	09:05	C.Boswell 38 yd. Field Goal (12-50, 5:55)	10	10
Steelers	4	14:14	C.Boswell 30 yd. Field Goal (12-73, 6:26)	10	13
Steelers	4	07:02	C.Austin 55 yd. pass from J.Fields (C.Boswell kick) (5-84, 2:43)	10	20

LOS ANGELES CHARGERS

PASSING	ATT	CP	YDS	SK/YD	TD	LG	INT	RTG
Justin Herbert	18	12	125	2/16	1	27t	0	105.1
Taylor Heinicke	2	2	24	3/28	0	18	0	116.7
TOTAL	**20**	**14**	**149**	**5/44**	**1**	**27T**	**0**	**108.1**

RUSHING	ATT	YDS	AVG	LG	TD
J.K. Dobbins	15	44	2.9	13	0
Gus Edwards	3	9	3.0	6	0
Derius Davis	1	8	8.0	8	0
Justin Herbert	1	0	0.0	0	0
TOTAL	**20**	**61**	**3.1**	**13**	**0**

RECEIVING	NO	YDS	AVG	LG	TD
Ladd McConkey	3	44	14.7	18	0
Will Dissly	3	19	6.3	7	0
J.K. Dobbins	3	10	3.3	6	0
Quentin Johnston	2	44	22.0	27t	1
Hayden Hurst	2	15	7.5	8	0
Simi Fehoko	1	17	17.0	17	0
TOTAL	**14**	**149**	**10.6**	**27T**	**1**

TOP DEFENSE	TOT	SOLO	AST	SCK	YDS	INT
Daiyan Henley	12	9	3	0.0	0.0	0
Denzel Perryman	9	6	3	0.0	0.0	0
Derwin James Jr.	8	5	3	1.0	6.0	0

FIELD GOALS	FGM/FGA	PERCENT	RESULTS
Cameron Dicker	1-1	100.0	28G
TOTAL	**1-1**	**100.0**	

PITTSBURGH STEELERS

PASSING	ATT	CP	YDS	SK/YD	TD	LG	INT	RTG
Justin Fields	32	25	245	2/13	1	55t	1	96.0
TOTAL	**32**	**25**	**245**	**2/13**	**1**	**55T**	**1**	**96.0**

RUSHING	ATT	YDS	AVG	LG	TD
Najee Harris	18	70	3.9	21	0
Cordarrelle Patterson	4	33	8.3	14	0
Justin Fields	6	6	1.0	5t	1
Jaylen Warren	3	5	1.7	3	0
TOTAL	**31**	**114**	**3.7**	**21**	**1**

RECEIVING	NO	YDS	AVG	LG	TD
George Pickens	5	57	11.4	27	0
Najee Harris	5	16	3.2	8	0
Calvin Austin III	4	95	23.8	55t	1
Pat Freiermuth	4	33	8.3	15	0
Cordarrelle Patterson	3	15	5.0	6	0
Scotty Miller	2	31	15.5	20	0
Connor Heyward	1	2	2.0	2	0
Jaylen Warren	1	-4	-4.0	-4	0
TOTAL	**25**	**245**	**9.8**	**55T**	**1**

TOP DEFENSE	TOT	SOLO	AST	SCK	YDS	INT
Patrick Queen	8	4	4	0.0	0.0	0
DeShon Elliott	5	4	1	0.0	0.0	0
Donte Jackson	5	2	3	0.0	0.0	0

FIELD GOALS	FGM/FGA	PERCENT	RESULTS
Chris Boswell	2-3	66.7	62WR, 38G, 30G
TOTAL	**2-3**	**66.7**	

Team Statistics

	Chargers	Steelers
First Downs	10	20
3rd-Down Eff. (Made/Att/Pct)	3/11/27%	7/14/50%
4th-Down Eff. (Made/Att/Pct)	0/0/0%	0/0/0%
Total Net Yards	166	346
Total Plays	45	65
Yards Per Play	3.7	5.3
Rushes/Net Yards	20/61	31/114
Net Passing	105	232
Pass Attempts/Completions	20/14	32/25
Had Intercepted	0	1
Sacked/Yards Lost	5/44	2/13
Punts/Average	7/50.0	3/52.0
Penalties/Yards	7/69	3/15
Fumbles/Lost	2/0	0/0
Possession Time	26:09	33:51

STEELERS SCHEDULE

- Pittsburgh is 361-268-4 (.573) in regular-season games against the opponents on its 2025 schedule.

STEELERS VS. 2025 REGULAR-SEASON FOES

TEAM	RECORD	LAST TIME	DATE
N.Y. Jets	20-7	W, 34-32	09/07/2025
Seattle Seahawks	10-11	L, 17-31	09/14/2025
New England Patriots	16-15	W, 21-14	09/21/2025
Minnesota Vikings	9-10	W, 24-21	09/28/2025
Cleveland Browns	81-63-1	W, 23-6	10/12/2025
Cincinnati Bengals	69-41	L, 31-33	10/16/2025
Green Bay Packers	17-20	L, 25-35	10/26/2025
Indianapolis Colts	29-11	W, 27-20	11/02/2025
L.A. Chargers	24-9	W, 20-10	09/22/2024
Chicago Bears	8-19-1	W, 29-27	11/08/2021
Buffalo Bills	15-11	L, 3-38	10/09/2022
Baltimore Ravens	33-25	L, 17-34	12/21/2024
Miami Dolphins	13-12	L, 10-16	10/23/2022
Detroit Lions	17-14-2	T, 16-16	11/14/2021
Total	**361-268-4**	**W, 20-10 (vs. IND)**	**11/02/2025**

STEELERS 2025 TEAM CAPTAINS

- The Steelers selected four players to serve as team captains for the 2025 season determined by a vote of their teammates.
- QB **Aaron Rodgers** was selected to serve as offensive captain, DT **Cameron Heyward** and LB **T.J. Watt** were picked to serve as defensive captains and S **Miles Killebrew** was chosen to serve as the special teams captain.
- Heyward was selected as a captain for the 11th consecutive year (2015-25).
- Only one player in franchise history has been selected captain more than Heyward -- Ben Roethlisberger (13).
- Watt was named captain for the fifth time in his career (2020, 2022-25).
- Killebrew was named captain for the fourth time (2022-25).
- Rodgers was named a team captain for the 15th time in his career, and his first as a member of the Steelers. He previously served as a 12-time captain with Green Bay and a two-time captain with N.Y. Jets.

BREAKING DOWN THE ROSTER

- Pittsburgh has a 52-man roster that is composed of 24 offensive players, 25 defensive players and three specialists.
- Of the 52 players on the Steelers' roster, 43 of them (82.7 percent) were draft picks, including 28 selected by Pittsburgh (52.8 percent).
- The Steelers have 10 players that were drafted in the first round and six were selected by Pittsburgh.
- Pittsburgh has 10 players on the roster that began their careers as undrafted free agents, including four who originally signed with the Steelers.
- 34.6 percent of the players (18 of 52) on Pittsburgh's roster entered the league as a sixth-round or seventh-round pick or as an undrafted player.
- Of the 52 players on the roster, 16 of them (30.8 percent) are 30 years old or younger and nine players (17.0 percent) are 24 years old or younger.
- Of the 52 players on the roster, 42 of them (80.8 percent) played collegiately in the "Power Five" conferences (ACC, Big 10, Big 12, Pac-12 and SEC).

BY DRAFT ROUND		BY EXPERIENCE		BY AGE	
Round	No.	Years	No.	Age	No.
1st	10	Rookie - 1	9	21-24	13
2nd or 3rd	14	2 - 3	11	25-28	21
4th or 5th	9	4 - 5	11	29-32	14
6th or 7th	9	6 - 9	13	33+	4
Undrafted	10	10+	8		

INSIDE THE SCHEDULE

- Pittsburgh is set to play in four primetime games during the 2025 regular season and made its first international appearance since 2013.
- The Steelers faced off against Minnesota in Week 4 on Sunday, Sept. 28, with kickoff set for 9:30 a.m. ET (NFL Network) at Croke Park in Dublin, Ireland. The Steelers served as the home team for this historic matchup.
- This game marked a significant milestone as the first-ever regular season NFL game to be played in Ireland. It also brought the Steelers back to familiar ground—they're one of only two NFL teams to have played in Ireland before, having taken on the Chicago Bears in a 1997 preseason game at Croke Park.
- The Steelers returned to Acrisure Stadium for their home opener in Week 2, playing host to Seattle at 1 p.m. ET on Sept. 14 (FOX). Since Acrisure Stadium opened in 2001, Pittsburgh is 18-7 (.720) in home openers. This was the fifth time the Steelers have opened their home slate against Seattle.
- Pittsburgh extends its streak to 21 consecutive years with at least one Monday Night Football game when they play host to Miami in Week 15 at 8:15 p.m. ET on Dec. 15 (ESPN). Since MNF debuted in 1970, the Steelers have played in 79 contests and hold a 54-25 record. Pittsburgh's 54 victories and .684 winning percentage on MNF are best in the NFL. The Steelers have won 22 consecutive home games on Monday Night Football.
- Pittsburgh was featured as part of Thursday Night Football. The Steelers traveled to Cincinnati in Week 7 at 8:15 p.m. ET on Oct. 16 (Prime Video).
- Pittsburgh also appears twice on Sunday Night Football (NBC). The Steelers played host to Green Bay in Week 8 at 8:20 p.m. ET on Oct. 26 and travel to the L.A. Chargers in Week 10 at 8:20 p.m. ET on Nov. 9, both airing nationally on NBC.

LONGEST TENURED STEELERS

- There are currently three Steelers who have played at least 100 regular-season games for the franchise. DT **Cameron Heyward** leads the roster with 216 regular-season games played and K **Chris Boswell** is next with 158 regular season-games played in a Steelers uniform. LB **T.J. Watt** has played in 129 regular-season games in his career.

POS.	PLAYER	GP WITH STEELERS
DT	Cameron Heyward	219
K	Chris Boswell	158
LB	T.J. Watt	129

OWNERSHIP OF 90+ YEARS

- The Steelers are one of only three current NFL franchises that have been owned by the same individual family for over 90 years.

OWNERSHIP	TEAM	YEARS
Halas Family	Chicago Bears	104
Bidwill Family	Arizona Cardinals	93
Rooney Family	Pittsburgh Steelers	92
Hunt Family	Kansas City Chiefs	66
Adams Family	Tennessee Titans	66

ALL-TIME WINNING SEASONS

- Pittsburgh has an NFL-best 41 seasons since the 1970 AFL-NFL merger in which the team has finished above .500. The Steelers also have 21 consecutive winning seasons from 2004-24, the second longest streak in NFL history.

MOST WINNING SEASONS – SINCE 1970

RANK	TEAM	SEASONS
1.	Pittsburgh Steelers	41
2.	Dallas Cowboys	36
3.	New England Patriots	35
4.	Miami Dolphins	34
5.	Minnesota Vikings	33

THE STANDARD IS THE STANDARD

- Pittsburgh has recorded 21 consecutive seasons with a .500 record or better, which is the longest active streak in the NFL and longest streak in team history.

MOST ACTIVE CONSECUTIVE NON-LOSING SEASONS

RANK	TEAM	SEASONS	YEARS
1.	Pittsburgh Steelers	21	2004-24
2.	Kansas City Chiefs	12	2013-24
3.	Buffalo Bills	6	2019-24

MOST CONSECUTIVE NON-LOSING SEASONS – SINCE 1970

RANK	TEAM	SEASONS	YEARS
1.	Pittsburgh Steelers	21	2004-24
	Dallas Cowboys	21	1965-85
3.	New England Patriots	19	2001-19
4.	San Francisco 49ers	16	1983-98
	Dallas Cowboys	16	1970-85
6.	Miami Dolphins	15	1989-2003
7.	Pittsburgh Steelers	13	1972-84
	Green Bay Packers	13	1992-2004

DECADES OF SUCCESS

- In Pittsburgh's 10+ decades of professional football, the franchise has built an impressive resume that includes six World Championships, eight Super Bowl appearances, 24 division titles and 686 regular-season wins.

REGULAR-SEASON RECORD BY DECADE – FRANCHISE HISTORY

DECADE	W	L	T	PCT.	PLAYOFF APP.	WIN RK.
1930s	22	55	3	.286	-	8th
1940s	35	50	5	.412	1	t-8th
1950s	54	63	3	.462	-	7th
1960s	46	85	7	.351	1	t-20th
1970s	99	44	1	.691	8	t-4th
1980s	77	75	0	.507	4	t-14th
1990s	93	67	0	.581	6	t-8th
2000s	103	56	1	.647	6	t-3rd
2010s	102	57	1	.641	6	t-2nd
2020s	55	36	1	.603	4	7th
TOTALS	686	588	22	.538	36	3rd

10-WIN SEASONS

- Pittsburgh has recorded 10+ wins in 28 different seasons since the 1970 NFL-AFL merger.
- The 28 different 10-win seasons are the second-most in the League .

MOST 10-WIN SEASONS – SINCE 1970

RANK	TEAM	SEASONS
1.	Dallas Cowboys	29
2.	Pittsburgh Steelers	28
3.	San Francisco 49ers	27
	New England Patriots	27
5.	Philadelphia Eagles	24
	Miami Dolphins	24

90-WIN DECADES

- Since the Steelers' inception in 1933, Pittsburgh has totaled four 90+ win decades (1970s, '90s, '00s and '10s). The Steelers and Packers are the only franchises to accomplish the feat.

MOST DECADES WITH 90+ REGULAR-SEASON WINS – NFL HISTORY

TEAM	90+ WIN DECADES	DECADES (WINS)
Pittsburgh Steelers	4	'70s (99), '90s (93), '00s (103), '10s (102)
Green Bay Packers	4	'60s (96), '90s (93), '00s (95), '10s (102)
Denver Broncos	3	'80s (93), '90s (94), '00s (93)
Miami Dolphins	3	'70s (104), '80s (94), '90s (95)

KINGS OF THE AFC

- Pittsburgh owns the NFL's best overall record vs. AFC opponents with a 430-281-2 (.604) mark since the 1970 AFL-NFL merger.
- The Steelers are the only team with a .600 overall win percentage against the AFC since the 1970 AFL-NFL merger.
- Pittsburgh is 400-255-2 (.610) in regular-season games vs. AFC opponents since the 1970 AFL-NFL merger.
- The Steelers are the only team with a .600 regular-season win percentage against the AFC since the 1970 AFL-NFL merger.
- Pittsburgh's 400 regular-season wins against the AFC since the 1970 AFL-NFL merger are the most in the League.
- The Steelers are the only team with at least 400 regular-season wins against the AFC since the 1970 AFL-NFL merger.

MOST REGULAR-SEASON WINS VS. AFC – SINCE 1970

RANK	TEAM	WINS
1.	Pittsburgh Steelers	400
2.	New England Patriots	377
3.	Miami Dolphins	365
4.	Denver Broncos	363
5.	Kansas City Chiefs	347

- The Steelers' .610 regular-season win percentage against the AFC since the 1970 AFL-NFL merger is the best among AFC teams.

BEST REGULAR-SEASON WIN PCT. VS. AFC – SINCE 1970

RANK	TEAM	W	L	T	WIN PCT.
1.	Pittsburgh Steelers	400	255	2	.610
2.	New England Patriots	377	283	0	.571
3.	Denver Broncos	363	285	4	.560
4.	Miami Dolphins	365	291	2	.556
5.	Baltimore Ravens	196	159	0	.552

- Pittsburgh is 232-95 (.709) in regular-season home games against the AFC since the 1970 AFL-NFL merger.
- The Steelers' 232 regular-season home wins against the AFC since the 1970 AFL-NFL merger are the most among AFC teams.

MOST REGULAR-SEASON HOME WINS VS. AFC – SINCE 1970

RANK	TEAM	WINS
1.	Pittsburgh Steelers	232
2.	New England Patriots	216
3.	Denver Broncos	215
4.	Miami Dolphins	214
5.	Kansas City Chiefs	201

- Pittsburgh's .709 regular-season home win percentage against the AFC since the 1970 AFL-NFL merger is the best among AFC teams.

BEST REGULAR-SEASON HOME WIN PCT. VS. AFC – SINCE 1970

RANK	TEAM	W	L	T	WIN PCT.
1.	Pittsburgh Steelers	232	95	0	.709
2.	Denver Broncos	215	106	4	.669
3.	Baltimore Ravens	117	61	0	.657
4.	New England Patriots	216	114	0	.655
5.	Miami Dolphins	214	115	1	.650

- Pittsburgh is 168-160-2 (.512) in regular-season road games against the AFC since the 1970 AFL-NFL merger.
- The Steelers' 168 regular-season road wins against the AFC since the 1970 AFL-NFL merger are the most among AFC teams.

MOST REGULAR-SEASON ROAD WINS VS. AFC – SINCE 1970

RANK	TEAM	WINS
1.	Pittsburgh Steelers	168
2.	New England Patriots	161
3.	Indianapolis Colts	157
4.	Miami Dolphins	151
5.	Denver Broncos	148

- Pittsburgh's .512 regular-season road win percentage against the AFC since the 1970 AFL-NFL merger is the best among AFC teams.

BEST REGULAR-SEASON ROAD WIN PCT. VS. AFC – SINCE 1970

RANK	TEAM	W	L	T	WIN PCT.
1.	Pittsburgh Steelers	168	160	2	.512
2.	New England Patriots	161	169	0	.488
3.	Indianapolis Colts	157	174	1	.474
4.	Miami Dolphins	151	176	1	.462
5.	Denver Broncos	148	179	0	.453

ON THE ROAD, AGAIN

- Pittsburgh owns an overall road record of 230-225-2 (.505) since the 1970 AFL-NFL merger.
- The Steelers are 221-210-2 (.513) in regular-season road games since the 1970 AFL-NFL merger.
- Pittsburgh's 221 regular-season road wins are the second-most in the NFL since the 1970 AFL-NFL merger.

MOST ROAD WINS – SINCE 1970

RANK	TEAM	WINS
1.	Dallas Cowboys	223
2.	Pittsburgh Steelers	221
3.	San Francisco 49ers	220
4.	New England Patriots	215
5.	Philadelphia Eagles	209

- Pittsburgh's .513 regular-season road win percentage is tied for the best in the NFL since the 1970 AFL-NFL merger.

BEST ROAD WIN PCT. – SINCE 1970

RANK	TEAM	W	L	T	WIN PCT.
1.	Pittsburgh Steelers	221	210	2	.513
	Dallas Cowboys	223	212	0	.513
3.	San Francisco 49ers	220	215	1	.506
4.	New England Patriots	215	219	0	.495
5.	Philadelphia Eagles	209	219	5	.488

ACRISURE ADVANTAGE

- Pittsburgh owns an overall record of 147-64-2 (.695) at Acrisure Stadium.
- The Steelers are 139-58-2 (.704) in regular-season games at Acrisure Stadium since the stadium opened in 2001.
- Pittsburgh's 139 regular-season wins at Acrisure Stadium are the fourth-most in the NFL since 2001.

MOST REGULAR-SEASON HOME WINS – SINCE 2001

RANK	TEAM	WINS
1.	New England Patriots	146
2.	Green Bay Packers	142
3.	Baltimore Ravens	141
4.	Pittsburgh Steelers	139
5.	Seattle Seahawks	130

- Pittsburgh's .704 regular-season win percentage at Acrisure Stadium is the fourth-best in the NFL since 2001.

BEST REGULAR-SEASON HOME WIN PCT. – SINCE 2001

RANK	TEAM	W	L	T	WIN PCT.
1.	New England Patriots	146	53	0	.734
2.	Green Bay Packers	142	54	2	.722
3.	Baltimore Ravens	141	58	0	.709
4.	Pittsburgh Steelers	139	58	2	.704
5.	Seattle Seahawks	130	68	0	.657

- Pittsburgh's .702 regular-season win percentage at Acrisure Stadium is the second-best of any NFL franchise in its current stadium (min. of 100 games).

BEST REGULAR-SEASON RECORD IN CURRENT STADIUM (MIN. 100)

RANK	STADIUM	W	L	T	WIN PCT.
1.	Gillette Stadium	140	50	0	.737
2.	Acrisure Stadium	138	58	2	.702
3.	M&T Bank Stadium	155	68	0	.695
4.	Lambeau Field	233	119	4	.660
5.	Lumen Field	124	66	0	.653

- Pittsburgh's .702 regular-season win percentage at Acrisure Stadium is the fifth-best of any NFL franchise in one stadium (min. of 100 games).

BEST REGULAR-SEASON RECORD IN ONE STADIUM (MIN. 100)

RANK	STADIUM	W	L	T	WIN PCT.
1.	Orange Bowl	101	22	1	.819
2.	Gillette Stadium	140	50	0	.737
3.	Three Rivers Stadium	169	67	0	.716
4.	Mile High Stadium	167	66	4	.715
5.	Acrisure Stadium	138	58	2	.702

- Pittsburgh is 24-1 (.960) in the regular season vs. Cleveland at Acrisure Stadium.
- The Steelers' .960 win percentage against the Browns at Acrisure Stadium is the third-best in NFL history for a team vs. a single opponent at a single stadium (min. 10 games).

BEST REGULAR-SEASON HOME WIN PCT. VS. OPPONENT BY STADIUM – NFL HISTORY (MIN. 10)

TEAM (OPP.)	STADIUM	W-L-T (PCT.)
Pittsburgh (San Diego Chargers)	Three Rivers Stadium	11-0-0 (1.000)
Washington (Detroit Lions)	RFK Memorial Stadium	11-0-0 (1.000)
Pittsburgh (Cleveland Browns)	Acrisure Stadium	24-1-0 (.960)
San Francisco (Detroit Lions)	Candlestick Park	12-1-0 (.923)
L.A. Rams (Atlanta Falcons)	L.A. Coliseum	11-1-2 (.917)

DON'T LEAVE EARLY

- Pittsburgh has won 19 of its 26 regular-season games decided by one score (eight points or less) since the start of the 2023 season.
- The Steelers have won 23 of their last 31 regular-season games decided by one score.
- Pittsburgh's 26 regular-season games decided by one score are tied for the sixth-most in the NFL since the start of the 2023 season.

MOST ONE-SCORE GAMES – SINCE 2023

RANK	TEAM	GAMES
1.	Minnesota Vikings	29
2.	L.A. Rams	27
	Philadelphia Eagles	27
	Houston Texans	27
	New England Patriots	27
6.	Pittsburgh Steelers	26
	Indianapolis Colts	26
	Kansas City Chiefs	26
	Jacksonville Jaguars	26
10.	Three teams tied with	25

- Pittsburgh's 19 regular-season wins in one-score games are the second-most in the NFL since the start of the 2023 season.

MOST WINS IN ONE-SCORE GAMES – SINCE 2023

RANK	TEAM	WINS
1.	Philadelphia Eagles	21
2.	Pittsburgh Steelers	19
3.	Minnesota Vikings	18
4.	Kansas City Chiefs	17
5.	L.A. Rams	16
	Indianapolis Colts	16

- The Steelers' .731 win percentage in regular-season one-score games is the second-best in the NFL since the start of the 2023 season (min. 15 games).

BEST WIN PCT. IN ONE-SCORE GAMES – SINCE 2023 (MIN. 15)

RANK	TEAM	W	L	T	WIN PCT.
1.	Philadelphia Eagles	21	6	0	.778
2.	Pittsburgh Steelers	19	7	0	.731
3.	Detroit Lions	13	6	0	.684
4.	Kansas City Chiefs	17	9	0	.654
5.	Seattle Seahawks	15	8	0	.652

- Pittsburgh's 91 regular-season one-score games are the most in the NFL since the start of the 2017 season.

MOST ONE-SCORE GAMES – SINCE 2017

RANK	TEAM	GAMES
1.	Pittsburgh Steelers	91
2.	Seattle Seahawks	85
3.	L.A. Chargers	84
4.	Minnesota Vikings	83
5.	Atlanta Falcons	82

- Pittsburgh's 61 regular-season wins in one-score games are the most in the NFL since the start of the 2017 season.

MOST WINS IN ONE-SCORE GAMES – SINCE 2017

RANK	TEAM	WINS
1.	Pittsburgh Steelers	61
2.	Minnesota Vikings	51
3.	Kansas City Chiefs	50
4.	Philadelphia Eagles	49
	Seattle Seahawks	49

- The Steelers' .681 regular-season win percentage in one-score games is the best in the NFL since the start of the 2017 season (min. 50 games).

BEST WIN PCT. IN ONE-SCORE GAMES – SINCE 2017 (MIN. 50)

RANK	TEAM	W	L	T	WIN PCT.
1.	Pittsburgh Steelers	61	28	2	.681
2.	Kansas City Chiefs	50	29	0	.633
3.	Philadelphia Eagles	49	29	1	.627
4.	Minnesota Vikings	51	31	1	.620
5.	L.A. Rams	40	28	0	.588

FOURTH QUARTER IS WINNING TIME

- Pittsburgh has won six regular-season games when trailing at the end of the third quarter since the start of the 2023 season, which is tied for the second-most in the NFL.

MOST WINS WHEN TRAILING AFTER 3RD QUARTER – SINCE 2023

RANK	TEAM	WINS
1.	Denver Broncos	7
2.	Pittsburgh Steelers	6
	Philadelphia Eagles	6
4.	Five other teams tied with	5

- The Steelers have won 17 regular-season games when trailing at the end of the third quarter since the start of the 2020 season, which is three more wins than any other team in the League and most in the NFL.

MOST WINS WHEN TRAILING AFTER 3RD QUARTER – SINCE 2020

RANK	TEAM	WINS
1.	Pittsburgh Steelers	17
2.	Kansas City Chiefs	14
3.	Minnesota Vikings	12
4.	Philadelphia Eagles	11
5.	Indianapolis Colts	10
	Denver Broncos	10

HALFTIME GOT YOU DOWN

- Pittsburgh has won nine regular-season games when trailing at halftime since the start of the 2023 season, which is tied for the second-most in the NFL.

MOST WINS WHEN TRAILING AT HALF – SINCE 2023

RANK	TEAM	WINS
1.	L.A. Rams	10
2.	Pittsburgh Steelers	9
	Philadelphia Eagles	9
4.	Seattle Seahawks	8
	Denver Broncos	8

- Pittsburgh has won 18 regular-season games when trailing at halftime since the start of the 2020 season, which is tied for the most in the NFL.

MOST WINS WHEN TRAILING AT HALF – SINCE 2020

RANK	TEAM	WINS
1.	Pittsburgh Steelers	18
	Kansas City Chiefs	18
3.	L.A. Rams	15
4.	Tampa Bay Buccaneers	14
5.	Philadelphia Eagles	13

- Pittsburgh has won four regular-season games in which it trailed by 10+ points at halftime since the start of the 2020 season, which is tied for the most in the League.

MOST WINS WHEN TRAILING BY 10+ POINTS AT HALF – SINCE 2020

RANK	TEAM	WINS
1.	Pittsburgh Steelers	4
	Arizona Cardinals	4
	Tampa Bay Buccaneers	4
4.	Six teams tied with	3

- Pittsburgh has won seven regular-season games in which it trailed by 10+ points in the second half since the start of the 2020 season, which is the third-most in the League.

MOST WINS WHEN TRAILING BY 10+ POINTS IN 2ND HALF – SINCE 2020

RANK	TEAM	WINS
1.	Minnesota Vikings	9
2.	Tampa Bay Buccaneers	8
3.	Pittsburgh Steelers	7
4.	Arizona Cardinals	6
	Tennessee Titans	6

- The Steelers have won nine regular-season games in which they trailed by 10+ points at some point of the game since the start of the 2020 season, which is tied for the fifth-most in the NFL.

MOST WINS WHEN TRAILING BY 10+ POINTS – SINCE 2020

RANK	TEAM	WINS
1.	Minnesota Vikings	11
	Kansas City Chiefs	11
	Philadelphia Eagles	11
4.	Tampa Bay Buccaneers	10
5.	Pittsburgh Steelers	9
	Tennessee Titans	9

KINGS OF THE NFC

- Pittsburgh is 135-82-2 (.621) overall against the NFC since the 1970 AFL-NFL merger.
- The Steelers are 129-80-2 (.616) in the regular-season against the NFC since the 1970 AFL-NFL merger.
- Pittsburgh's 129 regular-season wins against the NFC are the most among AFC teams since the 1970 AFL-NFL merger.

MOST AFC WINS VS. NFC – SINCE 1970

RANK	TEAM	WINS
1.	Pittsburgh Steelers	129
2.	Miami Dolphins	126
3.	Denver Broncos	123
4.	Kansas City Chiefs	118
5.	Buffalo Bills	112
	New England Patriots	112

- Pittsburgh's .616 regular-season win percentage against the NFC is the second-best among AFC teams since the 1970 AFL-NFL merger.

BEST AFC WIN PCT. VS. NFC – SINCE 1970

RANK	TEAM	W	L	T	WIN PCT.
1.	Baltimore Ravens	75	45	1	.624
2.	Pittsburgh Steelers	129	80	2	.616
3.	Miami Dolphins	126	85	0	.597
4.	Kansas City Chiefs	118	82	2	.590
5.	Denver Broncos	123	92	2	.571

- Pittsburgh is 76-30-2 (.713) in regular-season home games against the NFC since the 1970 AFL-NFL merger.
- The Steelers' 76 regular-season home wins against the NFC are tied for the most among AFC teams since the 1970 AFL-NFL merger.

MOST AFC HOME WINS VS. NFC – SINCE 1970

RANK	TEAM	WINS
1.	Pittsburgh Steelers	76
	Denver Broncos	76
3.	Miami Dolphins	69
4.	Kansas City Chiefs	68
5.	Buffalo Bills	67

- Pittsburgh's .713 regular-season home win percentage against the NFC is the second-best among AFC teams since the 1970 AFL-NFL merger.

BEST AFC HOME WIN PCT. VS. NFC – SINCE 1970

RANK	TEAM	W	L	T	WIN PCT.
1.	Baltimore Ravens	45	15	1	.746
2.	Pittsburgh Steelers	76	30	2	.713
3.	Denver Broncos	76	34	0	.691
4.	Kansas City Chiefs	68	33	1	.673
5.	Miami Dolphins	69	34	0	.670

- Pittsburgh is 53-50 (.515) in regular-season road games against the NFC since the 1970 AFL-NFL merger.
- The Steelers' 53 regular-season road wins against the NFC are tied for the third-most among AFC teams since the 1970 AFL-NFL merger.

MOST AFC ROAD WINS VS. NFC – SINCE 1970

RANK	TEAM	WINS
1.	Miami Dolphins	57
2.	New England Patriots	54
3.	Pittsburgh Steelers	53
	Tennessee Titans	53
5.	Kansas City Chiefs	50

- Pittsburgh's .515 regular-season road win percentage against the NFC is the third-best among AFC teams since the 1970 AFL-NFL merger.

BEST AFC ROAD WIN PCT. VS. NFC – SINCE 1970

RANK	TEAM	W	L	T	WIN PCT.
1.	Miami Dolphins	57	51	0	.528
2.	New England Patriots	54	50	0	.519
3.	Pittsburgh Steelers	53	50	0	.515
4.	Kansas City Chiefs	50	49	1	.505
5.	Baltimore Ravens	30	30	0	.500

HEYWARD, WATT DYNAMIC DUO

- LB **T.J. Watt** and DT **Cameron Heyward** have registered 113.0 and 90.0 career sacks, respectively, which rank first and second in franchise history.
- Watt (113.0) and Heyward (90.0) have combined for 203.0 sacks, 15 Pro Bowl selections, nine All-Pro nods, 436 QB hits, 264 TFL, 116 passes defensed, 44 forced fumbles, 31 takeaways, 28 strip sacks, 21 fumble recoveries and 10 interceptions.
- With Watt and Heyward both staring down opposing offenses in 2025, the Steelers defense features the most accomplished pass-rushing duo in the NFL.

WATT, HEYWARD HALL OF FAME TANDEM

STATISTIC	TOTAL
Total Seasons Played	22
Pro Bowls	15
All-Pro Selections	8
Games Played	348
Sacks	203.0
QB Hits	436
TFL	264
Forced Fumbles	44
Takeaways	31
Strip Sacks	28
Fumble Recoveries	21
Passes Defensed	116
Interceptions	10
Seasons of 12.0+ Sacks	6
Seasons of 10.0+ Sacks	9

- The tandem's 203.0 combined career sacks is the third-most since 1982, when the individual sack became an official statistic (career totals up through the final season the two were teammates and had both only played for one NFL team).

NFL MOST COMBINED CAREER SACKS BY TEAMMATES – SINCE 1982

PLAYER	SCK	PLAYER	SCK	TOTAL	LAST YEAR
Bruce Smith	171.0	Phil Hansen	56.5	227.5	1999
Lawrence Taylor	126.5	Leonard Marshall	79.5	206.0	1992
Cameron Heyward	90.0	T.J. Watt	113.0	203.0	2025
Dwight Freeney	107.5	Robert Mathis	91.5	199.0	2012
Clyde Simmons	71.0	Reggie White	124.0	195.0	1992

TEAMMATES WITH 90.0+ SACKS WITH ONE TEAM– SINCE 1982

PLAYER	SCK	PLAYER	SCK	TOTAL	LAST YEAR
Cameron Heyward	90.0	T.J. Watt	113.0	203.0	2025
Dwight Freeney	107.5	Robert Mathis	91.5	199.0	2012

TAKE DOWN FOR WATT

- LB **T.J. Watt**, the first player in franchise history selected Team MVP on five occasions (2019-21, 2023-24), has garnered either AP First Team (2019-21, 2023) or Second Team (2024) All-Pro honors five times in his eight-year career.
- Watt's four AP First Team All-Pro selections is tied for the third-most among active NFL players.

MOST NFL ALL-PRO SELECTIONS – ACTIVE PLAYERS

RANK	PLAYER	FIRST-TEAM ALL-PRO
1.	Bobby Wagner	6
2.	Tyreek Hill	5
3.	Cameron Heyward	4
	T.J. Watt	4
	Six other players tied with	4

- Watt registered three tackles (one solo), one QB hit, one TFL, one forced fumble, one fumble recovery and 1.0 strip sack, bringing his sack total to 113.0 in his career (2017-25).
- He recorded his fifth career strip sack in which he recovered his own forced fumble. Since 1991, only Robert Mathis (eight), Chandler Jones (six) and Jared Allen (six) have more.
- Watt registered five tackles (no solo), three QB hits, two passes defensed and 0.5 sack in Week 6 vs. Cleveland.
- Watt finished with five tackles (three solo), two QB hits, one tackle for loss, one pass defensed, one interception and 1.0 sack in Week 4 vs. Minnesota.
- Watt, who has registered 113.0 sacks in his first 129 career regular-season games, joined Pro Football Hall of Famers Reggie White (133.5 sacks), DeMarcus Ware (113.0) and Bruce Smith (113.0) as the only players since 1982, when the individual sack became an official statistic, with at least 113.0 sacks in their first 130 career games.
- Watt will play in his 130th career regular-season game in Week 10 at L.A. Chargers.

MOST SACKS IN FIRST 130 CAREER GAMES – SINCE 1982

RANK	PLAYER	SACKS
1.	Reggie White	133.5
2.	T.J. Watt	113.0
	DeMarcus Ware	113.0
	Bruce Smith	113.0
5.	Myles Garrett	112.5
Watt has played in 129 regular-season games		
Garrett has played in 125 regular-season games		

- With Watt's interception in Week 4 vs. Minnesota, he became the seventh player in the NFL since 1982, when the individual sack became an official statistic, with 100.0+ sacks and 8+ interceptions, joining Pro Football Hall of Famers: Lawrence Taylor, Richard Dent, Chris Doleman, Jason Taylor, Julius Peppers and Rickey Jackson.

PLAYERS WITH 100.0+ SACKS, 8+ INTERCEPTIONS – SINCE 1982

PLAYER	SACKS	INT
T.J. Watt	112.0	8
Lawrence Taylor	132.5	8
Richard Dent	137.5	8
Chris Doleman	150.5	8
Jason Taylor	139.5	8
Julius Peppers	158.5	11
Rickey Jackson	128.0	8

- In 2023, Watt ranked in the top-five in the NFL in sacks, TFL, QB hits, forced fumbles and fumble recoveries, which marked the second time in three years (2021, 2023).
- J.J. Watt is the only other player to accomplish the feat since 2012.

NFL TOP FIVE IN SACKS, TFL, QBH, FF AND FR – SINCE 2012

CATEGORY	T.J. WATT (2023)	T.J. WATT (2021)
Sacks	19.0 (1st)	22.5 (1st)
TFL	19 (5th)	21 (t-1st)
QB Hits	36 (1st)	39 (1st)
Forced Fumbles	4 (t-5th)	5 (t-5th)
Fumble Recoveries	3 (t-3rd)	3 (t-1st)

CATEGORY	J.J. WATT (2014)
Sacks	20.5 (2nd)
TFL	29 (1st)
QB Hits	51 (1st)
Forced Fumbles	4 (t-3rd)
Fumble Recoveries	5 (1st)

- Watt has registered double-digit sack seasons six times in his eight-year career.
- His six double-digit sack seasons are the most by a Steeler since 1982, when the individual sack became an official statistic.

MOST 10.0+ SACK SEASONS – FRANCHISE HISTORY

RANK	PLAYER	SEASONS
1.	T.J. Watt	6
2.	Cameron Heyward	3
	James Harrison	3
	Jason Gildon	3
	LaMarr Woodley	3

- Watt owns the franchise record with 113.0 career sacks.

STEELERS CAREER SACK LEADERS – SINCE 1982

RANK	PLAYER, YEARS	SACKS
1.	T.J. Watt, 2017-25	113.0
2.	Cameron Heyward, 2011-25	90.0
3.	James Harrison, 2002, 2004-12, 2014-17	80.5
4.	Jason Gildon, 1994-2003	77.0
5.	L.C. Greenwood, 1969-81	73.5

- His 113.0 career sacks are the most in the NFL since the start of the 2017 season.

NFL SACK LEADERS – SINCE 2017

RANK	PLAYER	SACKS
1.	T.J. Watt	113.0
2.	Myles Garrett	112.5
3.	Danielle Hunter	85.0
4.	Aaron Donald	83.0
5.	Trey Hendrickson	81.0

- His 113.0 career sacks are the fourth-most by a player in his first nine seasons in the NFL since 1982, when the individual sack became an official statistic.

MOST SACKS IN FIRST NINE SEASONS – SINCE 1982

RANK	PLAYER, YEARS	SACKS
1.	Reggie White, 1985-92	137.0
2.	Jared Allen, 2004-12	117.0
	DeMarcus Ware, 2005-12	117.0
4.	T.J. Watt, 2017-25	113.0
5.	Myles Garrett, 2017-25	112.5

- Watt surpassed Pro Football Hall of Famer DeMarcus Ware (113 games) in 2024 as the second-fastest player to reach 100 career sacks since 1982, when the individual sack became an official statistic. Only Pro Football Hall of Famer Reggie White (96) reached the milestone in fewer games than Watt.

FEWEST GAMES TO 100.0 CAREER SACKS – SINCE 1982

RANK	PLAYER	GAMES
1.	Reggie White	96
2.	T.J. Watt	109
3.	DeMarcus Ware	113
4.	Bruce Smith	115
	Myles Garrett	115

- Watt was the third player since 1982, when the individual sack became an official statistic, with 100.0 career sacks prior to his 30th birthday, joining Pro Football Hall of Famer Reggie White, 108.0, and Jared Allen, 105.0 (Watt turned 30 years old on Oct. 11, 2024). Myles Garrett has also joined the list.
- Watt is the first player since 1982, when the individual sack became an official statistic, to lead the League in sacks three times (2020, 2021 and 2023).
- Watt surpassed his brother J.J. Watt, Reggie White, DeMarcus Ware, Michael Strahan, Kevin Greene, Mark Gastineau and Jared Allen, who each led the League in sack twice.
- Watt has averaged 0.88 sacks/game since entering the League back in 2017, which is the second-best in NFL history (min. 125 games played).

SACKS PER GAME – SINCE 1982 (MIN. 125 GP)

RANK	PLAYER	SACKS/GM
1.	Myles Garrett	0.90
2.	T.J. Watt	0.88
3.	Reggie White	0.85
4.	DeMarcus Ware	0.78
5.	J.J. Watt	0.76

- Watt has climbed the chart for most sacks following each season of his career.

NFL SACK LEADERS – BY YEARS IN THE LEAGUE

SACKS	T.J. WATT (RANK)	LEADER
1 Season	7.0 (t-77th)	Jevon Kearse (14.5)
2 Seasons	20.0 (t-21st)	Aldon Smith (33.5)
3 Seasons	34.5 (t-11th)	Reggie White (52.0)
4 Seasons	49.5 (6th)	Reggie White (70.0)
5 Seasons	72.0 (3rd)	Reggie White (81.0)
6 Seasons	77.5 (3rd)	Reggie White (95.0)
7 Seasons	96.5 (3rd)	Reggie White (110.0)
8 Seasons	108.0 (3rd)	Reggie White (124.0)

- Watt ranks among the top six active players in strip sacks (2nd), forced fumbles (1st), QB hits (4th), fumble recoveries (2nd), sacks (4th) and TFL (t-6th).

ACTIVE NFL LEADERS

CATEGORY	T.J. WATT (RANK)	LEADER
Strip Sacks	24 (2nd)	25 (Khalil Mack)
Forced Fumbles	35 (1st)	--
QB Hits	237 (4th)	275 (Calais Campbell)
Fumble Recoveries	14 (2nd)	20 (Lavonte David)
Sacks	113.0 (4th)	133.5 (Von Miller)
TFL	132 (t-6th)	192 (Calais Campbell)

- Watt is the only player in NFL history with at least 113.0 sacks, 132 TFL, 237 QB hits, 35 forced fumbles, 24 strip sacks and 14 fumble recoveries.

NAME	SACKS	TFL	QBH	FF	FR	STRIP SACKS
T.J. Watt	113.0	132	237	35	14	24

- Watt has registered 61.5 sacks in the second half/OT since the start of the 2017 season, which are the most in the NFL.

MOST SACKS IN SECOND HALF/OVERTIME – SINCE 2017

RANK	PLAYER	SACKS
1.	T.J. Watt	61.5
2.	Myles Garrett	54.5
3.	Aaron Donald	51.0
4.	Trey Hendrickson	48.5
5.	Danielle Hunter	47.5

- Watt was one of three players in the NFL in 2024 to collect at least five QB hits, three TFL, 2.0 sacks and a forced fumble in the same game and only player to do it on the road.

- Watt has accomplished the feat three times in his career, while the rest of the NFL, combined, has accomplished it seven times.

MOST GAMES WITH 5+ QBH, 3+ TFL, 2.0+ SACKS, 1+ FF – SINCE 2017

RANK	PLAYER	GAMES
1.	T.J. Watt	3
2.	Aidan Hutchinson	2
3.	Five players tied with	1

- Watt registered a career-high 4.0 sacks vs. Cleveland in Week 17 of 2021.

MOST SACKS IN SINGLE-GAME – FRANCHISE HISTORY

RANK	PLAYER (DATE, OPP.)	SACKS
1.	Joe Greene (12/10/72 at Houston)	5.0
2.	Chad Brown (10/13/96 vs. Cincinnati)	4.5
	L.C. Greenwood (11/25/79 vs. Cleveland)	4.5
4.	T.J. Watt (01/03/22 vs. Cleveland)	4.0
	Joey Porter (10/14/01 at Tampa Bay)	4.0
	Jerrol Williams (12/22/91 vs. Cleveland)	4.0
	Edmund Nelson (09/16/84 vs. L.A. Rams)	4.0
8.	T.J. Watt (12/05/21 vs. Baltimore)	3.5
	James Harrison (11/05/07 vs. Baltimore)	3.5
	Keith Willis (10/23/83 at Seattle)	3.5

- Watt has recorded at least two QB hits, two TFL and 2.0 sacks in 18 different games since the start of the 2017 season, which is the most in the League.

MOST GAMES WITH 2+ QBH, 2+ TFL, 2.0+ SACKS – SINCE 2017

RANK	PLAYER	GAMES
1.	T.J. Watt	18
2.	Cameron Jordan	16
3.	Aaron Donald	15
	Danielle Hunter	15
	Myles Garrett	15

- His 18 games with at least two QB hits, two TFL and 2.0 sacks is tied for the sixth-most in the NFL since the start of the 2000 season.

MOST GAMES WITH 2+ QBH, 2+ TFL, 2.0+ SACKS – SINCE 2000

RANK	PLAYER	GAMES
1.	J.J. Watt	26
2.	Cameron Jordan	23
3.	Justin Houston	20
	Von Miller	20
5.	Jared Allen	19
6.	T.J. Watt	18
	Aaron Donald	18
	Chandler Jones	18
9.	Calais Campbell	17
	Danielle Hunter	17

- Watt became the fourth player since 1982 with at least 19.0 sacks in two of his first seven NFL seasons, joining DeMarcus Ware, his brother, J.J. Watt and Mark Gastineau.
- Watt is the first player in franchise history with at least 19.0 sacks in multiple seasons.
- His two seasons with at least 19.0 sacks are tied for the most in NFL history.

MOST 19.0+ SACK SEASONS – SINCE 1982

RANK	PLAYER	SEASONS
1.	T.J. Watt	2
	DeMarcus Ware	2
	J.J. Watt	2
	Mark Gastineau	2

- Watt had 19.0 sacks in 2023 and was the fourth player since 1982, when the individual sack became an official statistic, with at least 15.0 sacks in three of his first seven seasons, joining Pro Football Hall of Famer Reggie White (four seasons), DeMarcus Ware (three seasons) and brother J.J. Watt (three seasons).
- His three seasons with at least 15.0 sacks are tied for the third-most in NFL history.

MOST 15.0+ SACK SEASONS – SINCE 1982

RANK	PLAYER	SEASONS
1.	Reggie White	5
2.	J.J. Watt	4
3.	T.J. Watt	3
	Six other players tied with	3

- In 2023, Watt became the second player since 1982, when the individual sack became an official statistic, with at least 19.0 sacks, 19 TFL, 36 QB hits, four forced fumbles and three fumble recoveries.
- Watt is the first player to do it twice.

NAME	YEAR	SACKS	TFL	QBH	FF	FR
T.J. Watt	2023	19.0	19	36	4	3
T.J. Watt	2021	22.5	21	39	5	3
J.J. Watt	2014	20.5	29	50	4	5

- Watt led the NFL with 22.5 sacks, tied with Pro Football Hall of Famer Michael Strahan (22.5 sacks in 2001) for the most in a season since 1982, when the individual sack became an official statistic.
- Watt was the fifth player to reach 22.0 sacks in a single season since 1982, when the individual sack became an official NFL statistic.

NFL SINGLE-SEASON SACK LEADERS

RANK	PLAYER, YEAR	SACKS
1.	T.J. Watt, 2021	22.5
	Michael Strahan, 2001	22.5
3.	Jared Allen, 2011	22.0
	Mark Gastineau, 1984	22.0
	Justin Houston, 2014	22.0
6.	Reggie White, 1987	21.0
	Chris Doleman, 1989	21.0
8.	Aaron Donald, 2018	20.5
	Lawrence Taylor, 1986	20.5
	J.J. Watt, 2012	20.5
	J.J. Watt, 2014	20.5

- Watt was the 12th player (13th season) to reach 20.0 sacks in a single season since 1982, when the individual sack became an official NFL statistic.
- Watt is the only player in franchise history with 13.0+ sacks in multiple seasons (and he's done in five times).

STEELERS SINGLE-SEASON SACK LEADERS

RANK	PLAYER, YEAR	SACKS
1.	T.J. Watt, 2021	22.5
2.	T.J. Watt, 2023	19.0
3.	James Harrison, 2008	16.0
4.	T.J. Watt, 2020	15.0
	Mike Merriweather, 1984	15.0
6.	T.J. Watt, 2019	14.5
	Alex Highsmith, 2022	14.5
8.	Kevin Greene, 1994	14.0
	Keith Willis, 1983	14.0
10.	LaMarr Woodley, 2009	13.5
	Jason Gildon, 2000	13.5

- Watt has registered at least half a sack against 29 different teams, at least 1.0 sack against 28 teams and multiple sacks against 22 teams.
- He has recorded at least 3.0 sacks against 14 teams.
- Below is a look at his career regular-season sacks by opponent:

SACKS	TEAM	MOST RECENT
17.5	Cleveland Browns	vs. Cleveland, Oct. 12, 2025
17.0	Baltimore Ravens	vs. Baltimore, Nov. 17, 2024
14.5	Cincinnati Bengals	at Cincinnati, Oct. 16, 2025
6.5	Indianapolis Colts	vs. Indianapolis, Nov. 2, 2025
4.0	Atlanta Falcons	at Atlanta, Sept. 8, 2024
4.0	Green Bay Packers	vs. Green Bay, Nov. 12, 2023
3.5	Tennessee Titans	vs. Tennessee. Dec. 19, 2021
3.5	Jacksonville Jaguars	vs. Jacksonville, Oct. 29, 2023
3.0	Philadelphia Eagles	at Philadelphia, Dec. 15, 2024
3.0	Las Vegas Raiders	vs. Las Vegas, Sept. 19, 2021
3.0	San Francisco 49ers	vs. San Francisco, Sept. 10, 2023
3.0	Seattle Seahawks	vs. Seattle, Oct. 17, 2021
3.0	Chicago Bears	vs. Chicago, Nov. 8, 2021
3.0	New England Patriots	at New England, Sept. 21, 2025
2.5	Carolina Panthers	at Carolina, Dec. 18, 2020
2.5	Denver Broncos	vs. Denver, Sept. 20, 2020
2.5	Buffalo Bills	at Buffalo, Sept. 12, 2022
2.0	New York Giants	vs. N.Y. Giants, Oct. 28, 2024
2.0	Dallas Cowboys	vs. Dallas, Oct. 6, 2024
2.0	Miami Dolphins	vs. Miami, Oct. 28, 2019
2.0	L.A. Rams	vs. L.A. Rams, Nov. 10, 2019
1.5	L.A. Chargers	vs. L.A. Chargers, Sept. 22, 2014
1.0	Minnesota Vikings	vs. Minnesota, Sept. 28, 2025
1.0	Houston Texans	vs. Houston, Sept. 27, 2020
1.0	Washington Commanders	vs. Washington, Dec. 7, 2020
1.0	N.Y. Jets	at N.Y. Jets, Dec. 22, 2019
1.0	New Orleans Saints	at New Orleans, Dec. 23, 2018
1.0	Detroit Lions	vs. Detroit, Nov. 14, 2021
0.5	Arizona Cardinals	vs. Arizona, Dec. 3, 2023
0.0	Kansas City Chiefs	-
0.0	Tampa Bay Buccaneers	-

- Watt has sacked both QB Baker Mayfield and QB Lamar Jackson 8.5 times in his career, more than he's sacked any other quarterback. Watt has brought down 51 different passers in his career, including 33 more than once.

- Below is a look at his career regular-season sacks by quarterback:

SACKS	PLAYER	MOST RECENT
8.5	Baker Mayfield	vs. Cleveland, Jan. 3, 2022
8.5	Lamar Jackson	vs. Baltimore, Nov. 17, 2024
5.5	Joe Burrow	at Cincinnati, Dec. 1, 2024
4.0	Tyler Huntley	at Baltimore, Jan. 6, 2023
3.5	Jeff Driskel	vs. Denver, Sept. 20, 2020
3.0	Daniel Jones	vs. Indianapolis, Nov. 2, 2025
3.0	Brock Purdy	vs. San Francisco, Sept. 10, 2023
3.0	Jared Goff	vs. Detroit, Nov. 14, 2021
3.0	Justin Fields	vs. Chicago, Nov. 8, 2021
3.0	Philip Rivers	vs. Indianapolis, Dec. 27, 2020
3.0	Blake Bortles	at Jacksonville, Nov. 18, 2018
3.0	Matt Ryan	vs. Atlanta, Oct. 7, 2018
3.0	Tyrod Taylor	at Cleveland, Sept. 9, 2018
3.0	DeShone Kizer	vs. Cleveland, Dec. 31, 2017
2.5	Jake Browning	vs. Cincinnati, Dec. 23, 2023
2.5	Sam Darnold	at N.Y. Jets, Dec. 22, 2019
2.5	Josh Allen	at Buffalo, Sept. 12, 2022
2.5	Ryan Tannehill	vs. Tennessee, Dec. 19, 2021
2.5	Robert Griffin III	vs. Baltimore, Dec. 2, 2020
2.5	Andy Dalton	vs. Cincinnati, Sept. 30, 2019
2.5	Deshaun Watson	vs. Cleveland, Jan. 8, 2023
2.0	Carson Wentz	vs. Minnesota, Sept. 28, 2025
2.0	Drake Maye	at New England, Sept. 21, 2025
2.0	Jalen Hurts	at Philadelphia, Dec. 15, 2024
2.0	Gardner Minshew	at Indianapolis, Dec. 16, 2023
2.0	Jimmy Garropolo	at Las Vegas, Sept. 24, 2023
2.0	Geno Smith	vs. Seattle, Oct. 17, 2021
2.0	Aaron Rodgers	at Green Bay, Oct. 3, 2021
2.0	Ryan Finley	at Cincinnati, Dec. 21, 2020
2.0	Ryan Fitzpatrick	vs. Miami, Oct. 28, 2019
1.5	Dak Prescott	vs. Dallas, Oct. 6, 2024
1.5	Brian Hoyer	vs. Indianapolis, Nov. 3, 2019
1.5	Joe Flacco	at Cincinnati, Oct. 16, 2025
1.0	Taylor Heinicke	vs. L.A. Chargers, Sept. 22, 2024
1.0	Bo Nix	at Denver, Sept. 15, 2024
1.0	Kirk Cousins	at Atlanta, Sept. 8, 2024
1.0	Dorian Thompson-Robinson	at Cleveland, Nov. 19, 2023
1.0	Jordan Love	vs. Green Bay, Nov. 12, 2023
1.0	Will Levis	vs. Tennessee, Nov. 2, 2023
1.0	Anthony Brown	vs. Baltimore, Dec. 11, 2022
1.0	Derek Carr	vs. Las Vegas, Sept. 19, 2021
1.0	Alex Smith	vs. Washington, Dec. 7, 2020
1.0	Russell Wilson	vs. Seattle, Sept. 15, 2019
1.0	Drew Brees	at New Orleans, Dec. 23, 2018
1.0	Tom Brady	vs. New England, Dec. 16, 2018
1.0	Cam Newton	at Carolina, Nov. 8, 2018
1.0	Brett Hundley	vs. Green Bay, Nov. 26, 2017
0.5	Dillon Gabriel	vs. Cleveland, Oct. 12, 2025
0.5	Kylar Murray	vs. Arizona, Dec. 3, 2023
0.5	Trevor Lawrence	vs. Jacksonville, Oct. 29, 2023
0.5	Garrett Gilbert	at Dallas, Nov. 8, 2020

- Watt has recorded at least 1.0 sack in 71 career games, which is the sixth-most career games with at least 1.0 sack in a player's first nine NFL seasons since 1982, when the individual sack became an official statistic.

MOST 1.0+ SACK GAMES IN FIRST NINE NFL SEASONS – SINCE 1982

RANK	PLAYER	GAMES
1.	DeMarcus Ware	79
	Reggie White	79
3.	Von Miller	77
4.	Jared Allen	74
5.	Myles Garrett	72
6.	T.J. Watt	71
7.	Aaron Donald	70
	Bruce Smith	70
9.	Greg Townsend	69
10.	Chandler Jones	67
	Simeon Rice	67

- Watt has recorded at least 2.0 sacks in 26 career games, which is the sixth-most in a player's first nine NFL seasons since 1982, when the individual sack became an official statistic.

MOST 2.0+ SACK GAMES IN FIRST NINE NFL SEASONS – SINCE 1982

RANK	PLAYER	GAMES
1.	Reggie White	37
2.	Jared Allen	31
3.	Simeon Rice	30
4.	Lawrence Taylor	29
5.	Richard Dent	28
6.	T.J. Watt	26
7.	J.J. Watt	25
8.	Bruce Smith	24
	DeMarcus Ware	24
10.	Four players tied with	23

- Watt has recorded at least 3.0 sacks in six career games, which is tied for the 10th-most in a player's first nine NFL seasons since 1982, when the individual sack became an official statistic.

MOST 3.0+ SACK GAMES IN FIRST NINE NFL SEASONS – SINCE 1982

RANK	PLAYER	GAMES
1.	Lawrence Taylor	11
2.	Reggie White	10
3.	Derrick Thomas	9
4.	DeMarcus Ware	8
5.	Justin Houston	7
	Andre Tippett	7
	Dexter Manley	7
	Jacob Green	7
	Julius Peppers	7
10.	T.J. Watt	6
	14 other players tied with	6

- Watt has recorded at least 1.0 sack in 71 career games, which is the most by a Steeler since 1982, when the individual sack became an official statistic.

MOST 1.0+ SACK GAMES – FRANCHISE HISTORY

RANK	PLAYER	GAMES
1.	T.J. Watt	71
2.	Cameron Heyward	70
3.	Jason Gildon	58
4.	James Harrison	54
5.	Greg Lloyd	43
	Keith Willis	43

- Watt has recorded at least 2.0 sacks in 26 career games, which is the most by a Steeler since 1982, when the individual sack became an official statistic.

MOST 2.0+ SACK GAMES – FRANCHISE HISTORY

RANK	PLAYER	GAMES
1.	T.J. Watt	26
2.	James Harrison	17
3.	Jason Gildon	15
4.	Cameron Heyward	13
	LaMarr Woodley	13
	Joey Porter	13

- Watt has recorded at least 3.0 sacks in six career games, which is tied for the most by a Steeler since 1982, when the individual sack became an official statistic.

MOST 3.0+ SACK GAMES – FRANCHISE HISTORY

RANK	PLAYER	GAMES
1.	T.J. Watt	6
	James Harrison	6
3.	Joey Porter	5
4.	Mike Merriweather	3
	Chad Brown	3

- His 71 career games with at least 1.0 sacks is the seventh-most among active players since 1982, when the individual sack became an official statistic.

MOST 1.0+ SACK GAMES – ACTIVE PLAYERS

RANK	PLAYER	GAMES
1.	Von Miller	98
2.	Cameron Jordan	84
3.	Calais Campbell	81
4.	Khalil Mack	78
5.	Danielle Hunter	74
6.	Myles Garrett	72
7.	T.J. Watt	71
8.	Cameron Heyward	70
9.	Chris Jones	59
10.	Joey Bosa	58

- His 26 career games with at least 2.0 sacks is the most among active players since 1982, when the individual sack became an official statistic.

MOST 2.0+ SACK GAMES – ACTIVE PLAYERS

RANK	PLAYER	GAMES
1.	T.J. Watt	26
2.	Cameron Jordan	25
3.	Myles Garrett	23
4.	Von Miller	22
5.	Khalil Mack	21

- His six career games with at least 3.0 sacks is tied for the most among active players since 1982, when the individual sack became an official statistic.

MOST 3.0+ SACK GAMES – ACTIVE PLAYERS

RANK	PLAYER	GAMES
1.	T.J. Watt	6
	Cameron Jordan	6
	Myles Garrett	6
4.	Von Miller	5
	Danielle Hunter	5

- Watt has recorded at least 1.0 sack in 71 different games since the start of the 2017 season, which is the second-most in the League.

MOST 1.0+ SACK GAMES – SINCE 2017

RANK	PLAYER	GAMES
1.	Myles Garrett	72
2.	T.J. Watt	71
3.	Danielle Hunter	60
4.	Khalil Mack	58
5.	Chris Jones	57

- Watt has recorded at least 2.0 sacks in 26 different games since the start of the 2017 season, which is the most in the League.

MOST 2.0+ SACK GAMES – SINCE 2017

RANK	PLAYER	GAMES
1.	T.J. Watt	26
2.	Myles Garrett	23
3.	Cameron Jordan	18
4.	Aaron Donald	17
	Trey Hendrickson	17
	Danielle Hunter	17

- Watt has recorded at least 3.0 sacks in six different games since the start of the 2017 season, which is the most in the League.

MOST 3.0+ SACK GAMES – SINCE 2017

RANK	PLAYER	GAMES
1.	T.J. Watt	6
	Myles Garrett	6
3.	Danielle Hunter	5
	Aaron Donald	5
5.	Za'Darius Smith	4
	Cameron Jordan	4
	Chandler Jones	4

(S)WATT THE QUARTERBACK

- LB **T.J. Watt's** 237 QB hits are the second-most over a player's first nine seasons since 2000, when the QB hit became an official statistic.

MOST QB HITS IN FIRST NINE SEASONS – SINCE 2000

RANK	PLAYER	QB HITS
1.	J.J. Watt	264
2.	T.J. Watt	237
3.	Aaron Donald	236
4.	Von Miller	217
5.	Myles Garrett	215

- His 237 QB hits lead the NFL since entering the League in 2017.

NFL QB HIT LEADERS – SINCE 2017

RANK	PLAYER	QB HITS
1.	T.J. Watt	237
2.	Myles Garrett	215
3.	Chris Jones	193
4.	Aaron Donald	179
5.	Leonard Williams	172

- His 237 QB hits are the fourth-most by an active NFL player.

NFL QB HIT LEADERS – ACTIVE PLAYERS

RANK	PLAYER	QB HITS
1.	Calais Campbell	278
2.	Von Miller	264
3.	Cameron Jordan	238
4.	T.J. Watt	237
5.	Myles Garrett	215

WATT KNOWS THE TFL

- LB **T.J. Watt's** 132 TFL are the sixth-most over a player's first nine seasons since 1999, when the TFL became an official statistic.

MOST TFL IN FIRST NINE SEASONS – SINCE 1999

RANK	PLAYER	TFL
1.	Aaron Donald	160
2.	J.J. Watt	158
3.	Jared Allen	147
4.	DeMarcus Ware	145
5.	Von Miller	135
6.	T.J. Watt	132
7.	Myles Garrett	131
8.	Lavonte David	128
9.	Terrell Suggs	126
10.	Danielle Hunter	125

- His 132 TFL are the most in the NFL since entering the League in 2017.

NFL TFL LEADERS – SINCE 2017

RANK	PLAYER	TFL
1.	T.J. Watt	132
2.	Myles Garrett	131
3.	Aaron Donald	119
4.	Maxx Crosby	118
5.	Danielle Hunter	109

- His 132 TFL are tied for the sixth-most by an active NFL player.

NFL TFL LEADERS – ACTIVE PLAYERS

RANK	PLAYER	TFL
1.	Calais Campbell	194
2.	Von Miller	175
3.	Lavonte David	173
4.	Cameron Jordan	164
5.	Khalil Mack	145
6.	T.J. Watt	132
	Cameron Heyward	132
8.	Myles Garrett	131
9.	Danielle Hunter	128
10.	Brandon Graham	126

WATT STRIP DISTRICT

- LB **T.J. Watt's** 24 strip sacks are the most in the NFL since entering the League in 2017.

NFL STRIP SACK LEADERS – SINCE 2017

RANK	PLAYER	STRIP SACKS
1.	T.J. Watt	24
2.	Myles Garrett	20
3.	Khalil Mack	19
4.	Shaquille Barrett	17
	Chandler Jones	17

- His 24 strip sacks are the second-most by an active NFL player.

NFL STRIP SACK LEADERS – ACTIVE PLAYERS

RANK	PLAYER	STRIP SACKS
1.	Khalil Mack	25
2.	T.J. Watt	24
3.	Myles Garrett	20
4.	Von Miller	18
5.	Haason Reddick	16
	Joey Bosa	16
	Brandon Graham	16

- His 24 strip sacks are the most by a Steelers player since 2000.

STEELERS STRIP SACK LEADERS – SINCE 2000

RANK	PLAYER	STRIP SACKS
1.	T.J. Watt	24
2.	James Harrison	20
3.	Joey Porter	11
4.	LaMarr Woodley	9
	Jason Gildon	9

- His 49 combined interceptions (seven), forced fumbles (28) and fumble recoveries (14) are the most in the NFL since 2019.

NFL COMBINED (INT, FF, FR) LEADERS – SINCE 2019

RANK	PLAYER	INT.	FF	FR	TOT.
1.	T.J. Watt	7	28	14	49
2.	Marlon Humphrey	15	15	6	36
3.	Jessie Bates	22	10	3	35
4.	Justin Simmons	25	5	3	33
5.	Tyrann Mathieu	23	3	6	32
	Fred Warner	10	16	6	32

WATT WRESTLES AWAY THE FOOTBALL

- LB **T.J. Watt's** 35 defensive forced fumbles are the third-most over a player's first nine seasons since 1994, when the defensive forced fumble became an official statistic.

MOST FORCED FUMBLES IN FIRST NINE SEASONS – SINCE 1994

RANK	PLAYER	FF
1.	Dwight Freeney	41
2.	Robert Mathis	37
3.	T.J. Watt	35
4.	Julius Peppers	33
5.	DeMarcus Ware	32

- His 35 forced fumbles are the most in the NFL since entering the League in 2017.

NFL FORCED FUMBLE LEADERS – SINCE 2017

RANK	PLAYER	FF
1.	T.J. Watt	35
2.	Khalil Mack	25
3.	Myles Garrett	21
4.	Aaron Donald	20
	Chandler Jones	20
	Joey Bosa	20

- His 35 forced fumbles are the most by an active NFL player.

NFL FORCED FUMBLE LEADERS – ACTIVE PLAYERS

RANK	PLAYER	FF
1.	T.J. Watt	35
2.	Khalil Mack	33
3.	Lavonte David	31
4.	Von Miller	27
5.	Brandon Graham	23

- His 35 career forced fumbles are tied for the eighth-most in the NFL since 1994.

NFL FORCED FUMBLE LEADERS – SINCE 1994

RANK	PLAYER	GP	FF
1.	Julius Peppers	266	51
2.	Robert Mathis	192	50
3.	John Abraham	192	48
4.	Dwight Freeney	218	47
5.	Charles Tillman	168	43
6.	Jason Taylor	233	42
7.	Terrell Suggs	244	39
8.	T.J. Watt	129	35
	DeMarcus Ware	178	35
	Osi Umenyiora	161	35

- His 35 career forced fumbles are the most by a Steelers player since 1994.

STEELERS FORCED FUMBLE LEADERS – SINCE 1994

RANK	PLAYER	GP	FF
1.	T.J. Watt	129	35
2.	James Harrison	177	32
3.	Joey Porter	122	16
4.	Troy Polamalu	158	13
5.	Lawrence Timmons	158	12
	James Farrior	154	12

- His 14 fumble recoveries are the second-most by an active NFL player.

NFL FUMBLE RECOVERIES LEADERS – ACTIVE PLAYERS

RANK	PLAYER	FR
1.	Lavonte David	20
2.	T.J. Watt	14
3.	Calais Campbell	13
	Khalil Mack	13
5.	Bobby Wagner	12
	Cameron Jordan	12

- His 14 fumble recoveries are tied for the most in the NFL since the start of the 2017 season.

NFL FUMBLE RECOVERIES LEADERS – SINCE 2017

RANK	PLAYER	FR
1.	T.J. Watt	14
	Lavonte David	14
3.	Vonn Bell	11
	Matt Milano	11
5.	Six players tied with	10

LET MY CAMERON GO

- DT **Cameron Heyward** joined Joe Greene as the only interior defensive linemen in franchise history to be voted AP First Team All-Pro four times.
- Heyward's four AP First Team All-Pro selections is tied for the third-most among active NFL players.

MOST NFL ALL-PRO SELECTIONS – ACTIVE PLAYERS

RANK	PLAYER	FIRST-TEAM ALL-PRO
1.	Bobby Wagner	6
2.	Tyreek Hill	5
3.	Cameron Heyward	4
	T.J. Watt	4
	Six other players tied with	4

- His four AP First Team All-Pro selections is tied for the 10th-most among defensive tackles in NFL history.

MOST ALL-PRO SELECTIONS BY DT – NFL HISTORY

RANK	PLAYER	FIRST-TEAM ALL-PRO
1.	Aaron Donald	8
2.	Bob Lilly	7
	Gino Marchetti	7
	Randy White	7
5.	John Randle	6
	Leo Nomellini	6
7.	Alan Page	5
	Henry Jordan	5
	Merlin Olsen	5
10.	Cameron Heyward	4
	Joe Greene	4
	Buck Buchanan	4
	Art Donovan	4
	Warren Sapp	4
	Arnie Weinmeister	4

- In 2024, Heyward was the first defensive lineman with 10+ TFL and 10+ passes defensed in a season since Cameron Jordan (New Orleans) in 2017.

NFL DL WITH 10+ TFL, 10+ PD – SEASON – SINCE 2000

PLAYER, YEAR	PD	TFL
Cameron Heyward, 2024	11	12
Cameron Jordan, 2017	11	17
J.J. Watt, 2014	10	29
J.J. Watt, 2012	16	39
Calais Campbell, 2011	10	13

- The 2023 Walter Payton Man of the Year, an award that recognizes a player's off-the-field community service as well as his playing excellence, Heyward ranked in the top three among defensive tackles in tackles (3rd), sacks (3rd), passes defensed (1st), TFL (t-2nd) and QB hits (t-2nd) in 2024.
- Heyward was the only defensive tackle in the NFL that ranked among the top three in the League in the categories below:

2024 NFL DT LEADERS

CATEGORY	HEYWARD (RANK)	LEADER
Tackles	71 (3rd)	76 (Jeffrey Simmons)
Sacks	8.0 (3rd)	10.0 (Zach Sieler)
Passes Defensed	11 (1st)	--
TFL	12 (t-2nd)	13 (Zach Sieler)
QB Hits	20 (t-2nd)	23 (Osa Odighizuwa)

- His 11 passes defensed in 2024 were the most by a Pittsburgh defensive tackle since 1994.

MOST PASSES DEFENSED BY DT – SEASON – SINCE 1994

RANK	PLAYER, YEAR	PD
1.	Cameron Heyward, 2024	11
2.	Cameron Heyward, 2021	9
3.	Cameron Heyward, 2013	7
4.	Cameron Heyward, 2019	6
	Keeanu Benton, 2024	6

- His 11 passes defensed in 2024 were the most by a defensive tackle since 1994.

MOST PASSES DEFENSED BY DT – SEASON – SINCE 1994

RANK	PLAYER, YEAR	PD
1.	Cameron Heyward, 2024	11
2.	Calais Campbell, 2011	10
	Johnny Jolly, 2009	10
	Kevin Williams, 2010	10
5.	Cameron Heyward, 2021	9
	Shelby Harris, 2019	9
	Cortez Kennedy, 2000	9
	Corey Liuget, 2012	9

- Heyward has played in 219 regular-season games for the Steelers, which is the third-most in franchise history and most among defensive players.

MOST GAMES PLAYED – FRANCHISE HISTORY

RANK	PLAYER	GAMES
1.	Ben Roethlisberger (2004-21)	249
2.	Mike Webster (1974-88)	220
3.	Cameron Heyward (2011-25)	219
4.	Hines Ward (1998-2011)	217
5.	Donnie Shell (1974-87)	201

- Heyward was the 271st non-specialist in NFL history to play in at least 200 career NFL regular-season games.
- He was the 65th player in NFL history to play in at least 200 career NFL regular-season games with one franchise.
- Heyward was the third player from the 2011 NFL Draft class to play in at least 200 career NFL regular-season games (DL Cam Jordan and CB Patrick Peterson).

- Heyward has started 184 regular-season games for the Steelers, which is the fifth-most in franchise history and second-most among defensive players (Mel Blount, 189).

MOST GAMES PLAYED – FRANCHISE HISTORY

RANK	PLAYER	STARTS
1.	Ben Roethlisberger (2004-21)	247
2.	Mike Webster (1974-88)	194
3.	Hines Ward (1998-2011)	190
4.	Mel Blount (1970-83)	189
5.	Cameron Heyward (2011-25)	184
6.	Dermontti Dawson (1988-2000)	181
7.	Joe Greene (1969-81)	172
8.	Heath Miller (2005-15)	167
9.	Casey Hampton (2001-12)	164
10.	Donnie Shell (1974-87)	162

- Heyward has played in 219 regular-season games, which is tied for the fifth-most in NFL history among defensive tackles.

MOST GAMES PLAYED BY DT – NFL HISTORY

RANK	PLAYER	GAMES
1.	Calais Campbell (2008-25)	269
2.	Ted Washington (1991-2007)	236
3.	Keith Traylor (1991-2007)	229
4.	Justin Smith (2001-14)	221
5.	Cameron Heyward (2011-25)	219
	John Randle (1990-2003)	219
	Jeff Zgonina (1993-2009)	219
8.	Alan Page (1967-81)	218
9.	Dave Butz (1973-88)	216
10.	Domata Peko Sr. (2006-20)	214

- Heyward is the only defensive lineman in franchise history with 9.0+ sacks in at least five seasons.
- Heyward is the only defensive lineman in franchise history with 10.0+ sacks in at least three seasons.

MOST SINGLE-SEASON SACKS BY DL – FRANCHISE – SINCE 1982

RANK	PLAYER, YEAR	SACKS
1.	Keith Willis, 1983	14.0
2.	Cameron Heyward, 2017	12.0
	Keith Willis, 1986	12.0
4.	Stephon Tuitt, 2020	11.0
5.	Cameron Heyward, 2022	10.5
6.	Cameron Heyward, 2021	10.0
7.	Cameron Heyward, 2019	9.0
8.	Ray Seals, 1995	8.5
9.	Cameron Heyward, 2024	8.0
	Cameron Heyward, 2018	8.0
	Aaron Smith, 2004	8.0
	Kimo von Oelhoffen, 2003	8.0
	Aaron Smith, 2001	8.0

- Heyward was the lone defensive tackle in the NFL with 10.0+ sacks in both 2021 and 2022.
- His three seasons of 10.0+ sacks are tied for the fourth-most by a defensive tackle since 1982.

MOST 10.0+ SACK SEASONS BY DT – NFL – SINCE 1982

RANK	PLAYER	SEASONS
1.	John Randle	9
2.	Aaron Donald	6
3.	Warren Sapp	4
4.	Cameron Heyward	3
	Eight other players tied with	3

- His four seasons of 9.0+ sacks are tied for the sixth-most by a defensive tackle since 1982.

MOST 9.0+ SACK SEASONS BY DT – NFL – SINCE 1982

RANK	PLAYER	SEASONS
1.	John Randle	10
2.	Aaron Donald	7
3.	Geno Atkins	5
	Chris Jones	5
	Warren Sapp	5
6.	Cameron Heyward	4
	Three other players tied with	4

- His six seasons of 8.0+ sacks are tied for the fourth-most by a defensive tackle since 1982.

MOST 8.0+ SACK SEASONS BY DT – NFL – SINCE 1982

RANK	PLAYER	SEASONS
1.	John Randle	11
2.	Aaron Donald	9
3.	Steve McMichael	7
4.	Cameron Heyward	6
	Trevor Pryce	6

- His eight seasons of 7.0+ sacks are the fourth-most by a defensive tackle since 1982.

MOST 7.0+ SACK SEASONS BY DT – NFL – SINCE 1982

RANK	PLAYER	SEASONS
1.	John Randle	12
2.	Steve McMichael	9
	Aaron Donald	9
4.	Cameron Heyward	8
5.	Calais Campbell/Warren Sapp	7
	Henry Thomas/Trevor Pryce	7

- Herward finished with three tackles (two solo), one QB hit, one TFL and 0.5 sack in Week 7 at Cincinnati, bringing his sack total to 90.0 in his career (2011-25).
- His 90.0 career sacks are the eighth-most by a defensive tackle in NFL history.

MOST CAREER SACKS BY DT – NFL – SINCE 1982

RANK	PLAYER, YEARS	SACKS
1.	John Randle, 1990-2003	137.5
2.	Calais Campbell, 2008-25	115.5
3.	Aaron Donald, 2014-23	111.0
4.	Warren Sapp, 1995-2007	96.5
5.	Steve McMichael, 1980-94	95.0*
6.	Henry Thomas, 1987-2000	93.5
7.	Trevor Pryce, 1997-2010	92.0
8.	Cameron Heyward, 2011-25	90.0
9.	Justin Smith, 2001-14	87.0
10.	La'Roi Glover, 1996-2008	83.5

*indicates stat was not tracked during some included years

- His 90.0 career sacks are the most by a Steelers' defensive lineman in franchise history, second-most by an active NFL defensive tackle and second-most in franchise history.

MOST SACKS BY DL – FRANCHISE – SINCE 1982

RANK	PLAYER, YEARS	SACKS
1.	Cameron Heyward, 2011-25	90.0
2.	Keith Willis, 1982-91	59.0
3.	Aaron Smith, 1999-2011	44.0
4.	Stephon Tuitt, 2014-20	34.5
5.	Brett Keisel, 2002-14	30.0

MOST SACKS – FRANCHISE – SINCE 1982

RANK	PLAYER, YEARS	SACKS
1.	T.J. Watt, 2017-25	113.0
2.	Cameron Heyward, 2011-25	90.0
3.	James Harrison, 2002, 2004-12, 2014-17	80.5
4.	Jason Gildon, 1994-2003	77.0
5.	L.C. Greenwood, 1969-81	73.5
6.	Joe Greene, 1969-81	66.0
7.	Joey Porter, 1999-2006	60.0
8.	Keith Willis, 1982-91	59.0
9.	LaMarr Woodley, 2007-13	57.0
10.	Greg Lloyd, 1998-97	53.5

MOST SACKS BY DT – ACTIVE

RANK	PLAYER	SACKS
1.	Calais Campbell	115.5
2.	Cameron Heyward	90.0
3.	Chris Jones	82.5
4.	DeForest Buckner	71.5
5.	Javon Hargrave	48.5

- The Steelers are 15-0-1 when he has a multi-sack game and 12-0-1 when he has at least 2.0 sacks.
- Heyward has recorded at least 1.0 sack in 70 career games, which is the second-most by a Steeler since 1982, when the individual sack became an official statistic.

MOST 1.0+ SACK GAMES – FRANCHISE HISTORY

RANK	PLAYER	GAMES
1.	T.J. Watt	71
2.	Cameron Heyward	70
3.	Jason Gildon	58
4.	James Harrison	54
5.	Greg Lloyd	43
	Keith Willis	43

- His 70 career games with at least 1.0 sacks is the eighth-most among active players since 1982, when the individual sack became an official statistic.

MOST 1.0+ SACK GAMES – ACTIVE PLAYERS

RANK	PLAYER	GAMES
1.	Von Miller	98
2.	Cameron Jordan	84
3.	Calais Campbell	81
4.	Khalil Mack	78
5.	Danielle Hunter	74
6.	Myles Garrett	72
7.	T.J. Watt	71
8.	Cameron Heyward	70
9.	Chris Jones	59
10.	Joey Bosa	58

- Heyward has recorded at least 2.0 sacks in 13 career games, which is tied for the fourth-most by a Steeler since 1982, when the individual sack became an official statistic.

MOST 2.0+ SACK GAMES – FRANCHISE HISTORY

RANK	PLAYER	GAMES
1.	T.J. Watt	26
2.	James Harrison	17
3.	Jason Gildon	15
4.	Cameron Heyward	13
	LaMarr Woodley	13
	Joey Porter	13

- Heyward registered two passes defensed in the Week 9 victory over Indianapolis.
- He has registered 2+ passes defensed 11 times in his career, which is the third-most among defensive lineman since the start of the 2000 season.

MOST 2+ PASSES DEFENSED GAMES BY DL – SINCE 2000

RANK	PLAYER	GAMES
1.	J.J. Watt	14
2.	Jason Pierre-Paul	13
3.	Cameron Heyward	11
4.	Cameron Jordan	10
	Jared Allen	10
	Julius Peppers	10

- His 11 career games with at least two passes defensed is the most among defensive tackles since the start of the 2000 season.

MOST 2+ PASSES DEFENSED GAMES BY DT – SINCE 2000

RANK	PLAYER	GAMES
1.	Cameron Heyward	11
2.	John Henderson	9
	Calais Campbell	9
	Kevin Williams	9
5.	Shelby Harris	8

- His 63 passes defended are the second-most among active NFL defensive tackles.

MOST PASSES DEFENDED BY DT – ACTIVE

RANK	PLAYER	PD
1.	Calais Campbell	64
2.	Cameron Heyward	63
3.	Chris Jones	38
4.	Shelby Harris	37
5.	DeForest Buckner	28

- His 63 passes defended are the third-most by a NFL defensive tackle since 1994.

MOST PASSES DEFENDED BY DT – SINCE 1994

RANK	PLAYER	PD
1.	Kevin Williams	71
2.	Calais Campbell	64
3.	Cameron Heyward	63
4.	John Henderson	45
5.	Haloti Ngata	39
	Bryan Robinson	39

- His 132 TFL are the second-most by an active NFL defensive tackle.

MOST TFL BY DT – ACTIVE

RANK	PLAYER	TFL
1.	Calais Campbell	194
2.	Cameron Heyward	132
3.	DeForest Buckner	97
4.	Chris Jones	92
5.	Grady Jarrett	77

- His 132 TFL are tied for the sixth-most by an active NFL player.

NFL TFL LEADERS – ACTIVE PLAYERS

RANK	PLAYER	TFL
1.	Calais Campbell	194
2.	Lavonte David	175
3.	Von Miller	173
4.	Cameron Jordan	163
5.	Khalil Mack	145
6.	Cameron Heyward	132
	T.J. Watt	132
8.	Myles Garrett	131
9.	Danielle Hunter	129
10.	Brandon Graham	126

- His 132 TFL are the third-most by a NFL defensive tackle since 1994.

MOST TFL BY DT – SINCE 1994

RANK	PLAYER	TFL
1.	Calais Campbell	194
2.	Aaron Donald	176
3.	Cameron Heyward	132
4.	Ndamukong Suh	130
5.	Geno Atkins	99

- His 748 tackles are the third-most by a NFL defensive tackle since 1994.

MOST TACKLES BY DT – SINCE 1994

RANK	PLAYER	TACKLES
1.	Calais Campbell	929
2.	Justin Smith	884
3.	Cameron Heyward	748
4.	Linval Joseph	695
5.	Pat Williams	671

- His 748 tackles are the second-most by an active NFL defensive tackle.

MOST TACKLES BY DT – ACTIVE

RANK	PLAYER	TACKLES
1.	Calais Campbell	929
2.	Cameron Heyward	748
3.	DeForest Buckner	646
4.	Grady Jarrett	504
5.	Davon Godchaux	454

- His 199 QB hits are the sixth-most by an active NFL defensive lineman and 14th-most by a defensive lineman since 2000.

MOST QB HITS BY DEFENSIVE LINEMAN – ACTIVE

RANK	PLAYER	QB HITS
1.	Calais Campbell	278
2.	Cameron Jordan	238
3.	Myles Garrett	215
4.	Leonard Williams	212
5.	Chris Jones	203
6.	Cameron Heyward	199
7.	DeForest Buckner	188
8.	Joey Bosa	169
9.	Nick Bosa	168
10.	Danielle Hunter	166

MOST QB HITS BY DEFENSIVE LINEMAN – SINCE 2000

RANK	PLAYER	QB HITS
1.	J.J. Watt	316
2.	Calais Campbell	278
3.	Carlos Dunlap	265
4.	Aaron Donald	259
5.	Cameron Jordan	238
6.	Jared Allen	236
7.	Myles Garrett	215
8.	Ndamukong Suh	214
9.	Leonard Williams	212
10.	Chandler Jones	210
14.	Cameron Heyward	199

RAMSEY AS ADVERTISED

- CB **Jalen Ramsey** finished with six tackles (four solo), two QB hits, two TFL and 2.0 sacks in Week 6 vs. Cleveland, bringing his sack total to 2.0 on the season and 5.0 in his career (2016-25).
- He was the first defensive back in the League in 2025 with at least 2.0 sacks, two TFL and two QB hits in a single game.
- Ramsey was the first Steelers defensive back with at least 2.0 sacks, two TFL and two QB hits in a single game since Mike Hilton in Week 16 of 2017 at Houston.
- He registered four tackles (three solo), 1.0 sack, one QB hit and one TFL in the opening half alone.
- Ramsey recorded the first multi-sack game of his career.
- Ramsey has played 143 regular-season games (142 starts) in his 10-year NFL career (Jacksonville 2016-19; L.A. Rams 2019-22; Miami 2023-24; Pittsburgh 2025).
- He has registered 569 tackles (455 solo), 5.0 sacks, 25 interceptions, 113 passes defensed, 29 TFL, 12 QB hits, seven forced fumbles and two fumble recoveries and one interception return for a TD.
- Ramsey has started 10 postseason games – six with the Rams, three with Jacksonville and one with Miami. He won Super Bowl LVI with the L.A. Rams.
- A three-time team captain and seven-time Pro Bowl selection, Ramsey's 27 takeaways are tied for the seventh-most among active players and tied for the 10th-most since entering the League in 2016.

MOST TAKEAWAYS – ACTIVE PLAYERS

RANK	PLAYER	TAKEAWAYS
1.	Harrison Smith	46
2.	Kevin Byard	39
3.	Darius Slay	34
	Lavonte David	34
5.	Jordan Poyer	30
6.	Jessie Bates	28
7.	Jalen Ramsey	27
	Minkah Fitzpatrick	27
9.	Quandre Diggs	26
	Bobby Wagner	26

MOST TAKEAWAYS – SINCE 2016

RANK	PLAYER	TAKEAWAYS
1.	Kevin Byard	39
2.	Marcus Peters	35
	Justin Simmons	35
	Xavien Howard	35
5.	Tyrann Mathieu	34
6.	Harrison Smith	32
7.	Darius Slay	30
8.	J.C. Jackson	28
	Jessie Bates	28
10.	Jalen Ramsey	27
	Jordan Poyer	27
	Minkah Fitzpatrick	27

- Ramsey's 25 interceptions are tied for the fourth-most among active players and tied for the sixth-most in the NFL since he entered the League in 2016.

MOST INTERCEPTIONS – ACTIVE PLAYER

RANK	PLAYER	INT
1.	Harrison Smith	37
2.	Kevin Byard	33
3.	Darius Slay	28
4.	Jalen Ramsey	25
	Jessie Bates	25

MOST INTERCEPTIONS – SINCE 2016

RANK	PLAYER	INT
1.	Kevin Byard	33
2.	Justin Simmons	32
3.	Xavien Howard	29
4.	Tyrann Mathieu	28
5.	J.C. Jackson	26
6.	Jalen Ramsey	25
	Marcus Peters	25
	Harrison Smith	25
	Jessie Bates	25
10.	Darius Slay	24
	Quandre Diggs	24

- His 113 passes defensed are the second-most by an active player and the second-most since he entered the League in 2016.

MOST PASSES DEFENDED – ACTIVE PLAYER

RANK	PLAYER	PD
1.	Darius Slay	164
2.	Jalen Ramsey	113
3.	Denzel Ward	100
4.	Harrison Smith	99
5.	Marshon Lattimore	98

MOST PASSES DEFENDED – SINCE 2016

RANK	PLAYER	PD
1.	Darius Slay	129
2.	Jalen Ramsey	113
3.	James Bradberry	112
4.	Denzel Ward	100
5.	Stephon Gilmore	99

- Ramsey, who was named to the NFL Network's Top 100 list for the seventh time, started all 17 regular-season games for the Dolphins in 2024. He registered 60 tackles (39 solo), 1.0 sack, two interceptions and 11 passes defensed.
- Ramsey provided the most significant play on defense in the Week 1 victory at N.Y. Jets (34-32). He registered his second pass defensed of the game came on a fourth-down pass attempt to Garrett Wilson.
- He finished with six tackles (four solo), two passes defensed and one interception in Week 2 vs. Seattle.

QUEEN REIGNS SUPREME

- LB **Patrick Queen** registered 11 tackles (eight solo), one QB hit, three TFL and 1.0 sack in Week 4 vs. Minnesota, bringing his sack total to 15.5 in his career (2020-25). He registered his second double-digit tackle game of the season and 14th of his career (2020-25).
- Queen's three TFL vs. Minnesota were the most since he had three in Week 5 of 2023 vs. Cleveland (when played for Baltimore).
- Queen recorded 10+ tackles in back-to-back games (Week 3 at New England and Week 4 vs. Minnesota) for the first time since Weeks 14 and 15 of 2024.
- He finished with 10 tackles (six solo), two passes defensed and one tackle for loss in Week 3 at New England.
- Queen recorded a team-high 129 tackles (65 solo), seven passes defensed, six TFL, five QB hits, two forced fumbles and one fumble recovery in 2024.
- He was the only NFL defender to record 125+ tackles, 6+ TFL and 7+ passes defensed in 2024.

PLAYERS WITH 125+ TACKLES, 7+ PD, 6+ TFL – 2024

PLAYER	TACKLES	PD	TFL
Patrick Queen	129	7	6

- Queen's 129 tackles were the fifth-most in a season by a Steeler since 1994.

MOST SINGLE-SEASON TACKLES – FRANCHISE – SINCE 1994

RANK	PLAYER, YEAR	TACKLES
1.	James Farrior, 2003	137
2.	James Farrior, 2008	133
3.	Lawrence Timmons, 2010	132
	Lawrence Timmons, 2014	132
5.	Patrick Queen, 2024	129
6.	Earl Holmes, 2000	128
7.	James Farrior, 2006	126
	Levon Kirkland, 1997	126
	Lawrence Timmons, 2013	126
10.	Minkah Fitzpatrick, 2021	124

- Queen registered five tackles, one pass defensed and one forced fumble in the Week 9 victory over Indianapolis.
- He has recorded eight forced fumbles, seven fumble recoveries and 11 takeaways in his career (2020-25).
- In 2023, Queen earned Pro Bowl and Associated Press second-team All-Pro honors for the first time in his career.
- He was also named Associated Press Defensive Rookie of the Year in 2020.
- Queen is one of just four NFL defenders to post at 4+ interceptions, 8+ forced fumbles and 7+ fumble recoveries since 2020 when he entered the league.

PLAYERS WITH 4+ INT, 8+ FF, 7+ FR – SINCE 2020

PLAYER	INT.	FF	FR
Patrick Queen	4	8	7
T.J. Watt	5	20	10
Foye Oluokon	8	10	7
Antoine Winfield Jr.	7	12	9

BIG PLAY SLAY

- CB **Darius Slay** has played in 185 regular-season games (175 starts) over his 13-year career with Detroit (2013-19), Philadelphia (2020-24) and Pittsburgh (2025). He has registered 646 tackles (538 solo), 164 passes defensed, 28 interceptions, 17 TFL, six fumble recoveries, three interceptions returned for TD, two forced fumbles, one QB hit and 1.0 sack.
- Slay started 14 regular-season games in 2024 and registered 49 tackles (39 solo), one forced fumble, one fumble recovery and led the Eagles with 13 passes defensed. He helped the top-ranked pass defense, contributed to their No. 1 total defense and helped Philadelphia to a Super Bowl LIX victory over Kansas City.
- Slay is a six-time Pro Bowl honoree (2018, 2019, 2020, 2022, 2023, 2024) and First Team All-Pro by the Associated Press in 2017. He was voted a team captain for the first time in his career in 2022, when he helped the Eagles defense make a Super Bowl LVII appearance.
- Slay led the NFL with a career-high eight interceptions (tied) and 26 passes defensed in 2017.
- Slay's 34 takeaways are tied for the third-most by an active player and eighth-most since entering the League in 2013.

MOST TAKEAWAYS – ACTIVE PLAYERS

RANK	PLAYER	TAKEAWAYS
1.	Harrison Smith	46
2.	Kevin Byard	39
3.	Darius Slay	34
	Lavonte David	34
5.	Jordan Poyer	30
6.	Jessie Bates	28
7.	Jalen Ramsey	27
	Minkah Fitzpatrick	27
9.	Quandre Diggs	26
	Bobby Wagner	26

MOST TAKEAWAYS – SINCE 2013

RANK	PLAYER	TAKEAWAYS
1.	Tyrann Mathieu	43
	Marcus Peters	43
3.	Harrison Smith	42
4.	Kevin Byard	39
5.	Tashaun Gipson	35
	Justin Simmons	35
	Xavien Howard	35
8.	Darius Slay	34
9.	Stephon Gilmore	33
	Lavonte David	33

- Slay's 28 interceptions are the third-most among active players and ninth-most in the NFL since he entered the League in 2016.

MOST INTERCEPTIONS – ACTIVE PLAYER

RANK	PLAYER	INT
1.	Harrison Smith	37
2.	Kevin Byard	33
3.	Darius Slay	28
4.	Jalen Ramsey	25
	Jessie Bates	25

MOST INTERCEPTIONS – SINCE 2013

RANK	PLAYER	INT
1.	Tyrann Mathieu	36
2.	Harrison Smith	34
3.	Marcus Peters	33
	Kevin Byard	33
5.	Tashaun Gipson	32
	Justin Simmons	32
7.	Stephon Gilmore	31
8.	Xavien Howard	29
9.	Darius Slay	28
10.	Patrick Peterson	27

- His 164 passes defensed are the most by an active player and the most since he entered the League in 2013.

MOST PASSES DEFENDED – ACTIVE PLAYER

RANK	PLAYER	PD
1.	Darius Slay	164
2.	Jalen Ramsey	113
3.	Denzel Ward	100
4.	Harrison Smith	99
5.	Marshon Lattimore	98

MOST PASSES DEFENDED – SINCE 2013

RANK	PLAYER	PD
1.	Darius Slay	164
2.	Stephon Gilmore	133
3.	Jalen Ramsey	113
4.	James Bradberry	112
5.	Janoris Jenkins	111

HERBIG HUNTS QUARTERBACKS

- LB **Nick Herbig** finished with two tackles (two solo), four QB hits, two TFL, one pass defensed and 2.0 sacks (career high) in Week 6 vs. Cleveland, bringing his sack total to 4.5 this season and 13.0 in his career (2023-25).
- Herbig registered 4.0 sacks for Saint Louis H.S. in the 2018 Hawaii state title game against Dillon Gabriel and Mililani H.S.

BENTON, HERBIG BADGER THE VIKINGS

- In the Week 4 victory over Minnesota, both third-year DT **Keeanu Benton** and third-year LB **Nick Herbig** registered their first career games with multiple sacks.
- Benton finished with four tackles (one solo), three QB hits, one tackle for loss and 1.5 sacks.
- Herbig recorded five tackles (three solo), three QB hits, one tackle for loss and 1.5 sacks.
- Benton and Herbig are the first Steelers tandem (excluding either **T.J. Watt** and DT **Cameron Heyward**) to register multiple sacks in the same game since DE Stephon Tuitt (2.0) and LB Arthur Moats (2.0) each had a multi-sack game in Week 11 of 2016 at Cleveland.

PAYTON'S PLACE

- LB **Payton Wilson** registered a career-high 13 tackles (nine solo), two passes defensed and one interception in the Week 9 victory over Indianapolis.
- He intercepted a pass from Indianapolis Colts QB Daniel Jones at the Steelers' 31-yard line and returned it 17 yards to the Colts 14-yard line. Pittsburgh scored a TD to grab a 14-7 lead just two plays later (4:22 left in the second quarter).
- Wilson also recorded another pass defensed that led to the Jack Sawyer interception.
- He registered his first interception of the season and second of his career (2024-25).

STEELERS TAKE THE SHOE TO THE COLTS

- Pittsburgh's defense held Indianapolis to only 55 rushing yards (19 carries) and 2.9 yards/rush. The Colts entered Week 9 averaging 134.38 rush yards/game, 5.0 yards/rush and 18 rushing TDs.
- Pittsburgh limited Jonathan Taylor to a season-low 45 rush yards (14 carries).
- The Steelers held Indianapolis scoreless, only six first downs, 90 total yards and 3.3 yards/play in the second and third quarters.
- Indianapolis entered Week 9 with the NFL's top scoring offense (33.8 points/game) and total offense (385.3 yards/game). The Colts also led the League in points/drive (3.5) and yards/play (6.5).

INDIANAPOLIS COLTS

CATEGORY	WEEKS 1-8	VS. STEELERS
PPG	33.8	20.0
Points/Drive	3.5	1.8
Total YPG	385.3	368.0
Yards/Play	6.5	5.0
Rush Yards/Game	134.4	55
Turnovers	4	6

- Indianapolis remains the only team in the NFL to score 20+ points in each of their first nine games, but they reached the 20 point mark with 0:09 remaining in regulation.
- The Colts had scored 30+ points in six of their first eight games (most in the NFL). Indianapolis had scored 30+ points in four consecutive games (first time since Weeks 6-9 of 2021) entering Week 9.
- Pittsburgh registered 5.0 sacks and forced six Colts' turnovers in Week 9. Indianapolis was the first team in the Super Bowl Era to allow fewer than 10 sacks and have fewer than five turnovers in the first eight games of a season (nine sacks allowed and four turnovers).
- The Colts had more turnovers (six) in Week 9 than they did in Weeks 1-8 combined (four). Indianapolis registered its most turnovers in a single game since Week 10 of 2007 at San Diego (six).
- The Colts are the first team since at least 1950 to have two more turnovers in a game than they had in the entire season entering that game (in Week 8 or later).
- Indianapolis' QB Daniel Jones entered Week 9 in the top five in completion percentage (71.2), passing yards (2,062) and passer rating (109.5). He completed 31-of-50 passes (62 percent) for 342 yards, one TD, three interceptions and a 63.9 rating vs. Pittsburgh.
- Jones had more giveaways (five; three interceptions and two fumbles lost) in Week 9 as he did in Weeks 1-8 combined (three). The five giveaways are the most in a single game in Jones' career.
- Jones recorded his first game with three or more interceptions since Week 6 of 2021 vs. L.A. Rams (with N.Y. Giants).

DANIEL JONES

CATEGORY	WEEKS 1-8	VS. STEELERS
QB W-L	7-1	L, 20-27
Pass TD	13	1
Giveaways	3	5
Passer Rating	109.5	63.9
Sacks Taken/Game	1.1	5

CULTURE OF CHAOS

- The Steelers' defense held the Browns to only 6-of-17 (35.3%) on third down, 248 total yards, 65 yards rushing (3.8 avg.) and 183 yards passing (4.25 yards/attempt and 7.6 yards/completion) in Week 6.
- Pittsburgh's defense held Cleveland to only 65 rushing yards (17 carries) and 3.8 yards/rush. The Steelers have now allowed 135 rushing yards (37 carries) and 3.6 yards/rush in the last two games (Week 4 vs. Minnesota and Week 6 vs. Cleveland).
- The Steelers registered 6.0+ sacks in back-to-back games for the first time since a three-game span that closed the 2017 season (Weeks 16 and 17) and opened the 2018 season (Week 1).
- Pittsburgh has recorded 6.0+ sacks in back-to-back games on four separate occasions since sacks became an official statistic in 1982.
- The Steelers registered 16 QB hits and 24 pressures (Next Gen Stats) in Week 6, both of which were season highs in a game this season.
- The 16 QB hits were the most in the League in 2025 and most since Dallas in Week 1 of 2024 at Cleveland.

MOST QB HITS – 2025

RANK	TEAM VS. OPP. (WEEK)	QBH
1.	Pittsburgh vs. Cleveland (Week 6)	16
2.	Indianapolis at L.A. Chargers (Week 7)	15
3.	Denver vs. Tennessee (Week 1)	14
	Denver at L.A. Chargers (Week 2)	14
	Buffalo vs. Kansas City (Week 9)	14
6.	Pittsburgh vs. Minnesota (Week 4)	13
	Seattle at Jacksonville (Week 6)	13
	Dallas at N.Y. Jets (Week 5)	13
9.	Indianapolis vs. Arizona (Week 6)	12
	N.Y. Giants vs. L.A. Chargers (Week 4)	12

- The 16 QB hits were the most by the Steelers since Week 2 of 2020 vs. Denver and second-most since QB hits became an official statistic in 2000.

MOST QB HITS BY STEELERS – SINCE 2000

RANK	VS. OPP. (WEEK, YEAR)	QBH
1.	vs. Denver (Week 2, 2020)	18
2.	vs. Cleveland (Week 6, 2025)	16
3.	at Cleveland (Week 11, 2016)	14
4.	vs. Minnesota (Week 4, 2025)	13
	at Tampa Bay (Week 3, 2018)	13
	vs. Atlanta (Week 5, 2018)	13

- Six different Pittsburgh players had multiple QB hits (**Nick Herbig** 4, **T.J. Watt** 3, **Alex Highsmith** 2, **Derrick Harmon** 2, **Jack Sawyer** 2 and **Jalen Ramsey** 2), which is tied for the most such players in a single game for the Steelers since QB hits were first tracked in 2006 (tied for second-most such players by any team in a single game since 2006).
- In 2025, Pittsburgh's defense ranks among the league's best — second in QB hits (66), tied for third in sacks (27.0), first in forced fumbles (10), tied for second in fumble recoveries (six) and tied for 12th in TFL (43).

2025 NFL LEADERS

CATEGORY	STEELERS (RANK)	LEADER
QB Hits	66 (2nd)	79 (Denver)
Sacks	27.0 (t-3rd)	40.0 (Denver)
Forced Fumbles	10 (1st)	--
Fumble Recoveries	6 (t-2nd)	7 (San Francisco)
TFL	43 (t-12th)	57 (Cleveland)

SPLASH OVERWHELMS THE VIKINGS

- The Steelers recorded season highs in TFL (10), sacks (6.0), QB hits (14) and passes defensed (eight) in the Week 4 victory vs. Minnesota. Pittsburgh also forced two fumbles and picked off two passes.
- The Steelers' 6.0 sacks were the most since they registered 6.0 in Week 2 of 2023 vs. Cleveland.
- Pittsburgh's 10 TFL were the most since they recorded 10 in Week 17 of 2021 vs. Cleveland.
- Pittsburgh's eight passes defensed were the most since they recorded eight in Week 17 of 2021 vs. Cleveland.

STEELERS TAKEAWAYS

- The Steelers forced six Indianapolis turnovers in Week 9. The six takeaways are the most forced by a team in the NFL this season. Pittsburgh has not forced six or more takeaways since Week 2 of 2010 at Tennessee (seven). The six takeaways are tied for the third-most forced by the Steelers since the 1970 AFL-NFL merger.
- Pittsburgh has now registered five or more takeaways in two different games this season (also Week 3 at New England). The rest of the NFL has two combined games with five or more takeaways in 2025.
- Pittsburgh registered five takeaways, including four forced fumbles in Week 3 at New England. The Steelers' five takeaways are tied for the second-most in the League this season.
- The Steelers are the first team to force five New England turnovers at Gillette Stadium since Week 13 of 2008, when Pittsburgh forced five in a 33-10 victory over the Patriots.

NFL MOST TAKEAWAYS – GAME – 2025

RANK	TEAM VS. OPP.	TAKEAWAYS
1.	Pittsburgh vs. Indianapolis, Week 9	6
2.	Pittsburgh at New England, Week 3	5
	New Orleans vs. N.Y. Giants, Week 5	5
	Minnesota vs. Cincinnati, Week 3	5
5.	Nine different teams tied with	4

STEELERS MOST TAKEAWAYS – GAME – SINCE 1970

RANK	VS. OPP.	TAKEAWAYS
1.	at Kansas City, Week 5 of 1974	7
	at Tennessee, Week 2 of 2010	7
3.	vs. Indianapolis, Week 9 of 2025	6
	vs. Cleveland, Week 7 of 1983	6
	at Cleveland, Week 12 of 1981	6

- Pittsburgh has now registered five or more takeaways in two different games this season (also Week 3 at New England). The rest of the NFL has two combined games with five or more takeaways in 2025.
- Pittsburgh has registered 99 takeaways since the start of the 2022 season (when **Teryl Austin** became defensive coordinator), which is the most in the NFL.

NFL MOST TAKEAWAYS – SINCE 2022

RANK	TEAM	TAKEAWAYS
1.	Pittsburgh Steelers	99
2.	Buffalo Bills	98
3.	Chicago Bears	94
4.	Houston Texans	92
5.	Minnesota Vikings	89

- The Steelers have forced multiple turnovers in 31 games since the start of the 2022 season (when **Teryl Austin** became defensive coordinator), which is the most in the NFL.

NFL MOST GAMES WITH MULTIPLE TAKEAWAYS – SINCE 2022

RANK	TEAM	GAMES
1.	Pittsburgh Steelers	31
2.	Buffalo Bills	30
3.	Houston Texans	29
4.	San Francisco 49ers	28
	Chicago Bears	28

- Pittsburgh has forced 3+ turnovers in 16 games since the start of the 2022 season (when **Teryl Austin** became defensive coordinator), which is tied for the most in the NFL.

MOST GAMES WITH THREE TAKEAWAYS – SINCE 2022

RANK	TEAM	GAMES
1.	Pittsburgh Steelers	16
	Chicago Bears	16
3.	Jacksonville Jaguars	14
4.	Buffalo Bills	13
5.	Dallas Cowboys	12

- Pittsburgh has forced 4+ turnovers in four games since the start of the 2022 season (when **Teryl Austin** became defensive coordinator), which is tied for the fourth-most in the NFL.

MOST GAMES WITH FOUR TAKEAWAYS – SINCE 2022

RANK	TEAM	GAMES
1.	Chicago Bears	7
2.	Buffalo Bills	5
	Dallas Cowboys	5
4.	Pittsburgh Steelers	4
	Six other teams tied with	4

- Pittsburgh has forced 5+ turnovers in three games since the start of the 2022 season (when **Teryl Austin** became defensive coordinator), which is tied for the most in the NFL.

MOST GAMES WITH FIVE TAKEAWAYS – SINCE 2022

RANK	TEAM	GAMES
1.	Pittsburgh Steelers	3
	Philadelphia Eagles	3
3.	Dallas Cowboys	2
	New Orleans Saints	2

- Pittsburgh turned three turnovers into TDs and another into a field goal in Week 9 vs. Indianapolis. The 24 points off turnovers are the most for the Steelers in 2025 and the second-most by any team in the League this season.

NFL MOST POINTS OFF TURNOVERS – GAME – 2025

RANK	TEAM VS. OPP.	PTS OFF TO
1.	Minnesota vs. Cincinnati, Week 3	31
2.	Pittsburgh vs. Indianapolis, Week 9	24
3.	Cleveland vs. Miami, Week 7	21
4.	Four different teams tied with	17

- The 24 points off turnovers are the most by the Steelers since Week 9 of 2007 vs. Baltimore (28) and tied for the second-most since 2000.

STEELERS MOST POINTS OFF TURNOVERS – GAME – SINCE 2000

RANK	VS. OPP.	PTS OFF TO
1.	vs. Baltimore, Week 9 of 2007	28
2.	vs. Indianapolis, Week 9 of 2025	24
	vs. New England, Week 8 of 2004	24
4.	at Cincinnati, Week 13 of 2000	21
5.	at New England, Week 13 of 2008	20
	at Cincinnati, Week 6 of 2002	20

- Pittsburgh has recorded 63 points off turnovers in 2025, which is the most in the NFL.

NFL MOST POINTS OFF TURNOVERS – 2025

RANK	TEAM	PTS OFF TO
1.	Pittsburgh Steelers	63
2.	Chicago Bears	53
3.	Indianapolis Colts	52
4.	Jacksonville Jaguars	51
5.	Minnesota Vikings	48

- The Steelers have registered 230 points off turnovers since the start of the 2023 season, which is the second-most in the NFL.

NFL MOST POINTS OFF TURNOVERS – SINCE 2023

RANK	TEAM	PTS OFF TO
1.	Buffalo Bills	256
2.	Pittsburgh Steelers	230
3.	Minnesota Vikings	214
4.	Chicago Bears	206
5.	Baltimore Ravens	198

- Pittsburgh has allowed 92 points off turnovers since the start of the 2023 season, which is the fewest in the NFL.

NFL FEWEST POINTS ALLOWED OFF TURNOVERS – SINCE 2023

RANK	TEAM	PTS OFF TO ALLOWED
1.	Pittsburgh Steelers	92
2.	Tampa Bay Buccaneers	93
3.	L.A. Rams	95
4.	Baltimore Ravens	96
5.	Houston Texans	98

- Pittsburgh has recorded a +138 points off turnover margin since the start of the 2023 season, which is the second-best in the NFL.

NFL LARGEST POINTS OFF TURNOVER MARGIN – SINCE 2024

RANK	TEAM	PTS OFF TO MARGIN
1.	Buffalo Bills	+139
2.	Pittsburgh Steelers	+138
3.	Baltimore Ravens	+102
4.	Houston Texans	+92
5.	Tampa Bay Buccaneers	+87

STEELERS FORCE THE ISSUE

- The Steelers forced three fumbles in Week 9 vs. Indianapolis, which was the most since they forced four at New England in Week 3.
- Pittsburgh forced four fumbles in Week 3 at New England, which was the most since they also forced four against Cleveland in Week 2 of 2023.
- The four fumbles lost by New England in Week 3 were the most by the Patriots since Week 8 of 1992, when Cleveland (coached by Bill Belichick) upended New England, 19-17.
- Pittsburgh's four fumble recoveries in Week 3 vs. New England were the most in the NFL this season and most in the League since Cleveland registered five fumble recoveries in Week 12 of 2012 (vs. Pittsburgh).
- The Steelers have registered 55 defensive forced fumbles since the start of the 2022 season (when **Teryl Austin** became defensive coordinator), which is tied for the most in the NFL.

NFL MOST DEFENSIVE FF – SINCE 2022

RANK	TEAM	FF
1.	Pittsburgh Steelers	55
	Dallas Cowboys	55
3.	Tampa Bay Buccaneers	51
	N.Y. Giants	51
5.	Philadelphia Eagles	50
	Indianapolis Colts	50
	Minnesota Vikings	50

- Pittsburgh has registered 102 defensive forced fumbles since the start of the 2019 season, which is the most in the NFL.

NFL MOST DEFENSIVE FF – SINCE 2019

RANK	TEAM	FF
1.	Pittsburgh Steelers	102
2.	Tampa Bay Buccaneers	101
3.	San Francisco 49ers	96
4.	Dallas Cowboys	94
5.	Indianapolis Colts	91
	Baltimore Ravens	91

- The Steelers' defense has forced multiple fumbles in 16 games since the start of the 2022 season (when **Teryl Austin** became defensive coordinator), which is the most in the NFL.

NFL MOST GAMES WITH MULTIPLE DEFENSIVE FF – SINCE 2022

RANK	TEAM	GAMES
1.	Pittsburgh Steelers	16
2.	Tampa Bay Buccaneers	15
3.	Dallas Cowboys	14
4.	Denver Broncos	13
5.	Philadelphia Eagles	12

- Pittsburgh's defense has forced at least three fumbles in six games since the start of the 2022 season (when **Teryl Austin** became defensive coordinator), which is tied for the most in the NFL.

NFL MOST GAMES WITH THREE DEFENSIVE FF – SINCE 2022

RANK	TEAM	GAMES
1.	Pittsburgh Steelers	6
	Philadelphia Eagles	6
3.	N.Y. Giants	5
4.	Three teams tied with	4

TAKEAWAY ZONE

- Pittsburgh recorded a pair of redzone takeaways in the Week 3 victory at New England. The Steelers got an interception from CB **Brandin Echols** in their own endzone and DT **Cameron Heyward** forced a fumble at the goaline that LB **Peyton Wilson** recovered in the end zone.
- The Steelers have registered a pair of redzone takeaways in 2025, which is tied for the fifth-most in the NFL.

MOST REDZONE TAKEAWAYS – 2025

RANK	TEAM	TAKEAWAYS
1.	Indianapolis Colts	4
2.	Philadelphia Eagles	3
	Cincinnati Bengals	3
	Chicago Bears	3
5.	Pittsburgh Steelers	2
	Six other teams tied with	2

- Pittsburgh has recorded 16 redzone takeaways since the start of the 2023 season, which is the most in the NFL.

MOST REDZONE TAKEAWAYS – SINCE 2023

RANK	TEAM	TAKEAWAYS
1.	Pittsburgh Steelers	16
2.	Cincinnati Bengals	12
3.	Indianapolis Colts	11
	Philadelphia Eagles	11
5.	Arizona Cardinals	10
	Baltimore Ravens	10

- The Steelers have registered 11 redzone interceptions since the start of the 2023 season, which is the most in the NFL.

MOST REDZONE INTERCEPTIONS – SINCE 2023

RANK	TEAM	INT
1.	Pittsburgh Steelers	11
2.	Cincinnati Bengals	9
3.	Indianapolis Colts	7
	Baltimore Ravens	7
5.	Arizona Cardinals	6
	Denver Broncos	6

MAKE A COMPLETE STOP IN THE RED ZONE

- Since the start of the 2019 season, Pittsburgh has allowed 52.1 percent red zone efficiency, which is the third-lowest in the NFL.

LOWEST OPPONENT RED ZONE EFFICIENCY – SINCE 2019

RANK	TEAM	RZ EFF. %
1.	Denver Broncos	48.0
2.	Baltimore Ravens	51.8
3.	Pittsburgh Steelers	52.1
4.	L.A. Rams	52.5
5.	Tampa Bay Buccaneers	54.3

NO FLY ZONE

- Since the start of the 2022 season (when **Teryl Austin** became defensive coordinator), Pittsburgh has averaged an interception 3.0% per pass attempted, which is the third-best in the NFL over that span.

BEST INTERCEPTION PCT. – SINCE 2022

RANK	TEAM	INT/ATT
1.	Chicago Bears	3.3
2.	Houston Texans	3.1
3.	Pittsburgh Steelers	3.0
4.	Buffalo Bills	2.9
5.	Dallas Cowboys	2.7
	Cincinnati Bengals	2.7
	San Francisco 49ers	2.7

- Pittsburgh has recorded 61 interceptions since the start of the 2022 season (when **Teryl Austin** became defensive coordinator), which is the most in the NFL.

NFL MOST INTERCEPTIONS – SINCE 2022

RANK	TEAM	INT
1.	Pittsburgh Steelers	61
2.	Chicago Bears	60
3.	Houston Texans	58
4.	Buffalo Bills	55
5.	San Francisco 49ers	54

- Pittsburgh has recorded 112 interceptions since the start of the 2019 season, which is the most in the NFL.

NFL MOST INTERCEPTIONS – SINCE 2019

RANK	TEAM	INT
1.	Pittsburgh Steelers	112
2.	New England Patriots	109
3.	Buffalo Bills	103
4.	Minnesota Vikings	101
5.	Indianapolis Colts	100

STEELERS GROUND THE PASSING GAME

- Pittsburgh has limited 45 opponents at or below a 60.0 completion percentage since the start of the 2019 season, which is the third-most in the NFL.

MOST GAMES 60.0 OR LESS OPPONENT COMPLETION PCT. – SINCE 2019

RANK	TEAM	GAMES
1.	Cleveland Browns	52
2.	New Orleans Saints	48
3.	Pittsburgh Steelers	45
4.	Philadelphia Eagles	42
5.	New England Patriots	41

- Pittsburgh has held 94 opponents under 300 passing yards since the start of the 2019 season, which is tied for the ninth-most in the NFL.

MOST GAMES 300 OR LESS PASSING YARDS ALLOWED – SINCE 2019

RANK	TEAM	GAMES
1.	Cleveland Browns	100
2.	New Orleans Saints	99
3.	San Francisco 49ers	97
	Green Bay Packers	97
	L.A. Chargers	97
6.	New England Patriots	96
7.	L.A. Rams	95
	N.Y. Jets	95
9.	Pittsburgh Steelers	94
	Carolina Panthers	94

- Pittsburgh has allowed 300+ passing yards in a game just 14 times since the start of the 2019 season, which is tied for the sixth-fewest in the NFL.

FEWEST 300-YARD+ PASSING YARDS ALLOWED – SINCE 2019

RANK	TEAM	GAMES
1.	Cleveland Browns	8
2.	New Orleans Saints	10
3.	Green Bay Packers	11
4.	San Francisco 49ers	12
	L.A. Chargers	12
6.	L.A. Rams	13
	N.Y. Jets	13
	New England Patriots	13
9.	Pittsburgh Steelers	14
10.	Buffalo Bills/Carolina Panthers	15

NO FIRST DOWN FOR YOU

- Since the start of the 2022 season (when **Teryl Austin** became defensive coordinator), Pittsburgh has allowed 19.3 first downs/game, which is tied for the ninth-fewest in the NFL.

FEWEST FIRST DOWNS/GAME – SINCE 2022

RANK	TEAM	1ST/GAME
1.	Cleveland Browns	17.2
2.	San Francisco 49ers	18.4
3.	Kansas City Chiefs	18.6
4.	L.A. Chargers	18.7
5.	N.Y. Jets	18.8
	New England Patriots	18.8
7.	Baltimore Ravens	19.2
	Miami Dolphins	19.2
9.	Pittsburgh Steelers	19.3
	Tampa Bay Buccaneers	19.3

KEEPING THE POINTS DOWN

- Since the start of the 2022 season (when **Teryl Austin** became defensive coordinator), Pittsburgh has allowed 20.5 points/game, which is the fifth-fewest allowed in the NFL.

FEWEST POINTS/GAME ALLOWED – SINCE 2022

RANK	TEAM	PTS/GAME
1.	Kansas City Chiefs	19.1
2.	Buffalo Bills	19.5
3.	Baltimore Ravens	19.9
4.	San Francisco 49ers	20.0
5.	Pittsburgh Steelers	20.5

- The Steelers have limited 37 opponents to 21 points or less since the start of the 2022 season (when **Teryl Austin** became defensive coordinator), which is the second-most in the NFL.

MOST GAMES 21 POINTS OR LESS ALLOWED – SINCE 2022

RANK	TEAM	GAMES
1.	Kansas City Chiefs	40
2.	Pittsburgh Steelers	37
3.	San Francisco 49ers	36
	Buffalo Bills	36
5.	Philadelphia Eagles	35

- Since the start of the 2017 season, the Steelers have limited 83 opponents to 21 points or less, which is tied for the second-most in the NFL over that span.

MOST GAMES 21 POINTS OR LESS ALLOWED – SINCE 2017

RANK	TEAM	GAMES
1.	Buffalo Bills	87
2.	Pittsburgh Steelers	83
	Baltimore Ravens	83
4.	Kansas City Chiefs	81
5.	New England Patriots	78

LIVING IN THE BACKFIELD

- Since the start of the 2017 season, Pittsburgh has registered 740 TFL, which is the second-most in the NFL.

MOST TFL – SINCE 2017

RANK	TEAM	TFL
1.	Buffalo Bills	745
2.	Pittsburgh Steelers	740
3.	Cleveland Browns	737
4.	Arizona Cardinals	728
5.	Tampa Bay Buccaneers	720

- Since the start of the 2017 season, Pittsburgh has registered 6+ TFL in 63 games, which is the most in the NFL.

MOST GAMES WITH 6+ TFL – SINCE 2017

RANK	TEAM	GAMES
1.	Pittsburgh Steelers	63
2.	Tampa Bay Buccaneers	61
3.	Houston Texans	60
4.	Arizona Cardinals	56
5.	Buffalo Bills	55

- Since the start of the 2017 season, Pittsburgh has registered 10+ TFL in eight games, which is the third-most in the NFL.

MOST GAMES WITH 10+ TFL – SINCE 2017

RANK	TEAM	GAMES
1.	Cleveland Browns	11
2.	N.Y. Jets	9
3.	Pittsburgh Steelers	8
4.	Buffalo Bills	7
	Minnesota Vikings	7

STACKING UP SACKS

- The Steelers have registered a sack in 143 of their last 151 games, dating back to Nov. 6, 2016 at Baltimore (LB **T.J. Watt** did not play in four of those games).
- Pittsburgh has recorded a sack in 273 of **Mike Tomlin's** 300 career games.
- The Steelers have registered at least 1.0 sack in 132 games since the start of the 2017 season, which is the most in the NFL.

MOST GAMES WITH 1.0 SACK – SINCE 2017

RANK	TEAM	GAMES
1.	Pittsburgh Steelers	132
2.	New Orleans Saints	130
3.	Tampa Bay Buccaneers	129
	Philadelphia Eagles	129
	Green Bay Packers	129

- The Steelers have registered at least 2.0 sacks in 112 games since the start of the 2017 season, which is the most in the NFL.

MOST GAMES WITH 2.0 SACKS – SINCE 2017

RANK	TEAM	GAMES
1.	Pittsburgh Steelers	112
2.	L.A. Rams	107
3.	Washington Commanders	101
	Denver Broncos	101
5.	New Orleans Saints	100
	Baltimore Ravens	100
	Minnesota Vikings	100

- The Steelers have registered at least 3.0 sacks in 75 games since the start of the 2017 season, which is the most in the NFL.

MOST GAMES WITH 3.0 SACKS – SINCE 2017

RANK	TEAM	GAMES
1.	Pittsburgh Steelers	75
2.	L.A. Rams	73
3.	Baltimore Ravens	70
4.	New Orleans Saints	69
5.	Kansas City Chiefs	68
	Minnesota Vikings	68

- Pittsburgh has recorded at least 4.0 sacks in 53 games since the start of the 2017, which is the most in the NFL.

MOST GAMES WITH 4.0 SACKS – SINCE 2017

RANK	TEAM	GAMES
1.	Pittsburgh Steelers	53
2.	Denver Broncos	42
3.	Tampa Bay Buccaneers	40
4.	L.A. Rams	39
	Philadelphia Eagles	39

- The Steelers have registered 5.0+ sacks in 28 games since the start of the 2017 season, which is the most in the NFL.

MOST GAMES WITH 5.0 SACKS – SINCE 2017

RANK	TEAM	GAMES
1.	Pittsburgh Steelers	28
2.	Kansas City Chiefs	23
	Denver Broncos	23
	Dallas Cowboys	23
5.	Two teams tied with	22

- The Steelers have registered 6.0+ sacks in 15 games since the start of the 2017 season, which is the most in the NFL.

MOST GAMES WITH 6.0 SACKS – SINCE 2017

RANK	TEAM	GAMES
1.	Pittsburgh Steelers	15
2.	Denver Broncos	13
3.	L.A. Rams	12
	Seattle Seahawks	12
	Philadelphia Eagles	12

- The Steelers have registered 7.0+ sacks in nine games since the start of the 2017 season, which is the most in the NFL.

MOST GAMES WITH 7.0 SACKS – SINCE 2017

RANK	TEAM	GAMES
1.	Pittsburgh Steelers	9
2.	New Orleans Saints	6
	L.A. Rams	6
	Washington Commanders	6
	Philadelphia Eagles	6
	Buffalo Bills	6

- Pittsburgh has registered 8.0+ sacks in two games since the start of the 2017 season, which is tied for the fourth-most in the NFL.

MOST GAMES WITH 8.0 SACKS – SINCE 2017

RANK	TEAM	GAMES
1.	Philadelphia Eagles	4
	Jacksonville Jaguars	4
3.	New Orleans Saints	3
4.	Pittsburgh Steelers	2
	Six other teams tied with	2

- Pittsburgh has recorded 6.0+ team sacks 64 times since sacks became an official statistic in 1982. In those 64 games, the Steelers have a 53-10-1 (.836) record and has outscored its opponents 1,588-856.
- The Steelers have won 18 of their last 19 games, including each of the last 11, when recording 6.0+ sacks.
- Pittsburgh has not lost a game when recording 6.0+ sacks since Dec. 23, 2012 vs. Cincinnati (L, 10-13).
- The Steelers registered 6.0 or more sacks in back-to-back games for the first time since a three-game span that closed the 2017 season (Weeks 16 and 17) and opened the 2018 season (Week 1).

- Pittsburgh has recorded 6.0 or more sacks in back-to-back games on four separate occasions since sacks became an official statistic in 1982.

RECORD WHEN RECORDING 6.0+ SACKS

DATE	OPPONENT	SACKS	RESULT
10/12/2025	vs. Cleveland Browns	6.0	W, 23-9
09/28/2025	vs. Minnesota Vikings	6.0	W, 24-21
09/18/2023	vs. Cleveland Browns	6.0	W, 26-22
01/08/2023	vs. Cleveland Browns	7.0	W, 28-14
09/11/2022	at Cincinnati Bengals	7.0	W, 23-20
01/03/2022	vs. Cleveland Browns	9.0	W, 26-14
12/05/2021	vs. Baltimore Ravens	7.0	W, 20-19
09/20/2020	vs. Denver Broncos	7.0	W, 26-21
09/30/2019	vs. Cincinnati Bengals	8.0	W, 27-3
11/18/2018	at Jacksonville Jaguars	6.0	W, 20-16
10/07/2018	vs. Atlanta Falcons	6.0	W, 41-17
09/09/2018	at Cleveland Browns	7.0	T, 21-21
12/31/2017	vs. Cleveland Browns	6.0	W, 28-24
12/25/2017	at Houston Texans	7.0	W, 34-6
09/10/2017	at Cleveland Browns	7.0	W, 21-18
11/20/2016	at Cleveland Browns	8.0	W, 24-9
01/03/2016	at Cleveland Browns	7.0	W, 28-12
11/15/2015	vs. Cleveland Browns	6.0	W, 30-9
12/21/2014	vs. Kansas City Chiefs	6.0	W, 20-12
12/23/2012	vs. Cincinnati Bengals	6.0	L, 10-13
11/21/2010	vs. Oakland Raiders	6.0	W, 35-3
10/17/2010	vs. Cleveland Browns	6.0	W, 28-10
10/11/2009	at Detroit Lions	7.0	W, 28-20
11/03/2008	at Washington Redskins	7.0	W, 23-6
10/19/2008	at Cincinnati Bengals	7.0	W, 38-10
11/05/2007	vs. Baltimore Ravens	6.0	W, 38-7
09/09/2007	at Cleveland Browns	6.0	W, 34-7
10/29/2006	at Oakland Raiders	6.0	L, 13-20
09/24/2006	vs. Cincinnati Bengals	6.0	L, 20-28
12/24/2005	at Cleveland Browns	8.0	W, 41-0
09/18/2005	at Houston Texans	8.0	W, 27-7
12/23/2002	at Tampa Bay Buccaneers	6.0	W, 17-7
12/15/2002	vs. Carolina Panthers	6.0	W, 30-14
12/23/2001	vs. Detroit Lions	6.0	W, 47-14
11/11/2001	at Cleveland Browns	7.0	W, 15-12
10/21/2001	at Tampa Bay Buccaneers	10.0	W, 17-10
12/24/2000	at San Diego Chargers	6.0	W, 34-21
10/01/2000	at Jacksonville Jaguars	7.0	W, 24-13
11/14/1999	vs. Cleveland Browns	6.0	L, 15-16
10/25/1999	vs. Atlanta Falcons	7.0	W, 13-9
10/18/1998	vs. Baltimore Ravens	7.0	W, 16-6
11/30/1997	at Arizona Cardinals	10.0	W, 26-20
09/28/1997	vs. Houston Oilers	7.0	W, 37-24
11/17/1996	vs. Jacksonville Jaguars	6.0	W, 28-3
11/03/1996	vs. St. Louis Rams	6.0	W, 42-6
10/13/1996	vs. Cincinnati Bengals	10.0	W, 20-10
12/03/1995	vs. Houston Oilers	6.0	W, 21-7
10/29/1995	vs. Jacksonville Jaguars	7.0	W, 24-7
11/14/1994	vs. Buffalo Bills	7.0	W, 23-10
11/06/1994	at Houston Oilers	6.0	W, 12-9
10/03/1994	vs. Houston Oilers	6.0	W, 30-14
11/29/1992	at Cincinnati Bengals	10.0	W, 21-9
09/09/1990	at Cleveland Browns	7.0	L, 3-13
09/28/1986	at Houston Oilers	6.0	W, 22-16
10/20/1985	vs. St. Louis Cardinals	6.0	W, 23-10
09/16/1985	at Cleveland Browns	6.0	L, 7-17
11/19/1984	at New Orleans Saints	6.0	L, 24-27
10/21/1984	at Indianapolis Colts	6.0	L, 16-17
10/01/1984	vs. Cincinnati Bengals	6.0	W, 38-17
10/10/1983	at Cincinnati Bengals	9.0	W, 24-14
09/18/1983	at Houston Oilers	6.0	W, 40-28
09/04/1983	vs. Denver Broncos	7.0	L, 10-14
12/19/1982	at Cleveland Browns	6.0	L, 9-10
12/05/1982	vs. Kansas City Chiefs	8.0	W, 35-14

BLITZBURGH

- The Steelers have recorded 50+ sacks in five of the last eight seasons. In 2021, Pittsburgh became the first team in the NFL to record 50+ sacks in five consecutive seasons since Washington, Chicago and Dallas (1983-87).
- The Steelers have eclipsed the 50-sack plateau 11 times since sacks became an official statistic in 1982.

NFL MOST 50-SACK SEASONS – SINCE 1982

RANK	TEAM	SEASONS
1.	Pittsburgh Steelers	11
	Philadelphia Eagles	11
3.	L.A. Rams	10
4.	New Orleans Saints	9
5.	Kansas City Chiefs	8
	Dallas Cowboys	8

- Pittsburgh has led the League in sacks in five of the previous seven seasons, including five straight seasons (2017-21). The Steelers were the first team in NFL history to lead the NFL in sacks in five straight seasons.
- Since the start of the 2017 season, Pittsburgh is averaging a sack 9.1% of the time, which is best in the NFL.

BEST SACK PCT./OPPONENT PASS ATTEMPTS – SINCE 2017

RANK	TEAM	SK/ATT
1.	Pittsburgh Steelers	9.1
2.	L.A. Rams	8.0
3.	Washington Commanders	7.9
	Denver Broncos	7.9
5.	New Orleans Saints	7.7
	Dallas Cowboys	7.7

- Pittsburgh has registered 56 strip sacks since the start of the 2017 season, which is tied for the most in the NFL.

MOST STRIP SACKS – SINCE 2017

RANK	TEAM	STRIP SACKS
1.	Pittsburgh Steelers	56
	Arizona Cardinals	56
	Tampa Bay Buccaneers	56
4.	Kansas City Chiefs	55
5.	Baltimore Ravens	54
	Dallas Cowboys	54

PITTSBURGH 311

- The Steelers have held 61 opponents to 311 total yards or less since the start of the 2017 season, which is tied for the fifth-most in the NFL.

MOST GAMES OF 311 YARDS ALLOWED OR LESS – SINCE 2017

RANK	TEAM	GAMES
1.	San Francisco 49ers	71
2.	Buffalo Bills	70
3.	Baltimore Ravens	67
	Philadelphia Eagles	67
5.	Pittsburgh Steelers	61
	Denver Broncos	61

STEELERS DEFENSE NO STRANGER TO ENDZONE

- Pittsburgh recorded multiple defensive TDs in Week 2 of 2023 vs. Cleveland, which was the first time since Week 14 of 2010 (vs. Cincinnati) when LaMarr Woodley (14 yards) and Troy Polamalu (45 yards) had interception returns for TD.
- The Steelers have had multiple defensive TDs in a game three times since 2000.

STEELERS GAME WITH MULTIPLE DEFENSIVE SCORES – SINCE 2000

DATE	DEFENSIVE SCORE	OPP.	RESULT
09/18/2023	T.J. Watt 16-yard FR	vs. CLE	W, 26-22
09/18/2023	Alex Highsmith 30-yard INT	vs. CLE	W, 26-22
12/12/2010	LaMarr Woodley 14-yard INT	vs. CIN	W, 23-7
12/12/2010	Troy Polamalu 45-yard INT	vs. CIN	W, 23-7
10/25/2009	LaMarr Woodley 77-yard FR	vs. MIN	W, 27-17
10/25/2009	Keyaron Fox 82-yard INT	vs. MIN	W, 27-17

- Here is a look at Pittsburgh's most recent defensive scores. The Steelers are 59-5 (.922) when producing a defensive score. Pittsburgh is 50-4 (.926) when scoring a defensive TD and 9-1 (.900) when recording a safety.

STEELERS DEFENSIVE SCORES – SINCE 2000

DATE	DEFENSIVE SCORE	OPP.	RESULT
12/01/2024	Payton Wilson 21-yard FR	at CIN	W, 44-38
09/18/2023	T.J. Watt 16-yard FR	vs. CLE	W, 26-22
09/18/2023	Alex Highsmith 30-yard INT	vs. CLE	W, 26-22
09/11/2022	Minkah Fitzpatrick 31-yard INT	at CIN	W, 23-20 (ot)
12/02/2020	Joe Haden 14-yard INT	vs. BLT	W, 19-14
11/01/2020	Robert Spillane 33-yard INT	at BLT	W, 28-24
10/18/2020	Minkah Fitzpatrick 33-yard INT	vs. CLE	W, 38-7
09/20/2020	Derek Watt safety (Sam Martin)	vs. DEN	W, 26-21
11/10/2019	Minkah Fitzpatrick 43-yard FR	vs. LAR	W, 17-12
11/03/2019	Minkah Fitzpatrick 96-yard INT	vs. IND	W, 26-24
10/13/2019	Devin Bush 9-yard FR	at LAC	W, 24-17
11/08/2018	Vince Williams 17-yard INT	vs. CAR	W, 52-21
10/28/2018	Team safety	vs. CLE	W, 33-18
10/07/2018	L.J. Fort 0-yard FR	vs. ATL	W, 41-17
09/24/2018	Bud Dupree 10-yard INT	at TB	W, 30-27
09/16/2018	Artie Burns safety (Kareem Hunt)	vs. KC	L, 42-37
10/15/2017	Team safety	at KC	W, 19-13
12/04/2016	Team safety	vs. NYG	W, 24-14
11/20/2016	Javon Hargrave 0-yard FR	at CLE	W, 24-9
12/13/2015	William Gay 23-yard INT	at CIN	W, 33-20
10/12/2015	Valentino Blake 70-yard INT	at SD	W, 24-20
12/14/2014	William Gay 52-yard INT	at ATL	W, 27-20
11/17/2014	William Gay 28-yard INT	at TEN	W, 27-24
10/26/2014	Team safety	vs. IND	W, 51-34
10/26/2014	William Gay 33-yard INT	vs. IND	W, 51-34
10/05/2014	Brice McCain 22-yard INT	at JAX	W, 17-9
09/21/2014	Robert Golden 0-yard FR	at CAR	W, 37-19
12/22/2013	Cortez Allen 40-yard INT	at GB	W, 38-31
12/08/2013	Troy Polamalu 19-yard INT	vs. MIA	L, 34-28
11/24/2013	William Gay 21-yard INT	at CLE	W, 27-11
11/25/2012	Lawrence Timmons 53-yard INT	at CLE	L, 20-14
10/23/2011	Team safety	at ATL	W, 32-20
09/25/2011	Troy Polamalu 16-yard FR	at IND	W, 23-20
12/12/2010	LaMarr Woodley 14-yard INT	vs. CIN	W, 23-7
12/12/2010	Troy Polamalu 45-yard INT	vs. CIN	W, 23-7
09/26/2010	Brett Keisel 79-yard INT	at TB	W, 38-13
11/09/2009	Robert Ayers Jr. 54-yard FR	at DEN	W, 28-10
10/25/2009	LaMarr Woodley 77-yard FR	vs. MIN	W, 27-17
10/25/2009	Keyaron Fox 82-yard INT	vs. MIN	W, 27-17
12/28/2008	Tyrone Carter 32-yard INT	vs. CLE	W, 31-0
12/07/2008	Deshea Townsend 25-yard INT	vs. DAL	W, 20-13
11/16/2008	James Harrison safety (Philip Rivers)	vs. SD	W, 11-10
09/29/2008	LaMarr Woodley 7-yard FR	vs. BLT	W, 23-20 (ot)
12/20/2007	Ike Taylor 51-yard INT	at STL	W, 41-24
09/23/2007	Bryant McFadden 50-yard INT	vs. SF	W, 37-16
10/15/2006	Rian Wallace 30-yard INT	vs. KC	W, 45-7
09/07/2006	Joey Porter 42-yard INT	vs. MIA	W, 28-17
12/18/2005	Larry Foote safety (Michael Bennett)	at MIN	W, 18-3
11/06/2005	Troy Polamalu 77-yard FR	at GB	W, 20-10
01/02/2005	James Harrison 18-yard FR	at BUF	W, 29-24
11/21/2004	James Farrior 14-yard INT	at CIN	W, 19-14
11/14/2004	Russell Stuvaints 24-yard FR	at CLE	W, 24-10
10/31/2004	Deshea Townsend 39-yard INT	vs. NE	W, 34-20
10/03/2004	Troy Polamalu 26-yard INT	vs. CIN	W, 28-17
12/21/2003	Deshea Townsend 25-yard INT	vs. SD	W, 40-24
09/14/2003	Chad Scott 26-yard INT	at KC	L, 41-20
12/23/2002	Chad Scott 30-yard INT	at TB	W, 17-7
01/06/2002	Troy Edwards 32-yard FR	vs. CLE	W, 28-7
12/23/2001	Jason Gildon 27-yard FR	vs. DET	W, 47-14
11/25/2001	Chad Scott 45-yard INT	at TEN	W, 34-24
10/14/2001	Chad Scott 61-yard INT	at KC	W, 20-17
09/30/2001	Dewayne Washington 63-yard FR	at BUF	W, 20-3
11/26/2000	Jason Gildon 22-yard FR	at CIN	W, 48-28
11/12/2000	Joey Porter 32-yard FR	vs. PHI	L, 26-23 (ot)
10/15/2000	Joey Porter safety (Scott Mitchell)	vs. CIN	W, 15-0

RODGERS SHINES ON SUNDAY NIGHT FOOTBALL

- QB **Aaron Rodgers** has started 37 games since NBC Sunday Night Football debuted in 2006. He owns a 21-16 (.568) career record on Sunday Night.
- Rodgers has completed 814-of-1,228 passes (66.3 percent) for 9,612 yards, 83 TD passes, 17 interceptions and a 106.7 rating.
- His 37 regular-season Sunday Night Football games as a starting quarterback are the most in NFL history.

MOST SNF STARTS BY QB – NFL HISTORY

RANK	PLAYER	WINS
1.	Aaron Rodgers	37
2.	Tom Brady	34
3.	Eli Manning	31
4.	Ben Roethlisberger	30
5.	Tony Romo	26

- His 21 regular-season Sunday Night Football victories as a starting quarterback are tied for the most in NFL history.

MOST SNF WINS AS STARTING QB – NFL HISTORY

RANK	PLAYER	WINS
1.	Aaron Rodgers	21
	Tom Brady	21
3.	Peyton Manning	19
4.	Ben Roethlisberger	18
5.	Tony Romo	16

- In Sunday Night Football games, Rodgers stands first in TD passes (83), second in completions (814), second in pass attempts (1,228), second in passing yards (9,612) and third in completion pct. (66.3).

MOST SNF REGULAR-SEASON PASSING TDS – NFL HISTORY

RANK	PLAYER	PASS TDS
1.	Aaron Rodgers	83
2.	Tom Brady	62
3.	Ben Roethlisberger	60
4.	Peyton Manning	55
5.	Tony Romo	51

MOST SNF REGULAR-SEASON COMPLETIONS – NFL HISTORY

RANK	PLAYER	COMPLETIONS
1.	Tom Brady	863
2.	Aaron Rodgers	814
3.	Ben Roethlisberger	732
4.	Eli Manning	652
5.	Peyton Manning	593

MOST SNF REGULAR-SEASON PASS ATTEMPTS – NFL HISTORY

RANK	PLAYER	ATT.
1.	Tom Brady	1,343
2.	Aaron Rodgers	1,228
3.	Ben Roethlisberger	1,128
4.	Eli Manning	1,082
5.	Peyton Manning	891

MOST SNF REGULAR-SEASON PASS YARDS – NFL HISTORY

RANK	PLAYER	PASS YDS
1.	Tom Brady	10,012
2.	Aaron Rodgers	9,612
3.	Ben Roethlisberger	8,568
4.	Eli Manning	7,654
5.	Tony Romo	6,937

BEST SNF REGULAR-SEASON COMP. PCT. – NFL HISTORY (MIN. 10 GS)

RANK	PLAYER	PCT.
1.	Drew Brees	74.4
2.	Peyton Manning	66.6
3.	Matthew Stafford	66.4
4.	Aaron Rodgers	66.3
5.	Philip Rivers	65.8

- He has registered the second-lowest career interception percentage (1.4%), second-best TD-to-INT ratio (4.9) and second-best TD percentage (6.8) in Sunday Night Football games in NFL history (min. 10 games started).

LOWEST SNF CAREER INT PCT. – NFL HISTORY (MIN. 10 GS)

RANK	PLAYER	INT PCT.
1.	Drew Brees	0.9
2.	Aaron Rodgers	1.4
3.	Tom Brady	1.7
4.	Patrick Mahomes	1.8
5.	Joe Flacco	1.9

HIGHEST SNF CAREER TD/INT RATIO – NFL HISTORY (MIN. 10 GS)

RANK	PLAYER	TD/INT
1.	Drew Brees	9.2
2.	Aaron Rodgers	4.9
3.	Patrick Mahomes	3.1
4.	Tom Brady	2.7
	Russell Wilson	2.7

HIGHEST SNF CAREER TD/INT RATIO – NFL HISTORY (MIN. 10 GS)

RANK	PLAYER	TD/INT
1.	Drew Brees	8.1
2.	Aaron Rodgers	6.8
3.	Peyton Manning	6.2
4.	Tony Romo	5.9
	Russell Wilson	5.9

- Rodgers also ranks second in passer rating (106.7) on Sunday Night Football.

HIGHEST SNF PASSER RATING – NFL HISTORY (MIN. 10 GS)

RANK	PLAYER	RTG.
1.	Drew Brees	120.8
2.	Aaron Rodgers	106.7
3.	Peyton Manning	100.3
4.	Tony Romo	98.4
5.	Russell Wilson	97.9

- Rodgers also leads the League in 25+ yard completions (79) and 50+ yard completions (18).

RODGERS JOINS THE NEIGHBORHOOD

- **Aaron Rodgers** has thrown 17 TD passes, which is tied for the third-most in the NFL in 2025.

MOST PASSING TDS – 2025

RANK	PLAYER	PASS TDS
1.	Matthew Stafford	21
2.	Justin Herbert	18
3.	Aaron Rodgers	17
	Five other quarterbacks tied with	17

- His 17 TD passes are tied for the third-most by a Steelers quarterback through a season's first eight games in franchise history.

MOST PASSING TDS THRU EIGHT GAMES – FRANCHISE HISTORY

RANK	PLAYER (YEAR)	PASS TDS
1.	Ben Roethlisberger (2007)	21
2.	Ben Roethlisberger (2020)	18
3.	Aaron Rodgers (2025)	17
	Ben Roethlisberger (2016)	17
5.	Ben Roethlisberger (2018)	16
	Ben Roethlisberger (2014)	16
	Ben Roethlisberger (2012)	16

- Rodgers (2011, 2014, 2020, 2021) is the second player in League history -- alongside Peyton Manning (five) -- to win the award four or more times.
- He is also one of only five players to win consecutive MVP honors, joining Pro Football Hall of Famers' Jim Brown (1957-58), Joe Montana (1989-90), Brett Favre (1995-97) and Peyton Manning (2003-04, 2008-09).
- Over the course of his career, Rodgers has placed in the top five in MVP voting seven times and has been a finalist for Offensive Player of the Year on six occasions.
- Rodgers is widely regarded as one of the most prolific and efficient passers in NFL history, ranking among the top 10 all-time in every major passing category.
- Rodgers reached both the 300- and 400-TD milestones faster than any player in NFL history and is the second-fastest to reach 500 passing TDs.
- Rodgers has registered five of the eight seasons in League history with 500+ passing attempts and five or fewer interceptions (2014, 2018-21), with four other quarterbacks doing it one time (Justin Herbet, 2024; Russell Wilson, 2019; Alex Smith, 2017; Sam Bradford, 2016).
- Among quarterbacks with 30+ passing TDs in a season, he holds four of the top six single-season marks in NFL history for TD/INT ratio, including a then League-record of 9.60 (48/5) in 2020 (Lamar Jackson now holds the record; 10.3, 2024).
- Among quarterbacks with 500+ attempts in a season, Rodgers holds the six of the top seven single-season marks for TD/INT ratio, including each of the top three (12.5 in 2018; 9.6 in 2020; 9.3 in 2021).
- He has recorded three of the four seasons in NFL history with 40+ TD passes and seven or fewer interceptions (45/6 in 2011, 40/7 in 2016 and 48/5 in 2020). Lamar Jackson is the only other quarterback in League history to accomplish the feat (41/4 in 2024).
- His three seasons with 40+ TD passes are tied with Tom Brady for the most in NFL history.
- Rodger has led the League in interception percentage an NFL-record six times in his career (2009, 2014, 2018-21).
- Rodgers, who will make his SoFi Stadium debut in Week 10, has been a starting quarterback and led his team to victory in 30 different NFL stadiums in the United States, which is tied for the sixth-most in League history.

MOST NFL STADIUMS WITH A WIN AS STARTING QB – SINCE 1950 (INCLUDES POSTSEASON)

RANK	PLAYER	STADIUMS
1.	Tom Brady	39
2.	Drew Brees	37
3.	Brett Favre	33
	Peyton Manning	33
5.	Dan Marino	31
6.	Aaron Rodgers	30
	Steve McNair	30
	Joe Montana	30
	Matt Ryan	30
10.	Fran Tarkenton	29

- Rodgers has been a starting quarterback and led his team to victory in 31 different NFL stadiums, including international games, which is tied for the sixth-most in League history.

MOST NFL STADIUMS WITH A WIN AS STARTING QB – SINCE 1950 (INCLUDES POSTSEASON/INTERNATIONAL)

RANK	PLAYER	STADIUMS
1.	Tom Brady	42
2.	Drew Brees	38
3.	Brett Favre	33
	Peyton Manning	33
5.	Matt Ryan	32
6.	Aaron Rodgers	31
	Dan Marino	31
8.	Eli Manning	30
	Steve McNair	30
	Joe Montana	30

- Rodgers stands fourth in TD passes (520), sixth in completions (5,536), fifth in passing yards (64,644) and fifth in pass attempts (8,488).

MOST REGULAR-SEASON PASSING TDS – NFL HISTORY

RANK	PLAYER	PASS TDS
1.	Tom Brady	649
2.	Drew Brees	571
3.	Peyton Manning	539
4.	Aaron Rodgers	520
5.	Brett Favre	508

MOST REGULAR-SEASON COMPLETIONS – NFL HISTORY

RANK	PLAYER	COMPLETIONS
1.	Tom Brady	7,753
2.	Drew Brees	7,142
3.	Brett Favre	6,300
4.	Peyton Manning	6,125
5.	Matt Ryan	5,551
6.	Aaron Rodgers	5,536
7.	Ben Roethlisberger	5,440
8.	Matthew Stafford	5,358
9.	Philip Rivers	5,277
10.	Dan Marino	4,967

MOST REGULAR-SEASON PASSING YARDS – NFL HISTORY

RANK	PLAYER	PASS YDS
1.	Tom Brady	89,214
2.	Drew Brees	80,358
3.	Peyton Manning	71,940
4.	Brett Favre	71,838
5.	Aaron Rodgers	64,644

MOST REGULAR-SEASON PASSING ATTEMPTS – NFL HISTORY

RANK	PLAYER	ATT.
1.	Tom Brady	12,050
2.	Drew Brees	10,551
3.	Brett Favre	10,169
4.	Peyton Manning	9,381
5.	Aaron Rodgers	8,488

- Rodgers has registered 11 completions of 25+ yards in 2025, which gives him 539 in his career -- good for third in League history.

MOST REGULAR-SEASON COMPLETIONS OF 25+ YARDS – NFL HISTORY

RANK	PLAYER	25+ YDS
1.	Tom Brady	668
2.	Drew Brees	604
3.	Aaron Rodgers	539
4.	Philip Rivers	482
	Peyton Manning	482

- Rodgers ranks first on the all-time list in completions of 50+ yards (92).

MOST REGULAR-SEASON COMPLETIONS OF 50+ YARDS – NFL HISTORY

RANK	PLAYER	50+ YDS
1.	Aaron Rodgers	92
2.	Drew Brees	90
3.	Tom Brady	83
4.	Eli Manning	73
	Matthew Stafford	73

- Rodgers completed 18-of-22 passes (81.8 percent) for 200 yards, one TD and a 119.7 rating in Week 4 vs. Minnesota. He threw an 80-yard TD pass to WR **DK Metcalf** that gave the Steelers a 14-3 lead with 12:16 left in the second quarter.
- The 80-yard TD pass was the eighth TD pass of his career for at least 80 yards, which ranks tied for the third-most in NFL history.

MOST REGULAR-SEASON TD PASSES OF 80+ YARDS – NFL HISTORY

RANK	PLAYER	80+ YDS
1.	Ben Roethlisberger	10
2.	Brett Favre	9
3.	Aaron Rodgers	8
	Drew Brees	8
4.	Eli Manning	7
	Matt Ryan	7
	Warren Moon	7

- Rodgers registered the highest completion pct. (81.8) by a qualified passer in an international game in NFL history.
- He recorded his highest completion pct. in a game since Week 16 of 2020 with Green Bay (84.0).
- Rodgers also registered his first career victory in an international game.
- Rodgers set franchise records for TD passes and completions by a player in their Steelers debut (Week 1 at N.Y. Jets).

FRANCHISE QB RECORDS IN TEAM DEBUT

CATEGORY	STAT	RECORD
Attempts	30 (5th)	Mitch Trubisky, 38 (2022)
		Kent Graham, 38 (2000)
Completion Percentage	73.3% (3rd)	Kenny Pickett, 76.9% (2022)
Quarterback Rating	136.7 (2nd)	Landry Jones, 2015 (149.3)

- Rodgers made his first divisional start as a Steeler in Week 6 vs. Cleveland. With the 23-9 victory, six of the last seven Pittsburgh quarterbacks to make their first divisional start with the team have won the game -- the lone exception being Kenny Pickett's 37-30 loss to Cincinnati in Week 11 of 2022. The Steelers are now 4-0 against the Browns in games featuring a first-time divisional starter since the 2002 realignment.
- Rodgers is 4-0 in his career as a starter against Cleveland (the previous three wins came with Green Bay). His 124.4 career passer rating vs. Cleveland is the highest against any opponent in his career. Rodgers has registered at least two passing TDs and zero interceptions in each of his four career matchups with the Browns.
- Rodgers has faced a Jim Schwartz defense 14 times in his career (the previous 13 meetings came with Green Bay). He last faced off against Schwartz in Week 13 of 2020 when the Packers defeated Philadelphia, 30-16, and Rodgers tossed three TDs and zero interceptions. Rodgers' career numbers against Schwartz include: 10-4 W-L, 265.5 passing yards/game, 23-9 TD-INT ratio and 98.8 passer rating.
- Has registered the best passer rating (107.2) and TD-to-INT ratio (192-36) in divisional games since the 2002 realignment (min. 10 such starts).
- Rodgers completed 21-of-30 passes (70.0 percent) for 232 yards, two TDs and a 115.3 rating in Week 6 vs. Cleveland.
- He completed 23-of-34 passes (67.6 percent) for 249 yards, four TDs, two interceptions and a 103.7 rating in Week 7 at Cincinnati.

STARTED IN STYLE

- QB **Aaron Rodgers** owns a 158-90-1 (.637) regular-season record as a starting quarterback.
- His 158 regular-season victories as a starting quarterback are the sixth-most in NFL history.

MOST REGULAR-SEASON WINS AS STARTING QB – NFL HISTORY

RANK	PLAYER	WINS
1.	Tom Brady	251
2.	Brett Favre	186
	Peyton Manning	186
4.	Drew Brees	172
5.	Ben Roethlisberger	165
6.	Aaron Rodgers	158
7.	John Elway	148
8.	Dan Marino	147
9.	Philip Rivers	134
10.	Matt Ryan	124

- His .637 regular-season winning percentage as a starting quarterback is the seventh-highest in NFL history (min. 150 games started).

BEST QB STARTING RECORD – NFL HISTORY (MIN. 150 GS)

RANK	PLAYER	W	L	T	PCT.
1.	Tom Brady	251	82	0	.754
2.	Joe Montana	117	47	0	.713
3.	Peyton Manning	186	79	0	.702
4.	Terry Bradshaw	107	51	0	.677
5.	Ben Roethlisberger	165	81	1	.670
6.	John Elway	148	82	1	.643
7.	Aaron Rodgers	158	90	1	.637
8.	Jim Kelly	101	59	0	.631
9.	Brett Favre	186	112	0	.624
10.	Dan Marino	147	93	0	.613

- His 256 regular-season games played at quarterback are the fifth-most in NFL history.

MOST REGULAR-SEASON GAMES PLAYED AT QB – NFL HISTORY

RANK	PLAYER	GP
1.	Tom Brady	335
2.	Brett Favre	302
3.	Drew Brees	287
4.	Peyton Manning	266
5.	Aaron Rodgers	256

- His 249 regular-season games started at quarterback are the fifth-most in NFL history.

MOST REGULAR-SEASON GAMES STARTED AT QB – NFL HISTORY

RANK	PLAYER	GS
1.	Tom Brady	333
2.	Brett Favre	298
3.	Drew Brees	286
4.	Peyton Manning	265
5.	Aaron Rodgers	249

- Rodgers became the fifth quarterback in NFL history to record at least 134 wins in their first 200 regular-season starts (Tom Brady, 155; Peyton Manning, 136; Ben Roethlisberger, 135).
- Rodgers' 10 seasons with at least 10 victories as a starting QB is tied for the third-most in NFL history.

NFL MOST SEASONS WITH 10+ QB WINS – NFL HISTORY

RANK	PLAYER	10+ WIN SEASONS
1.	Tom Brady	19
2.	Peyton Manning	14
3.	Aaron Rodgers	10
	Brett Favre	10
5.	Russell Wilson	8
	Ben Roethlisberger	8
	Drew Brees	8
	John Elway	8

- Rodgers' seven seasons with at least 11 victories as a starting QB is tied for the fourth-most in NFL history.

NFL MOST SEASONS WITH 11+ QB WINS – NFL HISTORY

RANK	PLAYER	11+ WIN SEASONS
1.	Tom Brady	17
2.	Peyton Manning	11
3.	Brett Favre	8
4.	Aaron Rodgers	7
	Drew Brees	7

- Rodgers' five seasons with at least 12 victories as a starting QB is tied for the fourth-most in NFL history.

NFL MOST SEASONS WITH 12+ QB WINS – NFL HISTORY

RANK	PLAYER	12+ WIN SEASONS
1.	Tom Brady	13
2.	Peyton Manning	11
3.	Brett Favre	6
4.	Aaron Rodgers	5
	Patrick Mahomes	5

RODGERS' PASSER RATING CONSISTENTLY OVER 100

- QB **Aaron Rodgers** has registered five regular-season games with a passer rating of 100.0 or higher in 2025, which ranks tied for fifth-most in the NFL.

MOST 100.0+ PASSER RTG. REGULAR-SEASON GAMES – 2025

RANK	PLAYER	GAMES
1.	Drake Maye	8
2.	Daniel Jones	7
3.	Matthew Stafford	6
	Josh Allen	6
5.	Aaron Rodgers	5
	Five other quarterbacks tied with	5

- He registered a passer rating of 100.0 or higher in four consecutive games (Weeks 4, 6-8) , which was tied for second-longest active streak in the NFL when it ended in Week 9 vs. Indianapolis.

LONGEST STREAKS WITH 100.0+ PASSER RTG. – 2025

RANK	PLAYER	STREAK
1.	Drake Maye	8
2.	Aaron Rodgers	4
	Daniel Jones	4
	Dak Prescott	4
	Sam Darnold	4

- Rodgers, who registered a passer rating of 100.0 or higher in an NFL-record 12 consecutive games in 2011, has recorded 13 streaks of at least four consecutive 100.0 or higher passer rating games.
- Rodgers has recorded the third-most regular-season games with a passer rating of 100.0 or higher in NFL history (132).

MOST 100.0+ PASSER RTG. REGULAR-SEASON GAMES – NFL HISTORY

RANK	PLAYER	GAMES
1.	Tom Brady	156
2.	Drew Brees	141
3.	Aaron Rodgers	132
4.	Peyton Manning	112
5.	Philip Rivers	111

- His 102.6 career passer rating is the highest ever recorded by a qualified quarterback (min. 150 games started).

HIGHEST PASSER RATING – NFL HISTORY (MIN. 150 GS)

RANK	PLAYER	RTG.
1.	Aaron Rodgers	102.6
2.	Russell Wilson	99.4
3.	Drew Brees	98.7
4.	Kirk Cousins	97.3
5.	Tom Brady	97.2

- Rodgers has posted the top two single-season marks for passer rating in League history (122.5 in 2011, 121.5 in 2020).

HIGHEST SINGLE-SEASON PASSER RATING – NFL HISTORY

RANK	PLAYER, SEASON	RTG.
1.	Aaron Rodgers, 2011	122.5
2.	Aaron Rodgers, 2020	121.5
3.	Peyton Manning, 2004	121.1
4.	Lamar Jackson, 2024	119.6
5.	Nick Foles, 2013	119.2

RODGERS' BALL SECURITY

- QB **Aaron Rodgers** holds the lowest career interception percentage (1.4%) and highest TD-to-INT ratio (4.3) in NFL history (min. 150 games started).

LOWEST CAREER INT PCT. – NFL HISTORY (MIN. 150 GS)

RANK	PLAYER	INT PCT.
1.	Aaron Rodgers	1.4
2.	Tom Brady	1.8
3.	Russell Wilson	1.9
	Derek Carr	1.9
5.	Alex Smith	2.1

HIGHEST CAREER TD/INT RATIO – NFL HISTORY (MIN. 150 GS)

RANK	PLAYER	TD/INT
1.	Aaron Rodgers	4.3
2.	Russell Wilson	3.1
	Tom Brady	3.1
4.	Drew Brees	2.3
	Derek Carr	2.3
	Kirk Cousins	2.3

- Rodgers' has registered 10 seasons with 500+ pass attempts and fewer than 10 interceptions, the most by any player since 2000.

MOST SEASONS WITH 500+ ATTEMPTS & LESS 10 INT – SINCE 2000

RANK	PLAYER	SEASONS
1.	Aaron Rodgers	10
2.	Tom Brady	7
3.	Derek Carr	3
	Matt Ryan	3
5.	Deshaun Watson	2

RODGERS AMONG THE ALL-TIME BEST

- QB **Aaron Rodgers** holds the highest TD percentage (6.1) in NFL history (min. 150 games started).

HIGHEST TD PCT. – NFL HISTORY (MIN. 150 GS)

RANK	PLAYER	TD PCT.
1.	Aaron Rodgers	6.1
2.	Russell Wilson	5.8
3.	Peyton Manning	5.7
4.	Terry Bradshaw	5.4
	Drew Brees	5.4
	Tom Brady	5.4

RODGERS TWO TDS, NO PICKS

- QB **Aaron Rodgers** completed 24-of-36 passes (66.7 percent) for 219 yards, two TDs, no interceptions and a 101.5 rating in Week 8 vs. Green Bay.
- He has recorded 112 career games as a starter with at least two passing TDs and no interceptions, which is the second-most in NFL history.

MOST REGULAR-SEASON 2+ PASSING TD, 0 INT GAMES – NFL HISTORY

RANK	PLAYER	GAMES
1.	Tom Brady	122
2.	Aaron Rodgers	112
3.	Drew Brees	88
4.	Brett Favre	74
5.	Russell Wilson	73
	Peyton Manning	73

- Rodgers has recorded 66 career games as a starter with at least three passing TDs and no interceptions, which is the second-most in NFL history.

MOST REGULAR-SEASON 3+ PASSING TD, 0 INT GAMES – NFL HISTORY

RANK	PLAYER	GAMES
1.	Tom Brady	68
2.	Aaron Rodgers	66
3.	Drew Brees	56
4.	Peyton Manning	51
5.	Brett Favre	36

- Rodgers has recorded 28 career games as a starter with at least four passing TDs and no interceptions, which is tied for the most in NFL history.

MOST REGULAR-SEASON 4+ PASSING TD, 0 INT GAMES – NFL HISTORY

RANK	PLAYER	GAMES
1.	Aaron Rodgers	28
	Tom Brady	28
3.	Drew Brees	26
4.	Peyton Manning	18
5.	Ben Roethlisberger	12
	Russell Wilson	12
	Brett Favre	12
	Lamar Jackson	12

- Rodgers has registered 165 career games as a starter with at least two passing TDs, which is tied for the third-most in NFL history.

MOST MULTI-TD PASS GAMES – NFL HISTORY

RANK	PLAYER	GAMES
1.	Tom Brady	204
2.	Drew Brees	173
3.	Peyton Manning	165
	Aaron Rodgers	165
5.	Brett Favre	159

- Rodgers has registered 87 career games as a starter with at least three passing TDs, which is the fourth-most in NFL history.

MOST 3+ TD PASS GAMES – NFL HISTORY

RANK	PLAYER	GAMES
1.	Tom Brady	104
2.	Drew Brees	97
3.	Peyton Manning	93
4.	Aaron Rodgers	87
5.	Brett Favre	72

- Rodgers has recorded 4+ passing TDs in 36 regular season games, which is the third-most in NFL history.

MOST 4+ TD PASS GAMES – NFL HISTORY

RANK	PLAYER	GAMES
1.	Tom Brady	39
2.	Drew Brees	37
3.	Aaron Rodgers	36
4.	Peyton Manning	35
5.	Brett Favre	23

THROWING TO PAY DIRT

- QB **Aaron Rodgers** has thrown 17 TD passes in 2025. He has thrown 15+ TD passes 17 times over his 21-year career. The 17 15+ TD passing seasons are tied for the fourth-most since the 1970 AFL-NFL merger.

15+ TD PASS SEASONS – SINCE 1970

RANK	PLAYER	SEASONS
1.	Tom Brady	21
2.	Drew Brees	18
	Brett Favre	18
4.	Aaron Rodgers	17
	Ben Roethlisberger	17

- He has thrown 25+ TD passes 14 times over his 21-year career. The 14 25+ TD passing seasons are tied for the third-most since the 1970 AFL-NFL merger.

25+ TD PASS SEASONS – SINCE 1970

RANK	PLAYER	SEASONS
1.	Tom Brady	17
2.	Peyton Manning	16
3.	Aaron Rodgers	14
	Drew Brees	14
5.	Brett Favre	11

- Rodgers has thrown 30+ TD passes eight times over his 21-year career. The eight 30+ TD passing seasons are the fifth-most since the 1970 AFL-NFL merger.

30+ TD PASS SEASONS – SINCE 1970

RANK	PLAYER	SEASONS
1.	Drew Brees	10
2.	Peyton Manning	9
	Brett Favre	9
	Tom Brady	9
5.	Aaron Rodgers	8

- Rodgers has thrown 40+ TD passes three times over his 21-year career. The three 40+ TD passing seasons are tied with Tom Brady for the most since the 1970 AFL-NFL merger.

40+ TD PASS SEASONS – SINCE 1970

RANK	PLAYER	SEASONS
1.	Aaron Rodgers	3
	Tom Brady	3
3.	Peyton Manning	2
	Dan Marino	2
	Patrick Mahomes	2
	Drew Brees	2
	Matt Stafford	2

- QB **Aaron Rodgers** has thrown for 4,000 yards 10 times over his 21-year career. The 10 4,000 yard passing seasons are tied for the fifth-most since the 1970 AFL-NFL merger.

4,000 YARD PASSING SEASONS – SINCE 1970

RANK	PLAYER	SEASONS
1.	Tom Brady	14
	Peyton Manning	14
3.	Drew Brees	12
	Philip Rivers	12
5.	Aaron Rodgers	10
	Matt Ryan	10

RODGERS ROLLS 300, 400

- QB **Aaron Rodgers** has registered 70 regular-season games with at least 300 passing yards, which is the sixth-most in NFL history.

MOST REGULAR-SEASON 300+ YARD PASSING GAMES – NFL HISTORY

RANK	PLAYER	GAMES
1.	Drew Brees	123
2.	Tom Brady	113
3.	Peyton Manning	93
4.	Matt Ryan	76
5.	Philip Rivers	73
6.	Aaron Rodgers	70
7.	Ben Roethlisberger	68
8.	Matt Stafford	66
9.	Dan Marino	63
10.	Brett Favre	62

- Rodgers has recorded 12 regular-season games with at least 400 passing yards, which is the ninth-most in NFL history.

MOST REGULAR-SEASON 400+ YARD PASSING GAMES – NFL HISTORY

RANK	PLAYER	GAMES
1.	Drew Brees	16
2.	Tom Brady	14
	Peyton Manning	14
4.	Dan Marino	13
5.	Ben Roethlisberger	12
6.	Philip Rivers	11
7.	Patrick Mahomes	10
	Dak Prescott	10
	Matt Stafford	10
9.	Aaron Rodgers	9
	Kirk Cousins	9
	Eli Manning	9

METCALF MOVES EAST

- A two-time Pro Bowler and 2020 All-Pro, WR **DK Metcalf** has played in 105 regular-season games (101 starts) over seven-year career (Seattle 2019-24; Pittsburgh 2025). He has registered 467 receptions for 6,791 yards (14.5 avg.) and 53 TDs.
- Metcalf caught five passes for 55 yards (11.0 avg.), including a two-yard TD pass from QB **Aaron Rodgers** that gave the Steelers a 16-7 lead with 0:34 left in the second quarter in Week 8 vs. Green Bay.
- He registered his fifth TD catch of the season and 53rd of his career (2019-25).
- His five receiving TDs are tied for the 10th-most in the NFL in 2025.

MOST TD RECEPTIONS – 2025

RANK	PLAYER	TDS
1.	Davante Adams	8
2.	Dallas Goedert	7
	Amon-Ra St. Brown	7
4.	Michael Pittman	6
	George Pickens	6
	Jake Ferguson	6
	Tucker Kraft	6
	Tee Higgins	6
	Quentin Johnston	6
10.	DK Metcalf	5
	Eight other players tied with	5

- He was the first Steelers player with 450+ receiving yards and 5+ receiving TDs in the team's first seven games of a season since Antonio Brown in 2018 (461 yards, five TD catches).
- Metcalf has caught a TD pass in five games this season (only Michael Pittman Jr. has more in 2025 with six).
- He is averaging 16.1 yards/catch in 2025, which is the third-best in the League (min. 25 receptions).

HIGHEST YARDS/CATCH – 2025 (MIN. 25 REC.)

RANK	PLAYER	AVG.
1.	Emeka Egbuka	16.5
2.	Jaxon Smith-Njigba	16.3
3.	DK Metcalf	16.1
4.	Marvin Harrison Jr.	15.9
5.	George Pickens	15.6

- His 53 receiving TDs are the fourth-most in the NFL since he entered the League in 2019.

MOST TD RECEPTIONS – SINCE 2019

RANK	PLAYER	TDS
1.	Davante Adams	72
2.	Mike Evans	66
3.	Tyreek Hill	58
4.	DK Metcalf	53
5.	Mark Andrews	52
	A.J. Brown	52

- Metcalf caught four passes for 95 yards (23.8 avg.), including a pair of 25+ yard receptions, one of which went for a TD in Week 6 vs. Cleveland. He connected with QB **Aaron Rodgers** for a 25-yard TD pass that gave the Steelers a 23-6 lead with 14:55 left in the fourth quarter.
- Metcalf recorded a TD catch in four straight games in the same season for the first time in his career (Weeks 3-7).
- It marked the longest streak of games with at least one TD reception by a Steelers player since Antonio Brown's eight-game streak from Weeks 3-11, 2018, which is the longest streak for Pittsburgh in the Super Bowl era.
- Metcalf caught five passes for 126 yards (25.2 avg.) and one TD in the Week 4 victory vs. Minnesota. He connected with QB **Aaron Rodgers** for a 80-yard TD pass that gave the Steelers a 14-3 lead with 12:16 left in the second quarter.
- The 80-yard TD reception was the second-longest TD grab and second-longest reception overall of his career (longest was an 84-yard TD catch in Week 7 of 2021 vs. New Orleans).
- Metcalf's 80-yard TD catch against the Vikings was his 14th career reception of 50+ yards, which is tied for the seventh-most among active wideouts.

MOST REGULAR-SEASON RECEPTIONS OF 50+ YARDS – ACTIVE WR

RANK	PLAYER	50+ YDS
1.	Tyreek Hill	24
2.	Mike Evans	18
3.	Cooper Kupp	15
	Bradin Cooks	15
	A.J. Brown	15
	Ja'Marr Chase	15
7.	DK Metcalf	14
	DJ Moore	14
	Stefon Diggs	14
10.	Davante Adams	12
	Tyler Lockett	12
	Terry McLaurin	12

- His 14 career receptions of 50+ yards are tied for the third-most since he entered the NFL in 2019.

MOST REGULAR-SEASON RECEPTIONS OF 50+ YARDS – SINCE 2019

RANK	PLAYER	50+ YDS
1.	Ja'Marr Chase	15
	A.J. Brown	15
3.	DK Metcalf	14
	Tyreek Hill	14
5.	Terry McLaurin	12
	DJ Moore	12

- Metcalf registered his 16th 100-yard receiving game of his career in Week 4 vs. Minnesota.
- Metcalf and Pro-Football Hall of Famer Randy Moss are the only players in NFL history with 50+ receptions, 900+ yards and 5+ TD catches in each of their first six seasons in the NFL.
- Metcalf caught three passes for 32 yards (10.1 avg.), including his second TD reception of the season, in Week 3 at New England. He connected with QB **Aaron Rodgers** for a 12-yard TD pass that gave the Steelers a 14-0 lead with 13:49 left in the second quarter.
- Metcalf has recorded three 1,000-yard receiving seasons (2020, 2022 and 2023), registered 16 100-yard receiving games and posted 14 catches of 50+ yards in his career.

FREIERMUTH, FLYING HIGH

- TE **Pat Freiermuth** has caught 19 passes for 227 yards (11.9 avg.) and three TDs in 2025.
- He caught three passes for 27 yards (9.0 avg.), including a 12-yard TD reception in the Week 9 victory over Indianapolis.
- Freiermuth has registered three TD catches over the last three games.
- He connected with QB **Aaron Rodgers** for a 12-yard TD pass that gave the Steelers a 14-7 lead over the Colts with 4:22 left in the second quarter.
- His 65 receptions in 2024 are the fourth-most in a season by a tight end in franchise history. His 63 receptions in 2022 are tied for the fifth-most and his 60 receptions in 2021 are tied for the seventh-most.

MOST RECEPTIONS BY TE – SEASON – FRANCHISE HISTORY

RANK	PLAYER. YEAR	REC.
1.	Heath Miller, 2009	76
2.	Heath Miller, 2012	71
3.	Heath Miller, 2014	66
4.	Pat Freiermuth, 2024	65
5.	Pat Freiermuth, 2022	63
	Eric Green, 1993	63
7.	Pat Freiermuth, 2021	60
	Heath Miller, 2015	60
9.	Heath Miller, 2013	58
10.	Eric Ebron, 2020	56

- His 653 receiving yards in 2024 are the sixth-most in a season by a tight end in franchise history. His 732 receiving yards in 2022 were the fifth-most in a season by a tight end in franchise history.

MOST RECEIVING YARDS BY TE – SEASON – FRANCHISE HISTORY

RANK	PLAYER. YEAR	YDS
1.	Eric Green, 1993	942
2.	Heath Miller, 2012	816
3.	Heath Miller, 2009	789
4.	Heath Miller, 2014	761
5.	Pat Freiermuth, 2022	732
6.	Pat Freiermuth, 2024	653
7.	Heath Miller, 2011	631
8.	Eric Green, 1994	618
9.	Vance McDonald, 2018	610
10.	Heath Miller, 2013	593

- His 10 TD receptions are tied for the fourth-most among tight ends since the start of the 2024 season.

MOST TD RECEPTIONS BY TE – SINCE 2024

RANK	PLAYER	TDS
1.	Mark Andrews	15
2.	Tucker Kraft	13
3.	Zach Ertz	11
4.	Pat Freiermuth	10
	Jonnu Smith	10
	George Kittle	10
	Sam LaPorta	10
8.	Dallas Goedert	9
9.	AJ Barner	8
	Brock Bowers	8

- His seven TD receptions were tied for the second-most by a Steelers tight end in single-season franchise history.

MOST TD RECEPTIONS BY TE – SEASON – FRANCHISE HISTORY

RANK	PLAYER. YEAR	TDS
1.	Heath Miller, 2012	8
2.	Pat Freiermuth, 2024	7
	Pat Freiermuth, 2021	7
	Eric Green, 1990	7
	Heath Miller, 2007	7

- His 21 TD receptions are tied for the fifth-most among tight ends since the start of the 2021 season.

MOST TD RECEPTIONS BY TE – NFL – SINCE 2021

RANK	PLAYER	TDS
1.	Mark Andrews	35
2.	George Kittle	33
3.	Travis Kelce	32
4.	Hunter Henry	23
5.	Pat Freiermuth	21
	Zach Ertz	21
	David Njoku	21
8.	Dalton Schultz	20
	Juwan Johnson	20
	Sam LaPorta	20

- His 21 TD catches are the third-most by a tight end in franchise history over their first five years in the NFL.

MOST TD RECEPTIONS BY TE IN FIRST FIVE YEARS – FRANCHISE HISTORY

RANK	PLAYER	TDS
1.	Heath Miller	27
2.	Eric Green	24
3.	Pat Freiermuth	21
4.	Mark Bruener	11
	Bennie Cunningham	11

- His 239 receptions are the second-most by a tight end in franchise history over their first five years in the NFL.

MOST RECEPTIONS BY TE IN FIRST FIVE YEARS – FRANCHISE HISTORY

RANK	PLAYER	REC.
1.	Heath Miller	244
2.	Pat Freiermuth	239
3.	Eric Green	198
4.	Jesse James	120
5.	Bennie Cunningham	95

- His 2,417 receiving yards are the third-most by a tight end in franchise history over their first five years in the NFL.

MOST YARDS BY TE IN FIRST FIVE YEARS – FRANCHISE HISTORY

RANK	PLAYER	YDS
1.	Heath Miller	2,721
2.	Eric Green	2,681
3.	Pat Freiermuth	2,417
4.	Bennie Cunningham	1,461
5.	Jesse James	1,189

- He was the 10th tight end in NFL history to reach 100 career receptions in 25 games or less.
- Freiermuth reached 100 career receptions in his 25th game in the NFL, which is the 10th-fewest games needed to reach 100 receptions in NFL history.
- He reached 1,000 receiving yards in his 26th career games, which is tied for the fastest by a tight end in franchise history (Eric Green).
- Freiermuth caught five passes for 111 yards (22.2 avg.), including TD catches of 19 and 68 yards, in Week 7 at Cincinnati. He registered his first multi-TD reception game of the season and second of his career (2021-25).
- He connected with QB **Aaron Rodgers** for a 19-yard TD pass on third down and 18 that cut the Bengals lead to 20-17 with 3:55 left in the third quarter.
- Freiermuth connected with QB **Aaron Rodgers** for a 68-yard TD pass that gave the Steelers a 31-30 lead with 2:21 left in the fourth quarter.
- He has caught 19 passes for 264 yards (13.9 avg.) and four TDs in his last three games vs. Cincinnati.

SMITH (BROTHERS) TOGETHER AGAIN

- TE **Jonnu Smith** has played 132 career regular-season games (88 starts) in his nine-year NFL career (Tennessee 2017-20; New England 2021-22; Atlanta 2023; Miami 2024; Pittsburgh 2025). He has caught 332 passes for 3,466 yards (10.4 avg.) and 30 TDs. Smith has also added 136 yards rushing on 20 carries (6.8 avg.).
- Smith has twice previously played for Pittsburgh offensive coordinator **Arthur Smith** in Tennessee (2017-20) and Atlanta (2023).
- A Pro Bowler in 2024 for Miami, Smith played in 17 regular-season games (six starts) and caught 88 passes for 884 yards (10.0 avg.) and eight TDs.
- Smith set single-season Dolphins' franchise records at the tight end position in receptions, receiving yards and receiving TDs.
- Smith set career highs in receiving yards and receptions, while tying his top mark for receiving touchdowns in 2024. His 884 receiving yards were over 300 more than his previous career best of 582 set in 2023, and his 88 catches surpassed his previous career high by 38 receptions.
- Smith finished 2024 as one of the NFL's top tight ends, ranking fourth in catches and receiving yards, while tying for second in TDs.
- His 10 TD receptions are tied for the fourth-most among tight ends since the start of the 2024 season.

MOST TD RECEPTIONS BY TE – SINCE 2024

RANK	PLAYER	TDS
1.	Mark Andrews	15
2.	Tucker Kraft	13
3.	Zach Ertz	11
4.	Jonnu Smith	10
	Pat Freiermuth	10
	George Kittle	10
	Sam LaPorta	10
8.	Dallas Goedert	9
9.	AJ Barner	8
	Brock Bowers	8

- His 113 receptions are the fifth-most among tight ends since the start of the 2024 season.

MOST RECEPTIONS BY TE – SINCE 2024

RANK	PLAYER	REC.
1.	Trey McBride	163
2.	Brock Bowers	143
3.	Travis Kelce	138
4.	Jake Ferguson	115
5.	Jonnu Smith	113

- His 1,043 receiving yards are the seventh-most among tight ends since the start of the 2024 season.

MOST RECEIVING YARDS BY TE – SINCE 2024

RANK	PLAYER	YDS
1.	Trey McBride	1,622
2.	Brock Bowers	1,546
3	Travis Kelce	1,363
4.	George Kittle	1,206
5.	Tucker Kraft	1,196
6.	Sam LaPorta	1,162
7.	Jonnu Smith	1,043
8.	Hunter Henry	1,042
9.	Kyle Pitts	984
10.	Juwan Johnson	947

THE (JAYLEN) WARREN REPORT

- RB **Jaylen Warren** led the Steelers with 16 carries for 127 yards (7.9 avg.) while adding 31 receiving yards on four receptions (7.8 avg.) in Week 7 at Cincinnati.
- He recorded his first 100-yard rushing game of the season and third of his career (2022-25).
- Warren led the team with 16 carries for 31 yards (1.9 avg.) and two rushing TDs in Week 9 vs. Indianapolis.
- He registered a one-yard TD run with 6:09 remaining in the second quarter that tied the score, 7-7 and followed with a two-yard TD run with 14:16 remaining in the fourth quarter that gave the Steelers a 24-7 lead.
- Warren registered his first and second rushing TDs of the season and seventh and eighth of his career (2022-25).
- He recorded his second and third scrimmage TDs of the season and eighth and ninth of his career (2022-25).
- Warren registered the first multi-rushing TD game of his career (2022-25).

CALVIN AND PUNT-RETURN TDS

- WR **Calvin Austin III** was named AFC Special Teams Player of the Week for his performance in Week 8 vs. N.Y. Giants.
- He not only registered a 73-yard punt return for TD, but he added three catches for 54 yards (18.0 avg.) and a 29-yard TD grab.
- His punt return for TD was the Steelers first since Diontae Johnson (85 yards) vs. Arizona on Dec. 8, 2019. It also was the first punt return for TD by Pittsburgh at home since Antonio Brown (71 yards) vs. Indianapolis on Dec. 6, 2015.
- Austin III was the third player to register a TD catch and punt return TD on Monday Night Football in the last 20 years (Dez Bryant, Dallas; Devin Hester, Chicago).

FAST OUT OF THE GATES

- Pittsburgh took the opening kickoff and marched 69 yards on eight plays, capped off by a 10-yard TD pass from QB **Aaron Rodgers** to TE **Jonnu Smith**, in Week 7 at Cincinnati.
- With the opening TD drive, the Steelers have scored on their opening possession of the game six times in 2025, including three TDs.
- Pittsburgh did not take one opening possession in 2024 for a TD. In fact, prior to 2025, the Steelers recorded an opening drive TD on just five occasions since the start of the 2022 season.
- Pittsburgh's 40 points scored in the first quarter this season have nearly equaled its total for points scored in the first quarter over the entire 17-game regular season in 2024 (48).

SPREAD THE WEALTH

- QB **Aaron Rodgers** has thrown TD passes to nine different players in the season's first eight games. The Steelers had nine different players catch TD passes in 17 games last season.
- Rodgers completed passes to nine different receivers in the first half alone in Week 8 vs. Green Bay, including the first career reception for third-year OL **Spencer Anderson**.
- All four of Pittsburgh's TDs in Week 7 at Cincinnati came by receptions to the tight end. In fact, the Steelers were just the second team in NFL history to have three different tight ends record a TD catch in the same game (Indianapolis at Oakland, Week 8 of 2018; Colts Eric Ebron, Jack Doyle and Mo Alie-Cox).

TD RECEPTIONS BY THREE DIFFERENT TE IN A SINGLE GAME – NFL HISTORY

PLAYERS	DATE, TEAM VS. OPP.
Jonnu Smith, Darnell Washington, Pat Freiermuth - **Aaron Rodgers**	10/16/2025 PIT at CIN
Eric Ebron, Jack Doyle, Mo Alie-Cox - **Andrew Luck**	11/08/2018 IND at OAK

- The Steelers' four TD receptions by tight ends at Cincinnati are the most by the position in 2025 and most in the NFL since Kansas City's tight ends registered four TD catches in 2022 (Week 5 vs. Las Vegas).
- Four TD receptions by tight ends are tied for the most by the position in a single game since the 1970 AFL-NFL merger.

MOST TD RECEPTIONS BY TE IN A SINGLE GAME – SINCE 1970

RANK	TEAM VS. OPP. (WK. YR)	DATE	TDS
1.	Pittsburgh at Cincinnati (7, 2025)	10/16/2025	4
	Kansas City vs. Las Vegas (5, 2022)	10/10/2022	4
	New England vs. Pittsburgh (1, 2015)	09/10/2015	4
	New England vs. Chicago (8, 2014)	10/26/2014	4
	N.Y. Giants at Washington (4, 2014)	09/25/2014	4
	Kansas City vs. Miami (4, 2002)	09/29/2002	4
	Oakland vs. Carolina (17, 2000)	12/24/2000	4

- QB **Aaron Rodgers** has thrown seven TD passes to tight ends this season. Pittsburgh's seven TD receptions by tight ends are tied for the most in the NFL in 2025.

MOST TD RECEPTIONS BY TE – 2025

RANK	TEAM	TDS
1.	Pittsburgh Steelers	7
	Green Bay Packers	7
	San Francisco 49ers	7
	Philadelphia Eagles	7
5.	Four teams tied with	6

- QB **Aaron Rodgers** threw four TD passes to four difference receivers in the season-opening victory over N.Y. Jets (34-32). He connected with WR **Ben Skowronek**, WR **Calvin Austin III**, RB **Jaylen Warren** and TE **Jonnu Smith**.
- Pittsburgh registered four different receivers with TD receptions in the same game for the first time since Week 10 of 2018 vs. Carolina (WR **Antonio Brown**, TE **Vance McDonald**, WR **JuJu Smith-Schuster**, RB **Jaylen Samuels** and TE **Jesse James**).
- The Steelers have recorded four different receivers with TD receptions in the same game on eight occasions in franchise history.

PLAYERS	DATE, OPP.
Ben Skowronek, Calvin Austin III Jaylen Warren, Jonnu Smith - **Aaron Rodgers**	09/07/2025 at N.Y. Jets
Antonio Brown, Vance McDonald, JuJu Smith-Schuster Jaylen Samuels, Jesse James - **Ben Roethlisberger**	11/08/2018 vs. Carolina
Antonio Brown (2), Jesse James, Darius Heyward-Bey Markus Wheaton - **Ben Roethlisberger**	10/02/2016 vs. Kansas City
Martavis Bryant (2), Antonio Brown, Le'Veon Bell Markus Wheaton, Matt Spaeth - **Ben Roethlisberger**	11/02/2014 vs. Baltimore
Antonio Brown (2), Martavis Bryant (2) Heath Miller, Markus Wheaton - **Ben Roethlisberger**	10/26/2014 vs. Indianapolis
Hines Ward (2), Mike Wallace Heath Miller, David Johnson - **Ben Roethlisberger**	10/09/2011 vs. Tennessee
Hines Ward, Heath Miller Santonio Holmes, Matt Spaeth - **Ben Roethlisberger**	09/09/2007 at Cleveland
John Stallworth (2), Bennie Cunningham Lynn Swann, Randy Grossman - **Terry Bradshaw**	11/15/1981 at Atlanta

LIMITING SACKS

- The Steelers' offensive line ranks tied for eighth in the NFL in fewest sacks allowed. Pittsburgh has yielded 15 sacks in 2025.

NFL FEWEST SACKS ALLOWED – 2025

RANK	TEAM	SACKS
1.	Denver Broncos	9
	Seattle Seahawks	9
3.	Green Bay	11
	Atlanta Falcons	11
5.	L.A. Rams	13
6.	Indianapolis Colts	14
	Chicago Bears	14
8.	Pittsburgh Steelers	15
	Dallas Cowboys	15
10.	Three teams tied with	17

LET THE HORSES RUN

- RB **Jaylen Warren** led the Steelers with 16 carries for 127 yards (7.9 avg.) while adding 31 receiving yards on four receptions (7.8 avg.) in Week 7 at Cincinnati.
- The Steelers are 263-54-3 (.827) overall in franchise history when it features a 100-yard rusher.
- Pittsburgh is 250-50-3 (.830) in regular-season franchise history when it features a 100-yard rusher.
- The Steelers are 234-39-3 (.853) overall since the AFL-NFL merger in 1970 when they feature a 100-yard rusher.
- Pittsburgh is 221-35-3 (.859) in the regular-season since the AFL-NFL merger in 1970 when they feature a 100-yard rusher
- The Steelers have won 19 of its last 23 (19-2-2, .870) and 29 of its last 34 regular-season games (29-3-2, .882).

BALL SECURITY

- Pittsburgh has committed 40 turnovers since the start of the 2023 season, which is tied for the second-fewest in the NFL.

NFL FEWEST GIVEAWAYS – SINCE 2023

RANK	TEAM	GIVEAWAYS
1.	L.A. Rams	39
2.	Pittsburgh Steelers	40
	Houston Texans	40
	Baltimore Ravens	40
5.	L.A. Chargers	42
	Green Bay Packers	42
	Buffalo Bills	42

- Pittsburgh has thrown 20 interceptions since the start of the 2023 season, which is the third-fewest in the NFL.

NFL FEWEST INTERCEPTIONS – SINCE 2023

RANK	TEAM	INT
1.	Baltimore Ravens	16
2.	L.A. Chargers	19
3.	Pittsburgh Steelers	20
4.	Philadelphia Eagles	23
5.	L.A. Rams	24

- The Steelers are 27-10 (.730) in games when their quarterback does not throw an interception since the start of the 2022 season.
- Pittsburgh has a +36 turnover margin since the start of the 2023 season, which is the best in the NFL.

NFL BEST TURNOVER MARGIN – SINCE 2023

RANK	TEAM	TURNOVER MARGIN
1.	Pittsburgh Steelers	+36
2.	Buffalo Bills	+29
3.	Houston Texans	+26
4.	Chicago Bears	+24
5.	Detroit Lions	+15
	Baltimore Ravens	+15

WIZARD OF BOZ

- K **Chris Boswell** connected on field goals of 56, 50, 48 and 56 yards in Week 8 vs. Green Bay.
- He has made 3+ field goals in 44 regular-season games.
- Boswell has made 4+ field goals in 15 regular-season games.
- Boswell registered 3+ field goals of 50+ yards in a game for the third time in his career in Week 8 vs. Green Bay. He also accomplished the feat in Week 11 vs. Baltimore and Week 1 at Atlanta in 2024.

MOST 50+ YARD FG MADE – GAME – FRANCHISE HISTORY

RANK	KICKER, OPP.	FGM
1.	Chris Boswell vs. Green Bay, Week 8 of 2025	3
	Chris Boswell at Atlanta, Week 1 of 2024	3
	Chris Boswell vs. Baltimore, Week 11 of 2024	3
4.	Chris Boswell at N.Y. Jets, Week 1 of 2025	2
	Chris Boswell vs. Cleveland, Week 2 of 2023	2
	Chris Boswell vs. N.Y. Jets, Week 4 of 2022	2
	Chris Boswell vs. Chicago, Week 9 of 2021	2

- He was the first kicker in franchise history to register 3+ field goals of 50+ yards in a game.
- His three career games with at least three 50+ yard field goals are the most by a kicker in NFL history.

MOST GAMES WITH 3+ 50-YARD FIELD GOALS MADE – NFL HISTORY

RANK	KICKER	GAMES
1.	Chris Boswell	3
2.	Ka'imi Fairbairn	2
	Nick Folt	2
	Brandon Aubrey	2

- Boswell has recorded multiple 50+ yard field goals in the same game seven times in his career (2015-25).
- His seven career games with multiple 50+ yard field goals are the fourth-most by an active kicker in the NFL and fifth-most in League history.

MOST GAMES WITH 2+ 50-YARD FIELD GOALS MADE – NFL HISTORY

RANK	KICKER	GAMES
1.	Matt Prater	11
2.	Brandon McManus	9
	Ka'imi Fairbairn	9
4.	Justin Tucker	8
5.	Chris Boswell	7
6.	Younghoe Koo	6
	Graham Gano	6
	Greg Zuerlein	6
	Chase McLaughlin	6

- Since joining the Steelers in 2015, K **Chris Boswell** is 288-of-327 on field goal attempts (88.1%), including 137-of-168 (81.5%) on attempts of 40+ yards.
- Boswell ranks second in field goal percentage (88.1%) among all NFL kickers with at least 300 field goal attempts since the 1970 AFL-NFL merger.

BEST NFL FG PCT. – SINCE 1970 (MIN. 300 ATT.)

RANK	KICKER	M-A	FG%
1.	Justin Tucker	417-468	89.1
2.	Chris Boswell	288-327	88.1
3.	Robbie Gould	447-517	86.5
4.	Stephen Gostkowski	392-454	86.3
5.	Matt Bryant	397-464	85.6

- His 88.1 field goal percentage is the best in Steelers history among kickers with at least 200 field goal attempts.

BEST FG PCT. – FRANCHISE HISTORY (MIN. 200 ATT.)

RANK	KICKER, YEARS	M-A	FG%
1.	Chris Boswell, 2015-25	288-327	88.1
2.	Jeff Reed, 2002-10	204-249	81.9
3.	Gary Anderson, 1982-94	309-395	78.2
4.	Roy Gerela, 1971-78	146-227	64.3

- Boswell is one of three players in team history with at least 200 career field goals.

MOST FG MADE – FRANCHISE HISTORY

RANK	KICKER, YEARS	FGM
1.	Gary Anderson, 1982-94	309
2.	Chris Boswell, 2015-25	288
3.	Jeff Reed, 2002-10	204
4.	Roy Gerela, 1971-78	146
5.	Shaun Suisham, 2010-14	124

- In Week 2 of 2025 against Seattle, Boswell went 3-of-3 and eclipsed 275 career field goals made in just his 152nd game. He is the third-fastest kicker in NFL history to reach that mark.

FASTEST PLAYERS TO REACH 275 FIELD GOALS MADE – NFL HISTORY

RANK	PLAYER	GP	FGM	FGA	PCT.
1.	Justin Tucker	133	275	303	90.8
2.	Stephen Gostkowski	151	275	314	87.6
3.	Chris Boswell	152	277	314	88.2
4.	Greg Zuerlein	158	277	336	82.4
5.	Graham Gano	160	275	327	84.1

- His 288 field goals made are the second-most in NFL history for a kicker in his first 158 career games (Justin Tucker, 320).

MOST FIELD GOALS MADE – NFL HISTORY (FIRST 158 CAREER GAMES)

RANK	PLAYER	FGM	FGA	PCT.
1.	Justin Tucker	320	352	90.9
2.	Chris Boswell	288	327	88.1
3.	Stephen Gostkowski	285	328	86.9
4.	Greg Zuerlein	277	336	82.4
5.	Graham Gano	271	323	83.9

- In Week 17 of 2022 against Baltimore, Boswell went 3-of-4 and eclipsed 200 career field goals made in just his 115th game. He tied Dan Carpenter, Graham Gano and Mike Vanderjagt as the fourth-fastest kicker in NFL history to reach that mark.

FASTEST PLAYERS TO REACH 200 FIELD GOALS MADE – NFL HISTORY

RANK	PLAYER	GP	FGM	FGA	PCT.
1.	Justin Tucker	95	200	222	90.1
2.	Harrison Butker	109	201	225	89.3
3.	Dustin Hopkins	114	202	238	84.9
4.	Chris Boswell	115	200	232	86.2
	Dan Carpenter	115	202	239	84.5
	Graham Gano	115	200	247	81.0
	Mike Vanderjagt	115	200	230	87.0

- Boswell has made 5+ field goals in four regular-season games.
- He has made 6+ field goals in three regular-season games.
- Boswell led the NFL in field goals made (41), points by a kicker (158) and field goal percentage (93.2, min. 35 FGA), and also ranked second in field goal attempted (44).
- His 158 points are tied for the fifth-most by any kicker since the 1970 AFL-NFL merger.

MOST POINTS BY A KICKER – SEASON – NFL HISTORY

RANK	KICKER, YEAR	PTS
1.	David Akers, 2011	166
2.	Gary Anderson, 1998	164
3.	Jeff Wilkins, 2003	163
4.	Mark Moseley, 1983	161
5.	Chris Boswell, 2024	158
	Stephen Gostkowski, 2013	158
	Greg Zeurlein, 2017	158
	Matt Bryant, 2016	158
9.	Mike Vanderjagt, 2003	157
	Brandon Aubrey, 2023	157

- In 2024, Boswell is 41-of-44 on field goal attempts (93.2%), including 20-of-23 (87.0%) on attempts of 40 yards or longer.
- His only misses of 2024 were a 62-yard field goal attempt in Week 3 vs. L.A. Chargers, a 58-yard field goal on Pittsburgh's opening drive of the game in Week 12 at Cleveland and a blocked 42-yard field goal attempt in Week 13 at Cincinnati.
- Boswell ranked first in field goal percentage (93.2%) among all NFL kickers with at least 35 field goal attempts in 2024.

BEST NFL FG PCT. – 2024 (MIN. 35 ATT.)

RANK	KICKER	M-A	FG%
1.	Chris Boswell	41-44	93.2
2.	Cameron Dicker	39-42	92.9
3.	Jason Sanders	37-41	90.2
4.	Ka'imi Fairbairn	36-42	85.7
5.	Brandon Aubrey	40-47	85.1

- His 41 field goals made in 2024 were the most by any kicker since David Akers had 44 in 2011.
- His 41 field goals made in 2024 were the second-most by any kicker since the 1970 AFL-NFL merger.

MOST FG MADE – SEASON – NFL HISTORY

RANK	KICKER, YEAR	FGM
1.	David Akers, 2011	44
2.	Chris Boswell, 2024	41
3.	Neil Rackers, 2005	40
	Daniel Carlson, 2021	40
	Brandon Aubrey, 2024	40

- His 41 field goals made in 2024 were the most in single-season franchise history.

MOST SINGLE-SEASON FG MADE – FRANCHISE HISTORY

RANK	KICKER, YEAR	FGM
1.	Chris Boswell, 2024	41
2.	Chris Boswell, 2021	36
3.	Chris Boswell, 2017	35
4.	Norm Johnson, 1995	34
5.	Gary Anderson, 1985	33
6.	Shaun Suisham, 2013	30
	Kris Brown, 2001	30
8.	Chris Boswell, 2023	29
	Chris Boswell, 2017	29
	Chris Boswell, 2015	29
	Shaun Suisham, 2014	29
	Roy Gerala, 1973	29

- He is the first player in NFL history with six made field goals in three career games and joined John Carney (1993) as the only kickers with multiple such games.
- Boswell made a franchise record 25 consecutive field goals, which was the longest active streak in the NFL when it ended in Week 11 of 2020 at Jacksonville.

MOST CONSECUTIVE FG – FRANCHISE HISTORY

RANK	KICKER, YEARS	CONSECUTIVE FG
1.	Chris Boswell, 2019-20	25
2.	Shaun Suisham, 2013-14	24
3.	Jeff Reed, 2004-05	22
4.	Chris Boswell, 2024	21
5.	Chris Boswell, 2021	20
6.	Gary Anderson, 1994	19
	Jeff Reed, 2007-08	19
8.	Gary Anderson, 1985	18
9.	Chris Boswell, 2016-17	17
	Norm Johnson, 1997	17

- Boswell equaled a franchise record with six made field goals in both Week 1 at Atlanta and Week 11 vs. Baltimore. He already shared the franchise record of six (vs. Cincinnati, Dec. 18, 2016) with Jeff Reed (at Jacksonville, Dec. 1, 2002) and Gary Anderson (vs. Denver, Oct. 23, 1988).

MOST FG MADE – SINGLE-GAME – FRANCHISE HISTORY

RANK	KICKER, OPP.	FGM
1.	Chris Boswell vs. Baltimore, Week 11 of 2024	6
	Chris Boswell at Atlanta, Week 1 of 2024	6
	Chris Boswell at Cincinnati, Week 15 of 2016	6
	Jeff Reed at Jacksonville, Week 13 of 2002	6
	Gary Anderson vs. Denver, Week 8 of 1988	6

- Five of Boswell's six made field goals came from 40+ yards in Week 1 at Atlanta. An NFL kicker has made at least five FGs from 40+ yards in the same game on three occasions in League history, and Boswell is now the first to do it twice.

MOST 40+ YARD FG MADE – SINGLE GAME – NFL HISTORY

RANK	KICKER, OPP.	FGM
1.	Chris Boswell at Atlanta, Week 1 of 2024	5
	Chris Boswell at Cincinnati, Week 15 of 2016	5
	Mason Crosby vs. Minnesota, Week 11 of 2015	5

BOZ IN THE CLUTCH

- K **Chris Boswell** is the 10th kicker all-time, and first since Tyler Bass on Nov. 3, 2024, with a gamewinning field goal of 60+ yards in the final two minutes of regulation and overtime (Week 1 at N.Y. Jets).
- He has made 85-of-92 field goal attempts in his NFL career in the fourth quarter and overtime.
- Boswell ranks second in field goal percentage (92.4%) in the fourth quarter and overtime among all NFL kickers with at least 75 such field goal attempts since 2000.

NFL BEST 4TH QUARTER/OT FG PCT. – SINCE 2000 (MIN. 75)

RANK	KICKER	M-A	FG%
1.	Stephen Gostkowski	115-123	93.5
2.	Chris Boswell	85-92	92.4
3.	Justin Tucker	134-146	91.8
4.	Josh Brown	92-102	90.2
5.	Ryan Longwell	79-88	89.8

- Boswell has made 38 of 42 career field goals (90.5%) in the final five minutes of regulation and overtime.
- Boswell ranks third in field goal percentage (90.5%) in the final five minutes of regulation and overtime among all NFL kickers with at least 40 such field goal attempts since 2000.

NFL BEST FG PCT. FINAL 5 MINUTES OF 4Q/OT – SINCE 2000 (MIN. 40)

RANK	KICKER	M-A	FG%
1.	Ryan Longwell	39-42	92.9
2.	Justin Tucker	63-68	92.6
3.	Chris Boswell	38-42	90.5
4.	Stephen Gostkowski	41-46	89.1
5.	Harrison Butker	35-40	87.5

- Boswell has registered a franchise-record 15 career game-winning field goals (FG made in fourth quarter or overtime to put team ahead for final time), including the postseason.

MOST GAME-WINNING FG – FRANCHISE HISTORY (INC. POSTSEASON)

RANK	KICKER, YEARS	FGM
1.	Chris Boswell, 2015-25	15
2.	Jeff Reed, 2002-10	13
3.	Gary Anderson, 1982-94	8
4.	Shaun Suisham, 2010-14	7
5.	Norm Johnson, 1995-98	4

- His 15 career game-winning field goals (FG made in fourth quarter or overtime to put team ahead for final time) are tied for the second-most in the NFL since he entered the League in 2015, including the postseason.

MOST GAME-WINNING FG – SINCE 2015 (INC. POSTSEASON)

RANK	KICKER	FGM
1.	Will Lutz	19
2.	Chris Boswell	15
	Harrison Butker	15
4.	Justin Tucker	14
	Dustin Hopkins	14

BOSWELL GAME-WINNING FG (INC. POSTSEASON)

YD	DATE	OPP	Q	TIME	PRE	POST	FINAL
60	09/07/2025	at NYJ	4	1:03	31-32	34-32	W, 34-32
30	09/22/2024	vs. LAC	4	14:17	10-10	13-10	W, 20-10
53	09/11/2022	at CIN	ot	--	20-20	23-20	W, 23-20 (ot)
36	01/09/2022	at BAL	ot	--	13-13	16-13	W, 16-13 (ot)
28	12/19/2021	vs. TEN	4	7:25	13-13	16-13	W, 19-13
40	11/08/2021	vs. CHI	4	0:26	26-27	29-27	W, 29-27
37	10/17/2021	vs. SEA	ot	--	20-20	23-20	W, 23-20 (ot)
37	11/24/2019	at CIN	4	12:04	10-10	13-10	W, 16-10
26	11/03/2019	vs. IND	4	6:39	23-24	26-24	W, 26-24
46	12/10/2017	vs. BAL	4	0:42	36-38	39-38	W, 39-38
38	12/04/2017	at CIN	4	0:00	20-20	23-20	W, 23-20
53	11/26/2017	vs. GB	4	0:00	28-28	31-28	W, 31-28
33	11/12/2017	at IND	4	0:00	17-17	20-17	W, 20-17
35	01/09/2016	at CIN	4	0:14	15-16	18-16	W, 18-16
18	11/08/2015	vs. OAK	4	0:02	35-35	38-35	W, 38-35

- Boswell has made 19 of 22 career field goals (86.4%) in the final two minutes of regulation and overtime (including playoffs).

BOSWELL FG IN LAST 2 MINUTES OF 4TH QUARTER/OT

YD	DATE	OPP	Q	TIME	PRE	POST	FINAL
18	11/08/2015	vs. OAK	4th	0:02	35-35	38-35	W, 38-35
35	01/09/2016	at CIN	4th	0:14	15-16	18-16	W, 18-16
47	01/17/2016	at DEN	4th	0:19	13-23	16-23	L, 16-23
43	09/17/2017	vs. MIN	4th	1:53	23-9	26-9	W, 26-9
33	11/12/2017	at IND	4th	0:00	17-17	20-17	W, 20-17
53	11/26/2017	vs. GB	4th	0:00	28-28	31-28	W, 31-28
38	12/04/2017	at CIN	4th	0:00	20-20	23-20	W, 23-20
46	12/10/2017	vs. BAL	4th	0:42	36-38	39-38	W, 39-38
*42	09/09/2018	at CLE	ot	-----	21-21	21-21	T, 21-21 (ot)
*40	12/09/2018	at OAK	4th	0:00	21-24	21-24	L, 21-24
25	12/08/2019	at ARI	4th	1:42	20-17	23-17	W, 23-17
52	10/17/2021	vs. SEA	4th	1:30	17-17	20-17	W, 23-20 (ot)
37	10/17/2021	vs. SEA	ot	-----	20-20	23-20	W, 23-20 (ot)
40	11/08/2021	vs. CHI	4th	0:26	26-27	29-27	W, 29-27
36	01/09/2022	at BAL	ot	-----	13-13	16-13	W, 16-13 (ot)
*55	09/11/2022	at CIN	ot	-----	20-20	20-20	W, 23-20 (ot)
53	09/11/2022	at CIN	ot	-----	20-20	23-20	W, 23-20 (ot)
34	09/22/2022	at CLE	4th	1:48	14-23	17-23	L, 17-29
50	12/18/2022	at CAR	4th	1:04	21-13	24-13	W, 24-16
42	10/08/2023	vs. BAL	4th	0:49	14-10	17-10	W, 17-10
25	09/08/2024	at ATL	4th	0:28	15-10	18-10	W, 18-10
60	09/07/2025	at NYJ	4th	1:03	31-32	34-32	W, 34-32
*indicates missed field goal							

BOZ FROM 50-PLUS

- K **Chris Boswell** connected on field goals of 56, 50, 48 and 56 yards in Week 8 vs. Green Bay.
- He connected on a 56-yard field goal with 13:30 remaining in the second quarter that gave the Steelers a 10-9 lead in Week 1 at N.Y. Jets. He then drilled a 60-yard field goal with 1:03 remaining in the fourth quarter that gave the Steelers a 34-32 lead.
- His 60-yard kick was the longest of his career and longest in franchise history, besting his previous record of 59 yards (Week 9 of 2020 at AT&T Stadium against Dallas and Week 4 of 2022 at Acrisure Stadium against N.Y. Jets).
- Boswell now has converted on the 12 longest field goals in franchise history.

LONGEST FG – FRANCHISE HISTORY

RANK	PLAYER (DATE, OPP.)	FG
1.	Chris Boswell (09/07/25 at N.Y. Jets)	60
2.	Chris Boswell (10/02/22 vs. N.Y. Jets)	59
	Chris Boswell (11/08/20 at Dallas)	59
4.	Chris Boswell (11/17/24 vs. Baltimore)	57
	Chris Boswell (09/08/24 at Atlanta)	57
	Chris Boswell (09/26/23 at Las Vegas)	57
7.	Chris Boswell (10/26/25 vs. Green Bay)	56
	Chris Boswell (10/26/25 vs. Green Bay)	56
	Chris Boswell (09/08/24 at Atlanta)	56
	Chris Boswell (12/07/23 vs. New England)	56
	Chris Boswell (09/19/21 vs. Las Vegas)	56
12.	Chris Boswell (10/16/22 vs. Tampa Bay)	55
	Gary Anderson (11/25/84 vs. San Diego)	55
	Kris Brown (10/14/01 at Kansas City)	55

- Boswell now has converted on the 10 longest field goals in stadium history.

LONGEST FG – ACRISURE STADIUM HISTORY

RANK	PLAYER, TEAM (DATE, OPP.)	FG
1.	Chris Boswell, Pittsburgh (10/02/22 vs. N.Y. Jets)	59
2.	Chris Boswell, Pittsburgh (11/17/24 vs. Baltimore)	57
3.	Chris Boswell (10/26/25 vs. Green Bay)	56
	Chris Boswell (10/26/25 vs. Green Bay)	56
	Chris Boswell, Pittsburgh (12/07/23 vs. New England)	56
	Chris Boswell, Pittsburgh (09/19/21 vs. Las Vegas)	56
7.	Chris Boswell, Pittsburgh (10/16/22 vs. Tampa Bay)	55
8.	Chris Boswell, Pittsburgh (12/08/24 vs. Cleveland)	54
	Chris Boswell, Pittsburgh (11/08/21 vs. Chicago)	54
10.	Chris Boswell, Pittsburgh (12/05/21 vs. Baltimore)	53
	Chris Boswell, Pittsburgh (11/26/17 vs. Green Bay)	53
	Dan Bailey, Dallas (11/13/16 at Pittsburgh)	53
13.	Chris Boswell, Pittsburgh (09/18/23 vs. Cleveland)	52
	Chris Boswell, Pittsburgh (09/18/22 vs. New England)	52
	Chris Boswell, Pittsburgh (11/08/21 vs. Chicago)	52
	Chris Boswell, Pittsburgh (10/17/21 vs. Seattle)	52
	Chris Boswell, Pittsburgh (12/10/17 vs. Baltimore)	52
	Jeff Reed, Pittsburgh (09/12/10 vs. Atlanta)	52
	Justin Tucker, Baltimore (10/01/15 at Pittsburgh)	52

- He has made 49-of-59 (83.1%) field goal attempts in his NFL career from 50 yards or further, including franchise-best 60-yards in Week 1 of 2025 at MetLife Stadium against N.Y. Jets.
- He has made 42 of his last 49 field goals from 50 yards or further (two of the misses have come from 62 and 61-yards, respectively).
- Boswell made seven consecutive field goals from 50+ yards, which was the second-longest in franchise history, but the streak ended following a missed 56-yard field goal in Week 6 vs. Cleveland.
- He is the only kicker in franchise history with a streak of 5+ consecutive field goals made from 50+ yards, and he has accomplsihed the feat six times.
- Boswell holds the record with nine straight field goals from 50+ yards.

MOST CONSECUTIVE FG MADE FROM 50+ YARDS – FRANCHISE HISTORY

RANK	KICKER, SPAN	STREAK
1.	Chris Boswell, 11/03/2019 - 12/5/2021	9
2.	Chris Boswell, 12/01/2024 - 10/12/2025	7
3.	Chris Boswell, 12/07/2023 - 09/22/2024	6
4.	Chris Boswell, 09/29/2024 - 11/21/2024	5
	Chris Boswell, 11/16/2017 - 11/08/2018	5
	Chris Boswell, 01/01/2023 - 10/29/2023	5

- Boswell's nine straight made field goals of 50+ yards is tied for the 17th-longest such streak in the NFL since the start of the 1983 season.
- No kicker made a field goal of at least 50 yards in the first nine seasons of Acrisure Stadium (2001-09). Prior to Boswell joining the Steelers in 2015, Acrisure Stadium witnessed just four field goals of at least 50 yards.
- Boswell has 32 field goals of at least 50 yards at Acrisure Stadium in his career.
- His 49 field goals made from 50-plus yards are the most in Steelers history (Gary Anderson and Jeff Reed shared the previous franchise record with eight).

BEST 50+ YARD FG PCT. – FRANCHISE HISTORY (MIN. 15 ATT.)

RANK	PLAYER	FG-FGA	PCT.
1.	Chris Boswell	49-59	83.1
2.	Jeff Reed	8-17	47.1
3.	Gary Anderson	8-27	29.6

- His 83.1 field goal percentage on field goal attempts of 50 yards is the best in the NFL since the 1970 AFL-NFL merger (min. 50 field goal attempts of 50 yards).

NFL BEST 50+ YARD FG PCT. – SINCE 1970 (MIN. 50 ATT.)

RANK	PLAYER	FG-FGA	PCT.
1.	Chris Boswell	49-59	83.1
2.	Matt Prater	82-110	74.5
3.	Ka'imi Fairbairn	47-64	73.4
4.	Robbie Gould	36-51	70.6
5.	Phil Dawson	42-60	70.0

- Boswell has made six field goals of 50 yards or longer in 2025, which is tied for the second-most in the NFL.

NFL MOST 50+ YARD FIELD GOALS – 2025

RANK	KICKER	FGM
1.	Chase McLaughlin	8
2.	Chris Boswell	6
	Joey Slye	6
	Eddy Pineiro	6
	Will Reichard	6

- Boswell has made 19 field goals of 50 yards or longer since the start of the 2024 season, which is tied for the most in the NFL.

NFL MOST 50+ YARD FIELD GOALS – SINCE 2024

RANK	KICKER	FGM
1.	Chris Boswell	19
	Brandon Aubrey	19
3.	Ka'imi Fairbairn	18
4.	Chase McLaughlin	16
5.	Will Reichard	14

- Boswell has made 40 field goals of 50 yards or longer since the start of the 2021 season, which is the most in the NFL.

NFL MOST 50+ YARD FIELD GOALS – SINCE 2021

RANK	KICKER	FGM
1.	Chris Boswell	40
2.	Chase McLaughlin	36
3.	Ka'imi Fairbairn	33
4.	Brandon Aubrey	29
5.	Daniel Carlson	28

BLOCK PARTY

- Pittsburgh has blocked six kicks (punt, field goal or extra-point attempt) since the start of the 2023 season, which is tied for the most in the NFL.

NFL MOST BLOCKED KICKS – SINCE 2023

RANK	TEAM	BLOCKED KICKS
1.	Pittsburgh Steelers	6
	Seattle Seahawks	6
3.	Six different teams tied with	5

- The Steelers have blocked 11 kicks (punt, field goal or extra-point attempt) since the start of the 2021 season, which is the second-most in the NFL.

NFL MOST BLOCKED KICKS – SINCE 2021

RANK	TEAM	BLOCKED KICKS
1.	Dallas Cowboys	12
2.	Pittsburgh Steelers	11
3.	Indianapolis Colts	9
4.	New Orleans Saints	8
	Seattle Seahawks	8
	Minnesota Vikings	8

- Pittsburgh's three blocked kicks (punt, field goal or extra-point attempt) in 2024 were tied for the most by the Steelers in a season since 2000.

STEELERS MOST BLOCKED KICKS IN A SEASON – SINCE 2000

RANK	YEAR	BLOCKED KICKS
1.	2024	3
	2023	3
	2022	3
	2018	3
5.	2021	2
	2017	2
	2015	2
	2002	2

- Pittsburgh has blocked three punts since the start of the 2023 season, which is the most in the NFL.

MOST BLOCKED PUNTS – SINCE 2023

RANK	TEAM	BLOCKED PUNTS
1.	Pittsburgh Steelers	3
	Indianapolis Colts	3
3.	Four different teams tied with	2

- Pittsburgh officially blocked two punts in 2023, which was tied for the most by the franchise since 1960.
- The Steelers also blocked two punts in 2021 and 1976.
- Pittsburgh has blocked five punts since the start of the 2021 season, which is the third-most in the NFL.

MOST BLOCKED PUNTS – SINCE 2021

RANK	TEAM	BLOCKED PUNTS
1.	Dallas Cowboys	7
2.	Indianapolis Colts	6
3.	Pittsburgh Steelers	5
4.	N.Y. Jets	4
5.	Minnesota Vikings	3
	Atlanta Falcons	3

MIKE TOMLIN

YEARS WITH STEELERS: 19
NFL EXPERIENCE: 24

TOMLIN AMONG THE BEST

- **Mike Tomlin** has led Pittsburgh to a 188-110-2 (.630) record in the regular season since becoming the team's head coach in 2007.
- His 188 regular-season wins are the 11th-most in NFL history.

MOST WINS BY HEAD COACH – NFL HISTORY

RANK	COACH	WINS
1.	Don Shula	328
2.	George Halas	318
3.	Bill Belichick	302
4.	Andy Reid	278
5.	Tom Landry	250
6.	Curly Lambeau	226
7.	Paul Brown	213
8.	Marty Schottenheimer	200
9.	Chuck Noll	193
10.	Dan Reeves	190
11.	Mike Tomlin	188

- His 188 regular-season wins are the seventh-most since the 1970 AFL-NFL merger.

MOST WINS BY HEAD COACH – SINCE 1970

RANK	COACH	WINS
1.	Bill Belichick	302
2.	Andy Reid	278
3.	Don Shula	257
4.	Marty Schottenheimer	200
5.	Chuck Noll	192
6.	Dan Reeves	190
7.	Mike Tomlin	188
8.	Chuck Knox	186
9.	Tom Landry	183
10.	Sean Payton	177

- His .630 regular-season win percentage is the 10th-best in NFL history (min. 150 games).

HEAD COACH WIN PCT. – NFL HISTORY (MIN. 150)

RANK	COACH	W	L	T	WIN PCT.
1.	George Allen	116	47	5	.712
2.	George Halas	318	148	31	.682
3.	Don Shula	328	156	6	.677
4.	Paul Brown	213	104	9	.672
5.	Tony Dungy	139	69	0	.668
6.	Andy Reid	278	150	1	.649
7.	George Seifert	114	62	0	.648
8.	Bill Belichick	302	165	0	.647
9.	Curly Lambeau	226	132	22	.631
10.	Mike Tomlin	188	110	2	.630

- His .630 regular-season win percentage is seventh-best in since the 1970 AFL-NFL merger (min. 150 games).

HEAD COACH WIN PCT. – SINCE 1970 (MIN. 150)

RANK	COACH	W	L	T	WIN PCT.
1.	Tony Dungy	139	69	0	.668
2.	Don Shula	257	133	2	.659
3.	Tom Landry	183	97	0	.654
4.	Andy Reid	278	150	1	.649
5.	George Seifert	114	62	0	.648
6.	Bill Belichick	302	165	0	.647
7.	Mike Tomlin	188	110	2	.630
8.	Bud Grant	135	80	2	.627
9.	Bill Cowher	149	90	1	.623
10.	Joe Gibbs	154	94	0	.621

- Tomlin ranks eighth in NFL history with a regular-season record of 78 games over .500.

MOST GAMES ABOVE .500 BY HEAD COACH – NFL HISTORY

RANK	COACH	GAMES > .500
1.	Don Shula	172
2.	George Halas	170
3.	Bill Belichick	137
4.	Andy Reid	128
5.	Paul Brown	109
6.	Curly Lambeau	94
7.	Tom Landry	88
8.	Mike Tomlin	78
9.	Marty Schottenheimer	74
10.	John Madden	71

- Tomlin, Bill Belichick, Andy Reid and Marty Schottenheimer are the only coaches in NFL history with career records of 70 or more games over .500 not in the Pro Football Hall of Fame.
- His 188 regular-season wins are second-most among active coaches in the NFL.

MOST WINS – ACTIVE COACH

RANK	COACH	WINS
1.	Andy Reid	278
2.	Mike Tomlin	188
3.	Sean Payton	177
4.	John Harbaugh	175
5.	Pete Carroll	172

- His .630 regular-season win percentage is second-best among active NFL head coaches (min. 150 games).

BEST WIN PCT. – ACTIVE COACH (MIN. 150)

RANK	COACH	W	L	T	WIN PCT.
1.	Andy Reid	278	150	1	.649
2.	Mike Tomlin	188	110	2	.630
3.	Sean Payton	177	107	0	.623
4.	John Harbaugh	175	109	0	.616
5.	Pete Carroll	172	126	1	.577

- His 188 regular-season wins are third-most in the NFL since 2007.

NFL HEAD COACH RECORDS – SINCE 2007

RANK	COACH	RECORD	PLAYOFF APPS.	SUPER BOWL APPS.
1.	Andy Reid	198-102-1	14	4
2.	Bill Belichick	191-84	13	6
3.	Mike Tomlin	188-110-2	12	2
4.	John Harbaugh	175-109	12	1
5.	Sean Payton	167-101	10	1

TOMLIN GETS TO 31

- **Mike Tomlin** is one of two active NFL head coaches with over 180 wins and one of five active NFL head coaches to defeat at least 31 current NFL franchises.
- Tomlin has registered wins against 31 of the 32 NFL teams (lone exception is Pittsburgh).
- Tomlin became the 14th head coach in NFL history to accomplish that feat.
- Three of the 15 head coaches to defeat 31 of the current NFL franchises, Tomlin, **Bill Cowher** and Marvin Lewis, only coached with one team.

MOST DIFFERENT CURRENT FRANCHISES DEFEATED

Regular Season Only		
Coach	**Teams Defeated**	**Teams Missing**
Bill Belichick	32	
Tony Dungy	32	
John Fox	32	
Bill Parcells	32	
Andy Reid	32	
Mike Shanahan	32	
Mike Tomlin	31	Steelers
Bruce Arians	31	Steelers
Pete Carroll	31	Seahawks
Bill Cowher	31	Steelers
John Harbaugh	31	Ravens
Mike Holmgren	31	Washington
Marvin Lewis	31	Bengals
Sean Payton	31	Saints
Marty Schottenheimer	31	Ravens
Ron Rivera	31	Chiefs
Mike McCarthy	31	Packers
Tom Coughlin	30	Chargers, Colts
Jeff Fisher	30	Chargers, Titans
Joe Gibbs	30	Ravens, Washington
Wade Phillips	30	Broncos, Cowboys
George Seifert	30	Jaguars, Texans
Dick Vermeil	30	Chiefs, Eagles
***indicates active coach**		

TOMLIN IN HIS FIRST 300 CAREER NFL GAMES

- **Mike Tomlin** became the 15th head coach in NFL history and 12th since the 1970 AFL-NFL merger to coach in 300 career games.

MOST REGULAR-SEASON GAMES COACHED – NFL HISTORY

RANK	COACH	GAMES
1.	George Halas	497
2.	Don Shula	490
3.	Bill Belichick	467
4.	Andy Reid	429
5.	Tom Landry	418
6.	Curly Lambeau	380
7.	Dan Reeves	357
8.	Chuck Noll	342
9.	Jeff Fisher	339
10.	Chuck Knox	334
11.	Marty Schottenheimer	327
12.	Tom Coughlin	320
13.	Mike Shanahan	308
14.	Bill Parcells	303
15.	Mike Tomlin	300

MOST REGULAR-SEASON GAMES COACHED – SINCE 1970

RANK	COACH	GAMES
1.	Bill Belichick	467
2.	Andy Reid	429
3.	Don Shula	392
4.	Dan Reeves	357
5.	Jeff Fisher	339
6.	Chuck Knox	334
7.	Chuck Noll	328
8.	Marty Schottenheimer	327
9.	Tom Coughlin	320
10.	Mike Shanahan	308
11.	Bill Parcells	303
12.	Mike Tomlin	300
13.	Pete Carroll	299
14.	Mike McCarthy	288
15.	John Harbaugh/Sean Payton	284

- Tomlin also became the third head coach since the 1970 AFL-NFL merger to coach in 300 regular-season games with one team.

MOST REGULAR-SEASON GAMES – ONE TEAM – SINCE 1970

RANK	COACH, TEAM	GAMES
1.	Bill Belichick, New England Patriots	387
2.	Chuck Noll, Pittsburgh Steelers	328
3.	Mike Tomlin, Pittsburgh Steelers	300
4.	Tom Landry, Dallas Cowboys	280
5.	Jeff Fisher, Tennessee Titans	262

- Tomlin's 188 regular-season wins in his first 300 games are fifth-most in NFL history.

MOST REGULAR-SEASON WINS – FIRST 300 GAMES – NFL HISTORY

RANK	COACH	WINS
1.	Don Shula	214
2.	George Halas	209
3.	Curly Lambeau	200
4.	Bill Belichick	196
5.	Mike Tomlin	188

- Tomlin's 188 regular-season wins in his first 300 games are second-most since the 1970 AFL-NFL merger.

MOST REGULAR-SEASON WINS – FIRST 300 GAMES – SINCE 1970

RANK	COACH	WINS
1.	Bill Belichick	196
2.	Mike Tomlin	188
3.	Andy Reid	179
	Marty Schottenheimer	179
5.	Sean Payton	177

PRIMETIME SPECIALIST

- **Mike Tomlin** has guided Pittsburgh to a 53-33 (.616) record in regular-season primetime games.
- Tomlin's 86 games coached in primetime (7 p.m. ET or later) are third-most in the NFL since the start of the 2000 season.

MOST PRIMETIME GAMES – SINCE 2000

RANK	COACH	GAMES
1.	Andy Reid	112
2.	Bill Belichick	96
3.	Mike Tomlin	86
4.	Mike McCarthy	83
5.	Sean Payton	65

- Tomlin's 53 wins in primetime games are third-most in the NFL since the start of the 2000 season.

MOST PRIMETIME WINS – SINCE 2000

RANK	COACH	WINS
1.	Andy Reid	69
2.	Bill Belichick	61
3.	Mike Tomlin	53
4.	Mike McCarthy	45
5.	John Harbaugh	44

- Tomlin's .616 win percentage in primetime games is tied for the fifth-best in the NFL since the start of the 2000 season (min. 50 games).

BEST PRIMETIME WIN PCT. – SINCE 2000 (MIN. 50)

RANK	COACH	W	L	T	WIN PCT.
1.	John Harbaugh	44	20	0	.688
2.	Pete Carroll	35	17	1	.670
3.	Bill Belichick	61	35	0	.635
4.	Sean Payton	41	24	0	.631
5.	Mike Tomlin	53	33	0	.616
	Andy Reid	69	43	0	.616

- Tomlin's 42 home games coached in primetime are third-most in the NFL since the start of the 2000 season.

MOST HOME PRIMETIME GAMES – SINCE 2000

RANK	COACH	GAMES
1.	Andy Reid	53
2.	Bill Belichick	45
3.	Mike Tomlin	42
4.	Mike McCarthy	39
5.	Sean Payton	36

- Tomlin's 30 home wins in primetime games are third-most in the NFL since the start of the 2000 season.

MOST HOME PRIMETIME WINS – SINCE 2000

RANK	COACH	WINS
1.	Andy Reid	34
2.	Bill Belichick	31
3.	Mike Tomlin	30
4.	Mike McCarthy	28
5.	Sean Payton	25

- Tomlin's .714 winning percentage in home primetime games is the fourth-best in the NFL since the start of the 2000 season (min. 25 games).

BEST HOME PRIMETIME WIN PCT. – SINCE 2000 (MIN. 25)

RANK	COACH	W	L	T	WIN PCT.
1.	John Harbaugh	22	4	0	.846
2.	Pete Carroll	24	8	0	.750
3.	Mike McCarthy	28	11	0	.718
4.	Mike Tomlin	30	12	0	.714
5.	Sean Payton	25	11	0	.694

- Tomlin's 44 road games coached in primetime are tied for the third-most in the NFL since the start of the 2000 season.

MOST ROAD PRIMETIME GAMES – SINCE 2000

RANK	COACH	GAMES
1.	Andy Reid	59
2.	Bill Belichick	51
3.	Mike Tomlin	44
	Mike McCarthy	44
5.	John Harbaugh	38

- Tomlin's 23 road wins in primetime games are third-most in the NFL since the start of the 2000 season.

MOST ROAD PRIMETIME WINS – SINCE 2000

RANK	COACH	WINS
1.	Andy Reid	35
2.	Bill Belichick	30
3.	Mike Tomlin	23
4.	John Harbaugh	22
5.	Mike McCarthy	17

- Tomlin's .523 winning percentage in road primetime games is fifth-best in the NFL since the start of the 2000 season (min. 25 games).

BEST ROAD PRIMETIME WIN PCT. – SINCE 2000 (MIN. 25)

RANK	COACH	W	L	T	WIN PCT.
1.	Andy Reid	35	24	0	.593
2.	Bill Belichick	30	21	0	.588
3.	John Harbaugh	22	16	0	.579
4.	Sean Payton	16	13	0	.552
5.	Mike Tomlin	23	21	0	.523

TOMLIN ON SUNDAY NIGHT FOOTBALL

- **Mike Tomlin** has guided the Steelers to a 22-17 (.564) record in Sunday Night Football contests, including 11-9 (.550) at Acrisure Stadium and 11-8 (.579) on the road.
- His 39 Sunday Night Football games coached are the fourth-most since 2000.

MOST SNF GAMES – SINCE 2000

RANK	COACH	GAMES
1.	Andy Reid	49
2.	Bill Belichick	42
3.	Mike McCarthy	40
4.	Mike Tomlin	39
5.	Jason Garrett	31
	Tom Coughlin	31

- His 22 wins on SNF are the third-most since 2000.

MOST SNF WINS – SINCE 2000

RANK	COACH	WINS
1.	Andy Reid	29
2.	Bill Belichick	24
3.	Mike Tomlin	22
4.	Mike McCarthy	21
5.	Jason Garrett	15

- His .564 win percentage on SNF is the fourth-highest since 2000 (min. 20 games).

BEST SNF WIN PCT. – SINCE 2000 (MIN. 20)

RANK	COACH	W	L	T	WIN PCT.
1.	John Harbaugh	14	7	0	.667
2.	Andy Reid	29	20	0	.592
3.	Bill Belichick	24	18	0	.571
4.	Mike Tomlin	22	17	0	.564
5.	Mike McCarthy	21	19	0	.525

- His 20 SNF home games coached are the second-most since 2000.

MOST HOME SNF GAMES – SINCE 2000

RANK	COACH	GAMES
1.	Bill Belichick	21
2.	Mike Tomlin	20
3.	Andy Reid	19
4.	Mike McCarthy	17
	Jason Garrett	17

- His 11 home wins on SNF are tied for the fourth-most since 2000.

MOST HOME SNF WINS – SINCE 2000

RANK	COACH	WINS
1.	Bill Belichick	13
	Mike McCarthy	13
3.	Andy Reid	12
4.	Mike Tomlin	11
	Jason Garrett	11

- His 19 SNF road games coached are the fourth-most since 2000.

MOST ROAD SNF GAMES – SINCE 2000

RANK	COACH	GAMES
1.	Andy Reid	30
2.	Mike McCarthy	23
3.	Bill Belichick	21
4.	Mike Tomlin	19
5.	Tom Coughlin	16

- His 11 road wins on SNF are tied for the second-most since 2000.

MOST ROAD SNF WINS – SINCE 2000

RANK	COACH	WINS
1.	Andy Reid	17
2.	Mike Tomlin	11
	Bill Belichick	11
4.	Mike McCarthy	8
5.	Matt LaFleur	6

- His .579 road win percentage on SNF is the highest since 2000 (min. 10 games).

BEST ROAD SNF WIN PCT. – SINCE 2000 (MIN. 10)

RANK	COACH	W	L	T	WIN PCT.
1.	Andy Reid	6	3	1	.650
2.	Mike Tomlin	11	8	0	.579
3.	Andy Reid	17	13	0	.567
4.	Bill Belichick	11	10	0	.524
5.	John Harbaugh	5	5	0	.500

TOMLIN IN ONE-SCORE GAMES

- **Mike Tomlin** has guided Pittsburgh to a 108-66-2 (.619) record in regular-season games decided by one score (eight points or less).
- Tomlin's 108 regular-season wins in games decided by one score are the third-most in the League since the 1970 AFL-NFL merger.

MOST WINS IN ONE-SCORE GAMES – SINCE 1970

RANK	COACH	WINS
1.	Andy Reid	121
2.	Bill Belichick	120
3.	Mike Tomlin	108
4.	Don Shula	106
5.	Dan Reeves	105

- Tomlin's .619 regular-season win percentage in games decided by one score is the best in the NFL since the 1970 AFL-NFL merger (min. 100 games).

BEST WIN PCT. IN ONE-SCORE GAMES – SINCE 1970 (MIN. 100)

RANK	COACH	W	L	T	WIN PCT.
1.	Mike Tomlin	108	66	2	.619
2.	Tony Dungy	67	42	0	.615
3.	Don Shula	106	67	2	.612
4.	Marty Schottenheimer	98	66	1	.597
5.	Bud Grant	67	45	2	.596

- Tomlin's 108 regular-season wins in games decided by one score are the second-most in the NFL among active coaches.

MOST WINS IN ONE-SCORE GAMES – ACTIVE

RANK	COACH	WINS
1.	Andy Reid	121
2.	Mike Tomlin	108
3.	Pete Carroll	83
4.	John Harbaugh	76
5.	Sean Payton	73

- Tomlin's .619 regular-season win percentage in games decided by one score is the best in the NFL among active coaches (min. 50 games).

BEST WIN PCT. IN ONE-SCORE GAMES – ACTIVE (MIN. 50)

RANK	COACH	W	L	T	WIN PCT.
1.	Mike Tomlin	108	66	2	.619
2.	Matt LaFleur	34	23	1	.595
3.	Sean McVay	40	28	0	.588
4.	Mike Vrabel	34	25	0	.576
5.	Sean McDermott	37	29	0	.561

TOMLIN AWAY FROM ACRISURE STADIUM

- **Mike Tomlin** has guided Pittsburgh to a 83-65-1 (.560) regular-season road record.
- Tomlin earned his 75th regular-season road win in Week 17 of 2023 at Seattle. He is the only head coach in franchise history with 75 or more regular-season road wins.
- Tomlin has led Pittsburgh to at least four road wins in 12 of his first 18 seasons as the team's head coach and five road wins in 10 of his 18 at the helm.
- Tomlin's 83 regular-season road wins are tied for the eighth-most in NFL history.

MOST ROAD WINS – NFL HISTORY

RANK	COACH	WINS
1.	Don Shula	145
2.	Bill Belichick	138
3.	George Halas	136
4.	Andy Reid	135
5.	Tom Landry	112
6.	Curly Lambeau	101
7.	Marty Schottenheimer	85
8.	Mike Tomlin	83
	Sean Payton	83
10.	Jeff Fisher	80

- Tomlin's 83 regular-season road wins are tied for the fifth-most since the 1970 AFL-NFL merger.

MOST ROAD WINS – SINCE 1970

RANK	COACH	WINS
1.	Bill Belichick	138
2.	Andy Reid	135
3.	Don Shula	111
4.	Marty Schottenheimer	85
5.	Mike Tomlin	83
	Sean Payton	83
7.	Tom Landry	81
8.	Jeff Fisher	80
9.	Tom Coughlin	78
10.	Bill Parcells	75
	Dan Reeves	75

- Tomlin's .560 regular-season road win percentage is the ninth-best in NFL history (min. 100 games).

BEST ROAD WIN PCT. – NFL HISTORY (MIN. 100)

RANK	COACH	W	L	T	WIN PCT.
1.	Andy Reid	135	78	1	.633
2.	George Halas	136	87	11	.610
3.	Don Shula	145	97	3	.599
4.	Bill Belichick	138	95	0	.592
5.	Tony Dungy	61	43	0	.587
6.	Sean Payton	83	60	0	.580
7.	Curly Lambeau	101	77	13	.567
8.	Paul Brown	74	57	5	.565
9.	Mike Tomlin	83	65	1	.560
10.	Bud Grant	71	56	2	.559

- Tomlin's .560 regular-season road win percentage is tied for the seventh-best since the 1970 AFL-NFL merger (min. 100 games).

BEST ROAD WIN PCT. – SINCE 1970 (MIN. 100)

RANK	COACH	W	L	T	WIN PCT.
1.	Andy Reid	135	78	1	.633
2.	Bill Belichick	138	95	0	.592
3.	Tony Dungy	61	43	0	.587
4.	Sean Payton	83	60	0	.580
5.	Tom Landy	81	59	0	.579
6.	Don Shula	111	85	1	.566
7.	Mike Tomlin	83	65	1	.560
	Bud Grant	60	47	1	.560
9.	Joe Gibbs	69	56	0	.552
10.	Bill Cowher	64	56	0	.533

- Tomlin's 83 regular-season road wins are tied for the second-most among active coaches.

MOST ROAD WINS – ACTIVE COACH

RANK	COACH	WINS
1.	Andy Reid	135
2.	Mike Tomlin	83
	Sean Payton	83
4.	John Harbaugh	74
5.	Pete Carroll	73

- Tomlin's .564 regular-season road win percentage is sixth-best among active coaches (min. 50 games).

BEST ROAD WIN PCT. – ACTIVE COACH (MIN. 50)

RANK	COACH	W	L	T	WIN PCT.
1.	Andy Reid	135	78	1	.633
2.	Sean McVay	42	28	0	.600
3.	Matt LaFleur	31	22	1	.583
4.	Sean Payton	83	60	0	.580
5.	Sean McDermott	39	29	0	.574
6.	Mike Tomlin	83	65	1	.560

- Including the postseason, Tomlin has a .545 road win percentage (85-71-1) during his 19 years.

TOMLIN VS. AFC

- During his career, **Mike Tomlin's** regular-season record against the AFC is 138-82-1 (.627).
- Including the postseason, Tomlin has a .611 win percentage (145-92-1) against the AFC during his 19 years.
- Tomlin's 138 regular-season wins against the AFC are tied for the fifth-most in the League since the 1970 AFL-NFL merger.

MOST WINS VS. AFC – SINCE 1970

RANK	COACH	WINS
1.	Bill Belichick	227
2.	Don Shula	190
3.	Chuck Noll	147
4.	Marty Schottenheimer	142
5.	Mike Tomlin	138
	Andy Reid	138
7.	John Harbaugh	125
8.	Mike Shanahan	116
9.	Bill Cowher	115
10.	Marv Levy	112

- Tomlin's .627 regular-season win percentage against the AFC is the seventh-best in the League since the 1970 AFL-NFL merger (min. 100 games).

BEST WIN PCT. VS. AFC – SINCE 1970 (MIN. 100)

RANK	COACH	W	L	T	WIN PCT.
1.	Tony Dungy	79	29	0	.731
2.	John Madden	70	26	5	.724
3.	Andy Reid	138	66	1	.676
4.	Bill Belichick	227	121	0	.652
5.	Don Shula	190	111	2	.631
6.	Bill Cowher	115	68	0	.628
7.	Mike Tomlin	138	82	1	.627
8.	Marty Schottenheimer	142	95	1	.599
9.	John Harbaugh	125	84	0	.598
10.	Chuck Noll	147	105	1	.583

- Tomlin's 138 regular-season wins against the AFC are tied for the most in the NFL by an active coach.

MOST WINS VS. AFC – ACTIVE

RANK	COACH	WINS
1.	Mike Tomlin	138
	Andy Reid	138
3.	John Harbaugh	125
4.	Sean McDermott	64
5.	Pete Carroll	63

- Tomlin's .627 regular-season win percentage against the AFC is third-best in the NFL by an active coach (min. 50).

BEST WIN PCT. VS. AFC – ACTIVE (MIN. 50)

RANK	COACH	W	L	T	WIN PCT.
1.	Andy Reid	138	66	1	.676
2.	Sean McDermott	64	36	0	.640
3.	Mike Tomlin	138	82	1	.627
4.	John Harbaugh	125	84	0	.598
5.	Sean Payton	51	40	0	.560

- Tomlin's regular-season home record against the AFC is 77-33 (.700).
- Tomlin's 77 regular-season home wins against the AFC are fifth-most in the League since the 1970 AFL-NFL merger.

MOST HOME WINS VS. AFC – SINCE 1970

RANK	COACH	WINS
1.	Bill Belichick	126
2.	Don Shula	110
3.	Chuck Noll	91
4.	Marty Schottenheimer	84
5.	Mike Tomlin	77
6.	Andy Reid	73
7.	John Harbaugh	72
8.	Mike Shanahan	68
9.	Chuck Knox	67
10.	Bill Cowher/Dan Reeves/Marv Levy	64

- Tomlin's .700 regular-season home win percentage against the AFC is the eighth-best in the League since the 1970 AFL-NFL merger (min. 75 games).

BEST HOME WIN PCT. VS. AFC – SINCE 1970 (MIN. 75)

RANK	COACH	W	L	T	WIN PCT.
1.	Don Shula	110	41	1	.727
2.	Bill Belichick	126	48	0	.724
3.	Chuck Noll	91	36	0	.717
4.	Andy Reid	73	29	0	.716
5.	Chuck Knox	67	27	0	.713
6.	Marty Schottenheimer	84	34	0	.712
7.	Bill Cowher	64	26	0	.711
8.	Mike Tomlin	77	33	0	.700
9.	Dan Reeves	64	28	0	.696
10.	John Harbaugh	72	32	0	.692

- Tomlin's regular-season road record against the AFC is 61-49-1 (.554).
- Tomlin's 61 regular-season road wins against the AFC are the fourth-most in the League since the 1970 AFL-NFL merger.

MOST ROAD WINS VS. AFC – SINCE 1970

RANK	COACH	WINS
1.	Bill Belichick	101
2.	Don Shula	80
3.	Andy Reid	65
4.	Mike Tomlin	61
5.	Marty Schottenheimer	58
6.	Chuck Noll	56
7.	John Harbaugh	53
8.	Bill Cowher	51
9.	Jeff Fisher	49
10.	Mike Shanahan/Marv Levy	48

- Tomlin's .554 regular-season road win percentage against the AFC is the third-best in the League since the 1970 AFL-NFL merger (min. 75 games).

BEST ROAD WIN PCT. VS. AFC – SINCE 1970 (MIN. 75)

RANK	COACH	W	L	T	WIN PCT.
1.	Andy Reid	65	37	1	.636
2.	Bill Belichick	101	73	0	.580
3.	Mike Tomlin	61	49	1	.554
4.	Bill Cowher	51	42	0	.548
5.	Don Shula	80	70	1	.533
6.	John Harbaugh	53	52	0	.505
7.	Marty Schottenheimer	58	61	1	.487
8.	Mike Shanahan	48	52	0	.480
	Marv Levy	48	52	0	.480
10.	Jeff Fisher	49	59	0	.454

AUTUMN CARRIES MORE (BLACK) GOLD IN ITS POCKET

- **Mike Tomlin** has guided the Steelers to a 46-24-1 (.655) record in November.
- His .654 win percentage in November is fourth-best in the NFL since the 1970 AFL-NFL merger (min. 50 games).

BEST NOVEMBER WIN PCT. – SINCE 1970 (MIN. 50)

RANK	COACH	W	L	T	WIN PCT.
1.	Tony Dungy	42	14	0	.750
2.	John Harbaugh	48	20	0	.706
3.	Marty Schottenheimer	56	29	1	.657
4.	Mike Tomlin	46	24	1	.655
5.	Sean Payton	45	24	0	.652

- His 46 wins in November are the third-most in the NFL by an active coach.

MOST NOVEMBER WINS – ACTIVE

RANK	COACH	WINS
1.	Andy Reid	66
2.	John Harbaugh	48
3.	Mike Tomlin	46
4.	Sean Payton	45
5.	Pete Carroll	38

- His .655 win percentage in November is the second-best in the NFL by an active coach (min. 25 games).

BEST NOVEMBER WIN PCT. – ACTIVE (MIN. 25)

RANK	COACH	W	L	T	WIN PCT.
1.	John Harbaugh	48	20	0	.706
2.	Mike Tomlin	46	24	1	.655
3.	Sean Payton	45	24	0	.625
4.	Andy Reid	66	38	1	.633
5.	Sean McDermott	19	13	0	.594

- Tomlin is 24-9-1 (.721) in November home games.
- His 24 home wins in November are the third-most in the NFL by an active coach.

MOST NOVEMBER HOME WINS – ACTIVE

RANK	COACH	WINS
1.	Andy Reid	35
2.	John Harbaugh	29
3.	Mike Tomlin	24
4.	Sean Payton	23
5.	Pete Carroll	22

- His .721 home win percentage in November is the second-best in the NFL by an active coach (min. 12 games).

BEST NOVEMBER HOME WIN PCT. – ACTIVE (MIN. 12)

RANK	COACH	W	L	T	WIN PCT.
1.	John Harbaugh	29	7	0	.806
2.	Mike Tomlin	24	9	1	.721
3.	Matt LaFleur	10	4	0	.714
4.	Sean Payton	23	10	0	.697
5.	Sean McDermott	11	5	0	.688

- Tomlin is 22-15 (.595) in November road games.
- His 22 road wins in November are tied for the second-most in the NFL by an active coach.

MOST NOVEMBER ROAD WINS – ACTIVE

RANK	COACH	WINS
1.	Andy Reid	31
2.	Mike Tomlin	22
	Sean Payton	22
4.	John Harbaugh	19
5.	Pete Carroll	16

- His .595 road win percentage in November is the third-best in the NFL by an active coach (min. 12 games).

BEST NOVEMBER ROAD WIN PCT. – ACTIVE (MIN. 12)

RANK	COACH	W	L	T	WIN PCT.
1.	Sean Payton	22	14	0	.611
2.	Andy Reid	31	20	1	.606
3.	Mike Tomlin	22	15	0	.595
4.	John Harbaugh	19	13	0	.594
5.	Sean McDermott	8	8	0	.500
	Dan Quinn	5	5	0	.500

TOMLIN VS. NFC

- During his career, **Mike Tomlin's** regular-season record against the NFC is 50-28-1 (.639).
- Including the postseason, Tomlin has a .636 winning percentage (51-29-1) against the NFC during his 19 years.
- His 50 regular-season wins against the NFC are tied for the fourth-most by an AFC coach since the 1970 AFL-NFL merger.

MOST WINS VS. NFC BY AFC COACH – SINCE 1970

RANK	COACH	WINS
1.	Bill Belichick	75
2.	Don Shula	67
3.	Marty Schottenheimer	52
4.	Mike Tomlin	50
	John Harbaugh	50

- His .639 regular-season win percentage against the NFC is the sixth-best by an AFC coach since the 1970 AFL-NFL merger (min. 50 games).

BEST WIN PCT. VS. NFC BY AFC COACH – SINCE 1970 (MIN. 50)

RANK	COACH	W	L	T	WIN PCT.
1.	Don Shula	67	22	0	.753
2.	Andy Reid	41	15	0	.732
3.	Marty Schottenheimer	52	25	0	.675
4.	John Harbaugh	50	25	0	.667
	Jeff Fisher	44	22	0	.667
6.	Mike Tomlin	50	28	1	.639
7.	Bill Belichick	75	44	0	.630
8.	Bill Cowher	34	22	1	.605
9.	Marvin Lewis	37	24	3	.602
10.	Mike Shanahan	36	24	0	.600
	Chuck Noll	45	30	0	.600

- His 50 regular-season wins against the NFC are tied for the most by an active AFC coach.

MOST WINS VS. NFC BY AFC COACH – ACTIVE

RANK	COACH	WINS
1.	Mike Tomlin	50
	John Harbaugh	50
3.	Andy Reid	41
4.	Sean McDermott	28
5.	Mike Vrabel	20

- His .639 regular-season win percentage against the NFC is the fifth-best by an active AFC coach (min. 25 games).

BEST WIN PCT. VS. NFC BY AFC COACH – ACTIVE (MIN. 25)

RANK	COACH	W	L	T	WIN PCT.
1.	Andy Reid	41	15	0	.732
2.	Sean McDermott	28	11	0	.718
3.	John Harbaugh	50	25	0	.667
	Mike Vrabel	20	10	0	.667
5.	Mike Tomlin	50	28	1	.639

- His regular-season home record against the NFC is 28-12-1 (.695).
- His 28 regular-season home wins against the NFC are tied for the fourth-most by an AFC coach since the 1970 AFL-NFL merger.

MOST HOME WINS VS. NFC BY AFC COACH – SINCE 1970

RANK	COACH	WINS
1.	Bill Belichick	38
2.	Don Shula	36
3.	John Harbaugh	29
4.	Mike Tomlin	28
	Marty Schottenheimer	28

- His .695 regular-season home win percentage against the NFC is the ninth-highest by an AFC coach since the 1970 AFL-NFL merger (min. 25 games).

BEST HOME WIN PCT. VS. NFC BY AFC COACH – SINCE 1970 (MIN. 25)

RANK	COACH	W	L	T	WIN PCT.
1.	Don Shula	36	7	0	.837
2.	Andy Reid	23	6	0	.793
3.	John Harbaugh	29	10	0	.744
4.	Chuck Noll	27	10	0	.730
5.	Marty Schottenheimer	28	11	0	.718
6.	Bill Cowher	21	8	1	.717
7.	Marvin Lewis	21	8	3	.703
8.	Mike Shanahan	21	9	0	.700
9.	Mike Tomlin	28	12	1	.695
10.	Marv Levy	19	9	0	.679

- His 28 regular-season home wins against the NFC are the second-most by an active AFC coach.

MOST HOME WINS VS. NFC BY AFC COACH – ACTIVE

RANK	COACH	WINS
1.	John Harbaugh	29
2.	Mike Tomlin	28
3.	Andy Reid	23
4.	Sean McDermott	15
5.	Mike Vrabel	11

- His .695 regular-season home win percentage against the NFC is the fourth-best by an active AFC coach (min. 12 games).

BEST HOME WIN PCT. VS. NFC BY AFC COACH – ACTIVE (MIN. 12)

RANK	COACH	W	L	T	WIN PCT.
1.	Andy Reid	23	6	0	.793
2.	Sean McDermott	15	4	0	.789
3.	John Harbaugh	29	10	0	.744
4.	Mike Tomlin	28	12	1	.695
5.	Mike Vrabel	11	5	0	.695

- His regular-season road record against the NFC is 22-16 (.579).
- His 22 regular-season road wins against the NFC are tied for the fourth-most by an AFC coach since the 1970 AFL-NFL merger.

MOST ROAD WINS VS. NFC BY AFC COACH – SINCE 1970

RANK	COACH	WINS
1.	Bill Belichick	37
2.	Don Shula	31
3.	Marty Schottenheimer	24
4.	Mike Tomlin	22
	Jeff Fisher	22

- His .579 regular-season road win percentage against the NFC is seventh-best by an AFC coach since the 1970 AFL-NFL merger (min. 25 games).

BEST ROAD WIN PCT. VS. NFC BY AFC COACH – SINCE 1970 (MIN. 25)

RANK	COACH	W	L	T	WIN PCT.
1.	Jeff Fisher	22	10	0	.688
2.	Don Shula	31	15	0	.674
3.	Andy Reid	18	9	0	.667
4.	Marty Schottenheimer	24	14	0	.632
5.	Bill Belichick	37	22	0	.627
6.	John Harbaugh	21	15	0	.583
7.	Mike Tomlin	22	16	0	.579
8.	Marvin Lewis	16	16	0	.500
	Mike Shanahan	15	15	0	.500
10.	Bill Cowher	13	14	0	.481

- Tomlin's 22 regular-season road wins against the NFC are most by an active AFC coach.

MOST ROAD WINS VS. NFC BY AFC COACH – ACTIVE

RANK	COACH	WINS
1.	Mike Tomlin	22
2.	John Harbaugh	21
3.	Andy Reid	18
4.	Sean McDermott	13
5.	Mike Vrabel	9

- Tomlin's .579 regular-season road winning percentage against the NFC is the fifth-best by an active AFC coach (min. 10 games).

BEST ROAD WIN PCT. VS. NFC BY AFC COACH – ACTIVE (MIN. 10)

RANK	COACH	W	L	T	WIN PCT.
1.	Andy Reid	18	9	0	.667
2.	Sean McDermott	13	7	0	.650
3.	Mike Vrabel	9	5	0	.643
4.	John Harbaugh	21	15	0	.583
5.	Mike Tomlin	22	16	0	.579

TOMLIN AT ACRISURE STADIUM

- **Mike Tomlin** has guided Pittsburgh to a 105-45-1 (.699) regular-season record at Acrisure Stadium.
- Tomlin and joined **Chuck Noll** (119) as the only head coaches in Steelers history with at least 100 regular-season home victories.
- Tomlin has led Pittsburgh to at least six home wins in 10 of his 18 at the helm.
- His 105 regular-season home victories are the second-most in the NFL by an active coach.

MOST REGULAR-SEASON HOME WINS – ACTIVE

RANK	COACH	WINS
1.	Andy Reid	143
2.	Mike Tomlin	105
3.	John Harbaugh	101
4.	Pete Carroll	99
5.	Sean Payton	94

- His .699 regular-season home winning percentage is the fourth-highest in the NFL by an active coach (min. 50 games).

BEST REGULAR-SEASON HOME WIN PCT. – ACTIVE (MIN. 50)

RANK	COACH	W	L	T	WIN PCT.
1.	Matt LaFleur	41	13	0	.759
2.	Sean McDermott	53	18	0	.746
3.	John Harbaugh	101	42	0	.706
4.	Mike Tomlin	105	45	1	.699
5.	Sean Payton	94	47	0	.667

- His 105 regular-season home victories are the 11th-most in NFL history.

MOST REGULAR-SEASON HOME WINS – NFL HISTORY

RANK	COACH	WINS
1.	Don Shula	183
2.	George Halas	182
3.	Bill Belichick	164
4.	Andy Reid	143
5.	Tom Landry	138
6.	Curly Lambeau	125
7.	Chuck Noll	119
8.	Dan Reeves	115
	Marty Schottenheimer	115
10.	Chuck Knox	113
11.	Mike Tomlin	105

- Tomlin's 105 regular-season home wins are the eighth-most since the 1970 AFL-NFL merger.

MOST HOME WINS – SINCE 1970

RANK	COACH	WINS
1.	Bill Belichick	164
2.	Don Shula	146
3.	Andy Reid	143
4.	Chuck Noll	118
5.	Dan Reeves	115
	Marty Schottenheimer	115
7.	Chuck Knox	113
8.	Mike Tomlin	105
9.	Tom Landry	102
10.	Mike Holmgren	101
	John Harbaugh	101

- His .699 winning percentage in regular-season home games is the 10th-highest in NFL history (min. 100 games coached).

BEST REGULAR-SEASON HOME WIN PCT. IN NFL HISTORY (MIN. 100)

RANK	COACH	W	L	T	WIN PCT.
1.	Don Shula	183	59	3	.755
2.	Tony Dungy	78	26	0	.750
3.	George Halas	182	61	20	.749
4.	Mike Holmgren	101	35	0	.743
5.	Bill Cowher	85	34	1	.713
6.	Marty Schottenheimer	115	48	0	.706
	John Harbaugh	101	42	0	.706
8.	Mike McCarthy	100	42	2	.701
	Bill Belichick	164	70	0	.701
10.	Mike Tomlin	105	45	1	.699

- Tomlin's .699 regular-season home win percentage is the 11th-best in since the 1970 AFL-NFL merger (min. 100 games).

BEST HOME WIN PCT. – SINCE 1970 (MIN. 100)

RANK	COACH	W	L	T	WIN PCT.
1.	Don Shula	146	48	1	.751
2.	Tony Dungy	78	26	0	.750
3.	Mike Holmgren	101	35	0	.743
4.	Tom Landry	102	38	0	.729
5.	Chuck Noll	118	46	0	.720
6.	Bill Cowher	85	34	1	.713
7.	Marty Schottenheimer	115	48	0	.706
	John Harbaugh	101	42	0	.706
9.	Mike McCarthy	100	42	2	.701
	Bill Belichick	164	70	0	.701
11.	Mike Tomlin	105	45	1	.699

CONTROLLING THE NORTH

- **Mike Tomlin** is 74-35-1 (.677) in the regular season against AFC North opponents during his career.
- Tomlin's 74 regular-season wins against the AFC North are the most by any head coach since the AFC North was adopted when the NFL realigned divisions in 2002.

MOST AFC NORTH WINS

RANK	COACH	WINS
1.	Mike Tomlin	74
2.	John Harbaugh	61
3.	Marvin Lewis	49
4.	Bill Belichick	33
5.	Andy Reid	24

- Tomlin's .677 regular-season win percentage against the AFC North is the third-best by any head coach since the AFC North was adopted when the NFL realigned divisions in 2002 (min. 25 games).

BEST WIN PCT. VS. AFC NORTH (MIN. 25)

RANK	COACH	W	L	T	WIN PCT.
1.	Bill Belichick	33	10	0	.767
2.	Bill Cowher	21	9	0	.700
3.	Mike Tomlin	74	35	1	.677
4.	Andy Reid	24	12	1	.662
5.	John Harbaugh	61	42	0	.592

- Tomlin's .677 regular-season intradivision win percentage is the fourth-best in the League since the 1970 AFL-NFL merger (min. 100 games).

BEST INTRADIVISION WIN PCT. – SINCE 1970 (MIN. 100)

RANK	COACH	W	L	T	WIN PCT.
1.	Bud Grant	69	31	1	.688
2.	Tom Landry	101	46	0	.687
3.	Mike McCarthy	71	33	2	.679
4.	Mike Tomlin	74	35	1	.677
5.	Andy Reid	109	55	0	.665

- Tomlin has finished with a .500 or better record against AFC North opponents during the regular season in 17 of his 18 NFL seasons, including winning at least four games in 12 campaigns.

TOMLIN VS. AFC NORTH

SEASON	RECORD	SEASON	RECORD
2025	1-1	2015	3-3
2024	3-3	2014	4-2
2023	5-1	2013	4-2
2022	3-3	2012	3-3
2021	4-2	2011	4-2
2020	4-2	2010	5-1
2019	3-3	2009	2-4
2018	4-1-1	2008	6-0
2017	6-0	2007	5-1
2016	5-1		

- Tomlin has registered 28 regular-season victories vs. Cleveland.
- His 28 regular-season victories vs. Cleveland are the most by a head coach against the Browns in NFL history.

MOST REGULAR-SEASON WINS VS. CLEVELAND – SINCE 1950

RANK	COACH	WINS
1.	Mike Tomlin	28
2.	John Harbaugh	27
3.	Chuck Noll	25
4.	Marvin Lewis	22
5.	Bill Cowher	19

- Tomlin's .770 regular-season winning percentage vs. Cleveland is the third-highest by a head coach against the Browns in NFL history (min. 15 games).

BEST REGULAR-SEASON WIN PCT. VS. CLEVELAND – SINCE 1950 (MIN. 15)

RANK	COACH	W	L	T	WIN PCT.
1.	Bill Cowher	19	5	0	.792
2.	John Harbaugh	27	8	0	.771
3.	Mike Tomlin	28	8	1	.770
4.	Marvin Lewis	22	10	0	.688
5.	Brian Billick	11	7	0	.611

- Tomlin has registered 26 regular-season victories vs. Cincinnati.
- His 26 regular-season victories vs. Cincinnati are the most by a head coach against the Bengals in NFL history.

MOST REGULAR-SEASON WINS VS. CINCINNATI – SINCE 1970

RANK	COACH	WINS
1.	Mike Tomlin	26
2.	Chuck Noll	22
3.	Bill Cowher	21
4.	John Harbaugh	19
5.	Bill Belichick	16

- Tomlin's .703 regular-season winning percentage vs. Cincinnati is fourth-highest by a head coach against the Bengals in NFL history (min. 15 games).

BEST REGULAR-SEASON WIN PCT. VS. CINCINNATI – SINCE 1970 (MIN. 15)

RANK	COACH	W	L	T	WIN PCT.
1.	Bill Belichick	16	5	0	.762
2.	Mike Tomlin	26	11	0	.703
3.	Bill Cowher	21	9	0	.700
4.	Jeff Fisher	13	7	0	.650
5.	Tom Coughlin	11	7	0	.611

- His 28 regular-season victories vs. Cleveland are the seventh-most by a head coach vs. a single opponent since the 1970 AFL-NFL merger.
- His 26 regular-season victories vs. Cincinnati are tied for the 12th-most by a head coach vs. a single opponent since the 1970 AFL-NFL merger.

MOST REGULAR-SEASON WINS VS. SINGLE OPPONENT – SINCE 1970

RANK	COACH	OPP.	WINS
1.	Bill Belichick	N.Y. Jets	38 (38-11)
2.	Bill Belichick	Buffalo Bills	37 (37-11)
3.	Don Shula	Buffalo Bills	35 (35-17)
	Don Shula	Indianapolis Colts	35 (35-17)
5.	Don Shula	New England Patriots	32 (32-19)
6.	Don Shula	N.Y. Jets	30 (30-21-1)
7.	Mike Tomlin	Cleveland Browns	28 (28-8-1)
8.	Chuck Noll	Houston Oilers	27 (27-16)
	Bill Belichick	Miami Dolphins	27 (27-22)
	Tom Landry	Philadelphia Eagles	27 (27-10)
	John Harbaugh	Cleveland Browns	27 (27-8)
12.	Mike Tomlin	Cincinnati Bengals	26 (26-10)
	Tom Landry	Arizona Cardinals	26 (26-11)
	Tom Landry	N.Y. Giants	26 (26-10)
	Marty Schottenheimer	Las Vegas Raiders	26 (26-7)

TOMLIN VS. ROOKIE STARTING QB

- Pittsburgh is 27-6 (.818) in the regular season under head coach **Mike Tomlin** when facing a rookie starting QB.
- Tomlin's 27 victories when facing a rookie starting QB are the most since the 1970 AFL-NFL merger.

MOST WINS VS. ROOKIE STARTING QB – SINCE 1970

RANK	COACH	WINS
1.	Mike Tomlin	27
2.	Sean Payton	26
3.	Bill Belichick	25
	John Harbaugh	25
5.	Andy Reid	23

- Tomlin's .818 winning percentage when facing a rookie starting QB is second-highest since the 1970 AFL-NFL merger (min. 20 games).

HIGHEST WIN PCT VS. ROOKIE STARTING QB – SINCE 1970 (MIN. 20)

RANK	COACH	W	L	T	WIN PCT.
1.	Don Shula	19	4	0	.826
2.	Mike Tomlin	27	6	0	.818
3.	Pete Carroll	18	5	0	.783
4.	John Harbaugh	25	7	0	.781
5.	Marty Schottenheimer	15	5	0	.750

TOMLIN FOLLOWING BYE WEEK

- **Mike Tomlin** has guided the Steelers to a 15-4 (.789) record in games following a bye week, including 7-1 (.875) at Acrisure Stadium and 8-3 (.727) on the road.
- Tomlin's 15 wins following a bye week are tied for the second-most in the NFL by an active coach.

MOST VICTORIES FOLLOWING A BYE WEEK – ACTIVE

RANK	COACH	WINS
1.	Andy Reid	22
2.	Mike Tomlin	15
	John Harbaugh	15
4.	Sean Payton	11
5.	Sean McDermott	9

- Tomlin's .789 win percentage following a bye week is the third-best in the NFL by an active coach (min. 10 games played).

BEST WIN PCT. FOLLOWING A BYE WEEK – ACTIVE (MIN. 10)

RANK	COACH	W	L	T	WIN PCT.
1.	Andy Reid	22	4	0	.846
2.	John Harbaugh	15	3	0	.833
3.	Mike Tomlin	15	4	0	.789
4.	Sean Payton	11	6	0	.647
5.	Pete Carroll	8	11	0	.421

- Tomlin's seven home victories following a bye week are tied for the fourth-most in the NFL by an active coach.

MOST HOME VICTORIES FOLLOWING A BYE WEEK – ACTIVE

RANK	COACH	WINS
1.	Andy Reid	13
2.	John Harbaugh	11
3.	Sean Payton	8
4.	Mike Tomlin	7
	Sean McDermott	7

- Tomlin's .875 home winning percentage following a bye week is the second-highest in the NFL by an active coach (min. seven games played).

BEST HOME WIN PCT. FOLLOWING A BYE WEEK – ACTIVE (MIN. 7)

RANK	COACH	W	L	T	WIN PCT.
1.	Sean McDermott	7	0	0	1.000
2.	Mike Tomlin	7	1	0	.875
3.	Andy Reid	13	2	0	.867
4.	John Harbaugh	11	2	0	.833
5.	Sean Payton	8	3	0	.727

- Tomlin's eight road victories following a bye week are the second-most in the NFL by an active coach.

MOST ROAD VICTORIES FOLLOWING A BYE WEEK – ACTIVE

RANK	COACH	WINS
1.	Andy Reid	9
2.	Mike Tomlin	8
3.	Pete Carroll	6
4.	John Harbaugh	4
5.	Five different coaches tied with	3

- Tomlin's .727 road winning percentage following a bye week is the third-highest in the NFL by an active coach (min. five games played).

BEST ROAD WIN PCT. FOLLOWING A BYE WEEK – ACTIVE (MIN. 5)

RANK	COACH	W	L	T	WIN PCT.
1.	Andy Reid	9	2	0	.818
2.	John Harbaugh	4	1	0	.800
3.	Mike Tomlin	8	3	0	.727
4.	Dan Campbell	3	1	1	.700
5.	Sean Payton	3	3	0	.500

- Tomlin's 15 victories following a bye week each are tied for the third-most in the NFL since 1990.

MOST VICTORIES FOLLOWING A BYE WEEK – SINCE 1990

RANK	COACH	WINS
1.	Andy Reid	22
2.	Bill Belichick	18
3.	Mike Tomlin	15
	John Harbaugh	15
5.	Mike McCarthy	12
	Tom Coughlin	12

- Tomlin's .789 winning percentage following a bye week is the third-highest in the NFL since 1990 (min. 15 games).

BEST WIN PCT. FOLLOWING A BYE WEEK – SINCE 1990 (MIN. 15)

RANK	COACH	W	L	T	WIN PCT.
1.	Andy Reid	22	4	0	.846
2.	John Harbaugh	15	3	0	.833
3.	Mike Tomlin	15	4	0	.789
4.	Marty Schottenheimer	11	5	0	.688
5.	Mike McCarthy	12	6	0	.667

OCTOBER REIGN

- **Mike Tomlin** has guided the Steelers to a 48-24 (.667) record in October.
- His 48 wins in October are the eighth-most in the NFL since the 1970 AFL-NFL merger.

MOST OCTOBER WINS – SINCE 1970

RANK	COACH	WINS
1.	Bill Belichick	83
2.	Don Shula	71
3.	Andy Reid	65
4.	Chuck Noll	57
5.	Sean Payton	54
6.	Chuck Knox	52
7.	Tom Coughlin	49
8.	Mike Tomlin	48
9.	Marty Schottenheimer	47
	Tom Landry	47

- His .667 win percentage in October is the fourth-best in the NFL since the 1970 AFL-NFL merger (min. 50 games).

BEST OCTOBER WIN PCT. – SINCE 1970 (MIN. 50)

RANK	COACH	W	L	T	WIN PCT.
1.	Sean Payton	54	17	0	.761
2.	Bill Cowher	40	17	0	.702
3.	Bill Belichick	83	36	0	.697
4.	Mike McCarthy	45	22	0	.672
5.	Don Shula	71	35	1	.668
6.	Mike Tomlin	48	24	0	.667

- His 48 wins in October are the third-most in the NFL by an active coach.

MOST OCTOBER WINS – ACTIVE

RANK	COACH	WINS
1.	Andy Reid	65
2.	Sean Payton	54
3.	Mike Tomlin	48
4.	Pete Carroll	43
5.	John Harbaugh	37

- His .667 win percentage in October is the third-best in the NFL by an active coach (min. 25 games).

BEST OCTOBER WIN PCT. – ACTIVE (MIN. 25)

RANK	COACH	W	L	T	WIN PCT.
1.	Sean Payton	54	17	0	.761
2.	Matt LaFleur	19	8	0	.704
3.	Mike Tomlin	48	24	0	.667
	Mike Vrabel	18	9	0	.667
5.	Sean McVay	23	13	0	.639

- Tomlin is 29-10 (.744) in October home games since 2007.
- His 29 home wins in October are the third-most in the NFL by an active coach.

MOST OCTOBER HOME WINS – ACTIVE

RANK	COACH	WINS
1.	Andy Reid	35
2.	Sean Payton	31
3.	Mike Tomlin	29
4.	Pete Carroll	20
5.	John Harbaugh	18

- His .744 home win percentage in October is the second-best in the NFL by an active coach (min. 15 games).

BEST OCTOBER HOME WIN PCT. – ACTIVE (MIN. 15)

RANK	COACH	W	L	T	WIN PCT.
1.	Sean Payton	31	7	0	.816
2.	Mike Tomlin	29	10	0	.744
3.	Sean McDermott	12	5	0	.706
4.	Pete Carroll	20	11	0	.645
5.	Andy Reid	35	19	0	.648

- Tomlin is 19-13 (.594) in October road games since 2007.
- His 19 road wins in October are tied for the fourth-most in the NFL by an active coach.

MOST OCTOBER ROAD WINS – ACTIVE

RANK	COACH	WINS
1.	Andy Reid	30
2.	Pete Carroll	23
	Sean Payton	23
4.	Mike Tomlin	19
	John Harbaugh	19

- His .576 road win percentage in October is the fifth-best in the NFL by an active coach (min. 15 games).

BEST OCTOBER ROAD WIN PCT. – ACTIVE (MIN. 15)

RANK	COACH	W	L	T	WIN PCT.
1.	Sean McVay	13	4	0	.765
2.	Sean Payton	23	10	0	.697
3.	Matt LaFleur	10	5	0	.667
4.	Andy Reid	30	22	0	.577
5.	Mike Tomlin	19	14	0	.576

TOMLIN IN DECEMBER

- **Mike Tomlin** has guided the Steelers to a 48-32 (.600) record in December.
- His 48 wins in December are seventh-most in the NFL since the 1970 AFL-NFL merger.

MOST DECEMBER WINS – SINCE 1970

RANK	COACH	WINS
1.	Bill Belichick	83
2.	Andy Reid	79
3.	Don Shula	59
4.	Mike McCarthy	50
	Marty Schottenheimer	50
6.	Jeff Fisher	49
7.	Mike Tomlin	48
8.	John Harbaugh	46
	Mike Holmgren	46
10.	Bill Parcells	45
	Dan Reeves	45

- His 48 wins in December are the second-most in the NFL by an active coach.

MOST DECEMBER WINS – ACTIVE

RANK	COACH	WINS
1.	Andy Reid	79
2.	Mike Tomlin	48
3.	John Harbaugh	46
4.	Sean Payton	42
5.	Sean Payton	41

- Tomlin is 31-14 (.689) in December home games.
- His 31 home wins in December are the second-most in the NFL by an active coach.

MOST DECEMBER HOME WINS – ACTIVE

RANK	COACH	WINS
1.	Andy Reid	41
2.	Mike Tomlin	31
3.	John Harbaugh	29
4.	Pete Carroll	25
5.	Sean Payton	19

- His .689 home win percentage in December is the fifth-best in the NFL by an active coach (min. 12 games).

BEST DECEMBER HOME WIN PCT. – ACTIVE (MIN. 12)

RANK	COACH	W	L	T	WIN PCT.
1.	John Harbaugh	29	10	0	.744
2.	Andy Reid	41	15	0	.732
3.	Sean McDermott	13	5	0	.722
	Sean McVay	13	5	0	.722
5.	Mike Tomlin	31	14	0	.689

- Tomlin is 17-18 (.486) in December road games.
- His 17 road wins in December are tied for the third-most in the NFL by an active coach.

MOST DECEMBER ROAD WINS – ACTIVE

RANK	COACH	WINS
1.	Andy Reid	38
2.	Sean Payton	22
3.	Mike Tomlin	17
	John Harbaugh	17
	Pete Carroll	17

OUT OF THE GATE

- **Mike Tomlin**, Kansas City's Andy Reid and Baltimore's John Harbaugh are the only active head coaches who have won at least 10 Kickoff Weekend games.

MOST KICKOFF WEEKEND WINS – ACTIVE COACH

RANK	COACH	WINS
1.	Andy Reid	17
2.	Mike Tomlin	12
	John Harbaugh	12
4.	Sean Payton	9
5.	Sean McVay	7

- Tomlin's 19 games coached on Kickoff Weekend is tied for 11th-most in the League since the 1970 AFL-NFL merger.

MOST KICKOFF WEEKEND GAMES COACHED – SINCE 1970

RANK	COACH	GAMES
1.	Bill Belichick	29
2.	Andy Reid	27
3.	Don Shula	25
4.	Dan Reeves	23
5.	Chuck Noll	22
	Chuck Knox	22
7.	Jeff Fisher	21
8.	Tom Coughlin	20
	Mike Shanahan	20
	Marty Schottenheimer	20
11.	Mike Tomlin	19
	Three other coaches	19

- Tomlin's 12 victories on Kickoff Weekend are tied for eighth-most in the League since the 1970 AFL-NFL merger.

MOST KICKOFF WEEKEND WINS – SINCE 1970

RANK	COACH	WINS
1.	Bill Belichick	18
2.	Andy Reid	17
3.	Tom Landry	16
4.	Mike Shanahan	15
5.	Chuck Noll	13
	Dan Reeves	13
	Don Shula	13
8.	Mike Tomlin	12
	John Harbaugh	12
	Jeff Fisher	12
	Marty Schottenheimer	12

- Tomlin's .658 winning percentage in games Kickoff Weekend is fifth-highest in the League since the 1970 AFL-NFL merger (min. 15 games).

BEST KICKOFF WEEKEND WIN PCT. – SINCE 1970 (MIN. 15)

RANK	COACH	W	L	T	WIN PCT.
1.	Tom Landry	16	3	0	.842
2.	Mike Shanahan	15	5	0	.750
3.	Bud Grant	11	4	0	.733
4.	John Harbaugh	12	6	0	.667
5.	Mike Tomlin	12	6	1	.658
6.	Pete Carroll	12	7	0	.632
7.	Andy Reid	17	10	0	.630
8.	Marv Levy	10	6	0	.625
9.	Bill Belichick	18	11	0	.621
10.	Mike McCarthy	11	7	0	.611

WINNING RECORD IN FIRST 18 SEASONS

- **Mike Tomlin** secured his 18th straight non-losing season with the Steelers' ninth win in 2024, a 44-38 win at Cincinnati in Week 13, a streak dating back to his first season as the team's head coach in 2007.
- Tomlin is the only head coach in NFL history to begin a head coaching tenure with at least 18 consecutive non-losing seasons.

MOST CONSECUTIVE NON-LOSING SEASONS TO BEGIN CAREER

RANK	HEAD COACH	YEARS	SEASONS
1.	Mike Tomlin	2007-24	18
2.	Marty Schottenheimer	1984-97	14
3.	Don Shula	1963-75	13
4.	George Allen	1966-77	12
	Curly Lambeau	1921-32	12

- Tomlin has led the Steelers to a .500-or-better record in each of his 18 seasons as head coach. That is the third-longest streak of .500-or-better seasons by a head coach in NFL history.

MOST CONSECUTIVE NON-LOSING SEASONS IN NFL HISTORY

RANK	HEAD COACH	YEARS	SEASONS
1.	Tom Landry	1965-85	21
2.	Bill Belichick	2001-19	19
3.	Mike Tomlin	2007-24	18
4.	George Halas	1933-51	16

RACE TO 180

- With victory at Washington in Week 10 of 2024, **Mike Tomlin** became the ninth head coach in NFL history to reach 180 career regular-season wins.
- Tomlin registered 180 regular-season wins in his first 284 games coached, which was the fifth-fewest games coached in League history to reach 180 wins.

FEWEST REGULAR-SEASON GAMES COACHED TO 180 CAREER WINS

RANK	COACH	GAMES
1.	Don Shula	252
2.	George Halas	262
3.	Curly Lambeau	269
4.	Bill Belichick	280
5.	Mike Tomlin	284

AMONG COACHES IN FIRST 18 YEARS

- **Mike Tomlin** earned his 183rd regular-season victory in Week 14 of 2024 vs. Cleveland, and accumulated a 183-107-2 regular-season record in his first 18 seasons as a head coach in the NFL (2007-24).
- Tomlin's 183 regular-season wins are tied for the second-most in a coach's first 18 career seasons.

MOST WINS – FIRST 18 SEASONS

RANK	COACH	YEARS	WINS
1.	Bill Belichick	1991-95, 2000-12	187
2.	Mike Tomlin	2007-24	183
	Don Shula	1963-80	183
4.	Mike McCarthy	2006-18, 2020-24	174
5.	Andy Reid	1999-2016	173

- Tomlin's .630 regular-season win percentage is fifth-best by a head coach in his first 18 career seasons.

BEST WIN PCT. – FIRST 18 SEASONS

RANK	COACH	YEARS	WIN PCT.
1.	George Halas	1920-29, 1933-40	.746 (153-52-23)
2.	Don Shula	1963-80	.723 (183-70-5)
3.	Curly Lambeau	1921-38	.704 (138-58-17)
4.	Bill Belichick	1991-95, 2000-12	.649 (187-101)
5.	Mike Tomlin	2007-24	.630 (183-107-2)

TOMLIN ON MONDAY NIGHT FOOTBALL

- **Mike Tomlin** has guided the Steelers to a 21-3 (.875) record in Monday Night Football contests, including 11-0 (1.000) at Acrisure Stadium and 10-3 (.769) on the road.
- His 24 MNF games coached are fourth-most since it debuted in 1970.

MOST MNF GAMES – SINCE 1970

RANK	COACH	GAMES
1.	Andy Reid	39
2.	Bill Belichick	33
3.	Sean Payton	29
4.	Mike Tomlin	24
5.	Mike McCarthy	23
	John Harbaugh	23

- His 21 wins on MNF are the third-most since it debuted in 1970.

MOST MNF WINS – SINCE 1970

RANK	COACH	WINS
1.	Andy Reid	25
2.	Bill Belichick	22
3.	Mike Tomlin	21
4.	Sean Payton	20
5.	John Harbaugh	15

- His .875 win percentage on MNF is the highest since it debuted in 1970 (min. 15 games).

BEST MNF WIN PCT. – SINCE 1970 (MIN. 15)

RANK	COACH	W	L	T	WIN PCT.
1.	Mike Tomlin	21	3	0	.875
2.	Pete Carroll	14	5	0	.737
3.	Sean Payton	20	9	0	.690
4.	Bill Belichick	22	11	0	.667
5.	John Harbaugh	15	8	0	.652

- His 11 MNF home games coached are the seventh-most since it debuted in 1970.

MOST HOME MNF GAMES – SINCE 1970

RANK	COACH	GAMES
1.	Andy Reid	21
2.	Sean Payton	19
3.	Mike Shanahan	13
4.	Bill Belichick	12
	Mike McCarthy	12
	Pete Carroll	12
7.	Mike Tomlin	11

- His 11 home wins on MNF are the third-most since it debuted in 1970.

MOST HOME MNF WINS – SINCE 1970

RANK	COACH	WINS
1.	Andy Reid	14
2.	Sean Payton	13
3.	Mike Tomlin	11
4.	Bill Belichick	9
	Pete Carroll	9

- His 1.000 home win percentage on MNF is the highest since it debuted in 1970 (min. 10 games).

BEST HOME MNF WIN PCT. – SINCE 1970 (MIN. 10)

RANK	COACH	W	L	T	WIN PCT.
1.	Mike Tomlin	11	0	0	1.000
2.	Pete Carroll	9	3	0	.750
	Bill Belichick	9	3	0	.750
4.	Jon Gruden	7	3	0	.700
5.	Sean Payton	13	6	0	.684

- His 13 MNF road games coached are the fifth-most since it debuted in 1970.

MOST ROAD MNF GAMES – SINCE 1970

RANK	COACH	GAMES
1.	Bill Belichick	21
2.	John Harbaugh	18
	Andy Reid	18
4.	Tom Couglin	15
5.	Mike Tomlin	13

- His 10 road wins on MNF are the fourth-most since it debuted in 1970.

MOST ROAD MNF WINS – SINCE 1970

RANK	COACH	WINS
1.	Bill Belichick	13
2.	John Harbaugh	12
3.	Andy Reid	11
4.	Mike Tomlin	10
5.	Sean Payton	7
	Tom Coughlin	7

- His .769 road win percentage on MNF is the highest since it debuted in 1970 (min. 10 games).

BEST ROAD MNF WIN PCT. – SINCE 1970 (MIN. 10)

RANK	COACH	W	L	T	WIN PCT.
1.	Mike Tomlin	10	3	0	.769
2.	Sean Payton	7	3	0	.700
3.	John Harbaugh	12	6	0	.667
4.	Bill Belichick	13	8	0	.619
5.	Andy Reid	11	7	0	.611

TOMLIN VS. OPPONENT COMING OFF BYE WEEK

- **Mike Tomlin** has guided the Steelers to a 10-7-1 (.583) record in games vs. opponent coming off a bye week, including 6-2-1 (.722) at Acrisure Stadium and 4-5 (.444) on the road.
- Tomlin's 10 victories vs. opponent coming off a bye week are tied for the fourth-most in the NFL by an active coach.

MOST VICTORIES VS. OPP. COMING OFF BYE – ACTIVE

RANK	COACH	WINS
1.	Sean Payton	13
2.	Pete Carroll	11
	Andy Reid	11
5.	Mike Tomlin	10
	John Harbaugh	10

- Tomlin's .583 win percentage vs. opponent coming off a bye week is the third-best in the NFL by an active coach (min. 10 games played).

BEST WIN PCT. VS. OPP. COMING OFF BYE – ACTIVE (MIN. 10)

RANK	COACH	W	L	T	WIN PCT.
1.	Sean Payton	13	7	0	.650
2.	John Harbaugh	10	6	0	.625
3.	Mike Tomlin	10	7	1	.583
4.	Andy Reid	11	12	1	.479
5.	Pete Carroll	11	12	0	.478

- Tomlin's six home victories vs. opponent coming off a bye week are tied for the third-most in the NFL by an active coach.

MOST HOME WINS VS. OPP. COMING OFF BYE – ACTIVE

RANK	COACH	WINS
1.	Pete Carroll	7
	Sean Payton	7
3.	Mike Tomlin	6
	Matt LaFleur	6
	John Harbaugh	6

- Tomlin's .722 home win percentage vs. opponent coming off a bye week is the third-highest in the NFL since 2007 (min. six games played).

BEST HOME WIN PCT. VS. OPP. COMING OFF BYE – ACTIVE (MIN. 6)

RANK	COACH	W	L	T	WIN PCT.
1.	Matt LaFleur	6	1	0	.857
	John Harbaugh	6	1	0	.857
3.	Mike Tomlin	6	2	1	.722
4.	Sean Payton	7	5	0	.583
5.	Pete Carroll	7	9	0	.438

TOMLIN ON FIVE DAYS REST

- **Mike Tomlin** has guided the Steelers to a 16-9-1 (.635) record on five days rest, including 11-7-1 (.605) at home and 5-2 (.714) on the road.
- The Steelers have won eight of their last 11 games on five days rest (8-2-1, .773).
- Tomlin's 16 victories on five days rest are the fourth-most in the NFL by an active coach.

MOST WINS ON FIVE DAYS REST – ACTIVE

RANK	COACH	WINS
1.	Andy Reid	30
2.	John Harbaugh	19
3.	Sean Payton	18
4.	Mike Tomlin	16
5.	Pete Carroll	11

- Tomlin's .635 regular-season win percentage on five days rest is the third-best in the NFL by an active coach (min. 10 games).

BEST WIN PCT. ON FIVE DAYS REST – ACTIVE (MIN. 10)

RANK	COACH	W	L	T	WIN PCT.
1.	Zac Taylor	8	3	0	.727
2.	Sean Payton	18	10	0	.643
3.	Mike Tomlin	16	9	1	.635
4.	Andy Reid	30	18	0	.625
5.	Kyle Shanahan	8	5	0	.615

- Tomlin's .635 regular-season win percentage on five days rest is the 10th-best in the NFL since the 1970 AFL-NFL merger (min. 25 games).

BEST WIN PCT. ON FIVE DAYS REST – SINCE 1970 (MIN. 25)

RANK	COACH	W	L	T	WIN PCT.
1.	George Seifert	19	6	0	.760
2.	Joe Gibbs	27	9	0	.750
3.	Mike Shanahan	25	9	0	.735
4.	Bud Grant	22	8	0	.733
5.	Mike McCarthy	18	7	0	.720
6.	Marv Levy	18	8	0	.692
7.	Dan Reeves	24	11	0	.686
8.	Bill Belichick	30	14	0	.682
9.	Sean Payton	18	10	0	.643
10.	Mike Tomlin	16	9	1	.635

TOMLIN ON NINE DAYS REST

- **Mike Tomlin** has guided the Steelers to a 14-6 (.700) record on nine days rest, including 7-4 (.636) at home and 7-2 (.778) on the road.
- His 14 victories on nine days rest are most in the League since the 1970 AFL-NFL merger.

MOST VICTORIES ON NINE DAYS REST – SINCE 1970

RANK	COACH	WINS
1.	Mike Tomlin	14
	Mike McCarthy	14
3.	Bill Belichick	13
4.	Andy Reid	11
	John Harbaugh	11
	Tom Landry	11

- His .700 win percentage on nine days rest is third-best in the League since the 1970 AFL-NFL merger (min. 15 games).

BEST WIN PCT. ON NINE DAYS REST – SINCE 1970 (MIN. 15)

RANK	COACH	W	L	T	WIN PCT.
1.	Mike McCarthy	14	3	0	.824
2.	Bill Belichick	13	4	0	.765
3.	Mike Tomlin	14	6	0	.700
4.	Tom Landry	11	5	0	.688
5.	Andy Reid	11	6	0	.647
	John Harbaugh	11	6	0	.647

- Tomlin's seven home victories on nine days rest are tied for the most in the NFL since the 1970 AFL-NFL merger.

MOST HOME VICTORIES ON NINE DAYS REST – SINCE 1970

RANK	COACH	WINS
1.	Mike Tomlin	7
	Bill Belichick	7
3.	Mike McCarthy	6
	Andy Reid	6
5.	Sean Payton	5

- Tomlin's seven road victories on nine days rest are tied for the third-most in the NFL since the 1970 AFL-NFL merger.

MOST ROAD VICTORIES ON NINE DAYS REST – SINCE 1970

RANK	COACH	WINS
1.	Mike McCarthy	8
	Tom Landry	8
3.	Mike Tomlin	7
	John Harbaugh	7
	Sean McVay	7

- Tomlin's .778 road win percentage on nine days rest is the third-highest in the NFL since the 1970 AFL-NFL merger.

BEST ROAD WIN PCT. ON NINE DAYS REST – SINCE 1970 (MIN. 6)

RANK	COACH	W	L	T	WIN PCT.
1.	Sean McVay	7	0	0	1.000
2.	Sean Payton	5	1	0	.833
3.	Mike Tomlin	7	2	0	.778
4.	Bill Belichick	6	2	0	.750
5.	Mike McCarthy	8	3	0	.727

DOWN THE STRETCH

- **Mike Tomlin** has guided the Steelers to a 28-12 (.700) record in Weeks 16-18, including 17-3 (.850) at home and 11-9 (.550) on the road
- Tomlin's 28 victories in Weeks 16-18 are third-most in the League since the 1970 AFL-NFL merger.

MOST WINS IN WEEKS 16-18 – SINCE 1970

RANK	COACH	WINS
1.	Bill Belichick	38
2.	Andy Reid	34
3.	Mike Tomlin	28
4.	Mike Holmgren	26
5.	Mike McCarthy	24
	Marty Schottenheimer	24

- Tomlin's .700 win percentage in Weeks 16-18 is second-highest in the League since the 1970 AFL-NFL merger (min. 20 games).

BEST WIN PCT. IN WEEKS 16-18 – SINCE 1970 (MIN. 20)

RANK	COACH	W	L	T	WIN PCT.
1.	Mike Holmgren	26	9	0	.743
2.	Mike Tomlin	28	12	0	.700
3.	Joe Gibbs	16	8	0	.667
4.	Sean McVay	13	7	0	.650
5.	Marty Schottenheimer	24	13	0	.649

TOMLIN'S RECORD WHEN			
Overall	188	110	2
Home	105	45	1
Away	83	65	1
In overtime	9	7	2
Grass	147	80	2
Turf	42	29	0
Indoors	17	9	0
Outdoors	172	100	2
AFC	138	82	1
AFC North	74	35	1
AFC East	18	20	0
AFC South	26	11	0
AFC West	20	16	0
NFC	50	28	1
NFC North	11	7	1
NFC East	12	9	0
NFC South	13	4	0
NFC West	14	8	0
Playoffs	8	11	0
Wild Card	2	7	0
Divisional	3	2	0
Title Game	2	1	0
Super Bowl	1	1	0
On Sunday Night Football	22	17	0
On Monday Night Football	21	3	0
On Thursday Night Football	9	12	0
On Saturday	4	3	0
On Sunday at 1 p.m. ET	100	46	2
On Sunday at 4:25 p.m. ET	29	27	0
In September	36	28	1
In October	48	24	0
In November	46	24	1
In December	48	32	0
In January	10	2	0
Coming off a loss	65	40	0
Coming off a win	110	62	1
Coming off a tie	0	2	0
Opponent Coming off a loss	80	53	1
Opponent Coming off a win	96	50	0
Opponent Coming off a tie	1	0	0
Coming off a Bye	15	4	0
Opponent coming off a Bye	10	7	1
Scoring first	117	39	2
Opponent scores first	71	71	0
Leading at any point	186	62	2
Trailing at any point	114	109	1
Leading at halftime	129	24	1
Tied at halftime	15	9	1
Trailing at halftime	44	77	0
Decided by 3 points or fewer	41	35	2
Decided by 7 points or fewer	98	65	2
Decided by 8 pts or fewer	108	66	2
Leading after three quarters	140	19	1
Tied after three quarters	13	9	0
Trailing after three quarters	35	82	1
Scoring 40+ points	12	0	0
Scoring 30-39 points	42	10	0
Scoring 20-29 points	97	30	1
Scoring 0-19 points	37	70	1

TOMLIN'S RECORD WHEN			
Allowing 40+ points	0	5	0
Allowing 30-39 points	7	32	0
Allowing 20-29 points	50	55	1
Allowing 0-19 Points	131	18	1
3 days rest	8	12	0
4 days rest	1	1	0
5 days rest	16	9	1
6 days rest	101	68	0
7 days rest	20	2	0
8 days rest	0	1	0
9 days rest	14	6	0
10 days rest	1	1	0
12 days rest	1	1	0
13 days rest	12	3	0
14 days rest	2	0	0
Opp. 3 days rest	8	12	0
Opp. 5 days rest	13	10	0
Opp. 6 days rest	115	64	0
Opp. 7 days rest	19	3	0
Opp. 8 days rest	1	0	0
Opp. 9 days rest	8	7	0
Opp. 10 days rest	2	1	0
Opp. 13 days rest	9	7	1
Opp. 14 days rest	1	0	0
Outrushing opponent	133	31	0
Getting outrushed	54	79	2
Rushing Yards tied	1	0	0
Passing for more yards	120	54	2
Passing for fewer yards	68	55	0
Passing Yards tied	0	1	0
Outgaining opponent	138	45	2
Outgained by opponent	50	65	0
Clear	160	96	1
Rain	24	10	1
Snow	4	4	0
Below 32-degrees	18	8	0
Above 32-degrees	173	103	2
Winning time of possession	137	45	2
Tied time of possession	1	0	0
Losing time of possession	50	65	0
Scoring a defensive TD	32	2	0
Allowing a defensive TD	10	14	0
Scoring a special teams TD	11	0	0
Allowing a special teams TD	4	8	0
Fewer penalty yards	102	61	1
More penalty yards	86	47	1
Winning turnover battle	113	20	0
Losing turnover battle	28	69	2
Tied turnover battle	47	21	0
-1 Turnovers	22	30	0
-2 Turnovers	3	17	0
-3 Turnovers	3	11	1
-4 Turnovers	0	8	0
-5 Turnovers	0	1	1
-6 Turnovers	0	0	0
-7 Turnovers	0	2	0
+1 Turnovers	47	15	0
+2 Turnovers	41	4	0
+3 Turnovers	15	1	0

TOMLIN'S RECORD WHEN			
+4 Turnovers	7	0	0
+5 Turnovers	2	0	0
+6 Turnovers	1	0	0
100-yard rusher	60	10	2
100-yard receiver	68	43	1
200-yard passer	136	76	2
200-yard rusher	2	0	0
200-yard receiver	2	1	0
300-yard passer	39	28	1
400-yard passer	5	7	0
500-yard passer	3	0	0
Opp. 100-yard rusher	17	29	1
Opp. 100-yard receiver	53	42	1
Opp. 200-yard passer	115	73	0
Opp. 200-yard rusher	0	2	0
Opp. 200-yard receiver	2	0	0
Opp. 300-yard passer	26	24	0
Opp. 400-yard passer	4	2	0
Opp. 500-yard passer	0	0	0
Rookie Starting QB	10	8	0
Vs. Rookie Starting QB	27	6	0
Arizona Cardinals	3	2	0
Atlanta Falcons	5	0	0
Baltimore Ravens	20	16	0
Buffalo Bills	5	3	0
Carolina Panthers	4	0	0
Chicago Bears	1	3	0
Cincinnati Bengals	26	11	0
Cleveland Browns	28	8	1
Dallas Cowboys	2	3	0
Denver Broncos	5	3	0
Detroit Lions	3	0	1
Green Bay Packers	4	2	0
Houston Texans	4	2	0
Indianapolis Colts	9	3	0
Jacksonville Jaguars	5	3	0
Kansas City Chiefs	5	5	0
Las Vegas Raiders	5	5	0
L.A. Chargers	5	3	0
L.A. Rams	5	0	0
Miami Dolphins	4	3	0
Minnesota Vikings	3	2	0
New England Patriots	4	9	0
New Orleans Saints	1	3	0
N.Y. Giants	4	1	0
N.Y. Jets	5	5	0
Philadelphia Eagles	2	4	0
San Francisco 49ers	2	3	0
Seattle Seahawks	4	3	0
Tampa Bay Buccaneers	3	1	0
Tennessee Titans	8	3	0
Washington Commanders	4	1	0
*Opp. Missed Playoffs	114	62	2
*Opp. Lost Wild Card	30	17	0
*Opp. Lost Divisional Playoff	27	12	0
*Opp. Lost Title Game	11	9	0
*Opp. Lost Super Bowl	4	3	0
*Opp. Won Super Bowl	2	7	0
*indicates previous season			

AMERICAN FOOTBALL CONFERENCE

EAST DIVISION

TEAM	W	L	T	PCT	PF	PA	NET PTS	HOME	AWAY	CONF	DIV	STREAK
New England Patriots	7	2	0	.778	237	169	68	3-2-0	4-0-0	4-2-0	2-0-0	Won 6
Buffalo Bills	6	2	0	.750	235	167	68	4-1-0	2-1-0	4-1-0	2-1-0	Won 2
Miami Dolphins	2	7	0	.222	180	243	-63	1-3-0	1-4-0	1-6-0	1-2-0	Lost 1
New York Jets	1	7	0	.125	168	221	-53	0-5-0	1-2-0	1-4-0	0-2-0	Won 1

NORTH DIVISION

TEAM	W	L	T	PCT	PF	PA	NET PTS	HOME	AWAY	CONF	DIV	STREAK
Pittsburgh Steelers	**5**	**3**	**0**	**.625**	**202**	**195**	**7**	**3-2-0**	**2-1-0**	**4-1-0**	**1-1-0**	**Won 1**
Baltimore Ravens	3	5	0	.375	202	216	-14	2-3-0	1-2-0	2-3-0	1-0-0	Won 2
Cincinnati Bengals	3	6	0	.333	216	300	-84	2-3-0	1-3-0	3-2-0	2-0-0	Lost 2
Cleveland Browns	2	6	0	.250	126	184	-58	2-2-0	0-4-0	1-4-0	0-3-0	Lost 1

SOUTH DIVISION

TEAM	W	L	T	PCT	PF	PA	NET PTS	HOME	AWAY	CONF	DIV	STREAK
Indianapolis Colts	7	2	0	.778	290	181	109	5-0-0	2-2-0	6-1-0	2-0-0	Lost 1
Jacksonville Jaguars	5	3	0	.625	176	184	-8	3-2-0	2-1-0	3-1-0	1-0-0	Won 1
Houston Texans	3	5	0	.375	168	121	47	2-2-0	1-3-0	2-2-0	1-1-0	Lost 1
Tennessee Titans	1	8	0	.111	130	257	-127	0-4-0	1-4-0	0-7-0	0-3-0	Lost 4

WEST DIVISION

TEAM	W	L	T	PCT	PF	PA	NET PTS	HOME	AWAY	CONF	DIV	STREAK
Denver Broncos	7	2	0	.778	225	166	59	4-0-0	3-2-0	4-2-0	0-1-0	Won 6
Los Angeles Chargers	6	3	0	.667	215	193	22	3-2-0	3-1-0	5-1-0	3-0-0	Won 2
Kansas City Chiefs	5	4	0	.556	235	159	76	4-1-0	1-3-0	2-3-0	1-1-0	Lost 1
Las Vegas Raiders	2	6	0	.250	132	210	-78	1-3-0	1-3-0	2-4-0	0-2-0	Lost 2

NATIONAL FOOTBALL CONFERENCE

EAST DIVISION

TEAM	W	L	T	PCT	PF	PA	NET PTS	HOME	AWAY	CONF	DIV	STREAK
Philadelphia Eagles	6	2	0	.750	208	185	23	3-1-0	3-1-0	5-1-0	2-1-0	Won 2
Dallas Cowboys	3	5	1	.389	263	277	-14	2-1-1	1-4-0	2-4-1	2-1-0	Lost 2
Washington Commanders	3	6	0	.333	201	236	-35	2-2-0	1-4-0	1-5-0	1-1-0	Lost 4
New York Giants	2	7	0	.222	197	249	-52	2-2-0	0-5-0	1-5-0	1-3-0	Lost 3

NORTH DIVISION

TEAM	W	L	T	PCT	PF	PA	NET PTS	HOME	AWAY	CONF	DIV	STREAK
Green Bay Packers	5	2	1	.688	206	166	40	3-1-0	2-1-1	3-1-1	1-0-0	Lost 1
Chicago Bears	5	3	0	.625	215	227	-12	2-1-0	3-2-0	3-2-0	0-2-0	Won 1
Detroit Lions	5	3	0	.625	239	178	61	3-1-0	2-2-0	2-2-0	1-2-0	Lost 1
Minnesota Vikings	4	4	0	.500	182	186	-4	1-2-0	3-2-0	2-2-0	2-0-0	Won 1

SOUTH DIVISION

TEAM	W	L	T	PCT	PF	PA	NET PTS	HOME	AWAY	CONF	DIV	STREAK
Tampa Bay Buccaneers	6	2	0	.750	197	178	19	2-1-0	4-1-0	4-2-0	2-0-0	Won 1
Carolina Panthers	5	4	0	.556	170	205	-35	3-1-0	2-3-0	3-1-0	1-0-0	Won 1
Atlanta Falcons	3	5	0	.375	143	178	-35	2-2-0	1-3-0	2-3-0	0-2-0	Lost 3
New Orleans Saints	1	8	0	.111	138	243	-105	1-4-0	0-4-0	1-6-0	0-1-0	Lost 4

WEST DIVISION

TEAM	W	L	T	PCT	PF	PA	NET PTS	HOME	AWAY	CONF	DIV	STREAK
Seattle Seahawks	6	2	0	.750	231	150	81	2-2-0	4-0-0	3-2-0	1-1-0	Won 3
Los Angeles Rams	6	2	0	.750	209	127	82	3-1-0	3-1-0	1-2-0	0-1-0	Won 3
San Francisco 49ers	6	3	0	.667	194	188	6	2-1-0	4-2-0	6-1-0	3-0-0	Won 1
Arizona Cardinals	3	5	0	.375	180	171	9	1-3-0	2-2-0	3-3-0	0-2-0	Won 1

STEELERS 2025 REGULAR SEASON RECORD WHEN...

CATEGORY	2025 SEASON W-L
STEELERS AT ACRISURE STADIUM	2-2
STEELERS ON THE ROAD	2-1
STEELERS ON GRASS	3-2
STEELERS ON ARTIFICIAL TURF	2-1
STEELERS IN DOMES	0-0
STEELERS IN RETRACTABLE ROOF STADIUMS	0-0
STEELERS OUTDOORS	0-1
STEELERS INDOORS	0-0
STEELERS SCORE FIRST	2-2
OPPONENT SCORES FIRST	3-1
STEELERS SCORE ON FIRST POSSESSION	3-3
STEELERS SCORE 20 OR MORE POINTS	5-2
STEELERS SCORE 19 OR LESS POINTS	0-1
STEELERS ALLOW 20 OR MORE	3-3
STEELERS ALLOW 19 OR LESS POINTS	2-0
STEELERS LEAD AFTER 1ST QUARTER	3-1
STEELERS TRAIL AFTER 1ST QUARTER	2-2
SCORE TIED AFTER 1ST QUARTER	0-0
STEELERS LEAD AT HALFTIME	4-2
STEELERS TRAIL AT HALFTIME	1-1
SCORE TIED AT HALFTIME	0-0
STEELERS LEAD AFTER 3RD QUARTER	4-1
STEELERS TRAIL AFTER 3RD QUARTER	1-1
SCORE TIED AFTER 3RD QUARTER	0-1
GAME GOES TO OVERTIME	0-0
STEELERS HAVE + TURNOVER RATIO	4-0
STEELERS HAVE - TURNOVER RATIO	0-2
TURNOVER RATIO EVEN	1-1
STEELERS HAVE 30:00+TOP	1-0
STEELERS HAVE LESS THAN 30:00 TOP	4-3
STEELERS HAVE 100-YARD RUSHER	0-1
STEELERS HAVE 300 NET PASSING YARDS	0-0
STEELERS HAVE 1 100-YARD RECEIVER	1-1
STEELERS HAVE 2 100-YARD RECEIVERS	0-0
STEELERS WIN COIN TOSS	2-2
STEELERS LOSE COIN TOSS	3-1

CATEGORY	2025 SEASON W-L
IN SEPTEMBER	3-1
IN OCTOBER	1-2
IN NOVEMBER	1-0
IN DECEMBER	0-0
IN JANUARY	0-0
ON SUNDAY NIGHT	0-1
ON THURSDAY NIGHT	0-1
ON MONDAY NIGHT	0-0
ON SATURDAY	0-0
DAY GAMES	5-1
KICKOFF AT 12:00 EST	0-0
KICKOFF AT 3:00/3:05/3:15/3:35 EST	0-0
NIGHT GAMES	0-2
VS. AFC NORTH OVERALL	1-1
VS. AFC NORTH AT HOME	1-0
VS. AFC NORTH ON THE ROAD	0-1
VS. AFC	4-1
VS. AFC EAST	2-0
VS. AFC SOUTH	1-0
VS. AFC WEST	0-0
VS. NFC	1-2
VS. NFC EAST	0-0
VS. NFC SOUTH	0-0
VS. NFC NORTH	1-1
VS. NFC WEST	0-1

NO.	NAME	POS	HT	WT	DOB	EXP	COLLEGE	HOMETOWN	HOW ACQ
Active (52)									
67	Anderson, Calvin	OL	6-5	305	3/25/1996	6	Texas	Austin, TX	FA '24
74	Anderson, Spencer	OL	6-5	305	6/7/2000	3	Maryland	Bowie, MD	D7b '23
19	Austin III, Calvin	WR	5-9	162	3/24/1999	3	Memphis	Memphis, TN	D4 '22
95	Benton, Keeanu	DT	6-4	309	7/17/2001	3	Wisconsin	Janesville, WI	D2b '23
94	Black, Yahya	DL	6-5	330	4/21/2002	R	Iowa	Marshall, MN	D5 '25
9	Boswell, Chris	K	6-2	185	3/16/1991	11	Rice	Fort Worth, TX	FA '15
44	Bruener, Carson	LB	6-2	226	6/5/2001	R	Washington	Woodinville, WA	D7a '25
21	Clark, Chuck	S	6-0	205	4/19/1995	8	Virginia Tech	Suffolk, VA	FA '25
29	Dugger, Kyle	S	6-1	216	3/22/1996	6	Lenoir-Rhyne	Decatur, GA	TR '25 (NE)
26	Echols, Brandin	CB	5-10	179	10/16/1997	5	Kentucky	Southaven, MS	FA '25
76	Fautanu, Troy	OT	6-4	317	10/11/2000	1	Washington	Henderson, NV	D1 '24
54	Frazier, Zach	C	6-3	310	8/29/2001	2	West Virginia	Fairmont, WV	D2 '24
88	Freiermuth, Pat	TE	6-5	258	10/25/1998	5	Penn State	Merrimac, MA	D2 '21
14	Gainwell, Kenneth	RB	5-9	200	3/14/1999	5	Memphis	Yazoo City, MS	FA '25
99	Harmon, Derrick	DT	6-4	313	8/3/2003	R	Oregon	Detroit, MI	D1 '25
50	Harrison, Malik	LB	6-3	255	3/5/1998	6	Ohio State	Columbus, OH	FA '25
51	Herbig, Nick	LB	6-2	240	11/21/2001	3	Wisconsin	Kauai, HI	D4 '23
97	Heyward, Cameron	DT	6-5	295	5/6/1989	15	Ohio State	Pittsburgh, PA	D1 '11
83	Heyward, Connor	TE	6-0	230	1/22/1999	4	Michigan State	Duluth, GA	D6 '22
56	Highsmith, Alex	LB	6-4	242	8/7/1997	6	Charlotte	Wilmington, NC	D3 '20
55	Holcomb, Cole	LB	6-1	240	7/30/1996	6	North Carolina	New Smyrna Beach, FL	FA '23
20	Johnson, Kaleb	RB	6-1	224	8/14/2003	R	Iowa	Hamilton, OH	D3 '25
77	Jones, Broderick	OT	6-5	311	5/16/2001	3	Georgia	Lithonia, GA	D1 '23
46	Kuntz, Christian	LS	6-1	228	4/13/1994	5	Duquesne	Pittsburgh, PA	FA '20
98	Leal, DeMarvin	DE	6-4	290	7/1/2000	4	Texas A&M	San Antonio, TX	D3 '22
91	Lee, Logan	DL	6-5	291	6/12/2000	1	Iowa	Orion, IL	D6a '24
62	McCollum, Ryan	C	6-5	300	3/4/1998	4	Texas A&M	Spring, TX	W '22 (DET)
66	McCormick, Mason	G	6-5	315	5/25/2000	2	South Dakota State	Sioux Falls, SD	D4 '24
4	Metcalf, DK	WR	6-4	235	12/14/1997	7	Mississippi	Oxford, MS	TR '25 (SEA)
13	Miller, Scotty	WR	5-9	174	7/31/1997	7	Bowling Green	Barrington, IL	FA '25
93	Otomewo, Esezi	DT	6-5	282	3/9/1999	3	Minnesota	Indianapolis, IN	FA '25
71	Peat, Andrus	G	6-7	316	11/4/1993	11	Stanford	Tempe, AZ	FA '25
40	Peppers, Jabrill	S	5-11	217	3/4/1995	9	Michigan	East Orange, NJ	FA '25
42	Pierre, James	CB	6-2	185	9/16/1996	6	Florida Atlantic	Deerfield Beach, FL	FA '24
24	Porter Jr., Joey	CB	6-2	193	7/26/2000	3	Penn State	Bakersfield, CA	D2a '23
6	Queen, Patrick	LB	6-0	230	8/13/1999	6	LSU	Ventress, LA	FA '24
5	Ramsey, Jalen	CB	6-1	208	10/24/1994	10	Florida State	Smyrna, TN	TR '25 (MIA)
8	Rodgers, Aaron	QB	6-2	223	12/2/1983	21	California	Chico, CA	FA '25
2	Rudolph, Mason	QB	6-5	235	7/17/1995	8	Oklahoma State	Rock Hill, SC	FA '25
33	Sawyer, Jack	LB	6-5	260	5/6/2002	R	Ohio State	Pickerington, OH	D4 '25
73	Seumalo, Isaac	OL	6-4	303	10/29/1993	10	Oregon State	Corvallis, OR	FA '23
15	Skowronek, Ben	WR	6-3	224	6/27/1997	5	Notre Dame	Fort Wayne, IN	FA '24
23	Slay, Darius	CB	6-0	190	1/1/1991	13	Mississippi State	Brunswick, GA	FA '25
81	Smith, Jonnu	TE	6-3	248	8/22/1995	9	FIU	Ocala, FL	TR '25 (MIA)
22	Thornhill, Juan	S	6-0	205	10/19/1995	7	Virginia	Altavista, VA	FA '25
3	Waitman, Corliss	P	6-2	210	7/21/1995	4	South Alabama	Milton, FL	FA '24
30	Warren, Jaylen	RB	5-8	215	11/1/1998	4	Oklahoma State	Cottonwoods Heights, UT	UDFA '22
80	Washington, Darnell	TE	6-7	264	8/17/2001	2	Georgia	Las Vegas, NV	D3 '23
90	Watt, T.J.	LB	6-4	252	10/11/1994	9	Wisconsin	Pewaukee, WI	D1 '17
85	Williams, Ke'Shawn	WR	5-9	186	12/27/2001	R	Indiana	Philadelphia, PA	UDFA '25
41	Wilson, Payton	LB	6-4	242	4/21/2000	2	North Carolina State	Hillsborough, NC	D3b '24
10	Wilson, Roman	WR	6-0	192	6/19/2001	1	Michigan	Maui, HI	D3a '24
Injured Reserve (9)									
96	Ekuale, Daniel	DT	6-3	310	1/13/1994	7	Washington State	Pago Pago, Amer. Samoa	FA '25
25	Elliott, DeShon	S	6-1	210	4/21/1997	8	Texas	Dallas, TX	FA '24
34	Kent, Donte	CB	5-10	189	9/28/2001	R	Central Michigan	Harrisburg, PA	D7b '25
28	Killebrew, Miles	S	6-2	222	5/10/1993	10	Southern Utah	Henderson, NV	FA '22
92	Loudermilk, Isaiahh	DT	6-7	293	10/10/1997	5	Wisconsin	Howard, KS	D5 '21
94	Lowry, Dean	DL	6-6	296	6/9/1994	10	Northwestern	Rockford, IL	FA '24
89	Parham Jr., Donald	TE	6-8	237	8/16/1997	5	Stetson	Lakeland, FL	FA '25
64	Scharping, Max	G	6-6	325	8/10/1996	7	Northern Illinois	Green Bay, WI	PS '24 (WAS)
17	Thompson, Skylar	QB	6-2	210	6/4/1997	4	Kansas State	Independence, MO	FA '25
Injured Reserve - Designated For Return (2)									
18	Howard, Will	QB	6-4	235	9/24/2001	R	Ohio State	Downingtown, PA	D6 '25
27	Trice Jr., Cory	CB	6-3	206	5/30/2000	2	Purdue	Hopkinsville, KY	D7a '23
Practice Squad (17)									
65	Baugh, Kyler	DT	6-3	295	11/28/2001	1	Minnesota	Talihina, OK	FA '25
60	Cook, Dylan	OT	6-5	305	1/11/1998	3	Montana	Butte, MT	FA '23
68	Driscoll, Jack	OL	6-5	312	4/1/1997	6	Auburn	Madison, CT	FA '25
49	Forrest, Darrick	S	5-11	200	5/22/1999	5	Cincinnati	Columbus, OH	FA-25
31	Hardy, Daequan	CB	5-9	179	6/13/2001	1	Penn State	Pittsburgh, PA	FA '25
48	Henderson, Jack	S	6-2	215	12/26/2001	R	Minnesota	Mandeville, LA	FA '25
82	Hodgins, Isaiah	WR	6-3	200	10/21/1998	4	Oregon State	San Jose, CA	FA '25
84	Hurleman, Max	WR	5-11	200	10/19/2001	R	Notre Dame	Wyomissing, PA	UDFA '25
38	Jamison, D'Shawn	CB	5-10	185	6/4/1999	2	Texas	Houston, TX	FA '24
79	Jones, Steven	OL	6-5	342	9/6/2000	1	Oregon	Temecula, CA	FA '25
35	Nichols, Lew	RB	5-10	220	8/16/2001	1	Central Michigan	Detroit, MI	FA '25
39	Porter, Daryl	DB	5-10	185	2/3/2002	R	Miami	Fort Lauderdale, FL	FA '25
57	Robinson, Mark	LB	5-11	235	8/14/1999	4	Mississippi	Leesburg, GA	FA '25
37	Sermon, Trey	RB	6-0	215	1/30/1999	5	Ohio State	Marietta, GA	FA '25
87	Sokol, Matt	TE	6-5	258	11/9/1995	4	Michigan State	Rochester, MI	FA '24
11	Valdes-Scantling, Marquez	WR	6-4	206	10/10/1994	8	South Florida	St. Petersburg, FL	FA '25
45	Welschof, Julius	LB	6-6	265	3/12/1997	2	Charlotte	Miesbach, Bavaria, Germany	FA '24

COACHING STAFF

HEAD COACH: Mike Tomlin

ASSISTANTS: Teryl Austin (Defensive Coordinator); Arthur Smith (Offensive Coordinator); Danny Smith (Special Teams Coordinator); Gerald Alexander (Defensive Backs); Tom Arth (Quarterbacks); Zach Azzanni (Wide Receivers); Karl Dunbar (Defensive Line); Eddie Faulkner (Running Backs); Denzel Martin (Outside Linebackers); Scott McCurley (Inside Linebackers); Pat Meyer (Offensive Line); Alfredo Roberts (Tight Ends); Isaac Williams (Assistant Offensive Line); Jason Brooks (Defensive Quality Control); Luke Smith (Defensive Quality Control/Special Teams); Mateo Kambui (Offensive Assistant); Matt Baker (Offensive Assistant); Anthony Midget (Assistant Secondary); Garrett Giemont (Senior Coaching Assistant); Phil Matusz (Head Strength & Conditioning Coach); Justus Galac (Assistant Strength & Conditioning Coach); Roderick Moore (Sports Science Coordinator/Strength & Conditioning); Tyler Judkins (Assistant Strength & Conditioning Coach)

NO.	NAME	POS	HT	WT	DOB	EXP	COLLEGE	HOMETOWN	HOW ACQ
Active (52)									
2	Rudolph, Mason	QB	6-5	235	7/17/1995	8	Oklahoma State	Rock Hill, SC	FA '25
3	Waitman, Corliss	P	6-2	210	7/21/1995	4	South Alabama	Milton, FL	FA '24
4	Metcalf, DK	WR	6-4	235	12/14/1997	7	Mississippi	Oxford, MS	TR '25 (SEA)
5	Ramsey, Jalen	CB	6-1	208	10/24/1994	10	Florida State	Smyrna, TN	TR '25 (MIA)
6	Queen, Patrick	LB	6-0	230	8/13/1999	6	LSU	Ventress, LA	FA '24
8	Rodgers, Aaron	QB	6-2	223	12/2/1983	21	California	Chico, CA	FA '25
9	Boswell, Chris	K	6-2	185	3/16/1991	11	Rice	Fort Worth, TX	FA '15
10	Wilson, Roman	WR	6-0	192	6/19/2001	1	Michigan	Maui, HI	D3a '24
13	Miller, Scotty	WR	5-9	174	7/31/1997	7	Bowling Green	Barrington, IL	FA '25
14	Gainwell, Kenneth	RB	5-9	200	3/14/1999	5	Memphis	Yazoo City, MS	FA '25
15	Skowronek, Ben	WR	6-3	224	6/27/1997	5	Notre Dame	Fort Wayne, IN	FA '24
19	Austin III, Calvin	WR	5-9	162	3/24/1999	3	Memphis	Memphis, TN	D4 '22
20	Johnson, Kaleb	RB	6-1	224	8/14/2003	R	Iowa	Hamilton, OH	D3 '25
21	Clark, Chuck	S	6-0	205	4/19/1995	8	Virginia Tech	Suffolk, VA	FA '25
22	Thornhill, Juan	S	6-0	205	10/19/1995	7	Virginia	Altavista, VA	FA '25
23	Slay, Darius	CB	6-0	190	1/1/1991	13	Mississippi State	Brunswick, GA	FA '25
24	Porter Jr., Joey	CB	6-2	193	7/26/2000	3	Penn State	Bakersfield, CA	D2a '23
26	Echols, Brandin	CB	5-10	179	10/16/1997	5	Kentucky	Southaven, MS	FA '25
29	Dugger, Kyle	S	6-1	216	3/22/1996	6	Lenoir-Rhyne	Decatur, GA	TR '25 (NE)
30	Warren, Jaylen	RB	5-8	215	11/1/1998	4	Oklahoma State	Cottonwoods Heights, UT	UDFA '22
33	Sawyer, Jack	LB	6-5	260	5/6/2002	R	Ohio State	Pickerington, OH	D4 '25
40	Peppers, Jabrill	S	5-11	217	3/4/1995	9	Michigan	East Orange, NJ	FA '25
41	Wilson, Payton	LB	6-4	242	4/21/2000	2	North Carolina State	Hillsborough, NC	D3b '24
42	Pierre, James	CB	6-2	185	9/16/1996	6	Florida Atlantic	Deerfield Beach, FL	FA '24
44	Bruener, Carson	LB	6-2	226	6/5/2001	R	Washington	Woodinville, WA	D7a '25
46	Kuntz, Christian	LS	6-1	228	4/13/1994	5	Duquesne	Pittsburgh, PA	FA '20
50	Harrison, Malik	LB	6-3	255	3/5/1998	6	Ohio State	Columbus, OH	FA '25
51	Herbig, Nick	LB	6-2	240	11/21/2001	3	Wisconsin	Kauai, HI	D4 '23
54	Frazier, Zach	C	6-3	310	8/29/2001	2	West Virginia	Fairmont, WV	D2 '24
55	Holcomb, Cole	LB	6-1	240	7/30/1996	6	North Carolina	New Smyrna Beach, FL	FA '23
56	Highsmith, Alex	LB	6-4	242	8/7/1997	6	Charlotte	Wilmington, NC	D3 '20
62	McCollum, Ryan	C	6-5	300	3/4/1998	4	Texas A&M	Spring, TX	W '22 (DET)
66	McCormick, Mason	G	6-5	315	5/25/2000	2	South Dakota State	Sioux Falls, SD	D4 '24
67	Anderson, Calvin	OL	6-5	305	3/25/1996	6	Texas	Austin, TX	FA '24
71	Peat, Andrus	G	6-7	316	11/4/1993	11	Stanford	Tempe, AZ	FA '25
73	Seumalo, Isaac	OL	6-4	303	10/29/1993	10	Oregon State	Corvallis, OR	FA '23
74	Anderson, Spencer	OL	6-5	305	6/7/2000	3	Maryland	Bowie, MD	D7b '23
76	Fautanu, Troy	OT	6-4	317	10/11/2000	1	Washington	Henderson, NV	D1 '24
77	Jones, Broderick	OT	6-5	311	5/16/2001	3	Georgia	Lithonia, GA	D1 '23
80	Washington, Darnell	TE	6-7	264	8/17/2001	2	Georgia	Las Vegas, NV	D3 '23
81	Smith, Jonnu	TE	6-3	248	8/22/1995	9	FIU	Ocala, FL	TR '25 (MIA)
83	Heyward, Connor	TE	6-0	230	1/22/1999	4	Michigan State	Duluth, GA	D6 '22
85	Williams, Ke'Shawn	WR	5-9	186	12/27/2001	R	Indiana	Philadelphia, PA	UDFA '25
88	Freiermuth, Pat	TE	6-5	258	10/25/1998	5	Penn State	Merrimac, MA	D2 '21
90	Watt, T.J.	LB	6-4	252	10/11/1994	9	Wisconsin	Pewaukee, WI	D1 '17
91	Lee, Logan	DL	6-5	291	6/12/2000	1	Iowa	Orion, IL	D6a '24
93	Otomewo, Esezi	DT	6-5	282	3/9/1999	3	Minnesota	Indianapolis, IN	FA '25
94	Black, Yahya	DL	6-5	330	4/21/2002	R	Iowa	Marshall, MN	D5 '25
95	Benton, Keeanu	DT	6-4	309	7/17/2001	3	Wisconsin	Janesville, WI	D2b '23
97	Heyward, Cameron	DT	6-5	295	5/6/1989	15	Ohio State	Pittsburgh, PA	D1 '11
98	Leal, DeMarvin	DE	6-4	290	7/1/2000	4	Texas A&M	San Antonio, TX	D3 '22
99	Harmon, Derrick	DT	6-4	313	8/3/2003	R	Oregon	Detroit, MI	D1 '25
Injured Reserve (9)									
17	Thompson, Skylar	QB	6-2	210	6/4/1997	4	Kansas State	Independence, MO	FA '25
25	Elliott, DeShon	S	6-1	210	4/21/1997	8	Texas	Dallas, TX	FA '24
28	Killebrew, Miles	S	6-2	222	5/10/1993	10	Southern Utah	Henderson, NV	FA '22
34	Kent, Donte	CB	5-10	189	9/28/2001	R	Central Michigan	Harrisburg, PA	D7b '25
64	Scharping, Max	G	6-6	325	8/10/1996	7	Northern Illinois	Green Bay, WI	PS '24 (WAS)
89	Parham Jr., Donald	TE	6-8	237	8/16/1997	5	Stetson	Lakeland, FL	FA '25
92	Loudermilk, Isaiahh	DT	6-7	293	10/10/1997	5	Wisconsin	Howard, KS	D5 '21
94	Lowry, Dean	DL	6-6	296	6/9/1994	10	Northwestern	Rockford, IL	FA '24
96	Ekuale, Daniel	DT	6-3	310	1/13/1994	7	Washington State	Pago Pago, Amer. Samoa	FA '25
Injured Reserve - Designated For Return (2)									
18	Howard, Will	QB	6-4	235	9/24/2001	R	Ohio State	Downingtown, PA	D6 '25
27	Trice Jr., Cory	CB	6-3	206	5/30/2000	2	Purdue	Hopkinsville, KY	D7a '23
Practice Squad (17)									
11	Valdes-Scantling, Marquez	WR	6-4	206	10/10/1994	8	South Florida	St. Petersburg, FL	FA '25
31	Hardy, Daequan	CB	5-9	179	6/13/2001	1	Penn State	Pittsburgh, PA	FA '25
35	Nichols, Lew	RB	5-10	220	8/16/2001	1	Central Michigan	Detroit, MI	FA '25
37	Sermon, Trey	RB	6-0	215	1/30/1999	5	Ohio State	Marietta, GA	FA '25
38	Jamison, D'Shawn	CB	5-10	185	6/4/1999	2	Texas	Houston, TX	FA '24
39	Porter, Daryl	DB	5-10	185	2/3/2002	R	Miami	Fort Lauderdale, FL	FA '25
45	Welschof, Julius	LB	6-6	265	3/12/1997	2	Charlotte	Miesbach, Bavaria, Germany	FA '24
48	Henderson, Jack	S	6-2	215	12/26/2001	R	Minnesota	Mandeville, LA	FA '25
49	Forrest, Darrick	S	5-11	200	5/22/1999	5	Cincinnati	Columbus, OH	FA-25
57	Robinson, Mark	LB	5-11	235	8/14/1999	4	Mississippi	Leesburg, GA	FA '25
60	Cook, Dylan	OT	6-5	305	1/11/1998	3	Montana	Butte, MT	FA '23
65	Baugh, Kyler	DT	6-3	295	11/28/2001	1	Minnesota	Talihina, OK	FA '25
68	Driscoll, Jack	OL	6-5	312	4/1/1997	6	Auburn	Madison, CT	FA '25
79	Jones, Steven	OL	6-5	342	9/6/2000	1	Oregon	Temecula, CA	FA '25
82	Hodgins, Isaiah	WR	6-3	200	10/21/1998	4	Oregon State	San Jose, CA	FA '25
84	Hurleman, Max	WR	5-11	200	10/19/2001	R	Notre Dame	Wyomissing, PA	UDFA '25
87	Sokol, Matt	TE	6-5	258	11/9/1995	4	Michigan State	Rochester, MI	FA '24

COACHING STAFF

HEAD COACH: Mike Tomlin

ASSISTANTS: Teryl Austin (Defensive Coordinator); Arthur Smith (Offensive Coordinator); Danny Smith (Special Teams Coordinator); Gerald Alexander (Defensive Backs); Tom Arth (Quarterbacks); Zach Azzanni (Wide Receivers); Karl Dunbar (Defensive Line); Eddie Faulkner (Running Backs); Denzel Martin (Outside Linebackers); Scott McCurley (Inside Linebackers); Pat Meyer (Offensive Line); Alfredo Roberts (Tight Ends); Isaac Williams (Assistant Offensive Line); Jason Brooks (Defensive Quality Control); Luke Smith (Defensive Quality Control/Special Teams); Mateo Kambui (Offensive Assistant); Matt Baker (Offensive Assistant); Anthony Midget (Assistant Secondary); Garrett Giemont (Senior Coaching Assistant); Phil Matusz (Head Strength & Conditioning Coach); Justus Galac (Assistant Strength & Conditioning Coach); Roderick Moore (Sports Science Coordinator/Strength & Conditioning); Tyler Judkins (Assistant Strength & Conditioning Coach)

QUARTERBACKS (2)

2 Mason Rudolph ..... QB
8 Aaron Rodgers ..... QB

RUNNING BACKS (3)

14 Kenneth Gainwell ..... RB
20 Kaleb Johnson ..... RB
30 Jaylen Warren ..... RB

WIDE RECEIVERS (6)

4 DK Metcalf ..... WR
10 Roman Wilson ..... WR
13 Scotty Miller ..... WR
15 Ben Skowronek ..... WR
19 Calvin Austin III ..... WR
85 Ke'Shawn Williams ..... WR

TIGHT ENDS (4)

80 Darnell Washington ..... TE
81 Jonnu Smith ..... TE
83 Connor Heyward ..... TE
88 Pat Freiermuth ..... TE

OFFENSIVE LINE (9)

54 Zach Frazier C
62 Ryan McCollum C
66 Mason McCormick ..... G
67 Calvin Anderson ..... OL
71 Andrus Peat ..... G
73 Isaac Seumalo ..... OL
74 Spencer Anderson ..... OL
76 Troy Fautanu ..... OT
77 Broderick Jones ..... OT

LINEBACKERS (9)

6 Patrick Queen ..... LB
33 Jack Sawyer ..... LB
41 Payton Wilson ..... LB
44 Carson Bruener ..... LB
50 Malik Harrison ..... LB
51 Nick Herbig ..... LB
55 Cole Holcomb ..... LB
56 Alex Highsmith ..... LB
90 T.J. Watt ..... LB

DEFENSIVE BACKS (9)

5 Jalen Ramsey ..... CB
21 Chuck Clark ..... S
22 Juan Thornhill ..... S
23 Darius Slay ..... CB
24 Joey Porter Jr. ..... CB
26 Brandin Echols ..... CB
29 Kyle Dugger ..... S
40 Jabrill Peppers ..... S
42 James Pierre ..... CB

DEFENSIVE LINE (7)

91 Logan Lee ..... DL
93 Esezi Otomewo ..... DT
94 Yahya Black ..... DL
95 Keeanu Benton ..... DT
97 Cameron Heyward ..... DT
98 DeMarvin Leal ..... DE
99 Derrick Harmon ..... DT

SPECIALISTS (3)

3 Corliss Waitman ..... P
9 Chris Boswell ..... K
46 Christian Kuntz ..... LS

NO	NAME	POS	HT	WT	DOB	AGE	EXP	COLLEGE	HOMETOWN	HOW ACQ	GP	GS	DPN	INA
								TWENTY-FIRST SEASON (1)						
8	Aaron Rodgers	QB	6-2	223	12/02/83	41	21	California	Chico, CA	FA '25	8	8	0	0
								FIFTEENTH SEASON (1)						
97	Cameron Heyward	DT	6-5	295	05/06/89	36	15	Ohio State	Pittsburgh, PA	D1 '11	8	8	0	0
								THIRTEENTH SEASON (1)						
23	Darius Slay	CB	6-0	190	01/01/91	34	13	Mississippi State	Brunswick, GA	FA '25	8	8	0	0
								ELEVENTH SEASON (2)						
71	Andrus Peat	G	6-7	316	11/04/93	32	11	Stanford	Tempe, AZ	FA '25	0	0	0	8
9	Chris Boswell	K	6-2	185	03/16/91	34	11	Rice	Fort Worth, TX	FA '15	8	0	0	0
								TENTH SEASON (4)						
94	Dean Lowry	DL	6-6	296	06/09/94	31	10	Northwestern	Rockford, IL	FA '24	0	0	0	0
73	Isaac Seumalo	OL	6-4	303	10/29/93	32	10	Oregon State	Corvallis, OR	FA '23	8	8	0	0
5	Jalen Ramsey	CB	6-1	208	10/24/94	31	10	Florida State	Smyrna, TN	TR '25 (MIA)	8	8	0	0
28	Miles Killebrew	S	6-2	222	05/10/93	32	10	Southern Utah	Henderson, NV	FA '22	5	0	0	0
								NINTH SEASON (3)						
40	Jabrill Peppers	S	5-11	217	03/04/95	30	9	Michigan	East Orange, NJ	FA '25	6	1	0	1
81	Jonnu Smith	TE	6-3	248	08/22/95	30	9	FIU	Ocala, FL	TR '25 (MIA)	0	0	0	0
90	T.J. Watt	LB	6-4	252	10/11/94	31	9	Wisconsin	Pewaukee, WI	D1 '17	8	8	0	0
								EIGHTH SEASON (4)						
21	Chuck Clark	S	6-0	205	04/19/95	30	8	Virginia Tech	Suffolk, VA	FA '25	6	4	0	2
25	DeShon Elliott	S	6-1	210	04/21/97	28	8	Texas	Dallas, TX	FA '24	5	5	0	2
11	Marquez Valdes-Scantling	WR	6-4	206	10/10/94	31	8	South Florida	St. Petersburg, FL	FA '25	1	0	0	0
2	Mason Rudolph	QB	6-5	235	07/17/95	30	8	Oklahoma State	Rock Hill, SC	FA '25	2	0	6	0
								SEVENTH SEASON (5)						
4	DK Metcalf	WR	6-4	235	12/14/97	27	7	Mississippi	Oxford, MS	TR '25 (SEA)	8	8	0	0
96	Daniel Ekuale	DT	6-3	310	01/13/94	31	7	Washington State	Pago Pago, Amer. Samoa	FA '25	7	0	0	0
22	Juan Thornhill	S	6-0	205	10/19/95	30	7	Virginia	Altavista, VA	FA '25	8	1	0	0
64	Max Scharping	G	6-6	325	08/10/96	29	7	Northern Illinois	Green Bay, WI	PS '24 (WAS)	0	0	0	2
13	Scotty Miller	WR	5-9	174	07/31/97	28	7	Bowling Green	Barrington, IL	FA '25	6	0	0	2
								SIXTH SEASON (8)						
56	Alex Highsmith	LB	6-4	242	08/07/97	28	6	Charlotte	Wilmington, NC	D3 '20	6	6	0	2
67	Calvin Anderson	OL	6-5	305	03/25/96	29	6	Texas	Austin, TX	FA '24	5	0	3	0
55	Cole Holcomb	LB	6-1	240	07/30/96	29	6	North Carolina	New Smyrna Beach, FL	FA '23	7	3	0	1
68	Jack Driscoll	OL	6-5	312	04/01/97	28	6	Auburn	Madison, CT	FA '25	0	0	0	0
42	James Pierre	CB	6-2	185	09/16/96	29	6	Florida Atlantic	Deerfield Beach, FL	FA '24	8	0	0	0
29	Kyle Dugger	S	6-1	216	03/22/96	29	6	Lenoir-Rhyne	Decatur, GA	TR '25 (NE)	7	4	0	1
50	Malik Harrison	LB	6-3	255	03/05/98	27	6	Ohio State	Columbus, OH	FA '25	2	1	0	0
6	Patrick Queen	LB	6-0	230	08/13/99	26	6	LSU	Ventress, LA	FA '24	8	8	0	0
								FIFTH SEASON (9)						
15	Ben Skowronek	WR	6-3	224	06/27/97	28	5	Notre Dame	Fort Wayne, IN	FA '24	8	1	0	0
26	Brandin Echols	CB	5-10	179	10/16/97	28	5	Kentucky	Southaven, MS	FA '25	8	2	0	0
46	Christian Kuntz	LS	6-1	228	04/13/94	31	5	Duquesne	Pittsburgh, PA	FA '20	8	0	0	0
49	Darrick Forrest	S	5-11	200	05/22/99	26	5	Cincinnati	Columbus, OH	FA-25	0	0	0	0
89	Donald Parham Jr.	TE	6-8	237	08/16/97	28	5	Stetson	Lakeland, FL	FA '25	0	0	0	0
92	Isaiahh Loudermilk	DT	6-7	293	10/10/97	28	5	Wisconsin	Howard, KS	D5 '21	2	2	0	0
14	Kenneth Gainwell	RB	5-9	200	03/14/99	26	5	Memphis	Yazoo City, MS	FA '25	8	1	0	0
88	Pat Freiermuth	TE	6-5	258	10/25/98	27	5	Penn State	Merrimac, MA	D2 '21	8	3	0	0
37	Trey Sermon	RB	6-0	215	01/30/99	26	5	Ohio State	Marietta, GA	FA '25	3	0	0	0
								FOURTH SEASON (9)						
83	Connor Heyward	TE	6-0	230	01/22/99	26	4	Michigan State	Duluth, GA	D6 '22	8	1	0	0
3	Corliss Waitman	P	6-2	210	07/21/95	30	4	South Alabama	Milton, FL	FA '24	8	0	0	0
98	DeMarvin Leal	DE	6-4	290	07/01/00	25	4	Texas A&M	San Antonio, TX	D3 '22	3	0	0	3
82	Isaiah Hodgins	WR	6-3	200	10/21/98	27	4	Oregon State	San Jose, CA	FA '25	0	0	0	0
30	Jaylen Warren	RB	5-8	215	11/01/98	27	4	Oklahoma State	Cottonwoods Heights, UT	UDFA '22	7	7	0	1
57	Mark Robinson	LB	5-11	235	08/14/99	26	4	Mississippi	Leesburg, GA	FA '25	6	0	0	0
87	Matt Sokol	TE	6-5	258	11/09/95	29	4	Michigan State	Rochester, MI	FA '24	0	0	0	0
62	Ryan McCollum	C	6-5	300	03/04/98	27	4	Texas A&M	Spring, TX	W '22 (DET)	8	0	0	0
17	Skylar Thompson	QB	6-2	210	06/04/97	28	4	Kansas State	Independence, MO	FA '25	0	0	0	1
								THIRD SEASON (8)						
77	Broderick Jones	OT	6-5	311	05/16/01	24	3	Georgia	Lithonia, GA	D1 '23	8	8	0	0
19	Calvin Austin III	WR	5-9	162	03/24/99	26	3	Memphis	Memphis, TN	D4 '22	6	6	0	2
60	Dylan Cook	OT	6-5	305	01/11/98	27	3	Montana	Butte, MT	FA '23	0	0	0	0
93	Esezi Otomewo	DT	6-5	282	03/09/99	26	3	Minnesota	Indianapolis, IN	FA '25	3	0	1	4
24	Joey Porter Jr.	CB	6-2	193	07/26/00	25	3	Penn State	Bakersfield, CA	D2a '23	5	5	0	3
95	Keeanu Benton	DT	6-4	309	07/17/01	24	3	Wisconsin	Janesville, WI	D2b '23	8	8	0	0
51	Nick Herbig	LB	6-2	240	11/21/01	23	3	Wisconsin	Kauai, HI	D4 '23	7	2	0	1
74	Spencer Anderson	OL	6-5	305	06/07/00	25	3	Maryland	Bowie, MD	D7b '23	8	1	0	0
								SECOND SEASON (7)						
27	Cory Trice Jr.	CB	6-3	206	05/30/00	25	2	Purdue	Hopkinsville, KY	D7a '23	0	0	0	0
38	D'Shawn Jamison	CB	5-10	185	06/04/99	26	2	Texas	Houston, TX	FA '24	0	0	0	0
80	Darnell Washington	TE	6-7	264	08/17/01	24	2	Georgia	Las Vegas, NV	D3 '23	8	6	0	0
45	Julius Welschof	LB	6-6	265	03/12/97	28	2	Charlotte	Miesbach, Bavaria, Germany	FA '24	0	0	0	0
66	Mason McCormick	G	6-5	315	05/25/00	25	2	South Dakota State	Sioux Falls, SD	D4 '24	8	8	0	0
41	Payton Wilson	LB	6-4	242	04/21/00	25	2	North Carolina State	Hillsborough, NC	D3b '24	8	4	0	0
54	Zach Frazier	C	6-3	310	08/29/01	24	2	West Virginia	Fairmont, WV	D2 '24	8	8	0	0
								FIRST SEASON (7)						
31	Daequan Hardy	CB	5-9	179	06/13/01	24	1	Penn State	Pittsburgh, PA	FA '25	0	0	0	0
65	Kyler Baugh	DT	6-3	295	11/28/01	23	1	Minnesota	Talihina, OK	FA '25	0	0	0	0
35	Lew Nichols	RB	5-10	220	08/16/01	24	1	Central Michigan	Detroit, MI	FA '25	1	0	0	0
91	Logan Lee	DL	6-5	291	06/12/00	25	1	Iowa	Orion, IL	D6a '24	3	0	1	4
10	Roman Wilson	WR	6-0	192	06/19/01	24	1	Michigan	Maui, HI	D3a '24	8	2	0	0
79	Steven Jones	OL	6-5	342	09/06/00	25	1	Oregon	Temecula, CA	FA '25	0	0	0	0
76	Troy Fautanu	OT	6-4	317	10/11/00	25	1	Washington	Henderson, NV	D1 '24	8	8	0	0
								ROOKIE (11)						
44	Carson Bruener	LB	6-2	226	06/05/01	24	R	Washington	Woodinville, WA	D7a '25	8	0	0	0
39	Daryl Porter	DB	5-10	185	02/03/02	23	R	Miami	Fort Lauderdale, FL	FA '25	0	0	0	0
99	Derrick Harmon	DT	6-4	313	08/03/03	22	R	Oregon	Detroit, MI	D1 '25	6	2	0	2
34	Donte Kent	CB	5-10	189	09/28/01	24	R	Central Michigan	Harrisburg, PA	D7b '25	0	0	0	0
48	Jack Henderson	S	6-2	215	12/26/01	23	R	Minnesota	Mandeville, LA	FA '25	0	0	0	0
33	Jack Sawyer	LB	6-5	260	05/06/02	23	R	Ohio State	Pickerington, OH	D4 '25	8	0	0	0
20	Kaleb Johnson	RB	6-1	224	08/14/03	22	R	Iowa	Hamilton, OH	D3 '25	5	0	3	0
85	Ke'Shawn Williams	WR	5-9	186	12/27/01	23	R	Indiana	Philadelphia, PA	UDFA '25	0	0	0	0
84	Max Hurleman	WR	5-11	200	10/19/01	24	R	Notre Dame	Wyomissing, PA	UDFA '25	0	0	0	0
18	Will Howard	QB	6-4	235	09/24/01	24	R	Ohio State	Downingtown, PA	D6 '25	0	0	0	0
94	Yahya Black	DL	6-5	330	04/21/02	23	R	Iowa	Marshall, MN	D5 '25	8	1	0	0

YEAR	DRAFTEES (24)	FREE AGENTS (21)	COLLEGE FREE AGENTS (2)	TRADES/WAIVERS (5)
2025	DT Derrick Harmon (1) RB Kaleb Johnson (3) LB Jack Sawyer (4) DL Yahya Black (5) LB Carson Bruener (7a)	S Chuck Clark (FA '25) CB Brandin Echols (FA '25) RB Kenneth Gainwell (FA '25) LB Malik Harrison (FA '25) WR Scotty Miller (FA '25) DT Esezi Otomewo (FA '25) G Andrus Peat (FA '25) S Jabrill Peppers (FA '25) QB Aaron Rodgers (FA '25) QB Mason Rudolph (FA '25) CB Darius Slay (FA '25) S Juan Thornhill (FA '25)	WR Ke'Shawn Williams (UDFA '25)	S Kyle Dugger (TR '25 NE) WR DK Metcalf (TR '25 SEA) CB Jalen Ramsey (TR '25 MIA) TE Jonnu Smith (TR '25 MIA)
2024	OT Troy Fautanu (1) C Zach Frazier (2) WR Roman Wilson (3a) LB Payton Wilson (3b) G Mason McCormick (4) DL Logan Lee (6a)	OL Calvin Anderson (FA '24) CB James Pierre (FA '24) LB Patrick Queen (FA '24) WR Ben Skowronek (FA '24) P Corliss Waitman (FA '24)		
2023	OT Broderick Jones (1) CB Joey Porter Jr. (2a) DT Keeanu Benton (2b) TE Darnell Washington (3) LB Nick Herbig (4) OL Spencer Anderson (7b)	LB Cole Holcomb (FA '23) OL Isaac Seumalo (FA '23)		
2022	DE DeMarvin Leal (3) WR Calvin Austin III (4) TE Connor Heyward (6)		RB Jaylen Warren (UDFA '22)	C Ryan McCollum (W '22 DET)
2021	TE Pat Freiermuth (2)			
2020	LB Alex Highsmith (3)	LS Christian Kuntz (FA '20)		
2017	LB T.J. Watt (1)			
2015		K Chris Boswell (FA '15)		
2011	DT Cameron Heyward (1)			

DATE	POS.	PLAYER	TRANSACTION	POS.	PLAYER	TRANSACTION
11/3	RB	Lew Nichols	Restored to Practice Squad	RB	Trey Sermon	Restored to Practice Squad
11/1	LB	Malik Harrison	Activated from Reserve/Injured List	RB	Lew Nichols	Elevated from Practice Squad to Active/Inactive Roster
	RB	Trey Sermon	Elevated from Practice Squad to Active/Inactive Roster			
10/31	S	DeShon Elliott	Placed on Reserve/Injured List	DT	Daniel Ekuale	Placed on Reserve/Injured List
10/30	S	Kyle Dugger	Acquired, via trade with New England, along with the Patriots seventh-round selection in the 2026 draft in exchange for the Steelers' sixth-round selection in the 2026 draft			
10/29	OL	Jack Driscoll	Signed to Practice Squad	S	Darrick Forrest	Signed to Practice Squad
	WR	John Rhys Plumlee	Signed to Practice Squad			
10/28	RB	Raheem Blackshear	Released from Practice Squad	LB	Jacoby Windmon	Released from Practice Squad
10/21	QB	Logan Woodside	Terminated from Practice Squad			
10/16	S	Miles Killebrew	Placed on Reserve/Injured List			
10/11	WR	Ke'Shawn Williams	Promoted to Active Roster off the Practice Squad	DE	K.J. Henry	Signed to Practice Squad
10/8	LB	Jacoby Windmon	Signed to Practice Squad			
10/7	LB	Ja'Whaun Bentley	Terminated from Practice Squad	RB	Raheem Blackshear	Signed to Practice Squad
10/6	S	Jack Henderson	Signed to Practice Squad			
9/29	RB	Trey Sermon	Restored to Practice Squad			
9/27	RB	Trey Sermon	Elevated from Practice Squad to Active/Inactive Roster			
9/22	RB	Trey Sermon	Restored to Practice Squad			
9/20	G	Max Scharping	Placed on Reserve/Injured List	RB	Trey Sermon	Elevated from Practice Squad to Active/Inactive Roster
9/17	DT	Isaiahh Loudermilk	Placed on Reserve/Injured List	LB	Ja'Whaun Bentley	Signed to Practice Squad
	WR	Isaiah Hodgins	Signed to Practice Squad	TE	Matt Sokol	Signed to Practice Squad
	DL	DeMarvin Leal	Promoted from Practice Squad to Active Roster			
9/16	WR	Rakim Jarrett	Released from Practice Squad	TE	JJ Galbreath	Released from Practice Squad
9/15	LB	Jon Rhattigan	Restored to Practice Squad			
9/13	LB	Jon Rhattigan	Elevated from Practice Squad to Active/Inactive Roster			
9/10	S	Jabrill Peppers	Signed to one-year contract	CB	James Pierre	Promoted from Practice Squad to Active Roster
	QB	Logan Woodside	Signed to Practice Squad	LB	Malik Harrison	Placed on Reserve/Injured List
	QB	Skylar Thompson	Placed on Reserve/Injured List			
9/8	CB	James Pierre	Restored to Practice Squad	WR	Lance McCutcheon	Released from Practice Squad
	WR	Rakim Jarrett	Signed to Practice Squad			
9/6	CB	James Pierre	Elevated from Practice Squad to Active/Inactive Roster			
9/3	WR	Lance McCutcheon	Signed to Practice Squad	LB	Jon Rhattigan	Signed to Practice Squad
9/2	WR	Robert Woods	Released from Practice Squad			
9/1	RB	Jaylen Warren	Signed to three-year contract			
8/28	QB	Will Howard	Placed on Reserve/Injured List	CB	Donte Kent	Placed on Reserve/Injured List
	S	Chuck Clark	Signed to one-year contract	G	Max Scharping	Signed to one-year contract
8/27	DT	Kyler Baugh	Signed to Practice Squad	CB	Beanie Bishop Jr.	Signed to Practice Squad
	DB	Sebastian Castro	Signed to Practice Squad	OT	Dylan Cook	Signed to Practice Squad
	TE	JJ Galbreath	Signed to Practice Squad	WR	Max Hurleman	Signed to Practice Squad
	CB	D'Shawn Jamison	Signed to Practice Squad	OL	Steven Jones	Signed to Practice Squad
	DL	DeMarvin Leal	Signed to Practice Squad	RB	Lew Nichols	Signed to Practice Squad
	CB	James Pierre	Signed to Practice Squad	DB	Daryl Porter	Signed to Practice Squad
	RB	Trey Sermon	Signed to Practice Squad	LB	Julius Welschof	Signed to Practice Squad
	WR	Ke'Shawn Williams	Signed to Practice Squad	WR	Robert Woods	Signed to Practice Squad
8/26	LB	Eku Leota	Waived	CB	Beanie Bishop Jr.	Waived
	DB	Sebastian Castro	Waived	DL	DeMarvin Leal	Waived
	OT	Dylan Cook	Waived	WR	Ke'Shawn Williams	Waived
	DT	Domenique Davis	Waived/Injured	WR	Brandon Johnson	Waived/Injured
	S	Chuck Clark	Terminated Vested Veteran	CB	James Pierre	Waived
	G	Max Scharping	Waived	RB	Trey Sermon	Waived
	WR	Robert Woods	Waived	CB	Cory Trice Jr.	Placed on Reserve/Injured List (Designated for Return)
8/25	K	Ben Sauls	Waived	LB	Mark Robinson	Waived
	LB	Julius Welschof	Waived	DB	D'Shawn Jamison	Waived
	DB	Daryl Porter	Waived	DT	Kyler Baugh	Waived
	OL	Steven Jones	Waived	OL	Aiden Williams	Waived
	RB	Lew Nichols	Waived	TE	JJ Galbreath	Waived
	WR	Max Scharping	Waived	WR	Lance McCutcheon	Waived
	P	Cameron Johnston	Terminated Vested Veteran			
8/22	LB	Kenny Willekes	Waived	LS	Jake McQuaide	Waived
	DB	Quindell Johnson	Waived	DB	Kyler McMichael	Waived
	DB	Mikey Victor	Waived	OL	Doug Nester	Waived
	OL	Julian Pearl	Waived	QB	Logan Woodside	Waived
	RB	Evan Hull	Waived	TE	Kevin Foelsch	Waived
8/21	DB	Kam Alexander	Waived			
8/19	LB	Kenny Willekes	Signed to one-year contract	OL	Gareth Warren	Waived/Injured
8/18	LS	Jake McQuaide	Signed to one-year contract	DB	Kam Alexander	Signed to one-year contract
	OL	Julian Pearl	Signed to one-year contract	LB	Devin Harper	Waived
	WR	Roc Taylor	Waived	DT	Breiden Fehoko	Waived
8/11	TE	Kevin Foelsch	Signed to one-year contract	DB	Mikey Victor	Signed to one-year contract
	DB	Cameron McCutcheon	Waived/Injured	TE	DJ Thomas-Jones	Waived/Injured
8/7	OL	Andrus Peat	Signed to one-year contract	QB	Logan Woodside	Signed to one-year contract
	LS	Tucker Addington	Waived	OL	Nick Broeker	Waived
8/5	DB	Daryl Porter	Signed to one-year contract	TE	Kevin Foelsch	Waived
8/2	DT	Breiden Fehoko	Signed to one-year contract	DT	Dean Lowry	Placed on Reserve/Injured List
8/1	DT	Kyler Baugh	Signed to one-year contract	DT	Jacob Slade	Waived/Injured
7/31	G	Isaac Seumalo	Activated off Non-Football Injury List			
7/29	DT	Domenique Davis	Signed to one-year contract	TE	Kevin Foelsch	Signed to one-year contract
	RB	Lew Nichols	Signed to one-year contract	WR	Montana Lemonious-Craig	Waived/Injured
	LB	Jeremiah Moon	Waived/Injured	RB/KR	Cordarrelle Patterson	Terminated Vested Veteran

7/25	S	Chuck Clark	Signed to one-year contract	DT	Domenique Davis	Waived
7/23	G	Isaac Seumalo	Placed on Active/NFI (Non-Football Injury) List			
7/22	LB	T.J. Watt	Signed to four-year contract			
6/30	CB	Jalen Ramsey	Acquired, along with TE Jonnu Smith and a seventh-round pick in the 2027 NFL Draft, from Miami for S Minkah Fitzpatrick and a 2027 fifth-round pick			
6/25	LS	Tucker Addington	Signed to one-year contract			
6/24	S	DeShon Elliott	Signed to three-year contract			
6/19	RB	Jonathan Ward	Waived			
6/5	QB	Aaron Rodgers	Signed to one-year contract	TE	Donald Parham	Placed on Reserve/Injured List
	DB	Quindell Johnson	Signed to one-year contract	DB	Joshuah Bledsoe	Waived
5/27	WR	Montana Lemonious-Craig	Signed to one-year contract			
5/22	DT	Derrick Harmon	Signed to four-year contract			
5/21	OL	Nick Broeker	Signed to one-year contract	G	Lecitus Smith	Waived
5/12	WR	Max Hurleman	Signed to one-year contract	RB	Trey Sermon	Signed to one-year contract
	OL	Gareth Warren	Signed to one-year contract	RB	Aaron Shampklin	Waived
5/9	DB	Sebastian Castro	Signed to one-year contract	TE	JJ Galbreath	Signed to one-year contract
	TE	DJ Thomas-Jones	Signed to one-year contract	DE	Blake Mangelson	Signed to one-year contract
	K	Ben Sauls	Signed to one-year contract	OL	Aiden Williams	Signed to one-year contract
	WR	Roc Taylor	Signed to one-year contract	WR	Ke'Shawn Williams	Signed to one-year contract
	DT	Yahya Black	Signed to four-year contract	RB	Kaleb Johnson	Signed to four-year contract
	QB	Will Howard	Signed to four-year contract	LB	Jack Sawyer	Signed to four-year contract
	LB	Carson Bruener	Signed to four-year contract	CB	Donte Kent	Signed to four-year contract
5/8	WR	George Pickens	Traded, along with a sixth-round pick in the 2027 NFL Draft, to Dallas for a third-round pick in the 2026 NFL Draft and fifth-round pick in the 2027 NFL Draft			
5/1	WR	Robert Woods	Signed to one-year contract			
4/30	LB	Thomas Rush	Waived	DT	Montravius Adams	Terminated Vested Veteran
4/28	DB	Ryan Watts	Released			
4/26	LB	Carson Bruener	Drafted in seventh round of 2025 draft (226th overall)	QB	Will Howard	Drafted in sixth round of 2025 draft (185th overall)
	DT	Yahya Black	Drafted in fifth round of 2025 draft (164th overall)	LB	Jack Sawyer	Drafted in fourth round of 2025 draft (123rd overall)
4/25	RB	Kaleb Johnson	Drafted in third round of 2025 draft (83rd overall)			
4/24	CB	Donte Kent	Drafted in seventh round of 2025 draft (229th overall)	DT	Derrick Harmon	Drafted in first round of 2025 draft (21st overall)
4/22	RB	Jaylen Warren	Signed to one-year RFA (restricted free agent) tender			
4/15	OL	Max Scharping	Signed to one-year contract			
4/7	OT	Calvin Anderson	Signed to two-year contract			
3/28	LB	Jeremiah Moon	Signed to one-year contract	OL	Lecitus Smith	Claimed via waivers (NE)
3/20	CB	James Pierre	Signed to one-year contract			
3/19	DL	Esezi Otomewo	Signed to one-year contract	S	Juan Thornhill	Signed to one-year contract
	DT	Daniel Ekuale	Signed to one-year contract			
3/18	DT	Isaiahh Loudermilk	Signed to one-year contract			
3/17	WR	Ben Skowronek	Signed to two-year contract	WR	Scotty Miller	Signed to one-year contract
3/14	QB	Mason Rudolph	Signed to two-year contract			
3/13	CB	Brandin Echols	Signed to two-year contract	RB	Kenneth Gainwell	Signed to two-year contract
	LB	Malik Harrison	Signed to two-year contract	CB	Darius Slay	Signed to one-year contract
	WR	DK Metcalf	Acquired, along with a 2025 sixth-round pick (185th overall), from Seattle for a 2025 second-round pick (52nd overall) and 2025 seventh-round pick (223rd overall)			
3/10	C	Ryan McCollum	Signed to one-year contract	RB	Jaylen Warren	Tendered offer to restricted free agent
	DT	Larry Ogunjobi	Terminated Vested Veteran			
2/21	TE	Donald Parham	Signed to one-year contract			
2/14	LB	Preston Smith	Released			
1/21	DB	Cameron McCutcheon	Signed Reserve/Future Contract			
1/20	RB	Jonathan Ward	Signed Reserve/Future Contract			
1/14	RB	Aaron Shampklin	Signed Reserve/Future Contract	WR	Brandon Johnson	Signed Reserve/Future Contract
	LB	Devin Harper	Signed Reserve/Future Contract	DT	Domenique Davis	Signed Reserve/Future Contract
	OL	Doug Nester	Signed Reserve/Future Contract	CB	D'Shawn Jamison	Signed Reserve/Future Contract
	OL	Dylan Cook	Signed Reserve/Future Contract	LB	Eku Leota	Signed Reserve/Future Contract
	RB	Evan Hull	Signed Reserve/Future Contract	DL	Jacob Slade	Signed Reserve/Future Contract
	OL	Joshuah Bledsoe	Signed Reserve/Future Contract	LB	Julius Welschof	Signed Reserve/Future Contract
	DB	Kyler McMichael	Signed Reserve/Future Contract	WR	Lance McCutcheon	Signed Reserve/Future Contract
	QB	Skylar Thompson	Signed Reserve/Future Contract	OL	Steven Jones	Signed Reserve/Future Contract
	LB	Thomas Rush	Signed Reserve/Future Contract			

(As of November 4, 2025)

OFFENSE

LT	77	Broderick Jones		67	Calvin Anderson	
LG	73	Isaac Seumalo		74	Spencer Anderson	
C	54	Zach Frazier		62	Ryan McCollum	
RG	66	Mason McCormick				
RT	76	Troy Fautanu		71	Andrus Peat	
TE	88	Pat Freiermuth	**-or-**	81	Jonnu Smith	
TE	80	Darnell Washington				
RB	30	Jaylen Warren		14	Kenneth Gainwell	20 Kaleb Johnson
FB	83	Connor Heyward				
QB	8	Aaron Rodgers		2	Mason Rudolph	
WR	19	Calvin Austin III		10	Roman Wilson	85 Ke'Shawn Williams
WR	4	DK Metcalf		13	Scotty Miller	15 Ben Skowronek

DEFENSE

DT	97	Cameron Heyward	98	DeMarvin Leal	93 Esezi Otomewo
NT	95	Keeanu Benton	91	Logan Lee	
DE	99	Derrick Harmon	94	Yahya Black	
LOLB	90	T.J. Watt	33	Jack Sawyer	
LILB	6	Patrick Queen	50	Malik Harrison	44 Carson Bruener
RILB	41	Payton Wilson	55	Cole Holcomb	
ROLB	56	Alex Highsmith	51	Nick Herbig	
LCB	23	Darius Slay	26	Brandin Echols	
FS	5	Jalen Ramsey	22	Juan Thornhill	
SS	29	Kyle Dugger	21	Chuck Clark	40 Jabrill Peppers
RCB	24	Joey Porter Jr.	26	Brandin Echols	42 James Pierre
NCB	26	Brandin Echols			

SPECIALISTS

P	3	Corliss Waitman			
K	9	Chris Boswell			
LS	46	Christian Kuntz			
H	3	Corliss Waitman			
KOR	85	Ke'Shawn Williams	14	Kenneth Gainwell	20 Kaleb Johnson
PR	19	Calvin Austin III	85	Ke'Shawn Williams	13 Scotty Miller

PRONUNCIATION GUIDE

Keeanu Benton ..... Key-AH-knew
Yahya Black ..... WHY-yay
Kyle Dugger ..... DUHG-er
Brandin Echols ..... eck-ELS
Troy Fautanu ..... fao-TAWN-oo
Pat Freiermuth ..... FRY-ar-mooth
Christian Kuntz ..... KOONCE
DeMarvin Leal ..... lee-AL
Esezi Otomewo ..... uh-SAY-zee oh-TOE-may-woh
Andrus Peat ..... ANN-druss PEET
Jabrill Peppers ..... juh-BRILL
Isaac Seumalo ..... say-uh-MAH-low
Ben Skowronek ..... skuh-RAWN-ick
Jonnu Smith ..... JAH-noo



CALVIN ANDERSON

OL

67

HEIGHT: 6-5
WEIGHT: 305
BORN: March 25, 1996
COLLEGE: Texas

HOW ACQUIRED: FA '24
NFL EXPERIENCE: 6th year
BIRTHPLACE Austin, TX

PRO CAREER

- Has played in 50 regular-season games (14 starts) in five-year NFL career (Denver 2020-22, New England 2023, Pittsburgh 2022-24)

2024 (STEELERS)

- Played in four regular-season games (no starts)
- Part of an offensive line that blocked for Najee Harris' season-high 114 rushing yards in the Week 6 win at Las Vegas

2023 (PATRIOTS)

- Saw action in five games (two starts)
- Played every offensive snap in Week 1 vs. Philadelphia and Week 2 vs. Miami

2022 (BRONCOS)

- Played in 14 games and made a career-best seven starts, contributing on the offensive line and on special teams
- Did not miss an offensive snap in six straight games from Week 8, 10-14

2021 (BRONCOS)

- Played in 11 games with three starts, assisting on the offensive line and special teams
- Played every offensive snap in the Week 9 win at Dallas, paving way for Javonte Williams and Melvin Gordon to rush for 190 yards on the afternoon

2020 (BRONCOS)

- Played in 16 games with two starts in his rookie season
- Made his first NFL start in Week 10 vs. Las Vegas and played every offensive snap

TRANSACTIONS

- Signed a two-year contract extension with Pittsburgh on April 7, 2025
- Signed a to the active roster by Pittsburgh on September 24, 2024
- Released by New England on August 30, 2024
- Signed a two-year contract with New England on March 15, 2023
- Signed a one-year extension with Denver on March 14, 2022
- Signed to the active roster by Denver from N.Y. Jets practice squad on October 1, 2019
- Released by N.Y. Jets on August 31, 2019
- Acquired via waivers by N.Y. Jets from New England on May 14, 2019
- Released by New England on May 13, 2019
- Signed as an undrafted free agent by New England on May 2, 2019

PERSONAL

- Attended Westlake H.S. (Westlake, Texas), where he was named to the preseason All-Central Texas team by the Austin American-Statesman as a senior defensive end in 2013
- Attended Georgetown H.S. (Georgetown, Texas), where as a junior in 2012 was tabbed second-team All-District 17-4A as an offensive tackle
- Helped Georgetown to a 15-1 overall record, including a 7-0 district mark and a district title, and an appearance in the 4A Division 1 state title game
- Earned a undergraduate degree in mathematical economics with a business minor from Rice University
- Son of DeVry and Keiko Anderson
- Has two sisters, Jasmine Anderson and Camille Griffin
- Born in Philadelphia, Pa.
- Father, DeVry, played football at Army
- Grandfather played professional tennis
- Played basketball and tennis in high school and marched center snare in the drumline
- Can solve a rubics cube behind his back

COLLEGE

- Played one season at Texas (2018), where he played in and started all 14 games and was named honorable mention All-Big 12
- Graduate transfer offensive lineman who came to Texas after starting for three seasons at Rice (2014-17)
- Played in the NFLPA Collegiate Bowl
- Started at left tackle in the win over USC and contributed to 160 rushing yards and 234 passing yards
- Helped the Longhorns to 437 total yards in the Big 12 Championship Game against Oklahoma
- Started at left tackle in the Longhorns 28-21 win over Georgia in the Allstate Sugar Bowl
- Two-time All-Conference USA selection at Rice
- Started all 36 games in which he played during his career with the Owls
- Honorable mention All-C-USA in 2017 by the league's coaches
- Part of an offense that ranked second in the conference and 38th nationally in rushing offense with an average of 187.0 yards/game as a junior
- Rated as one of the top offensive linemen in the nation in pass blocking efficiency by Pro Football Focus
- Earned honorable mention All-C-USA honors by the league's coaches in 2016

CALVIN ANDERSON'S NFL REGULAR SEASON STATISTICS

DATE	TEAM	GP	GS
2019	Jets	0	0
	Went from **N.Y. Jets** to **Denver**.		
2019	Broncos	0	0
2019	TOTAL	0	0
2020	Broncos	16	2
2021	Broncos	11	3
2022	Broncos	14	7
2023	Patriots	5	2
2024	Patriots	0	0
	Went from **New England** to **Pittsburgh**.		
2024	Steelers	4	0
2024	TOTAL	4	0
2025	Steelers	5	0
NFL TOTALS		**55**	**14**

CALVIN ANDERSON'S NFL POSTSEASON STATISTICS

DATE	TEAM	GP	GS
2024	Steelers	1	0
NFL TOTALS		**1**	**0**

2025 GAME-BY-GAME REGULAR-SEASON STATISTICS (STEELERS)

DATE	OPPONENT	P/S		W/L	SCORE
09/07	at Jets		DID NOT PLAY (NON-INJURY)	W	34-32
09/14	Seahawks		DID NOT PLAY (NON-INJURY)	L	17-31
09/21	at Patriots		DID NOT PLAY (NON-INJURY)	W	21-14
09/28	Vikings	P		W	24-21
10/12	Browns	P		W	23-9
10/16	at Bengals	P		L	31-33
10/26	Packers	P		L	25-35
11/02	Colts	P		W	27-20
2025 TOTALS		**5-0**		**5-3**	



SPENCER ANDERSON

OL

74

HEIGHT: 6-5
WEIGHT: 305
BORN: June 7, 2000
COLLEGE: Maryland

HOW ACQUIRED: D7th '23
NFL EXPERIENCE: 3rd year
BIRTHPLACE Bowie, MD

PRO CAREER

- Has played in 25 regular-season games (four starts) in his two-year NFL career (Pittsburgh 2023)
- Made NFL debut in Week 4 of 2023 (at Houston)
- Made the first start of his career in Week 1 of 2024 (at Atlanta)

2024 (STEELERS)

- Played in all 17 games with four starts, contributing on the offensive line and special teams
- Started at left guard in Weeks 1-3, marking the first starts of his NFL career (W at Atlanta, W at Denver, W vs. L.A. Chargers)
- Made his first career start at tackle in the Week 11 win vs. Baltimore

2023 (STEELERS)

- Played in eight regular-season games (no starts), primarily on special teams

TRANSACTIONS

- Signed four-year contract with Pittsburgh on May 13, 2023
- Drafted by the Steelers in the seventh round (251st overall) of the 2023 NFL Draft

PERSONAL

- A consensus three-star recruit across all major recruiting outlets
- Rated the 16th overall player in the state of Maryland by 247sports.com
- Honorable Mention All-Metro selection as a senior
- Received offers from North Carolina, Pitt, and Wake Forest
- Coached by Keita Malloy
- Son of Robert and Anita Anderson
- Father played football at Howard University
- Has one older brother
- Undefeated on the chess team at his school
- Cousin of professional basketball player Harry Giles
- Graduated with a degree in Business and Management

COLLEGE

- Appeared in 45 games (42 starts) at Maryland (2018-22)
- 2022 Pro Football Focus Preseason All-Big Ten second team
- 2022 East-West Shrine Bowl 1000
- 2021 All-Big Ten honorable mention
- 2020-21 Big Ten Distinguished Scholar
- Started all 13 games on the offensive line, 12 at right guard and one at right tackle in 2022
- Blocked for a Maryland passing offense that ranked third in the Big Ten in 2022 by averaging 259.8 yards per game in the air

SPENCER ANDERSON'S NFL REGULAR SEASON STATISTICS

DATE	TEAM	GP	GS
2023	Steelers	8	0
2024	Steelers	17	4
2025	Steelers	8	1
NFL TOTALS		33	5

SPENCER ANDERSON'S NFL POSTSEASON STATISTICS

DATE	TEAM	GP	GS
2023	Steelers	1	0
2024	Steelers	1	1
NFL TOTALS		2	1

2025 GAME-BY-GAME REGULAR-SEASON STATISTICS (STEELERS)

DATE	OPPONENT	P/S		W/L	SCORE
09/07	at Jets	P		W	34-32
09/14	Seahawks	P		L	17-31
09/21	at Patriots	P		W	21-14
09/28	Vikings	P		W	24-21
10/12	Browns	S		W	23-9
10/16	at Bengals	P		L	31-33
10/26	Packers	P		L	25-35
11/02	Colts	P		W	27-20
2025 TOTALS		**8-1**		**5-3**	



CALVIN AUSTIN III

WR

19

HEIGHT: 5-9
WEIGHT: 162
BORN: March 24, 1999
COLLEGE: Memphis

HOW ACQUIRED: D4 '22
NFL EXPERIENCE: 3rd year
BIRTHPLACE Memphis, TN

PRO CAREER

- Has played in 34 regular-season games (nine starts) in three-year NFL career (Pittsburgh 2022-24)
- Has registered 53 receptions for 728 yards (13.7 avg.) and five TDs
- Has rushed 11 times for 57 yards and one TD
- Has returned 57 punts for 538 yards (9.4 avg.) and one TD
- Recorded a 73-yard punt return for TD in Week 8 of 2024 vs. N.Y. Giants
- Named AFC Special Teams Player of the Week for his performance in Week 8 vs. N.Y. Giants (Monday Night Football)
- His punt return for TD was the Steelers first since Diontae Johnson (85 yards) vs. Arizona on Dec. 8, 2019
- First punt return for TD by Pittsburgh at home since Antonio Brown (71 yards) vs. Indianapolis on Dec. 6, 2015
- Third player to register a TD catch and punt return TD on Monday Night Football in the last 20 years (Dez Bryant, Dallas; Devin Hester, Chicago)
- Only player in the NFL with a TD reception of at least 50 yards and punt return for TD of at least 70 yards on the year
- One of two players in the League with a TD reception of at least 50 yards and punt return for TD of at least 70 yards in the same season since 2019 (Rashid Shaheed, New Orleans, 2023)
- Ranks fifth in punt returns (57), sixth in punt-return yards (538) and sixth in punt-return average (9.4) since entering the League in 2023
- Hauled in a 72-yard TD catch in Week 3 of 2023 at Las Vegas
- Made NFL debut in Week 1 of 2023 (vs. San Francisco)
- Made NFL starting debut in Week 5 of 2023 (vs. Baltimore)

2024 (STEELERS)

- Played in 17 regular-season games (eight starts)
- Caught 36 passes for 548 yards (15.2 avg.) and four TDs
- Returned 28 punts for 289 yards (10.3 avg.) and one TD
- Only player in the NFL with a TD reception of at least 50 yards and punt return for TD of at least 70 yards on the year
- One of two players in the League with a TD reception of at least 50 yards and punt return for TD of at least 70 yards in the same season since 2019 (Rashid Shaheed, New Orleans, 2023)
- Recorded a 73-yard punt return for TD in Week 8 of 2024 vs. N.Y. Giants
- Named AFC Special Teams Player of the Week for his performance in Week 8 vs. N.Y. Giants (Monday Night Football)
- His punt return for TD was the Steelers first since Diontae Johnson (85 yards) vs. Arizona on Dec. 8, 2019
- First punt return for TD by Pittsburgh at home since Antonio Brown (71 yards) vs. Indianapolis on Dec. 6, 2015
- Third player to register a TD catch and punt return TD on Monday Night Football in the last 20 years (Dez Bryant, Dallas; Devin Hester, Chicago)
- Caught four passes for 95 yards (23.8 avg.), including a 55-yard TD reception from Justin Fields, in the 20-10 Week 3 victory over L.A. Chargers
- Registered three catches for 54 yards (18.0 avg.), including a 29-yard TD reception from Russell Wilson, in the 26-18 Week 8 victory over N.Y. Giants
- Caught three passes for 78 yards (26.0 avg.), including a 46-yard reception and 23-yard TD catch from Russell Wilson, in Week 12 at Cleveland
- Recorded a 23-yard TD reception from Russell Wilson in Week 13 at Cincinnati

2023 (STEELERS)

- Played in 17 regular-season games (one start)
- Caught 17 passes for 180 yards (10.6 avg.) and one TD
- Hauled in a 72-yard TD catch in Week 3 at Las Vegas
- Rushed for 57 yards on 11 carries (5.2 avg.) and one TD
- Registered a seven-yard TD run in Week 16 vs. Cincinnati

2022 (STEELERS)

- Spent the entire season on the Reserve/Injured List

TRANSACTIONS

- Placed on the Reserve/Injured List on Sept. 1, 2022 and missed the entire season
- Drafted by Pittsburgh in the fourth round (138th overall) of the 2022 NFL Draft

PERSONAL

- Three-year member of the varsity squad at Harding Academy in Memphis
- Led to three straight Tennessee Secondary School Athletic Association (TSSAA) Division II Class A state playoffs appearances
- Caught 74 passes for 1,513 yards and 24 TDs, rushed for 558 yards and eight TDs, totaled 49 TDs (six by punt return, five by kick return, four by interception return and two by fumble return), and recorded 3,492 all-purpose yards (758 kick return and 541 punt return) and 2,071 total yards
- Named 2016 Tennessee Titans Mr. Football semifinalist (D2A back), 2016 Tennessee Sports Writers Association (TSWA) D2A All-State first team and 2016 Donovan Stewart D2A All-State
- Two-time D2A West 1 All-District (2015, 2016)
- Two-time D2A West 1 Special Teams Player of the Year (2015, 2016)
- 2016 Toyota East-West All-Star Classic
- Three time Commercial Appeal Best of Preps pick (2014-16)
- Nine-time state champion in sprints/relays, seven-time TSWA All-State honoree and set five school records
- 2015-16, 2016-17 Commercial Appeal Best of Preps Boys Track and Field Athlete of the Year
- Helped lead the Lions to a TSSAA D2A state championships runner-up finish in 2017
- Son of Calvin and Mimi Austin

COLLEGE

- Played in 49 career games at Memphis (2018-21)
- Caught 156 passes for 2,541 yards (16.3 yards/reception) and 22 TDs
- Returned 29 punts for 323 yards (11.1 yards/return), including a 94-yard TD
- Finished his career ranked second all-time in program history in receiving TDs, fourth in receiving yards and fifth in receptions
- Named first-team All-AAC in both 2020 and 2021
- Led the Tigers with 74 catches for 1,149 yards and eight TDs in 2021
- His 1,149 receiving yards rank fifth on the program's single-season list, while his eight TDs tied for 11th
- In track and field, named 2019 U.S. Track and Field/Cross Country Coaches Association (USTFCCCA) All-America second team (4x100m relay), 2019 All-American Athletic Conference (4x100m relay), 2018 USTFCCCA All-America honorable mention (4x400m relay), 2018 All-American Athletic Conference four times (Indoor 200m, 4x400m relay; Outdoor 4x100m relay, 4x400m relay) and ran a school-record 39.19 seconds in winning silver at the 2019 American Athletic Conference Championships

CALVIN AUSTIN III'S NFL REGULAR SEASON RUSHING/RECEIVING STATISTICS

				RECEIVING					RUSHING				
DATE	TEAM	GP	GS	NO.	YDS.	AVG.	LG	TD	NO.	YDS.	AVG.	LG	TD
2022	Steelers	0	0	0	0	0.0	0	0	0	0	0.0	0	0
2023	Steelers	17	1	17	180	10.6	72t	1	11	57	5.2	12	1
2024	Steelers	17	8	36	548	15.2	55t	4	0	0	0.0	0	0
2025	Steelers	6	6	19	223	11.7	30	2	0	0	0.0	0	0
NFL TOTALS		**40**	**15**	**72**	**951**	**13.2**	**72T**	**7**	**11**	**57**	**5.2**	**12**	**1**

CALVIN AUSTIN III'S NFL POSTSEASON RUSHING/RECEIVING STATISTICS

				RECEIVING					RUSHING				
DATE	TEAM	GP	GS	NO.	YDS.	AVG.	LG	TD	NO.	YDS.	AVG.	LG	TD
2023	Steelers	1	0	1	7	7.0	7t	1	0	0	0.0	0	0
2024	Steelers	1	1	1	25	25.0	25	0	0	0	0.0	0	0
NFL TOTALS		**2**	**1**	**2**	**32**	**16.0**	**25**	**1**	**0**	**0**	**0.0**	**0**	**0**

CALVIN AUSTIN III'S NFL REGULAR SEASON RETURN STATISTICS

		KICKOFF RETURNS					PUNT RETURNS					
DATE	TEAM	RET.	YDS.	AVG.	LG	TD	NO.	FC	YDS.	AVG.	LG	TD
2022	Steelers	0	0	0.0	0	0	0	0	0	0.0	0	0
2023	Steelers	0	0	0.0	0	0	29	12	249	8.6	34	0
2024	Steelers	0	0	0.0	0	0	28	15	289	10.3	73t	1
2025	Steelers	0	0	0.0	0	0	2	3	9	4.5	12	0
NFL TOTALS		**0**	**0**	**0.0**	**0**	**0**	**59**	**30**	**547**	**9.3**	**73T**	**1**

CALVIN AUSTIN III'S NFL POSTSEASON RETURN STATISTICS

		KICKOFF RETURNS					PUNT RETURNS					
DATE	TEAM	RET.	YDS.	AVG.	LG	TD	NO.	FC	YDS.	AVG.	LG	TD
2023	Steelers	0	0	0.0	0	0	1	1	12	12.0	12	0
2024	Steelers	0	0	0.0	0	0	1	1	14	14.0	14	0
NFL TOTALS		**0**	**0**	**0.0**	**0**	**0**	**2**	**2**	**26**	**13.0**	**14**	**0**

SINGLE-GAME HIGHS: RUSHING/RECEIVING

Rush Attempts
2 vs. Tennessee Titans, Nov 02, 2023
2 vs. Jacksonville Jaguars, Oct 29, 2023

Rushing Yards
12 vs. New England Patriots, Dec 07, 2023
10 vs. Tennessee Titans, Nov 02, 2023
...1 more at 10.

Longest Runs
12 vs. New England Patriots, Dec 07, 2023
10 vs. Jacksonville Jaguars, Oct 29, 2023

Rushing TDs
1 vs. Cincinnati Bengals, Dec 23, 2023

Receptions
6 vs. San Francisco 49ers, Sep 10, 2023
5 vs. Indianapolis Colts, Nov 02, 2025
...1 more at 5.

Receiving Yards
95 vs. Los Angeles Chargers, Sep 22, 2024
78 at Cleveland Browns, Nov 21, 2024

Receiving Average
26.0 at Cleveland Browns, Nov 21, 2024
23.8 vs. Los Angeles Chargers, Sep 22, 2024

Longest Receptions
72t at Las Vegas Raiders, Sep 24, 2023
55t vs. Los Angeles Chargers, Sep 22, 2024

Receiving TDs
1 at New England Patriots, Sep 21, 2025
1 at New York Jets, Sep 07, 2025
...5 more at 1.

All-Purpose Yards
127 vs. New York Giants, Oct 28, 2024
115 vs. Los Angeles Chargers, Sep 22, 2024

Fair Catches
5 vs. Los Angeles Chargers, Sep 22, 2024
2 vs. Seattle Seahawks, Sep 14, 2025
...4 more at 2.

Punt Return Yards
92 at Baltimore Ravens, Jan 06, 2024
73 vs. New York Giants, Oct 28, 2024

Longest Punt Return
73t vs. New York Giants, Oct 28, 2024
34 at Baltimore Ravens, Jan 06, 2024

Punt Returns
5 at Denver Broncos, Sep 15, 2024
5 at Baltimore Ravens, Jan 06, 2024

Punt Return TDs
1 vs. New York Giants, Oct 28, 2024

Punt Return Average
18.4 at Baltimore Ravens, Jan 06, 2024
17.0 at Cleveland Browns, Nov 19, 2023

Most TDs
2 vs. New York Giants, Oct 28, 2024
1 at New England Patriots, Sep 21, 2025
...6 more at 1.

Miscellaneous Tackles
1 vs. Cleveland Browns, Sep 18, 2023

SINGLE-GAME HIGHS - POSTSEASON: RUSHING/RECEIVING

Receptions	1 at Buffalo Bills, Jan 15, 2024
Receiving Yards	7 at Buffalo Bills, Jan 15, 2024
Longest Receptions	25 at Baltimore Ravens, Jan 11, 2025 7t at Buffalo Bills, Jan 15, 2024
Receiving TDs	1 at Buffalo Bills, Jan 15, 2024
All-Purpose Yards	39 at Baltimore Ravens, Jan 11, 2025 19 at Buffalo Bills, Jan 15, 2024
Fair Catches	1 at Buffalo Bills, Jan 15, 2024
Punt Return Yards	14 at Baltimore Ravens, Jan 11, 2025 12 at Buffalo Bills, Jan 15, 2024
Longest Punt Return	14 at Baltimore Ravens, Jan 11, 2025 12 at Buffalo Bills, Jan 15, 2024
Punt Returns	1 at Baltimore Ravens, Jan 11, 2025 1 at Buffalo Bills, Jan 15, 2024
Most TDs	1 at Buffalo Bills, Jan 15, 2024

2025 GAME-BY-GAME REGULAR-SEASON STATISTICS (STEELERS)

			RECEIVING					RUSHING						
DATE	OPPONENT	P/S	NO.	YDS.	AVG.	LG	TD	NO.	YDS.	AVG.	LG	TD	W/L	SCORE
09/07	at Jets	S	4	70	17.5	30	1	0	0	0.0	0	0	W	34-32
09/14	Seahawks	S	1	22	22.0	22	0	0	0	0.0	0	0	L	17-31
09/21	at Patriots	S	3	34	11.3	17t	1	0	0	0.0	0	0	W	21-14
09/28	Vikings	S	2	13	6.5	8	0	0	0	0.0	0	0	W	24-21
10/12	Browns					ON INACTIVE LIST							W	23-9
10/16	at Bengals					INACTIVE							L	31-33
10/26	Packers	S	4	28	7.0	13	0	0	0	0.0	0	0	L	25-35
11/02	Colts	S	5	56	11.2	18	0	0	0	0.0	0	0	W	27-20
2025 TOTALS		**6-6**	**19**	**223**	**11.7**	**30**	**2**	**0**	**0**	**0.0**	**0**	**0**	**5-3**	

2024 GAME-BY-GAME REGULAR-SEASON STATISTICS (STEELERS)

			RECEIVING					RUSHING						
DATE	OPPONENT	P/S	NO.	YDS.	AVG.	LG	TD	NO.	YDS.	AVG.	LG	TD	W/L	SCORE
09/08	at Falcons	P	1	7	7.0	7	0	0	0	0.0	0	0	W	18-10
09/15	at Broncos	P	1	6	6.0	6	0	0	0	0.0	0	0	W	13-6
09/22	Chargers	P	4	95	23.8	55t	1	0	0	0.0	0	0	W	20-10
09/29	at Colts	P	1	17	17.0	17	0	0	0	0.0	0	0	L	24-27
10/06	Cowboys	S	1	6	6.0	6	0	0	0	0.0	0	0	L	17-20
10/13	at Raiders	P	2	36	18.0	20	0	0	0	0.0	0	0	W	32-13
10/20	Jets	P	1	36	36.0	36	0	0	0	0.0	0	0	W	37-15
10/28	Giants	S	3	54	18.0	29t	1	0	0	0.0	0	0	W	26-18
11/10	at Commanders	S	2	20	10.0	13	0	0	0	0.0	0	0	W	28-27
11/17	Ravens	P	1	-1	-1.0	-1	0	0	0	0.0	0	0	W	18-16
11/21	at Browns	P	3	78	26.0	46	1	0	0	0.0	0	0	L	19-24
12/01	at Bengals	S	2	29	14.5	23t	1	0	0	0.0	0	0	W	44-38
12/08	Browns	S	1	4	4.0	4	0	0	0	0.0	0	0	W	27-14
12/15	at Eagles	S	5	65	13.0	31	0	0	0	0.0	0	0	L	13-27
12/21	at Ravens	P	4	65	16.3	44	0	0	0	0.0	0	0	L	17-34
12/25	Chiefs	S	4	31	7.8	14	0	0	0	0.0	0	0	L	10-29
01/04	Bengals	S	0	0	0.0	0	0	0	0	0.0	0	0	L	17-19
2024 TOTALS		**17-8**	**36**	**548**	**15.2**	**55T**	**4**	**0**	**0**	**0.0**	**0**	**0**	**10-7**	

2023 GAME-BY-GAME REGULAR-SEASON STATISTICS (STEELERS)

			RECEIVING					RUSHING						
DATE	OPPONENT	P/S	NO.	YDS.	AVG.	LG	TD	NO.	YDS.	AVG.	LG	TD	W/L	SCORE
09/10	49ers	P	6	37	6.2	13	0	0	0	0.0	0	0	L	7-30
09/18	Browns	P	1	10	10.0	10	0	1	-2	-2.0	-2	0	W	26-22
09/24	at Raiders	P	2	72	36.0	72t	1	0	0	0.0	0	0	W	23-18
10/01	at Texans	P	3	24	8.0	12	0	1	5	5.0	5	0	L	6-30
10/08	Ravens	S	0	0	0.0	0	0	0	0	0.0	0	0	W	17-10
10/22	at Rams	P	0	0	0.0	0	0	1	1	1.0	1	0	W	24-17
10/29	Jaguars	P	2	19	9.5	12	0	2	10	5.0	10	0	L	10-20
11/02	Titans	P	0	0	0.0	0	0	2	10	5.0	8	0	W	20-16
11/12	Packers	P	1	3	3.0	3	0	1	6	6.0	6	0	W	23-19
11/19	at Browns	P	0	0	0.0	0	0	0	0	0.0	0	0	L	10-13
11/26	at Bengals	P	1	5	5.0	5	0	0	0	0.0	0	0	W	16-10
12/03	Cardinals	P	1	10	10.0	10	0	0	0	0.0	0	0	L	10-24
12/07	Patriots	P	0	0	0.0	0	0	1	12	12.0	12	0	L	18-21
12/16	at Colts	P	0	0	0.0	0	0	0	0	0.0	0	0	L	13-30
12/23	Bengals	P	0	0	0.0	0	0	1	7	7.0	7t	1	W	34-11
12/31	at Seahawks	P	0	0	0.0	0	0	0	0	0.0	0	0	W	30-23
01/06	at Ravens	P	0	0	0.0	0	0	1	8	8.0	8	0	W	17-10
2023 TOTALS		**17-1**	**17**	**180**	**10.6**	**72T**	**1**	**11**	**57**	**5.2**	**12**	**1**	**10-7**	

2024 GAME-BY-GAME POSTSEASON STATISTICS (STEELERS)

			RECEIVING					RUSHING						
DATE	OPPONENT	P/S	NO.	YDS.	AVG.	LG	TD	NO.	YDS.	AVG.	LG	TD	W/L	SCORE
01/11	at Ravens	S	1	25	25.0	25	0	0	0	0.0	0	0	L	14-28
2024 TOTALS		**1-1**	**1**	**25**	**25.0**	**25**	**0**	**0**	**0**	**0.0**	**0**	**0**	**0-1**	

2023 GAME-BY-GAME POSTSEASON STATISTICS (STEELERS)

			RECEIVING					RUSHING						
DATE	OPPONENT	P/S	NO.	YDS.	AVG.	LG	TD	NO.	YDS.	AVG.	LG	TD	W/L	SCORE
01/15	at Bills	P	1	7	7.0	7t	1	0	0	0.0	0	0	L	17-31
2023 TOTALS		**1-0**	**1**	**7**	**7.0**	**7T**	**1**	**0**	**0**	**0.0**	**0**	**0**	**0-1**	



KEEANU BENTON

DT

95

HEIGHT: 6-4
WEIGHT: 309
BORN: July 17, 2001
COLLEGE: Wisconsin

HOW ACQUIRED: D2b '23
NFL EXPERIENCE: 3rd year
BIRTHPLACE Janesville, WI

PRO CAREER

- Has played in 17 career regular-season games (14 starts) in two-year NFL career (Pittsburgh 2023-)
- Has registered 72 tackles (32 solo), 2.0 sacks, eight passes defensed, 16 quarterback hits, two forced fumbles, one fumble recovery, one interception and three tackles for loss
- Collected his first career sack in Week 3 of 2023 at Las Vegas
- Made NFL debut in Week 1 of 2023 (vs. San Francisco)
- Made NFL starting debut in Week 5 of 2023 (vs. Baltimore)

2024 (STEELERS)

- Played in 17 regular-season games (14 starts) and made his first career playoff start
- Totaled 36 tackles (16 solo), 1.0 sack, one interception, six passes defensed, eight quarterback hits, two tackles for loss and one fumble recovery
- His six passes defensed were tied with Trey Hendrickson and Jalen Carter for the second-most in the NFL among defensive linemen, trailing only his teammate Cameron Heyward, who led the League with 11 batted passes
- Recorded his first career interception in Week 14 vs. Cleveland
- Tallied one quarterback hit in five consecutive games to start the season (Weeks 1-5)

2023 (STEELERS)

- Played in 17 regular-season games (nine starts)
- Registered 36 tackles (16 solo), 1.0 sack, two passes defensed, eight quarterback hits, two forced fumbles and one tackle for loss
- Collected his first career sack in Week 3 at Las Vegas
- Recorded a career-high six tackles (three solo), two quarterback hits and one pass defensed in Week 10 vs. Green Bay
- Registered two quarterback hits in both Week 7 at L.A. Rams and Week 17 at Seattle
- Forced fumbles in both Week 4 at Houston and Week 13 vs. Arizona

TRANSACTIONS

- Signed four-year contract with Pittsburgh on June 23, 2023
- Drafted by the Steelers in the second round (49th overall) of the 2023 NFL Draft

PERSONAL

- Three-star recruit by 247 Sports, ESPN and Rivals
- First-team All-State by Associated Press as a senior
- All-Region and All-Big Eight Conference as a senior
- Named Janesville Gazette All-Area Player of the Year
- Finished senior season with 75 tackles, 7.0 TFLs, 2.0 sacks and a fumble recovery
- Two-time state qualifier in wrestling, finishing as Division 1 runner-up at 285 pounds as a junior with a 48-2 record
- Coach was Adam Bunderson
- Parents are La'Tasha Benton and Troy Rodriguez

COLLEGE

- Appeared in 45 games (36 starts) at Wisconsin (2019-22)
- Recorded 82 tackles (44 solo), 19.0 tackles for loss, 9.0 sacks, four pass breakups, two forced fumbles and two fumble recoveries
- 2022 All-Big Ten third team (coaches)
- 2021 All-Big Ten second team (coaches)
- 2021 All-Big Ten honorable mention (media)
- Played and started all 12 regular season games at nose tackle in 2022
- Registered 36 tackles, 10.0 TFLs and 4.5 sacks as a senior
- Totaled five tackles, three solo, at Ohio State
- Recorded 2.0 sacks vs. Illinois
- Registered four tackles and recorded a sack vs. Maryland
- Logged another sack, and four solo tackles, at Nebraska
- Totaled 7.0 TFLs over the season's final four games

KEEANU BENTON'S NFL REGULAR SEASON DEFENSIVE STATISTICS

				TACKLES								INTERCEPTIONS					O. FUMB				ST					MISC	
DATE	TEAM	GP	GS	TK	S	A	TFL	YDS	SK	YDS	QBH	NO	YDS	LG	TD	PD	FF	FR	TD	YDS	TK	S	A	FF	FR	S	A
2023	Steelers	17	9	36	16	20	1	9	1.0	9.0	8	0	0	0	0	2	2	0	0	0	0	0	0	0	0	0	0
2024	Steelers	17	14	35	16	19	2	12	1.0	11.0	8	1	11	11	0	6	0	1	0	0	0	0	0	0	0	0	0
2025	Steelers	8	8	19	10	9	3	22	3.5	26.0	7	0	0	0	0	0	0	0	0	0	0	0	0	0	0	0	0
NFL TOTALS		42	31	90	42	48	6	43	5.5	46.0	23	1	11	11	0	8	2	1	0	0	0	0	0	0	0	0	0

KEEANU BENTON'S NFL POSTSEASON DEFENSIVE STATISTICS

				TACKLES								INTERCEPTIONS					O. FUMB				ST					MISC	
DATE	TEAM	GP	GS	TK	S	A	TFL	YDS	SK	YDS	QBH	NO	YDS	LG	TD	PD	FF	FR	TD	YDS	TK	S	A	FF	FR	S	A
2023	Steelers	1	0	5	1	4	0	0	0.0	0.0	0	0	0	0	0	0	0	0	0	0	0	0	0	0	0	0	0
2024	Steelers	1	1	4	2	2	0	0	0.0	0.0	0	0	0	0	0	0	0	0	0	0	0	0	0	0	0	0	0
NFL TOTALS		**2**	**1**	**9**	**3**	**6**	**0**	**0**	**0.0**	**0.0**	**0**	**0**	**0**	**0**	**0**	**0**	**0**	**0**	**0**	**0**	**0**	**0**	**0**	**0**	**0**	**0**	**0**

SINGLE-GAME HIGHS: DEFENSIVE

Total Tackles 6 vs. Green Bay Packers, Nov 12, 2023
5 vs. Indianapolis Colts, Nov 02, 2025
...1 more at 5.

Solo Tackles 3 at Cincinnati Bengals, Oct 16, 2025
3 vs. Cincinnati Bengals, Jan 04, 2025
...2 more at 3.

Sacks 1.5 vs. Minnesota Vikings, Sep 28, 2025
1.0 vs. Indianapolis Colts, Nov 02, 2025
...3 more at 1.0.

Passes Defensed 2 vs. New York Jets, Oct 20, 2024
1 vs. Cleveland Browns, Dec 08, 2024
...5 more at 1.

Forced Fumbles 1 vs. Arizona Cardinals, Dec 03, 2023
1 at Houston Texans, Oct 01, 2023

Fumble Recoveries 1 at Las Vegas Raiders, Oct 13, 2024

Tackles For Loss 1 at Cincinnati Bengals, Oct 16, 2025
1 vs. Minnesota Vikings, Sep 28, 2025
...3 more at 1.

Interceptions 1 vs. Cleveland Browns, Dec 08, 2024

SINGLE-GAME HIGHS - POSTSEASON: DEFENSIVE

Total Tackles 5 at Buffalo Bills, Jan 15, 2024
4 at Baltimore Ravens, Jan 11, 2025

Solo Tackles 2 at Baltimore Ravens, Jan 11, 2025
1 at Buffalo Bills, Jan 15, 2024

2025 GAME-BY-GAME REGULAR-SEASON STATISTICS (STEELERS)

			TACKLES								INTERCEPTIONS					O. FUMB				ST					MISC			
DATE	OPPONENT	P/S	TK	S	A	SK	YDS	TFL	YDS	QBH	NO	YDS	LG	TD	PD	FF	FR	TD	YDS	TK	S	A	FF	FR	S	A	W/L	SCORE
09/07	at Jets	S	2	1	1	0.0	0.0	0	0	0	0	0	0	0	0	0	0	0	0	0	0	0	0	0	0	0	W	34-32
09/14	Seahawks	S	1	0	1	0.0	0.0	0	0	1	0	0	0	0	0	0	0	0	0	0	0	0	0	0	0	0	L	17-31
09/21	at Patriots	S	1	1	0	0.0	0.0	0	0	0	0	0	0	0	0	0	0	0	0	0	0	0	0	0	0	0	W	21-14
09/28	Vikings	S	4	1	3	1.5	14.0	1	10	3	0	0	0	0	0	0	0	0	0	0	0	0	0	0	0	0	W	24-21
10/12	Browns	S	1	0	1	0.0	0.0	0	0	0	0	0	0	0	0	0	0	0	0	0	0	0	0	0	0	0	W	23-9
10/16	at Bengals	S	3	3	0	1.0	6.0	1	6	1	0	0	0	0	0	0	0	0	0	0	0	0	0	0	0	0	L	31-33
10/26	Packers	S	2	2	0	0.0	0.0	0	0	0	0	0	0	0	0	0	0	0	0	0	0	0	0	0	0	0	L	25-35
11/02	Colts	S	5	2	3	1.0	6.0	1	6	2	0	0	0	0	0	0	0	0	0	0	0	0	0	0	0	0	W	27-20
2025 TOTALS		**8-8**	**19**	**10**	**9**	**3.5**	**26.0**	**3**	**22**	**7**	**0**	**0**	**0**	**0**	**0**	**0**	**0**	**0**	**0**	**0**	**0**	**0**	**0**	**0**	**0**	**0**	**5-3**	

2024 GAME-BY-GAME REGULAR-SEASON STATISTICS (STEELERS)

			TACKLES								INTERCEPTIONS					O. FUMB				ST					MISC			
DATE	OPPONENT	P/S	TK	S	A	SK	YDS	TFL	YDS	QBH	NO	YDS	LG	TD	PD	FF	FR	TD	YDS	TK	S	A	FF	FR	S	A	W/L	SCORE
09/08	at Falcons	S	2	1	1	0.0	0.0	0	0	1	0	0	0	0	0	0	0	0	0	0	0	0	0	0	0	0	W	18-10
09/15	at Broncos	S	3	1	2	0.0	0.0	0	0	1	0	0	0	0	0	0	0	0	0	0	0	0	0	0	0	0	W	13-6
09/22	Chargers	S	1	0	1	0.0	0.0	0	0	1	0	0	0	0	0	0	0	0	0	0	0	0	0	0	0	0	W	20-10
09/29	at Colts	P	3	3	0	0.0	0.0	1	1	1	0	0	0	0	0	0	0	0	0	0	0	0	0	0	0	0	L	24-27
10/06	Cowboys	S	1	0	1	0.0	0.0	0	0	1	0	0	0	0	1	0	0	0	0	0	0	0	0	0	0	0	L	17-20
10/13	at Raiders	S	2	1	1	0.0	0.0	0	0	0	0	0	0	0	1	0	1	0	0	0	0	0	0	0	0	0	W	32-13
10/20	Jets	P	2	2	0	0.0	0.0	0	0	0	0	0	0	0	2	0	0	0	0	0	0	0	0	0	0	0	W	37-15
10/28	Giants	P	2	1	1	0.0	0.0	0	0	0	0	0	0	0	0	0	0	0	0	0	0	0	0	0	0	0	W	26-18
11/10	at Commanders	S	1	1	0	0.0	0.0	0	0	0	0	0	0	0	1	0	0	0	0	0	0	0	0	0	0	0	W	28-27
11/17	Ravens	S	3	1	2	0.0	0.0	0	0	0	0	0	0	0	0	0	0	0	0	0	0	0	0	0	0	0	W	18-16
11/21	at Browns	S	1	0	1	0.0	0.0	0	0	1	0	0	0	0	0	0	0	0	0	0	0	0	0	0	0	0	L	19-24
12/01	at Bengals	S	1	1	0	0.0	0.0	0	0	1	0	0	0	0	0	0	0	0	0	0	0	0	0	0	0	0	W	44-38
12/08	Browns	S	1	0	1	0.0	0.0	0	0	0	1	11	11	0	1	0	0	0	0	0	0	0	0	0	0	0	W	27-14
12/15	at Eagles	S	4	0	4	0.0	0.0	0	0	0	0	0	0	0	0	0	0	0	0	0	0	0	0	0	0	0	L	13-27
12/21	at Ravens	S	1	0	1	0.0	0.0	0	0	0	0	0	0	0	0	0	0	0	0	0	0	0	0	0	0	0	L	17-34
12/25	Chiefs	S	2	1	1	0.0	0.0	0	0	0	0	0	0	0	0	0	0	0	0	0	0	0	0	0	0	0	L	10-29
01/04	Bengals	S	5	3	2	1.0	11.0	1	11	1	0	0	0	0	0	0	0	0	0	0	0	0	0	0	0	0	L	17-19
2024 TOTALS		**17-14**	**35**	**16**	**19**	**1.0**	**11.0**	**2**	**12**	**8**	**1**	**11**	**11**	**0**	**6**	**0**	**1**	**0**	**0**	**0**	**0**	**0**	**0**	**0**	**0**	**0**	**10-7**	

2023 GAME-BY-GAME REGULAR-SEASON STATISTICS (STEELERS)

			TACKLES								INTERCEPTIONS					O. FUMB				ST					MISC			
DATE	OPPONENT	P/S	TK	S	A	SK	YDS	TFL	YDS	QBH	NO	YDS	LG	TD	PD	FF	FR	TD	YDS	TK	S	A	FF	FR	S	A	W/L	SCORE
09/10	49ers	P	3	1	2	0.0	0.0	0	0	0	0	0	0	0	0	0	0	0	0	0	0	0	0	0	0	0	L	7-30
09/18	Browns	P	2	0	2	0.0	0.0	0	0	0	0	0	0	0	0	0	0	0	0	0	0	0	0	0	0	0	W	26-22
09/24	at Raiders	P	1	1	0	1.0	9.0	1	9	1	0	0	0	0	0	0	0	0	0	0	0	0	0	0	0	0	W	23-18
10/01	at Texans	P	4	2	2	0.0	0.0	0	0	0	0	0	0	0	0	1	0	0	0	0	0	0	0	0	0	0	L	6-30
10/08	Ravens	S	3	1	2	0.0	0.0	0	0	1	0	0	0	0	0	0	0	0	0	0	0	0	0	0	0	0	W	17-10
10/22	at Rams	P	0	0	0	0.0	0.0	0	0	2	0	0	0	0	0	0	0	0	0	0	0	0	0	0	0	0	W	24-17
10/29	Jaguars	P	1	0	1	0.0	0.0	0	0	0	0	0	0	0	0	0	0	0	0	0	0	0	0	0	0	0	L	10-20
11/02	Titans	P	2	2	0	0.0	0.0	0	0	0	0	0	0	0	0	0	0	0	0	0	0	0	0	0	0	0	W	20-16
11/12	Packers	S	6	3	3	0.0	0.0	0	0	2	0	0	0	0	1	0	0	0	0	0	0	0	0	0	0	0	W	23-19
11/19	at Browns	S	4	2	2	0.0	0.0	0	0	0	0	0	0	0	0	0	0	0	0	0	0	0	0	0	0	0	L	10-13
11/26	at Bengals	S	2	1	1	0.0	0.0	0	0	0	0	0	0	0	0	0	0	0	0	0	0	0	0	0	0	0	W	16-10
12/03	Cardinals	S	2	1	1	0.0	0.0	0	0	0	0	0	0	0	1	1	0	0	0	0	0	0	0	0	0	0	L	10-24
12/07	Patriots	S	1	0	1	0.0	0.0	0	0	0	0	0	0	0	0	0	0	0	0	0	0	0	0	0	0	0	L	18-21
12/16	at Colts	S	2	1	1	0.0	0.0	0	0	0	0	0	0	0	0	0	0	0	0	0	0	0	0	0	0	0	L	13-30
12/23	Bengals	S	0	0	0	0.0	0.0	0	0	0	0	0	0	0	0	0	0	0	0	0	0	0	0	0	0	0	W	34-11
12/31	at Seahawks	S	0	0	0	0.0	0.0	0	0	2	0	0	0	0	0	0	0	0	0	0	0	0	0	0	0	0	W	30-23
01/06	at Ravens	P	3	1	2	0.0	0.0	0	0	0	0	0	0	0	0	0	0	0	0	0	0	0	0	0	0	0	W	17-10
2023 TOTALS		**17-9**	**36**	**16**	**20**	**1.0**	**9.0**	**1**	**9**	**8**	**0**	**0**	**0**	**0**	**2**	**2**	**0**	**0**	**0**	**0**	**0**	**0**	**0**	**0**	**0**	**0**	**10-7**	

2024 GAME-BY-GAME POSTSEASON STATISTICS (STEELERS)

			TACKLES								INTERCEPTIONS					O. FUMB				ST					MISC			
DATE	OPPONENT	P/S	TK	S	A	SK	YDS	TFL	YDS	QBH	NO	YDS	LG	TD	PD	FF	FR	TD	YDS	TK	S	A	FF	FR	S	A	W/L	SCORE
01/11	at Ravens	S	4	2	2	0.0	0.0	0	0	0	0	0	0	0	0	0	0	0	0	0	0	0	0	0	0	0	L	14-28
2024 TOTALS		**1-1**	**4**	**2**	**2**	**0.0**	**0.0**	**0**	**0**	**0**	**0**	**0**	**0**	**0**	**0**	**0**	**0**	**0**	**0**	**0**	**0**	**0**	**0**	**0**	**0**	**0**	**0-1**	

2023 GAME-BY-GAME POSTSEASON STATISTICS (STEELERS)

			TACKLES								INTERCEPTIONS					O. FUMB				ST					MISC			
DATE	OPPONENT	P/S	TK	S	A	SK	YDS	TFL	YDS	QBH	NO	YDS	LG	TD	PD	FF	FR	TD	YDS	TK	S	A	FF	FR	S	A	W/L	SCORE
01/15	at Bills	P	5	1	4	0.0	0.0	0	0	0	0	0	0	0	0	0	0	0	0	0	0	0	0	0	0	0	L	17-31
2023 TOTALS		**1-0**	**5**	**1**	**4**	**0.0**	**0.0**	**0**	**0**	**0**	**0**	**0**	**0**	**0**	**0**	**0**	**0**	**0**	**0**	**0**	**0**	**0**	**0**	**0**	**0**	**0**	**0-1**	

YAHYA BLACK

DL

94

HEIGHT: 6-5
WEIGHT: 330
BORN: April 21, 2002
COLLEGE: Iowa

HOW ACQUIRED: D5 '25
NFL EXPERIENCE: R
BIRTHPLACE Marshall, MN

PRO CAREER

- Has yet to make NFL debut

TRANSACTIONS

- Drafted by Pittsburgh in the fifth round (164th overall) of the 2025 NFL Draft

PERSONAL

- Attended Marshall (Marshall, Minn.), where he helped the team reach state playoffs as a sophomore and junior, as team posted a three-year record of 29-4
- Parents are Wendy and Richard Black
- Earned all-state honors as a senior while being named district Defensive Player of the Year
- District Defensive Lineman of the Year as a junior
- Set school record for career sacks (17.5)
- Team captain as a senior
- Lettered four years in track and three in basketball

COLLEGE

- Played five seasons as a defensive lineman at Iowa (2020-24), where was an honorable mention All-Big Ten selection as both a junior and senior and started the final 27 games of his Hawkeye career
- As a senior, he finished with 34 tackles (18 solo, 16 assists), including seven tackles for a loss, 1.0 sack, two pass breakups, two QB pressures and one blocked field goal
- Collected a season-high four tackles (three solo) and one pass breakup in 20-19 loss to Iowa State in 2024
- Recorded a season-high four tackles (two solo), including 1.5 tackles for a loss, in 38-21 win over Troy in 2024
- Blocked his first career field goal, broke up one pass and collected one assisted tackle in 40-16 win over Washington in 2024
- Collected three tackles (two solo), including a career-high two tackles for a loss, and forced one fumble in 27-24 Music City Bowl loss to Missouri
- Recorded three tackles (one solo), including one tackle for a loss, as defense allowed just 163 yards in 40-14 win over Northwestern in 2024
- Had two solo tackles, including his first QB sack of the season in 42-10 win over Wisconsin in 2024

YAHYA BLACK'S NFL REGULAR SEASON DEFENSIVE STATISTICS

				TACKLES								INTERCEPTIONS					O. FUMB				ST					MISC	
DATE	TEAM	GP	GS	TK	S	A	TFL	YDS	SK	YDS	QBH	NO	YDS	LG	TD	PD	FF	FR	TD	YDS	TK	S	A	FF	FR	S	A
2025	Steelers	8	1	7	2	5	0	0	0.0	0.0	1	0	0	0	0	0	0	0	0	0	0	0	0	0	0	0	0
NFL TOTALS		**8**	**1**	**7**	**2**	**5**	**0**	**0**	**0.0**	**0.0**	**1**	**0**	**0**	**0**	**0**	**0**	**0**	**0**	**0**	**0**	**0**	**0**	**0**	**0**	**0**	**0**	**0**

SINGLE-GAME HIGHS: DEFENSIVE

Total Tackles 3 vs. Seattle Seahawks, Sep 14, 2025
2 at New England Patriots, Sep 21, 2025
...1 more at 2.

Solo Tackles 2 vs. Seattle Seahawks, Sep 14, 2025

2025 GAME-BY-GAME REGULAR-SEASON STATISTICS (STEELERS)

			TACKLES								INTERCEPTIONS					O. FUMB				ST					MISC			
DATE	OPPONENT	P/S	TK	S	A	SK	YDS	TFL	YDS	QBH	NO	YDS	LG	TD	PD	FF	FR	TD	YDS	TK	S	A	FF	FR	S	A	W/L	SCORE
09/07	at Jets	P	2	0	2	0.0	0.0	0	0	0	0	0	0	0	0	0	0	0	0	0	0	0	0	0	0	0	W	34-32
09/14	Seahawks	P	3	2	1	0.0	0.0	0	0	0	0	0	0	0	0	0	0	0	0	0	0	0	0	0	0	0	L	17-31
09/21	at Patriots	S	2	0	2	0.0	0.0	0	0	0	0	0	0	0	0	0	0	0	0	0	0	0	0	0	0	0	W	21-14
09/28	Vikings	P	0	0	0	0.0	0.0	0	0	0	0	0	0	0	0	0	0	0	0	0	0	0	0	0	0	0	W	24-21
10/12	Browns	P	0	0	0	0.0	0.0	0	0	0	0	0	0	0	0	0	0	0	0	0	0	0	0	0	0	0	W	23-9
10/16	at Bengals	P	0	0	0	0.0	0.0	0	0	0	0	0	0	0	0	0	0	0	0	0	0	0	0	0	0	0	L	31-33
10/26	Packers	P	0	0	0	0.0	0.0	0	0	1	0	0	0	0	0	0	0	0	0	0	0	0	0	0	0	0	L	25-35
11/02	Colts	P	0	0	0	0.0	0.0	0	0	0	0	0	0	0	0	0	0	0	0	0	0	0	0	0	0	0	W	27-20
2025 TOTALS		**8-1**	**7**	**2**	**5**	**0.0**	**0.0**	**0**	**0**	**1**	**0**	**0**	**0**	**0**	**0**	**0**	**0**	**0**	**0**	**0**	**0**	**0**	**0**	**0**	**0**	**5-3**	

YAHYA BLACK'S COLLEGE DEFENSIVE STATISTICS

				TACKLES								INTERCEPTIONS					O. FUMB				ST					MISC	
DATE	TEAM	GP	GS	TK	S	A	TFL	YDS	SK	YDS	QBH	NO	YDS	LG	TD	PD	FF	FR	TD	YDS	TK	S	A	FF	FR	S	A
2020	Iowa	4	0	3	1	2	0.5	1.0	0.0	0.0	0	0	0	0	0	0	0	0	0	0	0	0	0	0	0	0	0
2021	Iowa	14	0	18	7	11	0.0	0.0	0.0	0.0	0	0	0	0	0	2	1	0	0	0	0	0	0	0	0	0	0
2022	Iowa	8	0	11	3	8	1.5	2.0	1.0	1.0	0	0	0	0	0	2	0	0	0	0	0	0	0	0	0	0	0
2023	Iowa	14	14	50	22	28	4.5	26.0	3.5	21.0	2	0	0	0	0	4	1	0	0	0	0	0	0	0	0	0	0
2024	Iowa	13	13	34	18	16	7.0	31.0	1.0	5.0	2	0	0	0	0	2	1	0	0	0	0	0	0	0	0	0	0
TOTALS		**53**	**27**	**116**	**51**	**65**	**13.5**	**60.0**	**5.5**	**27.0**	**4**	**0**	**0**	**0**	**0**	**10**	**3**	**0**	**0**	**0**	**0**	**0**	**0**	**0**	**0**	**0**	**0**

CHRIS BOSWELL

K

9

HEIGHT: 6-2
WEIGHT: 185
BORN: March 16, 1991
COLLEGE: Rice

HOW ACQUIRED: FA '15
NFL EXPERIENCE: 11th year
BIRTHPLACE Fort Worth, TX

PRO CAREER

- Earned Pro Bowl selections in 2017 and 2024
- Named First Team All-Pro by Associated Press, Sporting News, Pro Football Writers, NFLPA and Pro Football Focus in 2024
- Has played in 150 regular-season games over his 10-year NFL career (all with the Steelers)
- One of three current Steelers who have played at least 120 regular-season games for the franchise (Cameron Heyward 211; Chris Boswell 150; T.J. Watt 121)
- Has made 272-of-309 field goal attempts (88.0%), including 123-of-153 (80.4%) on attempts of 40 yards or longer since joining the Steelers in 2015
- Totaled 1,127 career points on 272 field goals and 311 extra-points made
- Four-time AFC Special Teams Player of the Month (September 2024; October 2024; December 2015; January 2015)
- Four-time AFC Special Teams Player of the Week (Week 6, 2015; Week 13, 2017; Week 1, 2024; Week 11, 2024)
- Made NFL debut in Week 5 of 2015 (at San Diego)

CAREER HIGHLIGHTS (REGULAR SEASON)

- His 88.0 field goal percentage ranks second among all NFL kickers with at least 300 field goal attempts since 2015
- Owns the franchise record in career field goal percentage (272-309, 88.0), min. 200 field goal attempts
- One of two players in team history with at least 250 career field goals
- Ranks second in franchise history with 1,127 career points
- Ranks second in franchise history with 272 career field goals made
- Owns the franchise record in single-season field goal percentage (2020, 19-20, 95.0)
- Owns six of the top 10 marks in single-season field goal percentage (2024, 2023, 2020, 2019, 2017 and 2015)
- Owns the franchise record with 25 consecutive field goals made (2019-20, 25)
- Ranks second in franchise history with 311 career extra-points made
- Has converted three or more field goals in a game 44 times
- Has converted four or more field goals in a game 16 times
- Has converted five or more field goals in a game four times
- Has converted six or more field goals in a game three times
- Has made 81-of-87 field goal attempts in his NFL career in the fourth quarter and overtime
- Ranks second in field goal percentage (93.1%) in the fourth quarter and overtime among all NFL kickers with at least 75 such field goal attempts since 2000
- Has made 37-of-40 career field goals (92.5%) in the final five minutes of regulation and overtime
- Ranks third in field goal percentage (92.5%) in the final five minutes of regulation and overtime among all NFL kickers with at least 35 such field goal attempts since 2000
- Has registered a franchise-record 10 career game-winning field goals (last five min. of the fourth quarter or overtime)
- Has made 18-of-21 career field goals (85.7%) in the final two minutes of regulation and overtime (including playoffs)
- Has made 43-of-52 career field goals (82.7%) from 50+ yards, including 36 of his last 42 (two of the misses have come from 62 and 61-yards, respectively)
- Made franchise record nine straight made field goals of 50+ yards (2019-21), which was tied for the 10th-longest such streak in the NFL since the start of the 1983 season
- Owns the top five longest single-season streaks of consecutive field goals from 50+ yards
- Has made 34 field goals of 50 yards or longer since the start of the 2021 season, which is the most in the NFL over the span
- Has made at least 20 field goals in nine of his 10 seasons in the NFL
- Owns the longest FGs made in franchise history with a 59-yarder vs. N.Y. Jets in Week 4 of 2022 and at Dallas in Week 9 of 2020
- Owns the longest FG made in Acrisure Stadium with a 59-yarder vs. N.Y. Jets in Week 4 of 2022
- No kicker made a field goal of at least 50 yards in the first nine seasons of Acrisure Stadium (2001-09) and, prior to him joining the Steelers in 2015, Acrisure Stadium witnessed just four field goals of at least 50 yards
- Has 28 career field goals of at least 50 yards at Acrisure Stadium
- His 43 field goals made from 50+ yards are the most in Steelers history (Gary Anderson and Jeff Reed shared the previous franchise record with eight)
- His 82.7 field goal percentage on field goal attempts of 50+ yards is the best in the NFL since the 1970 AFL-NFL merger (min. 50 field goal attempts of 50 yards)
- Has now has converted on the nine longest field goals in franchise history
- Has completed four seasons (2024: 35-35; 2022: 18-18; 2019: 28-28; 2016: 36-36) without missing an extra point
- Owns six of the top 12 marks in single-season field goals made (2024, 2023, 2021, 2019, 2017 and 2015)
- Owns three of the top five marks in single-season points by a kicker (2024, 2021 and 2017)
- One of four players to convert all field goal attempts of 50+ yards in 2017
- First player to kick three field goals to win three consecutive games (2017), with the clock reading 0:00 at the end of the play since 2004 (Ryan Longwell)
- Set franchise regular-season record in 2015 for most field goals made by a rookie/first-year player with 29
- Set franchise regular-season record in 2015 for most points (113) by a rookie/first-year player
- His 90.6 single-season field goal percentage in 2015 ranked first among rookie/first-year players in franchise history (min. 10 attempts)

CAREER HIGHLIGHTS (POSTSEASON)

- Has played in 10 postseason games over his 10-year NFL career (all with the Steelers)
- Totaled 70 career points on 17 field goals and 19 extra-points made
- Registered a touchback on 26 of his 47 career postseason kickoffs (55.3%)
- Has converted 17 of 17 postseason field goal attempts in his career (100.0%)
- Converted all seven field goal attempts of 40 yards or longer
- Has made 17 postseason field goals, which ranks first in franchise history
- His 17 postseason field goals attempted are the fourth-most in franchise history
- Became the first player in NFL postseason history to convert each of his first 15 field goal attempts during the 2016 postseason
- Extended his NFL playoff record for consecutive field goals made to begin a postseason career to 17 with a 40-yard field goal at Buffalo in the Super Wild Card round of 2023 playoffs
- Scored 70 career postseason points, which ranks fifth in franchise history
- Set the NFL and Steelers' record for most field goals made and points by a kicker in a single postseason game (6 and 18, AFC Divisional Playoff 1/15 at Kansas City) during the 2016 postseason
- Set the team record for most field goals made (eight) in a single postseason in team history during the 2016 postseason

2024 (STEELERS)

- Played in all 17 regular-season games
- Converted 41-of-44 on field goal attempts (93.2%), including 20-of-23 (87.0%) on attempts of 40 yards or longer
- His 41 field goals made in 2024 are the most by any kicker since David Akers had 44 in 2011
- His 41 field goals made in 2024 are the most in single-season franchise history
- His 41 field goals made in 2024 are the second-most by any kicker since the 1970 AFL-NFL merger
- Only misses were a 62-yard field goal attempt at the end of the first half in Week 3 vs. L.A. Chargers, a 58-yard field goal on Pittsburgh's opening drive of the game in Week 12 at Cleveland and a blocked 42-yard field goal attempt in Week 13 at Cincinnati
- Converted 35-of-35 extra-point attempts
- His 93.2 field goal percentage was the highest in the NFL among all kickers with at least 35 field goal attempts
- Lead the League in field goals made and points by a kicker (158)
- Ranked second in the NFL in field goals attempted
- His 158 points are tied for the fifth-most by any kicker in the League since the 1970 AFL-NFL merger
- Named AFC Special Teams Player of the Month for his performances in both September and October
- Named AFC Special Teams Player of the Week in both Week 1 and Week 11
- Converted all six of his field goal attempts in an 18-16 victory vs. Baltimore in Week 11
- Equaled a franchise record with six made field goals in both Week 1 at Atlanta and Week 11 vs. Baltimore; already shared the franchise record of six (vs. Cincinnati, Dec. 18, 2016) with Jeff Reed (at Jacksonville, Dec. 1, 2002) and Gary Anderson (vs. Denver, Oct. 23, 1988)
- Registered three or more field goals of 50+ yards in a game for the second time in his career in Week 11 vs. Baltimore (also did Week 1 at Atlanta)
- First kicker in franchise history to register three or more field goals of 50+ yards in a game
- Five of his six made field goals came from 40+ yards in Week 1 at Atlanta
- An NFL kicker has made at least five FGs from 40+ yards in the same game on three occasions in League history, and he is the first to do it twice
- Added three touchbacks on kickoffs and even registered a 43-yard punt in an emergency situation late in the fourth quarter following an injury to Steelers punter Cameron Johnston in Week 1 at Atlanta
- First player in NFL history with six made field goals in three career games and joined John Carney (1993) as the only kickers with multiple such games
- Made 13 field goals of 50 yards or longer in 2024, which was tied for the second-most in the NFL
- Converted six consecutive field goals from 50+ yards, which was the second-longest streak in franchise history, before he missed a 62-yard field goal on the final play of the first half in Week 3 vs. L.A. Chargers
- Added a streak of five consecutive field goals from 50+ yards, which ended in Week 12 at Cleveland and was was tied for the third-longest in franchise history
- His 86.7 percentage on field goals of 50+ yards was the highest in the NFL among all kickers with at least 10 attempts of 50+ yards

2023 (STEELERS)

- Played in all 17 regular-season games
- Converted 29 of 31 field goals and 27 of 28 extra points
- His 93.5 field goal percentage was sixth-highest in the NFL among all kickers with at least 30 field goal attempts
- Converted six field goals of 50+ yards
- His six field goals of 50+ yards were tied for the 10th-most in the NFL
- His 85.7 percentage on field goals of 50+ yards was sixth-highest in the NFL among all kickers with at least seven field goal attempts of 50+ yards
- His two misses on the season came from 45 and 61 yards

2022 (STEELERS)

- Played in 12 regular-season games (spent Weeks 8 through 13 on the Reserve/Injured List)
- Converted 20 of 28 field goals and 18 of 18 extra points
- Converted seven field goals of 50-plus yards
- Broke his own record for the longest field goal made at Acrisure Stadium, converting a 59-yarder in Week 4 vs. the New York Jets
- Recorded his third season without missing an extra point after going 18 for 18
- Won the game for the Steelers in overtime in Week 1 at Cincinnati by making a 53-yard field goal with no time left on the clock

2021 (STEELERS)

- Played in all 17-regular season games
- Converted 36 of 40 field goals and 27 of 29 extra points
- Converted three or more field goals in a single game eight times
- Broke his own record for the longest field goal made at Acrisure Stadium, converting a 56-yarder in the Steelers home opener vs Las Vegas in Week 2
- Broke his own single-season franchise record for field goals made with 36
- First player in NFL history to make two 50+ yard field goals, make a game-winning field goal and recover an opponent's fumble all in the same game (Week 9 vs. Chicago)
- Notched his 100th career game in Week 14 (at Minnesota)

2020 (STEELERS)

- Saw action in all 16 regular-season games during the regular season and the AFC Divisional Playoff game vs. Cleveland
- Converted 19 of 20 field goals for a career-high 95.0 field goal percentage – the highest single season field goal percentage in franchise history
- Made a franchise record 25 consecutive field goals, which was the longest active streak in the NFL when it ended in Week 11 of 2020 at Jacksonville

2019 (STEELERS)

- Saw action in all 16 regular-season games
- Converted 29 of 31 field goals for a career-high 93.5 field goal percentage – the second-highest single season field goal percentage in franchise history
- Became the sixth player in team history with at least 100 field goals made

2018 (STEELERS)

- Saw action in 15 regular-season games
- Converted 13 of 20 field goals and added a career-high 43 extra points, which marked the eighth-most in a season in team history
- Converted seven extra points – tied for the second-most in a single game in team history

2017 (STEELERS)

- Saw action in all 16 regular-season games during the regular season and the AFC Divisional Playoff game vs. Jacksonville
- Set single-season franchise records for field goals made (35) and points (142)
- Finished tied for fourth in the NFL in points and tied for fifth in field goals made
- Converted all field goal attempts of 50+ yards
- Recorded four game-winning field goals (field goals within one minute of regulation or overtime)
- Kicked three field goals to win games with the clock reading 0:00 at the end of the play, tying the most in single-season history since the merger in 1970
- Broke a tie with Mike Clark (1964-67: 57) for the sole possession of the eighth-most field goals made in franchise history on his 29-yard field goal in the first quarter vs. Jacksonville in Week 5
- Surpassed Lou Michaels (62) for the seventh-most field goals made in franchise history vs. Cincinnati in Week 7
- Converted five field goal attempts, (22-, 24-, 41-, 49- and 25-yards), tying as the fourth-most in a single-game in franchise history and the second-most in his NFL career (6, Dec. 18, 2016 at Cincinnati) vs. Cincinnati in Week 7
- Named AFC Special Teams Player of the Week in Week 13 at Cincinnati when he mde each of his three field goal attempts (30, 37 and 38 yards)
- His 38-yard game-winning field goal was the fourth game-winning kick in his regular-season career (within one minute of regulation or overtime)

2016 (STEELERS)

- Played in 15 regular-season games (inactive due to an abdominal injury 12/4 vs. N.Y. Giants) and in all three postseason contests
- Connected on a single-season career-high 11 made field goals from 40-49 yards during the regular season
- Perfect 36-of-36 on PATs during the regular season
- Totaled a single-season career-high 49 touchbacks in the regular season
- Connected on eight-of-eight on FGs during the postseason, setting a franchise record for most field goals made in a single postseason
- Set the franchise record for most field goals made from 40 yards or longer in a single game (five) in Week 15 at Cincinnati
- His five made field goals from 40 yards or longer are tied for the most in a single game in NFL history (Mason Crosby, 11/22/15) since 1960
- Set the NFL and Steelers' record for most field goals made in a single postseason game (six) at Kansas City in the AFC Divisional Playoff
- First Steeler to record multiple games with at least four made field goals during the postseason

2015 (STEELERS)

- Saw action in 12 regular-season games during the regular season and in both postseason contests after being signed on October 3
- His 29 made field goals during the regular season are tied for the sixth-most field goals made in a single regular season in team history
- His 90.6% field goal accuracy is tied for sixth on the team's all-time single regular season field goal percentage list
- Seventh kicker in team history to record 110 points in a single season
- Second player in team history (Gary Anderson, 1989) to record multiple games with at least three made field goals in a single postseason
- Made all four of his field goal attempts (47, 48, 51 and 28) vs. Arizona in Week 6 and was named AFC Special Teams Player of the Week
- Connected on a game-winning 18-yarder – first of his career – with two seconds remaining in the game vs. Oakland in Week 9
- Totaled at least 10 points in six straight games, tying a franchise record held by Gary Anderson (1985)
- Kicked a game-winning 35-yarder with 14 seconds remaining in the AFC Wild Card Game at Cincinnati and set the record for the most field goals made by a rookie/first-year player in a playoff game
- Ninth rookie/first-year kicker in NFL history to reach 20 points in a single postseason
- His seven field goals made in a single postseason were the second-most in NFL history by a rookie/first-year player

2014 (TEXANS)

- Spent one week (Week 3) on the Texans' practice squad

TRANSACTIONS

- Signed a four-year contract extension with Pittsburgh on Aug. 1, 2022
- Signed a four-year contract extension with Pittsburgh on Aug. 23, 2018
- Signed a one-year contract with Pittsburgh on March 12, 2018
- Signed a one-year reserve/future contract with Pittsburgh on Feb. 2, 2017
- Signed a two-year contract with the Steelers on October 3, 2015
- Released by the N.Y. Giants on September 5, 2015
- Signed by the Giants on September 2, 2015
- Released by the Giants on August 16, 2015
- Signed by the Giants on January 7, 2015
- Released from the Houston Texans' practice squad on September 30, 2014
- Added to the Texans' practice squad on September 24, 2014
- Released by the Texans on August 30, 2014
- Originally signed with the Texans as an undrafted rookie agent on May 16, 2014

PERSONAL

- Attended Fossil Ridge High School (Forth Worth, Texas)
- Four-time, All-District 5-5A selection
- Converted on 39-of-43 field goals in his career and was perfect on 172 career PAT attempts
- Named AP All-State first team and to the Texas Sportswriters Association Class 5A All-State second team as a senior
- Selected to play in the 2009 US Army All-American Bowl in San Antonio
- Also played baseball and soccer
- Son of Rick and Dawn Boswell
- Full name: Christopher Lynn Boswell

COLLEGE

- Saw action in 51 games for Rice (2010-13), both as a kicker and punter
- Finished his career 65-of-88 on field goals and 164-172 on PATs for a total of 359 points
- His 65 field goals and 164 PATs were both school records when his career ended
- His 65 career field goals were also the third-most in Conference USA history when his career ended
- Added 16 punts for 647 yards (40.4 avg.)
- Selected to play in the Senior Bowl following the 2013 season
- Named Conference USA Special Teams Player of the Week three times
- Set then school single-season records for field goals (23) and points (114) in 2012
- Named First-Team All-Conference USA by Rivals.com, second team by Phil Steele and was an honorable mention selection by Conference USA coaches in 2011
- Earned All-Freshman honors from league coaches in 2010
- Majored in kinesiology

CHRIS BOSWELL'S NFL REGULAR SEASON KICKING STATISTICS

DATE	TEAM	GP	FGM	FGA	PCT.	LG	XP	XPA	PCT.	BLK	PTS
2015	Steelers	12	29	32	90.6	51	26	27	96.3	0	113
2016	Steelers	15	21	25	84.0	49	36	36	100.0	1	99
2017	Steelers	16	35	38	92.1	53	37	39	94.9	1	142
2018	Steelers	15	13	20	65.0	50	43	48	89.6	1	82
2019	Steelers	16	29	31	93.5	51	28	28	100.0	0	115
2020	Steelers	13	19	20	95.0	59	34	38	89.5	0	91
2021	Steelers	17	36	40	90.0	56	27	29	93.1	0	135
2022	Steelers	12	20	28	71.4	59	18	18	100.0	1	78
2023	Steelers	17	29	31	93.5	57	27	28	96.4	0	114
2024	Steelers	17	41	44	93.2	57	35	35	100.0	1	158
2025	Steelers	8	16	18	88.9	60	20	20	100.0	1	68
NFL TOTALS		**158**	**288**	**327**	**88.1**	**60**	**331**	**346**	**95.7**	**6**	**1,195**

CHRIS BOSWELL'S NFL POSTSEASON KICKING STATISTICS

DATE	TEAM	GP	FGM	FGA	PCT.	LG	XP	XPA	PCT.	BLK	PTS
2015	Steelers	2	7	7	100.0	47	1	1	100.0	0	22
2016	Steelers	3	8	8	100.0	45	3	5	60.0	0	27
2017	Steelers	1	0	0	0.0	0	6	6	100.0	0	6
2020	Steelers	1	1	1	100.0	49	2	2	100.0	0	5
2021	Steelers	1	0	0	0.0	0	3	3	100.0	0	3
2023	Steelers	1	1	1	100.0	40	2	2	100.0	0	5
2024	Steelers	1	0	0	0.0	0	2	2	100.0	0	2
NFL TOTALS		**10**	**17**	**17**	**100.0**	**49**	**19**	**21**	**90.5**	**0**	**70**

CHRIS BOSWELL'S NFL REGULAR SEASON FIELD-GOAL ACCURACY STATISTICS

DATE	TEAM	1-19	PCT.	20-29	PCT.	30-39	PCT.	40-49	PCT.	50+	PCT.
2015	Steelers	1-1	100.0	9-9	100.0	8-8	100.0	9-12	75.0	2-2	100.0
2016	Steelers	0-0	0.0	2-2	100.0	8-9	88.9	11-12	91.7	0-2	0.0
2017	Steelers	0-0	0.0	10-10	100.0	12-14	85.7	9-10	90.0	4-4	100.0
2018	Steelers	0-0	0.0	3-3	100.0	4-6	66.7	5-10	50.0	1-1	100.0
2019	Steelers	1-1	100.0	11-11	100.0	7-7	100.0	9-10	90.0	1-2	50.0
2020	Steelers	0-0	0.0	5-5	100.0	6-6	100.0	7-8	87.5	1-1	100.0
2021	Steelers	0-0	0.0	9-9	100.0	8-9	88.9	11-13	84.6	8-9	88.9
2022	Steelers	0-0	0.0	4-4	100.0	4-5	80.0	5-10	50.0	7-9	77.8
2023	Steelers	0-0	0.0	9-9	100.0	7-7	100.0	7-8	87.5	6-7	85.7
2024	Steelers	0-0	0.0	9-9	100.0	12-12	100.0	7-8	87.5	13-15	86.7
2025	Steelers	0-0	0.0	1-1	100.0	1-2	50.0	8-8	100.0	6-7	85.7
NFL TOTALS		**2-2**	**100.0**	**72-72**	**100.0**	**77-85**	**90.6**	**88-109**	**80.7**	**49-59**	**83.1**

CHRIS BOSWELL'S NFL POSTSEASON FIELD-GOAL ACCURACY STATISTICS

DATE	TEAM	1-19	PCT.	20-29	PCT.	30-39	PCT.	40-49	PCT.	50+	PCT.
2015	Steelers	0-0	0.0	1-1	100.0	4-4	100.0	2-2	100.0	0-0	0.0
2016	Steelers	0-0	0.0	2-2	100.0	3-3	100.0	3-3	100.0	0-0	0.0
2017	Steelers	0-0	0.0	0-0	0.0	0-0	0.0	0-0	0.0	0-0	0.0
2020	Steelers	0-0	0.0	0-0	0.0	0-0	0.0	1-1	100.0	0-0	0.0
2021	Steelers	0-0	0.0	0-0	0.0	0-0	0.0	0-0	0.0	0-0	0.0
2023	Steelers	0-0	0.0	0-0	0.0	0-0	0.0	1-1	100.0	0-0	0.0
2024	Steelers	0-0	0.0	0-0	0.0	0-0	0.0	0-0	0.0	0-0	0.0
NFL TOTALS		**0-0**	**0.0**	**3-3**	**100.0**	**7-7**	**100.0**	**7-7**	**100.0**	**0-0**	**0.0**

SINGLE-GAME HIGHS: KICKER

Field Goals Made
6 vs. Baltimore Ravens, Nov 17, 2024
6 at Atlanta Falcons, Sep 08, 2024
...1 more at 6.

Field Goal Attempts
6 vs. Baltimore Ravens, Nov 17, 2024
6 at Atlanta Falcons, Sep 08, 2024
...1 more at 6.

Longest Field Goals Made
60 at New York Jets, Sep 07, 2025
59 vs. New York Jets, Oct 02, 2022
...1 more at 59.

Longest Field Goal Attempts
62 vs. Los Angeles Chargers, Sep 22, 2024
61 vs. Jacksonville Jaguars, Oct 29, 2023

PATs Made
7 vs. Carolina Panthers, Nov 08, 2018
5 at Cincinnati Bengals, Dec 01, 2024
...5 more at 5.

PAT Attempts
7 vs. Carolina Panthers, Nov 08, 2018
6 vs. Atlanta Falcons, Oct 07, 2018

Points
18 vs. Baltimore Ravens, Nov 17, 2024
18 at Atlanta Falcons, Sep 08, 2024
...1 more at 18.

Special Teams Tackles
1 vs. Baltimore Ravens, Oct 06, 2019
1 vs. Cleveland Browns, Oct 28, 2018
...5 more at 1.

Kickoff Average
68.0 vs. Kansas City Chiefs, Oct 02, 2016
67.4 vs. Minnesota Vikings, Sep 17, 2017
...1 more at 67.4.

Extra Point Attempt Percentage
100.0 at Cincinnati Bengals, Dec 01, 2024
100.0 vs. Cleveland Browns, Oct 18, 2020
...4 more at 100.0.

Field Goal Percentage
100.0 vs. Green Bay Packers, Oct 26, 2025
100.0 vs. Baltimore Ravens, Nov 17, 2024
...12 more at 100.0.

Touchbacks
7 at Las Vegas Raiders, Oct 13, 2024
6 vs. Cincinnati Bengals, Dec 23, 2023
...7 more at 6.

SINGLE-GAME HIGHS - POSTSEASON: KICKER

Field Goals Made
6 at Kansas City Chiefs, Jan 15, 2017
4 at Cincinnati Bengals, Jan 09, 2016
3 at Denver Broncos, Jan 17, 2016
1 at Buffalo Bills, Jan 15, 2024
1 vs. Cleveland Browns, Jan 10, 2021
...2 more at 1.

Field Goal Attempts
6 at Kansas City Chiefs, Jan 15, 2017
4 at Cincinnati Bengals, Jan 09, 2016
3 at Denver Broncos, Jan 17, 2016
1 at Buffalo Bills, Jan 15, 2024
1 vs. Cleveland Browns, Jan 10, 2021
...2 more at 1.

Longest Field Goals Made
49 vs. Cleveland Browns, Jan 10, 2021
47 at Denver Broncos, Jan 17, 2016
45 at Kansas City Chiefs, Jan 15, 2017
40 at Buffalo Bills, Jan 15, 2024
39 at Cincinnati Bengals, Jan 09, 2016

Longest Field Goal Attempts
49 vs. Cleveland Browns, Jan 10, 2021
47 at Denver Broncos, Jan 17, 2016
45 at Kansas City Chiefs, Jan 15, 2017
43 at Kansas City Chiefs, Jan 15, 2017
43 at Kansas City Chiefs, Jan 15, 2017
...1 more at 43.

PATs Made
6 vs. Jacksonville Jaguars, Jan 14, 2018
3 at Kansas City Chiefs, Jan 16, 2022
3 vs. Miami Dolphins, Jan 08, 2017
2 at Buffalo Bills, Jan 15, 2024
2 vs. Cleveland Browns, Jan 10, 2021

PAT Attempts
6 vs. Jacksonville Jaguars, Jan 14, 2018
4 vs. Miami Dolphins, Jan 08, 2017
3 at Kansas City Chiefs, Jan 16, 2022
2 at Baltimore Ravens, Jan 11, 2025
2 at Buffalo Bills, Jan 15, 2024
...1 more at 2.

Points
18 at Kansas City Chiefs, Jan 15, 2017
12 at Cincinnati Bengals, Jan 09, 2016
10 at Denver Broncos, Jan 17, 2016
6 vs. Jacksonville Jaguars, Jan 14, 2018
6 vs. Miami Dolphins, Jan 08, 2017

Kickoff Average
66.3 at Cincinnati Bengals, Jan 09, 2016
62.0 at Kansas City Chiefs, Jan 15, 2017
60.2 vs. Miami Dolphins, Jan 08, 2017
57.2 at Denver Broncos, Jan 17, 2016
54.2 vs. Cleveland Browns, Jan 10, 2021

Extra Point Attempt Percentage
100.0 vs. Jacksonville Jaguars, Jan 14, 2018

Field Goal Percentage
100.0 at Kansas City Chiefs, Jan 15, 2017
100.0 at Cincinnati Bengals, Jan 09, 2016

Touchbacks
4 at Denver Broncos, Jan 17, 2016
4 at Cincinnati Bengals, Jan 09, 2016
3 at Baltimore Ravens, Jan 11, 2025
3 at Buffalo Bills, Jan 15, 2024
...1 more at 3.

2025 GAME-BY-GAME REGULAR-SEASON STATISTICS (STEELERS)

			FIELD GOALS				EXTRA POINTS						
DATE	OPPONENT		FGM	FGA	PCT	LG	XP	XPA	PCT	BLK	PTS	W/L	SCORE
09/07	at Jets	P	2	2	100.0	60	4	4	100.0	0	10	W	34-32
09/14	Seahawks	P	3	3	100.0	48	0	0	0.0	0	9	L	17-31
09/21	at Patriots	P	0	0	0.0	0	3	3	100.0	0	3	W	21-14
09/28	Vikings	P	1	2	50.0	33	3	3	100.0	0	6	W	24-21
10/12	Browns	P	3	4	75.0	50	2	2	100.0	0	11	W	23-9
10/16	at Bengals	P	1	1	100.0	41	4	4	100.0	0	7	L	31-33
10/26	Packers	P	4	4	100.0	56	1	1	100.0	0	13	L	25-35
11/02	Colts	P	2	2	100.0	46	3	3	100.0	0	9	W	27-20
2025 TOTALS		**8**	**16**	**18**	**88.9**	**60**	**20**	**20**	**100.0**	**0**	**68**	**5-3**	

2024 GAME-BY-GAME REGULAR-SEASON STATISTICS (STEELERS)

			FIELD GOALS				EXTRA POINTS						
DATE	OPPONENT		FGM	FGA	PCT	LG	XP	XPA	PCT	BLK	PTS	W/L	SCORE
09/08	at Falcons	P	6	6	100.0	57	0	0	0.0	0	18	W	18-10
09/15	at Broncos	P	2	2	100.0	53	1	1	100.0	0	7	W	13-6
09/22	Chargers	P	2	3	66.7	38	2	2	100.0	0	8	W	20-10
09/29	at Colts	P	1	1	100.0	50	3	3	100.0	0	6	L	24-27
10/06	Cowboys	P	1	1	100.0	41	2	2	100.0	0	5	L	17-20
10/13	at Raiders	P	4	4	100.0	52	2	2	100.0	0	14	W	32-13
10/20	Jets	P	3	3	100.0	46	4	4	100.0	0	13	W	37-15
10/28	Giants	P	4	4	100.0	31	2	2	100.0	0	14	W	26-18
11/10	at Commanders	P	0	0	0.0	0	4	4	100.0	0	4	W	28-27
11/17	Ravens	P	6	6	100.0	57	0	0	0.0	0	18	W	18-16
11/21	at Browns	P	2	3	66.7	48	1	1	100.0	0	7	L	19-24
12/01	at Bengals	P	3	4	75.0	50	5	5	100.0	0	14	W	44-38
12/08	Browns	P	2	2	100.0	54	3	3	100.0	0	9	W	27-14
12/15	at Eagles	P	2	2	100.0	49	1	1	100.0	0	7	L	13-27
12/21	at Ravens	P	1	1	100.0	51	2	2	100.0	0	5	L	17-34
12/25	Chiefs	P	1	1	100.0	36	1	1	100.0	0	4	L	10-29
01/04	Bengals	P	1	1	100.0	54	2	2	100.0	0	5	L	17-19
2024 TOTALS		**17**	**41**	**44**	**93.2**	**57**	**35**	**35**	**100.0**	**0**	**158**	**10-7**	

2023 GAME-BY-GAME REGULAR-SEASON STATISTICS (STEELERS)

			FIELD GOALS				EXTRA POINTS						
DATE	OPPONENT		FGM	FGA	PCT	LG	XP	XPA	PCT	BLK	PTS	W/L	SCORE
09/10	49ers	P	0	0	0.0	0	1	1	100.0	0	1	L	7-30
09/18	Browns	P	2	2	100.0	52	2	2	100.0	0	8	W	26-22
09/24	at Raiders	P	3	3	100.0	57	2	2	100.0	0	11	W	23-18
10/01	at Texans	P	2	2	100.0	35	0	0	0.0	0	6	L	6-30
10/08	Ravens	P	3	3	100.0	43	0	0	0.0	0	9	W	17-10
10/22	at Rams	P	1	1	100.0	53	3	3	100.0	0	6	W	24-17
10/29	Jaguars	P	1	2	50.0	22	1	1	100.0	0	4	L	10-20
11/02	Titans	P	2	2	100.0	30	2	2	100.0	0	8	W	20-16
11/12	Packers	P	3	3	100.0	49	2	2	100.0	0	11	W	23-19
11/19	at Browns	P	1	1	100.0	28	1	1	100.0	0	4	L	10-13
11/26	at Bengals	P	3	3	100.0	41	1	1	100.0	0	10	W	16-10
12/03	Cardinals	P	1	2	50.0	29	1	1	100.0	0	4	L	10-24
12/07	Patriots	P	1	1	100.0	56	1	1	100.0	0	4	L	18-21
12/16	at Colts	P	0	0	0.0	0	1	2	50.0	0	1	L	13-30
12/23	Bengals	P	2	2	100.0	50	4	4	100.0	0	10	W	34-11
12/31	at Seahawks	P	3	3	100.0	39	3	3	100.0	0	12	W	30-23
01/06	at Ravens	P	1	1	100.0	25	2	2	100.0	0	5	W	17-10
2023 TOTALS		**17**	**29**	**31**	**93.5**	**57**	**27**	**28**	**96.4**	**0**	**114**	**10-7**	

2022 GAME-BY-GAME REGULAR-SEASON STATISTICS (STEELERS)

			FIELD GOALS				EXTRA POINTS						
DATE	OPPONENT		FGM	FGA	PCT	LG	XP	XPA	PCT	BLK	PTS	W/L	SCORE
09/11	at Bengals	P	3	4	75.0	53	2	2	100.0	0	11	W	23-20+
09/18	Patriots	P	2	2	100.0	52	0	0	0.0	0	6	L	14-17
09/22	at Browns	P	1	2	50.0	34	2	2	100.0	0	5	L	17-29
10/02	Jets	P	2	2	100.0	59	2	2	100.0	0	8	L	20-24
10/09	at Bills	P	1	3	33.3	29	0	0	0.0	0	3	L	3-38
10/16	Buccaneers	P	2	2	100.0	55	2	2	100.0	0	8	W	20-18
10/23	at Dolphins	P	1	1	100.0	45	1	1	100.0	0	4	L	10-16
10/30	at Eagles					ON INACTIVE LIST						L	13-35
11/13	Saints					DID NOT PLAY						W	20-10
11/20	Bengals					INJURED RESERVE						L	30-37
11/28	at Colts					INJURED RESERVE						W	24-17
12/04	at Falcons					INJURED RESERVE						W	19-16
12/11	Ravens	P	0	1	0.0	0	2	2	100.0	0	2	L	14-16
12/18	at Panthers	P	1	1	100.0	50	3	3	100.0	0	6	W	24-16
12/24	Raiders	P	2	4	50.0	44	1	1	100.0	0	7	W	13-10
01/01	at Ravens	P	3	4	75.0	51	1	1	100.0	0	10	W	16-13
01/08	Browns	P	2	2	100.0	49	2	2	100.0	0	8	W	28-14
2022 TOTALS		**12**	**20**	**28**	**71.4**	**59**	**18**	**18**	**100.0**	**0**	**78**	**9-8**	

+ - Overtime

2021 GAME-BY-GAME REGULAR-SEASON STATISTICS (STEELERS)

			FIELD GOALS				EXTRA POINTS						
DATE	OPPONENT		FGM	FGA	PCT	LG	XP	XPA	PCT	BLK	PTS	W/L/T	SCORE
09/12	at Bills	P	3	3	100.0	45	2	2	100.0	0	11	W	23-16
09/19	Raiders	P	1	1	100.0	56	2	2	100.0	0	5	L	17-26
09/26	Bengals	P	1	2	50.0	26	1	1	100.0	0	4	L	10-24
10/03	at Packers	P	1	1	100.0	52	2	2	100.0	0	5	L	17-27
10/10	Broncos	P	2	2	100.0	48	3	3	100.0	0	9	W	27-19
10/17	Seahawks	P	3	3	100.0	52	2	2	100.0	0	11	W	23-20+
10/31	at Browns	P	1	1	100.0	31	0	0	0.0	0	3	W	15-10
11/08	Bears	P	3	3	100.0	54	2	3	66.7	0	11	W	29-27
11/14	Lions	P	3	3	100.0	51	1	1	100.0	0	10	T	16-16
11/21	at Chargers	P	3	3	100.0	45	4	4	100.0	0	13	L	37-41
11/28	at Bengals	P	1	1	100.0	40	1	1	100.0	0	4	L	10-41
12/05	Ravens	P	2	2	100.0	53	0	1	0.0	0	6	W	20-19
12/09	at Vikings	P	0	1	0.0	0	2	2	100.0	0	2	L	28-36
12/19	Titans	P	4	5	80.0	48	1	1	100.0	0	13	W	19-13
12/26	at Chiefs	P	1	2	50.0	34	1	1	100.0	0	4	L	10-36
01/03	Browns	P	4	4	100.0	50	2	2	100.0	0	14	W	26-14
01/09	at Ravens	P	3	3	100.0	40	1	1	100.0	0	10	W	16-13+
2021 TOTALS		**17**	**36**	**40**	**90.0**	**56**	**27**	**29**	**93.1**	**0**	**135**	**9-7-1**	

+ - Overtime

2020 GAME-BY-GAME REGULAR-SEASON STATISTICS (STEELERS)

			FIELD GOALS				EXTRA POINTS						
DATE	OPPONENT		FGM	FGA	PCT	LG	XP	XPA	PCT	BLK	PTS	W/L	SCORE
09/14	at Giants	P	2	2	100.0	41	2	3	66.7	0	8	W	26-16
09/20	Broncos	P	1	1	100.0	21	3	3	100.0	0	6	W	26-21
09/27	Texans	P	2	2	100.0	33	2	2	100.0	0	8	W	28-21
10/11	Eagles	P	1	1	100.0	41	5	5	100.0	0	8	W	38-29
10/18	Browns	P	1	1	100.0	35	5	5	100.0	0	8	W	38-7
10/25	at Titans	P	2	2	100.0	38	3	3	100.0	0	9	W	27-24
11/01	at Ravens	P	0	0	0.0	0	4	4	100.0	0	4	W	28-24
11/08	at Cowboys	P	2	2	100.0	59	0	2	0.0	1	6	W	24-19
11/15	Bengals	P	3	3	100.0	45	3	3	100.0	0	12	W	36-10
11/22	at Jaguars	P	2	3	66.7	47	3	3	100.0	0	9	W	27-3
12/02	Ravens	P	2	2	100.0	27	1	2	50.0	0	7	W	19-14
12/07	Football Team					ON INACTIVE LIST						L	17-23
12/13	at Bills	P	0	0	0.0	0	1	1	100.0	0	1	L	15-26
12/21	at Bengals	P	1	1	100.0	25	2	2	100.0	0	5	L	17-27
12/27	Colts					ON INACTIVE LIST						W	28-24
01/03	at Browns					ON INACTIVE LIST						L	22-24
2020 TOTALS		**13**	**19**	**20**	**95.0**	**59**	**34**	**38**	**89.5**	**1**	**91**	**12-4**	

2019 GAME-BY-GAME REGULAR-SEASON STATISTICS (STEELERS)

			FIELD GOALS				EXTRA POINTS						
DATE	OPPONENT		FGM	FGA	PCT	LG	XP	XPA	PCT	BLK	PTS	W/L	SCORE
09/08	at Patriots	P	1	1	100.0	19	0	0	0.0	0	3	L	3-33
09/15	Seahawks	P	2	2	100.0	41	2	2	100.0	0	8	L	26-28
09/22	at 49ers	P	2	2	100.0	46	2	2	100.0	0	8	L	20-24
09/30	Bengals	P	2	2	100.0	49	3	3	100.0	0	9	W	27-3
10/06	Ravens	P	3	3	100.0	41	2	2	100.0	0	11	L	23-26+
10/13	at Chargers	P	1	1	100.0	20	3	3	100.0	0	6	W	24-17
10/28	Dolphins	P	2	3	66.7	42	3	3	100.0	0	9	W	27-14
11/03	Colts	P	4	4	100.0	51	2	2	100.0	0	14	W	26-24
11/10	Rams	P	1	1	100.0	33	2	2	100.0	0	5	W	17-12
11/14	at Browns	P	0	1	0.0	0	1	1	100.0	0	1	L	7-21
11/24	at Bengals	P	3	3	100.0	47	1	1	100.0	0	10	W	16-10
12/01	Browns	P	2	2	100.0	39	2	2	100.0	0	8	W	20-13
12/08	at Cardinals	P	3	3	100.0	37	2	2	100.0	0	11	W	23-17
12/15	Bills	P	1	1	100.0	49	1	1	100.0	0	4	L	10-17
12/22	at Jets	P	1	1	100.0	49	1	1	100.0	0	4	L	10-16
12/29	at Ravens	P	1	1	100.0	26	1	1	100.0	0	4	L	10-28
2019 TOTALS		**16**	**29**	**31**	**93.5**	**51**	**28**	**28**	**100.0**	**0**	**115**	**8-8**	

+ - Overtime

2018 GAME-BY-GAME REGULAR-SEASON STATISTICS (STEELERS)

			FIELD GOALS				EXTRA POINTS						
DATE	OPPONENT		FGM	FGA	PCT	LG	XP	XPA	PCT	BLK	PTS	W/L/T	SCORE
09/09	at Browns	P	0	1	0.0	0	3	3	100.0	0	3	T	21-21
09/16	Chiefs	P	0	1	0.0	0	3	4	75.0	0	3	L	37-42
09/24	at Buccaneers	P	1	2	50.0	38	3	4	75.0	0	6	W	30-27
09/30	Ravens	P	2	2	100.0	39	0	0	0.0	0	6	L	14-26
10/07	Falcons	P	0	0	0.0	0	5	6	83.3	0	5	W	41-17
10/14	at Bengals	P	2	2	100.0	24	2	2	100.0	0	8	W	28-21
10/28	Browns	P	1	1	100.0	42	4	4	100.0	0	7	W	33-18
11/04	at Ravens	P	1	1	100.0	29	2	3	66.7	0	5	W	23-16
11/08	Panthers	P	1	1	100.0	50	7	7	100.0	0	10	W	52-21
11/18	at Jaguars	P	0	0	0.0	0	2	2	100.0	0	2	W	20-16
11/25	at Broncos	P	1	2	50.0	41	2	2	100.0	0	5	L	17-24
12/02	Chargers	P	1	1	100.0	48	3	4	75.0	0	6	L	30-33
12/09	at Raiders	P	0	2	0.0	0	3	3	100.0	0	3	L	21-24
12/16	Patriots	P	1	2	50.0	48	2	2	100.0	0	5	W	17-10
12/23	at Saints	P	2	2	100.0	49	2	2	100.0	0	8	L	28-31
12/30	Bengals					DID NOT PLAY						W	16-13
2018 TOTALS		**15**	**13**	**20**	**65.0**	**50**	**43**	**48**	**89.6**	**0**	**82**	**9-6-1**	

2017 GAME-BY-GAME REGULAR-SEASON STATISTICS (STEELERS)

			FIELD GOALS				EXTRA POINTS						
DATE	OPPONENT		FGM	FGA	PCT	LG	XP	XPA	PCT	BLK	PTS	W/L	SCORE
09/10	at Browns	P	0	0	0.0	0	3	3	100.0	0	3	W	21-18
09/17	Vikings	P	4	4	100.0	46	2	2	100.0	0	14	W	26-9
09/24	at Bears	P	1	2	50.0	32	2	2	100.0	0	5	L	17-23+
10/01	at Ravens	P	2	3	66.7	49	2	2	100.0	0	8	W	26-9
10/08	Jaguars	P	3	3	100.0	34	0	0	0.0	0	9	L	9-30
10/15	at Chiefs	P	1	1	100.0	24	2	2	100.0	0	5	W	19-13
10/22	Bengals	P	5	5	100.0	49	2	2	100.0	0	17	W	29-14
10/29	at Lions	P	2	2	100.0	38	2	2	100.0	0	8	W	20-15
11/12	at Colts	P	2	3	66.7	41	0	1	0.0	1	6	W	20-17
11/16	Titans	P	4	4	100.0	50	4	4	100.0	0	16	W	40-17
11/26	Packers	P	1	1	100.0	53	2	3	66.7	0	5	W	31-28
12/04	at Bengals	P	3	3	100.0	38	2	2	100.0	0	11	W	23-20
12/10	Ravens	P	4	4	100.0	52	3	3	100.0	0	15	W	39-38
12/17	Patriots	P	1	1	100.0	51	3	3	100.0	0	6	L	24-27
12/25	at Texans	P	2	2	100.0	36	4	4	100.0	0	10	W	34-6
12/31	Browns	P	0	0	0.0	0	4	4	100.0	0	4	W	28-24
2017 TOTALS		**16**	**35**	**38**	**92.1**	**53**	**37**	**39**	**94.9**	**1**	**142**	**13-3**	

+ - Overtime

2016 GAME-BY-GAME REGULAR-SEASON STATISTICS (STEELERS)

			FIELD GOALS				EXTRA POINTS						
DATE	OPPONENT		FGM	FGA	PCT	LG	XP	XPA	PCT	BLK	PTS	W/L	SCORE
09/12	at Redskins	P	1	1	100.0	46	5	5	100.0	0	8	W	38-16
09/18	Bengals	P	1	1	100.0	49	3	3	100.0	0	6	W	24-16
09/25	at Eagles	P	1	2	50.0	40	0	0	0.0	0	3	L	3-34
10/02	Chiefs	P	0	0	0.0	0	5	5	100.0	0	5	W	43-14
10/09	Jets	P	1	1	100.0	47	4	4	100.0	0	7	W	31-13
10/16	at Dolphins	P	0	0	0.0	0	1	1	100.0	0	1	L	15-30
10/23	Patriots	P	3	5	60.0	46	1	1	100.0	0	10	L	16-27
11/06	at Ravens	P	0	0	0.0	0	2	2	100.0	0	2	L	14-21
11/13	Cowboys	P	2	3	66.7	39	0	0	0.0	0	6	L	30-35
11/20	at Browns	P	3	3	100.0	33	1	1	100.0	0	10	W	24-9
11/24	at Colts	P	0	0	0.0	0	4	4	100.0	0	4	W	28-7
12/04	Giants						INACTIVE					W	24-14
12/11	at Bills	P	2	2	100.0	39	3	3	100.0	0	9	W	27-20
12/18	at Bengals	P	6	6	100.0	49	0	0	0.0	0	18	W	24-20
12/25	Ravens	P	1	1	100.0	36	4	4	100.0	0	7	W	31-27
01/01	Browns	P	0	0	0.0	0	3	3	100.0	0	3	W	27-24+
2016 TOTALS		**15**	**21**	**25**	**84.0**	**49**	**36**	**36**	**100.0**	**0**	**99**	**11-5**	

+ - Overtime

2015 GAME-BY-GAME REGULAR-SEASON STATISTICS (STEELERS)

			FIELD GOALS				EXTRA POINTS						
DATE	OPPONENT		FGM	FGA	PCT	LG	XP	XPA	PCT	BLK	PTS	W/L	SCORE
09/10	at Patriots						NOT ON ROSTER					L	21-28
09/20	49ers						NOT ON ROSTER					W	43-18
09/27	at Rams						NOT ON ROSTER					W	12-6
10/01	Ravens						NOT ON ROSTER					L	20-23+
10/12	at Chargers	P	1	1	100.0	47	3	3	100.0	0	6	W	24-20
10/18	Cardinals	P	4	4	100.0	51	1	1	100.0	0	13	W	25-13
10/25	at Chiefs	P	2	2	100.0	36	1	1	100.0	0	7	L	13-23
11/01	Bengals	P	1	1	100.0	32	1	1	100.0	0	4	L	10-16
11/08	Raiders	P	3	4	75.0	38	3	3	100.0	0	12	W	38-35
11/15	Browns	P	3	3	100.0	34	1	2	50.0	0	10	W	30-9
11/29	at Seahawks	P	3	3	100.0	44	1	1	100.0	0	10	L	30-39
12/06	Colts	P	3	4	75.0	51	4	4	100.0	0	13	W	45-10
12/13	at Bengals	P	4	4	100.0	47	3	3	100.0	0	15	W	33-20
12/20	Broncos	P	2	2	100.0	41	4	4	100.0	0	10	W	34-27
12/27	at Ravens	P	1	1	100.0	34	2	2	100.0	0	5	L	17-20
01/03	at Browns	P	2	3	66.7	39	2	2	100.0	0	8	W	28-12
2015 TOTALS		**12**	**29**	**32**	**90.6**	**51**	**26**	**27**	**96.3**	**0**	**113**	**10-6**	

+ - Overtime

2024 GAME-BY-GAME POSTSEASON STATISTICS (STEELERS)

			FIELD GOALS				EXTRA POINTS						
DATE	OPPONENT		FGM	FGA	PCT	LG	XP	XPA	PCT	BLK	PTS	W/L	SCORE
01/11	at Ravens	P	0	0	0.0	0	2	2	100.0	0	2	L	14-28
2024 TOTALS		**1**	**0**	**0**	**0.0**	**0**	**2**	**2**	**100.0**	**0**	**2**	**0-1**	

2023 GAME-BY-GAME POSTSEASON STATISTICS (STEELERS)

			FIELD GOALS				EXTRA POINTS						
DATE	OPPONENT		FGM	FGA	PCT	LG	XP	XPA	PCT	BLK	PTS	W/L	SCORE
01/15	at Bills	P	1	1	100.0	40	2	2	100.0	0	5	L	17-31
2023 TOTALS		**1**	**1**	**1**	**100.0**	**40**	**2**	**2**	**100.0**	**0**	**5**	**0-1**	

CARSON BRUENER

LB

44

HEIGHT: 6-2
WEIGHT: 226
BORN: June 5, 2001
COLLEGE: Washington

HOW ACQUIRED: D7a '25
NFL EXPERIENCE: R
BIRTHPLACE Woodinville, WA

PRO CAREER

- Has yet to make NFL debut

TRANSACTIONS

- Drafted by Pittsburgh in the seventh round (226th overall) of the 2025 NFL Draft

PERSONAL

- Attended Redmond H.S. (Redmond, Wash.), where he was rated the No. 51 inside linebacker in the nation and No. 16 recruit in the state by 247Sports
- Recorded 122 tackles and 13 tackles for loss as a senior for the Redmond Mustangs
- Named defensive MVP of the 4A KingCo Crown Division as a senior
- Named to the Seattle Times' "Star Times" all-area team and to the Times' all-state team (for all levels)
- First-team All-KingCo Crown Division at linebacker and second-team at tight end as a junior in 2018
- Rated as the No. 8 recruit in the state, according to Rivals.com
- Ranked the No. 28 inside linebacker in the nation by ESPN
- Father, Mark Bruener, was a standout tight end at Washington, who was one of two true freshmen to play for the 1991 National Championship team
- Mark, who is currently a scout for the Steelers, was a first-round NFL Draft pick and played nine seasons for Pittsburgh and five more for the Houston Texans
- Also played on the Mustangs' basketball team

COLLEGE

- Played five seasons as a linebacker at Washington (2020-24), where he played in 52 games (19 starts) and registered 305 tackles (180 solo), 10.5 tackles for loss, 1.5 sacks, seven quarterback hits, five interceptions, nine passes defensed and four forced fumbles
- Voted a captain for the Huskies in 2024
- Started all 13 games in 2024 and led the team with 103 tackles and three interceptions
- One of only two Big Ten players with 100+ tackles and 3+ interceptions in 2024
- Named third-team All-Big Ten by both the coaches and the media
- Named to the Fall Academic All-Big Ten team
- Four tackles, one of them for a loss, and a pass breakup, vs. Washington State
- Led the Huskies with nine tackles and two pass breakups at Rutgers
- Registered 12 tackles and two interceptions in the win over USC
- Named Big Ten Defensive Player of the Week following the USC game
- Recorded 11 tackles and a forced fumble at Penn State
- Led all players with 11 tackles in the Tony the Tiger Sun Bowl vs. Louisville
- Won the UW's defensive most valuable player award at the team's postseason banquet

CARSON BRUENER'S NFL REGULAR SEASON DEFENSIVE STATISTICS

				TACKLES								INTERCEPTIONS					O. FUMB				ST					MISC	
DATE	TEAM	GP	GS	TK	S	A	TFL	YDS	SK	YDS	QBH	NO	YDS	LG	TD	PD	FF	FR	TD	YDS	TK	S	A	FF	FR	S	A
2025	Steelers	8	0	0	0	0	0	0	0.0	0.0	0	0	0	0	0	0	0	0	0	0	9	4	5	0	0	0	0
NFL TOTALS		**8**	**0**	**0**	**0**	**0**	**0**	**0**	**0.0**	**0.0**	**0**	**0**	**0**	**0**	**0**	**0**	**0**	**0**	**0**	**0**	**9**	**4**	**5**	**0**	**0**	**0**	**0**

SINGLE-GAME HIGHS: DEFENSIVE

Special Teams Tackles	3 vs. Green Bay Packers, Oct 26, 2025 2 vs. Seattle Seahawks, Sep 14, 2025

2025 GAME-BY-GAME REGULAR-SEASON STATISTICS (STEELERS)

						TACKLES						INTERCEPTIONS					O. FUMB				ST					MISC			
DATE	OPPONENT	P/S	TK	S	A	SK	YDS	TFL	YDS	QBH	NO	YDS	LG	TD	PD	FF	FR	TD	YDS	TK	S	A	FF	FR	S	A	W/L	SCORE
09/07	at Jets	P	0	0	0	0.0	0.0	0	0	0	0	0	0	0	0	0	0	0	0	1	0	1	0	0	0	0	W	34-32
09/14	Seahawks	P	0	0	0	0.0	0.0	0	0	0	0	0	0	0	0	0	0	0	0	2	1	1	0	0	0	0	L	17-31
09/21	at Patriots	P	0	0	0	0.0	0.0	0	0	0	0	0	0	0	0	0	0	0	0	0	0	0	0	0	0	0	W	21-14
09/28	Vikings	P	0	0	0	0.0	0.0	0	0	0	0	0	0	0	0	0	0	0	0	1	1	0	0	0	0	0	W	24-21
10/12	Browns	P	0	0	0	0.0	0.0	0	0	0	0	0	0	0	0	0	0	0	0	1	0	1	0	0	0	0	W	23-9
10/16	at Bengals	P	0	0	0	0.0	0.0	0	0	0	0	0	0	0	0	0	0	0	0	1	0	1	0	0	0	0	L	31-33
10/26	Packers	P	0	0	0	0.0	0.0	0	0	0	0	0	0	0	0	0	0	0	0	3	2	1	0	0	0	0	L	25-35
11/02	Colts	P	0	0	0	0.0	0.0	0	0	0	0	0	0	0	0	0	0	0	0	0	0	0	0	0	0	0	W	27-20
2025 TOTALS		**8-0**	**0**	**0**	**0**	**0.0**	**0.0**	**0**	**0**	**0**	**0**	**0**	**0**	**0**	**0**	**0**	**0**	**0**	**0**	**9**	**4**	**5**	**0**	**0**	**0**	**0**	**5-3**	

CARSON BRUENER'S COLLEGE DEFENSIVE STATISTICS

				TACKLES								INTERCEPTIONS					O. FUMB				ST				MISC	
DATE	TEAM	GP	GS	TK	S	A	TFL	YDS	SK	YDS	QBH	NO	YDS	LG	TD	PD	FF	FR	TD	YDS	TK	S	A	FF	FR	S	A
2021	Washington	11	5	70	48	22	2.5	15.0	1.5	11.0	2	1	50	50	0	0	2	0	0	0	0	0	0	0	0	0	0
2022	Washington	13	0	45	29	16	3.5	9.0	0.0	0.0	1	0	0	0	0	1	0	0	0	0	0	0	0	0	0	0	0
2023	Washington	15	1	86	43	43	2.5	3.0	0.0	0.0	1	1	33	33	0	3	1	0	0	0	0	0	0	0	0	0	0
2024	Washington	13	13	104	60	44	2.0	3.0	0.0	0.0	3	3	55	24	0	5	1	0	0	0	0	0	0	0	0	0	0
TOTALS		**52**	**19**	**305**	**180**	**125**	**10.5**	**30.0**	**1.5**	**11.0**	**7**	**5**	**138**	**50**	**0**	**9**	**4**	**0**	**0**	**0**	**0**	**0**	**0**	**0**	**0**	**0**



CHUCK CLARK

S

21

HEIGHT: 6-0
WEIGHT: 205
BORN: April 19, 1995
COLLEGE: Virginia Tech

HOW ACQUIRED: FA '25
NFL EXPERIENCE: 8th year
BIRTHPLACE Suffolk, VA

PRO CAREER

- Has played in 114 regular-season games (79 starts) over his eight-year NFL career (Baltimore 2017-22; N.Y. Jets 2024; Pittsburgh 2025)
- Has registered 458 tackles (281 solo), 35 passes defensed, five interceptions, 11 tackles for loss, five fumble recoveries, seven forced fumbles, 10 QB hits, 4.5 sacks, one interception return for TD and one fumble return for TD
- Has played in five postseason contests (four starts), all with Baltimore, and notched 12 tackles (eight solo) and one tackle for loss
- Made NFL debut in Week 1 of 2017 (at Cincinnati)
- Made NFL starting debut in Week 13 of 2018 (at Atlanta)

2024 (JETS)

- Played in 12 regular-season games (12 starts)
- Registered 69 tackles (38 solo), 1.0 sack, two passes defensed, one quarterback hit, one tackle for loss, one forced fumble and one fumble recovery

2023 (JETS)

- Placed on the Reserve/Injured List after suffering a season-ending injury during OTAs

2022 (RAVENS)

- Played in 17 regular-season games (17 starts)
- Registered a single-season best 101 tackles, one of just 13 defensive backs with 100+ tackles
- Added four QB pressures, four passes defensed, one forced fumble and one fumble recovery
- Started in the postseason contest and recorded three tackles

2021 (RAVENS)

- Played in 16 regular-season games (16 starts)
- Registered 77 tackles, 1.0 sack, three tackles for loss, one quarterback hit, eight QB pressures, two interceptions, including one returned 17 yards for a TD, and a single-season high 12 passes defensed
- Added three special teams tackles

2020 (RAVENS)

- Played in 16 regular-season games (16 starts)
- Registered 96 tackles, 1.5 sacks, three tackles for loss, four quarterback hits, 10 QB pressures, one interception, four passes defensed, two forced fumbles and three fumble recoveries, including one returned 65 yards for a TD
- Started both postseason contests and recorded seven tackles and one tackle for loss

2019 (RAVENS)

- Played in 16 regular-season games (12 starts)
- Registered 68 tackles, 1.0 sack, two tackles for loss, three quarterback hits, five QB pressures, one interception (returned 12 yards), nine passes defensed and two forced fumbles
- Made his first postseason start and recorded two tackles and one QB pressure

2018 (RAVENS)

- Played in 16 regular-season games (two starts)
- Registered 13 tackles, one interception (returned five yards), one pass defensed and two QB pressures on defense
- Matched his single-season best with eight tackles on special teams
- Made his postseason debut but did not record any stats

2017 (RAVENS)

- Played in 15 regular-season games (no starts)
- Registered five tackles, two passes defensed and one QB pressure on defense and a single-season high eight tackles on special teams

TRANSACTIONS

- Signed a one-year contract with Pittsburgh on Aug. 28, 2025
- Released by the Steelers on Aug. 26, 2025
- Signed a one-year contract with Pittsburgh on July 25, 2025
- Signed a one-year contract extension with N.Y. Jets on March 10, 2024
- Acquired by N.Y. Jets, via trade with Baltimore, in exchange for the Ravens' seventh-round (228th) pick in the 2024 draft
- Signed a three-year contract with Baltimore on Feb. 10, 2020
- Signed a four-year contract with the Ravens on May 5, 2017
- Drafted by Baltimore in the sixth round (186th overall) of the 2017 NFL Draft

PERSONAL

- Attended King's Fork H.S. (Suffolk, Va.), where he was named Second Team All-State as a senior in 2012
- Earned First Team All-Region, All District and All-Tidewater honors as a junior and senior
- Selected as the Southeastern District Defensive Player of the Year both his junior and senior seasons, after he posted 57 tackles and four interceptions (three returned for TDs) as a senior and 58 tackles and five fumble recoveries as a junior, in addition to rushing for 788 yards and six TDs
- An Academic All-ACC selection during his time at Virginia Tech, graduated with a human development degree with a minor in sociology and following football, would like to pursue a career working to help guide and counsel troubled teens

COLLEGE

- Played in 52 career games (40 starts) at Virginia Tech (2013-16), where he was part of the first class in school history to register three consecutive bowl victories
- Registered 296 tackles (173 solo), 23 passes defensed, 21 pass breakups, two interceptions, 14 tackles for loss, one fumble recovery, one forced fumble, 2.5 sacks and one fumble return for TD
- Three-year starter for the Hokies
- An ACC First Team selection by Pro Football Focus in 2016, recorded a 20-yard fumble return TD at Purdue in 2015
- Named to the All-ACC Academic Football Team as both a junior and a senior

REGULAR SEASON COMPARISON: DEFENSIVE - LOS ANGELES CHARGERS

				TACKLES									MISC	
DATE	OPP	W/L	GP/GS	TOT	SOLO	ASST	SACK	YDS.	INT	TFL	PD	QBH	TD	FF	FR
12/22/18	BLT @ LAC	W	P	0	0	0	0.0	0.0	0	0	0	0	0	0	0
10/17/21	BLT vs. LAC	W	S	5	3	2	0.0	0.0	0	0	1	0	0	0	0
TOTALS		**2/0**	**2/1**	**5**	**3**	**2**	**0.0**	**0.0**	**0**	**0**	**1**	**0**	**0**	**0**	**0**

POSTSEASON COMPARISON: DEFENSIVE - LOS ANGELES CHARGERS

				TACKLES									MISC	
DATE	OPP	W/L	GP/GS	TOT	SOLO	ASST	SACK	YDS.	INT	TFL	PD	QBH	TD	FF	FR
1/6/19	BLT vs. LAC	L	P	0	0	0	0.0	0.0	0	0	0	0	0	0	0
TOTALS		**0/1**	**1/0**	**0**	**0**	**0**	**0.0**	**0.0**	**0**	**0**	**0**	**0**	**0**	**0**	**0**

CHUCK CLARK'S NFL REGULAR SEASON DEFENSIVE STATISTICS

				TACKLES								INTERCEPTIONS					O. FUMB				ST					MISC	
DATE	TEAM	GP	GS	TK	S	A	TFL	YDS	SK	YDS	QBH	NO	YDS	LG	TD	PD	FF	FR	TD	YDS	TK	S	A	FF	FR	S	A
2017	Ravens	15	0	5	5	0	0	0	0.0	0.0	0	0	0	0	0	2	0	0	0	0	8	7	1	0	0	0	0
2018	Ravens	16	2	13	10	3	0	0	0.0	0.0	0	1	5	5	0	1	0	0	0	0	8	6	2	0	0	0	0
2019	Ravens	16	12	68	43	25	2	5	1.0	8.0	3	1	12	12	0	9	2	0	0	0	5	2	3	0	0	0	0
2020	Ravens	16	16	96	57	39	3	9	1.5	11.0	4	1	0	0	0	4	2	3	1	66	0	0	0	0	0	0	0
2021	Ravens	16	16	77	46	31	3	13	1.0	12.0	1	2	17	17t	1	12	0	0	0	0	3	3	0	0	0	0	0
2022	Ravens	17	17	101	61	40	0	0	0.0	0.0	0	0	0	0	0	4	1	1	0	-6	0	0	0	0	0	0	0
2023	Jets	0	0	0	0	0	0	0	0.0	0.0	0	0	0	0	0	0	0	0	0	0	0	0	0	0	0	0	0
2024	Jets	12	12	69	38	31	1	8	1.0	8.0	1	0	0	0	0	2	1	1	0	0	0	0	0	0	0	0	0
2025	Steelers	6	4	29	21	8	2	8	0.0	0.0	1	0	0	0	0	1	1	0	0	0	4	3	1	0	0	0	0
NFL TOTALS		**114**	**79**	**458**	**281**	**177**	**11**	**43**	**4.5**	**39.0**	**10**	**5**	**34**	**17T**	**1**	**35**	**7**	**5**	**1**	**60**	**28**	**21**	**7**	**0**	**0**	**0**	**0**

CHUCK CLARK'S NFL POSTSEASON DEFENSIVE STATISTICS

				TACKLES								INTERCEPTIONS					O. FUMB				ST					MISC	
DATE	TEAM	GP	GS	TK	S	A	TFL	YDS	SK	YDS	QBH	NO	YDS	LG	TD	PD	FF	FR	TD	YDS	TK	S	A	FF	FR	S	A
2018	Ravens	1	0	0	0	0	0	0	0.0	0.0	0	0	0	0	0	0	0	0	0	0	0	0	0	0	0	0	0
2019	Ravens	1	1	2	1	1	0	0	0.0	0.0	0	0	0	0	0	0	0	0	0	0	0	0	0	0	0	0	0
2020	Ravens	2	2	7	4	3	1	0	0.0	0.0	0	0	0	0	0	0	0	0	0	0	0	0	0	0	0	0	0
2022	Ravens	1	1	3	3	0	0	0	0.0	0.0	0	0	0	0	0	0	0	0	0	0	0	0	0	0	0	0	0
NFL TOTALS		**5**	**4**	**12**	**8**	**4**	**1**	**0**	**0.0**	**0.0**	**0**	**0**	**0**	**0**	**0**	**0**	**0**	**0**	**0**	**0**	**0**	**0**	**0**	**0**	**0**	**0**	**0**

SINGLE-GAME HIGHS: DEFENSIVE

Total Tackles	13 at Pittsburgh Steelers, Dec 02, 2020 12 at Detroit Lions, Sep 26, 2021
Solo Tackles	9 at Detroit Lions, Sep 26, 2021 6 vs. Seattle Seahawks, Sep 14, 2025 ...6 more at 6.
Sacks	1.0 vs. New England Patriots, Sep 19, 2024 1.0 at Detroit Lions, Sep 26, 2021 ...2 more at 1.0.
Passes Defensed	4 at Cleveland Browns, Dec 22, 2019 3 vs. Los Angeles Rams, Jan 02, 2022 ...1 more at 3.
Forced Fumbles	1 vs. Minnesota Vikings, Sep 28, 2025 1 vs. New England Patriots, Sep 19, 2024 ...5 more at 1.
Fumble Recoveries	2 at Indianapolis Colts, Nov 08, 2020 1 vs. New England Patriots, Sep 19, 2024 ...2 more at 1.
Tackles For Loss	1 at New York Jets, Sep 07, 2025 1 vs. New England Patriots, Sep 19, 2024 ...8 more at 1.
Interceptions	2 vs. Los Angeles Rams, Jan 02, 2022 1 at Cincinnati Bengals, Jan 03, 2021 ...2 more at 1.
Interception Return Yards	17 vs. Los Angeles Rams, Jan 02, 2022 12 vs. New York Jets, Dec 12, 2019
Special Teams Tackles	3 at New York Jets, Sep 07, 2025 2 vs. Buffalo Bills, Sep 09, 2018
Longest Opp Fumble Return	65 at Indianapolis Colts, Nov 08, 2020 1 at Philadelphia Eagles, Oct 18, 2020

SINGLE-GAME HIGHS - POSTSEASON: DEFENSIVE

Total Tackles
4 at Buffalo Bills, Jan 16, 2021
3 at Tennessee Titans, Jan 10, 2021
2 vs. Tennessee Titans, Jan 11, 2020

Solo Tackles
2 at Buffalo Bills, Jan 16, 2021
2 at Tennessee Titans, Jan 10, 2021
1 vs. Tennessee Titans, Jan 11, 2020

Tackles For Loss
1 at Buffalo Bills, Jan 16, 2021

2025 GAME-BY-GAME REGULAR-SEASON STATISTICS (STEELERS)

			TACKLES								INTERCEPTIONS					O. FUMB				ST					MISC			
DATE	OPPONENT	P/S	TK	S	A	SK	YDS	TFL	YDS	QBH	NO	YDS	LG	TD	PD	FF	FR	TD	YDS	TK	S	A	FF	FR	S	A	W/L	SCORE
09/07	at Jets	P	5	4	1	0.0	0.0	1	2	0	0	0	0	0	0	0	0	0	0	3	2	1	0	0	0	0	W	34-32
09/14	Seahawks	S	8	6	2	0.0	0.0	0	0	1	0	0	0	0	0	0	0	0	0	0	0	0	0	0	0	0	L	17-31
09/21	at Patriots	P	6	3	3	0.0	0.0	0	0	0	0	0	0	0	0	0	0	0	0	0	0	0	0	0	0	0	W	21-14
09/28	Vikings	S	3	3	0	0.0	0.0	0	0	0	0	0	0	0	0	1	0	0	0	0	0	0	0	0	0	0	W	24-21
10/12	Browns										ON INACTIVE LIST																W	23-9
10/16	at Bengals	S	2	2	0	0.0	0.0	1	6	0	0	0	0	0	1	0	0	0	0	1	1	0	0	0	0	0	L	31-33
10/26	Packers	S	5	3	2	0.0	0.0	0	0	0	0	0	0	0	0	0	0	0	0	0	0	0	0	0	0	0	L	25-35
11/02	Colts										ON INACTIVE LIST																W	27-20
2025 TOTALS		**6-4**	**29**	**21**	**8**	**0.0**	**0.0**	**2**	**8**	**1**	**0**	**0**	**0**	**0**	**1**	**1**	**0**	**0**	**0**	**4**	**3**	**1**	**0**	**0**	**0**	**0**	**5-3**	

2024 GAME-BY-GAME REGULAR-SEASON STATISTICS (JETS)

			TACKLES								INTERCEPTIONS					O. FUMB				ST					MISC			
DATE	OPPONENT	P/S	TK	S	A	SK	YDS	TFL	YDS	QBH	NO	YDS	LG	TD	PD	FF	FR	TD	YDS	TK	S	A	FF	FR	S	A	W/L	SCORE
09/09	at 49ers	S	5	3	2	0.0	0.0	0	0	0	0	0	0	0	0	0	0	0	0	0	0	0	0	0	0	0	L	19-32
09/15	at Titans	S	4	4	0	0.0	0.0	0	0	0	0	0	0	0	0	0	0	0	0	0	0	0	0	0	0	0	W	24-17
09/19	Patriots	S	7	4	3	1.0	8.0	1	8	1	0	0	0	0	0	1	1	0	0	0	0	0	0	0	0	0	W	24-3
09/29	Broncos	S	7	2	5	0.0	0.0	0	0	0	0	0	0	0	0	0	0	0	0	0	0	0	0	0	0	0	L	9-10
10/06	at Vikings	S	5	3	2	0.0	0.0	0	0	0	0	0	0	0	1	0	0	0	0	0	0	0	0	0	0	0	L	17-23
10/14	Bills										INJURED RESERVE																L	20-23
10/20	at Steelers										INJURED RESERVE																L	15-37
10/27	at Patriots										INJURED RESERVE																L	22-25
10/31	Texans										INJURED RESERVE																W	21-13
11/10	at Cardinals										INJURED RESERVE																L	6-31
11/17	Colts	S	6	3	3	0.0	0.0	0	0	0	0	0	0	0	0	0	0	0	0	0	0	0	0	0	0	0	L	27-28
12/01	Seahawks	S	2	2	0	0.0	0.0	0	0	0	0	0	0	0	0	0	0	0	0	0	0	0	0	0	0	0	L	21-26
12/08	at Dolphins	S	7	4	3	0.0	0.0	0	0	0	0	0	0	0	1	0	0	0	0	0	0	0	0	0	0	0	L	26-32+
12/15	at Jaguars	S	7	6	1	0.0	0.0	0	0	0	0	0	0	0	0	0	0	0	0	0	0	0	0	0	0	0	W	32-25
12/22	Rams	S	7	3	4	0.0	0.0	0	0	0	0	0	0	0	0	0	0	0	0	0	0	0	0	0	0	0	L	9-19
12/29	at Bills	S	8	3	5	0.0	0.0	0	0	0	0	0	0	0	0	0	0	0	0	0	0	0	0	0	0	0	L	14-40
01/05	Dolphins										INJURED RESERVE																W	32-20
2024 TOTALS		**11-11**	**65**	**37**	**28**	**1.0**	**8.0**	**1**	**8**	**1**	**0**	**0**	**0**	**0**	**2**	**1**	**1**	**0**	**0**	**0**	**0**	**0**	**0**	**0**	**0**	**0**	**5-12**	

+ - Overtime

2023 GAME-BY-GAME REGULAR-SEASON STATISTICS (JETS)

			TACKLES								INTERCEPTIONS					O. FUMB				ST					MISC			
DATE	OPPONENT	P/S	TK	S	A	SK	YDS	TFL	YDS	QBH	NO	YDS	LG	TD	PD	FF	FR	TD	YDS	TK	S	A	FF	FR	S	A	W/L	SCORE
09/17	at Cowboys										INJURED RESERVE																L	10-30
09/24	Patriots										INJURED RESERVE																L	10-15
10/01	Chiefs										INJURED RESERVE																L	20-23
10/08	at Broncos										INJURED RESERVE																W	31-21
10/15	Eagles										INJURED RESERVE																W	20-14
10/29	at Giants										INJURED RESERVE																W	13-10+
11/06	Chargers										INJURED RESERVE																L	6-27
11/12	at Raiders										INJURED RESERVE																L	12-16
11/19	at Bills										INJURED RESERVE																L	6-32
11/24	Dolphins										INJURED RESERVE																L	13-34
12/03	Falcons										INJURED RESERVE																L	8-13
12/10	Texans										INJURED RESERVE																W	30-6
12/17	at Dolphins										INJURED RESERVE																L	0-30
12/24	Commanders										INJURED RESERVE																W	30-28
12/28	at Browns										INJURED RESERVE																L	20-37
01/07	at Patriots										INJURED RESERVE																W	17-3
2023 TOTALS			**0**	**0**	**0**	**0.0**	**0.0**	**0**	**0**	**0**	**0**	**0**	**0**	**0**	**0**	**0**	**0**	**0**	**0**	**0**	**0**	**0**	**0**	**0**	**0**	**0**	**6-10**	

+ - Overtime

2022 GAME-BY-GAME REGULAR-SEASON STATISTICS (RAVENS)

			TACKLES								INTERCEPTIONS					O. FUMB				ST					MISC			
DATE	OPPONENT	P/S	TK	S	A	SK	YDS	TFL	YDS	QBH	NO	YDS	LG	TD	PD	FF	FR	TD	YDS	TK	S	A	FF	FR	S	A	W/L	SCORE
09/11	at Jets	S	8	4	4	0.0	0.0	0	0	0	0	0	0	0	0	1	0	0	0	0	0	0	0	0	0	0	W	24-9
09/18	Dolphins	S	5	5	0	0.0	0.0	0	0	0	0	0	0	0	0	0	0	0	0	0	0	0	0	0	0	0	L	38-42
09/25	at Patriots	S	8	6	2	0.0	0.0	0	0	0	0	0	0	0	0	0	0	0	0	0	0	0	0	0	0	0	W	37-26
10/02	Bills	S	6	3	3	0.0	0.0	0	0	0	0	0	0	0	0	0	0	0	0	0	0	0	0	0	0	0	L	20-23
10/09	Bengals	S	7	3	4	0.0	0.0	0	0	0	0	0	0	0	0	0	0	0	0	0	0	0	0	0	0	0	W	19-17
10/16	at Giants	S	6	6	0	0.0	0.0	0	0	0	0	0	0	0	0	0	1	0	-6	0	0	0	0	0	0	0	L	20-24
10/23	Browns	S	9	6	3	0.0	0.0	0	0	0	0	0	0	0	0	0	0	0	0	0	0	0	0	0	0	0	W	23-20
10/27	at Buccaneers	S	3	2	1	0.0	0.0	0	0	0	0	0	0	0	1	0	0	0	0	0	0	0	0	0	0	0	W	27-22
11/07	at Saints	S	1	1	0	0.0	0.0	0	0	0	0	0	0	0	0	0	0	0	0	0	0	0	0	0	0	0	W	27-13
11/20	Panthers	S	3	3	0	0.0	0.0	0	0	0	0	0	0	0	0	0	0	0	0	0	0	0	0	0	0	0	W	13-3
11/27	at Jaguars	S	7	4	3	0.0	0.0	0	0	0	0	0	0	0	0	0	0	0	0	0	0	0	0	0	0	0	L	27-28
12/04	Broncos	S	8	2	6	0.0	0.0	0	0	0	0	0	0	0	0	0	0	0	0	0	0	0	0	0	0	0	W	10-9
12/11	at Steelers	S	6	4	2	0.0	0.0	0	0	0	0	0	0	0	0	0	0	0	0	0	0	0	0	0	0	0	W	16-14
12/17	at Browns	S	4	2	2	0.0	0.0	0	0	0	0	0	0	0	0	0	0	0	0	0	0	0	0	0	0	0	L	3-13
12/24	Falcons	S	7	3	4	0.0	0.0	0	0	0	0	0	0	0	1	0	0	0	0	0	0	0	0	0	0	0	W	17-9
01/01	Steelers	S	10	6	4	0.0	0.0	0	0	0	0	0	0	0	2	0	0	0	0	0	0	0	0	0	0	0	L	13-16
01/08	at Bengals	S	3	1	2	0.0	0.0	0	0	0	0	0	0	0	0	0	0	0	0	0	0	0	0	0	0	0	L	16-27
2022 TOTALS		**17-17**	**101**	**61**	**40**	**0.0**	**0.0**	**0**	**0**	**0**	**0**	**0**	**0**	**0**	**4**	**1**	**1**	**0**	**-6**	**0**	**0**	**0**	**0**	**0**	**0**	**0**	**10-7**	

2021 GAME-BY-GAME REGULAR-SEASON STATISTICS (RAVENS)

			TACKLES								INTERCEPTIONS					O. FUMB				ST					MISC			
DATE	OPPONENT	P/S	TK	S	A	SK	YDS	TFL	YDS	QBH	NO	YDS	LG	TD	PD	FF	FR	TD	YDS	TK	S	A	FF	FR	S	A	W/L	SCORE
09/13	at Raiders	S	3	1	2	0.0	0.0	0	0	0	0	0	0	0	3	0	0	0	0	0	0	0	0	0	0	0	L	27-33+
09/19	Chiefs	S	2	2	0	0.0	0.0	0	0	0	0	0	0	0	0	0	0	0	0	0	0	0	0	0	0	0	W	36-35
09/26	at Lions	S	12	9	3	1.0	12.0	1	12	1	0	0	0	0	0	0	0	0	0	0	0	0	0	0	0	0	W	19-17
10/03	at Broncos	S	6	4	2	0.0	0.0	1	1	0	0	0	0	0	0	0	0	0	0	1	1	0	0	0	0	0	W	23-7
10/11	Colts	S	4	1	3	0.0	0.0	1	0	0	0	0	0	0	0	0	0	0	0	0	0	0	0	0	0	0	W	31-25+
10/17	Chargers	S	5	3	2	0.0	0.0	0	0	0	0	0	0	0	1	0	0	0	0	0	0	0	0	0	0	0	W	34-6
10/24	Bengals	S	2	1	1	0.0	0.0	0	0	0	0	0	0	0	0	0	0	0	0	0	0	0	0	0	0	0	L	17-41
11/07	Vikings	S	3	1	2	0.0	0.0	0	0	0	0	0	0	0	0	0	0	0	0	0	0	0	0	0	0	0	W	34-31+
11/11	at Dolphins	S	3	3	0	0.0	0.0	0	0	0	0	0	0	0	1	0	0	0	0	0	0	0	0	0	0	0	L	10-22
11/21	at Bears	S	1	1	0	0.0	0.0	0	0	0	0	0	0	0	0	0	0	0	0	0	0	0	0	0	0	0	W	16-13
11/28	Browns	S	4	2	2	0.0	0.0	0	0	0	0	0	0	0	2	0	0	0	0	0	0	0	0	0	0	0	W	16-10
12/05	at Steelers	S	5	3	2	0.0	0.0	0	0	0	0	0	0	0	1	0	0	0	0	0	0	0	0	0	0	0	L	19-20
12/12	at Browns	S	6	4	2	0.0	0.0	0	0	0	0	0	0	0	0	0	0	0	0	1	1	0	0	0	0	0	L	22-24
12/19	Packers										RESERVE/COVID-19																L	30-31
12/26	at Bengals	S	6	4	2	0.0	0.0	0	0	0	0	0	0	0	0	0	0	0	0	0	0	0	0	0	0	0	L	21-41
01/02	Rams	S	7	4	3	0.0	0.0	0	0	0	2	17	17	1	3	0	0	0	0	0	0	0	0	0	0	0	L	19-20
01/09	Steelers	S	8	3	5	0.0	0.0	0	0	0	0	0	0	0	1	0	0	0	0	1	1	0	0	0	0	0	L	13-16+
2021 TOTALS		**16-16**	**77**	**46**	**31**	**1.0**	**12.0**	**3**	**13**	**1**	**2**	**17**	**17T**	**1**	**12**	**0**	**0**	**0**	**0**	**3**	**3**	**0**	**0**	**0**	**0**	**0**	**8-9**	

+ - Overtime

2020 GAME-BY-GAME REGULAR-SEASON STATISTICS (RAVENS)

			TACKLES								INTERCEPTIONS					O. FUMB				ST					MISC			
DATE	OPPONENT	P/S	TK	S	A	SK	YDS	TFL	YDS	QBH	NO	YDS	LG	TD	PD	FF	FR	TD	YDS	TK	S	A	FF	FR	S	A	W/L	SCORE
09/13	Browns	S	6	4	2	0.0	0.0	0	0	0	0	0	0	0	0	1	0	0	0	0	0	0	0	0	0	0	W	38-6
09/20	at Texans	S	6	4	2	0.5	4.0	0	0	1	0	0	0	0	0	0	0	0	0	0	0	0	0	0	0	0	W	33-16
09/28	Chiefs	S	10	6	4	0.0	0.0	0	0	0	0	0	0	0	0	1	0	0	0	0	0	0	0	0	0	0	L	20-34
10/04	at Football Team	S	6	3	3	0.0	0.0	0	0	0	0	0	0	0	0	0	0	0	0	0	0	0	0	0	0	0	W	31-17
10/11	Bengals	S	9	5	4	1.0	7.0	1	7	2	0	0	0	0	0	0	0	0	0	0	0	0	0	0	0	0	W	27-3
10/18	at Eagles	S	3	2	1	0.0	0.0	0	0	0	0	0	0	0	0	0	1	0	1	0	0	0	0	0	0	0	W	30-28
11/01	Steelers	S	2	2	0	0.0	0.0	1	1	0	0	0	0	0	0	0	0	0	0	0	0	0	0	0	0	0	L	24-28
11/08	at Colts	S	3	3	0	0.0	0.0	0	0	0	0	0	0	0	1	0	2	1	65	0	0	0	0	0	0	0	W	24-10
11/15	at Patriots	S	7	5	2	0.0	0.0	0	0	0	0	0	0	0	0	0	0	0	0	0	0	0	0	0	0	0	L	17-23
11/22	Titans	S	5	4	1	0.0	0.0	0	0	0	0	0	0	0	0	0	0	0	0	0	0	0	0	0	0	0	L	24-30+
12/02	at Steelers	S	13	5	8	0.0	0.0	1	1	0	0	0	0	0	0	0	0	0	0	0	0	0	0	0	0	0	L	14-19
12/08	Cowboys	S	5	1	4	0.0	0.0	0	0	0	0	0	0	0	0	0	0	0	0	0	0	0	0	0	0	0	W	34-17
12/14	at Browns	S	10	5	5	0.0	0.0	0	0	0	0	0	0	0	0	0	0	0	0	0	0	0	0	0	0	0	W	47-42
12/20	Jaguars	S	3	2	1	0.0	0.0	0	0	0	0	0	0	0	0	0	0	0	0	0	0	0	0	0	0	0	W	40-14
12/27	Giants	S	4	3	1	0.0	0.0	0	0	1	0	0	0	0	1	0	0	0	0	0	0	0	0	0	0	0	W	27-13
01/03	at Bengals	S	4	3	1	0.0	0.0	0	0	0	1	0	0	0	2	0	0	0	0	0	0	0	0	0	0	0	W	38-3
2020 TOTALS		**16-16**	**96**	**57**	**39**	**1.5**	**11.0**	**3**	**9**	**4**	**1**	**0**	**0**	**0**	**4**	**2**	**3**	**1**	**66**	**0**	**0**	**0**	**0**	**0**	**0**	**0**	**11-5**	

+ - Overtime

2019 GAME-BY-GAME REGULAR-SEASON STATISTICS (RAVENS)

			TACKLES								INTERCEPTIONS					O. FUMB				ST					MISC			
DATE	OPPONENT	P/S	TK	S	A	SK	YDS	TFL	YDS	QBH	NO	YDS	LG	TD	PD	FF	FR	TD	YDS	TK	S	A	FF	FR	S	A	W/L	SCORE
09/08	at Dolphins	P	1	1	0	0.0	0.0	0	0	0	0	0	0	0	1	0	0	0	0	1	0	1	0	0	0	0	W	59-10
09/15	Cardinals	P	0	0	0	0.0	0.0	0	0	0	0	0	0	0	0	0	0	0	0	1	1	0	0	0	0	0	W	23-17
09/22	at Chiefs	S	6	5	1	0.0	0.0	0	0	0	0	0	0	0	0	0	0	0	0	0	0	0	0	0	0	0	L	28-33
09/29	Browns	P	2	1	1	0.0	0.0	0	0	0	0	0	0	0	0	0	0	0	0	0	0	0	0	0	0	0	L	25-40
10/06	at Steelers	P	2	2	0	0.0	0.0	1	5	0	0	0	0	0	0	0	0	0	0	0	0	0	0	0	0	0	W	26-23+
10/13	Bengals	S	3	3	0	0.0	0.0	0	0	0	0	0	0	0	0	0	0	0	0	0	0	0	0	0	0	0	W	23-17
10/20	at Seahawks	S	7	2	5	0.0	0.0	0	0	0	0	0	0	0	1	0	0	0	0	1	1	0	0	0	0	0	W	30-16
11/03	Patriots	S	5	3	2	0.0	0.0	0	0	1	0	0	0	0	0	0	0	0	0	0	0	0	0	0	0	0	W	37-20
11/10	at Bengals	S	7	5	2	0.0	0.0	0	0	0	0	0	0	0	0	1	0	0	0	0	0	0	0	0	0	0	W	49-13
11/17	Texans	S	5	2	3	0.0	0.0	0	0	0	0	0	0	0	1	0	0	0	0	0	0	0	0	0	0	0	W	41-7
11/25	at Rams	S	4	3	1	0.0	0.0	0	0	0	0	0	0	0	0	0	0	0	0	0	0	0	0	0	0	0	W	45-6
12/01	49ers	S	7	5	2	1.0	8.0	0	0	1	0	0	0	0	0	1	0	0	0	0	0	0	0	0	0	0	W	20-17
12/08	at Bills	S	6	5	1	0.0	0.0	1	0	1	0	0	0	0	1	0	0	0	0	1	0	1	0	0	0	0	W	24-17
12/12	Jets	S	1	1	0	0.0	0.0	0	0	0	1	12	12	0	1	0	0	0	0	1	0	1	0	0	0	0	W	42-21
12/22	at Browns	S	3	1	2	0.0	0.0	0	0	0	0	0	0	0	4	0	0	0	0	0	0	0	0	0	0	0	W	31-15
12/29	Steelers	S	9	4	5	0.0	0.0	0	0	0	0	0	0	0	0	0	0	0	0	0	0	0	0	0	0	0	W	28-10
2019 TOTALS		**16-12**	**68**	**43**	**25**	**1.0**	**8.0**	**2**	**5**	**3**	**1**	**12**	**12**	**0**	**9**	**2**	**0**	**0**	**0**	**5**	**2**	**3**	**0**	**0**	**0**	**0**	**14-2**	

+ - Overtime

2018 GAME-BY-GAME REGULAR-SEASON STATISTICS (RAVENS)

			TACKLES								INTERCEPTIONS					O. FUMB				ST					MISC			
DATE	OPPONENT	P/S	TK	S	A	SK	YDS	TFL	YDS	QBH	NO	YDS	LG	TD	PD	FF	FR	TD	YDS	TK	S	A	FF	FR	S	A	W/L	SCORE
09/09	Bills	P	0	0	0	0.0	0.0	0	0	0	0	0	0	0	0	0	0	0	0	2	1	1	0	0	0	0	W	47-3
09/13	at Bengals	P	0	0	0	0.0	0.0	0	0	0	0	0	0	0	0	0	0	0	0	0	0	0	0	0	0	0	L	23-34
09/23	Broncos	P	1	1	0	0.0	0.0	0	0	0	0	0	0	0	0	0	0	0	0	1	1	0	0	0	0	0	W	27-14
09/30	at Steelers	P	0	0	0	0.0	0.0	0	0	0	0	0	0	0	0	0	0	0	0	0	0	0	0	0	0	0	W	26-14
10/07	at Browns	P	0	0	0	0.0	0.0	0	0	0	0	0	0	0	0	0	0	0	0	0	0	0	0	0	0	0	L	9-12+
10/14	at Titans	P	1	1	0	0.0	0.0	0	0	0	0	0	0	0	0	0	0	0	0	0	0	0	0	0	0	0	W	21-0
10/21	Saints	P	0	0	0	0.0	0.0	0	0	0	0	0	0	0	0	0	0	0	0	0	0	0	0	0	0	0	L	23-24
10/28	at Panthers	P	0	0	0	0.0	0.0	0	0	0	0	0	0	0	0	0	0	0	0	1	1	0	0	0	0	0	L	21-36
11/04	Steelers	P	0	0	0	0.0	0.0	0	0	0	0	0	0	0	0	0	0	0	0	1	0	1	0	0	0	0	L	16-23
11/18	Bengals	P	1	1	0	0.0	0.0	0	0	0	0	0	0	0	0	0	0	0	0	0	0	0	0	0	0	0	W	24-21
11/25	Raiders	P	3	2	1	0.0	0.0	0	0	0	0	0	0	0	0	0	0	0	0	1	1	0	0	0	0	0	W	34-17
12/02	at Falcons	S	4	3	1	0.0	0.0	0	0	0	0	0	0	0	0	0	0	0	0	0	0	0	0	0	0	0	W	26-16
12/09	at Chiefs	S	3	2	1	0.0	0.0	0	0	0	1	5	5	0	1	0	0	0	0	1	1	0	0	0	0	0	L	24-27+
12/16	Buccaneers	P	0	0	0	0.0	0.0	0	0	0	0	0	0	0	0	0	0	0	0	0	0	0	0	0	0	0	W	20-12
12/22	at Chargers	P	0	0	0	0.0	0.0	0	0	0	0	0	0	0	0	0	0	0	0	1	1	0	0	0	0	0	W	22-10
12/30	Browns	P	0	0	0	0.0	0.0	0	0	0	0	0	0	0	0	0	0	0	0	0	0	0	0	0	0	0	W	26-24
2018 TOTALS		**16-2**	**13**	**10**	**3**	**0.0**	**0.0**	**0**	**0**	**0**	**1**	**5**	**5**	**0**	**1**	**0**	**0**	**0**	**0**	**8**	**6**	**2**	**0**	**0**	**0**	**0**	**10-6**	

+ - Overtime

2017 GAME-BY-GAME REGULAR-SEASON STATISTICS (RAVENS)

			TACKLES								INTERCEPTIONS					O. FUMB				ST					MISC			
DATE	OPPONENT	P/S	TK	S	A	SK	YDS	TFL	YDS	QBH	NO	YDS	LG	TD	PD	FF	FR	TD	YDS	TK	S	A	FF	FR	S	A	W/L	SCORE
09/10	at Bengals	P	0	0	0	0.0	0.0	0	0	0	0	0	0	0	0	0	0	0	0	0	0	0	0	0	0	0	W	20-0
09/17	Browns	P	0	0	0	0.0	0.0	0	0	0	0	0	0	0	0	0	0	0	0	1	1	0	0	0	0	0	W	24-10
09/24	at Jaguars	P	1	1	0	0.0	0.0	0	0	0	0	0	0	0	0	0	0	0	0	1	1	0	0	0	0	0	L	7-44
10/01	Steelers	P	0	0	0	0.0	0.0	0	0	0	0	0	0	0	0	0	0	0	0	1	1	0	0	0	0	0	L	9-26
10/08	at Raiders	P	0	0	0	0.0	0.0	0	0	0	0	0	0	0	0	0	0	0	0	0	0	0	0	0	0	0	W	30-17
10/15	Bears	P	0	0	0	0.0	0.0	0	0	0	0	0	0	0	0	0	0	0	0	1	1	0	0	0	0	0	L	24-27+
10/22	at Vikings	P	1	1	0	0.0	0.0	0	0	0	0	0	0	0	0	0	0	0	0	0	0	0	0	0	0	0	L	16-24
10/26	Dolphins	P	0	0	0	0.0	0.0	0	0	0	0	0	0	0	0	0	0	0	0	0	0	0	0	0	0	0	W	40-0
11/05	at Titans																										L	20-23
11/19	at Packers	P	0	0	0	0.0	0.0	0	0	0	0	0	0	0	1	0	0	0	0	0	0	0	0	0	0	0	W	23-0
11/27	Texans	P	0	0	0	0.0	0.0	0	0	0	0	0	0	0	0	0	0	0	0	0	0	0	0	0	0	0	W	23-16
12/03	Lions	P	1	1	0	0.0	0.0	0	0	0	0	0	0	0	0	0	0	0	0	1	1	0	0	0	0	0	W	44-20
12/10	at Steelers	P	0	0	0	0.0	0.0	0	0	0	0	0	0	0	0	0	0	0	0	0	0	0	0	0	0	0	L	38-39
12/17	at Browns	P	0	0	0	0.0	0.0	0	0	0	0	0	0	0	0	0	0	0	0	1	0	1	0	0	0	0	W	27-10
12/23	Colts	P	0	0	0	0.0	0.0	0	0	0	0	0	0	0	0	0	0	0	0	1	1	0	0	0	0	0	W	23-16
12/31	Bengals	P	2	2	0	0.0	0.0	0	0	0	0	0	0	0	1	0	0	0	0	1	1	0	0	0	0	0	L	27-31
2017 TOTALS		**15-0**	**5**	**5**	**0**	**0.0**	**0.0**	**0**	**0**	**0**	**0**	**0**	**0**	**0**	**2**	**0**	**0**	**0**	**0**	**8**	**7**	**1**	**0**	**0**	**0**	**0**	**9-7**	

+ - Overtime

2022 GAME-BY-GAME POSTSEASON STATISTICS (RAVENS)

			TACKLES								INTERCEPTIONS					O. FUMB				ST					MISC			
DATE	OPPONENT	P/S	TK	S	A	SK	YDS	TFL	YDS	QBH	NO	YDS	LG	TD	PD	FF	FR	TD	YDS	TK	S	A	FF	FR	S	A	W/L	SCORE
01/15	at Bengals	S	3	3	0	0.0	0.0	0	0	0	0	0	0	0	0	0	0	0	0	0	0	0	0	0	0	0	L	17-24
2022 TOTALS		**1-1**	**3**	**3**	**0**	**0.0**	**0.0**	**0**	**0**	**0**	**0**	**0**	**0**	**0**	**0**	**0**	**0**	**0**	**0**	**0**	**0**	**0**	**0**	**0**	**0**	**0**	**0-1**	

2020 GAME-BY-GAME POSTSEASON STATISTICS (RAVENS)

			TACKLES								INTERCEPTIONS					O. FUMB				ST					MISC			
DATE	OPPONENT	P/S	TK	S	A	SK	YDS	TFL	YDS	QBH	NO	YDS	LG	TD	PD	FF	FR	TD	YDS	TK	S	A	FF	FR	S	A	W/L	SCORE
01/10	at Titans	S	3	2	1	0.0	0.0	0	0	0	0	0	0	0	0	0	0	0	0	0	0	0	0	0	0	0	W	20-13
01/16	at Bills	S	4	2	2	0.0	0.0	1	0	0	0	0	0	0	0	0	0	0	0	0	0	0	0	0	0	0	L	3-17
2020 TOTALS		**2-2**	**7**	**4**	**3**	**0.0**	**0.0**	**1**	**0**	**0**	**0**	**0**	**0**	**0**	**0**	**0**	**0**	**0**	**0**	**0**	**0**	**0**	**0**	**0**	**0**	**0**	**1-1**	

2019 GAME-BY-GAME POSTSEASON STATISTICS (RAVENS)

			TACKLES								INTERCEPTIONS					O. FUMB				ST					MISC			
DATE	OPPONENT	P/S	TK	S	A	SK	YDS	TFL	YDS	QBH	NO	YDS	LG	TD	PD	FF	FR	TD	YDS	TK	S	A	FF	FR	S	A	W/L	SCORE
01/11	Titans	S	2	1	1	0.0	0.0	0	0	0	0	0	0	0	0	0	0	0	0	0	0	0	0	0	0	0	L	12-28
2019 TOTALS		**1-1**	**2**	**1**	**1**	**0.0**	**0.0**	**0**	**0**	**0**	**0**	**0**	**0**	**0**	**0**	**0**	**0**	**0**	**0**	**0**	**0**	**0**	**0**	**0**	**0**	**0**	**0-1**	

2018 GAME-BY-GAME POSTSEASON STATISTICS (RAVENS)

			TACKLES								INTERCEPTIONS					O. FUMB				ST					MISC			
DATE	OPPONENT	P/S	TK	S	A	SK	YDS	TFL	YDS	QBH	NO	YDS	LG	TD	PD	FF	FR	TD	YDS	TK	S	A	FF	FR	S	A	W/L	SCORE
01/06	Chargers	P	0	0	0	0.0	0.0	0	0	0	0	0	0	0	0	0	0	0	0	0	0	0	0	0	0	0	L	17-23
2018 TOTALS		**1-0**	**0**	**0**	**0**	**0.0**	**0.0**	**0**	**0**	**0**	**0**	**0**	**0**	**0**	**0**	**0**	**0**	**0**	**0**	**0**	**0**	**0**	**0**	**0**	**0**	**0**	**0-1**	

KYLE DUGGER

S

29

HEIGHT: 6-1
WEIGHT: 216
BORN: March 22, 1996
COLLEGE: Lenoir-Rhyne

HOW ACQUIRED: TR '25 (NE)
NFL EXPERIENCE: 6th year
BIRTHPLACE Decatur, GA

PRO CAREER

- Has played in 81 regular-season games (69 starts) over his six-year NFL career (New England 2020-25; Pittsburgh 2025)
- Has registered 412 tackles (278 solo), 25 tackles for loss, 24 passes defensed, 10 quarterback hits, nine interceptions, 3.5 sacks, three forced fumbles, two fumble recoveries, two interception returns for TD and one fumble return for TD
- Has added 29 tackles (18 solo) on special teams
- Has played in one postseason contest (one start) and notched four tackles (three solo)
- Named Team Captain for New England in 2024
- Scored three defensive TDs in 2022
- First New England player since 1970 with three defensive TDs in a single season
- Recorded a 59-yard fumble return for TD vs. Detroit on Oct. 9, a 16-yard interception return for TD at Las Vegas on Dec. 18 and a 39-yard interception return for TD vs. Miami on Jan. 1
- Awarded AFC Defensive Player of the Week (Week 17 of 2022)
- Made NFL debut in Week 1 of 2020 (vs. Miami)
- Made NFL starting debut in Week 10 of 2020 (vs. Baltimore)

TRANSACTIONS

- Acquired, via trade with New England, along with the Patriots seventh-round selection in the 2026 draft in exchange for the Steelers' sixth-round selection in the 2026 draft on Oct. 30, 2025
- Signed a four-year contract extension with New England on Apr. 9, 2024
- Offered a one-year transition tag by the Patriots on March 5, 2024
- Signed a four-year contract with New England on May 20, 2020
- Drafted by the Patriots in the second round (37th overall) of the 2020 NFL Draft

PERSONAL

- Attended Whitewater H.S. (Fayetteville, Ga.), where he lettered for two years in both football and basketball
- Recorded 80 tackles, three interceptions and five passes defensed as a senior in 2013
- Earned First Team All-County in football and All-County Honorable Mention honors in basketball

COLLEGE

- Appeared in 42 games during his career at Lenoir-Rhyne (2014-19) and totaled 237 tackles, 10 interceptions, 36 passes defensed, six forced fumbles and six fumble recoveries
- Also returned 67 punts for a school-record 929 yards and six TDs
- Despite playing in just seven games due to injury as a senior in 2019, Dugger was impactful enough to win the Cliff Harris Award, given to the best defensive player in NCAA Division II
- Named a D2Football.com First Team All-American while the AFCA and D2CCA awarded him Second Team All-American honors
- Only player in Lenoir-Rhyne history to have two games with punt returns for TDs
- Named First Team All-South Atlantic Conference at both defensive back and return specialist as a junior in 2018
- Named Second Team All-Conference as a redshirt sophomore in 2017
- Earned a medical redshirt in 2016
- Started 10 games as a redshirt freshman in 2015 and led the team with six passes defensed, four interceptions and two fumble recoveries
- Named South Atlantic Conference Defensive Freshman of the Year

2025 (PATRIOTS)

- Played in seven regular-season games (four starts)
- Started in a three-safety set vs. Las Vegas (Week 1) and at Miami (Week 2)
- Started at safety in place of an injured Jaylinn Hawkins at New Orleans (Week 6) and at Tennessee (Week 7)
- Inactive vs. Cleveland (Week 8) due to injury

2024 (PATRIOTS)

- Played in 13 regular-season games (13 starts)
- Registered 79 tackles (54 solo), 1.0 sack, one QB hit, one forced fumble, four passes defensed and two tackles on special teams
- Missed four games due to injury - vs. Miami (Week 5), vs. N.Y. Jets (Week 8), at Tennessee (Week 9) and at Chicago (Week 10)
- Was named a team captain for the first time in his career
- Forced a fumble at the one-yard line after a catch by TE Tanner Hudson at Cincinnati (Week 1), which was recovered by CB Marcus Jones and returned to the New England 17-yard line to lead to a K Joey Slye field goal and a 10-0 lead in a 16-10 victory
- Led the team with eight tackles vs. Seattle (Week 2), recording a sack for a four-yard loss
- Stopped RB Zach Charbonnet for a one-yard loss on a fourth-and-one rushing attempt in the third quarter
- Left in the game in the first half with an injury at San Francisco (Week 4), did not return
- Registered his fifth-career game with 10+ tackles after finishing with 11 at Jacksonville (Week 7) – the 11 tackles are the third-most in his career
- Returned to the starting lineup vs. the L.A. Rams (Week 11) after missing three consecutive games due to injury
- Led the team with 10 tackles at Arizona (Week 15), the sixth 10-tackle game of his career and second of the 2024 season

2023 (PATRIOTS)

- Played in all 17 regular-season games (17 starts)

- Registered 107 tackles (70 solo), 1.5 sacks, two interceptions, six tackles for loss, seven passes defensed, one forced fumble, five QB hits and two tackles on special teams
- Had a critical fumble recovery in the third quarter vs. Miami (Week 2) on a blocked field goal by DB Brenden Schooler
- Collected seven tackles (five solo), one tackle for loss and one pass defensed at N.Y. Jets (Week 3); had a key fourth-down tackle late in the fourth quarter and his pass defense sealed the 15-10 win for New England
- Registered a career-high 15 tackles at Dallas (Week 4), the highest tackle output by a Patriots player since LB Ja'Whaun Bentley had 17 tackles on Jan. 9, 2022 at Miami
- Had an interception on a Tua Tagovailoa pass in the first quarter at Miami (Week 8) to give the Patriots a first down at the Miami 30-yard line
- The turnover set up the Patriots first TD three plays later when QB Mac Jones connected with WR Kendrick Bourne for a 24-yard TD
- Sacked Tagovailoa for a six-yard loss in the second quarter for his second career sack
- Picked off QB Sam Howell (Week 9) in the end zone on a pass from the five-yard line with 23 seconds to play to prevent a score and allow the Patriots a 14-10 halftime advantage vs. Washington
- Combined with DL Christian Barmore, bringing QB Mitchell Trubisky down for a sack on a 3rd-and-7 situation in the third quarter at Pittsburgh (Week 14), forcing the Steelers to punt
- Collected 10 tackles at Buffalo (Week 17), giving him his third 10-tackle game of 2023

2022 (PATRIOTS)

- Played in 15 regular-season games (15 starts)
- Recorded 69 tackles (46 solo) and registered three interceptions, two of which he returned for TDs, one forced fumble, one fumble recovery for a TD, 1.0 sack, nine tackles on special teams and one kickoff return for 37 yards
- Inactive due to injury vs. Baltimore (Week 3) and at N.Y. Jets (Week 8)
- First New England player since 1970 with three defensive TDs in a single season
- Had a 59-yard fumble return for TD vs. Detroit (Week 5), 16-yard interception return for TD at Las Vegas (Week 15) and 39-yard interception return for TD vs. Miami on (Week 17)
- Played a major role in four of New England's NFL-best and team-best seven defensive TDs
- In addition to his three TDs, forced a fumble that LB Raekwon McMillan returned 23 yards for a TD in the third quarter at Arizona (Week 14)
- Named AFC Defensive Player of the Week for his performance vs. Miami (Week 17)
- Returned a kickoff for 37 yards in the second quarter at Pittsburgh (Week 2) – his first kickoff return since his rookie season in 2020
- Part of the defensive unit that pitched a shutout vs. Detroit (Week 5) in a 29-0 win
- Lions entered the game with the top-ranked offense in the NFL
- Recovered a fumble that was forced on a 13-yard sack by LB Matthew Judon and returned the ball 59 yards for a TD in the second quarter (fourth-longest fumble return in team history)
- Led the team in tackles with eight (six solo) at Cleveland (Week 6)
- Made his first interception of the season, on the opening drive of the game, against the Browns
- Registered his first career sack when he dropped Jets QB Zach Wilson for an eight-yard loss in the fourth quarter vs. N.Y. Jets (Week 11)
- Forced a fumble at Arizona (Week 14) after a reception by WR DeAndre Hopkins and LB Raekwon McMillan returned the ball 23 yards for a TD in the third quarter
- Picked off a QB Derek Carr pass in the third quarter at Las Vegas (Week 15) and returned it 13 yards for his second TD of the season
- Recorded five tackles (three solo) vs. Miami (Week 17)
- Scored his third TD of the season after returning a third-quarter interception 39 yards for a TD

2021 (PATRIOTS)

- Played in 15 regular-season games (13 starts)
- Registered 84 tackles (63 solo), four interceptions, five passes defensed, one fumble recovery and eight tackles on special teams
- Started nine games as a defensive back in the nickel defense and four games at safety
- Missed the game at Buffalo (Week 14) due to being on the COVID-19 list and the game at Miami (Week 18) due to injury
- Started in his first playoff game in the Wild Card Round loss at Buffalo (1/15) and had four tackles
- Tallied a team-high 10 tackles as a starter in the nickel package at Houston (Week 5)
- Registered his first career interception vs. Dallas (Week 6) when he picked off QB Dak Prescott in the endzone in the second quarter off a deflected pass by DB Justin Bethel
- Returned the pick 29 yards to the New England 25-yard line – also recorded eight tackles on the day
- Recorded an interception for the second straight game when he picked off QB Mike White in the third quarter vs. N.Y. Jets (Week 7) – also tallied a team-high eight tackles and one special teams stop
- Posted a team-high six tackles as a starter at L.A. Chargers (Week 8)
- Stepped up on special teams as well due to injuries to LB Brandon King and LB Harvey Langi
- Picked off his third pass of the season vs. Cleveland (Week 10) when he caught a QB Baker Mayfield pass in the second quarter and returned it 37-yards to the Cleveland five-yard line to set up a five-yard TD run by RB Rhamondre Stevenson on the very next play
- Registered a team-high six solo tackles at Atlanta (Week 11), with one pass defensed and one tackle on special teams
- Recorded eight tackles and one tackle on special teams vs. Tennessee (Week 12) – also recovered a fumble in the second quarter forced by DL Davon Godchaux
- Placed on the Reserve/COVID-19 list on Dec. 1 and activated from Reserve/COVID-19 list on Dec. 14
- Registered an interception vs. Jacksonville (Week 17) and recorded a 20-yard return to the one-yard line to set up a Patriots TD
- Inactive at Miami (Week 18) due to injury

2020 (PATRIOTS)

- Played in 14 regular-season games (seven starts)
- Made seven starts in nickel defense
- Registered 59 tackles (40 solo), one pass defensed and five tackles on special teams
- Returned two kickoffs for 47 yards
- Inactive vs. San Francisco (Week 7) and at Buffalo (Week 8) due to injury
- Made his NFL debut, appearing as a reserve at safety and on special teams, in the season-opening win over Miami (Week 1)
- Appeared as a reserve at safety and made five tackles at Seattle (Week 2) – also returned his first NFL kickoff 30 yards
- Made his first NFL start when the Patriots opened in nickel defense in the win vs. Baltimore (Week 10) – led the team with 12 tackles
- Started for the third straight week vs. Arizona (Week 12) and made four tackles
- Played a key role in limiting Arizona to 298 net yards
- Arizona entered the game with the NFL's top-ranked offense, averaging 414.3 yards/game
- Started at safety and made four tackles, one pass defensed and one tackle on special teams at Miami (Week 15)

REGULAR SEASON COMPARISON: DEFENSIVE - LOS ANGELES CHARGERS

				TACKLES										MISC	
DATE	OPP	W/L	GP/GS	TOT	SOLO	ASST	SACK	YDS.	INT	TFL	PD	QBH	TD	FF	FR
12/6/20	NE @ LAC	W	S	5	3	2	0.0	0.0	0	0	0	0	0	0	0
10/31/21	NE @ LAC	W	S	6	4	2	0.0	0.0	0	0	0	0	0	0	0
12/3/23	NE vs. LAC	L	S	5	2	3	0.0	0.0	0	0	0	0	0	0	0
12/28/24	NE vs. LAC	L	S	9	6	3	0.0	0.0	0	0	0	0	0	0	0
TOTALS		**2/2**	**4/4**	**25**	**15**	**10**	**0.0**	**0.0**	**0**	**0**	**0**	**0**	**0**	**0**	**0**

KYLE DUGGER'S NFL REGULAR SEASON DEFENSIVE STATISTICS

				TACKLES								INTERCEPTIONS					O. FUMB				ST					MISC	
DATE	TEAM	GP	GS	TK	S	A	TFL	YDS	SK	YDS	QBH	NO	YDS	LG	TD	PD	FF	FR	TD	YDS	TK	S	A	FF	FR	S	A
2020	Patriots	14	7	59	40	19	1	2	0.0	0.0	0	0	0	0	0	0	0	0	0	0	5	3	2	0	0	0	0
2021	Patriots	15	13	84	63	21	5	5	0.0	0.0	2	4	100	37	0	5	0	1	0	0	8	7	1	0	0	0	0
2022	Patriots	15	15	69	46	23	5	19	1.0	8.0	2	3	55	39t	2	8	1	1	1	59	9	4	5	0	0	0	0
2023	Patriots	17	17	107	70	37	6	17	1.5	9.5	5	2	35	20	0	7	1	0	0	0	2	1	1	0	0	0	0
2024	Patriots	13	13	79	54	25	8	12	1.0	4.0	1	0	0	0	0	4	1	0	0	0	2	1	1	0	0	0	0
2025	Patriots	7	4	14	5	9	0	0	0.0	0.0	0	0	0	0	0	0	0	0	0	0	3	2	1	0	0	0	0
NFL TOTALS		**81**	**69**	**412**	**278**	**134**	**25**	**55**	**3.5**	**21.5**	**10**	**9**	**190**	**39T**	**2**	**24**	**3**	**2**	**1**	**59**	**29**	**18**	**11**	**0**	**0**	**0**	**0**

KYLE DUGGER'S NFL POSTSEASON DEFENSIVE STATISTICS

				TACKLES								INTERCEPTIONS					O. FUMB				ST					MISC	
DATE	TEAM	GP	GS	TK	S	A	TFL	YDS	SK	YDS	QBH	NO	YDS	LG	TD	PD	FF	FR	TD	YDS	TK	S	A	FF	FR	S	A
2021	Patriots	1	1	4	3	1	0	0	0.0	0.0	0	0	0	0	0	0	0	0	0	0	0	0	0	0	0	0	0
NFL TOTALS		**1**	**1**	**4**	**3**	**1**	**0**	**0**	**0.0**	**0.0**	**0**	**0**	**0**	**0**	**0**	**0**	**0**	**0**	**0**	**0**	**0**	**0**	**0**	**0**	**0**	**0**	**0**

SINGLE-GAME HIGHS: DEFENSIVE

Total Tackles 15 at Dallas Cowboys, Oct 01, 2023
12 vs. Baltimore Ravens, Nov 15, 2020

Solo Tackles 12 at Dallas Cowboys, Oct 01, 2023
9 at Jacksonville Jaguars, Oct 20, 2024

Passes Defensed 1 vs. Jacksonville Jaguars, Jan 02, 2022
1 at Atlanta Falcons, Nov 18, 2021
...3 more at 1.

Fumble Recoveries 1 vs. Tennessee Titans, Nov 28, 2021

Tackles For Loss 1 vs. Buffalo Bills, Dec 26, 2021
1 vs. Tampa Bay Buccaneers, Oct 03, 2021
...4 more at 1.

Interceptions 1 vs. Jacksonville Jaguars, Jan 02, 2022
1 vs. Cleveland Browns, Nov 14, 2021
...2 more at 1.

Interception Return Yards 37 vs. Cleveland Browns, Nov 14, 2021
29 vs. Dallas Cowboys, Oct 17, 2021

Special Teams Tackles 2 vs. Cleveland Browns, Nov 14, 2021
1 vs. Buffalo Bills, Dec 26, 2021
...10 more at 1.

SINGLE-GAME HIGHS - POSTSEASON: DEFENSIVE

Total Tackles 4 at Buffalo Bills, Jan 15, 2022

Solo Tackles 3 at Buffalo Bills, Jan 15, 2022

2025 GAME-BY-GAME REGULAR-SEASON STATISTICS (PATRIOTS)

			TACKLES								INTERCEPTIONS					O. FUMB				ST					MISC			
DATE	OPPONENT	P/S	TK	S	A	SK	YDS	TFL	YDS	QBH	NO	YDS	LG	TD	PD	FF	FR	TD	YDS	TK	S	A	FF	FR	S	A	W/L	SCORE
09/07	Raiders	S	2	0	2	0.0	0.0	0	0	0	0	0	0	0	0	0	0	0	0	0	0	0	0	0	0	0	L	13-20
09/14	at Dolphins	S	3	2	1	0.0	0.0	0	0	0	0	0	0	0	0	0	0	0	0	1	1	0	0	0	0	0	W	33-27
09/21	Steelers	P	2	1	1	0.0	0.0	0	0	0	0	0	0	0	0	0	0	0	0	0	0	0	0	0	0	0	L	14-21
09/28	Panthers	P	2	0	2	0.0	0.0	0	0	0	0	0	0	0	0	0	0	0	0	1	0	1	0	0	0	0	W	42-13
10/05	at Bills	P	0	0	0	0.0	0.0	0	0	0	0	0	0	0	0	0	0	0	0	1	1	0	0	0	0	0	W	23-20
10/12	at Saints	S	3	1	2	0.0	0.0	0	0	0	0	0	0	0	0	0	0	0	0	0	0	0	0	0	0	0	W	25-19
10/19	at Titans	S	2	1	1	0.0	0.0	0	0	0	0	0	0	0	0	0	0	0	0	0	0	0	0	0	0	0	W	31-13
10/26	Browns										ON INACTIVE LIST																W	32-13
11/02	Falcons										DID NOT PLAY																W	24-23
2025 TOTALS		**7-4**	**14**	**5**	**9**	**0.0**	**0.0**	**0**	**0**	**0**	**0**	**0**	**0**	**0**	**0**	**0**	**0**	**0**	**0**	**3**	**2**	**1**	**0**	**0**	**0**	**0**	**7-2**	

2024 GAME-BY-GAME REGULAR-SEASON STATISTICS (PATRIOTS)

			TACKLES								INTERCEPTIONS					O. FUMB				ST					MISC			
DATE	OPPONENT	P/S	TK	S	A	SK	YDS	TFL	YDS	QBH	NO	YDS	LG	TD	PD	FF	FR	TD	YDS	TK	S	A	FF	FR	S	A	W/L	SCORE
09/08	at Bengals	S	6	2	4	0.0	0.0	0	0	0	0	0	0	0	1	1	0	0	0	0	0	0	0	0	0	0	W	16-10
09/15	Seahawks	S	8	8	0	1.0	4.0	3	6	1	0	0	0	0	0	0	0	0	0	1	0	1	0	0	0	0	L	20-23+
09/19	at Jets	S	2	2	0	0.0	0.0	0	0	0	0	0	0	0	0	0	0	0	0	1	1	0	0	0	0	0	L	3-24
09/29	at 49ers	S	2	0	2	0.0	0.0	0	0	0	0	0	0	0	0	0	0	0	0	0	0	0	0	0	0	0	L	13-30
10/06	Dolphins										ON INACTIVE LIST																L	10-15
10/13	Texans	S	4	4	0	0.0	0.0	1	1	0	0	0	0	0	0	0	0	0	0	0	0	0	0	0	0	0	L	21-41
10/20	at Jaguars	S	11	9	2	0.0	0.0	0	0	0	0	0	0	0	1	0	0	0	0	0	0	0	0	0	0	0	L	16-32
10/27	Jets										ON INACTIVE LIST																W	25-22
11/03	at Titans										ON INACTIVE LIST																L	17-20+
11/10	at Bears										ON INACTIVE LIST																W	19-3
11/17	Rams	S	3	0	3	0.0	0.0	0	0	0	0	0	0	0	0	0	0	0	0	0	0	0	0	0	0	0	L	22-28
11/24	at Dolphins	S	6	4	2	0.0	0.0	1	1	0	0	0	0	0	1	0	0	0	0	0	0	0	0	0	0	0	L	15-34
12/01	Colts	S	8	5	3	0.0	0.0	1	2	0	0	0	0	0	1	0	0	0	0	0	0	0	0	0	0	0	L	24-25
12/15	at Cardinals	S	10	6	4	0.0	0.0	1	1	0	0	0	0	0	0	0	0	0	0	0	0	0	0	0	0	0	L	17-30
12/22	at Bills	S	8	6	2	0.0	0.0	1	1	0	0	0	0	0	0	0	0	0	0	0	0	0	0	0	0	0	L	21-24
12/28	Chargers	S	9	6	3	0.0	0.0	0	0	0	0	0	0	0	0	0	0	0	0	0	0	0	0	0	0	0	L	7-40
01/05	Bills	S	2	2	0	0.0	0.0	0	0	0	0	0	0	0	0	0	0	0	0	0	0	0	0	0	0	0	W	23-16
2024 TOTALS		**13-13**	**79**	**54**	**25**	**1.0**	**4.0**	**8**	**12**	**1**	**0**	**0**	**0**	**0**	**4**	**1**	**0**	**0**	**0**	**2**	**1**	**1**	**0**	**0**	**0**	**0**	**4-13**	

+ - Overtime

2023 GAME-BY-GAME REGULAR-SEASON STATISTICS (PATRIOTS)

			TACKLES								INTERCEPTIONS					O. FUMB				ST					MISC			
DATE	OPPONENT	P/S	TK	S	A	SK	YDS	TFL	YDS	QBH	NO	YDS	LG	TD	PD	FF	FR	TD	YDS	TK	S	A	FF	FR	S	A	W/L	SCORE
09/10	Eagles	S	4	2	2	0.0	0.0	0	0	0	0	0	0	0	0	0	0	0	0	1	0	1	0	0	0	0	L	20-25
09/17	Dolphins	S	3	2	1	0.0	0.0	1	2	0	0	0	0	0	1	0	0	0	0	0	0	0	0	0	0	0	L	17-24
09/24	at Jets	S	7	5	2	0.0	0.0	1	3	0	0	0	0	0	1	0	0	0	0	0	0	0	0	0	0	0	W	15-10
10/01	at Cowboys	S	15	12	3	0.0	0.0	1	4	1	0	0	0	0	0	0	0	0	0	0	0	0	0	0	0	0	L	3-38
10/08	Saints	S	6	1	5	0.0	0.0	0	0	0	0	0	0	0	0	0	0	0	0	0	0	0	0	0	0	0	L	0-34
10/15	at Raiders	S	5	2	3	0.0	0.0	0	0	0	0	0	0	0	0	0	0	0	0	0	0	0	0	0	0	0	L	17-21
10/22	Bills	S	7	7	0	0.0	0.0	1	2	0	0	0	0	0	0	0	0	0	0	0	0	0	0	0	0	0	W	29-25
10/29	at Dolphins	S	8	6	2	1.0	6.0	1	6	1	1	15	15	0	1	0	0	0	0	1	1	0	0	0	0	0	L	17-31
11/05	Commanders	S	6	5	1	0.0	0.0	0	0	0	1	20	20	0	1	0	0	0	0	0	0	0	0	0	0	0	L	17-20
11/12	Colts	S	4	3	1	0.0	0.0	0	0	0	0	0	0	0	0	0	0	0	0	0	0	0	0	0	0	0	L	6-10
11/26	at Giants	S	2	2	0	0.0	0.0	0	0	0	0	0	0	0	0	0	0	0	0	0	0	0	0	0	0	0	L	7-10
12/03	Chargers	S	5	2	3	0.0	0.0	0	0	0	0	0	0	0	0	0	0	0	0	0	0	0	0	0	0	0	L	0-6
12/07	at Steelers	S	7	4	3	0.5	3.5	0	0	2	0	0	0	0	1	0	0	0	0	0	0	0	0	0	0	0	W	21-18
12/17	Chiefs	S	7	5	2	0.0	0.0	0	0	0	0	0	0	0	0	0	0	0	0	0	0	0	0	0	0	0	L	17-27
12/24	at Broncos	S	5	4	1	0.0	0.0	1	0	0	0	0	0	0	1	0	0	0	0	0	0	0	0	0	0	0	W	26-23
12/31	at Bills	S	10	7	3	0.0	0.0	0	0	1	0	0	0	0	1	1	0	0	0	0	0	0	0	0	0	0	L	21-27
01/07	Jets	S	6	1	5	0.0	0.0	0	0	0	0	0	0	0	0	0	0	0	0	0	0	0	0	0	0	0	L	3-17
2023 TOTALS		**17-17**	**107**	**70**	**37**	**1.5**	**9.5**	**6**	**17**	**5**	**2**	**35**	**20**	**0**	**7**	**1**	**0**	**0**	**0**	**2**	**1**	**1**	**0**	**0**	**0**	**0**	**4-13**	

2022 GAME-BY-GAME REGULAR-SEASON STATISTICS (PATRIOTS)

			TACKLES								INTERCEPTIONS					O. FUMB				ST					MISC			
DATE	OPPONENT	P/S	TK	S	A	SK	YDS	TFL	YDS	QBH	NO	YDS	LG	TD	PD	FF	FR	TD	YDS	TK	S	A	FF	FR	S	A	W/L	SCORE
09/11	at Dolphins	S	5	4	1	0.0	0.0	2	8	0	0	0	0	0	0	0	0	0	0	1	1	0	0	0	0	0	L	7-20
09/18	at Steelers	S	1	1	0	0.0	0.0	0	0	0	0	0	0	0	0	0	0	0	0	0	0	0	0	0	0	0	W	17-14
09/25	Ravens										ON INACTIVE LIST																L	26-37
10/02	at Packers	S	3	2	1	0.0	0.0	0	0	0	0	0	0	0	0	0	0	0	0	0	0	0	0	0	0	0	L	24-27+
10/09	Lions	S	4	1	3	0.0	0.0	0	0	0	0	0	0	0	0	0	1	1	59	1	0	1	0	0	0	0	W	29-0
10/16	at Browns	S	8	6	2	0.0	0.0	0	0	0	1	0	0	0	2	0	0	0	0	0	0	0	0	0	0	0	W	38-15
10/24	Bears	S	1	0	1	0.0	0.0	0	0	0	0	0	0	0	0	0	0	0	0	0	0	0	0	0	0	0	L	14-33
10/30	at Jets										ON INACTIVE LIST																W	22-17
11/06	Colts	S	2	1	1	0.0	0.0	0	0	0	0	0	0	0	0	0	0	0	0	1	1	0	0	0	0	0	W	26-3
11/20	Jets	S	6	3	3	1.0	8.0	2	10	1	0	0	0	0	1	0	0	0	0	1	1	0	0	0	0	0	W	10-3
11/24	at Vikings	S	9	8	1	0.0	0.0	0	0	0	0	0	0	0	0	0	0	0	0	0	0	0	0	0	0	0	L	26-33
12/01	Bills	S	5	5	0	0.0	0.0	0	0	1	0	0	0	0	2	0	0	0	0	0	0	0	0	0	0	0	L	10-24
12/12	at Cardinals	S	8	7	1	0.0	0.0	0	0	0	0	0	0	0	0	1	0	0	0	1	0	1	0	0	0	0	W	27-13
12/18	at Raiders	S	3	2	1	0.0	0.0	0	0	0	1	16	16	1	1	0	0	0	0	3	1	2	0	0	0	0	L	24-30
12/24	Bengals	S	4	2	2	0.0	0.0	1	1	0	0	0	0	0	0	0	0	0	0	0	0	0	0	0	0	0	L	18-22
01/01	Dolphins	S	5	3	2	0.0	0.0	0	0	0	1	39	39	1	2	0	0	0	0	0	0	0	0	0	0	0	W	23-21
01/08	at Bills	S	5	1	4	0.0	0.0	0	0	0	0	0	0	0	0	0	0	0	0	1	0	1	0	0	0	0	L	23-35
2022 TOTALS		**15-15**	**69**	**46**	**23**	**1.0**	**8.0**	**5**	**19**	**2**	**3**	**55**	**39T**	**2**	**8**	**1**	**1**	**1**	**59**	**9**	**4**	**5**	**0**	**0**	**0**	**0**	**8-9**	

+ - Overtime

2021 GAME-BY-GAME REGULAR-SEASON STATISTICS (PATRIOTS)

			TACKLES								INTERCEPTIONS					O. FUMB				ST					MISC			
DATE	OPPONENT	P/S	TK	S	A	SK	YDS	TFL	YDS	QBH	NO	YDS	LG	TD	PD	FF	FR	TD	YDS	TK	S	A	FF	FR	S	A	W/L	SCORE
09/12	Dolphins	S	6	5	1	0.0	0.0	1	0	0	0	0	0	0	0	0	0	0	0	1	1	0	0	0	0	0	L	16-17
09/19	at Jets	S	3	2	1	0.0	0.0	1	2	0	0	0	0	0	0	0	0	0	0	0	0	0	0	0	0	0	W	25-6
09/26	Saints	S	3	2	1	0.0	0.0	1	2	1	0	0	0	0	0	0	0	0	0	1	0	1	0	0	0	0	L	13-28
10/03	Buccaneers	S	7	6	1	0.0	0.0	1	0	0	0	0	0	0	0	0	0	0	0	0	0	0	0	0	0	0	L	17-19
10/10	at Texans	S	10	5	5	0.0	0.0	0	0	0	0	0	0	0	0	0	0	0	0	0	0	0	0	0	0	0	W	25-22
10/17	Cowboys	S	8	8	0	0.0	0.0	0	0	0	1	29	29	0	1	0	0	0	0	0	0	0	0	0	0	0	L	29-35+
10/24	Jets	S	8	6	2	0.0	0.0	0	0	0	1	14	14	0	1	0	0	0	0	1	1	0	0	0	0	0	W	54-13
10/31	at Chargers	S	6	4	2	0.0	0.0	0	0	0	0	0	0	0	0	0	0	0	0	0	0	0	0	0	0	0	W	27-24
11/07	at Panthers	P	2	2	0	0.0	0.0	0	0	0	0	0	0	0	0	0	0	0	0	0	0	0	0	0	0	0	W	24-6
11/14	Browns	P	6	5	1	0.0	0.0	0	0	0	1	37	37	0	1	0	0	0	0	2	2	0	0	0	0	0	W	45-7
11/18	at Falcons	S	6	6	0	0.0	0.0	0	0	0	0	0	0	0	1	0	0	0	0	1	1	0	0	0	0	0	W	25-0
11/28	Titans	S	8	5	3	0.0	0.0	0	0	0	0	0	0	0	0	0	1	0	0	1	1	0	0	0	0	0	W	36-13
12/06	at Bills										DID NOT PLAY																W	14-10
12/18	at Colts	S	5	2	3	0.0	0.0	0	0	0	0	0	0	0	0	0	0	0	0	0	0	0	0	0	0	0	L	17-27
12/26	Bills	S	4	4	0	0.0	0.0	1	1	1	0	0	0	0	0	0	0	0	0	1	1	0	0	0	0	0	L	21-33
01/02	Jaguars	S	2	1	1	0.0	0.0	0	0	0	1	20	20	0	1	0	0	0	0	0	0	0	0	0	0	0	W	50-10
01/09	at Dolphins										ON INACTIVE LIST																L	24-33
2021 TOTALS		**15-13**	**84**	**63**	**21**	**0.0**	**0.0**	**5**	**5**	**2**	**4**	**100**	**37**	**0**	**5**	**0**	**1**	**0**	**0**	**8**	**7**	**1**	**0**	**0**	**0**	**0**	**10-7**	

+ - Overtime

2020 GAME-BY-GAME REGULAR-SEASON STATISTICS (PATRIOTS)

			TACKLES								INTERCEPTIONS					O. FUMB				ST					MISC			
DATE	OPPONENT	P/S	TK	S	A	SK	YDS	TFL	YDS	QBH	NO	YDS	LG	TD	PD	FF	FR	TD	YDS	TK	S	A	FF	FR	S	A	W/L	SCORE
09/13	Dolphins	P	0	0	0	0.0	0.0	0	0	0	0	0	0	0	0	0	0	0	0	0	0	0	0	0	0	0	W	21-11
09/20	at Seahawks	P	5	3	2	0.0	0.0	0	0	0	0	0	0	0	0	0	0	0	0	1	1	0	0	0	0	0	L	30-35
09/27	Raiders	P	1	1	0	0.0	0.0	0	0	0	0	0	0	0	0	0	0	0	0	0	0	0	0	0	0	0	W	36-20
10/05	at Chiefs	P	4	3	1	0.0	0.0	0	0	0	0	0	0	0	0	0	0	0	0	0	0	0	0	0	0	0	L	10-26
10/18	Broncos	P	5	4	1	0.0	0.0	0	0	0	0	0	0	0	0	0	0	0	0	0	0	0	0	0	0	0	L	12-18
10/25	49ers										ON INACTIVE LIST																L	6-33
11/01	at Bills										ON INACTIVE LIST																L	21-24
11/09	at Jets	P	1	0	1	0.0	0.0	0	0	0	0	0	0	0	0	0	0	0	0	0	0	0	0	0	0	0	W	30-27
11/15	Ravens	S	12	7	5	0.0	0.0	0	0	0	0	0	0	0	0	0	0	0	0	0	0	0	0	0	0	0	W	23-17
11/22	at Texans	S	6	4	2	0.0	0.0	1	2	0	0	0	0	0	0	0	0	0	0	0	0	0	0	0	0	0	L	20-27
11/29	Cardinals	S	4	3	1	0.0	0.0	0	0	0	0	0	0	0	0	0	0	0	0	0	0	0	0	0	0	0	W	20-17
12/06	at Chargers	S	5	3	2	0.0	0.0	0	0	0	0	0	0	0	0	0	0	0	0	1	0	1	0	0	0	0	W	45-0
12/10	at Rams	S	3	2	1	0.0	0.0	0	0	0	0	0	0	0	0	0	0	0	0	0	0	0	0	0	0	0	L	3-24
12/20	at Dolphins	S	4	3	1	0.0	0.0	0	0	0	0	0	0	0	0	0	0	0	0	1	1	0	0	0	0	0	L	12-22
12/28	Bills	P	4	2	2	0.0	0.0	0	0	0	0	0	0	0	0	0	0	0	0	1	1	0	0	0	0	0	L	9-38
01/03	Jets	S	5	5	0	0.0	0.0	0	0	0	0	0	0	0	0	0	0	0	0	1	0	1	0	0	0	0	W	28-14
2020 TOTALS		**14-7**	**59**	**40**	**19**	**0.0**	**0.0**	**1**	**2**	**0**	**0**	**0**	**0**	**0**	**0**	**0**	**0**	**0**	**0**	**5**	**3**	**2**	**0**	**0**	**0**	**0**	**7-9**	

2021 GAME-BY-GAME POSTSEASON STATISTICS (PATRIOTS)

			TACKLES								INTERCEPTIONS					O. FUMB				ST					MISC			
DATE	OPPONENT	P/S	TK	S	A	SK	YDS	TFL	YDS	QBH	NO	YDS	LG	TD	PD	FF	FR	TD	YDS	TK	S	A	FF	FR	S	A	W/L	SCORE
01/15	at Bills	S	4	3	1	0.0	0.0	0	0	0	0	0	0	0	0	0	0	0	0	0	0	0	0	0	0	0	L	17-47
2021 TOTALS		**1-1**	**4**	**3**	**1**	**0.0**	**0.0**	**0**	**0**	**0**	**0**	**0**	**0**	**0**	**0**	**0**	**0**	**0**	**0**	**0**	**0**	**0**	**0**	**0**	**0**	**0-1**	

BRANDIN ECHOLS

CB

26

HEIGHT: 5-10
WEIGHT: 179
BORN: October 16, 1997
COLLEGE: Kentucky

HOW ACQUIRED: FA '25
NFL EXPERIENCE: 5th year
BIRTHPLACE Southaven, MS

PRO CAREER

- Has played in 57 regular-season games (19 starts) over his four-year NFL career (N.Y. Jets 2021-24)
- Has registered 113 tackles (88 solo), 16 passes defensed, five interceptions, three tackles for loss, two interceptions returned for TD and one fumble recovery
- Voted Pepsi Zero Sugar Rookie of the Week in Week 15 of 2021 at Miami after he finished with an interception return for TD, only the second defensive TD by a Jets rookie (Jonathan Vilma) since 2000
- Made NFL debut in Week 1 of 2021 (at Carolina)
- Made NFL starting debut in Week 1 of 2021 (at Carolina)

2024 (JETS)

- Played in 16 regular-season games (four starts)
- Registered 36 tackles (28 solo), four on special teams, three passes defensed, two interceptions, one tackle for loss and one fumble recovery
- Recorded a career-high 10 tackles and one pass defensed in Week 14 at Miami

2023 (JETS)

- Played in 14 regular-season games (one start)
- Placed on the Commissioner Exempt List prior to the start of the season, forcing him to miss Week 1
- Registered nine tackles (six solo), one interception returned for TD and two passes defensed
- Recorded a 30-yard interception return for TD in Week 12 vs. Miami

2022 (JETS)

- Played in 13 regular-season games (no starts)
- Registered five tackles (four solo) and two passes defensed
- Recorded three tackles on special teams

2021 (JETS)

- Played in 14 regular-season games (14 starts)
- Missed three games on the Injured/Reserved List
- Joined Hamsah Nasirildeen as the first Jets rookies selected in the sixth round or later to start on Kickoff Weekend since Gerald Nichols (1987) and was one of just 12 non-offensive or defensive line rookies drafted in the sixth round or later to start at least 14 games since 2012
- Registered 63 tackles (50 solo), nine passes defensed, one tackle for loss, two interceptions, one of which was returned for a 20-yard TD
- Tied for the sixth-most passes defensed among rookies, the only rookie with nine or more passes defensed not selected in the first or second round
- Voted Pepsi Zero Sugar Rookie of the Week in Week 15 at Miami after he finished with an interception return for TD, only the second defensive TD by a Jets rookie (Jonathan Vilma) since 2000

TRANSACTIONS

- Signed a one-year contract with Pittsburgh on March 12, 2025
- Signed a four-year contract with N.Y. Jets on May 7, 2021
- Drafted by N.Y. Jets in the sixth round (200th overall) of the 2021 NFL Draft

PERSONAL

- Attended Southaven H.S. (Miss.), where he also played basketball and ran track as a senior, earning a spot on Clarion-Ledger's all-state team after winning the state championship in the long jump
- Despite a senior year at Southaven H.S. (Miss.) that saw him record 29 receptions for 406 yards, rush for 906 yards, and score 16 TDs (rushing, receiving and returning), Echols was a zero-star recruit and enrolled at Northwest Mississippi C.C. as a wide receiver before the coaching staff convinced him to play cornerback
- Born in Memphis, Tennessee
- Son of Antonio and Ecstacy Williams
- Has three sisters, Desiree Williams, Taylor Williams and Victoria Williams

COLLEGE

- Played in 24 games (22 starts) in his two-year career at Kentucky (2019-20)
- Registered 108 tackles (82 solo), 4.5 tackles for loss, 11 pass breakups, two forced fumbles and one interception
- Recorded a career-high 10 tackles vs. Mississippi State on Sept. 21, 2019
- First-Year SEC Academic Honor Roll and SEC Fall Academic Honor Roll (2019)
- Named to Dean's List (Spring 2019)
- Graduated in December of 2020 with a degree in community and leadership development
- Went to Northwest Mississippi C.C. as a receiver but switched to defense back in his freshman season
- A three-star recruit who ranked as the fifth-best cornerback among junior college recruits by Rivals
- Earned NJCAA second-team All-America honors
- Named first-team All-MACJC and All-Region 23 NJCAA in 2018 after leading the MACJC and ranking second in the NJCAA with six interceptions
- His 12 pass breakups ranked fourth in the country
- Added 49 tackles, one forced fumble and blocked kick in helping lead Northwest to an 8-2 record and a No. 8 national ranking in the NJCAA

BRANDIN ECHOLS' NFL REGULAR SEASON DEFENSIVE STATISTICS

				TACKLES								INTERCEPTIONS					O. FUMB				ST						MISC	
DATE	TEAM	GP	GS	TK	S	A	TFL	YDS	SK	YDS	QBH	NO	YDS	LG	TD	PD	FF	FR	TD	YDS	TK	S	A	FF	FR	S	A
2021	Jets	14	14	63	50	13	2	2	0.0	0.0	0	2	50	30	1	9	0	0	0	0	0	0	0	0	0	0	0
2022	Jets	13	0	5	4	1	0	0	0.0	0.0	0	0	0	0	0	2	0	0	0	0	3	2	1	0	0	0	0
2023	Jets	14	1	9	6	3	0	0	0.0	0.0	0	1	30	30t	1	2	0	0	0	0	1	0	1	0	0	0	0
2024	Jets	16	4	36	28	8	1	1	0.0	0.0	0	2	0	0	0	3	0	0	0	0	4	1	3	0	1	0	0
2025	Steelers	8	2	23	19	4	1	1	0.0	0.0	1	1	0	0	0	3	0	0	0	0	2	1	1	0	1	0	0
NFL TOTALS		**65**	**21**	**136**	**107**	**29**	**4**	**4**	**0.0**	**0.0**	**1**	**6**	**80**	**30T**	**2**	**19**	**0**	**0**	**0**	**0**	**10**	**4**	**6**	**0**	**2**	**0**	**0**

SINGLE-GAME HIGHS: DEFENSIVE

Total Tackles
10 at Miami Dolphins, Dec 08, 2024
9 at Atlanta Falcons, Oct 10, 2021

Solo Tackles
9 at Miami Dolphins, Dec 08, 2024
7 at Atlanta Falcons, Oct 10, 2021

Passes Defensed
3 at Miami Dolphins, Dec 19, 2021
1 vs. Indianapolis Colts, Nov 02, 2025
...15 more at 1.

Tackles For Loss
1 at New England Patriots, Sep 21, 2025
1 vs. Houston Texans, Oct 31, 2024
...2 more at 1.

Interceptions
1 at New England Patriots, Sep 21, 2025
1 at Minnesota Vikings, Oct 06, 2024
...4 more at 1.

Interception Return Yards
30 vs. Tampa Bay Buccaneers, Jan 02, 2022
20 at Miami Dolphins, Dec 19, 2021

Special Teams Tackles
1 at New England Patriots, Sep 21, 2025
1 at Buffalo Bills, Dec 29, 2024
...7 more at 1.

Special Teams Fumble Recoveries
1 vs. Indianapolis Colts, Nov 02, 2025
1 vs. Seattle Seahawks, Dec 01, 2024

2025 GAME-BY-GAME REGULAR-SEASON STATISTICS (STEELERS)

			TACKLES								INTERCEPTIONS					O. FUMB				ST					MISC			
DATE	OPPONENT	P/S	TK	S	A	SK	YDS	TFL	YDS	QBH	NO	YDS	LG	TD	PD	FF	FR	TD	YDS	TK	S	A	FF	FR	S	A	W/L/T	SCORE
09/07	at Jets	P	2	2	0	0.0	0.0	0	0	0	0	0	0	0	0	0	0	0	0	0	0	0	0	0	0	0	W	34-32
09/14	Seahawks	P	0	0	0	0.0	0.0	0	0	0	0	0	0	0	0	0	0	0	0	0	0	0	0	0	0	0	L	17-31
09/21	at Patriots	S	5	4	1	0.0	0.0	1	1	0	1	0	0	0	1	0	0	0	0	1	0	1	0	0	0	0	W	21-14
09/28	Vikings	S	3	3	0	0.0	0.0	0	0	0	0	0	0	0	0	0	0	0	0	0	0	0	0	0	0	0	W	24-21
10/12	Browns	P	2	2	0	0.0	0.0	0	0	0	0	0	0	0	0	0	0	0	0	0	0	0	0	0	0	0	W	23-9
10/16	at Bengals	P	3	2	1	0.0	0.0	0	0	0	0	0	0	0	1	0	0	0	0	0	0	0	0	0	0	0	L	31-33
10/26	Packers	P	3	3	0	0.0	0.0	0	0	0	0	0	0	0	0	0	0	0	0	0	0	0	0	0	0	0	L	25-35
11/02	Colts	P	5	3	2	0.0	0.0	0	0	1	0	0	0	0	1	0	0	0	0	1	1	0	0	1	0	0	W	27-20
2025 TOTALS		**8-2**	**23**	**19**	**4**	**0.0**	**0.0**	**1**	**1**	**1**	**1**	**0**	**0**	**0**	**3**	**0**	**0**	**0**	**0**	**2**	**1**	**1**	**0**	**1**	**0**	**0**	**5-3**	

2024 GAME-BY-GAME REGULAR-SEASON STATISTICS (JETS)

			TACKLES								INTERCEPTIONS					O. FUMB				ST					MISC			
DATE	OPPONENT	P/S	TK	S	A	SK	YDS	TFL	YDS	QBH	NO	YDS	LG	TD	PD	FF	FR	TD	YDS	TK	S	A	FF	FR	S	A	W/L/T	SCORE
09/09	at 49ers	P	0	0	0	0.0	0.0	0	0	0	0	0	0	0	0	0	0	0	0	0	0	0	0	0	0	0	L	19-32
09/15	at Titans	S	5	4	1	0.0	0.0	0	0	0	1	0	0	0	1	0	0	0	0	0	0	0	0	0	0	0	W	24-17
09/19	Patriots	P	0	0	0	0.0	0.0	0	0	0	0	0	0	0	0	0	0	0	0	1	0	1	0	0	0	0	W	24-3
09/29	Broncos	P	0	0	0	0.0	0.0	0	0	0	0	0	0	0	0	0	0	0	0	0	0	0	0	0	0	0	L	9-10
10/06	at Vikings	P	0	0	0	0.0	0.0	0	0	0	1	0	0	0	1	0	0	0	0	0	0	0	0	0	0	0	L	17-23
10/14	Bills	P	4	4	0	0.0	0.0	0	0	0	0	0	0	0	0	0	0	0	0	0	0	0	0	0	0	0	L	20-23
10/20	at Steelers	S	6	4	2	0.0	0.0	0	0	0	0	0	0	0	0	0	0	0	0	0	0	0	0	0	0	0	L	15-37
10/27	at Patriots	P	0	0	0	0.0	0.0	0	0	0	0	0	0	0	0	0	0	0	0	1	0	1	0	0	0	0	L	22-25
10/31	Texans	P	3	1	2	0.0	0.0	1	1	0	0	0	0	0	0	0	0	0	0	1	1	0	0	0	0	0	W	21-13
11/10	at Cardinals	P	0	0	0	0.0	0.0	0	0	0	0	0	0	0	0	0	0	0	0	0	0	0	0	0	0	0	L	6-31
11/17	Colts	P	0	0	0	0.0	0.0	0	0	0	0	0	0	0	0	0	0	0	0	0	0	0	0	0	0	0	L	27-28
12/01	Seahawks	P	0	0	0	0.0	0.0	0	0	0	0	0	0	0	0	0	0	0	0	0	0	0	0	1	0	0	L	21-26
12/08	at Dolphins	S	10	9	1	0.0	0.0	0	0	0	0	0	0	0	1	0	0	0	0	0	0	0	0	0	0	0	L	26-32+
12/15	at Jaguars													INACTIVE													W	32-25
12/22	Rams	P	4	2	2	0.0	0.0	0	0	0	0	0	0	0	0	0	0	0	0	0	0	0	0	0	0	0	L	9-19
12/29	at Bills	P	1	1	0	0.0	0.0	0	0	0	0	0	0	0	0	0	0	0	0	1	0	1	0	0	0	0	L	14-40
01/05	Dolphins	S	3	3	0	0.0	0.0	0	0	0	0	0	0	0	0	0	0	0	0	0	0	0	0	0	0	0	W	32-20
2024 TOTALS		**16-4**	**36**	**28**	**8**	**0.0**	**0.0**	**1**	**1**	**0**	**2**	**0**	**0**	**0**	**3**	**0**	**0**	**0**	**0**	**4**	**1**	**3**	**0**	**1**	**0**	**0**	**5-12**	

+ - Overtime

2023 GAME-BY-GAME REGULAR-SEASON STATISTICS (JETS)

			TACKLES								INTERCEPTIONS					O. FUMB				ST					MISC			
DATE	OPPONENT	P/S	TK	S	A	SK	YDS	TFL	YDS	QBH	NO	YDS	LG	TD	PD	FF	FR	TD	YDS	TK	S	A	FF	FR	S	A	W/L	SCORE
09/17	at Cowboys	P	1	1	0	0.0	0.0	0	0	0	0	0	0	0	0	0	0	0	0	0	0	0	0	0	0	0	L	10-30
09/24	Patriots	P	0	0	0	0.0	0.0	0	0	0	0	0	0	0	0	0	0	0	0	0	0	0	0	0	0	0	L	10-15
10/01	Chiefs	P	0	0	0	0.0	0.0	0	0	0	0	0	0	0	0	0	0	0	0	1	0	1	0	0	0	0	L	20-23
10/08	at Broncos													ON INACTIVE LIST													W	31-21
10/15	Eagles													ON INACTIVE LIST													W	20-14
10/29	at Giants	P	0	0	0	0.0	0.0	0	0	0	0	0	0	0	0	0	0	0	0	0	0	0	0	0	0	0	W	13-10+
11/06	Chargers	P	1	1	0	0.0	0.0	0	0	0	0	0	0	0	0	0	0	0	0	0	0	0	0	0	0	0	L	6-27
11/12	at Raiders	P	0	0	0	0.0	0.0	0	0	0	0	0	0	0	0	0	0	0	0	0	0	0	0	0	0	0	L	12-16
11/19	at Bills	S	5	3	2	0.0	0.0	0	0	0	0	0	0	0	1	0	0	0	0	0	0	0	0	0	0	0	L	6-32
11/24	Dolphins	P	2	1	1	0.0	0.0	0	0	0	1	30	30	1	1	0	0	0	0	0	0	0	0	0	0	0	L	13-34
12/03	Falcons	P	0	0	0	0.0	0.0	0	0	0	0	0	0	0	0	0	0	0	0	0	0	0	0	0	0	0	L	8-13
12/10	Texans	P	0	0	0	0.0	0.0	0	0	0	0	0	0	0	0	0	0	0	0	0	0	0	0	0	0	0	W	30-6
12/17	at Dolphins	P	0	0	0	0.0	0.0	0	0	0	0	0	0	0	0	0	0	0	0	0	0	0	0	0	0	0	L	0-30
12/24	Commanders	P	0	0	0	0.0	0.0	0	0	0	0	0	0	0	0	0	0	0	0	0	0	0	0	0	0	0	W	30-28
12/28	at Browns	P	0	0	0	0.0	0.0	0	0	0	0	0	0	0	0	0	0	0	0	0	0	0	0	0	0	0	L	20-37
01/07	at Patriots	P	0	0	0	0.0	0.0	0	0	0	0	0	0	0	0	0	0	0	0	0	0	0	0	0	0	0	W	17-3
2023 TOTALS		**14-1**	**9**	**6**	**3**	**0.0**	**0.0**	**0**	**0**	**0**	**1**	**30**	**30T**	**1**	**2**	**0**	**0**	**0**	**0**	**1**	**0**	**1**	**0**	**0**	**0**	**0**	**6-10**	

+ - Overtime

2022 GAME-BY-GAME REGULAR-SEASON STATISTICS (JETS)

			TACKLES								INTERCEPTIONS					O. FUMB				ST					MISC			
DATE	OPPONENT	P/S	TK	S	A	SK	YDS	TFL	YDS	QBH	NO	YDS	LG	TD	PD	FF	FR	TD	YDS	TK	S	A	FF	FR	S	A	W/L	SCORE
09/11	Ravens	P	0	0	0	0.0	0.0	0	0	0	0	0	0	0	0	0	0	0	0	0	0	0	0	0	0	0	L	9-24
09/18	at Browns	P	0	0	0	0.0	0.0	0	0	0	0	0	0	0	1	0	0	0	0	0	0	0	0	0	0	0	W	31-30
09/25	Bengals	P	0	0	0	0.0	0.0	0	0	0	0	0	0	0	0	0	0	0	0	1	1	0	0	0	0	0	L	12-27
10/02	at Steelers	P	0	0	0	0.0	0.0	0	0	0	0	0	0	0	0	0	0	0	0	0	0	0	0	0	0	0	W	24-20
10/09	Dolphins	P	0	0	0	0.0	0.0	0	0	0	0	0	0	0	0	0	0	0	0	1	0	1	0	0	0	0	W	40-17
10/16	at Packers	P	0	0	0	0.0	0.0	0	0	0	0	0	0	0	1	0	0	0	0	1	1	0	0	0	0	0	W	27-10
10/23	at Broncos	P	2	1	1	0.0	0.0	0	0	0	0	0	0	0	0	0	0	0	0	0	0	0	0	0	0	0	W	16-9
10/30	Patriots	P	0	0	0	0.0	0.0	0	0	0	0	0	0	0	0	0	0	0	0	0	0	0	0	0	0	0	L	17-22
11/06	Bills	P	0	0	0	0.0	0.0	0	0	0	0	0	0	0	0	0	0	0	0	0	0	0	0	0	0	0	W	20-17
11/20	at Patriots	P	1	1	0	0.0	0.0	0	0	0	0	0	0	0	0	0	0	0	0	0	0	0	0	0	0	0	L	3-10
11/27	Bears	P	0	0	0	0.0	0.0	0	0	0	0	0	0	0	0	0	0	0	0	0	0	0	0	0	0	0	W	31-10
12/04	at Vikings	P	2	2	0	0.0	0.0	0	0	0	0	0	0	0	0	0	0	0	0	0	0	0	0	0	0	0	L	22-27
12/11	at Bills	P	0	0	0	0.0	0.0	0	0	0	0	0	0	0	0	0	0	0	0	0	0	0	0	0	0	0	L	12-20
12/18	Lions												INACTIVE														L	17-20
12/22	Jaguars												INACTIVE														L	3-19
01/01	at Seahawks												INACTIVE														L	6-23
01/08	at Dolphins												DID NOT PLAY														L	6-11
2022 TOTALS		**13-0**	**5**	**4**	**1**	**0.0**	**0.0**	**0**	**0**	**0**	**0**	**0**	**0**	**0**	**2**	**0**	**0**	**0**	**0**	**3**	**2**	**1**	**0**	**0**	**0**	**0**	**7-10**	

2021 GAME-BY-GAME REGULAR-SEASON STATISTICS (JETS)

			TACKLES								INTERCEPTIONS					O. FUMB				ST					MISC			
DATE	OPPONENT	P/S	TK	S	A	SK	YDS	TFL	YDS	QBH	NO	YDS	LG	TD	PD	FF	FR	TD	YDS	TK	S	A	FF	FR	S	A	W/L	SCORE
09/12	at Panthers	S	5	5	0	0.0	0.0	0	0	0	0	0	0	0	0	0	0	0	0	0	0	0	0	0	0	0	L	14-19
09/19	Patriots	S	1	1	0	0.0	0.0	0	0	0	0	0	0	0	0	0	0	0	0	0	0	0	0	0	0	0	L	6-25
09/26	at Broncos	S	5	5	0	0.0	0.0	0	0	0	0	0	0	0	1	0	0	0	0	0	0	0	0	0	0	0	L	0-26
10/03	Titans	S	2	2	0	0.0	0.0	0	0	0	0	0	0	0	0	0	0	0	0	0	0	0	0	0	0	0	W	27-24+
10/10	at Falcons	S	9	7	2	0.0	0.0	0	0	0	0	0	0	0	1	0	0	0	0	0	0	0	0	0	0	0	L	20-27
10/24	at Patriots	S	6	5	1	0.0	0.0	0	0	0	0	0	0	0	1	0	0	0	0	0	0	0	0	0	0	0	L	13-54
10/31	Bengals	S	2	1	1	0.0	0.0	0	0	0	0	0	0	0	1	0	0	0	0	0	0	0	0	0	0	0	W	34-31
11/04	at Colts	S	6	5	1	0.0	0.0	0	0	0	0	0	0	0	0	0	0	0	0	0	0	0	0	0	0	0	L	30-45
11/14	Bills	S	5	3	2	0.0	0.0	0	0	0	0	0	0	0	0	0	0	0	0	0	0	0	0	0	0	0	L	17-45
11/21	Dolphins												DID NOT PLAY														L	17-24
11/28	at Texans												INJURED RESERVE														W	21-14
12/05	Eagles												INJURED RESERVE														L	18-33
12/12	Saints												INJURED RESERVE														L	9-30
12/19	at Dolphins												INJURED RESERVE														L	24-31
12/26	Jaguars	S	5	2	3	0.0	0.0	0	0	0	0	0	0	0	0	0	0	0	0	0	0	0	0	0	0	0	W	26-21
01/02	Buccaneers												INJURED RESERVE														L	24-28
01/09	at Bills												INJURED RESERVE														L	10-27
2021 TOTALS		**10-10**	**46**	**36**	**10**	**0.0**	**0.0**	**0**	**0**	**0**	**0**	**0**	**0**	**0**	**4**	**0**	**0**	**0**	**0**	**0**	**0**	**0**	**0**	**0**	**0**	**0**	**4-13**	

+ - Overtime

TROY FAUTANU

OT

76

HEIGHT: 6-4
WEIGHT: 317
BORN: October 11, 2000
COLLEGE: Washington

HOW ACQUIRED: D1 '24
NFL EXPERIENCE: 1st year
BIRTHPLACE Henderson, NV

PRO CAREER

- Played in one game (one start) in his rookie season
- Made his NFL debut, starting at right tackle in the Week 2 win at Denver
- Missed the remainder of the season due to injury

TRANSACTIONS

- Signed a four-year contract with Pittsburgh on June 3, 2024
- Drafted by the Steelers in the first round (20th overall) of the 2024 NFL Draft

PERSONAL

- Played four seasons as an offensive and defensive lineman at Liberty H.S.
- Named to the Las Vegas Review Journal's First-Team All-Nevada in 2018
- USA Today First-Team All-Nevada
- First-Team All-Southwest League
- As a senior, helped Liberty advance to the championship game of the 2018 NIAA 4A Desert Region playoffs and also earned a spot in the semifinals of the 4A State playoffs
- As a junior in 2017, helped Liberty to an 11-2 overall record, the NIAA 4A Sunrise Region championship, and the 4A state semifinals
- Named to the First-Team All-Southeast League and was a second-team all-state selection by the Las Vegas Review Journal
- As a sophomore in 2016, team went 12-2 and won the 4A Sunrise championship before making it to the 4A state championship game
- Played on the varsity as a freshman, as Patriots went 11-2, won the Sunrise playoffs and made it to the Division I state championship game
- Listed by 247Sports as the No. 27 offensive guard prospect in the nation and the No. 2 overall recruit in Nevada
- Ranked by Rivals.com as the No. 50 offensive tackle in the nation and the No. 2 prospect in Nevada
- Named the No. 50 OT in the country and No. 3 Nevada recruit by ESPN
- Also played high school volleyball

COLLEGE

- 2023 Third-Team All-American (Associated Press)
- 2023 Morris Trophy Winner
- 2023 First-Team All-Pac-12
- 2022 Second-Team All-Pac-12
- 2022 Third-Team All-Pac-12 (Pro Football Focus, Phil Steele)
- 2020 Pac-12 Academic Honor Roll
- Played in 42 games (31 starts) in four-year career at Washington (2020-23)
- Started at left tackle in all 15 games in 2023
- Won the John P. Angel Offensive Power Player of the Year Award at the team's postseason banquet
- Started all 13 games in 2022
- Started at left tackle in the first three games of the year, and then at left guard vs. Stanford
- Returned to left tackle for the reminder of the year

TROY FAUTANU'S NFL REGULAR SEASON STATISTICS

DATE	TEAM	GP	GS
2024	Steelers	1	1
2025	Steelers	8	8
NFL TOTALS		9	9

TROY FAUTANU'S NFL POSTSEASON STATISTICS

DATE	TEAM	GP	GS
2024	Steelers	0	0
NFL TOTALS		0	0

2025 GAME-BY-GAME REGULAR-SEASON STATISTICS (STEELERS)

DATE	OPPONENT	P/S		W/L	SCORE
09/07	at Jets	S		W	34-32
09/14	Seahawks	S		L	17-31
09/21	at Patriots	S		W	21-14
09/28	Vikings	S		W	24-21
10/12	Browns	S		W	23-9
10/16	at Bengals	S		L	31-33
10/26	Packers	S		L	25-35
11/02	Colts	S		W	27-20
2025 TOTALS		**8-8**		**5-3**	

ZACH FRAZIER

C

54

HEIGHT: 6-3
WEIGHT: 310
BORN: August 29, 2001
COLLEGE: West Virginia

HOW ACQUIRED: D2 '24
NFL EXPERIENCE: 2nd year
BIRTHPLACE Fairmont, WV

PRO CAREER

- Has played in 15 regular season games (15 starts) in his NFL career
- Made NFL start Week 1 at Atlanta
- Made NFL debut Week 1 at Atlanta
- Paved the way for RB Najee Harris to rush for 100+ yards three consecutive weeks (Week 6, Week 7 and Week 8)

TRANSACTIONS

- Signed a four-year contract with Pittsburgh on June 10, 2024
- Drafted by the Steelers in the second round (51st overall) of the 2024 NFL Draft

PERSONAL

- Played at Fairmont Senior H.S.
- Captained the Polar Bears to a 12-1 record and an appearance in the Class AA state semifinal
- Did not allow a sack in his senior season
- Captained the Class AA All-State First Team offense in 2019
- Led the Polar Bears to the Class AA state championship as a junior, earning an undefeated record of 14-0
- Class AA All-State First Team and All-USA West Virginia First Team Offense in 2018
- Led school to state championship and 12-2 record as a sophomore, while earning all-state first team and All-USA West Virginia Second Team Offense honors
- Four-time heavyweight wrestling state champion (2017-20)
- Only lost two matches his entire high school career (159-2)
- Had the highest winning percentage of any high school wrestler in the history of Marion County, West Virginia
- Son of Ray and Heather Frazier
- Married to the former Stephanie Vincent in May 2023
- Father played football at Fairmont State
- Graduated with his bachelor's degree in sport management in December 2023
- President's List with a 4.0 GPA

COLLEGE

- Two-time All-American (2021, 2023)
- Three-time All-Big 12 Conference (2022, 2023 - First Team, 2021 - Second Team)
- Three-time Team Captain
- National Football Foundation Scholar-Athlete College Sports Communicators First Team Academic All-American
- Three-time Academic First Team All-Big 12 Conference
- Played in 47 career games (46 starts) and registered 37 consecutive starts at center
- Named WVU's Offensive Lineman of the Week 16 times over his career
- Allowed one sack over his final two years and four over his career
- Collected more than 170 career knockdowns over his last three years
- 2023 First Team All-American (Action Network)
- 2023 William V. Campbell Trophy Finalist
- Named WVU's Offensive Lineman of the Week six times in 2023
- Registered a team-high 58 knockdowns
- Did not allow a sack for the season
- Part of an offensive line that led Power 5 in rushing yards (2,976), recorded 32 rushing TDs (tied for No. 11 nationally) and was the only Big 12 school to finish with more than 2,000 rushing yards in conference games.

ZACH FRAZIER'S NFL REGULAR SEASON STATISTICS

DATE	TEAM	GP	GS
2024	Steelers	15	15
2025	Steelers	8	8
NFL TOTALS		23	23

ZACH FRAZIER'S NFL POSTSEASON STATISTICS

DATE	TEAM	GP	GS
2024	Steelers	1	1
NFL TOTALS		1	1

2025 GAME-BY-GAME REGULAR-SEASON STATISTICS (STEELERS)

DATE	OPPONENT	P/S		W/L	SCORE
09/07	at Jets	S		W	34-32
09/14	Seahawks	S		L	17-31
09/21	at Patriots	S		W	21-14
09/28	Vikings	S		W	24-21
10/12	Browns	S		W	23-9
10/16	at Bengals	S		L	31-33
10/26	Packers	S		L	25-35
11/02	Colts	S		W	27-20
2025 TOTALS		**8-8**		**5-3**	



PAT FREIERMUTH

TE

88

HEIGHT: 6-5
WEIGHT: 258
BORN: October 25, 1998
COLLEGE: Penn State

HOW ACQUIRED: D2 '21
NFL EXPERIENCE: 5th year
BIRTHPLACE Merrimac, MA

PRO CAREER

- Has played in 61 career regular-season games (37 starts) in four-year NFL career (Pittsburgh 2021-24)
- Has caught 220 passes for 2,190 yards and 18 TDs
- His 220 receptions are the most by a tight end in franchise history over their first four years in the NFL
- Tenth tight end in NFL history to reach 100 career receptions in 25 games or less
- Reached 100 career receptions in his 25th game in the NFL, which was the 10th-fewest games needed to reach 100 receptions in NFL history
- Reached 1,000 receiving yards in his 26th career game, tied for the fastest by a tight end in franchise history (Eric Green)
- His 2,190 receiving yards are the most by a tight end in franchise history over their first four years in the NFL
- His 18 TD catches are the third-most by a tight end in franchise history over their first four years in the NFL
- Recorded the first 100-yard receiving game of his career, finishing with nine receptions for 120 yards (both career highs) in Week 12 of 2023 at Cincinnati
- His 120 yards receiving were the 10th-most in a single-game by a tight end in the NFL in 2023
- His 120 yards receiving were the third-most in a single-game by a tight end in franchise history
- His nine receptions were tied for the fifth-most in a single-game by a tight end in franchise history
- Made NFL debut in Week 1 of 2021 (at Buffalo)
- Made NFL starting debut in Week 1 of 2021 (at Buffalo)

2024 (STEELERS)

- Played in 17 regular-season games (11 starts) and made one start in the playoffs
- In 2024, caught a career-best 65 passes for 653 yards (10.0 avg.) and seven TDs
- His 65 receptions were tied for the eighth-most by a tight end in 2024
- His seven TD receptions were tied for fourth among tight ends in 2024
- Those 65 receptions in 2024 are the fourth-most in a season by a tight end in franchise history
- His 653 receiving yards are the sixth-most in a season by a tight end in franchise history
- Recorded season-highs in both receptions (eight) and receiving yards (85) in Week 18 vs. Cincinnati
- Caught a touchdown pass in three consecutive games from Weeks 13-15

2023 (STEELERS)

- Played in 12 regular-season games (nine starts)
- Returned to the lineup in Week 11 at Cleveland
- Placed on the Reserve/Injured List following Week 4 at Houston
- Registered 32 receptions for 308 yards and two TDs
- Recorded the first 100-yard receiving game of his career, finishing with nine receptions for 120 yards (both career highs) in Week 12 at Cincinnati
- His 120 yards receiving were the 10th-most in a single-game by a tight end in the NFL in 2023
- His 120 yards receiving were the third-most in a single-game by a tight end in franchise history
- His nine receptions were tied for the fifth-most in a single-game by a tight end in franchise history

2022 (STEELERS)

- Played in 16 regular-season games (eight starts)
- Registered 63 receptions (second-best on the team) for 732 yards (third-best on the team) and two touchdowns
- His 63 receptions were sixth-most by a tight end in 2022 and fourth-most in a season by a tight end in franchise history
- His 732 receiving yards were sixth-most by a tight end in 2022 and fifth-most in a season by a tight end in franchise history
- One of four tight ends in the League in 2022 with at least five games of at least 75 yards receiving (Travis Kelce, 9; George Kittle, 5; Mark Andrews, 5)
- Opened the season with his first 75 yard performance on five receptions, including a 31-yard grab for the second longest of his career, in Week 1 at Cincinnati
- Reached a career-high 85 receiving yards on seven receptions in Week 4 vs. New York Jets
- Was inactive Week 6 vs. Tampa Bay due to a concussion
- Caught a team-high eight receptions for a team-high 75 yards, including a 21-yard reception on fourth down in the fourth quarter, in Week 7 at Miami
- Recorded a team-high eight catches for 79 yards, including a 27-yard grab, in Week 11 vs. Cincinnati
- Caught a career-long 57-yard reception in Week 13 at Atlanta, the third-longest reception by a tight end in 2022 and third-longest by a Pittsburgh tight end since 2000

2021 (STEELERS)

- Played in 16 of 17 games as a rookie with nine starts
- Led NFL rookie tight ends in TD receptions (seven) and ranked second in targets (79), receptions (60), receiving yards (497), yards after the catch (247) and first downs gained (34)
- His 60 receptions in 2021 are the most by a rookie tight end in franchise history and fifth-most by a rookie tight end in NFL history
- Became the fifth rookie tight end in NFL history with 60 or more receptions in a season
- His seven receiving TDs in 2021 nearly equaled the rest of the entire rookie TE class (nine) and are tied for the most by a rookie tight end in franchise history
- His seven TD receptions are tied for the fourth-most by a rookie tight end in NFL history
- Caught his first career touchdown on a four-yard pass from QB Ben Roethlisberger in the second quarter of Week 3 vs. Cincinnati
- Reached season highs in receptions (7) and receiving yards (58) in an overtime victory in Week 6 vs. Seattle
- Registered his first multi-touchdown performance with two in Week 9 vs. Chicago
- Was inactive Week 16 at Kansas City due to a concussion

TRANSACTIONS

- Signed a four-year contract with Pittsburgh on May 25, 2021
- Drafted by the Steelers in the second round (55th overall) in the 2021 NFL Draft

PERSONAL

- Five-year letterman at the Brooks School
- Team captain as a senior in 2017
- Helped the Bishops to the New England Preparatory School Athletic Council (NEPSAC) Class C Championship as a senior with a 7-2 record
- Claimed a first-team spot on USA Today's All-USA Massachusetts Football Team as a senior
- Named all state in 2016 as a linebacker
- Earned All-New England Class B as a junior and senior
- Chosen as NEPSAC Class C Player of the Year and ISL co-MVP
- Selected All-New England and All-ISL three times each
- Named to Boston Globe's All-Scholastics team as a senior
- Named to the Massachusetts High School Football Coaches Association All-State Super 26 Team as a linebacker in 2016
- Collected four Eagle Tribune All-Star honors in 2014, 2015, 2016, 2017
- Three-time Boston Herald All-Star (2015, 2016, 2017)
- Team MVP as a senior and caught 26 passes for 613 yards and seven TDs
- Tabbed a four-star recruit by all three major recruiting outlets – 247Sports, ESPN and Rivals
- Ranked as the No. 2 player in Massachusetts, No. 13 tight end and No. 323 overall prospect by 247Sports
- Ranked as the No. 289 overall prospect, No. 8 tight end, No. 1 in Massachusetts and No. 31 in the region by ESPN
- Ranked the 148 overall prospect in the country, No. 6 tight end and No. 1 player in Massachusetts by Rivals
- Full name is Patrick John Freiermuth
- Son of Dianne and John Freiermuth
- Has one brother, Tim, and one sister, Megan
- Father, John, played basketball at St. Anselm
- Brother, Tim, was an offensive lineman on the Springfield College football team
- Born Oct. 25, 1998 in Newburyport, Massachusetts

COMMUNITY SERVICE

- Provided a holiday shopping trip for kids from the North Hills area
- As a rookie, helped with Mike Tomlin's Thanksgiving distribution, distributed backpacks for a back to school event with the Charlie Batch Foundation, and packed nonperishables for Greater Pittsburgh Community Food Bank
- Served as the keynote speaker for the Brockway Youth Sports Luncheon

COLLEGE

- Played in 30 games (26 starts) at Penn State (2018-20)
- Owns the Penn State record for career TD receptions by a tight end with 16, passing Mike Gesicki (15; 2014-17)
- Finished career tied for eighth all-time at Penn State with 16 career TD receptions with O.J. McDuffie (1988-92)
- Tallied 1,185 career receiving yards to rank 26th overall and third among tight ends in program history
- Recorded 92 career receptions, tied for 20th all-time at Penn State
- Finished career catching a pass in 29 straight games, dating back to the Pitt game (9/8/18), a school-record among tight ends
- Became the 34th Nittany Lion and seventh Penn State tight end to accumulate 1,000 career receiving yards
- Nineteen career receptions of 20 or more yards
- Ranked tied for 14th in a season at Penn State and third among tight ends in TD receptions with seven
- Ranked second among Penn State tight ends and tied for 10th overall in season receiving TDs with eight in 2018
- Set the mark for most receiving touchdowns by a freshman tight end
- Named the 2020 Kwalick-Clark Big Ten Tight End of the Year, the first-ever Penn State tight end to win the award
- Earned first-team All-Big Ten by the coaches and second-team All-Big Ten by the media
- Started four games in 2020 before missing the rest of the season due to injury
- Team captain was third on the team in receptions (23) and yards (310)
- Two-time Coaching Staff Player of the Week (Indiana and Nebraska)
- Finished the season leading all Big Ten tight ends in receiving yards (310)
- Named AFCA second-team All-American in 2019
- Selected second-team All-American by The Athletic in 2019
- Fourth-team Phil Steele All-American in 2019
- Second-team All-Big Ten by the coaches and media in 2019
- Pro Football Focus first-team All-Big Ten in 2019
- Tabbed second-team All-Big Ten by the Associated Press in 2019
- Phil Steele first-team All-Big Ten in 2019
- Named the team's Most Valuable Offensive Player at the team's awards banquet in 2019
- Named John Mackey Award Tight End of the Week following the Michigan State game (10/26) in 2019
- Selected John Mackey Award Tight End of the Week following the Buffalo game (9/7)
- Team captain made 13 starts and caught 43 passes for 507 yards (both good for second on the team)
- Ranked seventh in the Big Ten with seven TD receptions, which ranked fourth among FBS tight ends

PAT FREIERMUTH'S NFL REGULAR SEASON RUSHING/RECEIVING STATISTICS

				RECEIVING					RUSHING				
DATE	TEAM	GP	GS	NO.	YDS.	AVG.	LG	TD	NO.	YDS.	AVG.	LG	TD
2021	Steelers	16	9	60	497	8.3	24	7	0	0	0.0	0	0
2022	Steelers	16	8	63	732	11.6	57	2	0	0	0.0	0	0
2023	Steelers	12	9	32	308	9.6	29	2	0	0	0.0	0	0
2024	Steelers	17	11	65	653	10.0	30	7	0	0	0.0	0	0
2025	Steelers	8	3	19	227	11.9	68t	3	0	0	0.0	0	0
NFL TOTALS		**69**	**40**	**239**	**2,417**	**10.1**	**68T**	**21**	**0**	**0**	**0.0**	**0**	**0**

PAT FREIERMUTH'S NFL POSTSEASON RUSHING/RECEIVING STATISTICS

				RECEIVING					RUSHING				
DATE	TEAM	GP	GS	NO.	YDS.	AVG.	LG	TD	NO.	YDS.	AVG.	LG	TD
2021	Steelers	1	1	4	25	6.3	9	0	0	0	0.0	0	0
2023	Steelers	1	0	5	76	15.2	33	0	0	0	0.0	0	0
2024	Steelers	1	1	3	15	5.0	9	0	0	0	0.0	0	0
NFL TOTALS		**3**	**2**	**12**	**116**	**9.7**	**33**	**0**	**0**	**0**	**0.0**	**0**	**0**

PAT FREIERMUTH'S NFL REGULAR SEASON RETURN STATISTICS

		KICKOFF RETURNS					PUNT RETURNS					
DATE	TEAM	RET.	YDS.	AVG.	LG	TD	NO.	FC	YDS.	AVG.	LG	TD
2021	Steelers	0	0	0.0	0	0	0	0	0	0.0	0	0
2022	Steelers	0	0	0.0	0	0	0	0	0	0.0	0	0
2023	Steelers	0	0	0.0	0	0	0	0	0	0.0	0	0
2024	Steelers	0	0	0.0	0	0	0	0	0	0.0	0	0
2025	Steelers	0	0	0.0	0	0	0	0	0	0.0	0	0
NFL TOTALS		**0**	**0**	**0.0**	**0**	**0**	**0**	**0**	**0**	**0.0**	**0**	**0**

PAT FREIERMUTH'S NFL POSTSEASON RETURN STATISTICS

		KICKOFF RETURNS					PUNT RETURNS					
DATE	TEAM	RET.	YDS.	AVG.	LG	TD	NO.	FC	YDS.	AVG.	LG	TD
2021	Steelers	0	0	0.0	0	0	0	0	0	0.0	0	0
2023	Steelers	0	0	0.0	0	0	0	0	0	0.0	0	0
2024	Steelers	0	0	0.0	0	0	0	0	0	0.0	0	0
NFL TOTALS		**0**	**0**	**0.0**	**0**	**0**	**0**	**0**	**0**	**0.0**	**0**	**0**

SINGLE-GAME HIGHS: RECEIVING

Receptions
9 at Cincinnati Bengals, Nov 26, 2023
8 vs. Cincinnati Bengals, Jan 04, 2025
...2 more at 8.

Receiving Yards
120 at Cincinnati Bengals, Nov 26, 2023
111 at Cincinnati Bengals, Oct 16, 2025

Receiving Average
25.3 at Atlanta Falcons, Dec 04, 2022
22.2 at Cincinnati Bengals, Oct 16, 2025

Longest Receptions
68t at Cincinnati Bengals, Oct 16, 2025
57 at Atlanta Falcons, Dec 04, 2022

Receiving TDs
2 at Cincinnati Bengals, Oct 16, 2025
2 vs. Chicago Bears, Nov 08, 2021

All-Purpose Yards
120 at Cincinnati Bengals, Nov 26, 2023
111 at Cincinnati Bengals, Oct 16, 2025

Most TDs
2 at Cincinnati Bengals, Oct 16, 2025
2 vs. Chicago Bears, Nov 08, 2021

Miscellaneous Tackles
1 vs. Cleveland Browns, Sep 18, 2023
1 vs. San Francisco 49ers, Sep 10, 2023
...2 more at 1.

SINGLE-GAME HIGHS - POSTSEASON: RECEIVING

Receptions
5 at Buffalo Bills, Jan 15, 2024
4 at Kansas City Chiefs, Jan 16, 2022
3 at Baltimore Ravens, Jan 11, 2025

Receiving Yards
76 at Buffalo Bills, Jan 15, 2024
25 at Kansas City Chiefs, Jan 16, 2022
15 at Baltimore Ravens, Jan 11, 2025

Receiving Average
15.2 at Buffalo Bills, Jan 15, 2024
6.3 at Kansas City Chiefs, Jan 16, 2022
5.0 at Baltimore Ravens, Jan 11, 2025

Longest Receptions
33 at Buffalo Bills, Jan 15, 2024
15 at Buffalo Bills, Jan 15, 2024
12 at Buffalo Bills, Jan 15, 2024
9 at Baltimore Ravens, Jan 11, 2025
9 at Buffalo Bills, Jan 15, 2024
...1 more at 9.

All-Purpose Yards
76 at Buffalo Bills, Jan 15, 2024
25 at Kansas City Chiefs, Jan 16, 2022
15 at Baltimore Ravens, Jan 11, 2025

100-YARD RECEIVING GAMES (2): REGULAR SEASON

DATE	TEAM	NO.	YDS.	AVG.	LG	TD
11/26/23	at Bengals	9	120	13.3	29	0
10/16/25	at Bengals	5	111	22.2	68t	2

2025 GAME-BY-GAME REGULAR-SEASON STATISTICS (STEELERS)

				RECEIVING					RUSHING						
DATE	OPPONENT	P/S	NO.	YDS.	AVG.	LG	TD	NO.	YDS.	AVG.	LG	TD	W/L	SCORE
09/07	at Jets	P	3	28	9.3	11	0	0	0	0.0	0	0	W	34-32
09/14	Seahawks	S	3	31	10.3	20	0	0	0	0.0	0	0	L	17-31
09/21	at Patriots	P	1	6	6.0	6	0	0	0	0.0	0	0	W	21-14
09/28	Vikings	P	0	0	0.0	0	0	0	0	0.0	0	0	W	24-21
10/12	Browns	P	1	11	11.0	11	0	0	0	0.0	0	0	W	23-9
10/16	at Bengals	S	5	111	22.2	68t	2	0	0	0.0	0	0	L	31-33
10/26	Packers	S	3	13	4.3	6	0	0	0	0.0	0	0	L	25-35
11/02	Colts	P	3	27	9.0	12t	1	0	0	0.0	0	0	W	27-20
2025 TOTALS		**8-3**	**19**	**227**	**11.9**	**68T**	**3**	**0**	**0**	**0.0**	**0**	**0**	**5-3**	

2024 GAME-BY-GAME REGULAR-SEASON STATISTICS (STEELERS)

			RECEIVING					RUSHING						
DATE	OPPONENT	P/S	NO.	YDS.	AVG.	LG	TD	NO.	YDS.	AVG.	LG	TD	W/L	SCORE
09/08	at Falcons	P	4	27	6.8	10	0	0	0	0.0	0	0	W	18-10
09/15	at Broncos	P	4	39	9.8	14	0	0	0	0.0	0	0	W	13-6
09/22	Chargers	S	4	33	8.3	15	0	0	0	0.0	0	0	W	20-10
09/29	at Colts	S	5	57	11.4	29	1	0	0	0.0	0	0	L	24-27
10/06	Cowboys	S	3	22	7.3	19	1	0	0	0.0	0	0	L	17-20
10/13	at Raiders	S	2	16	8.0	8	0	0	0	0.0	0	0	W	32-13
10/20	Jets	S	2	51	25.5	30	0	0	0	0.0	0	0	W	37-15
10/28	Giants	S	2	19	9.5	11	0	0	0	0.0	0	0	W	26-18
11/10	at Commanders	P	3	17	5.7	8	1	0	0	0.0	0	0	W	28-27
11/17	Ravens	P	2	14	7.0	9	0	0	0	0.0	0	0	W	18-16
11/21	at Browns	P	4	59	14.8	22	0	0	0	0.0	0	0	L	19-24
12/01	at Bengals	S	6	68	11.3	25t	1	0	0	0.0	0	0	W	44-38
12/08	Browns	S	3	48	16.0	21	1	0	0	0.0	0	0	W	27-14
12/15	at Eagles	P	3	22	7.3	12	1	0	0	0.0	0	0	L	13-27
12/21	at Ravens	S	3	16	5.3	7	0	0	0	0.0	0	0	L	17-34
12/25	Chiefs	S	7	60	8.6	15	0	0	0	0.0	0	0	L	10-29
01/04	Bengals	S	8	85	10.6	19t	1	0	0	0.0	0	0	L	17-19
2024 TOTALS		**17-11**	**65**	**653**	**10.0**	**30**	**7**	**0**	**0**	**0.0**	**0**	**0**	**10-7**	

2023 GAME-BY-GAME REGULAR-SEASON STATISTICS (STEELERS)

			RECEIVING					RUSHING						
DATE	OPPONENT	P/S	NO.	YDS.	AVG.	LG	TD	NO.	YDS.	AVG.	LG	TD	W/L	SCORE
09/10	49ers	S	1	3	3.0	3t	1	0	0	0.0	0	0	L	7-30
09/18	Browns	S	1	2	2.0	2	0	0	0	0.0	0	0	W	26-22
09/24	at Raiders	S	3	41	13.7	14	1	0	0	0.0	0	0	W	23-18
10/01	at Texans	S	3	7	2.3	9	0	0	0	0.0	0	0	L	6-30
10/08	Ravens					ON INACTIVE LIST							W	17-10
10/22	at Rams					INJURED RESERVE							W	24-17
10/29	Jaguars					INJURED RESERVE							L	10-20
11/02	Titans					INJURED RESERVE							W	20-16
11/12	Packers					INJURED RESERVE							W	23-19
11/19	at Browns	S	1	7	7.0	7	0	0	0	0.0	0	0	L	10-13
11/26	at Bengals	S	9	120	13.3	29	0	0	0	0.0	0	0	W	16-10
12/03	Cardinals	S	3	29	9.7	12	0	0	0	0.0	0	0	L	10-24
12/07	Patriots	P	3	18	6.0	7	0	0	0	0.0	0	0	L	18-21
12/16	at Colts	P	3	16	5.3	6	0	0	0	0.0	0	0	L	13-30
12/23	Bengals	S	0	0	0.0	0	0	0	0	0.0	0	0	W	34-11
12/31	at Seahawks	S	3	44	14.7	25	0	0	0	0.0	0	0	W	30-23
01/06	at Ravens	P	2	21	10.5	13	0	0	0	0.0	0	0	W	17-10
2023 TOTALS		**12-9**	**32**	**308**	**9.6**	**29**	**2**	**0**	**0**	**0.0**	**0**	**0**	**10-7**	

2022 GAME-BY-GAME REGULAR-SEASON STATISTICS (STEELERS)

			RECEIVING					RUSHING						
DATE	OPPONENT	P/S	NO.	YDS.	AVG.	LG	TD	NO.	YDS.	AVG.	LG	TD	W/L	SCORE
09/11	at Bengals	S	5	75	15.0	31	0	0	0	0.0	0	0	W	23-20+
09/18	Patriots	S	4	22	5.5	8t	1	0	0	0.0	0	0	L	14-17
09/22	at Browns	S	2	41	20.5	26	0	0	0	0.0	0	0	L	17-29
10/02	Jets	S	7	85	12.1	24	0	0	0	0.0	0	0	L	20-24
10/09	at Bills	P	2	12	6.0	8	0	0	0	0.0	0	0	L	3-38
10/16	Buccaneers					ON INACTIVE LIST							W	20-18
10/23	at Dolphins	P	8	75	9.4	21	0	0	0	0.0	0	0	L	10-16
10/30	at Eagles	P	4	57	14.3	21	0	0	0	0.0	0	0	L	13-35
11/13	Saints	S	4	36	9.0	12	0	0	0	0.0	0	0	W	20-10
11/20	Bengals	P	8	79	9.9	27	0	0	0	0.0	0	0	L	30-37
11/28	at Colts	P	3	39	13.0	17	0	0	0	0.0	0	0	W	24-17
12/04	at Falcons	S	3	76	25.3	57	0	0	0	0.0	0	0	W	19-16
12/11	Ravens	S	3	33	11.0	14	1	0	0	0.0	0	0	L	14-16
12/18	at Panthers	P	0	0	0.0	0	0	0	0	0.0	0	0	W	24-16
12/24	Raiders	S	7	66	9.4	17	0	0	0	0.0	0	0	W	13-10
01/01	at Ravens	P	3	36	12.0	20	0	0	0	0.0	0	0	W	16-13
01/08	Browns	P	0	0	0.0	0	0	0	0	0.0	0	0	W	28-14
2022 TOTALS		**16-8**	**63**	**732**	**11.6**	**57**	**2**	**0**	**0**	**0.0**	**0**	**0**	**9-8**	

+ - Overtime

2021 GAME-BY-GAME REGULAR-SEASON STATISTICS (STEELERS)

			RECEIVING					RUSHING						
DATE	OPPONENT	P/S	NO.	YDS.	AVG.	LG	TD	NO.	YDS.	AVG.	LG	TD	W/L/T	SCORE
09/12	at Bills	S	1	24	24.0	24	0	0	0	0.0	0	0	W	23-16
09/19	Raiders	S	4	36	9.0	14	0	0	0	0.0	0	0	L	17-26
09/26	Bengals	P	3	22	7.3	15	1	0	0	0.0	0	0	L	10-24
10/03	at Packers	S	1	11	11.0	11	0	0	0	0.0	0	0	L	17-27
10/10	Broncos	P	2	7	3.5	4	0	0	0	0.0	0	0	W	27-19
10/17	Seahawks	P	7	58	8.3	12	0	0	0	0.0	0	0	W	23-20+
10/31	at Browns	P	4	44	11.0	22	1	0	0	0.0	0	0	W	15-10
11/08	Bears	S	5	43	8.6	13	2	0	0	0.0	0	0	W	29-27
11/14	Lions	S	5	31	6.2	10	0	0	0	0.0	0	0	T	16-16
11/21	at Chargers	S	4	11	2.8	5t	1	0	0	0.0	0	0	L	37-41
11/28	at Bengals	S	4	40	10.0	15t	1	0	0	0.0	0	0	L	10-41
12/05	Ravens	S	3	26	8.7	17	0	0	0	0.0	0	0	W	20-19
12/09	at Vikings	P	2	32	16.0	17	1	0	0	0.0	0	0	L	28-36
12/19	Titans	S	4	37	9.3	14	0	0	0	0.0	0	0	W	19-13
12/26	at Chiefs						ON INACTIVE LIST						L	10-36
01/03	Browns	P	5	22	4.4	12	0	0	0	0.0	0	0	W	26-14
01/09	at Ravens	P	6	53	8.8	14	0	0	0	0.0	0	0	W	16-13+
2021 TOTALS		**16-9**	**60**	**497**	**8.3**	**24**	**7**	**0**	**0**	**0.0**	**0**	**0**	**9-7-1**	

+ - Overtime

2024 GAME-BY-GAME POSTSEASON STATISTICS (STEELERS)

			RECEIVING					RUSHING						
DATE	OPPONENT	P/S	NO.	YDS.	AVG.	LG	TD	NO.	YDS.	AVG.	LG	TD	W/L	SCORE
01/11	at Ravens	S	3	15	5.0	9	0	0	0	0.0	0	0	L	14-28
2024 TOTALS		**1-1**	**3**	**15**	**5.0**	**9**	**0**	**0**	**0**	**0.0**	**0**	**0**	**0-1**	

2023 GAME-BY-GAME POSTSEASON STATISTICS (STEELERS)

			RECEIVING					RUSHING						
DATE	OPPONENT	P/S	NO.	YDS.	AVG.	LG	TD	NO.	YDS.	AVG.	LG	TD	W/L	SCORE
01/15	at Bills	P	5	76	15.2	33	0	0	0	0.0	0	0	L	17-31
2023 TOTALS		**1-0**	**5**	**76**	**15.2**	**33**	**0**	**0**	**0**	**0.0**	**0**	**0**	**0-1**	



KENNETH GAINWELL

RB

14

HEIGHT: 5-9
WEIGHT: 200
BORN: March 14, 1999
COLLEGE: Memphis

HOW ACQUIRED: FA '25
NFL EXPERIENCE: 5th year
BIRTHPLACE Yazoo City, MS

PRO CAREER

- Has played in 66 regular-season games (4 starts) over his four-year NFL career (Philadelphia 2021-24)
- Has recorded 280 carries for 1,185 rushing yards and 12 rushing TD, while also catching 102 passes for 721 yards and one receiving TD
- Helped Philadelphia win Super Bowl LIX, contributing on offense and was a key member of the special teams unit
- Led the Eagles in both rushing yards (181) and scrimmage yards (236) during the 2022 playoffs, which resulted in a Super Bowl LVII appearance ... Averaged 5.5 yards per carry with 1 TD on 33 attempts
- In 2021, tied for the most rushing TDs (5) by an Eagles rookie in franchise history, joining Don Johnson (1953) and Steve Van Buren (1944)

2024 (EAGLES)

- Played in all 17 regular-season contests (one start) in 2024
- Ran for 290 yards on 75 carries with 1 TD while recording 7 special teams tackles and returning 18 kickoffs for a career-high 456 yards (25.3 avg)
- Recorded 123 all-purpose yards (63 kick return yards, 40 receiving yards and 20 rushing yards) vs. Pittsburgh (12/25/14)
- Rushed for a 13-yard TD to extend the Eagles lead during the third quarter of the 37-20 win at L.A. Rams (11/24/24)

2023 (EAGLES)

- Played in 16 regular-season games (two starts)
- Recorded career-bests in rushing attempts (84) and rushing yards (364) with two rushing TDs
- Caught 30 passes for 183 yards

2022 (EAGLES)

- Played in all 17 games (no starts)
- Rushed 53 times for 240 yards and four rushing TDs

2021 (EAGLES)

- Played in 16 games (one start) in his rookie season
- Registered 291 rushing yards on 68 carries with five rushing TDs, which are tied for the most rushing TDs (5) by an Eagles rookie in franchise history, joining Don Johnson (1953) and Steve Van Buren (1944)
- Recorded a rushing TD in his first NFL game (9/12/21 at Atlanta), where he finished with nine carries for 37 tards

TRANSACTIONS

- Signed a one-year contract with Pittsburgh on March 12, 2025
- Signed a four-year contract with Philadelphia on June 3, 2021
- Drafted by Philadelphia in the fifth round (150th overall) of the 2021 NFL Draft

PERSONAL

- Is cousins with former Eagles DT Fletcher Cox
- His family was significantly impacted by the COVID-19 pandemic, with four relatives passing away due to the virus ... Resulted in his decision to opt out of his final collegiate season at Memphis in 2020
- Considers his older brother, Curtis, his biggest inspiration ... In 2013, Curtis suffered a ruptured blood vessel in his brain causing a hemorrhagic stroke, requiring four surgeries to save his life at 18 years old ... Though he needed to learn to walk and talk again, Curtis has done incredible with his recovery, deeply motivating Kenneth
- Has supported the Pediatric Stroke Program at the Children's Hospital of Philadelphia through the NFL's My Cause My Cleats campaign

COLLEGE

- Played in 18 career games (14 starts) at Memphis and recorded 2,212 scrimmage yards (1,550 rushing, 662 receiving) with 17 TDs
- Led the Tigers to an AAC Championship behind an FBS-leading 2,069 all-purpose yards along with 1,459 rushing yards (12th nationally) as a redshirt freshman in 2019 ... Became just the third player in program history to register 2,000+ all-purpose yards in a season, joining DeAn[1]gelo Williams (2003-05) and Darrell Henderson (2018)

KENNETH GAINWELL'S NFL REGULAR SEASON RUSHING/RECEIVING STATISTICS

				RUSHING					RECEIVING				
DATE	TEAM	GP	GS	NO.	YDS.	AVG.	LG	TD	NO.	YDS.	AVG.	LG	TD
2021	Eagles	16	1	68	291	4.3	18t	5	33	253	7.7	19	1
2022	Eagles	17	0	53	240	4.5	13	4	23	169	7.3	20	0
2023	Eagles	16	2	84	364	4.3	32	2	30	183	6.1	19	0
2024	Eagles	17	1	75	290	3.9	20	1	16	116	7.3	16	0
2025	Steelers	8	1	52	220	4.2	15	3	27	119	4.4	16	0
NFL TOTALS		74	5	332	1,405	4.2	32	15	129	840	6.5	20	1

KENNETH GAINWELL'S NFL POSTSEASON RUSHING/RECEIVING STATISTICS

				RUSHING					RECEIVING				
DATE	TEAM	GP	GS	NO.	YDS.	AVG.	LG	TD	NO.	YDS.	AVG.	LG	TD
2021	Eagles	1	0	1	6	6.0	6	0	5	49	9.8	20	1
2022	Eagles	3	0	33	181	5.5	35t	1	7	55	7.9	17	0
2023	Eagles	1	0	4	3	0.8	4	0	2	10	5.0	9	0
2024	Eagles	4	0	13	42	3.2	10	0	3	26	8.7	10	0
NFL TOTALS		**9**	**0**	**51**	**232**	**4.5**	**35T**	**1**	**17**	**140**	**8.2**	**20**	**1**

KENNETH GAINWELL'S NFL REGULAR SEASON RETURN STATISTICS

		KICKOFF RETURNS					PUNT RETURNS					
DATE	TEAM	RET.	YDS.	AVG.	LG	TD	NO.	FC	YDS.	AVG.	LG	TD
2021	Eagles	8	137	17.1	31	0	0	0	0	0.0	0	0
2022	Eagles	0	0	0.0	0	0	0	0	0	0.0	0	0
2023	Eagles	1	19	19.0	19	0	0	0	0	0.0	0	0
2024	Eagles	18	456	25.3	36	0	0	0	0	0.0	0	0
2025	Steelers	13	331	25.5	36	0	0	0	0	0.0	0	0
NFL TOTALS		**40**	**943**	**23.6**	**36**	**0**	**0**	**0**	**0**	**0.0**	**0**	**0**

KENNETH GAINWELL'S NFL POSTSEASON RETURN STATISTICS

		KICKOFF RETURNS					PUNT RETURNS					
DATE	TEAM	RET.	YDS.	AVG.	LG	TD	NO.	FC	YDS.	AVG.	LG	TD
2021	Eagles	3	57	19.0	24	0	0	0	0	0.0	0	0
2022	Eagles	1	11	11.0	11	0	0	0	0	0.0	0	0
2023	Eagles	0	0	0.0	0	0	0	0	0	0.0	0	0
2024	Eagles	4	110	27.5	44	0	0	0	0	0.0	0	0
NFL TOTALS		**8**	**178**	**22.3**	**44**	**0**	**0**	**0**	**0**	**0.0**	**0**	**0**

SINGLE-GAME HIGHS: RUSHING/RECEIVING

Rush Attempts	19 vs. Minnesota Vikings, Sep 28, 2025 14 at Tampa Bay Buccaneers, Sep 25, 2023 ...1 more at 14.
Rushing Yards	99 vs. Minnesota Vikings, Sep 28, 2025 78 vs. Dallas Cowboys, Jan 08, 2022
Rushing Average	8.9 at New York Giants, Jan 07, 2024 6.5 vs. Dallas Cowboys, Jan 08, 2022
Longest Runs	32 at New York Giants, Jan 07, 2024 23 vs. Buffalo Bills, Nov 26, 2023
Rushing TDs	2 vs. Minnesota Vikings, Sep 28, 2025 1 at New England Patriots, Sep 21, 2025 ...12 more at 1.
Receptions	6 vs. Cleveland Browns, Oct 12, 2025 6 vs. Minnesota Vikings, Sep 28, 2025 ...1 more at 6.
Receiving Yards	58 vs. Kansas City Chiefs, Oct 03, 2021 42 vs. San Francisco 49ers, Dec 03, 2023
Receiving Average	13.3 vs. Pittsburgh Steelers, Dec 15, 2024 12.7 vs. New York Giants, Dec 25, 2023 ...1 more at 12.7.
Longest Receptions	20 at Dallas Cowboys, Dec 24, 2022 19 vs. New York Giants, Dec 25, 2023 ...1 more at 19.
Receiving TDs	1 at Las Vegas Raiders, Oct 24, 2021
All-Purpose Yards	183 vs. Minnesota Vikings, Sep 28, 2025 125 vs. Green Bay Packers, Oct 26, 2025
Kickoff Returns	4 vs. Green Bay Packers, Oct 26, 2025 4 at Washington Commanders, Dec 22, 2024
Kickoff Return Yards	90 vs. Green Bay Packers, Oct 26, 2025 88 at Cincinnati Bengals, Oct 16, 2025
Longest Kickoff Return	36 at Cincinnati Bengals, Oct 16, 2025 36 vs. Dallas Cowboys, Dec 29, 2024
Kickoff Return Average	29.3 at Cincinnati Bengals, Oct 16, 2025 23.7 vs. Washington Football Team, Dec 21, 2021
Special Teams Tackles	2 at Washington Commanders, Dec 22, 2024 1 vs. Green Bay Packers, Oct 26, 2025 ...5 more at 1.
Most TDs	2 vs. Minnesota Vikings, Sep 28, 2025 1 at New England Patriots, Sep 21, 2025 ...13 more at 1.
Scrimmage Yards	134 vs. Minnesota Vikings, Sep 28, 2025 89 vs. Kansas City Chiefs, Oct 03, 2021

SINGLE-GAME HIGHS - POSTSEASON: RUSHING/RECEIVING

Rush Attempts	1 at Tampa Bay Buccaneers, Jan 16, 2022
Rushing Yards	6 at Tampa Bay Buccaneers, Jan 16, 2022
Longest Runs	6 at Tampa Bay Buccaneers, Jan 16, 2022
Receptions	5 at Tampa Bay Buccaneers, Jan 16, 2022
Receiving Yards	49 at Tampa Bay Buccaneers, Jan 16, 2022
Receiving Average	9.8 at Tampa Bay Buccaneers, Jan 16, 2022
Longest Receptions	20 at Tampa Bay Buccaneers, Jan 16, 2022 16t at Tampa Bay Buccaneers, Jan 16, 2022 10 at Tampa Bay Buccaneers, Jan 16, 2022 3 at Tampa Bay Buccaneers, Jan 16, 2022
Receiving TDs	1 at Tampa Bay Buccaneers, Jan 16, 2022
All-Purpose Yards	112 at Tampa Bay Buccaneers, Jan 16, 2022
Kickoff Returns	3 at Tampa Bay Buccaneers, Jan 16, 2022
Kickoff Return Yards	57 at Tampa Bay Buccaneers, Jan 16, 2022
Longest Kickoff Return	24 at Tampa Bay Buccaneers, Jan 16, 2022 17 at Tampa Bay Buccaneers, Jan 16, 2022 16 at Tampa Bay Buccaneers, Jan 16, 2022
Kickoff Return Average	19.0 at Tampa Bay Buccaneers, Jan 16, 2022
Most TDs	1 at Tampa Bay Buccaneers, Jan 16, 2022

100-YARD RUSHING GAMES (1): POSTSEASON

DATE	TEAM	ATT.	YDS.	AVG.	LG	TD
01/21/23	GIANTS	12	112	9.3	35t	1

2025 GAME-BY-GAME REGULAR-SEASON STATISTICS (STEELERS)

			RUSHING					RECEIVING						
DATE	OPPONENT	P/S	NO.	YDS.	AVG.	LG	TD	NO.	YDS.	AVG.	LG	TD	W/L	SCORE
09/07	at Jets	P	7	19	2.7	6	0	3	4	1.3	5	0	W	34-32
09/14	Seahawks	P	5	20	4.0	13	0	3	16	5.3	6	0	L	17-31
09/21	at Patriots	P	4	16	4.0	13	1	1	10	10.0	10	0	W	21-14
09/28	Vikings	S	19	99	5.2	15	2	6	35	5.8	8	0	W	24-21
10/12	Browns	P	6	22	3.7	10	0	6	14	2.3	6	0	W	23-9
10/16	at Bengals	P	3	14	4.7	11	0	2	1	0.5	4	0	L	31-33
10/26	Packers	P	5	31	6.2	14	0	2	4	2.0	3	0	L	25-35
11/02	Colts	P	3	-1	-0.3	5	0	4	35	8.8	16	0	W	27-20
2025 TOTALS		**8-1**	**52**	**220**	**4.2**	**15**	**3**	**27**	**119**	**4.4**	**16**	**0**	**5-3**	

2024 GAME-BY-GAME REGULAR-SEASON STATISTICS (EAGLES)

			RUSHING					RECEIVING						
DATE	OPPONENT	P/S	NO.	YDS.	AVG.	LG	TD	NO.	YDS.	AVG.	LG	TD	W/L	SCORE
09/06	Packers	P	1	2	2.0	2	0	1	10	10.0	10	0	W	34-29
09/16	Falcons	P	2	6	3.0	4	0	0	0	0.0	0	0	L	21-22
09/22	at Saints	P	0	0	0.0	0	0	2	12	6.0	8	0	W	15-12
09/29	at Buccaneers	P	2	9	4.5	9	0	0	0	0.0	0	0	L	16-33
10/13	Browns	P	3	23	7.7	19	0	0	0	0.0	0	0	W	20-16
10/20	at Giants	P	13	56	4.3	14	0	1	11	11.0	11	0	W	28-3
10/27	at Bengals	P	5	19	3.8	10	0	0	0	0.0	0	0	W	37-17
11/03	Jaguars	P	5	9	1.8	3	0	1	1	1.0	1	0	W	28-23
11/10	at Cowboys	P	7	30	4.3	13	0	1	9	9.0	9	0	W	34-6
11/14	Commanders	P	4	43	10.8	14	0	1	6	6.0	6	0	W	26-18
11/24	at Rams	P	5	22	4.4	13t	1	0	0	0.0	0	0	W	37-20
12/01	at Ravens	P	0	0	0.0	0	0	0	0	0.0	0	0	W	24-19
12/08	Panthers	P	3	26	8.7	20	0	2	7	3.5	5	0	W	22-16
12/15	Steelers	P	7	20	2.9	7	0	3	40	13.3	16	0	W	27-13
12/22	at Commanders	P	4	7	1.8	3	0	1	6	6.0	6	0	L	33-36
12/29	Cowboys	P	3	4	1.3	4	0	1	5	5.0	5	0	W	41-7
01/05	Giants	S	11	14	1.3	5	0	2	9	4.5	6	0	W	20-13
2024 TOTALS		**17-1**	**75**	**290**	**3.9**	**20**	**1**	**16**	**116**	**7.3**	**16**	**0**	**14-3**	

2023 GAME-BY-GAME REGULAR-SEASON STATISTICS (EAGLES)

			RUSHING					RECEIVING						
DATE	OPPONENT	P/S	NO.	YDS.	AVG.	LG	TD	NO.	YDS.	AVG.	LG	TD	W/L	SCORE
09/10	at Patriots	S	14	54	3.9	16	0	4	20	5.0	8	0	W	25-20
09/14	Vikings						INACTIVE						W	34-28
09/25	at Buccaneers	P	14	43	3.1	8	0	1	5	5.0	5	0	W	25-11
10/01	Commanders	P	4	14	3.5	13	0	2	7	3.5	4	0	W	34-31+
10/08	at Rams	P	7	17	2.4	4	0	1	7	7.0	7	0	W	23-14
10/15	at Jets	P	2	13	6.5	12	0	1	4	4.0	4	0	L	14-20
10/22	Dolphins	P	8	16	2.0	5	1	0	0	0.0	0	0	W	31-17
10/29	at Commanders	P	2	-4	-2.0	0	0	5	30	6.0	17	0	W	38-31
11/05	Cowboys	P	3	22	7.3	12t	1	1	1	1.0	1	0	W	28-23
11/20	at Chiefs	P	1	1	1.0	1	0	1	4	4.0	4	0	W	21-17
11/26	Bills	P	2	26	13.0	23	0	2	10	5.0	6	0	W	37-34+
12/03	49ers	P	2	5	2.5	3	0	5	42	8.4	15	0	L	19-42
12/10	at Cowboys	P	4	28	7.0	11	0	0	0	0.0	0	0	L	13-33
12/18	at Seahawks	P	6	21	3.5	8	0	0	0	0.0	0	0	L	17-20
12/25	Giants	P	6	41	6.8	22	0	3	38	12.7	19	0	W	33-25
12/31	Cardinals	P	2	5	2.5	3	0	4	15	3.8	6	0	L	31-35
01/07	at Giants	S	7	62	8.9	32	0	0	0	0.0	0	0	L	10-27
2023 TOTALS		**16-2**	**84**	**364**	**4.3**	**32**	**2**	**30**	**183**	**6.1**	**19**	**0**	**11-6**	

+ - Overtime

2022 GAME-BY-GAME REGULAR-SEASON STATISTICS (EAGLES)

			RUSHING					RECEIVING						
DATE	OPPONENT	P/S	NO.	YDS.	AVG.	LG	TD	NO.	YDS.	AVG.	LG	TD	W/L	SCORE
09/11	at Lions	P	5	20	4.0	7	1	2	12	6.0	8	0	W	38-35
09/19	Vikings	P	2	7	3.5	4	0	1	11	11.0	11	0	W	24-7
09/25	at Commanders	P	3	6	2.0	3	0	0	0	0.0	0	0	W	24-8
10/02	Jaguars	P	5	19	3.8	10t	1	1	-2	-2.0	-2	0	W	29-21
10/09	at Cardinals	P	3	20	6.7	11	0	0	0	0.0	0	0	W	20-17
10/16	Cowboys	P	5	25	5.0	9	0	0	0	0.0	0	0	W	26-17
10/30	Steelers	P	1	3	3.0	3	0	1	8	8.0	8	0	W	35-13
11/03	at Texans	P	4	22	5.5	8	1	3	16	5.3	8	0	W	29-17
11/14	Commanders	P	1	7	7.0	7	0	1	5	5.0	5	0	L	21-32
11/20	at Colts	P	1	0	0.0	0	0	0	0	0.0	0	0	W	17-16
11/27	Packers	P	8	39	4.9	10	1	1	7	7.0	7	0	W	40-33
12/04	Titans	P	3	15	5.0	13	0	3	38	12.7	14	0	W	35-10
12/11	at Giants	P	0	0	0.0	0	0	1	0	0.0	0	0	W	48-22
12/18	at Bears	P	3	5	1.7	3	0	2	9	4.5	7	0	W	25-20
12/24	at Cowboys	P	4	17	4.3	11	0	4	41	10.3	20	0	L	34-40
01/01	Saints	P	0	0	0.0	0	0	2	17	8.5	9	0	L	10-20
01/08	Giants	P	5	35	7.0	11	0	1	7	7.0	7	0	W	22-16
2022 TOTALS		**17-0**	**53**	**240**	**4.5**	**13**	**4**	**23**	**169**	**7.3**	**20**	**0**	**14-3**	

2021 GAME-BY-GAME REGULAR-SEASON STATISTICS (EAGLES)

			RUSHING					RECEIVING						
DATE	OPPONENT	P/S	NO.	YDS.	AVG.	LG	TD	NO.	YDS.	AVG.	LG	TD	W/L	SCORE
09/12	at Falcons	P	9	37	4.1	8t	1	2	6	3.0	9	0	W	32-6
09/19	49ers	P	6	14	2.3	6	0	2	18	9.0	9	0	L	11-17
09/27	at Cowboys	P	1	2	2.0	2	0	3	32	10.7	19	0	L	21-41
10/03	Chiefs	P	3	31	10.3	13	1	6	58	9.7	15	0	L	30-42
10/10	at Panthers	P	2	16	8.0	12	0	1	8	8.0	8	0	W	21-18
10/14	Buccaneers	P	0	0	0.0	0	0	1	1	1.0	1	0	L	22-28
10/24	at Raiders	P	5	20	4.0	7	0	4	41	10.3	15	1	L	22-33
10/31	at Lions	P	13	27	2.1	8	0	0	0	0.0	0	0	W	44-6
11/07	Chargers	P	2	3	1.5	2	1	0	0	0.0	0	0	L	24-27
11/14	at Broncos	P	2	5	2.5	5	0	1	9	9.0	9	0	W	30-13
11/21	Saints					ON INACTIVE LIST							W	40-29
11/28	at Giants	P	0	0	0.0	0	0	3	32	10.7	14	0	L	7-13
12/05	at Jets	P	12	54	4.5	18t	1	5	33	6.6	16	0	W	33-18
12/21	Football Team	P	0	0	0.0	0	0	0	0	0.0	0	0	W	27-17
12/26	Giants	P	0	0	0.0	0	0	1	6	6.0	6	0	W	34-10
01/02	at Football Team	P	1	4	4.0	4	0	0	0	0.0	0	0	W	20-16
01/08	Cowboys	S	12	78	6.5	18	1	4	9	2.3	9	0	L	26-51
2021 TOTALS		**16-1**	**68**	**291**	**4.3**	**18T**	**5**	**33**	**253**	**7.7**	**19**	**1**	**9-8**	

2024 GAME-BY-GAME POSTSEASON STATISTICS (EAGLES)

			RUSHING					RECEIVING						
DATE	OPPONENT	P/S	NO.	YDS.	AVG.	LG	TD	NO.	YDS.	AVG.	LG	TD	W/L	SCORE
01/12	Packers	P	3	14	4.7	6	0	0	0	0.0	0	0	W	22-10
01/19	Rams	P	1	10	10.0	10	0	1	10	10.0	10	0	W	28-22
01/26	Commanders	P	3	8	2.7	4	0	2	16	8.0	8	0	W	55-23
02/09	Chiefs	P	6	10	1.7	4	0	0	0	0.0	0	0	W	40-22
2024 TOTALS		**4-0**	**13**	**42**	**3.2**	**10**	**0**	**3**	**26**	**8.7**	**10**	**0**	**4-0**	

2023 GAME-BY-GAME POSTSEASON STATISTICS (EAGLES)

			RUSHING					RECEIVING						
DATE	OPPONENT	P/S	NO.	YDS.	AVG.	LG	TD	NO.	YDS.	AVG.	LG	TD	W/L	SCORE
01/15	at Buccaneers	P	4	3	0.8	4	0	2	10	5.0	9	0	L	9-32
2023 TOTALS		**1-0**	**4**	**3**	**0.8**	**4**	**0**	**2**	**10**	**5.0**	**9**	**0**	**0-1**	

2022 GAME-BY-GAME POSTSEASON STATISTICS (EAGLES)

			RUSHING					RECEIVING						
DATE	OPPONENT	P/S	NO.	YDS.	AVG.	LG	TD	NO.	YDS.	AVG.	LG	TD	W/L	SCORE
01/21	Giants	P	12	112	9.3	35t	1	1	9	9.0	9	0	W	38-7
01/29	49ers	P	14	48	3.4	17	0	2	26	13.0	17	0	W	31-7
02/12	Chiefs	P	7	21	3.0	9	0	4	20	5.0	9	0	L	35-38
2022 TOTALS		**3-0**	**33**	**181**	**5.5**	**35T**	**1**	**7**	**55**	**7.9**	**17**	**0**	**2-1**	

2021 GAME-BY-GAME POSTSEASON STATISTICS (EAGLES)

			RUSHING					RECEIVING						
DATE	OPPONENT	P/S	NO.	YDS.	AVG.	LG	TD	NO.	YDS.	AVG.	LG	TD	W/L	SCORE
01/16	at Buccaneers	P	1	6	6.0	6	0	5	49	9.8	20	1	L	15-31
2021 TOTALS		**1-0**	**1**	**6**	**6.0**	**6**	**0**	**5**	**49**	**9.8**	**20**	**1**	**0-1**	

DERRICK HARMON

DT

99

HEIGHT: 6-4
WEIGHT: 313
BORN: August 3, 2003
COLLEGE: Oregon

HOW ACQUIRED: D1 '25
NFL EXPERIENCE: R
BIRTHPLACE Detroit, MI

PRO CAREER

- Has yet to make NFL debut

TRANSACTIONS

- Drafted by Pittsburgh in the first round (21st overall) of the 2025 NFL Draft

PERSONAL

- Ranked one of the top defensive tackle prospects in the state of Michigan by Rivals.com (No. 3), ESPN.com (No. 3) and 247Sports (No. 3)
- Two-time First Team All-State selection
- Listed among the best overall players in Michigan by ESPN.com (No. 18), 247Sports (No. 24), and Rivals.com (No. 33)
- Rated one of the best defensive tackles in the nation by 247Sports (No. 47) and ESPN.com (No. 48)
- Named one of the top 100 prospects in the Midwest by ESPN.com (No. 87)
- Played for Coach Kevin Rogers at Loyola H.S., starting on both the offensive and defensive line all four years
- Named First Team All-State as a senior by the Michigan High School Football Coaches Association, Associated Press, Detroit Free Press and The Detroit News
- Named to The Detroit News and Detroit Free Press All-Detroit Team
- Helped lead the Bulldogs (8-2) to a district title and a berth in the Division 7 regional finals as a senior in 2020, allowing just one sack to go along with 24 pancake blocks
- Named to the Division 7-8 Associated Press and The Detroit News All-State First Team as a junior
- Honorable Mention All-State selection in 2019 by the Detroit Free Press and a First Team selection to The Detroit News All-Detroit Team

COLLEGE

- Played one season at Oregon (2024), where was named Second Team All-American by Sporting News, Second Team All-American by FWAA and Second Team All-American by Associated Press
- Started all 14 games for the Ducks and racked up a career-high 10.5 tackles for loss, 5.0 sacks, 45 tackles (27 solo), four pass breakups, two forced two fumbles and two fumble recoveries
- Registered eight games with at least 1.0 tackle for loss, and three games with multiple TFLs in 2024
- Made at least one tackle in 13 of 14 games and had 11 multi-tackle performances
- Led all FBS interior defensive linemen with 55 total pressures generated, according to Pro Football Focus, 11 more than any other player
- His 55 pressures generated tied for 12th-most among all FBS players
- Credited with at least three pressures generated in 13 of 14 games, including five games with at least five pressures
- Earned an 83.9 overall grade from PFF, 13th-best among FBS interior defensive linemen
- His 86.3 pass-rush grade from PFF tied for No. 4 among all FBS interior defensive linemen
- Played three seasons at Michigan State (2021-23), where he played in 28 games (15 starts) and recorded 70 tackles, 6.5 tackles for loss and 3.5 sacks

DERRICK HARMON'S NFL REGULAR SEASON DEFENSIVE STATISTICS

				TACKLES								INTERCEPTIONS					O. FUMB				ST					MISC	
DATE	TEAM	GP	GS	TK	S	A	TFL	YDS	SK	YDS	QBH	NO	YDS	LG	TD	PD	FF	FR	TD	YDS	TK	S	A	FF	FR	S	A
2025	Steelers	6	2	13	5	8	1	4	2.0	9.0	4	0	0	0	0	1	0	1	0	0	0	0	0	0	0	0	0
NFL TOTALS		6	2	13	5	8	1	4	2.0	9.0	4	0	0	0	0	1	0	1	0	0	0	0	0	0	0	0	0

SINGLE-GAME HIGHS: DEFENSIVE

Total Tackles	4 vs. Cleveland Browns, Oct 12, 2025
	2 vs. Indianapolis Colts, Nov 02, 2025
	...3 more at 2.
Solo Tackles	2 vs. Indianapolis Colts, Nov 02, 2025
	2 at New England Patriots, Sep 21, 2025
Sacks	1.0 vs. Cleveland Browns, Oct 12, 2025
	1.0 at New England Patriots, Sep 21, 2025
Passes Defensed	1 vs. Minnesota Vikings, Sep 28, 2025
Fumble Recoveries	1 vs. Indianapolis Colts, Nov 02, 2025
Tackles For Loss	1 at New England Patriots, Sep 21, 2025

2025 GAME-BY-GAME REGULAR-SEASON STATISTICS (STEELERS)

			TACKLES								INTERCEPTIONS					O. FUMB				ST					MISC			
DATE	OPPONENT	P/S	TK	S	A	SK	YDS	TFL	YDS	QBH	NO	YDS	LG	TD	PD	FF	FR	TD	YDS	TK	S	A	FF	FR	S	A	W/L	SCORE
09/07	at Jets											ON INACTIVE LIST															W	34-32
09/14	Seahawks											ON INACTIVE LIST															L	17-31
09/21	at Patriots	P	2	2	0	1.0	4.0	1	4	1	0	0	0	0	0	0	0	0	0	0	0	0	0	0	0	0	W	21-14
09/28	Vikings	P	1	0	1	0.0	0.0	0	0	1	0	0	0	0	1	0	0	0	0	0	0	0	0	0	0	0	W	24-21
10/12	Browns	S	4	1	3	1.0	5.0	0	0	2	0	0	0	0	0	0	0	0	0	0	0	0	0	0	0	0	W	23-9
10/16	at Bengals	P	2	0	2	0.0	0.0	0	0	0	0	0	0	0	0	0	0	0	0	0	0	0	0	0	0	0	L	31-33
10/26	Packers	P	2	0	2	0.0	0.0	0	0	0	0	0	0	0	0	0	0	0	0	0	0	0	0	0	0	0	L	25-35
11/02	Colts	S	2	2	0	0.0	0.0	0	0	0	0	0	0	0	0	0	1	0	0	0	0	0	0	0	0	0	W	27-20
2025 TOTALS		**6-2**	**13**	**5**	**8**	**2.0**	**9.0**	**1**	**4**	**4**	**0**	**0**	**0**	**0**	**1**	**0**	**1**	**0**	**0**	**0**	**0**	**0**	**0**	**0**	**0**	**0**	**5-3**	

DERRICK HARMON'S COLLEGE DEFENSIVE STATISTICS

				TACKLES								INTERCEPTIONS					O. FUMB				ST					MISC	
DATE	TEAM	GP	GS	TK	S	A	TFL	YDS	SK	YDS	QBH	NO	YDS	LG	TD	PD	FF	FR	TD	YDS	TK	S	A	FF	FR	S	A
2021	Michigan St.	5	0	1	0	1	0.0	0.0	0.0	0.0	0	0	0	0	0	0	0	0	0	0	0	0	0	0	0	0	0
2022	Michigan St.	12	5	30	8	22	3.0	12.0	2.0	10.0	3	0	0	0	0	1	0	1	0	0	0	0	0	0	0	0	0
2023	Michigan St.	12	10	40	16	24	3.5	10.0	1.5	8.0	2	0	0	0	0	1	1	0	0	0	0	0	0	0	0	0	0
2024	Oregon	14	14	45	27	18	10.5	53.0	5.0	33.0	10	0	0	0	0	2	2	2	0	0	0	0	0	0	0	0	0
TOTALS		**43**	**29**	**116**	**51**	**65**	**17.0**	**75.0**	**8.5**	**51.0**	**15**	**0**	**0**	**0**	**0**	**4**	**3**	**3**	**0**	**0**	**0**	**0**	**0**	**0**	**0**	**0**	**0**

MALIK HARRISON

LB

50

HEIGHT: 6-3
WEIGHT: 255
BORN: March 5, 1998
COLLEGE: Ohio State

HOW ACQUIRED: FA '25
NFL EXPERIENCE: 6th year
BIRTHPLACE Columbus, OH

PRO CAREER

- Has played in 76 regular-season games (34 starts) in his five-year NFL career (Baltimore 2020-24)
- Has registered 44 tackles (28 solo), 10 tackles for loss, 8.5 sacks, 14 quarterback hits, six forced fumbles and two fumble recoveries
- Has recorded five tackles (four solo) on special teams
- Has played in seven career postseason games (four starts)
- Has registered 20 tackles (eight solo), one tackles for loss and one forced fumble
- Made NFL debut in Week 1 of 2020 (vs. Cleveland)
- Made NFL starting debut in Week 1 of 2020 (vs. Cleveland)
- Appeared in 15 regular-season games (seven starts) for Baltimore in 2024, setting career highs in tackles (46), solo tackles (30), sacks (2.0) and tackles for loss (three)
- Added a career-best eight tackles on special teams
- Helped Baltimore's defense rank No. 1 against the run (80.1 yards/game) and No. 2 in both sacks (54.0) and fourth-down efficiency (42.9%)

2024 (RAVENS)

- Played in 15 regular-season games (seven starts)
- Set career highs in tackles (46), solo tackles (30), sacks (2.0), tackles for loss (three) and tackles on special teams (eight)
- Helped Baltimore's defense rank No. 1 against the run (80.1 yards/game), No. 2 in sacks (54.0) and No. 5 (tied) in yards/play allowed (5.2)
- Totaled a playoff career-high seven tackles (five solo), including one for loss, in the Divisional Playoff at Buffalo, helping limit the Bills to 126 passing yards
- Collected a team-high tying six tackles (one solo), including a fourth-quarter sack, in the 35-14 win in Week 15 at N.Y. Giants, helping the defense limit the Giants to 236 total yards (55 rushing, 181 passing) and 2-of-12 (16.7%) on third down
- Logged a game-high and career-high 12 tackles (six solo), including one for loss, in the 30-23 win in Week 12 at L.A. Chargers, helping the defense limit the Chargers to 5-of-14 (35.7%) on third down
- Recorded six tackles (four solo) in Week 11 at Pittsburgh, helping the defense limit the Steelers to 4-of-16 (25%) on third down and 0-of-4 (0%) in red-zone TD efficiency
- Notched four tackles (three solo), including his first-career sack (-6 yards), in the 41-10 win in Week 9 vs. Denver, helping the defense limit the Broncos to a 1-of-4 (25%) red zone TD efficiency

2023 (RAVENS)

- Played in 14 regular-season games (eight starts)
- Registered 17 tackles (11 solo) and one quarterback hit, while adding three tackles on special teams
- Helped the defense become the first unit in NFL history to lead the league in scoring (16.5 points/game), sacks (60.0) and takeaways (31)
- Started and registered four tackles (one solo) for a defense that allowed just three points and 213 total yards (38 rushing, 175 passing) in the Divisional Playoff victory vs. Houston

2022 (RAVENS)

- Played in all 17 regular-season games (eight starts)
- Registered 27 tackles (19 solo) and four tackles on special teams
- Blocked a fourth-quarter 60-yard field-goal attempt to preserve Baltimore's lead 23-20 lead in Week 7 vs. Cleveland
- Helped Baltimore's defense rank in the top-five in four categories: No. 3 in points allowed/game (18.5), No. 3 in defensive red-zone TD% (46.4), No. 3 in rushing yards/game (92.1) and No. 4 in third-down efficiency (34.9%)
- Matched his single-game high in solo tackles (four) in the 24-9 season-opening win at N.Y. Jets; Baltimore's defense limited New York to 2-of-14 (14.3%) on third down

2021 (RAVENS)

- Played in 14 regular-season games (five starts)
- Registered 18 tackles (11 solo) and two tackles for loss for the No. 1 run defense (84.5 yards/game)
- Recorded seven tackles on special teams, helping Baltimore's unit rank No. 1 in Football Outsiders' DVOA rating
- Registered three tackles and one tackle on special teams in the 34-6 win in Week 6 vs. L.A. Chargers, as Baltimore's defense posted a second-half shutout and limited the Chargers to a season-low 208 total yards and six points
- Posted five tackles and one tackle for loss in the 23-7 win in Week 4 at Denver, as Baltimore's defense pitched a second-half shutout and limited the Broncos to a season-low 256 total yards

2020 (RAVENS)

- Played in 16 regular-season games (six starts) during his rookie campaign
- Registered 36 tackles (21 solo), one tackle for loss and one pass defensed, while adding seven tackles on special teams
- Helped Baltimore's defense rank No. 2 in both points allowed (18.9) and third-down efficiency (34.0%)
- Started and made his postseason debut in the 20-13 Wild Card Round win at Tennessee
- Recorded two tackles on defense and assisted on one special teams stop
- Baltimore limited Tennessee to 4-of-12 (33%) on third down and held Derrick Henry to 40 rushing yards on 18 carries (2.2 yards/rush)
- Notched a then-career-high six defensive tackles (three solo) and game-high five tackles (three solo) on special teams in the 24-10 win in Week 9 at Indianapolis; defense pitched a second-half shutout to help secure the team's 10th-consecutive road victory
- Started in his NFL debut, registering four solo tackles and one pass defensed in the season-opening win vs. Cleveland; limited the Browns to 0-for-3 on fourth down and 3-of-12 (25%) on third down

TRANSACTIONS

- Signed two-year contract with Pittsburgh on March 13, 2025
- Signed a one-year contract with Baltimore on March 13, 2024
- Activated from the Reserve/Non-Football Injury (NFI) List on Nov. 27, 2021
- Designated to return from the Reserve/Non-Football Injury (NFI) List Nov. 22, 2021
- Placed on the Reserve/Non-Football Injury (NFI) list on Nov. 1, 2021
- Signed a four-year contract with the Ravens on July 14, 2020
- Drafted by Baltimore in the third round (98th overall) of the 2020 NFL Draft

PERSONAL

- Attended Walnut Ridge H.S. (Ohio), where he was a three-year starting QB and rotated between safety and linebacker on defense (also saw action as a punter)
- Passed for 1,161 yards and eight TDs, also rushing for 897 yards and 15 TDs
- Registered 40 tackles and 5.0 sacks on defense
- Led Walnut Ridge H.S. to its first basketball state title since 1971 during the 2014-15 season
- Won an impromptu team slam dunk contest
- Competed in the long jump, high jump and broke the school record as a member of the 4x200 meter relay team
- Graduated with a degree in human development and family science

COMMUNITY

- Annually hosts a youth football camp for children in his hometown of Columbus, OH, at his alma mater, Walnut Ridge H.S. (2021-24)
- Attended the Ravens' annual Holiday Helpers event at Target to shop for gifts with Baltimore youth in need (2023)
- Purchased turkeys and sides with teammates for families in need around the Thanksgiving holiday (2023)
- Distributed coats and cold-weather gear to individuals at the Helping Up Mission addiction and homeless shelter (2023)
- Joined teammates to sign autographs and play games during the Ravens' A Purple Evening, the team's annual event dedicated to female fans (2023)
- Participated in the organization-wide day of service, Caw to Action (2023)
- Hosted his 2nd annual kids football camp at Reynoldsburg High School in Reynoldsburg, OH (2023)
- Attended the Columbus Chargers football camp (2023)
- Participated in Trading Places, meeting fans and serving as a grounds crew member for Southwest Airlines at BWI Thurgood Marshall Airport (2022)
- Distributed coats and cold-weather gear to individuals at the Helping Up Mission addiction and homeless shelter (2022)
- Joined Jameel McClain's 53 Families Thanksgiving event to serve a warm meal to families in need during the holiday (2022)
- Attended the Ravens High School Football Showdown at City Polytechnic High School to interact and give encouragement to both male and female student athletes (2022)
- Joined teammates to sign autographs and play games during the Ravens' A Purple Evening, the team's annual event dedicated to female fans (2022)
- Participated in the Baltimore Ravens' annual organization-wide volunteer day to establish new educational spaces at Baltimore City's Franklin Square Elementary/Middle School (2022)
- Fully funded by the Ravens Foundation, Inc., the $200,000 investment project featured multiple renovations with the goal to provide inspiring and engaging learning spaces in Baltimore City
- The event was coordinated in partnership with Heart of America, a national nonprofit focused on educational equity through space transformation and resource distribution
- Surprised students in attendance at the CIAA Sports Clinic (2022)
- Attended Playground Groundbreaking of new Ravens-themed playground in Owings Mills (2022)
- Joined teammates to converse and take photos with fans during the Ravens' NFL Draft Party (2022)
- Assisted with director of player engagement Jameel McClain's 53 Families Foundation Football & Fitness Clinic (2022)
- Supported teammate Anthony Levine Sr.'s sixth annual 4Every1 Foundation Turkey Drive by distributing turkeys and sides to families in need (2021)

COLLEGE

- Played in 52 games (28 starts) over four seasons at Ohio State 2016-19)
- Registered 205 tackles (136 solo), 29 tackles for loss, 10.0 sacks, one interception, three fumble recoveries and nine passes defensed
- Helped Ohio State reach three-consecutive outright Big Ten championships (2017-19)
- Led the team in tackles as both a senior (75) and junior (81)
- Collected 16.5 tackles for loss in his senior campaign
- Only Andy Katzenmoyer (23, 1996), Ryan Shazier (17, 2012 and 22.5, 2013) and Matt Wilhelm (19.5, 2002) had more tackles for loss from the LB position in Buckeyes' single-season history
- Named first-team All-Big Ten by coaches (2019), third-team All-American by the AP (2019), honorable mention All-Big Ten by coaches and media (2018) and OSU Scholar Athlete (2016)

MALIK HARRISON'S NFL REGULAR SEASON DEFENSIVE STATISTICS

				TACKLES							INTERCEPTIONS					O. FUMB				ST					MISC	
DATE	TEAM	GP	GS	TK	S	A	TFL	YDS	SK	YDS	QBH	NO	YDS	LG	TD	PD	FF	FR	TD	YDS	TK	S	A	FF	FR	S	A
2020	Ravens	16	7	36	21	15	1	1	0.0	0.0	0	0	0	0	0	1	0	0	0	0	8	5	3	0	0	0	0
2021	Ravens	14	5	18	11	7	2	3	0.0	0.0	0	0	0	0	0	0	0	0	0	0	7	3	4	0	0	0	0
2022	Ravens	17	8	27	19	8	1	5	0.0	0.0	0	0	0	0	0	0	0	0	0	0	4	1	3	0	0	0	0
2023	Ravens	14	8	17	11	6	0	0	0.0	0.0	1	0	0	0	0	0	0	0	0	0	3	2	1	0	0	0	0
2024	Ravens	15	7	46	16	30	3	10	2.0	8.0	3	0	0	0	0	0	0	0	0	0	8	6	2	0	0	0	0
2025	Steelers	2	1	2	1	1	0	0	0.0	0.0	0	0	0	0	0	0	0	0	0	0	3	2	1	0	0	0	0
NFL TOTALS		**78**	**36**	**146**	**79**	**67**	**7**	**19**	**2.0**	**8.0**	**4**	**0**	**0**	**0**	**0**	**1**	**0**	**0**	**0**	**0**	**33**	**19**	**14**	**0**	**0**	**0**	**0**

MALIK HARRISON'S NFL POSTSEASON DEFENSIVE STATISTICS

				TACKLES							INTERCEPTIONS					O. FUMB				ST					MISC	
DATE	TEAM	GP	GS	TK	S	A	TFL	YDS	SK	YDS	QBH	NO	YDS	LG	TD	PD	FF	FR	TD	YDS	TK	S	A	FF	FR	S	A
2020	Ravens	2	1	2	0	2	0	0	0.0	0.0	0	0	0	0	0	0	0	0	0	0	2	0	2	0	0	0	0
2022	Ravens	1	0	0	0	0	0	0	0.0	0.0	0	0	0	0	0	0	0	0	0	0	0	0	0	0	0	0	0
2023	Ravens	2	1	7	1	6	0	0	0.0	0.0	0	0	0	0	0	0	0	0	0	0	1	1	0	1	0	0	0
2024	Ravens	2	2	11	7	4	1	1	0.0	0.0	0	0	0	0	0	0	0	0	0	0	0	0	0	0	0	0	0
NFL TOTALS		**7**	**4**	**20**	**8**	**12**	**1**	**1**	**0.0**	**0.0**	**0**	**0**	**0**	**0**	**0**	**0**	**0**	**0**	**0**	**0**	**3**	**1**	**2**	**1**	**0**	**0**	**0**

SINGLE-GAME HIGHS: DEFENSIVE

Total Tackles
12 at Los Angeles Chargers, Nov 25, 2024
7 vs. Tennessee Titans, Nov 22, 2020

Solo Tackles
6 at Los Angeles Chargers, Nov 25, 2024
4 at Pittsburgh Steelers, Nov 17, 2024
...4 more at 4.

Sacks
1.0 at New York Giants, Dec 15, 2024
1.0 vs. Denver Broncos, Nov 03, 2024

Passes Defensed
1 vs. Cleveland Browns, Sep 13, 2020

Tackles For Loss
1 at New York Giants, Dec 15, 2024
1 at Los Angeles Chargers, Nov 25, 2024
...5 more at 1.

Special Teams Tackles
5 at Indianapolis Colts, Nov 08, 2020
2 at New York Jets, Sep 07, 2025
...4 more at 2.

SINGLE-GAME HIGHS - POSTSEASON: DEFENSIVE

Total Tackles
7 at Buffalo Bills, Jan 19, 2025
4 vs. Pittsburgh Steelers, Jan 11, 2025
4 vs. Houston Texans, Jan 20, 2024
3 vs. Kansas City Chiefs, Jan 28, 2024
2 at Tennessee Titans, Jan 10, 2021

Solo Tackles
5 at Buffalo Bills, Jan 19, 2025
2 vs. Pittsburgh Steelers, Jan 11, 2025
1 vs. Houston Texans, Jan 20, 2024

Tackles For Loss
1 at Buffalo Bills, Jan 19, 2025

Special Teams Tackles
1 vs. Houston Texans, Jan 20, 2024
1 at Buffalo Bills, Jan 16, 2021
1 at Tennessee Titans, Jan 10, 2021

Special Teams Forced Fumbles
1 vs. Houston Texans, Jan 20, 2024

2025 GAME-BY-GAME REGULAR-SEASON STATISTICS (STEELERS)

			TACKLES									INTERCEPTIONS					O. FUMB				ST					MISC			
DATE	OPPONENT	P/S	TK	S	A	SK	YDS	TFL	YDS	QBH	NO	YDS	LG	TD	PD	FF	FR	TD	YDS	TK	S	A	FF	FR	S	A	W/L	SCORE
09/07	at Jets	P	0	0	0	0.0	0.0	0	0	0	0	0	0	0	0	0	0	0	0	2	1	1	0	0	0	0	W	34-32
09/14	Seahawks										INJURED RESERVE																L	17-31
09/21	at Patriots										INJURED RESERVE																W	21-14
09/28	Vikings										INJURED RESERVE																W	24-21
10/12	Browns										INJURED RESERVE																W	23-9
10/16	at Bengals										INJURED RESERVE - DESIGNATED FOR RETURN																L	31-33
10/26	Packers										INJURED RESERVE - DESIGNATED FOR RETURN																L	25-35
11/02	Colts	S	2	1	1	0.0	0.0	0	0	0	0	0	0	0	0	0	0	0	0	1	1	0	0	0	0	0	W	27-20
2025 TOTALS		**2-1**	**2**	**1**	**1**	**0.0**	**0.0**	**0**	**0**	**0**	**0**	**0**	**0**	**0**	**0**	**0**	**0**	**0**	**0**	**3**	**2**	**1**	**0**	**0**	**0**	**0**	**5-3**	

2024 GAME-BY-GAME REGULAR-SEASON STATISTICS (RAVENS)

			TACKLES									INTERCEPTIONS					O. FUMB				ST					MISC			
DATE	OPPONENT	P/S	TK	S	A	SK	YDS	TFL	YDS	QBH	NO	YDS	LG	TD	PD	FF	FR	TD	YDS	TK	S	A	FF	FR	S	A	W/L	SCORE
09/05	at Chiefs	P	2	1	1	0.0	0.0	0	0	0	0	0	0	0	0	0	0	0	0	0	0	0	0	0	0	0	L	20-27
09/15	Raiders	P	2	0	2	0.0	0.0	0	0	0	0	0	0	0	0	0	0	0	0	0	0	0	0	0	0	0	L	23-26
09/22	at Cowboys	P	1	0	1	0.0	0.0	0	0	0	0	0	0	0	0	0	0	0	0	1	1	0	0	0	0	0	W	28-25
09/29	Bills	P	3	1	2	0.0	0.0	0	0	0	0	0	0	0	0	0	0	0	0	1	0	1	0	0	0	0	W	35-10
10/06	at Bengals	P	0	0	0	0.0	0.0	0	0	0	0	0	0	0	0	0	0	0	0	0	0	0	0	0	0	0	W	41-38+
10/13	Commanders										ON INACTIVE LIST																W	30-23
10/21	at Buccaneers										ON INACTIVE LIST																W	41-31
10/27	at Browns	P	3	0	3	0.0	0.0	0	0	0	0	0	0	0	0	0	0	0	0	0	0	0	0	0	0	0	L	24-29
11/03	Broncos	P	4	3	1	1.0	6.0	1	6	0	0	0	0	0	0	0	0	0	0	0	0	0	0	0	0	0	W	41-10
11/07	Bengals	P	0	0	0	0.0	0.0	0	0	0	0	0	0	0	0	0	0	0	0	1	1	0	0	0	0	0	W	35-34
11/17	at Steelers	S	6	4	2	0.0	0.0	0	0	0	0	0	0	0	0	0	0	0	0	0	0	0	0	0	0	0	L	16-18
11/25	at Chargers	S	12	6	6	0.0	0.0	1	2	0	0	0	0	0	0	0	0	0	0	1	1	0	0	0	0	0	W	30-23
12/01	Eagles	S	2	0	2	0.0	0.0	0	0	0	0	0	0	0	0	0	0	0	0	0	0	0	0	0	0	0	L	19-24
12/15	at Giants	S	6	1	5	1.0	2.0	1	2	2	0	0	0	0	0	0	0	0	0	2	1	1	0	0	0	0	W	35-14
12/21	Steelers	S	2	0	2	0.0	0.0	0	0	0	0	0	0	0	0	0	0	0	0	1	1	0	0	0	0	0	W	34-17
12/25	at Texans	S	1	0	1	0.0	0.0	0	0	1	0	0	0	0	0	0	0	0	0	0	0	0	0	0	0	0	W	31-2
01/04	Browns	S	2	0	2	0.0	0.0	0	0	0	0	0	0	0	0	0	0	0	0	1	1	0	0	0	0	0	W	35-10
2024 TOTALS		**15-7**	**46**	**16**	**30**	**2.0**	**8.0**	**3**	**10**	**3**	**0**	**0**	**0**	**0**	**0**	**0**	**0**	**0**	**0**	**8**	**6**	**2**	**0**	**0**	**0**	**0**	**12-5**	

+ - Overtime

2023 GAME-BY-GAME REGULAR-SEASON STATISTICS (RAVENS)

			TACKLES									INTERCEPTIONS					O. FUMB				ST					MISC			
DATE	OPPONENT	P/S	TK	S	A	SK	YDS	TFL	YDS	QBH	NO	YDS	LG	TD	PD	FF	FR	TD	YDS	TK	S	A	FF	FR	S	A	W/L	SCORE
09/10	Texans	S	2	1	1	0.0	0.0	0	0	0	0	0	0	0	0	0	0	0	0	0	0	0	0	0	0	0	W	25-9
09/17	at Bengals	P	1	1	0	0.0	0.0	0	0	0	0	0	0	0	0	0	0	0	0	0	0	0	0	0	0	0	W	27-24
09/24	Colts	P	0	0	0	0.0	0.0	0	0	0	0	0	0	0	0	0	0	0	0	0	0	0	0	0	0	0	L	19-22+
10/01	at Browns	P	2	1	1	0.0	0.0	0	0	1	0	0	0	0	0	0	0	0	0	1	1	0	0	0	0	0	W	28-3
10/08	at Steelers	S	2	1	1	0.0	0.0	0	0	0	0	0	0	0	0	0	0	0	0	0	0	0	0	0	0	0	L	10-17
10/15	at Titans	P	3	1	2	0.0	0.0	0	0	0	0	0	0	0	0	0	0	0	0	0	0	0	0	0	0	0	W	24-16
10/22	Lions	S	1	1	0	0.0	0.0	0	0	0	0	0	0	0	0	0	0	0	0	0	0	0	0	0	0	0	W	38-6
10/29	at Cardinals	P	3	2	1	0.0	0.0	0	0	0	0	0	0	0	0	0	0	0	0	1	1	0	0	0	0	0	W	31-24
11/05	Seahawks	S	0	0	0	0.0	0.0	0	0	0	0	0	0	0	0	0	0	0	0	0	0	0	0	0	0	0	W	37-3
11/12	Browns	S	0	0	0	0.0	0.0	0	0	0	0	0	0	0	0	0	0	0	0	0	0	0	0	0	0	0	L	31-33
11/16	Bengals	P	2	2	0	0.0	0.0	0	0	0	0	0	0	0	0	0	0	0	0	0	0	0	0	0	0	0	W	34-20
11/26	at Chargers										ON INACTIVE LIST																W	20-10
12/10	Rams										ON INACTIVE LIST																W	37-31+
12/17	at Jaguars	S	0	0	0	0.0	0.0	0	0	0	0	0	0	0	0	0	0	0	0	1	0	1	0	0	0	0	W	23-7
12/25	at 49ers	S	0	0	0	0.0	0.0	0	0	0	0	0	0	0	0	0	0	0	0	0	0	0	0	0	0	0	W	33-19
12/31	Dolphins	S	1	1	0	0.0	0.0	0	0	0	0	0	0	0	0	0	0	0	0	0	0	0	0	0	0	0	W	56-19
01/06	Steelers										ON INACTIVE LIST																L	10-17
2023 TOTALS		**14-8**	**17**	**11**	**6**	**0.0**	**0.0**	**0**	**0**	**1**	**0**	**0**	**0**	**0**	**0**	**0**	**0**	**0**	**0**	**3**	**2**	**1**	**0**	**0**	**0**	**0**	**13-4**	

+ - Overtime

2022 GAME-BY-GAME REGULAR-SEASON STATISTICS (RAVENS)

			TACKLES								INTERCEPTIONS					O. FUMB				ST					MISC			
DATE	OPPONENT	P/S	TK	S	A	SK	YDS	TFL	YDS	QBH	NO	YDS	LG	TD	PD	FF	FR	TD	YDS	TK	S	A	FF	FR	S	A	W/L	SCORE
09/11	at Jets	S	5	4	1	0.0	0.0	0	0	0	0	0	0	0	0	0	0	0	0	0	0	0	0	0	0	0	W	24-9
09/18	Dolphins	S	1	0	1	0.0	0.0	0	0	0	0	0	0	0	0	0	0	0	0	0	0	0	0	0	0	0	L	38-42
09/25	at Patriots	P	1	0	1	0.0	0.0	0	0	0	0	0	0	0	0	0	0	0	0	0	0	0	0	0	0	0	W	37-26
10/02	Bills	P	0	0	0	0.0	0.0	0	0	0	0	0	0	0	0	0	0	0	0	1	0	1	0	0	0	0	L	20-23
10/09	Bengals	P	4	3	1	0.0	0.0	0	0	0	0	0	0	0	0	0	0	0	0	0	0	0	0	0	0	0	W	19-17
10/16	at Giants	S	5	4	1	0.0	0.0	1	5	0	0	0	0	0	0	0	0	0	0	0	0	0	0	0	0	0	L	20-24
10/23	Browns	S	1	0	1	0.0	0.0	0	0	0	0	0	0	0	0	0	0	0	0	0	0	0	0	0	0	0	W	23-20
10/27	at Buccaneers	S	3	2	1	0.0	0.0	0	0	0	0	0	0	0	0	0	0	0	0	0	0	0	0	0	0	0	W	27-22
11/07	at Saints	S	2	2	0	0.0	0.0	0	0	0	0	0	0	0	0	0	0	0	0	0	0	0	0	0	0	0	W	27-13
11/20	Panthers	S	0	0	0	0.0	0.0	0	0	0	0	0	0	0	0	0	0	0	0	1	1	0	0	0	0	0	W	13-3
11/27	at Jaguars	S	1	0	1	0.0	0.0	0	0	0	0	0	0	0	0	0	0	0	0	0	0	0	0	0	0	0	L	27-28
12/04	Broncos	P	0	0	0	0.0	0.0	0	0	0	0	0	0	0	0	0	0	0	0	0	0	0	0	0	0	0	W	10-9
12/11	at Steelers	P	0	0	0	0.0	0.0	0	0	0	0	0	0	0	0	0	0	0	0	0	0	0	0	0	0	0	W	16-14
12/17	at Browns	P	4	4	0	0.0	0.0	0	0	0	0	0	0	0	0	0	0	0	0	0	0	0	0	0	0	0	L	3-13
12/24	Falcons	P	0	0	0	0.0	0.0	0	0	0	0	0	0	0	0	0	0	0	0	2	0	2	0	0	0	0	W	17-9
01/01	Steelers	P	0	0	0	0.0	0.0	0	0	0	0	0	0	0	0	0	0	0	0	0	0	0	0	0	0	0	L	13-16
01/08	at Bengals	P	0	0	0	0.0	0.0	0	0	0	0	0	0	0	0	0	0	0	0	0	0	0	0	0	0	0	L	16-27
2022 TOTALS		**17-8**	**27**	**19**	**8**	**0.0**	**0.0**	**1**	**5**	**0**	**0**	**0**	**0**	**0**	**0**	**0**	**0**	**0**	**0**	**4**	**1**	**3**	**0**	**0**	**0**	**0**	**10-7**	

2021 GAME-BY-GAME REGULAR-SEASON STATISTICS (RAVENS)

			TACKLES								INTERCEPTIONS					O. FUMB				ST					MISC			
DATE	OPPONENT	P/S	TK	S	A	SK	YDS	TFL	YDS	QBH	NO	YDS	LG	TD	PD	FF	FR	TD	YDS	TK	S	A	FF	FR	S	A	W/L	SCORE
09/13	at Raiders	S	3	3	0	0.0	0.0	0	0	0	0	0	0	0	0	0	0	0	0	0	0	0	0	0	0	0	L	27-33+
09/19	Chiefs	S	3	2	1	0.0	0.0	0	0	0	0	0	0	0	0	0	0	0	0	0	0	0	0	0	0	0	W	36-35
09/26	at Lions	S	1	1	0	0.0	0.0	1	3	0	0	0	0	0	0	0	0	0	0	1	1	0	0	0	0	0	W	19-17
10/03	at Broncos	S	5	2	3	0.0	0.0	1	0	0	0	0	0	0	0	0	0	0	0	0	0	0	0	0	0	0	W	23-7
10/11	Colts	S	2	1	1	0.0	0.0	0	0	0	0	0	0	0	0	0	0	0	0	1	0	1	0	0	0	0	W	31-25+
10/17	Chargers	P	3	1	2	0.0	0.0	0	0	0	0	0	0	0	0	0	0	0	0	2	1	1	0	0	0	0	W	34-6
10/24	Bengals	P	1	1	0	0.0	0.0	0	0	0	0	0	0	0	0	0	0	0	0	0	0	0	0	0	0	0	L	17-41
11/07	Vikings													RESERVE/NFIN													W	34-31+
11/11	at Dolphins													RESERVE/NFIN													L	10-22
11/21	at Bears													INJURED RESERVE - DESIGNATED FOR RETURN													W	16-13
11/28	Browns	P	0	0	0	0.0	0.0	0	0	0	0	0	0	0	0	0	0	0	0	0	0	0	0	0	0	0	W	16-10
12/05	at Steelers	P	0	0	0	0.0	0.0	0	0	0	0	0	0	0	0	0	0	0	0	2	1	1	0	0	0	0	L	19-20
12/12	at Browns	P	0	0	0	0.0	0.0	0	0	0	0	0	0	0	0	0	0	0	0	0	0	0	0	0	0	0	L	22-24
12/19	Packers	P	0	0	0	0.0	0.0	0	0	0	0	0	0	0	0	0	0	0	0	0	0	0	0	0	0	0	L	30-31
12/26	at Bengals	P	0	0	0	0.0	0.0	0	0	0	0	0	0	0	0	0	0	0	0	1	0	1	0	0	0	0	L	21-41
01/02	Rams	P	0	0	0	0.0	0.0	0	0	0	0	0	0	0	0	0	0	0	0	0	0	0	0	0	0	0	L	19-20
01/09	Steelers	P	0	0	0	0.0	0.0	0	0	0	0	0	0	0	0	0	0	0	0	0	0	0	0	0	0	0	L	13-16+
2021 TOTALS		**14-5**	**18**	**11**	**7**	**0.0**	**0.0**	**2**	**3**	**0**	**0**	**0**	**0**	**0**	**0**	**0**	**0**	**0**	**0**	**7**	**3**	**4**	**0**	**0**	**0**	**0**	**8-9**	

+ - Overtime

2020 GAME-BY-GAME REGULAR-SEASON STATISTICS (RAVENS)

			TACKLES								INTERCEPTIONS					O. FUMB				ST					MISC			
DATE	OPPONENT	P/S	TK	S	A	SK	YDS	TFL	YDS	QBH	NO	YDS	LG	TD	PD	FF	FR	TD	YDS	TK	S	A	FF	FR	S	A	W/L	SCORE
09/13	Browns	S	4	4	0	0.0	0.0	0	0	0	0	0	0	0	1	0	0	0	0	0	0	0	0	0	0	0	W	38-6
09/20	at Texans	S	1	1	0	0.0	0.0	0	0	0	0	0	0	0	0	0	0	0	0	0	0	0	0	0	0	0	W	33-16
09/28	Chiefs	P	3	2	1	0.0	0.0	0	0	0	0	0	0	0	0	0	0	0	0	0	0	0	0	0	0	0	L	20-34
10/04	at Football Team	P	1	1	0	0.0	0.0	0	0	0	0	0	0	0	0	0	0	0	0	0	0	0	0	0	0	0	W	31-17
10/11	Bengals	P	3	2	1	0.0	0.0	0	0	0	0	0	0	0	0	0	0	0	0	0	0	0	0	0	0	0	W	27-3
10/18	at Eagles	P	0	0	0	0.0	0.0	0	0	0	0	0	0	0	0	0	0	0	0	1	0	1	0	0	0	0	W	30-28
11/01	Steelers	P	3	1	2	0.0	0.0	0	0	0	0	0	0	0	0	0	0	0	0	0	0	0	0	0	0	0	L	24-28
11/08	at Colts	S	6	3	3	0.0	0.0	0	0	0	0	0	0	0	0	0	0	0	0	5	3	2	0	0	0	0	W	24-10
11/15	at Patriots	S	2	0	2	0.0	0.0	0	0	0	0	0	0	0	0	0	0	0	0	0	0	0	0	0	0	0	L	17-23
11/22	Titans	S	7	3	4	0.0	0.0	1	1	0	0	0	0	0	0	0	0	0	0	0	0	0	0	0	0	0	L	24-30+
12/02	at Steelers	P	0	0	0	0.0	0.0	0	0	0	0	0	0	0	0	0	0	0	0	0	0	0	0	0	0	0	L	14-19
12/08	Cowboys	P	2	1	1	0.0	0.0	0	0	0	0	0	0	0	0	0	0	0	0	0	0	0	0	0	0	0	W	34-17
12/14	at Browns	P	0	0	0	0.0	0.0	0	0	0	0	0	0	0	0	0	0	0	0	0	0	0	0	0	0	0	W	47-42
12/20	Jaguars	S	1	1	0	0.0	0.0	0	0	0	0	0	0	0	0	0	0	0	0	0	0	0	0	0	0	0	W	40-14
12/27	Giants	S	2	2	0	0.0	0.0	0	0	0	0	0	0	0	0	0	0	0	0	1	1	0	0	0	0	0	W	27-13
01/03	at Bengals	P	1	0	1	0.0	0.0	0	0	0	0	0	0	0	0	0	0	0	0	1	1	0	0	0	0	0	W	38-3
2020 TOTALS		**16-7**	**36**	**21**	**15**	**0.0**	**0.0**	**1**	**1**	**0**	**0**	**0**	**0**	**0**	**1**	**0**	**0**	**0**	**0**	**8**	**5**	**3**	**0**	**0**	**0**	**0**	**11-5**	

+ - Overtime

2024 GAME-BY-GAME POSTSEASON STATISTICS (RAVENS)

			TACKLES								INTERCEPTIONS					O. FUMB				ST					MISC			
DATE	OPPONENT	P/S	TK	S	A	SK	YDS	TFL	YDS	QBH	NO	YDS	LG	TD	PD	FF	FR	TD	YDS	TK	S	A	FF	FR	S	A	W/L	SCORE
01/11	Steelers	S	4	2	2	0.0	0.0	0	0	0	0	0	0	0	0	0	0	0	0	0	0	0	0	0	0	0	W	28-14
01/19	at Bills	S	7	5	2	0.0	0.0	1	1	0	0	0	0	0	0	0	0	0	0	0	0	0	0	0	0	0	L	25-27
2024 TOTALS		**2-2**	**11**	**7**	**4**	**0.0**	**0.0**	**1**	**1**	**0**	**0**	**0**	**0**	**0**	**0**	**0**	**0**	**0**	**0**	**0**	**0**	**0**	**0**	**0**	**0**	**0**	**1-1**	

2023 GAME-BY-GAME POSTSEASON STATISTICS (RAVENS)

			TACKLES								INTERCEPTIONS					O. FUMB				ST					MISC			
DATE	OPPONENT	P/S	TK	S	A	SK	YDS	TFL	YDS	QBH	NO	YDS	LG	TD	PD	FF	FR	TD	YDS	TK	S	A	FF	FR	S	A	W/L	SCORE
01/20	Texans	S	4	1	3	0.0	0.0	0	0	0	0	0	0	0	0	0	0	0	0	1	1	0	1	0	0	0	W	34-10
01/28	Chiefs	P	3	0	3	0.0	0.0	0	0	0	0	0	0	0	0	0	0	0	0	0	0	0	0	0	0	0	L	10-17
2023 TOTALS		**2-1**	**7**	**1**	**6**	**0.0**	**0.0**	**0**	**0**	**0**	**0**	**0**	**0**	**0**	**0**	**0**	**0**	**0**	**0**	**1**	**1**	**0**	**1**	**0**	**0**	**0**	**1-1**	

2022 GAME-BY-GAME POSTSEASON STATISTICS (RAVENS)

			TACKLES								INTERCEPTIONS					O. FUMB				ST					MISC			
DATE	OPPONENT	P/S	TK	S	A	SK	YDS	TFL	YDS	QBH	NO	YDS	LG	TD	PD	FF	FR	TD	YDS	TK	S	A	FF	FR	S	A	W/L	SCORE
01/15	at Bengals	P	0	0	0	0.0	0.0	0	0	0	0	0	0	0	0	0	0	0	0	0	0	0	0	0	0	0	L	17-24
2022 TOTALS		**1-0**	**0**	**0**	**0**	**0.0**	**0.0**	**0**	**0**	**0**	**0**	**0**	**0**	**0**	**0**	**0**	**0**	**0**	**0**	**0**	**0**	**0**	**0**	**0**	**0**	**0**	**0-1**	

2020 GAME-BY-GAME POSTSEASON STATISTICS (RAVENS)

			TACKLES								INTERCEPTIONS					O. FUMB				ST					MISC			
DATE	OPPONENT	P/S	TK	S	A	SK	YDS	TFL	YDS	QBH	NO	YDS	LG	TD	PD	FF	FR	TD	YDS	TK	S	A	FF	FR	S	A	W/L	SCORE
01/10	at Titans	S	2	0	2	0.0	0.0	0	0	0	0	0	0	0	0	0	0	0	0	1	0	1	0	0	0	0	W	20-13
01/16	at Bills	P	0	0	0	0.0	0.0	0	0	0	0	0	0	0	0	0	0	0	0	1	0	1	0	0	0	0	L	3-17
2020 TOTALS		**2-1**	**2**	**0**	**2**	**0.0**	**0.0**	**0**	**0**	**0**	**0**	**0**	**0**	**0**	**0**	**0**	**0**	**0**	**0**	**2**	**0**	**2**	**0**	**0**	**0**	**0**	**1-1**	



NICK HERBIG

LB

51

HEIGHT: 6-2
WEIGHT: 240
BORN: November 21, 2001
COLLEGE: Wisconsin

HOW ACQUIRED: D4 '23
NFL EXPERIENCE: 3rd year
BIRTHPLACE Kauai, HI

PRO CAREER

- Has played in 30 regular-season games (five starts) in his two-year NFL career (Pittsburgh 2023-2024)
- Has registered 44 tackles (28 solo), 10 tackles for loss, 8.5 sacks, 14 quarterback hits, six forced fumbles and two fumble recoveries
- Has recorded five tackles (four solo) on special teams
- Made NFL start in Week 4 of 2024 (at Indianapolis)
- Made NFL debut in Week 1 of 2023 (vs. San Francisco)

2024 (STEELERS)

- Played in 13 regular-season games (5 starts)
- Registered 22 tackles (13 solo), 5.5 sacks, 11 quarterback hits, four forced fumbles and five tackles for loss
- Recorded a career high 2.0 sacks Week 3 vs. Chargers and a forced fumble
- Recovered a forced fumble Week 5 vs. Dallas
- Recorded a forced fumble in three consecutive games vs all three AFC North opponents (Week 11, Week 12, Week 13)

2023 (STEELERS)

- Played in 17 regular-season games (no starts)
- Registered 22 tackles (15 solo), 3.0 sacks, three quarterback hits, two forced fumbles, one fumble recovery and five tackles for loss

TRANSACTIONS

- Signed four-year contract with Pittsburgh on May 13, 2023
- Drafted by the Steelers in the fourth round (132nd overall) of the 2023 NFL Draft

PERSONAL

- Four-star recruit by 247 Sports, ESPN and Rivals
- All-Hawaii Open Division Defensive Player of the Year as a senior in 2019
- Earned invitation to 2020 Polynesian Bowl
- Two-time all-state selection
- Led Saint Louis School to four consecutive Open Division state championships
- Also played basketball in high school
- Coach was Cal Lee
- Parents are Robyn and Bruce Herbig
- Has two brothers, Jake and Nate
- Brother Nate played football at Stanford and is currently a guard for the Pittsburgh Steelers
- Moved into his grandparents' house before high school to play at famed Saint Louis School in Honolulu, which produced Marcus Mariota, Tua Tagovailoa and others
- Lived away from his parents (who lived on the island of Oahu)

COLLEGE

- Appeared in 31 games (31 starts) at Wisconsin (2020-22)
- Recorded 137 tackles (96 solo), 36.0 tackles for loss, 21.0 sacks, seven pass breakups, four forced fumbles and two fumble recoveries
- 2022 All-Big Ten first team (consensus)
- 2022 CBS Sports All-American second team
- 2022 Walter Camp All-American second team
- 2022 AFCA All-American second team
- 2022 Associated Press All-American third team
- Played in 11 games (11 starts) games at outside linebacker in 2022
- Led the Badgers with 11.0 sacks and 15.5 TFLs while ranking sixth on the team in tackles (47)
- Led the nation with 1.0 sacks per game
- His 15.5 TFLs led the Big Ten and ranked 18th in the country
- His 1.0 sacks per game were the most for a Badger since Tarek Saleh in 1996
- His 11.0 sacks were the most in a single season for Wisconsin since Zack Baun recorded 12.5 in 2019
- Began the season with a 2.0-sack performance vs. Illinois State
- Recorded sacks vs. Washington State and New Mexico State
- Registered seven solo tackles and a sack at Northwestern
- Totaled 3.0 TFLs and 2.0 sacks vs. Maryland
- Dominant at Iowa, totaling 3.0 sacks, eight tackles and a forced fumble

NICK HERBIG'S NFL REGULAR SEASON DEFENSIVE STATISTICS

				TACKLES								INTERCEPTIONS					O. FUMB				ST					MISC	
DATE	TEAM	GP	GS	TK	S	A	TFL	YDS	SK	YDS	QBH	NO	YDS	LG	TD	PD	FF	FR	TD	YDS	TK	S	A	FF	FR	S	A
2023	Steelers	17	0	22	15	7	5	18	3.0	24.0	3	0	0	0	0	0	2	1	0	0	5	4	1	0	0	0	0
2024	Steelers	13	5	22	13	9	5	41	5.5	41.5	11	0	0	0	0	0	4	1	0	0	0	0	0	0	1	0	0
2025	Steelers	7	2	17	12	5	6	38	4.5	34.0	14	1	41	41	0	2	2	0	0	0	0	0	0	0	0	0	0
NFL TOTALS		37	7	61	40	21	16	97	13.0	99.5	28	1	41	41	0	2	8	2	0	0	5	4	1	0	1	0	0

NICK HERBIG'S NFL POSTSEASON DEFENSIVE STATISTICS

				TACKLES								INTERCEPTIONS					O. FUMB				ST					MISC	
DATE	TEAM	GP	GS	TK	S	A	TFL	YDS	SK	YDS	QBH	NO	YDS	LG	TD	PD	FF	FR	TD	YDS	TK	S	A	FF	FR	S	A
2023	Steelers	1	0	0	0	0	0	0	0.0	0.0	0	0	0	0	0	0	0	0	0	0	1	1	0	0	0	0	0
2024	Steelers	1	0	0	0	0	0	0	0.0	0.0	0	0	0	0	0	0	0	0	0	0	0	0	0	0	0	0	0
NFL TOTALS		2	0	0	0	0	0	0	0.0	0.0	0	0	0	0	0	0	0	0	0	0	1	1	0	0	0	0	0

SINGLE-GAME HIGHS: DEFENSIVE

Total Tackles
6 vs. New England Patriots, Dec 07, 2023
5 vs. Minnesota Vikings, Sep 28, 2025
...1 more at 5.

Solo Tackles
4 vs. New England Patriots, Dec 07, 2023
3 vs. Minnesota Vikings, Sep 28, 2025
...2 more at 3.

Sacks
2.0 vs. Cleveland Browns, Oct 12, 2025
2.0 vs. Los Angeles Chargers, Sep 22, 2024

Passes Defensed
1 vs. Cleveland Browns, Oct 12, 2025
1 vs. Seattle Seahawks, Sep 14, 2025

Forced Fumbles
1 vs. Green Bay Packers, Oct 26, 2025
1 at New England Patriots, Sep 21, 2025
...6 more at 1.

Fumble Recoveries
1 at Seattle Seahawks, Dec 31, 2023

Tackles For Loss
2 vs. Cleveland Browns, Oct 12, 2025
2 vs. Seattle Seahawks, Sep 14, 2025
...1 more at 2.

Special Teams Tackles
1 vs. New England Patriots, Dec 07, 2023
1 at Cleveland Browns, Nov 19, 2023
...3 more at 1.

2025 GAME-BY-GAME REGULAR-SEASON STATISTICS (STEELERS)

				TACKLES								INTERCEPTIONS					O. FUMB				ST					MISC			
DATE	OPPONENT	P/S	TK	S	A	SK	YDS	TFL	YDS	QBH	NO	YDS	LG	TD	PD	FF	FR	TD	YDS	TK	S	A	FF	FR	S	A	W/L	SCORE
09/07	at Jets										ON INACTIVE LIST																W	34-32
09/14	Seahawks	P	3	2	1	0.0	0.0	2	8	1	1	41	41	0	1	0	0	0	0	0	0	0	0	0	0	0	L	17-31
09/21	at Patriots	S	2	1	1	1.0	4.0	1	4	4	0	0	0	0	0	1	0	0	0	0	0	0	0	0	0	0	W	21-14
09/28	Vikings	S	5	3	2	1.5	13.0	1	9	3	0	0	0	0	0	0	0	0	0	0	0	0	0	0	0	0	W	24-21
10/12	Browns	P	2	2	0	2.0	17.0	2	17	4	0	0	0	0	1	0	0	0	0	0	0	0	0	0	0	0	W	23-9
10/16	at Bengals	P	2	1	1	0.0	0.0	0	0	1	0	0	0	0	0	0	0	0	0	0	0	0	0	0	0	0	L	31-33
10/26	Packers	P	2	2	0	0.0	0.0	0	0	1	0	0	0	0	0	1	0	0	0	0	0	0	0	0	0	0	L	25-35
11/02	Colts	P	1	1	0	0.0	0.0	0	0	0	0	0	0	0	0	0	0	0	0	0	0	0	0	0	0	0	W	27-20
2025 TOTALS		7-2	17	12	5	4.5	34.0	6	38	14	1	41	41	0	2	2	0	0	0	0	0	0	0	0	0	0	5-3	

2024 GAME-BY-GAME REGULAR-SEASON STATISTICS (STEELERS)

				TACKLES								INTERCEPTIONS					O. FUMB				ST					MISC			
DATE	OPPONENT	P/S	TK	S	A	SK	YDS	TFL	YDS	QBH	NO	YDS	LG	TD	PD	FF	FR	TD	YDS	TK	S	A	FF	FR	S	A	W/L/T	SCORE
09/08	at Falcons	P	1	1	0	0.0	0.0	0	0	0	0	0	0	0	0	0	0	0	0	0	0	0	0	0	0	0	W	18-10
09/15	at Broncos	P	0	0	0	0.0	0.0	0	0	0	0	0	0	0	0	0	0	0	0	0	0	0	0	0	0	0	W	13-6
09/22	Chargers	P	3	3	0	2.0	17.0	2	15	2	0	0	0	0	0	1	0	0	0	0	0	0	0	0	0	0	W	20-10
09/29	at Colts	S	2	1	1	0.0	0.0	0	0	0	0	0	0	0	0	0	0	0	0	0	0	0	0	0	0	0	L	24-27
10/06	Cowboys	S	2	1	1	0.5	4.5	1	6	1	0	0	0	0	0	0	1	0	0	0	0	0	0	0	0	0	L	17-20
10/13	at Raiders										ON INACTIVE LIST																W	32-13
10/20	Jets										ON INACTIVE LIST																W	37-15
10/28	Giants										ON INACTIVE LIST																W	26-18
11/10	at Commanders										ON INACTIVE LIST																W	28-27
11/17	Ravens	S	2	1	1	0.0	0.0	0	0	1	0	0	0	0	0	1	0	0	0	0	0	0	0	0	0	0	W	18-16
11/21	at Browns	S	5	3	2	1.0	0.0	0	0	2	0	0	0	0	0	1	0	0	0	0	0	0	0	0	0	0	L	19-24
12/01	at Bengals	S	2	1	1	1.0	8.0	1	8	2	0	0	0	0	0	1	0	0	0	0	0	0	0	0	0	0	W	44-38
12/08	Browns	P	0	0	0	0.0	0.0	0	0	0	0	0	0	0	0	0	0	0	0	0	0	0	0	0	0	0	W	27-14
12/15	at Eagles	P	2	1	1	0.0	0.0	0	0	1	0	0	0	0	0	0	0	0	0	0	0	0	0	1	0	0	L	13-27
12/21	at Ravens	P	1	0	1	0.0	0.0	0	0	0	0	0	0	0	0	0	0	0	0	0	0	0	0	0	0	0	L	17-34
12/25	Chiefs	P	0	0	0	0.0	0.0	0	0	1	0	0	0	0	0	0	0	0	0	0	0	0	0	0	0	0	L	10-29
01/04	Bengals	P	2	1	1	1.0	12.0	1	12	1	0	0	0	0	0	0	0	0	0	0	0	0	0	0	0	0	L	17-19
2024 TOTALS		13-5	22	13	9	5.5	41.5	5	41	11	0	0	0	0	0	4	1	0	0	0	0	0	0	1	0	0	10-7	

2023 GAME-BY-GAME REGULAR-SEASON STATISTICS (STEELERS)

			TACKLES								INTERCEPTIONS					O. FUMB				ST					MISC			
DATE	OPPONENT	P/S	TK	S	A	SK	YDS	TFL	YDS	QBH	NO	YDS	LG	TD	PD	FF	FR	TD	YDS	TK	S	A	FF	FR	S	A	W/L	SCORE
09/10	49ers	P	1	0	1	0.0	0.0	0	0	0	0	0	0	0	0	0	0	0	0	0	0	0	0	0	0	0	L	7-30
09/18	Browns	P	3	2	1	0.0	0.0	0	0	0	0	0	0	0	0	0	0	0	0	0	0	0	0	0	0	0	W	26-22
09/24	at Raiders	P	0	0	0	0.0	0.0	0	0	0	0	0	0	0	0	0	0	0	0	0	0	0	0	0	0	0	W	23-18
10/01	at Texans	P	0	0	0	0.0	0.0	0	0	0	0	0	0	0	0	0	0	0	0	1	1	0	0	0	0	0	L	6-30
10/08	Ravens	P	0	0	0	0.0	0.0	0	0	0	0	0	0	0	0	0	0	0	0	0	0	0	0	0	0	0	W	17-10
10/22	at Rams	P	2	2	0	1.0	6.0	1	6	1	0	0	0	0	0	0	0	0	0	1	1	0	0	0	0	0	W	24-17
10/29	Jaguars	P	1	1	0	0.0	0.0	1	0	0	0	0	0	0	0	1	0	0	0	1	0	1	0	0	0	0	L	10-20
11/02	Titans	P	0	0	0	0.0	0.0	0	0	0	0	0	0	0	0	0	0	0	0	0	0	0	0	0	0	0	W	20-16
11/12	Packers	P	0	0	0	0.0	0.0	0	0	0	0	0	0	0	0	0	0	0	0	0	0	0	0	0	0	0	W	23-19
11/19	at Browns	P	1	0	1	0.0	0.0	0	0	0	0	0	0	0	0	0	0	0	0	1	1	0	0	0	0	0	L	10-13
11/26	at Bengals	P	1	1	0	1.0	9.0	1	9	1	0	0	0	0	0	0	0	0	0	0	0	0	0	0	0	0	W	16-10
12/03	Cardinals	P	1	1	0	0.0	0.0	1	2	0	0	0	0	0	0	0	0	0	0	0	0	0	0	0	0	0	L	10-24
12/07	Patriots	P	6	4	2	0.0	0.0	1	1	0	0	0	0	0	0	0	0	0	0	1	1	0	0	0	0	0	L	18-21
12/16	at Colts	P	2	1	1	0.0	0.0	0	0	0	0	0	0	0	0	0	0	0	0	0	0	0	0	0	0	0	L	13-30
12/23	Bengals	P	3	2	1	0.0	0.0	0	0	0	0	0	0	0	0	0	0	0	0	0	0	0	0	0	0	0	W	34-11
12/31	at Seahawks	P	1	1	0	1.0	9.0	0	0	1	0	0	0	0	0	1	1	0	0	0	0	0	0	0	0	0	W	30-23
01/06	at Ravens	P	0	0	0	0.0	0.0	0	0	0	0	0	0	0	0	0	0	0	0	0	0	0	0	0	0	0	W	17-10
2023 TOTALS		**17-0**	**22**	**15**	**7**	**3.0**	**24.0**	**5**	**18**	**3**	**0**	**0**	**0**	**0**	**0**	**2**	**1**	**0**	**0**	**5**	**4**	**1**	**0**	**0**	**0**	**0**	**10-7**	

2024 GAME-BY-GAME POSTSEASON STATISTICS (STEELERS)

			TACKLES								INTERCEPTIONS					O. FUMB				ST					MISC			
DATE	OPPONENT	P/S	TK	S	A	SK	YDS	TFL	YDS	QBH	NO	YDS	LG	TD	PD	FF	FR	TD	YDS	TK	S	A	FF	FR	S	A	W/L	SCORE
01/11	at Ravens	P	0	0	0	0.0	0.0	0	0	0	0	0	0	0	0	0	0	0	0	0	0	0	0	0	0	0	L	14-28
2024 TOTALS		**1-0**	**0**	**0**	**0**	**0.0**	**0.0**	**0**	**0**	**0**	**0**	**0**	**0**	**0**	**0**	**0**	**0**	**0**	**0**	**0**	**0**	**0**	**0**	**0**	**0**	**0**	**0-1**	

2023 GAME-BY-GAME POSTSEASON STATISTICS (STEELERS)

			TACKLES								INTERCEPTIONS					O. FUMB				ST					MISC			
DATE	OPPONENT	P/S	TK	S	A	SK	YDS	TFL	YDS	QBH	NO	YDS	LG	TD	PD	FF	FR	TD	YDS	TK	S	A	FF	FR	S	A	W/L	SCORE
01/15	at Bills	P	0	0	0	0.0	0.0	0	0	0	0	0	0	0	0	0	0	0	0	1	1	0	0	0	0	0	L	17-31
2023 TOTALS		**1-0**	**0**	**0**	**0**	**0.0**	**0.0**	**0**	**0**	**0**	**0**	**0**	**0**	**0**	**0**	**0**	**0**	**0**	**0**	**1**	**1**	**0**	**0**	**0**	**0**	**0**	**0-1**	



CAMERON HEYWARD

DT

97

HEIGHT: 6-5
WEIGHT: 295
BORN: May 6, 1989
COLLEGE: Ohio State

HOW ACQUIRED: D1 '11
NFL EXPERIENCE: 15th year
BIRTHPLACE Pittsburgh, PA

PRO CAREER

AWARDS

- Ten-time team captain (2015, 2016, 2017, 2018, 2019, 2020, 2021, 2022, 2023, 2024)
- Seven-time Pro Bowler (2017, 2018, 2019, 2020, 2021, 2022, 2024)
- Four-time Associated Press First-Team All-Pro (2017, 2019, 2021, 2024)
- Named Associated Press Second-Team All-Pro in 2020
- Named the 2023 Walter Payton Man of the Year, an award that recognizes a player's off-the-field community service as well as his playing excellence
- Six-time Steelers' Walter Payton Man of the Year nominee (2015, 2017, 2018, 2021, 2022, 2023)
- Three-time recipient of the Pro Football Writers' "The Chief Award" (2014, 2019 and 2021), which was established in honor of the Steelers' founder, Arthur J. Rooney, Sr., and is presented annually to the Steeler that best exemplifies the spirit of cooperation with the media
- Joined Joe Greene (four times) as the only interior defensive linemen (DT-NT) in franchise history to be voted Associated Press First-Team All-Pro more than once
- His four AP First-Team All-Pros are tied for the fifth most among all active NFL players.
- His seven Pro Bowls rank second-most among active defensive linemen.

CAREER HIGHLIGHTS

- His 88.5 career sacks are the most by a Steelers' defensive lineman since 1982
- His 88.5 career sacks are tied for the second-most by a Steeler since 1982
- His 88.5 career sacks are the most by an active NFL defensive tackle
- His 88.5 career sacks are the eighth-most by a defensive tackle in League history
- Only defensive lineman in franchise history with 8.0 or more sacks in at least six seasons (2017, 2018, 2019, 2021, 2022, 2024) and 10.0 or more sacks in at least three seasons (2017, 2021, 2022)
- His three seasons of 10.0 or more sacks and seven seasons of 7.0 or more sacks are both tied for fourth-most by a defensive tackle since 1982
- Has played in 211 games (176 starts) over his 14-year NFL career (Pittsburgh 2011-24)
- His 211 regular-season games played for the Steelers are the most among defensive players and fourth-most among all players (Ben Roethlisberger - 249, Mike Webster - 220, Hines Ward - 217)
- His 211 regular-season games played for the Steelers ranks 12th in NFL history among defensive tackles
- Registered 718 tackles (439 solo), 199 quarterback hits, 133 tackles for loss, 88.5 sacks, 58 passes defensed, eight forced fumbles, seven fumble recoveries and two interceptions in his 14-year career
- Has registered 16 multi-sack games in his NFL regular-season career, which ranks tied for fifth in franchise history
- The Steelers are 14-0-1 when he has a multi-sack game and 12-0-1 when he has at least 2.0 sacks
- His 133 tackles for loss are the most by an active NFL defensive tackle
- His 718 tackles are most by an active NFL defensive tackle
- His 58 passes defensed are the most among active NFL defensive tackles
- Made NFL debut in Week 1 of 2011 (at Baltimore)
- Made NFL starting debut in Week 3 of 2013 (vs. Chicago)

2024 (STEELERS)

- Played in and started all 17 games in 2024
- Named a team captain for the 10th consecutive season
- Finished the season with 71 tackles (35 solo), 20 QB hits, 12 tackles for loss, 8.0 sacks, and led the team with a career-high 11 passes defensed
- His 11 passes defensed were the most by any front seven defender since 2021 (Emmanuel Ogbah, 12)
- At age 35, recieved the second-highest PFF grade among all interior defenders in 2024 (90.1) trailing only Kansas City's Chris Jones
- Recieved his fourth AP first-team All-Pro nod and seveth Pro Bowl nod, and finished 13th in voting for AP Defensive Player of the Year and ninth in voting for AP Comeback Player of the Year
- By the end of the season, played in 211 career games, surpassing Donnie Shell (201) and Mel Blount (200) for the most games played amongst all defensive players in franchise history

2023 (STEELERS)

- Played in and started 11 regular-season games
- Named the 2023 Walter Payton Man of the Year, an award that recognizes a player's off-the-field community service as well as his playing excellence
- Missed Weeks 2-8 due to a groin injury
- Registered 33 tackles (25 solo), 2.0 sacks, six tackles for loss, one pass defensed and three quarterback hits
- Steelers' run defense rebounded from a difficult start to the 2023 season when he returned to the lineup in Week 9 vs. Tennessee
- Pittsburgh led the NFL in successful play rate on defensive rushes (EPA based) after Week 9
- The Steelers allowed five rushing TDs after Week 9, which was tied for the third-fewest in the League over the span
- Pittsburgh allowed 0.50 rushing TDs/game after Week 9, which was the third-fewest in the League over the span
- The Steelers allowed 46 first downs by rush after Week 9, which was the second-fewest in the League over the span
- Pittsburgh allowed 4.60 first downs by rush/game after Week 9, which was the fewest in the League over the span
- The Steelers allowed a first down on just 19.0% of its opponents rushes after Week 9, which was the fewest in the League over the span
- Pittsburgh allowed just 22 runs of 10 yards or more after Week 9, which was tied for the fifth-fewest in the League over the span
- The Steelers allowed a run of 10 yards or more on just 9.1% of its opponents rushes after Week 9, which was the sixth-fewest in the League over the span

2022 (STEELERS)

- Started all 17 regular-season games
- Registered 74 tackles (39 solo), 10.5 sacks, 14 tackles for loss, four passes defensed, one forced fumble and one fumble recovery
- Tied his career high in quarterback hits (23) set in 2019
- Ranked first on the team in QB hits and tackles for loss and second on the team in sacks
- Named a defensive captain for the eighth consecutive season
- Named the Steelers' 2022 Walter Payton Man of the Year, an award that recognizes a player's off-the-field community service as well as his playing excellence
- Became the only defensive tackle in the NFL with 10.0 or more sacks in each of the last two seasons and the 10th defensive tackle in NFL history since 1982 to have 10.0 or more sacks in consecutive seasons
- Registered three multi-sack games to mark 14 multi-sack games in his career
- Was named the AFC Defensive Player of the Week for his performance in Week 16 vs. Las Vegas (seven total tackles, four solo tackles, 2.0 sacks, three tackles for loss, two QB hits and one pass defensed)
- Also received the NFL's Way to Play Award following Week 16, which recognizes NFL players who exemplify proper technique to make impactful plays and awards them a $5,000 equipment grant to be given to a local youth or high school football program
- Recorded eight tackles (three solo), 2.0 sacks, four QB hits, two tackles for loss and one pass defensed in the Week 18 victory over Cleveland

2021 (STEELERS)

- Started all 17 regular-season games
- Finished with a career-high 89 tackles (53 solo) along with 10.0 sacks, 17 quarterback hits, 15 tackles for loss, nine passes defensed, one interception, one forced fumble and one fumble recovery
- Named a defensive captain for the seventh consecutive time
- Named the Steelers' 2021 Walter Payton Man of the Year, an award that recognizes a player's off-the-field community service as well as his playing excellence
- Surpassed Joey Porter for the fifth-most sacks in team history (60.5) in Week 8 at Cleveland
- Tied for the team lead with nine passes defensed
- Recorded his second career interception in Week 9 vs Chicago when he picked off QB Justin Fields
- Recorded the 11th multi-sack game of his career in Week 10 vs Detroit
- Recorded his 10th sack of the season in Week 18 at Baltimore, securing his second career double-digit sack season (had 12.0 in 2017)
- Became one of just 13 players in league history to have at least 10 sacks and nine passes defended in a season

2020 (STEELERS)

- Named a defensive captain for the sixth consecutive time
- Started all 15 games he played in during the regular season and one playoff game
- Recorded 54 tackles, 4.0 sacks, 19 quarterback hits, seven tackles for a loss and three passes defended
- Registered the first interception of his career in Week 1 at New York Giants (game 135 and start 100)
- His interception halted a Giants' drive that opened at its own 9-yard line and marched 87 yards on 19 plays, taking New York down to the Steelers' 4-yard line

2019 (STEELERS)

- Named a defensive captain for the fifth consecutive season
- Started all 16 games
- Recorded 83 tackles (51 solo), 9.0 sacks, a career-high 23 quarterback hits, 11 tackles for a loss and six passes defended
- Ranked second on the team in quarterback hits, third in sacks and third in TFLs
- Led all NFL defensive linemen in tackles
- His 83 tackles were the most by a Steelers defensive lineman since Donald Evans had 84 in 1993
- Registered seven or more tackles in three different games
- His 23 quarterback hits were the second-most among all defensive tackles in the NFL
- Recorded three or more quarterback hits in three separate games
- Joined Aaron Donald as the only defensive tackles in the League with at least three QB hits in three or more games
- His 9.0 sacks were the second-most among all defensive tackles in the NFL
- His 11 TFLs were the fourth-most among all defensive tackles in the NFL

2018 (STEELERS)

- Named a defensive team captain for the fourth straight season
- Started all 16 regular season games for the third time in his career
- Named the Steelers' 2018 Walter Payton Man of the Year, an award that recognizes a player's off-the-field community service as well as his playing excellence
- Finished the season with 51 tackles (29 solo), 8.0 sacks (second on the team), 18 quarterback hits (second on the team), 10 tackles for loss, three pass breakups, one forced fumble and one fumble recovery
- Surpassed Aaron Smith for the second-most sacks by a Steelers defensive lineman and seventh-most sacks by a Steeler since sacks became an official statistic in 1982

2017 (STEELERS)

- Named a defensive team captain for the third straight season
- Started all 15 of the regular-season games he played in
- Named the Steelers' 2017 Walter Payton Man of the Year, an award that recognizes a player's off-the-field community service as well as his playing excellence
- Finished the season with a career-high 12.0 sacks, 45 tackles (30 solo), 22 quarterback hits, a career-high 16 tackles for loss, three passes defensed, two forced fumbles and one fumble recovery
- Recorded four multi-sack performances, tying for most in the League
- His 12.0 sacks tied for third-most among AFC defensive linemen and tied for sixth among all NFL defensive linemen in sacks
- Named AFC Defensive Player of the Week for his Week 4 performance at Baltimore (10/1)
- Registered the third multi-sack game in his regular-season career and credited with a forced fumble and fumble recovery
- Named AFC Defensive Player of the Week for his Week 12 performance vs. Green Bay (11/26)
- Registered the fifth game of his regular-season career with multiple sacks and added six tackles (three solo), two tackles for losses and three quarterback hits
- Surpassed Clark Haggans (32.0) for the 10th-most sacks by a Steeler since sacks became an official statistic in 1982
- Established a single-game high for sacks in the first half of a game with 2.0 at Houston in Week 16
- First Steelers defensive lineman to record at least 2.0 sacks in the first half of a game since Nov. 9, 2009 (Brett Keisel at Denver)
- Surpassed Lawrence Timmons and Kevin Greene (35.5) for the eighth-most sacks by a Steeler since sacks became an official statistic in 1982
- Received four votes for NFL Comeback Player of the Year for his 2017 performance

2016 (STEELERS)

- Named a defensive team captain for the second straight season
- Started seven games during the regular season
- Inactive for two games due to a left hamstring injury (10/16 at Miami and 10/23 vs. New England)
- Placed on the team's Reserve/Injured List due to a pectoral injury on November 19, and missed the remainder of the regular season and postseason
- Recorded a single-game career-high 3.0 sacks in Week 4 vs. Kansas City
- Became the fourth defensive end in franchise history to record at least 3.0 sacks in a single game and the first since Ray Seals in 1994 (11/6 at Houston) since sacks became an official statistic in 1982

2015 (STEELERS)

- Named a defensive team captain for the first time in his career
- Started all 16 regular-season games for the second consecutive season
- Named the Steelers' 2015 Walter Payton Man of the Year, an award that recognizes a player's off-the-field community service as well as his playing excellence
- Led the team with 7.0 sacks during the regular season along with 54 tackles (39 solo), 15 tackles for loss, 13 quarterback hits, two passes defensed and one forced fumble
- Recorded at least 5.0 sacks in three straight seasons, becoming the second defensive end (Keith Willis) to record 5.0 sacks in three or more consecutive seasons since sacks became an official statistic in 1982
- Started both postseason contests
- Recorded a strip sack in the second quarter of the Wild Card victory Cincinnati, the first sack and forced fumble of his career in the postseason

2014 (STEELERS)

- Started all 16 games during the regular season for the first time in his career
- Set a then career-high with 7.5 sacks on the season along with 53 tackles (33 solo), 16 quarterback hits, 11 tackles for loss and four passes defensed
- Became the first defensive lineman to lead or tie for the team lead in sacks since Aaron Smith (2004)
- Recorded 1.5 sacks in Week 16 vs. Kansas City, the first multi-sack game of his career and the first Steelers' defensive end to record a multi-sack game since Brett Keisel (12/23/12 vs. Cincinnati)
- Started the lone postseason contest

2013 (STEELERS)

- Played in all 16 games, making a then career-best 13 starts
- Started his first career game in Week 3 vs. Chicago
- Recorded 5.0 sacks on the season, his first season with at least five quarterback takedowns
- Added on 59 tackles (35 solo), 10 quarterback hits, seven tackles for loss and seven passes defensed
- Recorded a career-high 10 tackles, and one sack, in Week 14 vs. Miami

2012 (STEELERS)

- Saw action on the defensive line and on special teams in all 16 contests
- Recorded 20 tackles (13 solo), 1.5 sacks, three quarterback hits and two tackles for loss

2011 (STEELERS)

- Saw action in all 16 regular-season games and the lone postseason contest in his rookie season
- Totaled 11 tackles (10 solo), 1.0 sack, three quarterback hits, one forced fumble and one pass defensed
- Registered his first career sack and forced fumble in the fourth quarter in Week 5 vs. Tennessee

TRANSACTIONS

- Signed a three-year contract extension with Pittsburgh on Sept. 3, 2024
- Signed a four-year contract extension with Pittsburgh on Sept. 6, 2020
- Signed a six-year contract with the Steelers on July 16, 2015
- Pittsburgh exercised fifth-year option on April 22, 2014
- Signed four-year contract with the Steelers on July 29, 2011
- Drafted by Pittsburgh in the first round (31st overall) of the 2011 NFL Draft

PERSONAL

- Attended Peachtree Ridge High School (Suwanee, Ga.)
- Named 2006 Georgia Class 5A Defensive Player of the Year, helping Peachtree Ridge capture the state championship as a senior
- Totaled 88 tackles and 11.0 sacks during his senior campaign
- Son of former NFL and University of Pittsburgh running back Craig "Ironhead" Heyward and Charlotte Heyward Blackwell
- Cameron's stepfather, Cory Blackwell, played football at Wisconsin
- Married to Allie
- Couple has one son, Callen Grey, and two daughters, Chloe and Caia
- Started his foundation, "The Heyward House" in May 2015
- Full name: Cameron Phillips Heyward

COMMUNITY

- Named the 2023 Walter Payton Man of the Year, an award that recognizes a player's off-the-field community service as well as his playing excellence, becoming the franchise's fifth player named to the award.
- Six-time Steelers' Walter Payton Man of the Year Nominee (2015, 2017, 2018, 2021, 2022, 2023)
- Created his foundation, The Heyward House, in 2015, which supports Pittsburghers in need through a variety of programs and partnerships
- Began the Rufus and Judy Jordan Literacy Program in 2020, and as part of the program, built Little Free Libraries where he stocks books in under-served communities
- Built the Heyward Performance Center field house for his high school, Peachtree Ridge, in 2020
- Created a birthday club, Cam's Birthday Bash, where every year on his birthday, he throws a birthday party at Dave and Buster's complete with food, games and gifts, for children who often don't get the opportunity to celebrate their birthdays
- Through Craig's Closet, a program he named after his father, high school boys in the Pittsburgh area with free dress clothes for interviews, internships, banquets, and more
- Partners with Blessings in a Backpack to provide backpacks of food for students to take home over the weekend
- Began Voices of Hope Scholarship to provide brain tumor patients, or the family members of those affected by a brain tumor diagnosis, the opportunity to pursue a post-secondary education
- Annually treats 200 families per year to Thanksgiving dinner through his food distribution with Greater Pittsburgh Food Bank
- Has donated $150,000 over the last two seasons to the Steelers Social Justice Fund
- Serves on the Steelers Social Justice Committee and led one of the Social Justice Film Series nights

COLLEGE

- Started 46-of-52 games at Ohio State (2007-10)
- Recorded 163 tackles, 37.5 tackles for loss, 15.0 sacks and six quarterback pressures
- Recovered two fumbles, including one in the end zone for a touchdown
- Had one interception, and he returned it 80 yards, which, at the time, ranked as the seventh longest return by a Buckeye in school history and the longest interception return by a defensive lineman
- Forced two fumbles
- Earned first-team All-Big Ten Conference honors and the Bill Willis Award, given by the OSU coaches to the team's Outstanding Defensive Player in 2010
- Earned second-team All-Big Ten Conference honors and was the recipient of the Jack Stephenson Award, given by the coaching staff to the team's outstanding defensive lineman in 2009
- Garnered Freshman All-American honors from Rivals.com, Scout.com and The Sporting News in 2007
- Graduated with a degree in human development

CAMERON HEYWARD'S NFL REGULAR SEASON DEFENSIVE STATISTICS

				TACKLES								INTERCEPTIONS					O. FUMB				ST					MISC	
DATE	TEAM	GP	GS	TK	S	A	TFL	YDS	SK	YDS	QBH	NO	YDS	LG	TD	PD	FF	FR	TD	YDS	TK	S	A	FF	FR	S	A
2011	Steelers	16	0	11	10	1	0	0	1.0	8.0	3	0	0	0	0	1	1	0	0	0	0	0	0	0	0	0	0
2012	Steelers	16	0	20	13	7	2	0	1.5	5.0	3	0	0	0	0	0	0	0	0	0	0	0	0	0	0	0	0
2013	Steelers	16	13	59	35	24	7	51	5.0	41.0	10	0	0	0	0	7	0	1	0	8	0	0	0	0	0	0	0
2014	Steelers	16	16	53	33	20	11	54	7.5	47.0	16	0	0	0	0	4	0	0	0	0	0	0	0	0	0	0	0
2015	Steelers	16	16	54	39	15	15	69	7.0	35.0	13	0	0	0	0	2	1	0	0	0	0	0	0	0	0	0	0
2016	Steelers	7	7	21	17	4	4	18	3.0	16.0	5	0	0	0	0	4	0	1	0	1	0	0	0	0	0	0	0
2017	Steelers	15	15	45	30	15	16	78	12.0	71.0	22	0	0	0	0	3	2	1	0	0	0	0	0	0	0	0	0
2018	Steelers	16	16	51	29	22	10	55	8.0	60.0	18	0	0	0	0	3	1	1	0	0	0	0	0	0	0	0	0
2019	Steelers	16	16	83	51	32	11	53	9.0	61.0	23	0	0	0	0	6	1	1	0	0	0	0	0	0	0	0	0
2020	Steelers	15	15	54	30	24	7	20	4.0	28.5	19	1	0	0	0	3	0	0	0	0	0	0	0	0	0	0	0
2021	Steelers	17	17	89	53	36	15	58	10.0	55.5	17	1	0	0	0	9	1	1	0	0	0	0	0	0	0	0	0
2022	Steelers	17	17	74	39	35	14	58	10.5	72.5	23	0	0	0	0	4	1	1	0	0	0	0	0	0	0	0	0
2023	Steelers	11	11	33	25	8	6	22	2.0	14.0	3	0	0	0	0	1	0	0	0	0	0	0	0	0	0	0	0
2024	Steelers	17	17	71	35	36	12	80	8.0	62.0	20	0	0	0	0	11	0	0	0	0	0	0	0	0	0	0	0
2025	Steelers	8	8	30	15	15	2	4	1.5	4.0	5	0	0	0	0	5	1	0	0	0	0	0	0	0	0	0	0
NFL TOTALS		**219**	**184**	**748**	**454**	**294**	**132**	**620**	**90.0**	**580.5**	**200**	**2**	**0**	**0**	**0**	**63**	**9**	**7**	**0**	**9**	**0**	**0**	**0**	**0**	**0**	**0**	**0**

CAMERON HEYWARD'S NFL POSTSEASON DEFENSIVE STATISTICS

				TACKLES								INTERCEPTIONS					O. FUMB				ST					MISC	
DATE	TEAM	GP	GS	TK	S	A	TFL	YDS	SK	YDS	QBH	NO	YDS	LG	TD	PD	FF	FR	TD	YDS	TK	S	A	FF	FR	S	A
2011	Steelers	1	0	4	3	1	0	0	0.0	0.0	0	0	0	0	0	0	0	0	0	0	0	0	0	0	0	0	0
2014	Steelers	1	1	2	2	0	0	0	0.0	0.0	2	0	0	0	0	0	0	0	0	0	0	0	0	0	0	0	0
2015	Steelers	2	2	1	1	0	0	0	1.0	11.0	4	0	0	0	0	0	1	0	0	0	0	0	0	0	0	0	0
2017	Steelers	1	1	1	1	0	1	2	0.0	0.0	0	0	0	0	0	0	0	0	0	0	0	0	0	0	0	0	0
2020	Steelers	1	1	1	1	0	0	0	0.0	0.0	0	0	0	0	0	1	0	0	0	0	0	0	0	0	0	0	0
2021	Steelers	1	1	4	2	2	0	0	0.0	0.0	0	0	0	0	0	0	1	0	0	0	0	0	0	0	0	0	0
2023	Steelers	1	1	6	4	2	1	2	0.0	0.0	0	0	0	0	0	0	0	0	0	0	0	0	0	0	0	0	0
2024	Steelers	1	1	10	3	7	2	3	0.0	0.0	0	0	0	0	0	0	0	0	0	0	0	0	0	0	0	0	0
NFL TOTALS		**9**	**8**	**29**	**17**	**12**	**4**	**7**	**1.0**	**11.0**	**6**	**0**	**0**	**0**	**0**	**1**	**2**	**0**	**0**	**0**	**0**	**0**	**0**	**0**	**0**	**0**	**0**

SINGLE-GAME HIGHS: DEFENSIVE

Total Tackles 10 vs. Miami Dolphins, Dec 08, 2013
9 vs. Seattle Seahawks, Oct 17, 2021
...1 more at 9.

Solo Tackles 7 vs. Kansas City Chiefs, Oct 02, 2016
7 vs. Baltimore Ravens, Oct 01, 2015
...1 more at 7.

Sacks 3.0 vs. Kansas City Chiefs, Oct 02, 2016
2.5 vs. Cincinnati Bengals, Sep 30, 2019

Passes Defensed 3 vs. Cincinnati Bengals, Jan 04, 2025
2 vs. Indianapolis Colts, Nov 02, 2025
...9 more at 2.

Forced Fumbles 1 at New England Patriots, Sep 21, 2025
1 at Buffalo Bills, Oct 09, 2022
...7 more at 1.

Fumble Recoveries 1 at Cincinnati Bengals, Sep 11, 2022
1 at Buffalo Bills, Sep 12, 2021
...5 more at 1.

Tackles For Loss 3 vs. Las Vegas Raiders, Dec 24, 2022
3 vs. Kansas City Chiefs, Oct 02, 2016

Interceptions 1 vs. Chicago Bears, Nov 08, 2021
1 at New York Giants, Sep 14, 2020

Longest Opp Fumble Return 8 at Cleveland Browns, Nov 24, 2013
1 vs. Cincinnati Bengals, Sep 18, 2016

SINGLE-GAME HIGHS - POSTSEASON: DEFENSIVE

Total Tackles 10 at Baltimore Ravens, Jan 11, 2025
6 at Buffalo Bills, Jan 15, 2024
4 at Kansas City Chiefs, Jan 16, 2022
4 at Denver Broncos, Jan 08, 2012
2 vs. Baltimore Ravens, Jan 03, 2015

Solo Tackles 4 at Buffalo Bills, Jan 15, 2024
3 at Baltimore Ravens, Jan 11, 2025
3 at Denver Broncos, Jan 08, 2012
2 at Kansas City Chiefs, Jan 16, 2022
2 vs. Baltimore Ravens, Jan 03, 2015

Sacks 1.0 at Cincinnati Bengals, Jan 09, 2016

Passes Defensed 1 vs. Cleveland Browns, Jan 10, 2021

Forced Fumbles 1 at Kansas City Chiefs, Jan 16, 2022
1 at Cincinnati Bengals, Jan 09, 2016

Tackles For Loss 2 at Baltimore Ravens, Jan 11, 2025
1 at Buffalo Bills, Jan 15, 2024
1 vs. Jacksonville Jaguars, Jan 14, 2018

SINGLE-GAME HIGHS: RUSHING/RECEIVING

All-Purpose Yards 11 vs. Baltimore Ravens, Oct 20, 2013
8 at Cleveland Browns, Nov 24, 2013

Kickoff Returns 1 vs. Baltimore Ravens, Oct 20, 2013

Kickoff Return Yards 11 vs. Baltimore Ravens, Oct 20, 2013

Longest Kickoff Return 11 vs. Baltimore Ravens, Oct 20, 2013

2025 GAME-BY-GAME REGULAR-SEASON STATISTICS (STEELERS)

			TACKLES								INTERCEPTIONS					O. FUMB				ST					MISC			
DATE	OPPONENT	P/S	TK	S	A	SK	YDS	TFL	YDS	QBH	NO	YDS	LG	TD	PD	FF	FR	TD	YDS	TK	S	A	FF	FR	S	A	W/L	SCORE
09/07	at Jets	S	3	3	0	0.0	0.0	1	2	0	0	0	0	0	1	0	0	0	0	0	0	0	0	0	0	0	W	34-32
09/14	Seahawks	S	5	2	3	0.0	0.0	0	0	0	0	0	0	0	1	0	0	0	0	0	0	0	0	0	0	0	L	17-31
09/21	at Patriots	S	6	3	3	1.0	0.0	0	0	1	0	0	0	0	1	1	0	0	0	0	0	0	0	0	0	0	W	21-14
09/28	Vikings	S	0	0	0	0.0	0.0	0	0	1	0	0	0	0	0	0	0	0	0	0	0	0	0	0	0	0	W	24-21
10/12	Browns	S	2	1	1	0.0	0.0	0	0	1	0	0	0	0	0	0	0	0	0	0	0	0	0	0	0	0	W	23-9
10/16	at Bengals	S	3	2	1	0.5	4.0	1	2	1	0	0	0	0	0	0	0	0	0	0	0	0	0	0	0	0	L	31-33
10/26	Packers	S	7	4	3	0.0	0.0	0	0	0	0	0	0	0	0	0	0	0	0	0	0	0	0	0	0	0	L	25-35
11/02	Colts	S	4	0	4	0.0	0.0	0	0	1	0	0	0	0	2	0	0	0	0	0	0	0	0	0	0	0	W	27-20
2025 TOTALS		**8-8**	**30**	**15**	**15**	**1.5**	**4.0**	**2**	**4**	**5**	**0**	**0**	**0**	**0**	**5**	**1**	**0**	**0**	**0**	**0**	**0**	**0**	**0**	**0**	**0**	**0**	**5-3**	

2024 GAME-BY-GAME REGULAR-SEASON STATISTICS (STEELERS)

			TACKLES								INTERCEPTIONS					O. FUMB				ST					MISC			
DATE	OPPONENT	P/S	TK	S	A	SK	YDS	TFL	YDS	QBH	NO	YDS	LG	TD	PD	FF	FR	TD	YDS	TK	S	A	FF	FR	S	A	W/L	SCORE
09/08	at Falcons	S	4	2	2	0.0	0.0	0	0	0	0	0	0	0	0	0	0	0	0	0	0	0	0	0	0	0	W	18-10
09/15	at Broncos	S	3	1	2	0.0	0.0	0	0	3	0	0	0	0	0	0	0	0	0	0	0	0	0	0	0	0	W	13-6
09/22	Chargers	S	4	3	1	1.0	10.0	2	11	1	0	0	0	0	0	0	0	0	0	0	0	0	0	0	0	0	W	20-10
09/29	at Colts	S	6	2	4	1.0	7.0	1	1	3	0	0	0	0	0	0	0	0	0	0	0	0	0	0	0	0	L	24-27
10/06	Cowboys	S	4	2	2	0.0	0.0	0	0	1	0	0	0	0	0	0	0	0	0	0	0	0	0	0	0	0	L	17-20
10/13	at Raiders	S	4	3	1	1.0	9.0	1	9	2	0	0	0	0	0	0	0	0	0	0	0	0	0	0	0	0	W	32-13
10/20	Jets	S	2	2	0	0.0	0.0	0	0	0	0	0	0	0	1	0	0	0	0	0	0	0	0	0	0	0	W	37-15
10/28	Giants	S	6	3	3	0.0	0.0	0	0	2	0	0	0	0	1	0	0	0	0	0	0	0	0	0	0	0	W	26-18
11/10	at Commanders	S	2	2	0	2.0	19.0	2	19	2	0	0	0	0	1	0	0	0	0	0	0	0	0	0	0	0	W	28-27
11/17	Ravens	S	4	2	2	0.0	0.0	0	0	1	0	0	0	0	2	0	0	0	0	0	0	0	0	0	0	0	W	18-16
11/21	at Browns	S	6	1	5	0.0	0.0	0	0	0	0	0	0	0	2	0	0	0	0	0	0	0	0	0	0	0	L	19-24
12/01	at Bengals	S	5	3	2	1.0	8.0	2	11	2	0	0	0	0	1	0	0	0	0	0	0	0	0	0	0	0	W	44-38
12/08	Browns	S	5	3	2	2.0	9.0	2	24	2	0	0	0	0	0	0	0	0	0	0	0	0	0	0	0	0	W	27-14
12/15	at Eagles	S	5	2	3	0.0	0.0	0	0	0	0	0	0	0	0	0	0	0	0	0	0	0	0	0	0	0	L	13-27
12/21	at Ravens	S	6	2	4	0.0	0.0	1	3	0	0	0	0	0	0	0	0	0	0	0	0	0	0	0	0	0	L	17-34
12/25	Chiefs	S	4	2	2	0.0	0.0	1	2	1	0	0	0	0	0	0	0	0	0	0	0	0	0	0	0	0	L	10-29
01/04	Bengals	S	1	0	1	0.0	0.0	0	0	0	0	0	0	0	3	0	0	0	0	0	0	0	0	0	0	0	L	17-19
2024 TOTALS		**17-17**	**71**	**35**	**36**	**8.0**	**62.0**	**12**	**80**	**20**	**0**	**0**	**0**	**0**	**11**	**0**	**0**	**0**	**0**	**0**	**0**	**0**	**0**	**0**	**0**	**0**	**10-7**	

2023 GAME-BY-GAME REGULAR-SEASON STATISTICS (STEELERS)

			TACKLES								INTERCEPTIONS					O. FUMB				ST					MISC			
DATE	OPPONENT	P/S	TK	S	A	SK	YDS	TFL	YDS	QBH	NO	YDS	LG	TD	PD	FF	FR	TD	YDS	TK	S	A	FF	FR	S	A	W/L	SCORE
09/10	49ers	S	0	0	0	0.0	0.0	0	0	1	0	0	0	0	0	0	0	0	0	0	0	0	0	0	0	0	L	7-30
09/18	Browns										INJURED RESERVE																W	26-22
09/24	at Raiders										INJURED RESERVE																W	23-18
10/01	at Texans										INJURED RESERVE																L	6-30
10/08	Ravens										INJURED RESERVE																W	17-10
10/22	at Rams										INJURED RESERVE																W	24-17
10/29	Jaguars										INJURED RESERVE																L	10-20
11/02	Titans	S	6	4	2	0.0	0.0	1	8	0	0	0	0	0	0	0	0	0	0	0	0	0	0	0	0	0	W	20-16
11/12	Packers	S	3	2	1	0.0	0.0	1	0	0	0	0	0	0	0	0	0	0	0	0	0	0	0	0	0	0	W	23-19
11/19	at Browns	S	5	5	0	0.0	0.0	1	0	0	0	0	0	0	0	0	0	0	0	0	0	0	0	0	0	0	L	10-13
11/26	at Bengals	S	4	3	1	1.0	6.0	1	6	1	0	0	0	0	0	0	0	0	0	0	0	0	0	0	0	0	W	16-10
12/03	Cardinals	S	1	1	0	0.0	0.0	0	0	0	0	0	0	0	0	0	0	0	0	0	0	0	0	0	0	0	L	10-24
12/07	Patriots	S	6	5	1	1.0	8.0	1	8	1	0	0	0	0	0	0	0	0	0	0	0	0	0	0	0	0	L	18-21
12/16	at Colts	S	5	3	2	0.0	0.0	1	0	0	0	0	0	0	0	0	0	0	0	0	0	0	0	0	0	0	L	13-30
12/23	Bengals	S	0	0	0	0.0	0.0	0	0	0	0	0	0	0	0	0	0	0	0	0	0	0	0	0	0	0	W	34-11
12/31	at Seahawks	S	1	0	1	0.0	0.0	0	0	0	0	0	0	0	1	0	0	0	0	0	0	0	0	0	0	0	W	30-23
01/06	at Ravens	S	2	2	0	0.0	0.0	0	0	0	0	0	0	0	0	0	0	0	0	0	0	0	0	0	0	0	W	17-10
2023 TOTALS		**11-11**	**33**	**25**	**8**	**2.0**	**14.0**	**6**	**22**	**3**	**0**	**0**	**0**	**0**	**1**	**0**	**0**	**0**	**0**	**0**	**0**	**0**	**0**	**0**	**0**	**0**	**10-7**	

2022 GAME-BY-GAME REGULAR-SEASON STATISTICS (STEELERS)

			TACKLES								INTERCEPTIONS					O. FUMB				ST					MISC			
DATE	OPPONENT	P/S	TK	S	A	SK	YDS	TFL	YDS	QBH	NO	YDS	LG	TD	PD	FF	FR	TD	YDS	TK	S	A	FF	FR	S	A	W/L	SCORE
09/11	at Bengals	S	2	2	0	1.0	5.0	1	5	3	0	0	0	0	0	0	1	0	0	0	0	0	0	0	0	0	W	23-20+
09/18	Patriots	S	5	3	2	0.0	0.0	0	0	0	0	0	0	0	1	0	0	0	0	0	0	0	0	0	0	0	L	14-17
09/22	at Browns	S	7	4	3	0.0	0.0	1	2	0	0	0	0	0	0	0	0	0	0	0	0	0	0	0	0	0	L	17-29
10/02	Jets	S	2	0	2	0.0	0.0	0	0	0	0	0	0	0	0	0	0	0	0	0	0	0	0	0	0	0	L	20-24
10/09	at Bills	S	5	1	4	0.0	0.0	0	0	0	0	0	0	0	0	1	0	0	0	0	0	0	0	0	0	0	L	3-38
10/16	Buccaneers	S	3	2	1	1.0	5.0	1	5	2	0	0	0	0	0	0	0	0	0	0	0	0	0	0	0	0	W	20-18
10/23	at Dolphins	S	5	4	1	0.0	0.0	1	1	0	0	0	0	0	0	0	0	0	0	0	0	0	0	0	0	0	L	10-16
10/30	at Eagles	S	2	2	0	1.0	5.0	1	5	2	0	0	0	0	0	0	0	0	0	0	0	0	0	0	0	0	L	13-35
11/13	Saints	S	3	2	1	0.0	0.0	0	0	0	0	0	0	0	0	0	0	0	0	0	0	0	0	0	0	0	W	20-10
11/20	Bengals	S	7	4	3	1.0	3.0	2	5	2	0	0	0	0	0	0	0	0	0	0	0	0	0	0	0	0	L	30-37
11/28	at Colts	S	1	0	1	0.0	0.0	0	0	3	0	0	0	0	0	0	0	0	0	0	0	0	0	0	0	0	W	24-17
12/04	at Falcons	S	4	2	2	1.0	7.0	1	7	2	0	0	0	0	1	0	0	0	0	0	0	0	0	0	0	0	W	19-16
12/11	Ravens	S	6	3	3	0.0	0.0	0	0	1	0	0	0	0	0	0	0	0	0	0	0	0	0	0	0	0	L	14-16
12/18	at Panthers	S	3	2	1	1.5	15.0	1	0	2	0	0	0	0	0	0	0	0	0	0	0	0	0	0	0	0	W	24-16
12/24	Raiders	S	7	4	3	2.0	18.0	3	18	2	0	0	0	0	1	0	0	0	0	0	0	0	0	0	0	0	W	13-10
01/01	at Ravens	S	4	1	3	0.0	0.0	0	0	0	0	0	0	0	0	0	0	0	0	0	0	0	0	0	0	0	W	16-13
01/08	Browns	S	8	3	5	2.0	14.5	2	10	4	0	0	0	0	1	0	0	0	0	0	0	0	0	0	0	0	W	28-14
2022 TOTALS		**17-17**	**74**	**39**	**35**	**10.5**	**72.5**	**14**	**58**	**23**	**0**	**0**	**0**	**0**	**4**	**1**	**1**	**0**	**0**	**0**	**0**	**0**	**0**	**0**	**0**	**0**	**9-8**	

+ - Overtime

2021 GAME-BY-GAME REGULAR-SEASON STATISTICS (STEELERS)

			TACKLES								INTERCEPTIONS					O. FUMB				ST					MISC			
DATE	OPPONENT	P/S	TK	S	A	SK	YDS	TFL	YDS	QBH	NO	YDS	LG	TD	PD	FF	FR	TD	YDS	TK	S	A	FF	FR	S	A	W/L	SCORE
09/12	at Bills	S	4	2	2	1.0	6.0	1	6	1	0	0	0	0	2	1	1	0	0	0	0	0	0	0	0	0	W	23-16
09/19	Raiders	S	7	4	3	0.0	0.0	1	0	0	0	0	0	0	1	0	0	0	0	0	0	0	0	0	0	0	L	17-26
09/26	Bengals	S	5	1	4	0.0	0.0	0	0	0	0	0	0	0	0	0	0	0	0	0	0	0	0	0	0	0	L	10-24
10/03	at Packers	S	8	5	3	0.0	0.0	1	1	1	0	0	0	0	0	0	0	0	0	0	0	0	0	0	0	0	L	17-27
10/10	Broncos	S	3	2	1	0.0	0.0	0	0	0	0	0	0	0	2	0	0	0	0	0	0	0	0	0	0	0	W	27-19
10/17	Seahawks	S	9	6	3	1.0	8.0	2	12	1	0	0	0	0	0	0	0	0	0	0	0	0	0	0	0	0	W	23-20+
10/31	at Browns	S	4	3	1	0.5	2.5	0	0	2	0	0	0	0	0	0	0	0	0	0	0	0	0	0	0	0	W	15-10
11/08	Bears	S	2	2	0	0.0	0.0	0	0	3	1	0	0	0	1	0	0	0	0	0	0	0	0	0	0	0	W	29-27
11/14	Lions	S	5	3	2	2.0	18.0	2	18	2	0	0	0	0	0	0	0	0	0	0	0	0	0	0	0	0	T	16-16
11/21	at Chargers	S	2	2	0	0.0	0.0	0	0	0	0	0	0	0	1	0	0	0	0	0	0	0	0	0	0	0	L	37-41
11/28	at Bengals	S	8	3	5	1.0	6.0	1	6	1	0	0	0	0	0	0	0	0	0	0	0	0	0	0	0	0	L	10-41
12/05	Ravens	S	4	3	1	1.0	3.0	2	5	1	0	0	0	0	0	0	0	0	0	0	0	0	0	0	0	0	W	20-19
12/09	at Vikings	S	6	3	3	0.0	0.0	1	2	0	0	0	0	0	0	0	0	0	0	0	0	0	0	0	0	0	L	28-36
12/19	Titans	S	6	2	4	0.5	5.0	0	0	1	0	0	0	0	0	0	0	0	0	0	0	0	0	0	0	0	W	19-13
12/26	at Chiefs	S	6	3	3	1.0	4.0	1	4	1	0	0	0	0	0	0	0	0	0	0	0	0	0	0	0	0	L	10-36
01/03	Browns	S	4	4	0	1.0	1.0	1	1	2	0	0	0	0	2	0	0	0	0	0	0	0	0	0	0	0	W	26-14
01/09	at Ravens	S	6	5	1	1.0	2.0	2	3	1	0	0	0	0	0	0	0	0	0	0	0	0	0	0	0	0	W	16-13+
2021 TOTALS		**17-17**	**89**	**53**	**36**	**10.0**	**55.5**	**15**	**58**	**17**	**1**	**0**	**0**	**0**	**9**	**1**	**1**	**0**	**0**	**0**	**0**	**0**	**0**	**0**	**0**	**0**	**9-7-1**	

+ - Overtime

2019 GAME-BY-GAME REGULAR-SEASON STATISTICS (STEELERS)

			TACKLES								INTERCEPTIONS					O. FUMB				ST					MISC			
DATE	OPPONENT	P/S	TK	S	A	SK	YDS	TFL	YDS	QBH	NO	YDS	LG	TD	PD	FF	FR	TD	YDS	TK	S	A	FF	FR	S	A	W/L	SCORE
09/08	at Patriots	S	7	3	4	0.0	0.0	0	0	0	0	0	0	0	0	0	0	0	0	0	0	0	0	0	0	0	L	3-33
09/15	Seahawks	S	3	3	0	0.0	0.0	1	0	0	0	0	0	0	1	0	0	0	0	0	0	0	0	0	0	0	L	26-28
09/22	at 49ers	S	5	4	1	0.0	0.0	1	1	0	0	0	0	0	0	0	0	0	0	0	0	0	0	0	0	0	L	20-24
09/30	Bengals	S	6	4	2	2.5	23.0	1	11	3	0	0	0	0	0	1	0	0	0	0	0	0	0	0	0	0	W	27-3
10/06	Ravens	S	4	4	0	1.0	3.0	1	3	2	0	0	0	0	0	0	0	0	0	0	0	0	0	0	0	0	L	23-26+
10/13	at Chargers	S	3	2	1	0.0	0.0	0	0	0	0	0	0	0	0	0	0	0	0	0	0	0	0	0	0	0	W	24-17
10/28	Dolphins	S	6	3	3	1.0	4.0	1	4	2	0	0	0	0	1	0	0	0	0	0	0	0	0	0	0	0	W	27-14
11/03	Colts	S	6	4	2	0.0	0.0	0	0	1	0	0	0	0	0	0	0	0	0	0	0	0	0	0	0	0	W	26-24
11/10	Rams	S	3	2	1	1.0	10.0	1	10	3	0	0	0	0	2	0	0	0	0	0	0	0	0	0	0	0	W	17-12
11/14	at Browns	S	6	5	1	0.0	0.0	1	1	1	0	0	0	0	0	0	0	0	0	0	0	0	0	0	0	0	L	7-21
11/24	at Bengals	S	6	2	4	1.0	8.0	1	8	5	0	0	0	0	0	0	0	0	0	0	0	0	0	0	0	0	W	16-10
12/01	Browns	S	6	3	3	0.5	1.0	1	3	1	0	0	0	0	0	0	1	0	0	0	0	0	0	0	0	0	W	20-13
12/08	at Cardinals	S	3	2	1	1.0	5.0	1	5	1	0	0	0	0	0	0	0	0	0	0	0	0	0	0	0	0	W	23-17
12/15	Bills	S	9	5	4	0.0	0.0	0	0	1	0	0	0	0	1	0	0	0	0	0	0	0	0	0	0	0	L	10-17
12/22	at Jets	S	6	2	4	0.0	0.0	0	0	1	0	0	0	0	0	0	0	0	0	0	0	0	0	0	0	0	L	10-16
12/29	at Ravens	S	4	3	1	1.0	7.0	1	7	2	0	0	0	0	1	0	0	0	0	0	0	0	0	0	0	0	L	10-28
2019 TOTALS		**16-16**	**83**	**51**	**32**	**9.0**	**61.0**	**11**	**53**	**23**	**0**	**0**	**0**	**0**	**6**	**1**	**1**	**0**	**0**	**0**	**0**	**0**	**0**	**0**	**0**	**0**	**8-8**	

+ - Overtime

2018 GAME-BY-GAME REGULAR-SEASON STATISTICS (STEELERS)

			TACKLES								INTERCEPTIONS					O. FUMB				ST					MISC			
DATE	OPPONENT	P/S	TK	S	A	SK	YDS	TFL	YDS	QBH	NO	YDS	LG	TD	PD	FF	FR	TD	YDS	TK	S	A	FF	FR	S	A	W/L	SCORE
09/09	at Browns	S	7	5	2	1.0	11.0	1	11	1	0	0	0	0	0	0	0	0	0	0	0	0	0	0	0	0	T	21-21
09/16	Chiefs	S	3	3	0	0.0	0.0	0	0	2	0	0	0	0	0	1	0	0	0	0	0	0	0	0	0	0	L	37-42
09/24	at Buccaneers	S	1	1	0	0.0	0.0	1	0	1	0	0	0	0	0	0	0	0	0	0	0	0	0	0	0	0	W	30-27
09/30	Ravens	S	5	2	3	0.0	0.0	0	0	0	0	0	0	0	0	0	0	0	0	0	0	0	0	0	0	0	L	14-26
10/07	Falcons	S	3	2	1	1.5	8.5	1	6	2	0	0	0	0	0	0	0	0	0	0	0	0	0	0	0	0	W	41-17
10/14	at Bengals	S	0	0	0	0.0	0.0	0	0	0	0	0	0	0	0	0	0	0	0	0	0	0	0	0	0	0	W	28-21
10/28	Browns	S	1	0	1	0.0	0.0	0	0	0	0	0	0	0	0	0	0	0	0	0	0	0	0	0	0	0	W	33-18
11/04	at Ravens	S	1	0	1	0.0	0.0	0	0	2	0	0	0	0	0	0	0	0	0	0	0	0	0	0	0	0	W	23-16
11/08	Panthers	S	3	2	1	2.0	15.0	2	15	2	0	0	0	0	0	0	0	0	0	0	0	0	0	0	0	0	W	52-21
11/18	at Jaguars	S	5	4	1	1.0	7.0	2	8	1	0	0	0	0	0	0	1	0	0	0	0	0	0	0	0	0	W	20-16
11/25	at Broncos	S	3	2	1	0.5	3.5	0	0	1	0	0	0	0	1	0	0	0	0	0	0	0	0	0	0	0	L	17-24
12/02	Chargers	S	4	1	3	0.0	0.0	1	0	2	0	0	0	0	1	0	0	0	0	0	0	0	0	0	0	0	L	30-33
12/09	at Raiders	S	6	4	2	0.0	0.0	0	0	0	0	0	0	0	0	0	0	0	0	0	0	0	0	0	0	0	L	21-24
12/16	Patriots	S	4	1	3	0.0	0.0	0	0	2	0	0	0	0	0	0	0	0	0	0	0	0	0	0	0	0	W	17-10
12/23	at Saints	S	3	0	3	0.0	0.0	0	0	0	0	0	0	0	1	0	0	0	0	0	0	0	0	0	0	0	L	28-31
12/30	Bengals	S	2	2	0	2.0	15.0	2	15	2	0	0	0	0	0	0	0	0	0	0	0	0	0	0	0	0	W	16-13
2018 TOTALS		**16-16**	**51**	**29**	**22**	**8.0**	**60.0**	**10**	**55**	**18**	**0**	**0**	**0**	**0**	**3**	**1**	**1**	**0**	**0**	**0**	**0**	**0**	**0**	**0**	**0**	**0**	**9-6-1**	

2017 GAME-BY-GAME REGULAR-SEASON STATISTICS (STEELERS)

			TACKLES								INTERCEPTIONS					O. FUMB				ST					MISC			
DATE	OPPONENT	P/S	TK	S	A	SK	YDS	TFL	YDS	QBH	NO	YDS	LG	TD	PD	FF	FR	TD	YDS	TK	S	A	FF	FR	S	A	W/L	SCORE
09/10	at Browns	S	3	1	2	1.0	4.0	1	4	1	0	0	0	0	0	0	0	0	0	0	0	0	0	0	0	0	W	21-18
09/17	Vikings	S	6	2	4	0.0	0.0	1	0	2	0	0	0	0	0	0	0	0	0	0	0	0	0	0	0	0	W	26-9
09/24	at Bears	S	3	3	0	0.0	0.0	0	0	0	0	0	0	0	0	0	0	0	0	0	0	0	0	0	0	0	L	17-23+
10/01	at Ravens	S	4	3	1	2.0	14.0	2	14	2	0	0	0	0	0	1	1	0	0	0	0	0	0	0	0	0	W	26-9
10/08	Jaguars	S	2	1	1	0.0	0.0	0	0	1	0	0	0	0	0	0	0	0	0	0	0	0	0	0	0	0	L	9-30
10/15	at Chiefs	S	2	2	0	0.0	0.0	0	0	1	0	0	0	0	0	0	0	0	0	0	0	0	0	0	0	0	W	19-13
10/22	Bengals	S	4	4	0	1.0	1.0	2	1	1	0	0	0	0	0	0	0	0	0	0	0	0	0	0	0	0	W	29-14
10/29	at Lions	S	3	3	0	1.0	11.0	2	12	2	0	0	0	0	0	0	0	0	0	0	0	0	0	0	0	0	W	20-15
11/12	at Colts	S	2	1	1	0.0	0.0	0	0	2	0	0	0	0	0	0	0	0	0	0	0	0	0	0	0	0	W	20-17
11/16	Titans	S	3	2	1	2.0	23.0	2	23	3	0	0	0	0	0	0	0	0	0	0	0	0	0	0	0	0	W	40-17
11/26	Packers	S	6	3	3	2.0	7.0	2	7	3	0	0	0	0	0	0	0	0	0	0	0	0	0	0	0	0	W	31-28
12/04	at Bengals	S	1	1	0	0.0	0.0	1	1	0	0	0	0	0	1	0	0	0	0	0	0	0	0	0	0	0	W	23-20
12/10	Ravens	S	1	0	1	0.0	0.0	0	0	0	0	0	0	0	1	0	0	0	0	0	0	0	0	0	0	0	W	39-38
12/17	Patriots	S	1	1	0	1.0	8.0	1	8	2	0	0	0	0	1	0	0	0	0	0	0	0	0	0	0	0	L	24-27
12/25	at Texans	S	4	3	1	2.0	3.0	2	8	2	0	0	0	0	0	1	0	0	0	0	0	0	0	0	0	0	W	34-6
12/31	Browns											INACTIVE															W	28-24
2017 TOTALS		**15-15**	**45**	**30**	**15**	**12.0**	**71.0**	**16**	**78**	**22**	**0**	**0**	**0**	**0**	**3**	**2**	**1**	**0**	**0**	**0**	**0**	**0**	**0**	**0**	**0**	**0**	**13-3**	

+ - Overtime

2016 GAME-BY-GAME REGULAR-SEASON STATISTICS (STEELERS)

			TACKLES								INTERCEPTIONS					O. FUMB				ST					MISC			
DATE	OPPONENT	P/S	TK	S	A	SK	YDS	TFL	YDS	QBH	NO	YDS	LG	TD	PD	FF	FR	TD	YDS	TK	S	A	FF	FR	S	A	W/L	SCORE
09/12	at Redskins	S	2	1	1	0.0	0.0	0	0	0	0	0	0	0	0	0	0	0	0	0	0	0	0	0	0	0	W	38-16
09/18	Bengals	S	2	2	0	0.0	0.0	0	0	0	0	0	0	0	2	0	1	0	1	0	0	0	0	0	0	0	W	24-16
09/25	at Eagles	S	5	4	1	0.0	0.0	0	0	0	0	0	0	0	0	0	0	0	0	0	0	0	0	0	0	0	L	3-34
10/02	Chiefs	S	7	7	0	3.0	16.0	3	16	3	0	0	0	0	2	0	0	0	0	0	0	0	0	0	0	0	W	43-14
10/09	Jets	S	1	1	0	0.0	0.0	0	0	1	0	0	0	0	0	0	0	0	0	0	0	0	0	0	0	0	W	31-13
10/16	at Dolphins											ON INACTIVE LIST															L	15-30
10/23	Patriots											INACTIVE															L	16-27
11/06	at Ravens	S	2	1	1	0.0	0.0	1	2	1	0	0	0	0	0	0	0	0	0	0	0	0	0	0	0	0	L	14-21
11/13	Cowboys	S	2	1	1	0.0	0.0	0	0	0	0	0	0	0	0	0	0	0	0	0	0	0	0	0	0	0	L	30-35
2016 TOTALS		**7-7**	**21**	**17**	**4**	**3.0**	**16.0**	**4**	**18**	**5**	**0**	**0**	**0**	**0**	**4**	**0**	**1**	**0**	**1**	**0**	**0**	**0**	**0**	**0**	**0**	**0**	**4-5**	

2015 GAME-BY-GAME REGULAR-SEASON STATISTICS (STEELERS)

			TACKLES								INTERCEPTIONS					O. FUMB				ST					MISC			
DATE	OPPONENT	P/S	TK	S	A	SK	YDS	TFL	YDS	QBH	NO	YDS	LG	TD	PD	FF	FR	TD	YDS	TK	S	A	FF	FR	S	A	W/L	SCORE
09/10	at Patriots	S	4	1	3	0.0	0.0	0	0	0	0	0	0	0	0	0	0	0	0	0	0	0	0	0	0	0	L	21-28
09/20	49ers	S	5	5	0	1.0	7.0	2	11	1	0	0	0	0	0	0	0	0	0	0	0	0	0	0	0	0	W	43-18
09/27	at Rams	S	1	0	1	0.0	0.0	0	0	0	0	0	0	0	0	0	0	0	0	0	0	0	0	0	0	0	W	12-6
10/01	Ravens	S	7	7	0	1.0	0.0	2	15	1	0	0	0	0	0	1	0	0	0	0	0	0	0	0	0	0	L	20-23+
10/12	at Chargers	S	1	1	0	0.0	0.0	0	0	2	0	0	0	0	0	0	0	0	0	0	0	0	0	0	0	0	W	24-20
10/18	Cardinals	S	2	2	0	0.0	0.0	2	5	2	0	0	0	0	0	0	0	0	0	0	0	0	0	0	0	0	W	25-13
10/25	at Chiefs	S	4	3	1	1.0	5.0	1	5	1	0	0	0	0	0	0	0	0	0	0	0	0	0	0	0	0	L	13-23
11/01	Bengals	S	3	1	2	0.0	0.0	1	1	0	0	0	0	0	1	0	0	0	0	0	0	0	0	0	0	0	L	10-16
11/08	Raiders	S	8	6	2	0.0	0.0	1	0	0	0	0	0	0	0	0	0	0	0	0	0	0	0	0	0	0	W	38-35
11/15	Browns	S	3	2	1	1.0	3.0	2	8	1	0	0	0	0	0	0	0	0	0	0	0	0	0	0	0	0	W	30-9
11/29	at Seahawks	S	3	1	2	1.0	8.0	1	8	2	0	0	0	0	0	0	0	0	0	0	0	0	0	0	0	0	L	30-39
12/06	Colts	S	2	1	1	0.0	0.0	0	0	0	0	0	0	0	0	0	0	0	0	0	0	0	0	0	0	0	W	45-10
12/13	at Bengals	S	2	2	0	1.0	4.0	1	4	1	0	0	0	0	1	0	0	0	0	0	0	0	0	0	0	0	W	33-20
12/20	Broncos	S	2	1	1	1.0	8.0	1	8	2	0	0	0	0	0	0	0	0	0	0	0	0	0	0	0	0	W	34-27
12/27	at Ravens	S	6	5	1	0.0	0.0	1	4	0	0	0	0	0	0	0	0	0	0	0	0	0	0	0	0	0	L	17-20
01/03	at Browns	S	1	1	0	0.0	0.0	0	0	0	0	0	0	0	0	0	0	0	0	0	0	0	0	0	0	0	W	28-12
2015 TOTALS		**16-16**	**54**	**39**	**15**	**7.0**	**35.0**	**15**	**69**	**13**	**0**	**0**	**0**	**0**	**2**	**1**	**0**	**0**	**0**	**0**	**0**	**0**	**0**	**0**	**0**	**0**	**10-6**	

+ - Overtime

2014 GAME-BY-GAME REGULAR-SEASON STATISTICS (STEELERS)

			TACKLES								INTERCEPTIONS					O. FUMB				ST					MISC			
DATE	OPPONENT	P/S	TK	S	A	SK	YDS	TFL	YDS	QBH	NO	YDS	LG	TD	PD	FF	FR	TD	YDS	TK	S	A	FF	FR	S	A	W/L	SCORE
09/07	Browns	S	4	3	1	1.0	6.0	2	8	1	0	0	0	0	0	0	0	0	0	0	0	0	0	0	0	0	W	30-27
09/11	at Ravens	S	7	2	5	0.0	0.0	0	0	0	0	0	0	0	0	0	0	0	0	0	0	0	0	0	0	0	L	6-26
09/21	at Panthers	S	1	1	0	0.0	0.0	0	0	2	0	0	0	0	0	0	0	0	0	0	0	0	0	0	0	0	W	37-19
09/28	Buccaneers	S	2	2	0	1.0	15.0	2	19	1	0	0	0	0	0	0	0	0	0	0	0	0	0	0	0	0	L	24-27
10/05	at Jaguars	S	1	0	1	0.0	0.0	0	0	0	0	0	0	0	0	0	0	0	0	0	0	0	0	0	0	0	W	17-9
10/12	at Browns	S	4	2	2	1.0	7.0	1	7	1	0	0	0	0	0	0	0	0	0	0	0	0	0	0	0	0	L	10-31
10/20	Texans	S	3	3	0	0.0	0.0	0	0	0	0	0	0	0	0	0	0	0	0	0	0	0	0	0	0	0	W	30-23
10/26	Colts	S	0	0	0	0.0	0.0	0	0	0	0	0	0	0	1	0	0	0	0	0	0	0	0	0	0	0	W	51-34
11/02	Ravens	S	2	2	0	0.0	0.0	1	2	1	0	0	0	0	0	0	0	0	0	0	0	0	0	0	0	0	W	43-23
11/09	at Jets	S	6	4	2	1.0	0.0	1	0	2	0	0	0	0	0	0	0	0	0	0	0	0	0	0	0	0	L	13-20
11/17	at Titans	S	2	1	1	0.0	0.0	0	0	1	0	0	0	0	0	0	0	0	0	0	0	0	0	0	0	0	W	27-24
11/30	Saints	S	4	3	1	0.0	0.0	1	4	1	0	0	0	0	1	0	0	0	0	0	0	0	0	0	0	0	L	32-35
12/07	at Bengals	S	4	1	3	1.0	2.0	1	0	1	0	0	0	0	0	0	0	0	0	0	0	0	0	0	0	0	W	42-21
12/14	at Falcons	S	2	1	1	0.0	0.0	0	0	1	0	0	0	0	1	0	0	0	0	0	0	0	0	0	0	0	W	27-20
12/21	Chiefs	S	4	2	2	1.5	10.0	1	7	3	0	0	0	0	0	0	0	0	0	0	0	0	0	0	0	0	W	20-12
12/28	Bengals	S	7	6	1	1.0	7.0	1	7	1	0	0	0	0	1	0	0	0	0	0	0	0	0	0	0	0	W	27-17
2014 TOTALS		**16-16**	**53**	**33**	**20**	**7.5**	**47.0**	**11**	**54**	**16**	**0**	**0**	**0**	**0**	**4**	**0**	**0**	**0**	**0**	**0**	**0**	**0**	**0**	**0**	**0**	**0**	**11-5**	

2013 GAME-BY-GAME REGULAR-SEASON STATISTICS (STEELERS)

			TACKLES								INTERCEPTIONS					O. FUMB				ST					MISC			
DATE	OPPONENT	P/S	TK	S	A	SK	YDS	TFL	YDS	QBH	NO	YDS	LG	TD	PD	FF	FR	TD	YDS	TK	S	A	FF	FR	S	A	W/L	SCORE
09/08	Titans	P	1	1	0	0.0	0.0	0	0	0	0	0	0	0	0	0	0	0	0	0	0	0	0	0	0	0	L	9-16
09/16	at Bengals	P	0	0	0	0.0	0.0	0	0	2	0	0	0	0	1	0	0	0	0	0	0	0	0	0	0	0	L	10-20
09/22	Bears	S	1	1	0	0.0	0.0	0	0	0	0	0	0	0	0	0	0	0	0	0	0	0	0	0	0	0	L	23-40
09/29	at Vikings	P	0	0	0	0.0	0.0	0	0	0	0	0	0	0	1	0	0	0	0	0	0	0	0	0	0	0	L	27-34
10/13	at Jets	S	2	1	1	0.0	0.0	0	0	1	0	0	0	0	0	0	0	0	0	0	0	0	0	0	0	0	W	19-6
10/20	Ravens	S	1	1	0	0.0	0.0	0	0	0	0	0	0	0	0	0	0	0	0	0	0	0	0	0	0	0	W	19-16
10/27	at Raiders	S	6	3	3	0.0	0.0	0	0	0	0	0	0	0	1	0	0	0	0	0	0	0	0	0	0	0	L	18-21
11/03	at Patriots	S	5	2	3	1.0	8.0	1	8	2	0	0	0	0	0	0	0	0	0	0	0	0	0	0	0	0	L	31-55
11/10	Bills	S	6	5	1	1.0	11.0	1	11	1	0	0	0	0	0	0	0	0	0	0	0	0	0	0	0	0	W	23-10
11/17	Lions	S	6	5	1	0.0	0.0	0	0	0	0	0	0	0	2	0	0	0	0	0	0	0	0	0	0	0	W	37-27
11/24	at Browns	S	2	1	1	1.0	7.0	1	7	1	0	0	0	0	0	0	1	0	8	0	0	0	0	0	0	0	W	27-11
11/28	at Ravens	S	7	2	5	0.0	0.0	1	8	0	0	0	0	0	0	0	0	0	0	0	0	0	0	0	0	0	L	20-22
12/08	Dolphins	S	10	7	3	1.0	8.0	1	8	1	0	0	0	0	1	0	0	0	0	0	0	0	0	0	0	0	L	28-34
12/15	Bengals	S	3	1	2	0.0	0.0	0	0	0	0	0	0	0	0	0	0	0	0	0	0	0	0	0	0	0	W	30-20
12/22	at Packers	S	6	3	3	0.0	0.0	0	0	0	0	0	0	0	1	0	0	0	0	0	0	0	0	0	0	0	W	38-31
12/29	Browns	S	3	2	1	1.0	7.0	2	9	2	0	0	0	0	0	0	0	0	0	0	0	0	0	0	0	0	W	20-7
2013 TOTALS		**16-13**	**59**	**35**	**24**	**5.0**	**41.0**	**7**	**51**	**10**	**0**	**0**	**0**	**0**	**7**	**0**	**1**	**0**	**8**	**0**	**0**	**0**	**0**	**0**	**0**	**0**	**8-8**	

2012 GAME-BY-GAME REGULAR-SEASON STATISTICS (STEELERS)

			TACKLES								INTERCEPTIONS					O. FUMB				ST					MISC			
DATE	OPPONENT	P/S	TK	S	A	SK	YDS	TFL	YDS	QBH	NO	YDS	LG	TD	PD	FF	FR	TD	YDS	TK	S	A	FF	FR	S	A	W/L	SCORE
09/09	at Broncos	P	3	2	1	0.0	0.0	0	0	0	0	0	0	0	0	0	0	0	0	0	0	0	0	0	0	0	L	19-31
09/16	Jets	P	1	1	0	1.0	3.0	1	0	1	0	0	0	0	0	0	0	0	0	0	0	0	0	0	0	0	W	27-10
09/23	at Raiders	P	0	0	0	0.0	0.0	0	0	0	0	0	0	0	0	0	0	0	0	0	0	0	0	0	0	0	L	31-34
10/07	Eagles	P	0	0	0	0.0	0.0	0	0	0	0	0	0	0	0	0	0	0	0	0	0	0	0	0	0	0	W	16-14
10/11	at Titans	P	1	0	1	0.0	0.0	0	0	0	0	0	0	0	0	0	0	0	0	0	0	0	0	0	0	0	L	23-26
10/21	at Bengals	P	1	1	0	0.0	0.0	0	0	0	0	0	0	0	0	0	0	0	0	0	0	0	0	0	0	0	W	24-17
10/28	Redskins	P	3	2	1	0.0	0.0	0	0	0	0	0	0	0	0	0	0	0	0	0	0	0	0	0	0	0	W	27-12
11/04	at Giants	P	0	0	0	0.0	0.0	0	0	0	0	0	0	0	0	0	0	0	0	0	0	0	0	0	0	0	W	24-20
11/12	Chiefs	P	0	0	0	0.0	0.0	0	0	0	0	0	0	0	0	0	0	0	0	0	0	0	0	0	0	0	W	16-13+
11/18	Ravens	P	2	2	0	0.0	0.0	0	0	0	0	0	0	0	0	0	0	0	0	0	0	0	0	0	0	0	L	10-13
11/25	at Browns	P	1	1	0	0.0	0.0	0	0	0	0	0	0	0	0	0	0	0	0	0	0	0	0	0	0	0	L	14-20
12/02	at Ravens	P	0	0	0	0.0	0.0	0	0	0	0	0	0	0	0	0	0	0	0	0	0	0	0	0	0	0	W	23-20
12/09	Chargers	P	1	1	0	0.0	0.0	0	0	1	0	0	0	0	0	0	0	0	0	0	0	0	0	0	0	0	L	24-34
12/16	at Cowboys	P	1	1	0	0.0	0.0	0	0	0	0	0	0	0	0	0	0	0	0	0	0	0	0	0	0	0	L	24-27+
12/23	Bengals	P	2	1	1	0.0	0.0	1	0	0	0	0	0	0	0	0	0	0	0	0	0	0	0	0	0	0	L	10-13
12/30	Browns	P	4	1	3	0.5	2.0	0	0	1	0	0	0	0	0	0	0	0	0	0	0	0	0	0	0	0	W	24-10
2012 TOTALS		**16-0**	**20**	**13**	**7**	**1.5**	**5.0**	**2**	**0**	**3**	**0**	**0**	**0**	**0**	**0**	**0**	**0**	**0**	**0**	**0**	**0**	**0**	**0**	**0**	**0**	**0**	**8-8**	

+ - Overtime

2011 GAME-BY-GAME REGULAR-SEASON STATISTICS (STEELERS)

			TACKLES								INTERCEPTIONS					O. FUMB				ST					MISC			
DATE	OPPONENT	P/S	TK	S	A	SK	YDS	TFL	YDS	QBH	NO	YDS	LG	TD	PD	FF	FR	TD	YDS	TK	S	A	FF	FR	S	A	W/L	SCORE
09/11	at Ravens	P	1	1	0	0.0	0.0	0	0	0	0	0	0	0	0	0	0	0	0	0	0	0	0	0	0	0	L	7-35
09/18	Seahawks	P	0	0	0	0.0	0.0	0	0	0	0	0	0	0	0	0	0	0	0	0	0	0	0	0	0	0	W	24-0
09/25	at Colts	P	0	0	0	0.0	0.0	0	0	0	0	0	0	0	0	0	0	0	0	0	0	0	0	0	0	0	W	23-20
10/02	at Texans	P	2	2	0	0.0	0.0	0	0	1	0	0	0	0	0	0	0	0	0	0	0	0	0	0	0	0	L	10-17
10/09	Titans	P	2	2	0	1.0	8.0	0	0	1	0	0	0	0	0	1	0	0	0	0	0	0	0	0	0	0	W	38-17
10/16	Jaguars	P	0	0	0	0.0	0.0	0	0	0	0	0	0	0	0	0	0	0	0	0	0	0	0	0	0	0	W	17-13
10/23	at Cardinals	P	0	0	0	0.0	0.0	0	0	0	0	0	0	0	0	0	0	0	0	0	0	0	0	0	0	0	W	32-20
10/30	Patriots	P	0	0	0	0.0	0.0	0	0	0	0	0	0	0	0	0	0	0	0	0	0	0	0	0	0	0	W	25-17
11/06	Ravens	P	0	0	0	0.0	0.0	0	0	0	0	0	0	0	0	0	0	0	0	0	0	0	0	0	0	0	L	20-23
11/13	at Bengals	P	0	0	0	0.0	0.0	0	0	0	0	0	0	0	0	0	0	0	0	0	0	0	0	0	0	0	W	24-17
11/27	at Chiefs	P	2	2	0	0.0	0.0	0	0	0	0	0	0	0	0	0	0	0	0	0	0	0	0	0	0	0	W	13-9
12/04	Bengals	P	1	0	1	0.0	0.0	0	0	0	0	0	0	0	0	0	0	0	0	0	0	0	0	0	0	0	W	35-7
12/08	Browns	P	0	0	0	0.0	0.0	0	0	1	0	0	0	0	0	0	0	0	0	0	0	0	0	0	0	0	W	14-3
12/19	at 49ers	P	0	0	0	0.0	0.0	0	0	0	0	0	0	0	1	0	0	0	0	0	0	0	0	0	0	0	L	3-20
12/24	Rams	P	3	3	0	0.0	0.0	0	0	0	0	0	0	0	0	0	0	0	0	0	0	0	0	0	0	0	W	27-0
01/01	at Browns	P	0	0	0	0.0	0.0	0	0	0	0	0	0	0	0	0	0	0	0	0	0	0	0	0	0	0	W	13-9
2011 TOTALS		**16-0**	**11**	**10**	**1**	**1.0**	**8.0**	**0**	**0**	**3**	**0**	**0**	**0**	**0**	**1**	**1**	**0**	**0**	**0**	**0**	**0**	**0**	**0**	**0**	**0**	**0**	**12-4**	

2024 GAME-BY-GAME POSTSEASON STATISTICS (STEELERS)

			TACKLES								INTERCEPTIONS					O. FUMB				ST					MISC			
DATE	OPPONENT	P/S	TK	S	A	SK	YDS	TFL	YDS	QBH	NO	YDS	LG	TD	PD	FF	FR	TD	YDS	TK	S	A	FF	FR	S	A	W/L	SCORE
01/11	at Ravens	S	10	3	7	0.0	0.0	2	3	0	0	0	0	0	0	0	0	0	0	0	0	0	0	0	0	0	L	14-28
2024 TOTALS		**1-1**	**10**	**3**	**7**	**0.0**	**0.0**	**2**	**3**	**0**	**0**	**0**	**0**	**0**	**0**	**0**	**0**	**0**	**0**	**0**	**0**	**0**	**0**	**0**	**0**	**0**	**0-1**	

2023 GAME-BY-GAME POSTSEASON STATISTICS (STEELERS)

			TACKLES								INTERCEPTIONS					O. FUMB				ST					MISC			
DATE	OPPONENT	P/S	TK	S	A	SK	YDS	TFL	YDS	QBH	NO	YDS	LG	TD	PD	FF	FR	TD	YDS	TK	S	A	FF	FR	S	A	W/L	SCORE
01/15	at Bills	S	6	4	2	0.0	0.0	1	2	0	0	0	0	0	0	0	0	0	0	0	0	0	0	0	0	0	L	17-31
2023 TOTALS		**1-1**	**6**	**4**	**2**	**0.0**	**0.0**	**1**	**2**	**0**	**0**	**0**	**0**	**0**	**0**	**0**	**0**	**0**	**0**	**0**	**0**	**0**	**0**	**0**	**0**	**0**	**0-1**	

CONNOR HEYWARD

TE **83**

HEIGHT: 6-0
WEIGHT: 230
BORN: January 22, 1999
COLLEGE: Michigan State

HOW ACQUIRED: DG '22
NFL EXPERIENCE: 4th year
BIRTHPLACE Duluth, GA

PRO CAREER

- Has played in 51 regular-season games (12 starts) in his three-year career (Pittsburgh 2022-24)
- Has recorded 41 catches for 358 yards (8.7 avg.) and two TDs
- Has rushed for 27 yards on three carries (9.0 avg.)
- Made NFL debut in Week 1 of 2022 (at Cincinnati)
- Made NFL starting debut in Week 7 of 2023 (at L.A. Rams)

2024 (STEELERS)

- Appeared in all 17 regular-season games (five starts)
- Registered six receptions for 40 yards and one touchdown
- Reeled in his first touchdown reception of the season, a 16-yard pass from QB Justin Fields, in Week 5 vs. Dallas

2023 (STEELERS)

- Appeared in all 17 regular-season games (seven starts)
- Registered 23 receptions for 167 yards (7.3 avg.)
- Added two tackles (one solo) on special teams
- Caught a career-high five passes for 24 yards (4.8 avg.) in Week 8 vs. Jacksonville
- Hauled in three passes for 32 yards (10.7 avg.) in Week 10 vs. Green Bay

2022 (STEELERS)

- Appeared in all 17 regular-season games
- Registered 12 receptions for 151 yards and one touchdown and two rushes for 27 yards
- Added on nine tackles (three solo) on special teams
- Caught the first two passes of his career in Week 5 at Buffalo
- Hauled in a season-long 45-yard reception in the fourth quarter in Week 6 vs. Tampa Bay that set up a Chase Claypool touchdown two plays later
- Caught his first touchdown on a 17-yard pass in Week 13 at Atlanta, his hometown where his late father, Craig Heyward, used to play
- Sealed the victory with a 21-yard run with 25 seconds left in the fourth quarter in Week 16 vs. Las Vegas

TRANSACTIONS

- Signed a four-year contract with Pittsburgh on May 13, 2022
- Drafted in the sixth round (208th overall) of the 2022 NFL Draft

PERSONAL

- Versatile athlete played five different positions (quarterback, receiver, running back, safety, punter) and was a three-year starter on varsity for Coach Mark Fleetwood at Peachtree Ridge High School
- Ranked among the top players in Georgia by ESPN.com (No. 58) and 247Sports (No. 96)
- Listed one of the top all-purpose athletes in the nation by 247Sports (No. 64), Scout.com (No. 67) and ESPN.com (No. 91)
- Rated one of the top all-purpose athletes in Georgia (No. 11) and the South (No. 30) by Scout.com
- Named first-team All-Gwinnett County and was an honorable mention all-state choice
- Selected for the 2016 Gwinnett All-Star Game
- Team captain his senior year
- Recorded 47 receptions for 580 yards, including six TD catches, as a senior in 2016
- Ran for 250 yards on 57 carries and accounted for 10 rushing TDs
- On defense, started every game at safety and totaled 71 tackles, seven pass break-ups and three interceptions
- Recorded a 37.0-yard punting average
- Ended his varsity career with more than 125 receptions and 35 total TDs
- Four-year starter on the basketball team
- Son of Charlotte and the late Craig Heyward
- His late father, Craig, played college football at Pittsburgh before spending 11 years in the NFL with New Orleans (1988-1991), Chicago (1992), Atlanta (1994-95), St. Louis (1997) and Indianapolis (1998); he rushed for 4,301 career yards and was a Pro Bowl selection in 1995 with the Falcons
- His oldest brother, Cameron, was a 2011 NFL first-round draft choice (No. 31 overall) out of Ohio State and is in his 13th season with the Steelers as a defensive end; he has earned Pro Bowl honors four straight years (2017-20) and All-Pro accolades twice (2017, 2019)
- Also has an older brother, Corey, who played basketball at Georgia Tech (2013-17)
- Graduated in May 2021 with a bachelor's degree in communication

COLLEGE

- Played in 49 career games with the Spartans from 2017-21, including 28 starts (eight in 2018, one in 2019, six in 2020, 13 in 2021; 15 at running back from 2018-20, 13 at tight end in 2021)
- Four-year letterwinner
- Accepted a Senior Bowl invitation
- Made the position switch from running back to tight end during preseason camp in 2021
- Finished his career with 2,265 all-purpose yards (825 rushing, 723 kick return, 711 receiving, 6 punt return)
- Scored 11 career TDs (six receiving, five rushing)
- Finished his career with 825 rushing yards on 211 carries with five TDs
- Recorded 96 career receptions for 711 yards and six TDs
- Returned 33 kickoffs in his career for 723 yards, ranking No. 16 on MSU career kick return yards list and tied for No. 18 on career kick return list (33)
- A finalist for the Paul Hornung Award as a sophomore in 2018

CONNOR HEYWARD'S NFL REGULAR SEASON RUSHING/RECEIVING STATISTICS

				RECEIVING					RUSHING				
DATE	TEAM	GP	GS	NO.	YDS.	AVG.	LG	TD	NO.	YDS.	AVG.	LG	TD
2022	Steelers	17	0	12	151	12.6	45	1	2	27	13.5	21	0
2023	Steelers	17	7	23	167	7.3	13	0	1	0	0.0	0	0
2024	Steelers	17	5	6	40	6.7	16t	1	0	0	0.0	0	0
2025	Steelers	8	1	2	18	9.0	12t	1	2	6	3.0	4	0
NFL TOTALS		59	13	43	376	8.7	45	3	5	33	6.6	21	0

CONNOR HEYWARD'S NFL POSTSEASON RUSHING/RECEIVING STATISTICS

				RECEIVING					RUSHING				
DATE	TEAM	GP	GS	NO.	YDS.	AVG.	LG	TD	NO.	YDS.	AVG.	LG	TD
2023	Steelers	1	0	1	5	5.0	5	0	0	0	0.0	0	0
2024	Steelers	1	0	0	0	0.0	0	0	0	0	0.0	0	0
NFL TOTALS		2	0	1	5	5.0	5	0	0	0	0.0	0	0

CONNOR HEYWARD'S NFL REGULAR SEASON RETURN STATISTICS

		KICKOFF RETURNS					PUNT RETURNS					
DATE	TEAM	RET.	YDS.	AVG.	LG	TD	NO.	FC	YDS.	AVG.	LG	TD
2022	Steelers	0	0	0.0	0	0	0	0	0	0.0	0	0
2023	Steelers	0	0	0.0	0	0	0	0	0	0.0	0	0
2024	Steelers	0	0	0.0	0	0	0	0	0	0.0	0	0
2025	Steelers	0	0	0.0	0	0	0	0	0	0.0	0	0
NFL TOTALS		0	0	0.0	0	0	0	0	0	0.0	0	0

CONNOR HEYWARD'S NFL POSTSEASON RETURN STATISTICS

		KICKOFF RETURNS					PUNT RETURNS					
DATE	TEAM	RET.	YDS.	AVG.	LG	TD	NO.	FC	YDS.	AVG.	LG	TD
2023	Steelers	0	0	0.0	0	0	0	0	0	0.0	0	0
2024	Steelers	0	0	0.0	0	0	0	0	0	0.0	0	0
NFL TOTALS		0	0	0.0	0	0	0	0	0	0.0	0	0

SINGLE-GAME HIGHS: RUSHING/RECEIVING

Rush Attempts	1 at Las Vegas Raiders, Sep 24, 2023 1 vs. Cleveland Browns, Jan 08, 2023 ...1 more at 1.
Rushing Yards	21 vs. Las Vegas Raiders, Dec 24, 2022 6 vs. Cleveland Browns, Jan 08, 2023
Longest Runs	21 vs. Las Vegas Raiders, Dec 24, 2022 6 vs. Cleveland Browns, Jan 08, 2023
Receptions	5 vs. Jacksonville Jaguars, Oct 29, 2023 3 vs. Green Bay Packers, Nov 12, 2023 ...2 more at 3.
Receiving Yards	49 vs. Tampa Bay Buccaneers, Oct 16, 2022 45 vs. Cleveland Browns, Jan 08, 2023
Receiving Average	15.0 vs. Cleveland Browns, Jan 08, 2023 10.7 vs. Green Bay Packers, Nov 12, 2023
Longest Receptions	45 vs. Tampa Bay Buccaneers, Oct 16, 2022 27 vs. Cleveland Browns, Jan 08, 2023
Receiving TDs	1 vs. Dallas Cowboys, Oct 06, 2024 1 at Atlanta Falcons, Dec 04, 2022
All-Purpose Yards	51 vs. Cleveland Browns, Jan 08, 2023 49 vs. Tampa Bay Buccaneers, Oct 16, 2022
Special Teams Tackles	4 vs. Green Bay Packers, Oct 26, 2025 2 at Washington Commanders, Nov 10, 2024 ...2 more at 2.
Most TDs	1 vs. Cleveland Browns, Oct 12, 2025 1 vs. Dallas Cowboys, Oct 06, 2024 ...1 more at 1.
Miscellaneous Tackles	1 at Cincinnati Bengals, Nov 26, 2023

SINGLE-GAME HIGHS - POSTSEASON: RECEIVING

Receptions	1 at Buffalo Bills, Jan 15, 2024	**Longest Receptions**	5 at Buffalo Bills, Jan 15, 2024
Receiving Yards	5 at Buffalo Bills, Jan 15, 2024	**All-Purpose Yards**	5 at Buffalo Bills, Jan 15, 2024

2025 GAME-BY-GAME REGULAR-SEASON STATISTICS (STEELERS)

			RECEIVING					RUSHING						
DATE	OPPONENT	P/S	NO.	YDS.	AVG.	LG	TD	NO.	YDS.	AVG.	LG	TD	W/L	SCORE
09/07	at Jets	P	0	0	0.0	0	0	0	0	0.0	0	0	W	34-32
09/14	Seahawks	P	1	6	6.0	6	0	0	0	0.0	0	0	L	17-31
09/21	at Patriots	P	0	0	0.0	0	0	0	0	0.0	0	0	W	21-14
09/28	Vikings	S	0	0	0.0	0	0	1	2	2.0	2	0	W	24-21
10/12	Browns	P	1	12	12.0	12t	1	0	0	0.0	0	0	W	23-9
10/16	at Bengals	P	0	0	0.0	0	0	0	0	0.0	0	0	L	31-33
10/26	Packers	P	0	0	0.0	0	0	0	0	0.0	0	0	L	25-35
11/02	Colts	P	0	0	0.0	0	0	1	4	4.0	4	0	W	27-20
2025 TOTALS		**8-1**	**2**	**18**	**9.0**	**12T**	**1**	**2**	**6**	**3.0**	**4**	**0**	**5-3**	

2024 GAME-BY-GAME REGULAR-SEASON STATISTICS (STEELERS)

			RECEIVING					RUSHING						
DATE	OPPONENT	P/S	NO.	YDS.	AVG.	LG	TD	NO.	YDS.	AVG.	LG	TD	W/L	SCORE
09/08	at Falcons	P	0	0	0.0	0	0	0	0	0.0	0	0	W	18-10
09/15	at Broncos	S	0	0	0.0	0	0	0	0	0.0	0	0	W	13-6
09/22	Chargers	P	1	2	2.0	2	0	0	0	0.0	0	0	W	20-10
09/29	at Colts	S	0	0	0.0	0	0	0	0	0.0	0	0	L	24-27
10/06	Cowboys	P	2	23	11.5	16t	1	0	0	0.0	0	0	L	17-20
10/13	at Raiders	P	1	4	4.0	4	0	0	0	0.0	0	0	W	32-13
10/20	Jets	S	0	0	0.0	0	0	0	0	0.0	0	0	W	37-15
10/28	Giants	P	0	0	0.0	0	0	0	0	0.0	0	0	W	26-18
11/10	at Commanders	P	0	0	0.0	0	0	0	0	0.0	0	0	W	28-27
11/17	Ravens	P	0	0	0.0	0	0	0	0	0.0	0	0	W	18-16
11/21	at Browns	S	0	0	0.0	0	0	0	0	0.0	0	0	L	19-24
12/01	at Bengals	P	0	0	0.0	0	0	0	0	0.0	0	0	W	44-38
12/08	Browns	P	0	0	0.0	0	0	0	0	0.0	0	0	W	27-14
12/15	at Eagles	S	0	0	0.0	0	0	0	0	0.0	0	0	L	13-27
12/21	at Ravens	P	1	3	3.0	3	0	0	0	0.0	0	0	L	17-34
12/25	Chiefs	P	1	8	8.0	8	0	0	0	0.0	0	0	L	10-29
01/04	Bengals	P	0	0	0.0	0	0	0	0	0.0	0	0	L	17-19
2024 TOTALS		**17-5**	**6**	**40**	**6.7**	**16T**	**1**	**0**	**0**	**0.0**	**0**	**0**	**10-7**	

2023 GAME-BY-GAME REGULAR-SEASON STATISTICS (STEELERS)

			RECEIVING					RUSHING						
DATE	OPPONENT	P/S	NO.	YDS.	AVG.	LG	TD	NO.	YDS.	AVG.	LG	TD	W/L	SCORE
09/10	49ers	P	2	19	9.5	11	0	0	0	0.0	0	0	L	7-30
09/18	Browns	P	0	0	0.0	0	0	0	0	0.0	0	0	W	26-22
09/24	at Raiders	P	0	0	0.0	0	0	1	0	0.0	0	0	W	23-18
10/01	at Texans	P	0	0	0.0	0	0	0	0	0.0	0	0	L	6-30
10/08	Ravens	P	3	23	7.7	12	0	0	0	0.0	0	0	W	17-10
10/22	at Rams	S	2	23	11.5	12	0	0	0	0.0	0	0	W	24-17
10/29	Jaguars	S	5	24	4.8	9	0	0	0	0.0	0	0	L	10-20
11/02	Titans	S	2	16	8.0	11	0	0	0	0.0	0	0	W	20-16
11/12	Packers	P	3	32	10.7	13	0	0	0	0.0	0	0	W	23-19
11/19	at Browns	P	0	0	0.0	0	0	0	0	0.0	0	0	L	10-13
11/26	at Bengals	P	2	11	5.5	10	0	0	0	0.0	0	0	W	16-10
12/03	Cardinals	P	0	0	0.0	0	0	0	0	0.0	0	0	L	10-24
12/07	Patriots	P	2	15	7.5	10	0	0	0	0.0	0	0	L	18-21
12/16	at Colts	S	0	0	0.0	0	0	0	0	0.0	0	0	L	13-30
12/23	Bengals	S	0	0	0.0	0	0	0	0	0.0	0	0	W	34-11
12/31	at Seahawks	S	0	0	0.0	0	0	0	0	0.0	0	0	W	30-23
01/06	at Ravens	S	2	4	2.0	2	0	0	0	0.0	0	0	W	17-10
2023 TOTALS		**17-7**	**23**	**167**	**7.3**	**13**	**0**	**1**	**0**	**0.0**	**0**	**0**	**10-7**	

2022 GAME-BY-GAME REGULAR-SEASON STATISTICS (STEELERS)

			RECEIVING					RUSHING						
DATE	OPPONENT	P/S	NO.	YDS.	AVG.	LG	TD	NO.	YDS.	AVG.	LG	TD	W/L	SCORE
09/11	at Bengals	P	0	0	0.0	0	0	0	0	0.0	0	0	W	23-20+
09/18	Patriots	P	0	0	0.0	0	0	0	0	0.0	0	0	L	14-17
09/22	at Browns	P	0	0	0.0	0	0	0	0	0.0	0	0	L	17-29
10/02	Jets	P	0	0	0.0	0	0	0	0	0.0	0	0	L	20-24
10/09	at Bills	P	2	12	6.0	7	0	0	0	0.0	0	0	L	3-38
10/16	Buccaneers	P	2	49	24.5	45	0	0	0	0.0	0	0	W	20-18
10/23	at Dolphins	P	1	6	6.0	6	0	0	0	0.0	0	0	L	10-16
10/30	at Eagles	P	0	0	0.0	0	0	0	0	0.0	0	0	L	13-35
11/13	Saints	P	2	9	4.5	8	0	0	0	0.0	0	0	W	20-10
11/20	Bengals	P	0	0	0.0	0	0	0	0	0.0	0	0	L	30-37
11/28	at Colts	P	0	0	0.0	0	0	0	0	0.0	0	0	W	24-17
12/04	at Falcons	P	1	17	17.0	17t	1	0	0	0.0	0	0	W	19-16
12/11	Ravens	P	1	13	13.0	13	0	0	0	0.0	0	0	L	14-16
12/18	at Panthers	P	0	0	0.0	0	0	0	0	0.0	0	0	W	24-16
12/24	Raiders	P	0	0	0.0	0	0	1	21	21.0	21	0	W	13-10
01/01	at Ravens	P	0	0	0.0	0	0	0	0	0.0	0	0	W	16-13
01/08	Browns	P	3	45	15.0	27	0	1	6	6.0	6	0	W	28-14
2022 TOTALS		**17-0**	**12**	**151**	**12.6**	**45**	**1**	**2**	**27**	**13.5**	**21**	**0**	**9-8**	

+ - Overtime

2024 GAME-BY-GAME POSTSEASON STATISTICS (STEELERS)

			RECEIVING					RUSHING						
DATE	OPPONENT	P/S	NO.	YDS.	AVG.	LG	TD	NO.	YDS.	AVG.	LG	TD	W/L	SCORE
01/11	at Ravens	P	0	0	0.0	0	0	0	0	0.0	0	0	L	14-28
2024 TOTALS		**1-0**	**0**	**0**	**0.0**	**0**	**0**	**0**	**0**	**0.0**	**0**	**0**	**0-1**	

2023 GAME-BY-GAME POSTSEASON STATISTICS (STEELERS)

			RECEIVING					RUSHING						
DATE	OPPONENT	P/S	NO.	YDS.	AVG.	LG	TD	NO.	YDS.	AVG.	LG	TD	W/L	SCORE
01/15	at Bills	P	1	5	5.0	5	0	0	0	0.0	0	0	L	17-31
2023 TOTALS		**1-0**	**1**	**5**	**5.0**	**5**	**0**	**0**	**0**	**0.0**	**0**	**0**	**0-1**	



ALEX HIGHSMITH

LB

56

HEIGHT: 6-4
WEIGHT: 242
BORN: August 7, 1997
COLLEGE: Charlotte

HOW ACQUIRED: D3 '20
NFL EXPERIENCE: 6th year
BIRTHPLACE Wilmington, NC

PRO CAREER

- Has played in 77 games (66 starts) in his five-year NFL career (Pittsburgh 2020-24)
- Has registered 281 tackles (172 solo), 49 tackles for loss, 35.5 sacks, 72 quarterback hits, three interceptions, seven passes defensed, nine forced fumbles and one interception return for TD
- Has recorded six tackles (four solo) on special teams
- His interception return for TD in Week 2 of 2023 vs. Cleveland came nine seconds into the game, which was the fastest TD to open a game for the Steelers since the 1970 AFL-NFL merger
- First Steelers player to record an interception on the first play from scrimmage in a game since William Gay in 2014
- In Pittsburgh's victory over Cleveland in Week 2 of 2023, Highsmith and T.J. Watt both recorded a sack and defensive TD – becoming the first pair of teammates to each post a sack and TD in the same game since 1982, when the sack became an official statistic
- Since 2020, only one team has had three players with at least 26.5 sacks, 59 quarterback hits and 40 tackles for loss (Pittsburgh's T.J. Watt, Cameron Heyward and Alex Highsmith)
- Only player in the NFL in 2023 with at least 7.0 sacks and two interceptions
- One of just three players in the League with at least 7.0 sacks and two interceptions in a season since entering the NFL in 2020
- His 21.5 sacks are the 12th-most in the NFL since the start of the 2022 season
- His seven forced fumbles are tied for the second-most in the NFL since the start of the 2022 season
- His six strip sacks are tied for the second-most in the NFL since the start of the 2022 season
- Has recorded 24.5 sacks in his last 37 games, dating back to Week 16 of the 2021 season, which is the 12th-most in the NFL over the span
- Has recorded seven strip sacks in his last 37 games, dating back to Week 16 of the 2021 season, which is the second-most in the NFL over the span
- Has registered eight forced fumbles in his last 37 games, dating back to Week 16 of the 2021 season, which is the second-most in the NFL over the span
- Has recorded seven multi-sack games in his career
- Made NFL debut in Week 1 of 2020 (at N.Y. Giants)
- Made NFL starting debut in Week 13 of 2020 (vs. Washington)

2024 (STEELERS)

- Played in 11 regular-season games (11 starts)
- Registered 45 tackles (28 solo), 13 quarterback hits, nine tackles for loss, one forced fumbles, 6.0 sacks and two passes defensed
- Recorded a season-high 2.0 sacks Week 8 versus the Giants
- Recorded one forced fumble Week 16 versus the Ravens

2023 (STEELERS)

- Played in all 17 regular-season games (17 starts)
- Registered 57 tackles (34 solo), 18 quarterback hits, eight tackles for loss, two forced fumbles, 7.0 sacks, three passes defensed, two interceptions and one interception return for TD
- His interception return for TD in Week 2 2023 vs. Cleveland came nine seconds into the game, which was the fastest TD to open a game for the Steelers since the 1970 AFL-NFL merger
- First Steelers player to record an interception on the first play from scrimmage in a game since William Gay in 2014
- In Pittsburgh's victory over Cleveland in Week 2 of 2023, Highsmith and T.J. Watt both recorded a sack and defensive TD – becoming the first pair of teammates to each post a sack and TD in the same game since 1982, when the sack became an official statistic
- Only player in the NFL in 2023 with at least 7.0 sacks and two interceptions
- Recorded one tackle (one solo), one quarterback hit, one tackle for loss, one interception and 1.0 sack in Week 16 vs. Cincinnati
- Registered two games with at least 1.0 sack, one tackle for loss, one quarterback hit and one interception (Week 2 vs. Cleveland and Week 16 vs. Cincinnati)
- Recorded four tackles (two solo), 2.0 sacks, two tackles for loss and a career-high five QB hits in Week 9 vs. Tennessee
- His five QB hits were tied for the most in a game in the NFL in 2023
- His five QB hits are tied for the sixth-most in a game by a Steelers player since 2001
- One of five players to register 2.0 sacks, two tackles for loss and five QB hits in the same game
- Registered two tackles (two solo), 1.0 sack, one forced fumble and one strip sack in Week 5 vs. Baltimore
- Recorded seven tackles (five solo), 1.0 sack, one strip sack, one forced fumble, two quarterback hits, one tackle for loss, one interception and one pass defensed in Week 2 vs. Cleveland
- Picked off Deshaun Watson on the Browns' first offensive play of the game and returned 30 yards for a TD, which marked the first interception return for TD since Week 1 of 2022 (Minkah Fitzpatrick at Cincinnati) and first interception return for TD by a linebacker since Week 8 of 2020 (Robert Spillane at Baltimore)
- Marked the first interception return for TD at home since Week 12 of 2020 (Joe Haden vs. Baltimore) and first interception return for TD at home by a linebacker since Week 14 of 2010 (LaMarr Woodley vs. Cincinnati)

2022 (STEELERS)

- Played in 17 regular-season games (17 starts)
- Registered 63 tackles (38 solo), 20 quarterback hits, 12 tackles for loss, five forced fumbles, 14.5 sacks and one pass defensed
- Ranked first on the team in sacks and forced fumbles
- Ranked second on the team in tackles for loss and quarterback hits
- His 14.5 sacks were tied for sixth-most in the NFL, fourth-most in the AFC and fifth-most in single-season franchise history
- His five forced fumbles were tied for first in the League
- His four strip sacks were tied for second-most in the League
- Registered career highs in sacks (3.0) and quarterback hits (four) in Week 1 at Cincinnati
- Added on nine tackles (six solo), two tackles for loss and a forced fumble that was recovered by DT Cameron Heyward in Week 1 at Cincinnati
- Recorded the fifth multi-sack game of his career with 1.5 in Week 3 at Cleveland, along with eight tackles (six solo), two quarterback hits and two tackles for loss
- Strip sacked QB Tom Brady in a Week 6 victory vs. Tampa Bay
- Was named the AFC Defensive Player of the Week for his performance in Week 10 vs. New Orleans where he registerered five tackles (three solo), 2.0 sacks, one tackle for loss, one quarterback hit and one forced fumble
- Notched his fourth strip sack of the season in Week 12 at Indianapolis
- Took down QB Deshaun Watson for 2.5 sacks in the season finale vs. Cleveland along with eight tackles (six solo), two tackles for loss and three quarterback hits

2021 (STEELERS)

- Played in 16 regular-season games (16 starts)
- Registered career highs in tackles (74 total, 46 solo) and tackles for loss (15)
- Added on 15 quarterback hits, 6.0 sacks and one forced fumble
- Inactive due to a groin injury in Week 3 vs Cincinnati
- Registered the first multi-sack game of his career with 1.5 takedowns of QB Geno Smith in Week 6 vs Seattle and repeated the feat in Week 11 at the Los Angeles Chargers
- Recorded the first game of his career with double-digit tackles (11) in Week 10 vs Detroit
- Left the Week 14 game at Minnesota with a hamstring injury and did not return
- Notched the first strip sack of his career on QB Patrick Mahomes in Week 16 at Kansas City
- Recorded a career-high 2.0 sacks in Week 17 vs Cleveland

2020 (STEELERS)

- Played in 16 games (five starts)
- Registered 42 tackles, 26 solo stops, five tackles for loss, 2.0 sacks, six quarterback hits, one interception and one pass defensed
- Recorded six tackles (four solo) on special teams
- Reached a career high in special-teams tackles with three in Week 6 vs. Cleveland
- Recorded the first sack of his career in Week 9 at Dallas
- Entered the starting lineup in Week 13 vs. Washington
- Intercepted his first career pass in Week 8 at Baltimore

TRANSACTIONS

- Signed a four-year contract with Pittsburgh on July 19, 2023
- Sgned a four-year contract with the Steelers on July 21, 2020
- Drafted by Pittsburgh in the third round (102nd overall) of the 2020 NFL Draft

PERSONAL

- Attended Eugene Ashley High School (Wilmington, North Carolina)
- Parents are Sam and Pam Highsmith
- Has a sister, Lauryn
- A/B Honor Roll throughout high school
- National Honor Society
- Also played basketball and baseball

COMMUNITY

- Foundation supports development in physical and family involvement, athletic participation, academic support, social/emotional support, and family involvement
- Has hosted youth football camps during the past three off-season
- Donated backpacks and school supplies to Clairton Elementary school last season
- Donated winter coats to youth at Urban Impact for the second straight year
- Serves on the Steelers Social Justice Committee and led one of the Social Justice Film Series nights

COLLEGE

- Four-year letterwinner at Charlotte (2015-19)
- Owns school records for sacks in a game (4.5), season (14.0) and career (20.0) and tackles for loss in a game (5.0) and season (21.5)
- Ranks second in school history with 46.0 tackles for loss and fifth with 185 career tackles
- 2020 NFL Combine participant
- Named to the 2020 NFL All-Combine Team as an edge rusher
- 2020 East-West Shrine Bowl
- 2019 Third Team All-American by both AP and Pro Football Focus
- First 49er to earn All-American honors
- 2020 East-West Shrine Bowl
- 2018 and 2019 First Team All-Conference USA (coaches)
- First 49er to be named first-team All-C-USA twice
- 2019 First Team All-C-USA by PFF and Phil Steele
- Ranked fourth in the nation in sacks (14.0) and fifth in tackles for loss (21.5) in 2019
- Named to PFF's 2019 All-Draft Stock Team for those players whose draft stock rose the most this season
- Starting DE in 49ers' first-ever bowl game (2019 Bahamas Bowl)
- 2019 Team Captain
- 2019 Chuck Bednarik Award (Defensive Player of the Year) Watch List
- 2019 Burlsworth Trophy Semifinalist
- 2018 first-team all-C-USA by PFF and second team by Phil Steele
- Joined the 49ers for the 2015 season as a walk-on
- Earned scholarship during the summer of 2017
- Graduated with a degree in exercise science

ALEX HIGHSMITH'S NFL REGULAR SEASON DEFENSIVE STATISTICS

				TACKLES								INTERCEPTIONS					O. FUMB				ST					MISC	
DATE	TEAM	GP	GS	TK	S	A	TFL	YDS	SK	YDS	QBH	NO	YDS	LG	TD	PD	FF	FR	TD	YDS	TK	S	A	FF	FR	S	A
2020	Steelers	16	5	42	26	16	5	22	2.0	16.0	6	1	2	2	0	1	0	0	0	0	6	4	2	0	0	0	0
2021	Steelers	16	16	74	46	28	15	54	6.0	35.5	15	0	0	0	0	0	1	0	0	0	0	0	0	0	0	0	0
2022	Steelers	17	17	63	38	25	12	91	14.5	118.0	20	0	0	0	0	1	5	0	0	0	0	0	0	0	0	0	0
2023	Steelers	17	17	57	34	23	8	33	7.0	44.5	18	2	30	30t	1	3	2	0	0	0	0	0	0	0	0	0	0
2024	Steelers	11	11	45	28	17	9	46	6.0	40.0	13	0	0	0	0	2	1	0	0	0	0	0	0	0	0	0	0
2025	Steelers	6	6	22	13	9	4	24	3.5	25.0	7	0	0	0	0	1	1	0	0	0	0	0	0	0	0	0	0
NFL TOTALS		83	72	303	185	118	53	270	39.0	279.0	79	3	32	30T	1	8	10	0	0	0	6	4	2	0	0	0	0

ALEX HIGHSMITH'S NFL POSTSEASON DEFENSIVE STATISTICS

				TACKLES								INTERCEPTIONS					O. FUMB				ST					MISC	
DATE	TEAM	GP	GS	TK	S	A	TFL	YDS	SK	YDS	QBH	NO	YDS	LG	TD	PD	FF	FR	TD	YDS	TK	S	A	FF	FR	S	A
2020	Steelers	1	1	2	1	1	0	0	0.0	0.0	0	0	0	0	0	0	0	0	0	0	0	0	0	0	0	0	0
2021	Steelers	1	1	3	2	1	1	10	1.0	10.0	1	0	0	0	0	0	0	0	0	0	0	0	0	0	0	0	0
2023	Steelers	1	1	3	2	1	1	7	1.0	7.0	1	0	0	0	0	0	0	0	0	0	0	0	0	0	0	0	0
2024	Steelers	1	1	2	1	1	1	10	1.0	10.0	1	0	0	0	0	0	0	0	0	0	0	0	0	0	0	0	0
NFL TOTALS		4	4	10	6	4	3	27	3.0	27.0	3	0	0	0	0	0	0	0	0	0	0	0	0	0	0	0	0

SINGLE-GAME HIGHS: DEFENSIVE

Total Tackles
11 vs. Detroit Lions, Nov 14, 2021
9 at Cincinnati Bengals, Sep 11, 2022
...1 more at 9.

Solo Tackles
8 vs. Detroit Lions, Nov 14, 2021
7 vs. Cleveland Browns, Jan 03, 2022

Sacks
3.0 at Cincinnati Bengals, Sep 11, 2022
2.5 vs. Cleveland Browns, Jan 08, 2023

Passes Defensed
1 vs. Indianapolis Colts, Nov 02, 2025
1 vs. Kansas City Chiefs, Dec 25, 2024
...6 more at 1.

Forced Fumbles
1 vs. Indianapolis Colts, Nov 02, 2025
1 at Baltimore Ravens, Dec 21, 2024
...8 more at 1.

Tackles For Loss
3 vs. Indianapolis Colts, Nov 02, 2025
3 vs. Cleveland Browns, Jan 03, 2022

Interceptions
1 vs. Cincinnati Bengals, Dec 23, 2023
1 vs. Cleveland Browns, Sep 18, 2023
...1 more at 1.

Interception Return Yards
2 at Baltimore Ravens, Nov 01, 2020

Special Teams Tackles
3 vs. Cleveland Browns, Oct 18, 2020
1 vs. Indianapolis Colts, Dec 27, 2020
...2 more at 1.

SINGLE-GAME HIGHS - POSTSEASON: DEFENSIVE

Total Tackles
3 at Buffalo Bills, Jan 15, 2024
3 at Kansas City Chiefs, Jan 16, 2022
2 at Baltimore Ravens, Jan 11, 2025
2 vs. Cleveland Browns, Jan 10, 2021

Solo Tackles
2 at Buffalo Bills, Jan 15, 2024
2 at Kansas City Chiefs, Jan 16, 2022
1 vs. Cleveland Browns, Jan 10, 2021

Sacks
1.0 at Buffalo Bills, Jan 15, 2024
1.0 at Kansas City Chiefs, Jan 16, 2022

Tackles For Loss
1 at Buffalo Bills, Jan 15, 2024
1 at Kansas City Chiefs, Jan 16, 2022

2025 GAME-BY-GAME REGULAR-SEASON STATISTICS (STEELERS)

			TACKLES								INTERCEPTIONS					O. FUMB				ST					MISC			
DATE	OPPONENT	P/S	TK	S	A	SK	YDS	TFL	YDS	QBH	NO	YDS	LG	TD	PD	FF	FR	TD	YDS	TK	S	A	FF	FR	S	A	W/L	SCORE
09/07	at Jets	S	8	5	3	1.0	6.0	1	6	3	0	0	0	0	0	0	0	0	0	0	0	0	0	0	0	0	W	34-32
09/14	Seahawks	S	1	1	0	0.0	0.0	0	0	0	0	0	0	0	0	0	0	0	0	0	0	0	0	0	0	0	L	17-31
09/21	at Patriots										ON INACTIVE LIST																W	21-14
09/28	Vikings										ON INACTIVE LIST																W	24-21
10/12	Browns	S	3	1	2	0.5	2.0	0	0	2	0	0	0	0	0	0	0	0	0	0	0	0	0	0	0	0	W	23-9
10/16	at Bengals	S	3	1	2	0.0	0.0	0	0	0	0	0	0	0	0	0	0	0	0	0	0	0	0	0	0	0	L	31-33
10/26	Packers	S	3	2	1	0.0	0.0	0	0	1	0	0	0	0	0	0	0	0	0	0	0	0	0	0	0	0	L	25-35
11/02	Colts	S	4	3	1	2.0	17.0	3	18	1	0	0	0	0	1	1	0	0	0	0	0	0	0	0	0	0	W	27-20
2025 TOTALS		**6-6**	**22**	**13**	**9**	**3.5**	**25.0**	**4**	**24**	**7**	**0**	**0**	**0**	**0**	**1**	**1**	**0**	**0**	**0**	**0**	**0**	**0**	**0**	**0**	**0**	**0**	**5-3**	

2024 GAME-BY-GAME REGULAR-SEASON STATISTICS (STEELERS)

			TACKLES								INTERCEPTIONS					O. FUMB				ST					MISC			
DATE	OPPONENT	P/S	TK	S	A	SK	YDS	TFL	YDS	QBH	NO	YDS	LG	TD	PD	FF	FR	TD	YDS	TK	S	A	FF	FR	S	A	W/L	SCORE
09/08	at Falcons	S	6	1	5	0.0	0.0	0	0	0	0	0	0	0	1	0	0	0	0	0	0	0	0	0	0	0	W	18-10
09/15	at Broncos	S	4	4	0	1.0	7.0	2	10	1	0	0	0	0	0	0	0	0	0	0	0	0	0	0	0	0	W	13-6
09/22	Chargers	S	1	1	0	0.0	0.0	0	0	0	0	0	0	0	0	0	0	0	0	0	0	0	0	0	0	0	W	20-10
09/29	at Colts										ON INACTIVE LIST																L	24-27
10/06	Cowboys										ON INACTIVE LIST																L	17-20
10/13	at Raiders										ON INACTIVE LIST																W	32-13
10/20	Jets	S	4	1	3	0.0	0.0	0	0	2	0	0	0	0	0	0	0	0	0	0	0	0	0	0	0	0	W	37-15
10/28	Giants	S	4	4	0	2.0	9.0	2	9	6	0	0	0	0	0	0	0	0	0	0	0	0	0	0	0	0	W	26-18
11/10	at Commanders	S	0	0	0	0.0	0.0	0	0	1	0	0	0	0	0	0	0	0	0	0	0	0	0	0	0	0	W	28-27
11/17	Ravens										ON INACTIVE LIST																W	18-16
11/21	at Browns										INACTIVE																L	19-24
12/01	at Bengals										ON INACTIVE LIST																W	44-38
12/08	Browns	S	3	2	1	1.0	7.0	2	8	2	0	0	0	0	0	0	0	0	0	0	0	0	0	0	0	0	W	27-14
12/15	at Eagles	S	8	6	2	1.0	8.0	2	10	1	0	0	0	0	0	0	0	0	0	0	0	0	0	0	0	0	L	13-27
12/21	at Ravens	S	4	2	2	1.0	9.0	1	9	0	0	0	0	0	0	1	0	0	0	0	0	0	0	0	0	0	L	17-34
12/25	Chiefs	S	4	3	1	0.0	0.0	0	0	0	0	0	0	0	1	0	0	0	0	0	0	0	0	0	0	0	L	10-29
01/04	Bengals	S	7	4	3	0.0	0.0	0	0	0	0	0	0	0	0	0	0	0	0	0	0	0	0	0	0	0	L	17-19
2024 TOTALS		**11-11**	**45**	**28**	**17**	**6.0**	**40.0**	**9**	**46**	**13**	**0**	**0**	**0**	**0**	**2**	**1**	**0**	**0**	**0**	**0**	**0**	**0**	**0**	**0**	**0**	**0**	**10-7**	

2023 GAME-BY-GAME REGULAR-SEASON STATISTICS (STEELERS)

			TACKLES								INTERCEPTIONS					O. FUMB				ST					MISC			
DATE	OPPONENT	P/S	TK	S	A	SK	YDS	TFL	YDS	QBH	NO	YDS	LG	TD	PD	FF	FR	TD	YDS	TK	S	A	FF	FR	S	A	W/L	SCORE
09/10	49ers	S	7	4	3	0.0	0.0	1	1	0	0	0	0	0	0	0	0	0	0	0	0	0	0	0	0	0	L	7-30
09/18	Browns	S	7	5	2	1.0	4.0	1	0	2	1	30	30	1	1	1	0	0	0	0	0	0	0	0	0	0	W	26-22
09/24	at Raiders	S	0	0	0	0.0	0.0	0	0	2	0	0	0	0	0	0	0	0	0	0	0	0	0	0	0	0	W	23-18
10/01	at Texans	S	3	0	3	0.0	0.0	0	0	3	0	0	0	0	0	0	0	0	0	0	0	0	0	0	0	0	L	6-30
10/08	Ravens	S	2	1	1	1.0	8.0	0	0	0	0	0	0	0	0	1	0	0	0	0	0	0	0	0	0	0	W	17-10
10/22	at Rams	S	2	2	0	0.0	0.0	0	0	0	0	0	0	0	0	0	0	0	0	0	0	0	0	0	0	0	W	24-17
10/29	Jaguars	S	4	3	1	0.5	3.5	1	4	1	0	0	0	0	0	0	0	0	0	0	0	0	0	0	0	0	L	10-20
11/02	Titans	S	4	2	2	2.0	12.0	2	12	5	0	0	0	0	0	0	0	0	0	0	0	0	0	0	0	0	W	20-16
11/12	Packers	S	3	1	2	0.0	0.0	0	0	1	0	0	0	0	1	0	0	0	0	0	0	0	0	0	0	0	W	23-19
11/19	at Browns	S	6	2	4	0.0	0.0	0	0	0	0	0	0	0	0	0	0	0	0	0	0	0	0	0	0	0	L	10-13
11/26	at Bengals	S	1	0	1	0.0	0.0	0	0	0	0	0	0	0	0	0	0	0	0	0	0	0	0	0	0	0	W	16-10
12/03	Cardinals	S	8	5	3	1.5	10.0	2	9	2	0	0	0	0	0	0	0	0	0	0	0	0	0	0	0	0	L	10-24
12/07	Patriots	S	2	2	0	0.0	0.0	0	0	0	0	0	0	0	0	0	0	0	0	0	0	0	0	0	0	0	L	18-21
12/16	at Colts	S	4	4	0	0.0	0.0	0	0	0	0	0	0	0	0	0	0	0	0	0	0	0	0	0	0	0	L	13-30
12/23	Bengals	S	1	1	0	1.0	7.0	1	7	1	1	0	0	0	1	0	0	0	0	0	0	0	0	0	0	0	W	34-11
12/31	at Seahawks	S	0	0	0	0.0	0.0	0	0	1	0	0	0	0	0	0	0	0	0	0	0	0	0	0	0	0	W	30-23
01/06	at Ravens	S	3	2	1	0.0	0.0	0	0	0	0	0	0	0	0	0	0	0	0	0	0	0	0	0	0	0	W	17-10
2023 TOTALS		**17-17**	**57**	**34**	**23**	**7.0**	**44.5**	**8**	**33**	**18**	**2**	**30**	**30T**	**1**	**3**	**2**	**0**	**0**	**0**	**0**	**0**	**0**	**0**	**0**	**0**	**0**	**10-7**	

2022 GAME-BY-GAME REGULAR-SEASON STATISTICS (STEELERS)

			TACKLES								INTERCEPTIONS					O. FUMB				ST					MISC			
DATE	OPPONENT	P/S	TK	S	A	SK	YDS	TFL	YDS	QBH	NO	YDS	LG	TD	PD	FF	FR	TD	YDS	TK	S	A	FF	FR	S	A	W/L	SCORE
09/11	at Bengals	S	9	6	3	3.0	23.0	2	14	4	0	0	0	0	0	1	0	0	0	0	0	0	0	0	0	0	W	23-20+
09/18	Patriots	S	3	2	1	0.0	0.0	0	0	1	0	0	0	0	0	0	0	0	0	0	0	0	0	0	0	0	L	14-17
09/22	at Browns	S	8	6	2	1.5	11.0	2	12	2	0	0	0	0	0	0	0	0	0	0	0	0	0	0	0	0	L	17-29
10/02	Jets	S	4	1	3	1.0	4.0	1	4	1	0	0	0	0	0	0	0	0	0	0	0	0	0	0	0	0	L	20-24
10/09	at Bills	S	1	1	0	0.0	0.0	1	4	0	0	0	0	0	0	0	0	0	0	0	0	0	0	0	0	0	L	3-38
10/16	Buccaneers	S	1	1	0	1.0	9.0	0	0	1	0	0	0	0	1	1	0	0	0	0	0	0	0	0	0	0	W	20-18
10/23	at Dolphins	S	1	0	1	0.0	0.0	0	0	0	0	0	0	0	0	0	0	0	0	0	0	0	0	0	0	0	L	10-16
10/30	at Eagles	S	4	2	2	0.0	0.0	1	10	0	0	0	0	0	0	0	0	0	0	0	0	0	0	0	0	0	L	13-35
11/13	Saints	S	5	3	2	2.0	17.0	1	8	1	0	0	0	0	0	1	0	0	0	0	0	0	0	0	0	0	W	20-10
11/20	Bengals	S	1	0	1	0.5	3.0	0	0	3	0	0	0	0	0	0	0	0	0	0	0	0	0	0	0	0	L	30-37
11/28	at Colts	S	6	4	2	1.0	7.0	0	0	2	0	0	0	0	0	1	0	0	0	0	0	0	0	0	0	0	W	24-17
12/04	at Falcons	S	1	1	0	0.0	0.0	0	0	0	0	0	0	0	0	0	0	0	0	0	0	0	0	0	0	0	W	19-16
12/11	Ravens	S	3	1	2	0.0	0.0	0	0	0	0	0	0	0	0	0	0	0	0	0	0	0	0	0	0	0	L	14-16
12/18	at Panthers	S	4	3	1	1.0	8.0	1	8	1	0	0	0	0	0	1	0	0	0	0	0	0	0	0	0	0	W	24-16
12/24	Raiders	S	1	1	0	1.0	13.0	1	13	1	0	0	0	0	0	0	0	0	0	0	0	0	0	0	0	0	W	13-10
01/01	at Ravens	S	3	0	3	0.0	0.0	0	0	0	0	0	0	0	0	0	0	0	0	0	0	0	0	0	0	0	W	16-13
01/08	Browns	S	8	6	2	2.5	23.0	2	18	3	0	0	0	0	0	0	0	0	0	0	0	0	0	0	0	0	W	28-14
2022 TOTALS		**17-17**	**63**	**38**	**25**	**14.5**	**118.0**	**12**	**91**	**20**	**0**	**0**	**0**	**0**	**1**	**5**	**0**	**0**	**0**	**0**	**0**	**0**	**0**	**0**	**0**	**0**	**9-8**	

+ - Overtime

2021 GAME-BY-GAME REGULAR-SEASON STATISTICS (STEELERS)

			TACKLES								INTERCEPTIONS					O. FUMB				ST					MISC			
DATE	OPPONENT	P/S	TK	S	A	SK	YDS	TFL	YDS	QBH	NO	YDS	LG	TD	PD	FF	FR	TD	YDS	TK	S	A	FF	FR	S	A	W/L	SCORE
09/12	at Bills	S	4	3	1	0.0	0.0	0	0	0	0	0	0	0	0	0	0	0	0	0	0	0	0	0	0	0	W	23-16
09/19	Raiders	S	4	3	1	0.0	0.0	1	4	0	0	0	0	0	0	0	0	0	0	0	0	0	0	0	0	0	L	17-26
09/26	Bengals										ON INACTIVE LIST																L	10-24
10/03	at Packers	S	5	2	3	0.0	0.0	0	0	0	0	0	0	0	0	0	0	0	0	0	0	0	0	0	0	0	L	17-27
10/10	Broncos	S	1	1	0	0.0	0.0	0	0	0	0	0	0	0	0	0	0	0	0	0	0	0	0	0	0	0	W	27-19
10/17	Seahawks	S	7	2	5	1.5	15.5	2	9	4	0	0	0	0	0	0	0	0	0	0	0	0	0	0	0	0	W	23-20+
10/31	at Browns	S	4	1	3	0.0	0.0	1	1	0	0	0	0	0	0	0	0	0	0	0	0	0	0	0	0	0	W	15-10
11/08	Bears	S	3	0	3	0.0	0.0	0	0	2	0	0	0	0	0	0	0	0	0	0	0	0	0	0	0	0	W	29-27
11/14	Lions	S	11	8	3	0.0	0.0	2	9	1	0	0	0	0	0	0	0	0	0	0	0	0	0	0	0	0	T	16-16
11/21	at Chargers	S	6	3	3	1.5	6.0	1	4	3	0	0	0	0	0	0	0	0	0	0	0	0	0	0	0	0	L	37-41
11/28	at Bengals	S	5	3	2	0.0	0.0	2	8	0	0	0	0	0	0	0	0	0	0	0	0	0	0	0	0	0	L	10-41
12/05	Ravens	S	3	3	0	0.0	0.0	2	3	0	0	0	0	0	0	0	0	0	0	0	0	0	0	0	0	0	W	20-19
12/09	at Vikings	S	1	1	0	0.0	0.0	1	0	0	0	0	0	0	0	0	0	0	0	0	0	0	0	0	0	0	L	28-36
12/19	Titans	S	4	4	0	0.0	0.0	0	0	1	0	0	0	0	0	0	0	0	0	0	0	0	0	0	0	0	W	19-13
12/26	at Chiefs	S	5	2	3	1.0	0.0	0	0	1	0	0	0	0	0	1	0	0	0	0	0	0	0	0	0	0	L	10-36
01/03	Browns	S	7	7	0	2.0	14.0	3	16	2	0	0	0	0	0	0	0	0	0	0	0	0	0	0	0	0	W	26-14
01/09	at Ravens	S	4	3	1	0.0	0.0	0	0	1	0	0	0	0	0	0	0	0	0	0	0	0	0	0	0	0	W	16-13+
2021 TOTALS		**16-16**	**74**	**46**	**28**	**6.0**	**35.5**	**15**	**54**	**15**	**0**	**0**	**0**	**0**	**0**	**1**	**0**	**0**	**0**	**0**	**0**	**0**	**0**	**0**	**0**	**0**	**9-7-1**	

+ - Overtime

2020 GAME-BY-GAME REGULAR-SEASON STATISTICS (STEELERS)

			TACKLES								INTERCEPTIONS					O. FUMB				ST					MISC			
DATE	OPPONENT	P/S	TK	S	A	SK	YDS	TFL	YDS	QBH	NO	YDS	LG	TD	PD	FF	FR	TD	YDS	TK	S	A	FF	FR	S	A	W/L	SCORE
09/14	at Giants	P	1	1	0	0.0	0.0	0	0	0	0	0	0	0	0	0	0	0	0	0	0	0	0	0	0	0	W	26-16
09/20	Broncos	P	0	0	0	0.0	0.0	0	0	0	0	0	0	0	0	0	0	0	0	0	0	0	0	0	0	0	W	26-21
09/27	Texans	P	1	1	0	0.0	0.0	1	1	0	0	0	0	0	0	0	0	0	0	0	0	0	0	0	0	0	W	28-21
10/11	Eagles	P	1	1	0	0.0	0.0	0	0	0	0	0	0	0	0	0	0	0	0	0	0	0	0	0	0	0	W	38-29
10/18	Browns	P	0	0	0	0.0	0.0	0	0	0	0	0	0	0	0	0	0	0	0	3	2	1	0	0	0	0	W	38-7
10/25	at Titans	P	4	3	1	0.0	0.0	0	0	0	0	0	0	0	0	0	0	0	0	0	0	0	0	0	0	0	W	27-24
11/01	at Ravens	P	2	0	2	0.0	0.0	0	0	0	1	2	2	0	1	0	0	0	0	0	0	0	0	0	0	0	W	28-24
11/08	at Cowboys	P	2	2	0	1.0	6.0	1	6	1	0	0	0	0	0	0	0	0	0	1	1	0	0	0	0	0	W	24-19
11/15	Bengals	P	1	1	0	0.0	0.0	1	1	0	0	0	0	0	0	0	0	0	0	0	0	0	0	0	0	0	W	36-10
11/22	at Jaguars	P	2	2	0	0.0	0.0	0	0	0	0	0	0	0	0	0	0	0	0	0	0	0	0	0	0	0	W	27-3
12/02	Ravens	P	1	0	1	0.0	0.0	0	0	0	0	0	0	0	0	0	0	0	0	1	0	1	0	0	0	0	W	19-14
12/07	Football Team	S	5	2	3	0.0	0.0	0	0	0	0	0	0	0	0	0	0	0	0	0	0	0	0	0	0	0	L	17-23
12/13	at Bills	S	1	1	0	0.0	0.0	1	4	1	0	0	0	0	0	0	0	0	0	0	0	0	0	0	0	0	L	15-26
12/21	at Bengals	S	5	3	2	0.0	0.0	0	0	1	0	0	0	0	0	0	0	0	0	0	0	0	0	0	0	0	L	17-27
12/27	Colts	S	7	3	4	0.0	0.0	0	0	2	0	0	0	0	0	0	0	0	0	1	1	0	0	0	0	0	W	28-24
01/03	at Browns	S	9	6	3	1.0	10.0	1	10	1	0	0	0	0	0	0	0	0	0	0	0	0	0	0	0	0	L	22-24
2020 TOTALS		**16-5**	**42**	**26**	**16**	**2.0**	**16.0**	**5**	**22**	**6**	**1**	**2**	**2**	**0**	**1**	**0**	**0**	**0**	**0**	**6**	**4**	**2**	**0**	**0**	**0**	**0**	**12-4**	

2024 GAME-BY-GAME POSTSEASON STATISTICS (STEELERS)

			TACKLES								INTERCEPTIONS					O. FUMB				ST					MISC			
DATE	OPPONENT	P/S	TK	S	A	SK	YDS	TFL	YDS	QBH	NO	YDS	LG	TD	PD	FF	FR	TD	YDS	TK	S	A	FF	FR	S	A	W/L	SCORE
01/11	at Ravens	S	2	1	1	1.0	10.0	1	10	1	0	0	0	0	0	0	0	0	0	0	0	0	0	0	0	0	L	14-28
2024 TOTALS		**1-1**	**2**	**1**	**1**	**1.0**	**10.0**	**1**	**10**	**1**	**0**	**0**	**0**	**0**	**0**	**0**	**0**	**0**	**0**	**0**	**0**	**0**	**0**	**0**	**0**	**0**	**0-1**	

2023 GAME-BY-GAME POSTSEASON STATISTICS (STEELERS)

			TACKLES								INTERCEPTIONS					O. FUMB				ST					MISC			
DATE	OPPONENT	P/S	TK	S	A	SK	YDS	TFL	YDS	QBH	NO	YDS	LG	TD	PD	FF	FR	TD	YDS	TK	S	A	FF	FR	S	A	W/L	SCORE
01/15	at Bills	S	3	2	1	1.0	7.0	1	7	1	0	0	0	0	0	0	0	0	0	0	0	0	0	0	0	0	L	17-31
2023 TOTALS		**1-1**	**3**	**2**	**1**	**1.0**	**7.0**	**1**	**7**	**1**	**0**	**0**	**0**	**0**	**0**	**0**	**0**	**0**	**0**	**0**	**0**	**0**	**0**	**0**	**0**	**0**	**0-1**	

COLE HOLCOMB

LB

55

HEIGHT: 6-1
WEIGHT: 240
BORN: July 30, 1996
COLLEGE: North Carolina

HOW ACQUIRED: FA '23
NFL EXPERIENCE: 6th year
BIRTHPLACE New Smyrna Beach, FL

PRO CAREER

- Has played in 58 career regular-season games (56 starts) over his five-year NFL career (Washington, 2019-22; Pittsburgh 2023)
- Has registered 436 tackles (264 solo), 19 tackles for loss, 12 passes defensed, 4.5 sacks, seven forced fumbles, 11 quarterback hits, three interceptions and one interception returned for a touchdown
- Has recorded double-digit tackles in 16 games
- Made NFL debut in Week 1 of 2019 (at Philadelphia)
- Made NFL starting debut in Week 1 of 2019 (at Philadelphia)

2024 (STEELERS)

- Missed the 2024 season due to injury
- Returned to practice on Dec. 31, 2024, but remained on the Reserved/PUP list for the 2024 season

2023 (STEELERS)

- Played in and started the first eight games of the season before missing the remainder due to injury
- Registered 54 tackles (31 solo), four tackles for loss, two quarterback hits, two forced fumbles, two passes defensed and one fumble recovery
- Recorded 10 tackles (six solo) and recovered one fumble in Week 8 vs. Jacksonville
- Suffered a season-ending injury in Week 9 vs. Tennessee

2022 (COMMANDERS)

- Played in and started the first seven games of the season before missing the remainder due to injury
- Registered 69 tackles (37 solo), one tackle for loss, one quarterback hit and one pass defensed
- Recorded 16 tackles (11 solo) in Week 5 vs. Tennessee, a single-game career high
- His 16 tackles in Week 5 were the most in a single game by any Washington player since 2017 (Mason Foster, 17) and third-most in the previous 10 seasons
- Served as a team captain

2021 (COMMANDERS)

- Played in and started 16 regular-season games
- Set career highs in total tackles (142), solo tackles (83), interceptions (2), passes defensed (seven) and fumble recoveries (one)
- Led the team in tackles and ranked second in forced fumbles and interceptions
- Became one of six linebackers in franchise history to have at least two interceptions and seven passes defensed in a single season and first since 2012
- Recorded double-digit tackles in eight of 16 games played
- Forced a fumble in Week 4 at Atlanta and Week 6 vs. Kansas City
- Became the first Washington inside linebacker to record an interception returned for a touchdown since 2007 in Week 14 vs. Dallas

2020 (COMMANDERS)

- Appeared in 11 regular-season games (10 starts)
- Recorded 70 tackles (43 solo), six tackle for loss, four quarterback hits, 2.5 sacks, one interception and one pass defensed
- Caught his first career interception in Week 7 vs. Dallas

2019 (COMMANDERS)

- Played in all 16 regular-season games (15 starts) as a rookie
- Recorded 101 tackles (third-best on the team), 70 solo tackles (second-best on the team), six tackles for loss, two quarterback hits, 1.0 sack and one pass defensed
- Forced a career-high three fumbles, which ranked second-most among rookies

TRANSACTIONS

- Signed a three-year contract with Pittsburgh on Mar. 15, 2023
- Signed a four-year contract with Washington on May 9, 2019
- Drafted by Washington in the fifth round (173rd overall) of the 2019 NFL Draft

PERSONAL

- Attended New Smyrna Beach High School (FL)
- Three-year letterwinner who saw playing time at safety, linebacker and tight end
- Earned second-team all-county honors as a senior
- Helped his team win the district championship as a junior and advance to the second round of the 7A state playoffs
- Also played soccer
- Honor roll student who graduated 15th in his class

COLLEGE

- Played in 49 games (34 starts) at the University of North Carolina (2015-18)
- Finished with 328 tackles (171 solo), 15.5 tackles for loss, 12 passes defensed, four forced fumbles, 2.5 sacks and one fumble recovery
- Earned second-team All-ACC honors as a senior
- His 105 tackles in 2018 led the team for the third consecutive year while his 9.5 tackles per game led the ACC and ranked 31st nationally
- In 2017, led the team in tackles for the second year in a row with 93 and ranked sixth in the ACC with 8.5 tackles per game
- In 2016, finished fifth in the ACC in tackles per game (8.8 avg.) and led the team with 115 tackles
- Joined the team as a walk-on prior to the 2014 season

COLE HOLCOMB'S NFL REGULAR SEASON DEFENSIVE STATISTICS

				TACKLES								INTERCEPTIONS					O. FUMB				ST					MISC	
DATE	TEAM	GP	GS	TK	S	A	TFL	YDS	SK	YDS	QBH	NO	YDS	LG	TD	PD	FF	FR	TD	YDS	TK	S	A	FF	FR	S	A
2019	Redskins	16	15	101	70	31	6	18	1.0	6.0	2	0	0	0	0	1	3	0	0	0	4	4	0	0	0	0	0
2020	Football Team	11	10	70	43	27	6	24	2.5	19.0	4	1	0	0	0	1	0	0	0	0	2	2	0	0	0	0	0
2021	Football Team	16	16	142	83	59	2	1	1.0	0.0	2	2	54	31t	1	7	2	1	0	0	0	0	0	0	0	0	0
2022	Commanders	7	7	69	37	32	1	4	0.0	0.0	1	0	0	0	0	1	0	0	0	0	0	0	0	0	0	0	0
2023	Steelers	8	8	54	31	23	4	3	0.0	0.0	2	0	0	0	0	2	2	1	0	0	0	0	0	0	0	0	0
2024	Steelers	0	0	0	0	0	0	0	0.0	0.0	0	0	0	0	0	0	0	0	0	0	0	0	0	0	0	0	0
2025	Steelers	7	3	21	15	6	0	0	0.0	0.0	0	0	0	0	0	0	1	0	0	0	4	3	1	0	0	0	0
NFL TOTALS		**65**	**59**	**457**	**279**	**178**	**19**	**50**	**4.5**	**25.0**	**11**	**3**	**54**	**31T**	**1**	**12**	**8**	**2**	**0**	**0**	**10**	**9**	**1**	**0**	**0**	**0**	**0**

COLE HOLCOMB'S NFL POSTSEASON DEFENSIVE STATISTICS

				TACKLES								INTERCEPTIONS					O. FUMB				ST					MISC	
DATE	TEAM	GP	GS	TK	S	A	TFL	YDS	SK	YDS	QBH	NO	YDS	LG	TD	PD	FF	FR	TD	YDS	TK	S	A	FF	FR	S	A
2020	Football Team	1	1	7	5	2	0	0	0.0	0.0	0	0	0	0	0	0	0	0	0	0	0	0	0	0	0	0	0
2023	Steelers	0	0	0	0	0	0	0	0.0	0.0	0	0	0	0	0	0	0	0	0	0	0	0	0	0	0	0	0
2024	Steelers	0	0	0	0	0	0	0	0.0	0.0	0	0	0	0	0	0	0	0	0	0	0	0	0	0	0	0	0
NFL TOTALS		**1**	**1**	**7**	**5**	**2**	**0**	**0**	**0.0**	**0.0**	**0**	**0**	**0**	**0**	**0**	**0**	**0**	**0**	**0**	**0**	**0**	**0**	**0**	**0**	**0**	**0**	**0**

SINGLE-GAME HIGHS: DEFENSIVE

Total Tackles 16 vs. Tennessee Titans, Oct 09, 2022
15 at Buffalo Bills, Sep 26, 2021

Solo Tackles 11 vs. Tennessee Titans, Oct 09, 2022
10 at Buffalo Bills, Sep 26, 2021

Sacks 1.0 vs. Kansas City Chiefs, Oct 17, 2021
1.0 vs. Carolina Panthers, Dec 27, 2020
...2 more at 1.0.

Passes Defensed 2 at Las Vegas Raiders, Dec 05, 2021
1 vs. Baltimore Ravens, Oct 08, 2023
...9 more at 1.

Forced Fumbles 1 vs. Cleveland Browns, Sep 18, 2023
1 vs. San Francisco 49ers, Sep 10, 2023
...5 more at 1.

Fumble Recoveries 1 vs. Jacksonville Jaguars, Oct 29, 2023
1 vs. Seattle Seahawks, Nov 29, 2021

Tackles For Loss 2 at Philadelphia Eagles, Sep 08, 2019
1 at Los Angeles Rams, Oct 22, 2023
...16 more at 1.

Interceptions 1 vs. Dallas Cowboys, Dec 12, 2021
1 vs. New Orleans Saints, Oct 10, 2021
...1 more at 1.

Interception Return Yards 31 vs. Dallas Cowboys, Dec 12, 2021
23 vs. New Orleans Saints, Oct 10, 2021

Special Teams Tackles 2 vs. Minnesota Vikings, Sep 28, 2025
2 at Green Bay Packers, Dec 08, 2019

SINGLE-GAME HIGHS - POSTSEASON: DEFENSIVE

Total Tackles 7 vs. Tampa Bay Buccaneers, Jan 09, 2021

Solo Tackles 5 vs. Tampa Bay Buccaneers, Jan 09, 2021

2025 GAME-BY-GAME REGULAR-SEASON STATISTICS (STEELERS)

			TACKLES								INTERCEPTIONS					O. FUMB				ST					MISC			
DATE	OPPONENT	P/S	TK	S	A	SK	YDS	TFL	YDS	QBH	NO	YDS	LG	TD	PD	FF	FR	TD	YDS	TK	S	A	FF	FR	S	A	W/L	SCORE
09/07	at Jets	P	0	0	0	0.0	0.0	0	0	0	0	0	0	0	0	0	0	0	0	0	0	0	0	0	0	0	W	34-32
09/14	Seahawks	P	1	1	0	0.0	0.0	0	0	0	0	0	0	0	0	0	0	0	0	1	1	0	0	0	0	0	L	17-31
09/21	at Patriots	S	6	5	1	0.0	0.0	0	0	0	0	0	0	0	0	1	0	0	0	0	0	0	0	0	0	0	W	21-14
09/28	Vikings	P	1	1	0	0.0	0.0	0	0	0	0	0	0	0	0	0	0	0	0	2	1	1	0	0	0	0	W	24-21
10/12	Browns	S	2	1	1	0.0	0.0	0	0	0	0	0	0	0	0	0	0	0	0	1	1	0	0	0	0	0	W	23-9
10/16	at Bengals	S	7	4	3	0.0	0.0	0	0	0	0	0	0	0	0	0	0	0	0	0	0	0	0	0	0	0	L	31-33
10/26	Packers	P	4	3	1	0.0	0.0	0	0	0	0	0	0	0	0	0	0	0	0	0	0	0	0	0	0	0	L	25-35
11/02	Colts										ON INACTIVE LIST																W	27-20
2025 TOTALS		**7-3**	**21**	**15**	**6**	**0.0**	**0.0**	**0**	**0**	**0**	**0**	**0**	**0**	**0**	**0**	**1**	**0**	**0**	**0**	**4**	**3**	**1**	**0**	**0**	**0**	**0**	**5-3**	

2024 GAME-BY-GAME REGULAR-SEASON STATISTICS (STEELERS)

			TACKLES								INTERCEPTIONS					O. FUMB				ST					MISC			
DATE	OPPONENT	P/S	TK	S	A	SK	YDS	TFL	YDS	QBH	NO	YDS	LG	TD	PD	FF	FR	TD	YDS	TK	S	A	FF	FR	S	A	W/L	SCORE
09/08	at Falcons										RESERVED/PUP																W	18-10
09/15	at Broncos										RESERVED/PUP																W	13-6
09/22	Chargers										RESERVED/PUP																W	20-10
09/29	at Colts										RESERVED/PUP																L	24-27
10/06	Cowboys										RESERVED/PUP																L	17-20
10/13	at Raiders										RESERVED/PUP																W	32-13
10/20	Jets										RESERVED/PUP																W	37-15
10/28	Giants										RESERVED/PUP																W	26-18
11/10	at Commanders										RESERVED/PUP																W	28-27
11/17	Ravens										RESERVED/PUP																W	18-16
11/21	at Browns										RESERVED/PUP																L	19-24
12/01	at Bengals										RESERVED/PUP																W	44-38
12/08	Browns										RESERVED/PUP																W	27-14
12/15	at Eagles										RESERVED/PUP																L	13-27
12/21	at Ravens										RESERVED/PUP																L	17-34
12/25	Chiefs										RESERVED/PUP																L	10-29
01/04	Bengals										RESERVED/PUP																L	17-19
2024 TOTALS			**0**	**0**	**0**	**0.0**	**0.0**	**0**	**0**	**0**	**0**	**0**	**0**	**0**	**0**	**0**	**0**	**0**	**0**	**0**	**0**	**0**	**0**	**0**	**0**	**0**	**10-7**	

2023 GAME-BY-GAME REGULAR-SEASON STATISTICS (STEELERS)

			TACKLES								INTERCEPTIONS					O. FUMB				ST					MISC			
DATE	OPPONENT	P/S	TK	S	A	SK	YDS	TFL	YDS	QBH	NO	YDS	LG	TD	PD	FF	FR	TD	YDS	TK	S	A	FF	FR	S	A	W/L	SCORE
09/10	49ers	S	5	2	3	0.0	0.0	0	0	0	0	0	0	0	0	1	0	0	0	0	0	0	0	0	0	0	L	7-30
09/18	Browns	S	8	3	5	0.0	0.0	1	0	0	0	0	0	0	0	1	0	0	0	0	0	0	0	0	0	0	W	26-22
09/24	at Raiders	S	5	5	0	0.0	0.0	1	0	0	0	0	0	0	1	0	0	0	0	0	0	0	0	0	0	0	W	23-18
10/01	at Texans	S	7	4	3	0.0	0.0	0	0	0	0	0	0	0	0	0	0	0	0	0	0	0	0	0	0	0	L	6-30
10/08	Ravens	S	9	8	1	0.0	0.0	1	1	1	0	0	0	0	1	0	0	0	0	0	0	0	0	0	0	0	W	17-10
10/22	at Rams	S	8	3	5	0.0	0.0	1	2	0	0	0	0	0	0	0	0	0	0	0	0	0	0	0	0	0	W	24-17
10/29	Jaguars	S	10	6	4	0.0	0.0	0	0	0	0	0	0	0	0	0	1	0	0	0	0	0	0	0	0	0	L	10-20
11/02	Titans	S	2	0	2	0.0	0.0	0	0	1	0	0	0	0	0	0	0	0	0	0	0	0	0	0	0	0	W	20-16
11/12	Packers										INJURED RESERVE																W	23-19
11/19	at Browns										INJURED RESERVE																L	10-13
11/26	at Bengals										INJURED RESERVE																W	16-10
12/03	Cardinals										INJURED RESERVE																L	10-24
12/07	Patriots										INJURED RESERVE																L	18-21
12/16	at Colts										INJURED RESERVE																L	13-30
12/23	Bengals										INJURED RESERVE																W	34-11
12/31	at Seahawks										INJURED RESERVE																W	30-23
01/06	at Ravens										INJURED RESERVE																W	17-10
2023 TOTALS		**8-8**	**54**	**31**	**23**	**0.0**	**0.0**	**4**	**3**	**2**	**0**	**0**	**0**	**0**	**2**	**2**	**1**	**0**	**0**	**0**	**0**	**0**	**0**	**0**	**0**	**0**	**10-7**	

2022 GAME-BY-GAME REGULAR-SEASON STATISTICS (COMMANDERS)

			TACKLES								INTERCEPTIONS					O. FUMB				ST					MISC			
DATE	OPPONENT	P/S	TK	S	A	SK	YDS	TFL	YDS	QBH	NO	YDS	LG	TD	PD	FF	FR	TD	YDS	TK	S	A	FF	FR	S	A	W/L	SCORE
09/11	Jaguars	S	5	2	3	0.0	0.0	0	0	0	0	0	0	0	0	0	0	0	0	0	0	0	0	0	0	0	W	28-22
09/18	at Lions	S	10	3	7	0.0	0.0	0	0	0	0	0	0	0	0	0	0	0	0	0	0	0	0	0	0	0	L	27-36
09/25	Eagles	S	9	5	4	0.0	0.0	0	0	1	0	0	0	0	1	0	0	0	0	0	0	0	0	0	0	0	L	8-24
10/02	at Cowboys	S	8	4	4	0.0	0.0	0	0	0	0	0	0	0	0	0	0	0	0	0	0	0	0	0	0	0	L	10-25
10/09	Titans	S	16	11	5	0.0	0.0	1	4	0	0	0	0	0	0	0	0	0	0	0	0	0	0	0	0	0	L	17-21
10/13	at Bears	S	12	7	5	0.0	0.0	0	0	0	0	0	0	0	0	0	0	0	0	0	0	0	0	0	0	0	W	12-7
10/23	Packers	S	9	5	4	0.0	0.0	0	0	0	0	0	0	0	0	0	0	0	0	0	0	0	0	0	0	0	W	23-21
10/30	at Colts										ON INACTIVE LIST																W	17-16
11/06	Vikings										ON INACTIVE LIST																L	17-20
11/14	at Eagles										ON INACTIVE LIST																W	32-21
11/20	at Texans										ON INACTIVE LIST																W	23-10
11/27	Falcons										INJURED RESERVE																W	19-13
12/04	at Giants										INJURED RESERVE																T	20-20
12/18	Giants										INJURED RESERVE																L	12-20
12/24	at 49ers										INJURED RESERVE																L	20-37
01/01	Browns										INJURED RESERVE																L	10-24
01/08	Cowboys										INJURED RESERVE																W	26-6
2022 TOTALS		**7-7**	**69**	**37**	**32**	**0.0**	**0.0**	**1**	**4**	**1**	**0**	**0**	**0**	**0**	**1**	**0**	**0**	**0**	**0**	**0**	**0**	**0**	**0**	**0**	**0**	**0**	**8-8-1**	

2021 GAME-BY-GAME REGULAR-SEASON STATISTICS (FOOTBALL TEAM)

			TACKLES								INTERCEPTIONS					O. FUMB				ST					MISC			
DATE	OPPONENT	P/S	TK	S	A	SK	YDS	TFL	YDS	QBH	NO	YDS	LG	TD	PD	FF	FR	TD	YDS	TK	S	A	FF	FR	S	A	W/L	SCORE
09/12	Chargers	S	11	7	4	0.0	0.0	0	0	1	0	0	0	0	0	0	0	0	0	0	0	0	0	0	0	0	L	16-20
09/16	Giants	S	6	4	2	0.0	0.0	0	0	0	0	0	0	0	0	0	0	0	0	0	0	0	0	0	0	0	W	30-29
09/26	at Bills	S	15	10	5	0.0	0.0	1	1	0	0	0	0	0	0	0	0	0	0	0	0	0	0	0	0	0	L	21-43
10/03	at Falcons	S	9	4	5	0.0	0.0	1	0	0	0	0	0	0	0	1	0	0	0	0	0	0	0	0	0	0	W	34-30
10/10	Saints	S	7	3	4	0.0	0.0	0	0	0	1	23	23	0	1	0	0	0	0	0	0	0	0	0	0	0	L	22-33
10/17	Chiefs	S	10	9	1	1.0	0.0	0	0	1	0	0	0	0	1	1	0	0	0	0	0	0	0	0	0	0	L	13-31
10/24	at Packers	S	6	4	2	0.0	0.0	0	0	0	0	0	0	0	0	0	0	0	0	0	0	0	0	0	0	0	L	10-24
10/31	at Broncos	S	9	6	3	0.0	0.0	0	0	0	0	0	0	0	0	0	0	0	0	0	0	0	0	0	0	0	L	10-17
11/14	Buccaneers	S	5	4	1	0.0	0.0	0	0	0	0	0	0	0	0	0	0	0	0	0	0	0	0	0	0	0	W	29-19
11/21	at Panthers	S	10	3	7	0.0	0.0	0	0	0	0	0	0	0	1	0	0	0	0	0	0	0	0	0	0	0	W	27-21
11/29	Seahawks	S	4	2	2	0.0	0.0	0	0	0	0	0	0	0	0	0	1	0	0	0	0	0	0	0	0	0	W	17-15
12/05	at Raiders	S	10	7	3	0.0	0.0	0	0	0	0	0	0	0	2	0	0	0	0	0	0	0	0	0	0	0	W	17-15
12/12	Cowboys	S	8	3	5	0.0	0.0	0	0	0	1	31	31	1	1	0	0	0	0	0	0	0	0	0	0	0	L	20-27
12/21	at Eagles	S	10	6	4	0.0	0.0	0	0	0	0	0	0	0	0	0	0	0	0	0	0	0	0	0	0	0	L	17-27
12/26	at Cowboys										DID NOT PLAY																L	14-56
01/02	Eagles	S	11	5	6	0.0	0.0	0	0	0	0	0	0	0	1	0	0	0	0	0	0	0	0	0	0	0	L	16-20
01/09	at Giants	S	11	6	5	0.0	0.0	0	0	0	0	0	0	0	0	0	0	0	0	0	0	0	0	0	0	0	W	22-7
2021 TOTALS		**16-16**	**142**	**83**	**59**	**1.0**	**0.0**	**2**	**1**	**2**	**2**	**54**	**31T**	**1**	**7**	**2**	**1**	**0**	**0**	**0**	**0**	**0**	**0**	**0**	**0**	**0**	**7-10**	

2020 GAME-BY-GAME REGULAR-SEASON STATISTICS (FOOTBALL TEAM)

			TACKLES								INTERCEPTIONS					O. FUMB				ST					MISC			
DATE	OPPONENT	P/S	TK	S	A	SK	YDS	TFL	YDS	QBH	NO	YDS	LG	TD	PD	FF	FR	TD	YDS	TK	S	A	FF	FR	S	A	W/L	SCORE
09/13	Eagles	P	0	0	0	0.0	0.0	0	0	0	0	0	0	0	0	0	0	0	0	1	1	0	0	0	0	0	W	27-17
09/20	at Cardinals										ON INACTIVE LIST																L	15-30
09/27	at Browns										ON INACTIVE LIST																L	20-34
10/04	Ravens										ON INACTIVE LIST																L	17-31
10/11	Rams										INACTIVE																L	10-30
10/18	at Giants	S	6	5	1	0.0	0.0	1	3	0	0	0	0	0	0	0	0	0	0	0	0	0	0	0	0	0	L	19-20
10/25	Cowboys	S	4	3	1	1.0	8.0	1	8	2	1	0	0	0	1	0	0	0	0	1	1	0	0	0	0	0	W	25-3
11/08	Giants	S	7	3	4	0.0	0.0	1	2	0	0	0	0	0	0	0	0	0	0	0	0	0	0	0	0	0	L	20-23
11/15	at Lions	S	6	4	2	0.0	0.0	0	0	0	0	0	0	0	0	0	0	0	0	0	0	0	0	0	0	0	L	27-30
11/22	Bengals	S	2	1	1	0.0	0.0	0	0	0	0	0	0	0	0	0	0	0	0	0	0	0	0	0	0	0	W	20-9
11/26	at Cowboys	S	10	6	4	0.5	4.0	1	0	1	0	0	0	0	0	0	0	0	0	0	0	0	0	0	0	0	W	41-16
12/07	at Steelers	S	9	4	5	0.0	0.0	1	4	0	0	0	0	0	0	0	0	0	0	0	0	0	0	0	0	0	W	23-17
12/13	at 49ers	S	8	5	3	0.0	0.0	0	0	0	0	0	0	0	0	0	0	0	0	0	0	0	0	0	0	0	W	23-15
12/20	Seahawks										ON INACTIVE LIST																L	15-20
12/27	Panthers	S	11	6	5	1.0	7.0	1	7	1	0	0	0	0	0	0	0	0	0	0	0	0	0	0	0	0	L	13-20
01/03	at Eagles	S	7	6	1	0.0	0.0	0	0	0	0	0	0	0	0	0	0	0	0	0	0	0	0	0	0	0	W	20-14
2020 TOTALS		**11-10**	**70**	**43**	**27**	**2.5**	**19.0**	**6**	**24**	**4**	**1**	**0**	**0**	**0**	**1**	**0**	**0**	**0**	**0**	**2**	**2**	**0**	**0**	**0**	**0**	**0**	**7-9**	

2019 GAME-BY-GAME REGULAR-SEASON STATISTICS (REDSKINS)

			TACKLES								INTERCEPTIONS					O. FUMB				ST					MISC			
DATE	OPPONENT	P/S	TK	S	A	SK	YDS	TFL	YDS	QBH	NO	YDS	LG	TD	PD	FF	FR	TD	YDS	TK	S	A	FF	FR	S	A	W/L	SCORE
09/08	at Eagles	S	8	7	1	0.0	0.0	2	7	0	0	0	0	0	0	0	0	0	0	1	1	0	0	0	0	0	L	27-32
09/15	Cowboys	S	6	2	4	0.0	0.0	1	1	0	0	0	0	0	0	0	0	0	0	0	0	0	0	0	0	0	L	21-31
09/23	Bears	P	9	6	3	0.0	0.0	0	0	0	0	0	0	0	0	0	0	0	0	0	0	0	0	0	0	0	L	15-31
09/29	at Giants	S	4	1	3	0.0	0.0	0	0	0	0	0	0	0	0	1	0	0	0	0	0	0	0	0	0	0	L	3-24
10/06	Patriots	S	10	8	2	0.0	0.0	0	0	0	0	0	0	0	0	0	0	0	0	0	0	0	0	0	0	0	L	7-33
10/13	at Dolphins	S	6	4	2	0.0	0.0	0	0	0	0	0	0	0	0	0	0	0	0	0	0	0	0	0	0	0	W	17-16
10/20	49ers	S	3	3	0	0.0	0.0	0	0	0	0	0	0	0	0	0	0	0	0	1	1	0	0	0	0	0	L	0-9
10/24	at Vikings	S	6	3	3	0.0	0.0	0	0	0	0	0	0	0	0	1	0	0	0	0	0	0	0	0	0	0	L	9-19
11/03	at Bills	S	3	3	0	0.0	0.0	0	0	0	0	0	0	0	0	0	0	0	0	0	0	0	0	0	0	0	L	9-24
11/17	Jets	S	6	4	2	0.0	0.0	1	3	0	0	0	0	0	0	0	0	0	0	0	0	0	0	0	0	0	L	17-34
11/24	Lions	S	13	7	6	1.0	6.0	1	6	2	0	0	0	0	0	1	0	0	0	0	0	0	0	0	0	0	W	19-16
12/01	at Panthers	S	4	2	2	0.0	0.0	1	1	0	0	0	0	0	0	0	0	0	0	0	0	0	0	0	0	0	W	29-21
12/08	at Packers	S	7	6	1	0.0	0.0	0	0	0	0	0	0	0	0	0	0	0	0	2	2	0	0	0	0	0	L	15-20
12/15	Eagles	S	6	6	0	0.0	0.0	0	0	0	0	0	0	0	0	0	0	0	0	0	0	0	0	0	0	0	L	27-37
12/22	Giants	S	4	4	0	0.0	0.0	0	0	0	0	0	0	0	0	0	0	0	0	0	0	0	0	0	0	0	L	35-41+
12/29	at Cowboys	S	6	4	2	0.0	0.0	0	0	0	0	0	0	0	1	0	0	0	0	0	0	0	0	0	0	0	L	16-47
2019 TOTALS		**16-15**	**101**	**70**	**31**	**1.0**	**6.0**	**6**	**18**	**2**	**0**	**0**	**0**	**0**	**1**	**3**	**0**	**0**	**0**	**4**	**4**	**0**	**0**	**0**	**0**	**0**	**3-13**	

+ - Overtime

2024 GAME-BY-GAME POSTSEASON STATISTICS (STEELERS)

			TACKLES								INTERCEPTIONS					O. FUMB				ST					MISC			
DATE	OPPONENT	P/S	TK	S	A	SK	YDS	TFL	YDS	QBH	NO	YDS	LG	TD	PD	FF	FR	TD	YDS	TK	S	A	FF	FR	S	A	W/L	SCORE
01/11	at Ravens										RESERVED/PUP																L	14-28
2024 TOTALS			**0**	**0**	**0**	**0.0**	**0.0**	**0**	**0**	**0**	**0**	**0**	**0**	**0**	**0**	**0**	**0**	**0**	**0**	**0**	**0**	**0**	**0**	**0**	**0**	**0**	**0-1**	

2023 GAME-BY-GAME POSTSEASON STATISTICS (STEELERS)

			TACKLES								INTERCEPTIONS					O. FUMB				ST					MISC			
DATE	OPPONENT	P/S	TK	S	A	SK	YDS	TFL	YDS	QBH	NO	YDS	LG	TD	PD	FF	FR	TD	YDS	TK	S	A	FF	FR	S	A	W/L	SCORE
01/15	at Bills										INJURED RESERVE																L	17-31
2023 TOTALS			**0**	**0**	**0**	**0.0**	**0.0**	**0**	**0**	**0**	**0**	**0**	**0**	**0**	**0**	**0**	**0**	**0**	**0**	**0**	**0**	**0**	**0**	**0**	**0**	**0**	**0-1**	

2020 GAME-BY-GAME POSTSEASON STATISTICS (FOOTBALL TEAM)

			TACKLES								INTERCEPTIONS					O. FUMB				ST					MISC			
DATE	OPPONENT	P/S	TK	S	A	SK	YDS	TFL	YDS	QBH	NO	YDS	LG	TD	PD	FF	FR	TD	YDS	TK	S	A	FF	FR	S	A	W/L	SCORE
01/09	Buccaneers	S	7	5	2	0.0	0.0	0	0	0	0	0	0	0	0	0	0	0	0	0	0	0	0	0	0	0	L	23-31
2020 TOTALS		**1-1**	**7**	**5**	**2**	**0.0**	**0.0**	**0**	**0**	**0**	**0**	**0**	**0**	**0**	**0**	**0**	**0**	**0**	**0**	**0**	**0**	**0**	**0**	**0**	**0**	**0**	**0-1**	

KALEB JOHNSON

RB

20

HEIGHT: 6-1
WEIGHT: 224
BORN: August 14, 2003
COLLEGE: Iowa

HOW ACQUIRED: D3 '25
NFL EXPERIENCE: R
BIRTHPLACE Hamilton, OH

PRO CAREER

- Has yet to make NFL debut

TRANSACTIONS

- Drafted by Pittsburgh in the third round (83rd overall) of the 2025 NFL Draft

PERSONAL

- Attended Hamilton Vista H.S. (Hamilton, Ohio), where he earned first-team all-state honors as a senior
- First-team all-conference as a junior
- Honorable mention all-conference as a sophomore
- AP Scholar and Honor Roll student as a prep
- Three-year football letterman as running back
- Helped prep team reach state playoffs as a junior and senior
- Registered 155 rushing attempts for 1,004 yards and 15 TDs as a senior
- His 114 carries for 786 yards and eight TDs as a junior
- His 878 yards and nine TDs on 141 rushing attempts as a sophomore
- His 140 rushing attempts for 631 yards and three TDs as a freshman
- Team captain as a junior and senior
- Competed in basketball and track
- Mother is Juanielle Finley and grandfather is Jeffery Strader

COLLEGE

- Played three seasons as a running back at Iowa (2022-24), where he recorded 2,779 rushing yards on 508 carries, which ranks sixth in program history
- 17th player in school history to rush for over 2,000 yards and was the 51st player in school history to rush for over 1,000 career yards
- Fifth player in program history to record two 200+ yard rushing games
- Registered 12 100+ yard rushing games, which ranks sixth in program history
- His 30 rushing TDs rank fourth and his 32 total TDs rank sixth in program history
- FWAA, Phil Steele, Sporting News, and Walter Camp first-team All-America in 2024
- 2024 Ameche-Dayne Big Ten Running Back of the Year
- 2024 First Team All-Big Ten (coaches, media)
- 2024 Doak Walker Award finalist
- Led Iowa in rushing with 1,537 yards on 240 carries (6.4 yards per carry avg.) and 21 TDs with a long run of 75 yards in 2024
- Registered 22 receptions for 188 yards (long of 72 yards) and two TDs in 2024
- Led the Big Ten and ranked sixth in the nation in total points scored (138), rushing TDs (21), and rushing yards/game (128.1) in 2024
- Led the Big Ten and ranked seventh in the nation in rushing yards (1,537)
- Led the Big Ten and ranked eighth in the nation in all- purpose yards (1,725)
- His total points scored (138), total TDs (23) and rushing TDs (21) are single-season school records, while the rushing yards (1,537) rank third in single-season program history
- Led the Big Ten and ranked 12th in the nation rush yards/carry (6.4)
- Scored at least one TD in the last 12 games, which is the longest stretch in program history, and scored multiple TDs in seven games, which is believed to be a school record
- Had 21 20+ yard rushes, six 40+ yard rushes and nine TD runs of 25+ yards
- His eight 100+ yard games this season rank second in program history

KALEB JOHNSON'S NFL REGULAR SEASON RUSHING/RECEIVING STATISTICS

				RUSHING					RECEIVING				
DATE	TEAM	GP	GS	NO.	YDS.	AVG.	LG	TD	NO.	YDS.	AVG.	LG	TD
2025	Steelers	5	0	15	40	2.7	9	0	1	9	9.0	9	0
NFL TOTALS		5	0	15	40	2.7	9	0	1	9	9.0	9	0

KALEB JOHNSON'S NFL REGULAR SEASON RETURN STATISTICS

		KICKOFF RETURNS					PUNT RETURNS					
DATE	TEAM	RET.	YDS.	AVG.	LG	TD	NO.	FC	YDS.	AVG.	LG	TD
2025	Steelers	8	190	23.8	29	0	0	0	0	0.0	0	0
NFL TOTALS		8	190	23.8	29	0	0	0	0	0.0	0	0

SINGLE-GAME HIGHS: RUSHING/RECEIVING

Rush Attempts	6 vs. Cleveland Browns, Oct 12, 2025
	6 vs. Minnesota Vikings, Sep 28, 2025
Rushing Yards	22 vs. Minnesota Vikings, Sep 28, 2025
	15 vs. Cleveland Browns, Oct 12, 2025
Longest Runs	9 vs. Cleveland Browns, Oct 12, 2025
	9 vs. Minnesota Vikings, Sep 28, 2025
Longest Receptions	9 vs. Indianapolis Colts, Nov 02, 2025
All-Purpose Yards	130 at New York Jets, Sep 07, 2025
	59 vs. Seattle Seahawks, Sep 14, 2025
Kickoff Returns	5 at New York Jets, Sep 07, 2025
	3 vs. Seattle Seahawks, Sep 14, 2025
Kickoff Return Yards	132 at New York Jets, Sep 07, 2025
	58 vs. Seattle Seahawks, Sep 14, 2025
Longest Kickoff Return	29 at New York Jets, Sep 07, 2025
	29 at New York Jets, Sep 07, 2025
Kickoff Return Average	26.4 at New York Jets, Sep 07, 2025
	19.3 vs. Seattle Seahawks, Sep 14, 2025
Scrimmage Yards	22 vs. Minnesota Vikings, Sep 28, 2025
	15 vs. Cleveland Browns, Oct 12, 2025

2025 GAME-BY-GAME REGULAR-SEASON STATISTICS (STEELERS)

			RUSHING					RECEIVING						
DATE	OPPONENT	P/S	NO.	YDS.	AVG.	LG	TD	NO.	YDS.	AVG.	LG	TD	W/L	SCORE
09/07	at Jets	P	1	-2	-2.0	-2	0	0	0	0.0	0	0	W	34-32
09/14	Seahawks	P	1	1	1.0	1	0	0	0	0.0	0	0	L	17-31
09/21	at Patriots					DID NOT PLAY (NON-INJURY)							W	21-14
09/28	Vikings	P	6	22	3.7	9	0	0	0	0.0	0	0	W	24-21
10/12	Browns	P	6	15	2.5	9	0	0	0	0.0	0	0	W	23-9
10/16	at Bengals					DID NOT PLAY (NON-INJURY)							L	31-33
10/26	Packers					DID NOT PLAY (NON-INJURY)							L	25-35
11/02	Colts	P	1	4	4.0	4	0	1	9	9.0	9	0	W	27-20
2025 TOTALS		**5-0**	**15**	**40**	**2.7**	**9**	**0**	**1**	**9**	**9.0**	**9**	**0**	**5-3**	

KALEB JOHNSON'S COLLEGE RUSHING/RECEIVING STATISTICS

				RUSHING					RECEIVING				
DATE	TEAM	GP	GS	NO.	YDS.	AVG.	LG	TD	NO.	YDS.	AVG.	LG	TD
2022	Iowa	13	6	151	779	5.2	75	6	4	27	6.8	14	0
2023	Iowa	14	5	117	463	4.0	67	3	3	25	8.3	13	0
2024	Iowa	12	11	240	1,537	6.4	75	21	22	188	8.5	72	2
TOTALS		**39**	**22**	**508**	**2,779**	**5.5**	**75**	**30**	**29**	**240**	**8.3**	**72**	**2**

KALEB JOHNSON'S COLLEGE RETURN STATISTICS

		KICKOFF RETURNS					PUNT RETURNS					
DATE	TEAM	RET.	YDS.	AVG.	LG	TD	NO.	FC	YDS.	AVG.	LG	TD
2022	Iowa	13	325	25.0	42	0	0	0	0	0.0	0	0
2023	Iowa	2	77	38.5	54	0	0	0	0	0.0	0	0
2024	Iowa	0	0	0.0	0	0	0	0	0	0.0	0	0
TOTALS		**15**	**402**	**26.8**	**54**	**0**	**0**	**0**	**0**	**0.0**	**0**	**0**

BRODERICK JONES

OT

77

HEIGHT: 6-5
WEIGHT: 311
BORN: May 16, 2001
COLLEGE: Georgia

HOW ACQUIRED: D1 '23
NFL EXPERIENCE: 3rd year
BIRTHPLACE Lithonia, GA

PRO CAREER

- Has played in 34 regular-season games (27 starts) in his two-year NFL career (Pittsburgh 2023)
- Made NFL debut in Week 1 of 2023 (vs. San Francisco)
- Made NFL starting debut in Week 5 of 2023 (vs. Baltimore)

2024 (STEELERS)

- Started in 16 of 17 regular season games and made one playoff start, all at right tackle
- Part of an offensive line that paved way for RB Najee Harris to record his fourth consecutive 1,000 rushing yard season
- His 1,073 offensive snaps (95.0%) were the second most on the team

2023 (STEELERS)

- Played in all 17 regular-season games (11 starts) at right tackle
- Allowed four sacks and whistled for two penalties all season, according to Pro Football Focus
- Blocked for RB Najee Harris to run for 1,000-plus yards on the season, including a season-high 122 yards in Week 17 at Seattle
- Helped a Pittsburgh rush offense rank in the top five after Week 9 in rushes (323, 1st), rush yards (1,452, 2nd), longest rush (74t, 2nd), yards after contact/rush (3.37, 2nd), 10+ yard rushes (39, 4th), first downs by rush (79, 3rd), rush TDs (13, t-2nd), rushes/game (32.3, 2nd), rush yards/game (145.2, 2nd) and 10+ yard rushes/game (3.90, 5th)
- Part of an offensive line that did not allow a sack in two games and just one sack in four games
- Played all 766 offensive snaps

TRANSACTIONS

- Signed four-year contract with Pittsburgh on June 23, 2023
- Drafted by the Steelers in the first round (14th overall) of the 2023 NFL Draft

PERSONAL

- Selected to represent Team Pressure in the 2020 Under Armour All-America Game, where he was regarded as one of the top offensive linemen
- 247sports.com composite five-star prospect
- Ranked as the No. 11 prospect nationally, the No. 2 offensive tackle prospect and No. 3 prospect from the state of Georgia
- ESPN.com five-star prospect, the No. 9 prospect nationally, No. 1 offensive tackle prospect nationally, No. 5 prospect in the Southeast region and No. 3 in Georgia
- PrepStar Magazine five-star prospect, ranked No. 18 prospect nationally, the No. 2 offensive tackle and a member of the Team 150 Dream Team
- Rivals.com five-star prospect, No. 5 prospect nationally, No. 2 offensive tackle nationally, No. 2 player from Georgia
- Unanimous selection to the 2019 Class 5A All-State First Team by the Georgia Sports Writers Association and the Atlanta Journal-Constitution
- Paved the way for a Lithonia offense that averaged 25.1 points/game in the regular season, as well as 3,106 yards of offense (282.4 yards/game)
- 2019 AJC Super 11 selection, joining 28 previous Super 11 honorees to play under head coach Kirby Smart at Georgia
- 2018 USA Today ALL-USA Georgia First Team selection following his junior campaign, as well as a Class 5A first team selection by the Georgia Association of Coaches
- Full name Broderick Bernard Jones
- Recipient of the Heyward Allen Football Scholarship

COLLEGE

- Appeared in 32 games (19 starts) at Georgia (2020-22)
- Helped the Bulldogs to consecutive National Championships (2021, 2022)
- Named Associated Press All-SEC First-Team in 2022
- Allowed just two sacks (both in 2021) on 636 career pass block snaps
- Named Coaches' Freshman All-SEC Team in 2021
- Played in every game, starting the last four games of the regular season at left tackle for Georgia's nation title-winning season in 2021

BRODERICK JONES' NFL REGULAR SEASON STATISTICS

DATE	TEAM	GP	GS
2023	Steelers	17	11
2024	Steelers	17	16
2025	Steelers	8	8
NFL TOTALS		42	35

BRODERICK JONES' NFL POSTSEASON STATISTICS

DATE	TEAM	GP	GS
2023	Steelers	1	1
2024	Steelers	1	1
NFL TOTALS		2	2

2025 GAME-BY-GAME REGULAR-SEASON STATISTICS (STEELERS)

DATE	OPPONENT	P/S		W/L	SCORE
09/07	at Jets	S		W	34-32
09/14	Seahawks	S		L	17-31
09/21	at Patriots	S		W	21-14
09/28	Vikings	S		W	24-21
10/12	Browns	S		W	23-9
10/16	at Bengals	S		L	31-33
10/26	Packers	S		L	25-35
11/02	Colts	S		W	27-20
2025 TOTALS		**8-8**		**5-3**	

CHRISTIAN KUNTZ

LS

46

HEIGHT: 6-1
WEIGHT: 228
BORN: April 13, 1994
COLLEGE: Duquesne

HOW ACQUIRED: FA '20
NFL EXPERIENCE: 5th year
BIRTHPLACE Pittsburgh, PA

PRO CAREER

- Has played in 68 regular-season games in his four-year NFL career (Pittsburgh 2021-24)
- Made his NFL debut in Week 1 of 2021 (at Buffalo)

2024 (STEELERS)

- Played in all 17 regular-season games
- Tallied two tackles (one solo) on special teams

2023 (STEELERS)

- Played in all 17 regular-season games

2022 (STEELERS)

- Played in all 17 regular-season games

2021 (STEELERS)

- Played in all 17 regular-season games

TRANSACTIONS

- Signed a three-year contract with Pittsburgh on March 14, 2024
- Signed a contract extension with Pittsburgh on Feb. 22, 2023
- Signed a reserve/future contract with Pittsburgh on Jan. 19, 2022
- Signed a reserve/future contract with Pittsburgh on Jan. 14, 2021
- Signed to the Steelers practice squad on Dec. 29, 2020
- Waived by the Steelers on Dec. 23, 2020
- Signed to the Pittsburgh practice squad on Nov. 24, 2020
- Waived by the Steelers on Aug. 2, 2020
- Signed with Pittsburgh as a free agent on March 30, 2020
- Played for the XFL's Dallas Renegades in the spring of 2020
- Waived by the Steelers on Aug. 31, 2019
- Signed by Pittsburgh on Aug. 15, 2019
- Waived by Jacksonville on June 13, 2019
- Signed to the Jaguars practice squad on Dec. 17, 2018
- Waived by Denver on June 14, 2018
- Signed by the Broncos on March 21, 2018
- Released by New England on Aug. 29, 2017
- Signed with the Patriots as an undrafted free agent on Aug. 28, 2017

PERSONAL

- Played football and basketball at Chartiers Valley High School
- Graduated with a degree from Duquesne in supply chain management

COMMUNITY

- Founded Kuntz 4 Ki6s Foundation in 2023, empowering youth of the local Pittsburgh community
- Hosted his first Annual Charity Golf Tournament in 2023 benefitting the Cystic Fibrosis Foundation's - Western Pennsylvania Chapter
- Hosted his first Annual Christian Kuntz Youth Football Camp in 2023
- In 2024 he hosted three holiday events
- Took five single mothers from Jeremiah's Place on a shopping trip to buy necessities for them and their children
- Visited Pittsburgh Grandview Pre K-5 to surprise each of them with toys for the holidays
- Partnered with Foster Love Project to take 10 teens to Dave & Busters for a fun night of playing games (surprised the teens with signed items and gift cards)

COLLEGE

- Played in 45 games for Duquesne (2012-16)
- Northeast Conference career sacks leader with 30.5
- His 71.5 career TFLs rank fourth on the NCAA all-time FCS list
- Two-time NEC Defensive Player of the Year
- First Duquesne player to earn All-American honors three times (STATS FCS third team as a sophomore and first team as a junior & senior)
- Named Second Team Associated Press All-American in 2015 and 2016
- Team captain in 2016
- Started all 11 games at outside linebacker as a redshirt senior
- Led the NEC in sacks (11.5) and tackles for loss (24.0) in helping the Dukes to a share of the conference title
- Suffered an injury that led to redshirting his junior year

CHRISTIAN KUNTZ'S NFL REGULAR SEASON STATISTICS

DATE	TEAM	GP
2021	Steelers	17
2022	Steelers	17
2023	Steelers	17
2024	Steelers	17
2025	Steelers	8
NFL TOTALS		76

CHRISTIAN KUNTZ'S NFL POSTSEASON STATISTICS

DATE	TEAM	GP
2021	Steelers	1
2023	Steelers	1
2024	Steelers	1
NFL TOTALS		3

CHRISTIAN KUNTZ'S NFL REGULAR SEASON DEFENSIVE STATISTICS

				TACKLES								INTERCEPTIONS					O. FUMB				ST				MISC	
DATE	TEAM	GP	GS	TK	S	A	TFL	YDS	SK	YDS	QBH	NO	YDS	LG	TD	PD	FF	FR	TD	YDS	TK	S	A	FF	FR	S	A
2021	Steelers	17	0	0	0	0	0	0	0.0	0.0	0	0	0	0	0	0	0	0	0	0	2	2	0	0	0	0	0
2022	Steelers	17	0	0	0	0	0	0	0.0	0.0	0	0	0	0	0	0	0	0	0	0	1	1	0	0	0	0	0
2023	Steelers	17	0	0	0	0	0	0	0.0	0.0	0	0	0	0	0	0	0	0	0	0	4	2	2	0	0	0	0
2024	Steelers	17	0	0	0	0	0	0	0.0	0.0	0	0	0	0	0	0	0	0	0	0	2	1	1	0	0	0	0
2025	Steelers	8	0	0	0	0	0	0	0.0	0.0	0	0	0	0	0	0	0	0	0	0	1	1	0	0	0	0	0
NFL TOTALS		76	0	0	0	0	0	0	0.0	0.0	0	0	0	0	0	0	0	0	0	0	10	7	3	0	0	0	0

CHRISTIAN KUNTZ'S NFL POSTSEASON DEFENSIVE STATISTICS

				TACKLES								INTERCEPTIONS					O. FUMB				ST				MISC	
DATE	TEAM	GP	GS	TK	S	A	TFL	YDS	SK	YDS	QBH	NO	YDS	LG	TD	PD	FF	FR	TD	YDS	TK	S	A	FF	FR	S	A
2021	Steelers	1	0	0	0	0	0	0	0.0	0.0	0	0	0	0	0	0	0	0	0	0	0	0	0	0	0	0	0
2023	Steelers	1	0	0	0	0	0	0	0.0	0.0	0	0	0	0	0	0	0	0	0	0	0	0	0	0	0	0	0
2024	Steelers	1	0	0	0	0	0	0	0.0	0.0	0	0	0	0	0	0	0	0	0	0	0	0	0	0	0	0	0
NFL TOTALS		3	0	0	0	0	0	0	0.0	0.0	0	0	0	0	0	0	0	0	0	0	0	0	0	0	0	0	0

SINGLE-GAME HIGHS: DEFENSIVE

Special Teams Tackles

2 vs. San Francisco 49ers, Sep 10, 2023
1 vs. Jacksonville Jaguars, Oct 29, 2023
...4 more at 1.

2025 GAME-BY-GAME REGULAR-SEASON STATISTICS (STEELERS)

DATE	OPPONENT		W/L	SCORE
09/07	at Jets	P	W	34-32
09/14	Seahawks	P	L	17-31
09/21	at Patriots	P	W	21-14
09/28	Vikings	P	W	24-21
10/12	Browns	P	W	23-9
10/16	at Bengals	P	L	31-33
10/26	Packers	P	L	25-35
11/02	Colts	P	W	27-20
2025 TOTALS		8	5-3	

2025 GAME-BY-GAME REGULAR-SEASON STATISTICS (STEELERS)

			TACKLES								INTERCEPTIONS					O. FUMB				ST					MISC			
DATE	OPPONENT	P/S	TK	S	A	SK	YDS	TFL	YDS	QBH	NO	YDS	LG	TD	PD	FF	FR	TD	YDS	TK	S	A	FF	FR	S	A	W/L	SCORE
09/07	at Jets	P	0	0	0	0.0	0.0	0	0	0	0	0	0	0	0	0	0	0	0	0	0	0	0	0	0	0	W	34-32
09/14	Seahawks	P	0	0	0	0.0	0.0	0	0	0	0	0	0	0	0	0	0	0	0	0	0	0	0	0	0	0	L	17-31
09/21	at Patriots	P	0	0	0	0.0	0.0	0	0	0	0	0	0	0	0	0	0	0	0	0	0	0	0	0	0	0	W	21-14
09/28	Vikings	P	0	0	0	0.0	0.0	0	0	0	0	0	0	0	0	0	0	0	0	0	0	0	0	0	0	0	W	24-21
10/12	Browns	P	0	0	0	0.0	0.0	0	0	0	0	0	0	0	0	0	0	0	0	0	0	0	0	0	0	0	W	23-9
10/16	at Bengals	P	0	0	0	0.0	0.0	0	0	0	0	0	0	0	0	0	0	0	0	0	0	0	0	0	0	0	L	31-33
10/26	Packers	P	0	0	0	0.0	0.0	0	0	0	0	0	0	0	0	0	0	0	0	1	1	0	0	0	0	0	L	25-35
11/02	Colts	P	0	0	0	0.0	0.0	0	0	0	0	0	0	0	0	0	0	0	0	0	0	0	0	0	0	0	W	27-20
2025 TOTALS		**8-0**	**0**	**0**	**0**	**0.0**	**0.0**	**0**	**0**	**0**	**0**	**0**	**0**	**0**	**0**	**0**	**0**	**0**	**0**	**1**	**1**	**0**	**0**	**0**	**0**	**0**	**5-3**	

2024 GAME-BY-GAME REGULAR-SEASON STATISTICS (STEELERS)

			TACKLES								INTERCEPTIONS					O. FUMB				ST					MISC			
DATE	OPPONENT	P/S	TK	S	A	SK	YDS	TFL	YDS	QBH	NO	YDS	LG	TD	PD	FF	FR	TD	YDS	TK	S	A	FF	FR	S	A	W/L	SCORE
09/08	at Falcons	P	0	0	0	0.0	0.0	0	0	0	0	0	0	0	0	0	0	0	0	0	0	0	0	0	0	0	W	18-10
09/15	at Broncos	P	0	0	0	0.0	0.0	0	0	0	0	0	0	0	0	0	0	0	0	0	0	0	0	0	0	0	W	13-6
09/22	Chargers	P	0	0	0	0.0	0.0	0	0	0	0	0	0	0	0	0	0	0	0	1	0	1	0	0	0	0	W	20-10
09/29	at Colts	P	0	0	0	0.0	0.0	0	0	0	0	0	0	0	0	0	0	0	0	0	0	0	0	0	0	0	L	24-27
10/06	Cowboys	P	0	0	0	0.0	0.0	0	0	0	0	0	0	0	0	0	0	0	0	0	0	0	0	0	0	0	L	17-20
10/13	at Raiders	P	0	0	0	0.0	0.0	0	0	0	0	0	0	0	0	0	0	0	0	0	0	0	0	0	0	0	W	32-13
10/20	Jets	P	0	0	0	0.0	0.0	0	0	0	0	0	0	0	0	0	0	0	0	0	0	0	0	0	0	0	W	37-15
10/28	Giants	P	0	0	0	0.0	0.0	0	0	0	0	0	0	0	0	0	0	0	0	0	0	0	0	0	0	0	W	26-18
11/10	at Commanders	P	0	0	0	0.0	0.0	0	0	0	0	0	0	0	0	0	0	0	0	0	0	0	0	0	0	0	W	28-27
11/17	Ravens	P	0	0	0	0.0	0.0	0	0	0	0	0	0	0	0	0	0	0	0	0	0	0	0	0	0	0	W	18-16
11/21	at Browns	P	0	0	0	0.0	0.0	0	0	0	0	0	0	0	0	0	0	0	0	0	0	0	0	0	0	0	L	19-24
12/01	at Bengals	P	0	0	0	0.0	0.0	0	0	0	0	0	0	0	0	0	0	0	0	0	0	0	0	0	0	0	W	44-38
12/08	Browns	P	0	0	0	0.0	0.0	0	0	0	0	0	0	0	0	0	0	0	0	0	0	0	0	0	0	0	W	27-14
12/15	at Eagles	P	0	0	0	0.0	0.0	0	0	0	0	0	0	0	0	0	0	0	0	0	0	0	0	0	0	0	L	13-27
12/21	at Ravens	P	0	0	0	0.0	0.0	0	0	0	0	0	0	0	0	0	0	0	0	0	0	0	0	0	0	0	L	17-34
12/25	Chiefs	P	0	0	0	0.0	0.0	0	0	0	0	0	0	0	0	0	0	0	0	1	1	0	0	0	0	0	L	10-29
01/04	Bengals	P	0	0	0	0.0	0.0	0	0	0	0	0	0	0	0	0	0	0	0	0	0	0	0	0	0	0	L	17-19
2024 TOTALS		**17-0**	**0**	**0**	**0**	**0.0**	**0.0**	**0**	**0**	**0**	**0**	**0**	**0**	**0**	**0**	**0**	**0**	**0**	**0**	**2**	**1**	**1**	**0**	**0**	**0**	**0**	**10-7**	

2023 GAME-BY-GAME REGULAR-SEASON STATISTICS (STEELERS)

			TACKLES								INTERCEPTIONS					O. FUMB				ST					MISC			
DATE	OPPONENT	P/S	TK	S	A	SK	YDS	TFL	YDS	QBH	NO	YDS	LG	TD	PD	FF	FR	TD	YDS	TK	S	A	FF	FR	S	A	W/L	SCORE
09/10	49ers	P	0	0	0	0.0	0.0	0	0	0	0	0	0	0	0	0	0	0	0	2	2	0	0	0	0	0	L	7-30
09/18	Browns	P	0	0	0	0.0	0.0	0	0	0	0	0	0	0	0	0	0	0	0	0	0	0	0	0	0	0	W	26-22
09/24	at Raiders	P	0	0	0	0.0	0.0	0	0	0	0	0	0	0	0	0	0	0	0	0	0	0	0	0	0	0	W	23-18
10/01	at Texans	P	0	0	0	0.0	0.0	0	0	0	0	0	0	0	0	0	0	0	0	0	0	0	0	0	0	0	L	6-30
10/08	Ravens	P	0	0	0	0.0	0.0	0	0	0	0	0	0	0	0	0	0	0	0	1	0	1	0	0	0	0	W	17-10
10/22	at Rams	P	0	0	0	0.0	0.0	0	0	0	0	0	0	0	0	0	0	0	0	0	0	0	0	0	0	0	W	24-17
10/29	Jaguars	P	0	0	0	0.0	0.0	0	0	0	0	0	0	0	0	0	0	0	0	1	0	1	0	0	0	0	L	10-20
11/02	Titans	P	0	0	0	0.0	0.0	0	0	0	0	0	0	0	0	0	0	0	0	0	0	0	0	0	0	0	W	20-16
11/12	Packers	P	0	0	0	0.0	0.0	0	0	0	0	0	0	0	0	0	0	0	0	0	0	0	0	0	0	0	W	23-19
11/19	at Browns	P	0	0	0	0.0	0.0	0	0	0	0	0	0	0	0	0	0	0	0	0	0	0	0	0	0	0	L	10-13
11/26	at Bengals	P	0	0	0	0.0	0.0	0	0	0	0	0	0	0	0	0	0	0	0	0	0	0	0	0	0	0	W	16-10
12/03	Cardinals	P	0	0	0	0.0	0.0	0	0	0	0	0	0	0	0	0	0	0	0	0	0	0	0	0	0	0	L	10-24
12/07	Patriots	P	0	0	0	0.0	0.0	0	0	0	0	0	0	0	0	0	0	0	0	0	0	0	0	0	0	0	L	18-21
12/16	at Colts	P	0	0	0	0.0	0.0	0	0	0	0	0	0	0	0	0	0	0	0	0	0	0	0	0	0	0	L	13-30
12/23	Bengals	P	0	0	0	0.0	0.0	0	0	0	0	0	0	0	0	0	0	0	0	0	0	0	0	0	0	0	W	34-11
12/31	at Seahawks	P	0	0	0	0.0	0.0	0	0	0	0	0	0	0	0	0	0	0	0	0	0	0	0	0	0	0	W	30-23
01/06	at Ravens	P	0	0	0	0.0	0.0	0	0	0	0	0	0	0	0	0	0	0	0	0	0	0	0	0	0	0	W	17-10
2023 TOTALS		**17-0**	**0**	**0**	**0**	**0.0**	**0.0**	**0**	**0**	**0**	**0**	**0**	**0**	**0**	**0**	**0**	**0**	**0**	**0**	**4**	**2**	**2**	**0**	**0**	**0**	**0**	**10-7**	

2022 GAME-BY-GAME REGULAR-SEASON STATISTICS (STEELERS)

			TACKLES								INTERCEPTIONS					O. FUMB				ST					MISC			
DATE	OPPONENT	P/S	TK	S	A	SK	YDS	TFL	YDS	QBH	NO	YDS	LG	TD	PD	FF	FR	TD	YDS	TK	S	A	FF	FR	S	A	W/L	SCORE
09/11	at Bengals	P	0	0	0	0.0	0.0	0	0	0	0	0	0	0	0	0	0	0	0	0	0	0	0	0	0	0	W	23-20+
09/18	Patriots	P	0	0	0	0.0	0.0	0	0	0	0	0	0	0	0	0	0	0	0	0	0	0	0	0	0	0	L	14-17
09/22	at Browns	P	0	0	0	0.0	0.0	0	0	0	0	0	0	0	0	0	0	0	0	0	0	0	0	0	0	0	L	17-29
10/02	Jets	P	0	0	0	0.0	0.0	0	0	0	0	0	0	0	0	0	0	0	0	0	0	0	0	0	0	0	L	20-24
10/09	at Bills	P	0	0	0	0.0	0.0	0	0	0	0	0	0	0	0	0	0	0	0	0	0	0	0	0	0	0	L	3-38
10/16	Buccaneers	P	0	0	0	0.0	0.0	0	0	0	0	0	0	0	0	0	0	0	0	0	0	0	0	0	0	0	W	20-18
10/23	at Dolphins	P	0	0	0	0.0	0.0	0	0	0	0	0	0	0	0	0	0	0	0	0	0	0	0	0	0	0	L	10-16
10/30	at Eagles	P	0	0	0	0.0	0.0	0	0	0	0	0	0	0	0	0	0	0	0	0	0	0	0	0	0	0	L	13-35
11/13	Saints	P	0	0	0	0.0	0.0	0	0	0	0	0	0	0	0	0	0	0	0	0	0	0	0	0	0	0	W	20-10
11/20	Bengals	P	0	0	0	0.0	0.0	0	0	0	0	0	0	0	0	0	0	0	0	0	0	0	0	0	0	0	L	30-37
11/28	at Colts	P	0	0	0	0.0	0.0	0	0	0	0	0	0	0	0	0	0	0	0	0	0	0	0	0	0	0	W	24-17
12/04	at Falcons	P	0	0	0	0.0	0.0	0	0	0	0	0	0	0	0	0	0	0	0	0	0	0	0	0	0	0	W	19-16
12/11	Ravens	P	0	0	0	0.0	0.0	0	0	0	0	0	0	0	0	0	0	0	0	0	0	0	0	0	0	0	L	14-16
12/18	at Panthers	P	0	0	0	0.0	0.0	0	0	0	0	0	0	0	0	0	0	0	0	0	0	0	0	0	0	0	W	24-16
12/24	Raiders	P	0	0	0	0.0	0.0	0	0	0	0	0	0	0	0	0	0	0	0	1	1	0	0	0	0	0	W	13-10
01/01	at Ravens	P	0	0	0	0.0	0.0	0	0	0	0	0	0	0	0	0	0	0	0	0	0	0	0	0	0	0	W	16-13
01/08	Browns	P	0	0	0	0.0	0.0	0	0	0	0	0	0	0	0	0	0	0	0	0	0	0	0	0	0	0	W	28-14
2022 TOTALS		**17-0**	**0**	**0**	**0**	**0.0**	**0.0**	**0**	**0**	**0**	**0**	**0**	**0**	**0**	**0**	**0**	**0**	**0**	**0**	**1**	**1**	**0**	**0**	**0**	**0**	**0**	**9-8**	

+ - Overtime

2021 GAME-BY-GAME REGULAR-SEASON STATISTICS (STEELERS)

			TACKLES								INTERCEPTIONS					O. FUMB				ST					MISC			
DATE	OPPONENT	P/S	TK	S	A	SK	YDS	TFL	YDS	QBH	NO	YDS	LG	TD	PD	FF	FR	TD	YDS	TK	S	A	FF	FR	S	A	W/L	SCORE
09/12	at Bills	P	0	0	0	0.0	0.0	0	0	0	0	0	0	0	0	0	0	0	0	0	0	0	0	0	0	0	W	23-16
09/19	Raiders	P	0	0	0	0.0	0.0	0	0	0	0	0	0	0	0	0	0	0	0	0	0	0	0	0	0	0	L	17-26
09/26	Bengals	P	0	0	0	0.0	0.0	0	0	0	0	0	0	0	0	0	0	0	0	0	0	0	0	0	0	0	L	10-24
10/03	at Packers	P	0	0	0	0.0	0.0	0	0	0	0	0	0	0	0	0	0	0	0	1	1	0	0	0	0	0	L	17-27
10/10	Broncos	P	0	0	0	0.0	0.0	0	0	0	0	0	0	0	0	0	0	0	0	1	1	0	0	0	0	0	W	27-19
10/17	Seahawks	P	0	0	0	0.0	0.0	0	0	0	0	0	0	0	0	0	0	0	0	0	0	0	0	0	0	0	W	23-20+
10/31	at Browns	P	0	0	0	0.0	0.0	0	0	0	0	0	0	0	0	0	0	0	0	0	0	0	0	0	0	0	W	15-10
11/08	Bears	P	0	0	0	0.0	0.0	0	0	0	0	0	0	0	0	0	0	0	0	0	0	0	0	0	0	0	W	29-27
11/14	Lions	P	0	0	0	0.0	0.0	0	0	0	0	0	0	0	0	0	0	0	0	0	0	0	0	0	0	0	T	16-16
11/21	at Chargers	P	0	0	0	0.0	0.0	0	0	0	0	0	0	0	0	0	0	0	0	0	0	0	0	0	0	0	L	37-41
11/28	at Bengals	P	0	0	0	0.0	0.0	0	0	0	0	0	0	0	0	0	0	0	0	0	0	0	0	0	0	0	L	10-41
12/05	Ravens	P	0	0	0	0.0	0.0	0	0	0	0	0	0	0	0	0	0	0	0	0	0	0	0	0	0	0	W	20-19
12/09	at Vikings	P	0	0	0	0.0	0.0	0	0	0	0	0	0	0	0	0	0	0	0	0	0	0	0	0	0	0	L	28-36
12/19	Titans	P	0	0	0	0.0	0.0	0	0	0	0	0	0	0	0	0	0	0	0	0	0	0	0	0	0	0	W	19-13
12/26	at Chiefs	P	0	0	0	0.0	0.0	0	0	0	0	0	0	0	0	0	0	0	0	0	0	0	0	0	0	0	L	10-36
01/03	Browns	P	0	0	0	0.0	0.0	0	0	0	0	0	0	0	0	0	0	0	0	0	0	0	0	0	0	0	W	26-14
01/09	at Ravens	P	0	0	0	0.0	0.0	0	0	0	0	0	0	0	0	0	0	0	0	0	0	0	0	0	0	0	W	16-13+
2021 TOTALS		**17-0**	**0**	**0**	**0**	**0.0**	**0.0**	**0**	**0**	**0**	**0**	**0**	**0**	**0**	**0**	**0**	**0**	**0**	**0**	**2**	**2**	**0**	**0**	**0**	**0**	**0**	**9-7-1**	

+ - Overtime

2024 GAME-BY-GAME POSTSEASON STATISTICS (STEELERS)

			TACKLES								INTERCEPTIONS					O. FUMB				ST					MISC			
DATE	OPPONENT	P/S	TK	S	A	SK	YDS	TFL	YDS	QBH	NO	YDS	LG	TD	PD	FF	FR	TD	YDS	TK	S	A	FF	FR	S	A	W/L	SCORE
01/11	at Ravens	P	0	0	0	0.0	0.0	0	0	0	0	0	0	0	0	0	0	0	0	0	0	0	0	0	0	0	L	14-28
2024 TOTALS		**1-0**	**0**	**0**	**0**	**0.0**	**0.0**	**0**	**0**	**0**	**0**	**0**	**0**	**0**	**0**	**0**	**0**	**0**	**0**	**0**	**0**	**0**	**0**	**0**	**0**	**0**	**0-1**	

2023 GAME-BY-GAME POSTSEASON STATISTICS (STEELERS)

			TACKLES								INTERCEPTIONS					O. FUMB				ST					MISC			
DATE	OPPONENT	P/S	TK	S	A	SK	YDS	TFL	YDS	QBH	NO	YDS	LG	TD	PD	FF	FR	TD	YDS	TK	S	A	FF	FR	S	A	W/L	SCORE
01/15	at Bills	P	0	0	0	0.0	0.0	0	0	0	0	0	0	0	0	0	0	0	0	0	0	0	0	0	0	0	L	17-31
2023 TOTALS		**1-0**	**0**	**0**	**0**	**0.0**	**0.0**	**0**	**0**	**0**	**0**	**0**	**0**	**0**	**0**	**0**	**0**	**0**	**0**	**0**	**0**	**0**	**0**	**0**	**0**	**0**	**0-1**	

2021 GAME-BY-GAME POSTSEASON STATISTICS (STEELERS)

			TACKLES								INTERCEPTIONS					O. FUMB				ST					MISC			
DATE	OPPONENT	P/S	TK	S	A	SK	YDS	TFL	YDS	QBH	NO	YDS	LG	TD	PD	FF	FR	TD	YDS	TK	S	A	FF	FR	S	A	W/L	SCORE
01/16	at Chiefs	P	0	0	0	0.0	0.0	0	0	0	0	0	0	0	0	0	0	0	0	0	0	0	0	0	0	0	L	21-42
2021 TOTALS		**1-0**	**0**	**0**	**0**	**0.0**	**0.0**	**0**	**0**	**0**	**0**	**0**	**0**	**0**	**0**	**0**	**0**	**0**	**0**	**0**	**0**	**0**	**0**	**0**	**0**	**0**	**0-1**	



DEMARVIN LEAL

DE

98

HEIGHT: 6-4
WEIGHT: 290
BORN: July 1, 2000
COLLEGE: Texas A&M

HOW ACQUIRED: D3 '22
NFL EXPERIENCE: 4th year
BIRTHPLACE San Antonio, TX

PRO CAREER

- Has played in 28 regular-season games (six starts) in his two-year NFL career (Pittsburgh 2022-24)
- Has registered 31 tackles (18 solo), four passes defensed, three tackles for loss, three quarterback hits and 1.0 sack
- Made NFL debut in Week 1 of 2022 (at Cincinnati)
- Made NFL starting debut in Week 5 of 2022 (at Buffalo)

2024 (STEELERS)

- Played in five regular season games
- Recorded two combined tackles and one quarterback hit
- Missed a majority of the season due to injury

2023 (STEELERS)

- Played in 12 regular-season games (four starts)
- Registered 15 tackles (five solo), one pass defensed, two quarterback hits, two tackles for loss and 1.0 sack
- Had a season-high three tackles in Week 1 vs. San Francisco and Week 2 vs. Cleveland
- Recorded 1.0 sack in Week 2 vs. Cleveland
- Registered quarterback hits and tackles for loss in Week 1 vs. San Francisco and Week 2 vs. Cleveland

2022 (STEELERS)

- Played in 11 regular-season games (two starts)
- Registered 14 tackles (eight solo), three passes defensed and one tackle for loss
- Had a season-high four tackles along with one tackle for loss in Week 4 vs. New York Jets
- Blocked a field goal in Week 5 at Buffalo
- Missed Weeks 6 through 12 after being placed on the Reserve/Injured List

TRANSACTIONS

- Signed a four-year contract with Pittsburgh on May 20, 2022
- Drafted by the Steelers in the third round (84th overall) of the 2022 NFL Draft

PERSONAL

- Was coached by Sean McAuliffe at Judson High School
- Was an Army All-American
- Named to Dave Campbell's Texas Football Tops in Texas First Team
- As a junior, was named to AP All-State Second Team
- Tallied 83 tackles, 16 tackles for loss, 13 quarterback hits, six sacks, six pass breakups, four forced fumbles, two fumble recoveries and a blocked punt in 2018
- Hometown: San Antonio, Texas

COLLEGE

- Played in 35 games at Texas A&M
- Tallied 133 tackles (59 solo), 25.0 tackles for loss, 13.0 sacks, one interception, six passes defensed, two forced fumbles and one fumble recovery
- Recorded a season-high seven tackles at Ole Miss
- Recorded a season-high two sacks vs Mississippi St.
- Started 12 games (2021)
- Finished the season tied for fifth in the SEC with 8.5 sacks and tied for ninth with 12.5 tackles for loss, leading the Aggies in both categories
- Started all 10 games (2020)
- Led the defense in hurries with eight and ranked fifth in tackles with 37
- Played in all 13 games, making seven starts (2019)
- Was second on the team with five QB hurries
- 2021 Ted Hendricks Award Finalist
- 2021 AP All-America First Team
- 2021 Sporting News All-America First Team
- 2021 AP and Coaches' All-SEC First Team
- 2021 FWAA All-America Second Team
- 2021 Walter Camp All-America Second Team
- 2021 The Athletic All-America Second Team

DEMARVIN LEAL'S NFL REGULAR SEASON DEFENSIVE STATISTICS

				TACKLES								INTERCEPTIONS					O. FUMB				ST					MISC	
DATE	TEAM	GP	GS	TK	S	A	TFL	YDS	SK	YDS	QBH	NO	YDS	LG	TD	PD	FF	FR	TD	YDS	TK	S	A	FF	FR	S	A
2022	Steelers	11	2	14	8	6	1	0	0.0	0.0	0	0	0	0	0	3	0	0	0	0	0	0	0	0	0	0	0
2023	Steelers	12	4	15	10	5	2	2	1.0	2.0	2	0	0	0	0	1	0	0	0	0	0	0	0	0	0	0	0
2024	Steelers	5	0	2	0	2	0	0	0.0	0.0	1	0	0	0	0	0	0	0	0	0	2	2	0	0	0	0	0
2025	Steelers	3	0	2	1	1	0	0	0.0	0.0	0	0	0	0	0	0	0	0	0	0	0	0	0	0	0	0	0
NFL TOTALS		**31**	**6**	**33**	**19**	**14**	**3**	**2**	**1.0**	**2.0**	**3**	**0**	**0**	**0**	**0**	**4**	**0**	**0**	**0**	**0**	**2**	**2**	**0**	**0**	**0**	**0**	**0**

DEMARVIN LEAL'S NFL POSTSEASON DEFENSIVE STATISTICS

				TACKLES								INTERCEPTIONS					O. FUMB				ST					MISC	
DATE	TEAM	GP	GS	TK	S	A	TFL	YDS	SK	YDS	QBH	NO	YDS	LG	TD	PD	FF	FR	TD	YDS	TK	S	A	FF	FR	S	A
2023	Steelers	0	0	0	0	0	0	0	0.0	0.0	0	0	0	0	0	0	0	0	0	0	0	0	0	0	0	0	0
2024	Steelers	0	0	0	0	0	0	0	0.0	0.0	0	0	0	0	0	0	0	0	0	0	0	0	0	0	0	0	0
NFL TOTALS		**0**	**0**	**0**	**0**	**0**	**0**	**0**	**0.0**	**0.0**	**0**	**0**	**0**	**0**	**0**	**0**	**0**	**0**	**0**	**0**	**0**	**0**	**0**	**0**	**0**	**0**	**0**

SINGLE-GAME HIGHS: DEFENSIVE

Total Tackles
4 vs. New York Jets, Oct 02, 2022
3 vs. Cleveland Browns, Sep 18, 2023
...2 more at 3.

Solo Tackles
2 at Houston Texans, Oct 01, 2023
2 at Las Vegas Raiders, Sep 24, 2023
...4 more at 2.

Passes Defensed
2 at Buffalo Bills, Oct 09, 2022
1 vs. New England Patriots, Sep 18, 2022

Tackles For Loss
1 vs. San Francisco 49ers, Sep 10, 2023
1 vs. New York Jets, Oct 02, 2022

Special Teams Tackles
1 vs. Los Angeles Chargers, Sep 22, 2024
1 at Atlanta Falcons, Sep 08, 2024

2025 GAME-BY-GAME REGULAR-SEASON STATISTICS (STEELERS)

			TACKLES								INTERCEPTIONS					O. FUMB				ST					MISC			
DATE	OPPONENT	P/S	TK	S	A	SK	YDS	TFL	YDS	QBH	NO	YDS	LG	TD	PD	FF	FR	TD	YDS	TK	S	A	FF	FR	S	A	W/L	SCORE
09/07	at Jets										PRACTICE SQUAD																W	34-32
09/14	Seahawks										PRACTICE SQUAD																L	17-31
09/21	at Patriots	P	2	1	1	0.0	0.0	0	0	0	0	0	0	0	0	0	0	0	0	0	0	0	0	0	0	0	W	21-14
09/28	Vikings	P	0	0	0	0.0	0.0	0	0	0	0	0	0	0	0	0	0	0	0	0	0	0	0	0	0	0	W	24-21
10/12	Browns										ON INACTIVE LIST																W	23-9
10/16	at Bengals										INACTIVE																L	31-33
10/26	Packers										ON INACTIVE LIST																L	25-35
11/02	Colts	P	0	0	0	0.0	0.0	0	0	0	0	0	0	0	0	0	0	0	0	0	0	0	0	0	0	0	W	27-20
2025 TOTALS		**3-0**	**2**	**1**	**1**	**0.0**	**0.0**	**0**	**0**	**0**	**0**	**0**	**0**	**0**	**0**	**0**	**0**	**0**	**0**	**0**	**0**	**0**	**0**	**0**	**0**	**0**	**5-3**	

2024 GAME-BY-GAME REGULAR-SEASON STATISTICS (STEELERS)

			TACKLES								INTERCEPTIONS					O. FUMB				ST					MISC			
DATE	OPPONENT	P/S	TK	S	A	SK	YDS	TFL	YDS	QBH	NO	YDS	LG	TD	PD	FF	FR	TD	YDS	TK	S	A	FF	FR	S	A	W/L	SCORE
09/08	at Falcons	P	0	0	0	0.0	0.0	0	0	0	0	0	0	0	0	0	0	0	0	1	1	0	0	0	0	0	W	18-10
09/15	at Broncos	P	1	0	1	0.0	0.0	0	0	0	0	0	0	0	0	0	0	0	0	0	0	0	0	0	0	0	W	13-6
09/22	Chargers	P	0	0	0	0.0	0.0	0	0	0	0	0	0	0	0	0	0	0	0	1	1	0	0	0	0	0	W	20-10
09/29	at Colts	P	0	0	0	0.0	0.0	0	0	1	0	0	0	0	0	0	0	0	0	0	0	0	0	0	0	0	L	24-27
10/06	Cowboys	P	1	0	1	0.0	0.0	0	0	0	0	0	0	0	0	0	0	0	0	0	0	0	0	0	0	0	L	17-20
10/13	at Raiders										DID NOT PLAY																W	32-13
10/20	Jets										INJURED RESERVE																W	37-15
10/28	Giants										INJURED RESERVE																W	26-18
11/10	at Commanders										INJURED RESERVE																W	28-27
11/17	Ravens										INJURED RESERVE																W	18-16
11/21	at Browns										INJURED RESERVE																L	19-24
12/01	at Bengals										INJURED RESERVE																W	44-38
12/08	Browns										INJURED RESERVE																W	27-14
12/15	at Eagles										INJURED RESERVE																L	13-27
12/21	at Ravens										INJURED RESERVE																L	17-34
12/25	Chiefs										INJURED RESERVE																L	10-29
01/04	Bengals										INJURED RESERVE																L	17-19
2024 TOTALS		**5-0**	**2**	**0**	**2**	**0.0**	**0.0**	**0**	**0**	**1**	**0**	**0**	**0**	**0**	**0**	**0**	**0**	**0**	**0**	**2**	**2**	**0**	**0**	**0**	**0**	**0**	**10-7**	

2023 GAME-BY-GAME REGULAR-SEASON STATISTICS (STEELERS)

			TACKLES								INTERCEPTIONS					O. FUMB				ST					MISC			
DATE	OPPONENT	P/S	TK	S	A	SK	YDS	TFL	YDS	QBH	NO	YDS	LG	TD	PD	FF	FR	TD	YDS	TK	S	A	FF	FR	S	A	W/L	SCORE
09/10	49ers	P	3	2	1	0.0	0.0	1	0	1	0	0	0	0	0	0	0	0	0	0	0	0	0	0	0	0	L	7-30
09/18	Browns	S	3	2	1	1.0	2.0	1	2	1	0	0	0	0	0	0	0	0	0	0	0	0	0	0	0	0	W	26-22
09/24	at Raiders	S	2	2	0	0.0	0.0	0	0	0	0	0	0	0	0	0	0	0	0	0	0	0	0	0	0	0	W	23-18
10/01	at Texans	S	2	2	0	0.0	0.0	0	0	0	0	0	0	0	1	0	0	0	0	0	0	0	0	0	0	0	L	6-30
10/08	Ravens											ON INACTIVE LIST															W	17-10
10/22	at Rams	P	2	0	2	0.0	0.0	0	0	0	0	0	0	0	0	0	0	0	0	0	0	0	0	0	0	0	W	24-17
10/29	Jaguars	S	1	1	0	0.0	0.0	0	0	0	0	0	0	0	0	0	0	0	0	0	0	0	0	0	0	0	L	10-20
11/02	Titans	P	2	1	1	0.0	0.0	0	0	0	0	0	0	0	0	0	0	0	0	0	0	0	0	0	0	0	W	20-16
11/12	Packers	P	0	0	0	0.0	0.0	0	0	0	0	0	0	0	0	0	0	0	0	0	0	0	0	0	0	0	W	23-19
11/19	at Browns	P	0	0	0	0.0	0.0	0	0	0	0	0	0	0	0	0	0	0	0	0	0	0	0	0	0	0	L	10-13
11/26	at Bengals	P	0	0	0	0.0	0.0	0	0	0	0	0	0	0	0	0	0	0	0	0	0	0	0	0	0	0	W	16-10
12/03	Cardinals	P	0	0	0	0.0	0.0	0	0	0	0	0	0	0	0	0	0	0	0	0	0	0	0	0	0	0	L	10-24
12/07	Patriots											INACTIVE															L	18-21
12/16	at Colts	P	0	0	0	0.0	0.0	0	0	0	0	0	0	0	0	0	0	0	0	0	0	0	0	0	0	0	L	13-30
12/23	Bengals											ON INACTIVE LIST															W	34-11
12/31	at Seahawks											ON INACTIVE LIST															W	30-23
01/06	at Ravens											ON INACTIVE LIST															W	17-10
2023 TOTALS		**12-4**	**15**	**10**	**5**	**1.0**	**2.0**	**2**	**2**	**2**	**0**	**0**	**0**	**0**	**1**	**0**	**0**	**0**	**0**	**0**	**0**	**0**	**0**	**0**	**0**	**0**	**10-7**	

2022 GAME-BY-GAME REGULAR-SEASON STATISTICS (STEELERS)

			TACKLES								INTERCEPTIONS					O. FUMB				ST					MISC			
DATE	OPPONENT	P/S	TK	S	A	SK	YDS	TFL	YDS	QBH	NO	YDS	LG	TD	PD	FF	FR	TD	YDS	TK	S	A	FF	FR	S	A	W/L	SCORE
09/11	at Bengals	P	1	0	1	0.0	0.0	0	0	0	0	0	0	0	0	0	0	0	0	0	0	0	0	0	0	0	W	23-20+
09/18	Patriots	P	2	1	1	0.0	0.0	0	0	0	0	0	0	0	1	0	0	0	0	0	0	0	0	0	0	0	L	14-17
09/22	at Browns	P	1	1	0	0.0	0.0	0	0	0	0	0	0	0	0	0	0	0	0	0	0	0	0	0	0	0	L	17-29
10/02	Jets	P	4	2	2	0.0	0.0	1	0	0	0	0	0	0	0	0	0	0	0	0	0	0	0	0	0	0	L	20-24
10/09	at Bills	S	1	1	0	0.0	0.0	0	0	0	0	0	0	0	2	0	0	0	0	0	0	0	0	0	0	0	L	3-38
10/16	Buccaneers											INJURED RESERVE															W	20-18
10/23	at Dolphins											INJURED RESERVE															L	10-16
10/30	at Eagles											INJURED RESERVE															L	13-35
11/13	Saints											INJURED RESERVE															W	20-10
11/20	Bengals											INJURED RESERVE															L	30-37
11/28	at Colts											INJURED RESERVE															W	24-17
12/04	at Falcons	P	0	0	0	0.0	0.0	0	0	0	0	0	0	0	0	0	0	0	0	0	0	0	0	0	0	0	W	19-16
12/11	Ravens	P	0	0	0	0.0	0.0	0	0	0	0	0	0	0	0	0	0	0	0	0	0	0	0	0	0	0	L	14-16
12/18	at Panthers	P	0	0	0	0.0	0.0	0	0	0	0	0	0	0	0	0	0	0	0	0	0	0	0	0	0	0	W	24-16
12/24	Raiders	P	0	0	0	0.0	0.0	0	0	0	0	0	0	0	0	0	0	0	0	0	0	0	0	0	0	0	W	13-10
01/01	at Ravens	S	3	2	1	0.0	0.0	0	0	0	0	0	0	0	0	0	0	0	0	0	0	0	0	0	0	0	W	16-13
01/08	Browns	P	2	1	1	0.0	0.0	0	0	0	0	0	0	0	0	0	0	0	0	0	0	0	0	0	0	0	W	28-14
2022 TOTALS		**11-2**	**14**	**8**	**6**	**0.0**	**0.0**	**1**	**0**	**0**	**0**	**0**	**0**	**0**	**3**	**0**	**0**	**0**	**0**	**0**	**0**	**0**	**0**	**0**	**0**	**0**	**9-8**	

+ - Overtime

2024 GAME-BY-GAME POSTSEASON STATISTICS (STEELERS)

			TACKLES								INTERCEPTIONS					O. FUMB				ST					MISC			
DATE	OPPONENT	P/S	TK	S	A	SK	YDS	TFL	YDS	QBH	NO	YDS	LG	TD	PD	FF	FR	TD	YDS	TK	S	A	FF	FR	S	A	W/L	SCORE
01/11	at Ravens											INJURED RESERVE															L	14-28
2024 TOTALS			**0**	**0**	**0**	**0.0**	**0.0**	**0**	**0**	**0**	**0**	**0**	**0**	**0**	**0**	**0**	**0**	**0**	**0**	**0**	**0**	**0**	**0**	**0**	**0**	**0**	**0-1**	

2023 GAME-BY-GAME POSTSEASON STATISTICS (STEELERS)

			TACKLES								INTERCEPTIONS					O. FUMB				ST					MISC			
DATE	OPPONENT	P/S	TK	S	A	SK	YDS	TFL	YDS	QBH	NO	YDS	LG	TD	PD	FF	FR	TD	YDS	TK	S	A	FF	FR	S	A	W/L	SCORE
01/15	at Bills											INACTIVE															L	17-31
2023 TOTALS			**0**	**0**	**0**	**0.0**	**0.0**	**0**	**0**	**0**	**0**	**0**	**0**	**0**	**0**	**0**	**0**	**0**	**0**	**0**	**0**	**0**	**0**	**0**	**0**	**0**	**0-1**	



LOGAN LEE

DL

91

HEIGHT: 6-5
WEIGHT: 291
BORN: June 12, 2000
COLLEGE: Iowa

HOW ACQUIRED: D6a '24
NFL EXPERIENCE: 1st year
BIRTHPLACE Orion, IL

PRO CAREER

- Has yet to make NFL debut

TRANSACTIONS

- Drafted by Pittsburgh in the sixth round (178th overall) of the 2024 NFL Draft

COLLEGE

- Played in 43 games (41 starts) in his four-year career with Iowa (2019-23)
- Registered 158 tackles (58 solo), 18.5 tackles for loss, 9.0 sacks, five quarterback hits, seven passes defensed and two recoveries
- 2023 All-Big Ten Honorable Mention (coaches and media)
- 2023 Phil Steele All-Big Ten Third Team
- 2023 All-Big Ten (Athlon Sports)
- 2023 Academic All-Big Ten
- 2023 Hayden Fry "Extra Heartbeat" Award (defense)
- Started at defensive tackle in all 13 games in 2023
- Recorded 55 tackles (19 solo), including 5.5 tackles for a loss of 31 yards and 3.0 sacks for 26 yards, three pass break-ups, one QB pressure and one blocked kick on the season
- Registered a career-high 10 tackles (five solo), including a career-high 2.5 tackles for a loss and a career-high 2.0 QB sacks for 17 yards in 20-14 win over Purdue
- Had four assisted tackles and the second FG block of his career in 20-13 win at Iowa State
- Collected three tackles (two solo), including 1.0 QB sack vs. Michigan

PERSONAL

- Earned unanimous all-conference honors on both offense and defense for three straight seasons
- First-Team All-State on both offense and defense as a junior
- Named to Quad City Times All-Western Illinois First Team defense as a junior and senior
- Four-year football letterman as tight end and defensive end
- Holds school record for career sacks (35.0)
- Reached State Quarterfinals as junior and senior, and first round of playoffs as a sophomore
- Helped prep team post 20-4 record over final two seasons and 36-10 mark over four years
- Recorded 26 receptions for 432 yards and 10 TDs as a senior, with 46 tackles, 14.5 tackles for loss, and 14.0 sacks on defense
- Lettered in track and wrestling
- Earned wrestling State Title at 220-pounds as a sophomore
- Earned wrestling State Title at 285-pounds as a senior, becoming just third two-time State Champion in school history
- Parents are Susan and Mitch Lee
- Wife's name is Tori

LOGAN LEE'S NFL REGULAR SEASON DEFENSIVE STATISTICS

				TACKLES								INTERCEPTIONS					O. FUMB				ST					MISC	
DATE	TEAM	GP	GS	TK	S	A	TFL	YDS	SK	YDS	QBH	NO	YDS	LG	TD	PD	FF	FR	TD	YDS	TK	S	A	FF	FR	S	A
2024	Steelers	0	0	0	0	0	0	0	0.0	0.0	0	0	0	0	0	0	0	0	0	0	0	0	0	0	0	0	0
2025	Steelers	3	0	0	0	0	0	0	0.0	0.0	0	0	0	0	0	0	0	0	0	0	0	0	0	0	0	0	0
NFL TOTALS		3	0	0	0	0	0	0	0.0	0.0	0	0	0	0	0	0	0	0	0	0	0	0	0	0	0	0	0

LOGAN LEE'S NFL POSTSEASON DEFENSIVE STATISTICS

				TACKLES								INTERCEPTIONS					O. FUMB				ST					MISC	
DATE	TEAM	GP	GS	TK	S	A	TFL	YDS	SK	YDS	QBH	NO	YDS	LG	TD	PD	FF	FR	TD	YDS	TK	S	A	FF	FR	S	A
2024	Steelers	0	0	0	0	0	0	0	0.0	0.0	0	0	0	0	0	0	0	0	0	0	0	0	0	0	0	0	0
NFL TOTALS		0	0	0	0	0	0	0	0.0	0.0	0	0	0	0	0	0	0	0	0	0	0	0	0	0	0	0	0

2025 GAME-BY-GAME REGULAR-SEASON STATISTICS (STEELERS)

			TACKLES								INTERCEPTIONS					O. FUMB				ST					MISC			
DATE	OPPONENT	P/S	TK	S	A	SK	YDS	TFL	YDS	QBH	NO	YDS	LG	TD	PD	FF	FR	TD	YDS	TK	S	A	FF	FR	S	A	W/L	SCORE
09/07	at Jets	P	0	0	0	0.0	0.0	0	0	0	0	0	0	0	0	0	0	0	0	0	0	0	0	0	0	0	W	34-32
09/14	Seahawks	P	0	0	0	0.0	0.0	0	0	0	0	0	0	0	0	0	0	0	0	0	0	0	0	0	0	0	L	17-31
09/21	at Patriots	P	0	0	0	0.0	0.0	0	0	0	0	0	0	0	0	0	0	0	0	0	0	0	0	0	0	0	W	21-14
09/28	Vikings		DID NOT PLAY (NON-INJURY)																								W	24-21
10/12	Browns		ON INACTIVE LIST																								W	23-9
10/16	at Bengals		INACTIVE																								L	31-33
10/26	Packers		ON INACTIVE LIST																								L	25-35
11/02	Colts		ON INACTIVE LIST																								W	27-20
2025 TOTALS		**3-0**	**0**	**0**	**0**	**0.0**	**0.0**	**0**	**0**	**0**	**0**	**0**	**0**	**0**	**0**	**0**	**0**	**0**	**0**	**0**	**0**	**0**	**0**	**0**	**0**	**0**	**5-3**	

2024 GAME-BY-GAME REGULAR-SEASON STATISTICS (STEELERS)

			TACKLES								INTERCEPTIONS					O. FUMB				ST					MISC			
DATE	OPPONENT	P/S	TK	S	A	SK	YDS	TFL	YDS	QBH	NO	YDS	LG	TD	PD	FF	FR	TD	YDS	TK	S	A	FF	FR	S	A	W/L	SCORE
09/08	at Falcons		DID NOT PLAY																								W	18-10
09/15	at Broncos		INJURED RESERVE																								W	13-6
09/22	Chargers		INJURED RESERVE																								W	20-10
09/29	at Colts		INJURED RESERVE																								L	24-27
10/06	Cowboys		INJURED RESERVE																								L	17-20
10/13	at Raiders		INJURED RESERVE																								W	32-13
10/20	Jets		INJURED RESERVE																								W	37-15
10/28	Giants		INJURED RESERVE																								W	26-18
11/10	at Commanders		INJURED RESERVE																								W	28-27
11/17	Ravens		INJURED RESERVE																								W	18-16
11/21	at Browns		INJURED RESERVE																								L	19-24
12/01	at Bengals		INJURED RESERVE																								W	44-38
12/08	Browns		INJURED RESERVE																								W	27-14
12/15	at Eagles		INJURED RESERVE																								L	13-27
12/21	at Ravens		INJURED RESERVE																								L	17-34
12/25	Chiefs		INJURED RESERVE																								L	10-29
01/04	Bengals		INJURED RESERVE - DESIGNATED FOR RETURN																								L	17-19
2024 TOTALS			**0**	**0**	**0**	**0.0**	**0.0**	**0**	**0**	**0**	**0**	**0**	**0**	**0**	**0**	**0**	**0**	**0**	**0**	**0**	**0**	**0**	**0**	**0**	**0**	**0**	**10-7**	

2024 GAME-BY-GAME POSTSEASON STATISTICS (STEELERS)

			TACKLES								INTERCEPTIONS					O. FUMB				ST					MISC			
DATE	OPPONENT	P/S	TK	S	A	SK	YDS	TFL	YDS	QBH	NO	YDS	LG	TD	PD	FF	FR	TD	YDS	TK	S	A	FF	FR	S	A	W/L	SCORE
01/11	at Ravens		INJURED RESERVE - DESIGNATED FOR RETURN																								L	14-28
2024 TOTALS			**0**	**0**	**0**	**0.0**	**0.0**	**0**	**0**	**0**	**0**	**0**	**0**	**0**	**0**	**0**	**0**	**0**	**0**	**0**	**0**	**0**	**0**	**0**	**0**	**0**	**0-1**	



RYAN MCCOLLUM

C

62

HEIGHT: 6-5
WEIGHT: 300
BORN: March 4, 1998
COLLEGE: Texas A&M

HOW ACQUIRED: W '22 (DET)
NFL EXPERIENCE: 4th year
BIRTHPLACE Spring, TX

PRO CAREER

- Has played in 30 games (three start) over his four-year NFL career (Detroit 2021; Pittsburgh 2022-24)
- Made NFL debut in Week 5 of 2021 (at Minnesota)
- Made NFL starting debut in Week 6 of 2021 (vs. Cincinnati)

2024 (STEELERS)

- Played in 17 regular season games (two starts)

2023 (STEELERS)

- Spent the season on the practice squad

2022 (STEELERS)

- Spent the season on the practice squad

2021 (LIONS)

- Played in 13 regular-season games (one start) at center

2020 (TEXANS)

- Spent the season on the Houston practice squad

TRANSACTIONS

- Signed a reserve/future contract with Pittsburgh on Jan. 18, 2024
- Signed a reserve/future contract with the Steelers on Jan. 13, 2023
- Signed to the practice squad by Pittsburgh on Oct. 4, 2022
- Signed to the practice squad by the Steelers on Aug. 31, 2022
- Waived by Pittsburgh on Aug. 30, 2022
- Claimed by the Steelers off waivers from Detroit on Aug. 16, 2022
- Waived by the Lions on Aug. 15, 2022
- Promoted to the Detroit active roster on Oct. 7, 2021
- Signed to the Houston practice squad on Sept. 2, 2021
- Waived by the Texans on Aug. 31, 2021
- Signed as an undrafted free agent by Houston on May 1, 2021

PERSONAL

- Coached by David Smith at Klein Oak High School
- Earned first-team All-District 15-6A honors and All-Greater Houston honors as a senior
- Helped Klein Oak reach the state quarterfinals as a junior
- Three-star recruit, McCollum chose Texas A&M over Oklahoma State, Texas, Texas Tech and Houston

COLLEGE

- Played in 33 games at Texas A&M (2016-20)
- Started all 10 games and logged 690 snaps at center as a senior in 2020
- Key part of one of the SEC's best offensive lines in the nation as the unit also led the SEC in sacks allowed (0.7), tackles for loss allowed (3.8) and yards per carry (5.45)
- Texas A&M was the only offensive line to lead the league in all three categories in over 10 years
- Helped the Aggies rack up 543 yards of offense in the win over Florida, including 205 on the ground
- Protected QB Kellen Mond and did not allow a sack for the third straight game while also only giving up one tackle for loss on the final play of the game at Mississippi State
- Helped the Aggies tally 530 yards of total offense in the dominating 48-3 win at South Carolina, including 264 on the ground
- Rolled over the Tigers defense for a season-high 313 yards rushing in the victory at Auburn
- Texas A&M offensive line was named a finalist for the Joe Moore Award

RYAN MCCOLLUM'S NFL REGULAR SEASON STATISTICS

DATE	TEAM	GP	GS
2021	Texans	0	0
	Went from **Houston** to **Detroit**.		
2021	Lions	13	1
2021	TOTAL	13	1
2022	Lions	0	0
	Went from **Detroit** to **Pittsburgh**.		
2022	Steelers	0	0
2022	TOTAL	0	0
2023	Steelers	0	0
2024	Steelers	17	2
2025	Steelers	8	0
NFL TOTALS		**38**	**3**

RYAN MCCOLLUM'S NFL POSTSEASON STATISTICS

DATE	TEAM	GP	GS
2023	Steelers	0	0
2024	Steelers	1	0
NFL TOTALS		**1**	**0**

2025 GAME-BY-GAME REGULAR-SEASON STATISTICS (STEELERS)

DATE	OPPONENT	P/S	W/L	SCORE
09/07	at Jets	P	W	34-32
09/14	Seahawks	P	L	17-31
09/21	at Patriots	P	W	21-14
09/28	Vikings	P	W	24-21
10/12	Browns	P	W	23-9
10/16	at Bengals	P	L	31-33
10/26	Packers	P	L	25-35
11/02	Colts	P	W	27-20
2025 TOTALS		**8-0**	**5-3**	

MASON MCCORMICK

G

HEIGHT: 6-5
WEIGHT: 315
BORN: May 25, 2000
COLLEGE: South Dakota State

HOW ACQUIRED: D4 '24
NFL EXPERIENCE: 2nd year
BIRTHPLACE Sioux Falls, SD

PRO CAREER

- Has played in 17 regular-season games (14 starts) in one-year NFL career (Pittsburgh 2024)
- Made NFL debut in Week 1 of 2024 (at Atlanta)
- Made NFL starting debut in Week 4 of 2024 (vs. Indianapolis)

2024 (STEELERS)

- Played in 17 regular-season games (14 starts)
- Paved the way for RB Najee Harris to rush for 100+ yards three consecutive weeks (Week 6, Week 7 and Week 8)
- Part of an offensive line that paved way for Harris to record his fourth consecutive 1,000 rushing yard season

TRANSACTIONS

- Signed a four-year contract with Pittsburgh on May 11, 2024
- Drafted by the Steelers in the fourth round (119th overall) of the 2024 NFL Draft

PERSONAL

- Earned First-Team All-State honors and was a member of the Sioux Falls Argus Leader Elite 45 after helping lead Roosevelt High School to the state championship game in 2017
- Also competed in track and field, placing second in the discus and fifth in the shot put at Class AA state meet as a senior
- Scholar-athlete award recipient

COLLEGE

- Played in 70 games (57 starts) at South Dakota State (2018-23)
- Became the 34th Jackrabbit to be taken in the NFL Draft and the sixth in the last seven seasons
- First SDSU offensive lineman to be drafted since Adam Timmerman was a seventh-round pick by the Green Bay Packers in 1995
- Started the final 57 games of his college career
- American Football Coaches Association FCS All-America First Team (2022)
- American Football Coaches Association FCS
- All-America Second Team (2023)
- Associated Press FCS All-America First Team (2022, 2023)
- Phil Steele FCS Offensive Lineman of the Year (2023)
- Phil Steele FCS All-America First Team (2022, 2023)
- HERO Sports FCS All-America Team (2020-21, 2021, 2022)
- HERO Sports FCS Sophomore All-America Team (2020-21)
- Stats Perform FCS All-America First Team (2023)
- Stats Perform FCS All-America Second Team (2022)
- All-Missouri Valley Football Conference First Team (2022, 2023)
- All-MVFC Second Team (2020-21, 2021)
- MVFC Offensive Lineman of the Week (Oct. 1, 2022; Sept. 30, 2023)
- Hampshire Honor Society (2023)
- College Sports Communicators Academic All-District (2022)
- MVFC Commissioner's Academic Excellence Award (2019, 2020-21, 2021)
- MVFC Honor Roll (2018, 2019, 2020-21, 2021, 2022)
- Team Captain (2021, 2022, 2023)

MASON MCCORMICK'S NFL REGULAR SEASON STATISTICS

DATE	TEAM	GP	GS
2024	Steelers	17	14
2025	Steelers	8	8
NFL TOTALS		25	22

MASON MCCORMICK'S NFL POSTSEASON STATISTICS

DATE	TEAM	GP	GS
2024	Steelers	0	0
NFL TOTALS		0	0

2025 GAME-BY-GAME REGULAR-SEASON STATISTICS (STEELERS)

DATE	OPPONENT	P/S		W/L	SCORE
09/07	at Jets	S		W	34-32
09/14	Seahawks	S		L	17-31
09/21	at Patriots	S		W	21-14
09/28	Vikings	S		W	24-21
10/12	Browns	S		W	23-9
10/16	at Bengals	S		L	31-33
10/26	Packers	S		L	25-35
11/02	Colts	S		W	27-20
2025 TOTALS		**8-8**		**5-3**	



DK METCALF

WR

4

HEIGHT: 6-4
WEIGHT: 235
BORN: December 14, 1997
COLLEGE: Mississippi

HOW ACQUIRED: TR '25 (SEA)
NFL EXPERIENCE: 7th year
BIRTHPLACE Oxford, MS

PRO CAREER

- Has played in 97 regular-season games (93 starts) over six-year NFL career (Seattle 2019-24)
- Has registered 438 receptions for 6,324 yards (14.4 avg.) and 48 TDs
- Has rushed three times for 17 yards (5.7 avg.)
- His 48 receiving TDs are the eighth-most among active players in the League
- Has recorded three 1,000-yard receiving seasons (2020, 2022 and 2023), registered 15 100-yard receiving games and posted 13 catches of 50 yards or more in his career
- His 13 catches of 50 yards or more rank seventh among active wideouts
- Joined Randy Moss as the only players in NFL history with 50 receptions, 900 yards and five TDs in each of their first six seasons
- First player in Seattle history with three consecutive 100-yard receiving games (Weeks 2-4 of 2024)
- Ranked first in Seahawks' history in a player's first six seasons in receptions (438), receiving yards (6,324) and receiving TDs (48)
- Finished his Seattle career fourth all-time in receiving TDs (48)
- 2022, 2023 Pro Bowl
- 2020 Associated Press Second-Team All-Pro
- His 1,114 yards in 2023, made him the seventh player in franchise history with back-to-back 1,000 receiving yards seasons
- In 2022, set a single-season career-high with 90 receptions (fourth-most in franchise history) and posted his second-career 1,000-yard season
- In the Wild Card Game at San Francisco in 2023, led team with 10 receptions for 136 yards and two TDs; tied Randy Moss for second-most all-time with his third-career receiving TD in the postseason of at least 50 yards
- Led the Seahawks with 75 catches and 12 TDs (4th NFL) in 2021
- His 12 TD receptions in 2021 are tied for third-most in a single season in Seattle history
- Fifth player since 1990 with at least 900 receiving yards and seven TD receptions in each of his first three seasons, joining Odell Beckham Jr., Joey Galloway, A.J. Green and Randy Moss
- Joined Randy Moss (36) and Odell Beckham Jr. (34) as the only wide receivers since 1990 with at least 25 TD receptions in their first 40 career games
- Started all 16 games played in 2020 and was named second-team AP All-Pro and named to the Pro Bowl
- Led team while setting a franchise record with 1,303 receiving yards (Steve Largent, 1,287 in 1985)
- Recorded 10 receptions for a career-high 177 yards in Week 12 of 2020 at Philadelphia
- Ranked second among all NFL rookie receivers in 2019 with 58 receptions and third with 900 receiving yards – both second all-time in Seahawks single-season history
- In the Wild Card at Philadelphia in 2020, led team with seven receptions for 160 yards and a 53-yard TD
- His 160 yards receiving are the most-ever by a rookie in an NFL playoff game and most in Seattle playoff history

2024 (SEAHAWKS)

- Played in 15 regular-season games (12 starts)
- Caught 66 passes for 992 yards and five TDs
- Had 10 receptions for 129 yards, including a 56-yard TD in Week 2 at New England; TD was his sixth career of 50 or more yards
- Added 100-yard receiving games in both Week 3 (104 vs. Miami) and Week 4 (104 at Detroit)
- Hauled in a 71-yard TD reception in Week 3 vs. Miami, his seventh career catch of 50 or more yards, second most in Seattle history
- First player in Seattle history with three consecutive 100-yard receiving games (Weeks 2-4)

2023 (SEAHAWKS)

- Played in 16 regular-season games (16 starts)
- Named to NFC Pro Bowl
- Caught 66 passes for 1,114 yards (16.9 avg.) and eight TDs
- His 1,114 yards, made him the seventh player in franchise history with back-to-back 1,000 receiving yards seasons (his third overall)
- Along with Tyler Lockett and Jaxon Smith-Njigba, gave Seattle three receivers with 60-plus catches in a season for the first time in franchise history
- Fastest ball carrier, timing at 22.23 mph, in Week 13 at Dallas
- Finished the Dallas game with a season-high 134 yards and three touchdowns on six catches, the second three-touchdown game of his career
- His 73-yard TD was Seattle's longest play from scrimmage in 2023
- Caught six passes for 112 yards (18.7 avg.) in Week 3 vs. Carolina
- Registered six receptions for 134 yards (22.3 avg.) and three TDs in Week 13 at Dallas
- Caught five passes for 106 ayrds (21.2 avg.) in Week 17 vs. Pittsburgh

2022 (SEAHAWKS)

- Played in 17 regular-season games (17 starts)
- Set single-season career-high with 90 receptions (fourth-most in franchise history), posted his second-career 1,000-yard season, and moved in to first place for the most receiving yards in a player's first four seasons in franchise history with 4,218
- Led team with 10 receptions for 136 yards and two TDs in the Wild Card Game at San Francisco
- Tied Randy Moss for second-most all-time with his third-career receiving TD in the postseason of at least 50 yards
- Caught seven passes for 149 yards (21.3 avg.) in Week 4 at Detroit
- Registered season-high 11 receptions (90 yards) in Week 12 vs. Las Vegas
- Caught eight passes for 127 yards (15.9 avg.) and one TD in Week 13 at L.A. Rams

2021 (SEAHAWKS)

- Played in 17 regular-season games (17 starts)
- Led the Seahawks with 75 catches and 12 TDs (fourth in the NFL)
- His 12 TD receptions are tied for third-most in a single season in franchise history
- Finished with 967 receiving yards
- Became the fifth player since 1990 with at least 900 receiving yards and seven TD receptions in each of his first three seasons, joining Odell Beckham Jr., Joey Galloway, A.J. Green and Randy Moss
- His two TDs in Week 8 vs. Jacksonville gave him 25 for his career and joined Moss (36) and Beckham Jr. (34) as the only wide receivers since 1990 with at least 25 TD receptions in their first 40 career games
- Led team with 96 yards in Week 7 vs. New Orleans, including an 84-yard TD reception
- The 84-yard TD was the third-longest reception in franchise history, and longest since 2010 (Ben Obomanu: 87t vs. Kansas City (11/28/2010)
- Caught six passes for 107 yards and one TD in Week 3 at Minnesota
- Registered six receptions for 63 yards (10.5 avg.) and three TDs in Week 17 vs. Detroit

2020 (SEAHAWKS)

- Played in 16 regular-season games (16 starts)
- Named second-team AP All-Pro
- Set franchise record with 1,303 receiving yards (Steve Largent, 1,287 in 1985)
- Along with Tyler Lockett, became just the second set of Seahawks teammates to each have 1,000 yards in the same season (Brian Blades, Joey Galloway in 1995)
- Tied Lockett for team lead with 10 TDs
- Became the first set of receivers to post 80-plus receptions each in a season in club history and gave Seattle two receivers with 10-plus TDs each in a season for the second time in club history (Largent, Daryl Turner in 1984)
- Posted 10 receptions for a career-high 177 yards in Week 12 at Philadelphia
- Fifth 100-yard game of the season, tied for second-most in franchise history
- Caught 12 passes for 161 yards (13.4 avg.) and two TDs in Week 8 vs. San Francisco
- Registered four receptions for 110 yards (27.5 avg.) and one TD in Week 3 vs. Dallas
- Caught four passes for 106 yards (26.5 avg.) in Week 4 at Miami
- Registered seven receptions for 108 yards (15.4 avg.) and one TD in Week 9 at Buffalo

2019 (SEAHAWKS)

- Played in 16 regular-season games (16 starts)
- Ranked second among all NFL rookie receivers with 58 receptions and third with 900 receiving yards – both second all-time in Seahawks single-season history by a rookie behind Joey Galloway's totals in 1995
- Led team with seven receptions for 160 yards and a 53-yard touchdown in the NFC Wild Card at Philadelphia
- His 160 yards receiving was the most-ever by a rookie in an NFL playoff game and most all time in franchise history
- In Week 1 vs. Cincinnati, started at wide receiver, and led the team with 89 yards on four receptions
- His 89 yards were the most by a Seahawks rookie wide receiver in a debut surpassing Steve Largent's 1976 total of 86
- Caught six passes for 123 yards (20.5 avg.) and one TD in Week 9 vs. Tampa Bay

TRANSACTIONS

- Signed a five-year contract with Pittsburgh on March 13, 2025
- Acquired, via trade with Seattle, along with the Seahawks sixth-round selection in the 2025 draft (185th overall) in exchange for the Steelers' second (52nd) and seventh-round (223rd) selections in the 2025 draft
- Signed a three-year contract extension with the Seahawks on July 28, 2022
- Signed a four-year contract with Seattle on May 22, 2019
- Drafted by the Seahawks in the second round (64th overall) of the 2019 NFL Draft

PERSONAL

- Attended Oxford H.S. (Miss.), where he was a U.S. Army and MaxPreps All America selection
- A consensus 4-star prospect by the major recruiting services and listed as the No. 70 overall recruit and the fifth best in Mississippi by Rivals.com
- Ranked as the 14th best wide receiver recruit in the nation by Rivals.com, No. 18 by Scout.com and No. 19 by 247Sports.com
- Full name is DeKaylin Zecharius Metcalf
- Father, Terrence, was an NFL and Ole Miss All-American offensive lineman
- Majored in hospitality management

COLLEGE

- Played in 21 games (19 starts) at Ole Miss, leaving school after his redshirt sophomore year
- Recorded 67 receptions for 1,228 yards and 14 TDs during his college career
- His 14 career TD receptions are ninth all-time in program history
- In 2018, started his redshirt sophomore season's first seven games before suffering a season-ending neck injury at Arkansas
- Hauled in 26 catches for 569 yards and five TDs
- Prior to injury, was ranked fourth in the SEC with five receiving TDs and third in the conference in receiving yards
- SEC All Freshman in 2017
- Caught 39 passes for 646 yards and seven TDs in 2017
- Ranked seventh in the SEC with seven TD receptions

DK METCALF'S NFL REGULAR SEASON RUSHING/RECEIVING STATISTICS

				RECEIVING					RUSHING				
DATE	TEAM	GP	GS	NO.	YDS.	AVG.	LG	TD	NO.	YDS.	AVG.	LG	TD
2019	Seahawks	16	15	58	900	15.5	54	7	2	11	5.5	7	0
2020	Seahawks	16	16	83	1,303	15.7	62	10	0	0	0.0	0	0
2021	Seahawks	17	17	75	967	12.9	84t	12	1	6	6.0	6	0
2022	Seahawks	17	17	90	1,048	11.6	54	6	0	0	0.0	0	0
2023	Seahawks	16	16	66	1,114	16.9	73t	8	0	0	0.0	0	0
2024	Seahawks	15	12	66	992	15.0	71t	5	0	0	0.0	0	0
2025	Steelers	8	8	29	467	16.1	80t	5	0	0	0.0	0	0
NFL TOTALS		105	101	467	6,791	14.5	84T	53	3	17	5.7	7	0

DK METCALF'S NFL POSTSEASON RUSHING/RECEIVING STATISTICS

				RECEIVING					RUSHING				
DATE	TEAM	GP	GS	NO.	YDS.	AVG.	LG	TD	NO.	YDS.	AVG.	LG	TD
2019	Seahawks	2	2	11	219	19.9	53t	1	0	0	0.0	0	0
2020	Seahawks	1	1	5	96	19.2	51t	2	0	0	0.0	0	0
2022	Seahawks	1	1	10	136	13.6	50t	2	0	0	0.0	0	0
NFL TOTALS		4	4	26	451	17.3	53T	5	0	0	0.0	0	0

DK METCALF'S NFL REGULAR SEASON RETURN STATISTICS

		KICKOFF RETURNS					PUNT RETURNS					
DATE	TEAM	RET.	YDS.	AVG.	LG	TD	NO.	FC	YDS.	AVG.	LG	TD
2019	Seahawks	0	0	0.0	0	0	0	0	0	0.0	0	0
2020	Seahawks	0	0	0.0	0	0	0	0	0	0.0	0	0
2021	Seahawks	0	0	0.0	0	0	0	0	0	0.0	0	0
2022	Seahawks	0	0	0.0	0	0	0	0	0	0.0	0	0
2023	Seahawks	0	0	0.0	0	0	0	0	0	0.0	0	0
2024	Seahawks	0	0	0.0	0	0	0	0	0	0.0	0	0
2025	Steelers	0	0	0.0	0	0	0	0	0	0.0	0	0
NFL TOTALS		0	0	0.0	0	0	0	0	0	0.0	0	0

DK METCALF'S NFL POSTSEASON RETURN STATISTICS

		KICKOFF RETURNS					PUNT RETURNS					
DATE	TEAM	RET.	YDS.	AVG.	LG	TD	NO.	FC	YDS.	AVG.	LG	TD
2019	Seahawks	0	0	0.0	0	0	0	0	0	0.0	0	0
2020	Seahawks	0	0	0.0	0	0	0	0	0	0.0	0	0
2022	Seahawks	0	0	0.0	0	0	0	0	0	0.0	0	0
NFL TOTALS		0	0	0.0	0	0	0	0	0	0.0	0	0

SINGLE-GAME HIGHS: RUSHING/RECEIVING

Rush Attempts
1 vs. Detroit Lions, Jan 02, 2022
1 vs. Tampa Bay Buccaneers, Nov 03, 2019
...1 more at 1.

Rushing Yards
7 vs. Tampa Bay Buccaneers, Nov 03, 2019
6 vs. Detroit Lions, Jan 02, 2022

Longest Runs
7 vs. Tampa Bay Buccaneers, Nov 03, 2019
6 vs. Detroit Lions, Jan 02, 2022

Receptions
12 vs. San Francisco 49ers, Nov 01, 2020
11 vs. Las Vegas Raiders, Nov 27, 2022

Receiving Yards
177 at Philadelphia Eagles, Nov 30, 2020
161 vs. San Francisco 49ers, Nov 01, 2020

Receiving Average
27.5 vs. Dallas Cowboys, Sep 27, 2020
26.5 at Miami Dolphins, Oct 04, 2020

Longest Receptions
84t vs. New Orleans Saints, Oct 25, 2021
80t vs. Minnesota Vikings, Sep 28, 2025

Receiving TDs
3 at Dallas Cowboys, Nov 30, 2023
3 vs. Detroit Lions, Jan 02, 2022

All-Purpose Yards
177 at Philadelphia Eagles, Nov 30, 2020
161 vs. San Francisco 49ers, Nov 01, 2020

Most TDs
3 at Dallas Cowboys, Nov 30, 2023
3 vs. Detroit Lions, Jan 02, 2022

Miscellaneous Tackles
2 at Cincinnati Bengals, Oct 16, 2025
2 at Arizona Cardinals, Oct 25, 2020

Scrimmage Yards
177 at Philadelphia Eagles, Nov 30, 2020
161 vs. San Francisco 49ers, Nov 01, 2020

SINGLE-GAME HIGHS - POSTSEASON: RECEIVING

Receptions
10 at San Francisco 49ers, Jan 14, 2023
7 at Philadelphia Eagles, Jan 05, 2020
5 vs. Los Angeles Rams, Jan 09, 2021
4 at Green Bay Packers, Jan 12, 2020

Receiving Yards
160 at Philadelphia Eagles, Jan 05, 2020
136 at San Francisco 49ers, Jan 14, 2023
96 vs. Los Angeles Rams, Jan 09, 2021
59 at Green Bay Packers, Jan 12, 2020

Receiving Average
22.9 at Philadelphia Eagles, Jan 05, 2020
19.2 vs. Los Angeles Rams, Jan 09, 2021
14.8 at Green Bay Packers, Jan 12, 2020
13.6 at San Francisco 49ers, Jan 14, 2023

Longest Receptions
53t at Philadelphia Eagles, Jan 05, 2020
51t vs. Los Angeles Rams, Jan 09, 2021
50t at San Francisco 49ers, Jan 14, 2023
36 at Philadelphia Eagles, Jan 05, 2020
26 at Philadelphia Eagles, Jan 05, 2020

Receiving TDs
2 at San Francisco 49ers, Jan 14, 2023
2 vs. Los Angeles Rams, Jan 09, 2021
1 at Philadelphia Eagles, Jan 05, 2020

All-Purpose Yards
160 at Philadelphia Eagles, Jan 05, 2020
136 at San Francisco 49ers, Jan 14, 2023
96 vs. Los Angeles Rams, Jan 09, 2021
59 at Green Bay Packers, Jan 12, 2020

Most TDs
2 at San Francisco 49ers, Jan 14, 2023
2 vs. Los Angeles Rams, Jan 09, 2021
1 at Philadelphia Eagles, Jan 05, 2020

Scrimmage Yards
160 at Philadelphia Eagles, Jan 05, 2020
136 at San Francisco 49ers, Jan 14, 2023
96 vs. Los Angeles Rams, Jan 09, 2021
59 at Green Bay Packers, Jan 12, 2020

100-YARD RECEIVING GAMES (16): REGULAR SEASON

DATE	TEAM	NO.	YDS.	AVG.	LG	TD
11/03/19	BUCCANEERS	6	123	20.5	53t	1
09/27/20	COWBOYS	4	110	27.5	62	1
10/04/20	at Dolphins	4	106	26.5	37	0
11/01/20	49ERS	12	161	13.4	46t	2
11/08/20	at Bills	7	108	15.4	41	1
11/30/20	at Eagles	10	177	17.7	52	0
09/26/21	at Vikings	6	107	17.8	28	1
10/02/22	at Lions	7	149	21.3	54	0
12/04/22	at Rams	8	127	15.9	40	1
09/24/23	PANTHERS	6	112	18.7	34	0
11/30/23	at Cowboys	6	134	22.3	73t	3
12/31/23	STEELERS	5	106	21.2	33	0
09/15/24	at Patriots	10	129	12.9	56t	1
09/22/24	DOLPHINS	4	104	26.0	71t	1
09/30/24	at Lions	7	104	14.9	29	0
09/28/25	VIKINGS	5	126	25.2	80t	1

100-YARD RECEIVING GAMES (2): POSTSEASON

DATE	TEAM	NO.	YDS.	AVG.	LG	TD
01/05/20	at Eagles	7	160	22.9	53t	1
01/14/23	at 49ers	10	136	13.6	50t	2

2025 GAME-BY-GAME REGULAR-SEASON STATISTICS (STEELERS)

			RECEIVING					RUSHING						
DATE	OPPONENT	P/S	NO.	YDS.	AVG.	LG	TD	NO.	YDS.	AVG.	LG	TD	W/L	SCORE
09/07	at Jets	S	4	83	20.8	31	0	0	0	0.0	0	0	W	34-32
09/14	Seahawks	S	3	20	6.7	9	1	0	0	0.0	0	0	L	17-31
09/21	at Patriots	S	3	32	10.7	15	1	0	0	0.0	0	0	W	21-14
09/28	Vikings	S	5	126	25.2	80t	1	0	0	0.0	0	0	W	24-21
10/12	Browns	S	4	95	23.8	25t	1	0	0	0.0	0	0	W	23-9
10/16	at Bengals	S	3	50	16.7	39	0	0	0	0.0	0	0	L	31-33
10/26	Packers	S	5	55	11.0	24	1	0	0	0.0	0	0	L	25-35
11/02	Colts	S	2	6	3.0	6	0	0	0	0.0	0	0	W	27-20
2025 TOTALS		**8-8**	**29**	**467**	**16.1**	**80T**	**5**	**0**	**0**	**0.0**	**0**	**0**	**5-3**	

2024 GAME-BY-GAME REGULAR-SEASON STATISTICS (SEAHAWKS)

			RECEIVING					RUSHING						
DATE	OPPONENT	P/S	NO.	YDS.	AVG.	LG	TD	NO.	YDS.	AVG.	LG	TD	W/L	SCORE
09/08	Broncos	S	3	29	9.7	12	0	0	0	0.0	0	0	W	26-20
09/15	at Patriots	S	10	129	12.9	56t	1	0	0	0.0	0	0	W	23-20+
09/22	Dolphins	S	4	104	26.0	71t	1	0	0	0.0	0	0	W	24-3
09/30	at Lions	S	7	104	14.9	29	0	0	0	0.0	0	0	L	29-42
10/06	Giants	S	4	55	13.8	22	0	0	0	0.0	0	0	L	20-29
10/10	49ers	P	3	48	16.0	30	0	0	0	0.0	0	0	L	24-36
10/20	at Falcons	S	4	99	24.8	35	1	0	0	0.0	0	0	W	34-14
10/27	Bills					ON INACTIVE LIST							L	10-31
11/03	Rams					ON INACTIVE LIST							L	20-26+
11/17	at 49ers	S	7	70	10.0	26	0	0	0	0.0	0	0	W	20-17
11/24	Cardinals	P	4	59	14.8	29	0	0	0	0.0	0	0	W	16-6
12/01	at Jets	S	4	66	16.5	30	0	0	0	0.0	0	0	W	26-21
12/08	at Cardinals	S	4	49	12.3	18	0	0	0	0.0	0	0	W	30-18
12/15	Packers	S	3	28	9.3	15	0	0	0	0.0	0	0	L	13-30
12/22	Vikings	S	3	57	19.0	25t	1	0	0	0.0	0	0	L	24-27
12/26	at Bears	P	3	42	14.0	23	0	0	0	0.0	0	0	W	6-3
01/05	at Rams	S	3	53	17.7	22	1	0	0	0.0	0	0	W	30-25
2024 TOTALS		**15-12**	**66**	**992**	**15.0**	**71T**	**5**	**0**	**0**	**0.0**	**0**	**0**	**10-7**	

+ - Overtime

2023 GAME-BY-GAME REGULAR-SEASON STATISTICS (SEAHAWKS)

			RECEIVING					RUSHING						
DATE	OPPONENT	P/S	NO.	YDS.	AVG.	LG	TD	NO.	YDS.	AVG.	LG	TD	W/L	SCORE
09/10	Rams	S	3	47	15.7	28	1	0	0	0.0	0	0	L	13-30
09/17	at Lions	S	6	75	12.5	18	0	0	0	0.0	0	0	W	37-31+
09/24	Panthers	S	6	112	18.7	34	0	0	0	0.0	0	0	W	37-27
10/02	at Giants	S	3	34	11.3	16	1	0	0	0.0	0	0	W	24-3
10/15	at Bengals	S	4	69	17.3	30	0	0	0	0.0	0	0	L	13-17
10/22	Cardinals					ON INACTIVE LIST							W	20-10
10/29	Browns	S	5	67	13.4	43	0	0	0	0.0	0	0	W	24-20
11/05	at Ravens	S	1	50	50.0	50	0	0	0	0.0	0	0	L	3-37
11/12	Commanders	S	7	98	14.0	27	0	0	0	0.0	0	0	W	29-26
11/19	at Rams	S	5	94	18.8	53	1	0	0	0.0	0	0	L	16-17
11/23	49ers	S	3	32	10.7	14	0	0	0	0.0	0	0	L	13-31
11/30	at Cowboys	S	6	134	22.3	73t	3	0	0	0.0	0	0	L	35-41
12/10	at 49ers	S	2	52	26.0	31t	1	0	0	0.0	0	0	L	16-28
12/18	Eagles	S	5	78	15.6	34	0	0	0	0.0	0	0	W	20-17
12/24	at Titans	S	4	56	14.0	26	1	0	0	0.0	0	0	W	20-17
12/31	Steelers	S	5	106	21.2	33	0	0	0	0.0	0	0	L	23-30
01/07	at Cardinals	S	1	10	10.0	10	0	0	0	0.0	0	0	W	21-20
2023 TOTALS		**16-16**	**66**	**1,114**	**16.9**	**73T**	**8**	**0**	**0**	**0.0**	**0**	**0**	**9-8**	

+ - Overtime

2022 GAME-BY-GAME REGULAR-SEASON STATISTICS (SEAHAWKS)

			RECEIVING					RUSHING						
DATE	OPPONENT	P/S	NO.	YDS.	AVG.	LG	TD	NO.	YDS.	AVG.	LG	TD	W/L	SCORE
09/12	Broncos	S	7	36	5.1	15	0	0	0	0.0	0	0	W	17-16
09/18	at 49ers	S	4	35	8.8	12	0	0	0	0.0	0	0	L	7-27
09/25	Falcons	S	5	64	12.8	18t	1	0	0	0.0	0	0	L	23-27
10/02	at Lions	S	7	149	21.3	54	0	0	0	0.0	0	0	W	48-45
10/09	at Saints	S	5	88	17.6	50t	1	0	0	0.0	0	0	L	32-39
10/16	Cardinals	S	2	34	17.0	17	0	0	0	0.0	0	0	W	19-9
10/23	at Chargers	S	1	12	12.0	12	0	0	0	0.0	0	0	W	37-23
10/30	Giants	S	6	55	9.2	15	1	0	0	0.0	0	0	W	27-13
11/06	at Cardinals	S	5	37	7.4	9	1	0	0	0.0	0	0	W	31-21
11/13	at Buccaneers	S	6	71	11.8	16	0	0	0	0.0	0	0	L	16-21
11/27	Raiders	S	11	90	8.2	24	0	0	0	0.0	0	0	L	34-40+
12/04	at Rams	S	8	127	15.9	40	1	0	0	0.0	0	0	W	27-23
12/11	Panthers	S	5	71	14.2	25	1	0	0	0.0	0	0	L	24-30
12/15	49ers	S	7	55	7.9	13	0	0	0	0.0	0	0	L	13-21
12/24	at Chiefs	S	7	81	11.6	35	0	0	0	0.0	0	0	L	10-24
01/01	Jets	S	1	3	3.0	3	0	0	0	0.0	0	0	W	23-6
01/08	Rams	S	3	40	13.3	23	0	0	0	0.0	0	0	W	19-16+
2022 TOTALS		**17-17**	**90**	**1,048**	**11.6**	**54**	**6**	**0**	**0**	**0.0**	**0**	**0**	**9-8**	

+ - Overtime

2021 GAME-BY-GAME REGULAR-SEASON STATISTICS (SEAHAWKS)

			RECEIVING					RUSHING						
DATE	OPPONENT	P/S	NO.	YDS.	AVG.	LG	TD	NO.	YDS.	AVG.	LG	TD	W/L	SCORE
09/12	at Colts	S	4	60	15.0	30	1	0	0	0.0	0	0	W	28-16
09/19	Titans	S	6	53	8.8	16	0	0	0	0.0	0	0	L	30-33+
09/26	at Vikings	S	6	107	17.8	28	1	0	0	0.0	0	0	L	17-30
10/03	at 49ers	S	4	65	16.3	28	1	0	0	0.0	0	0	W	28-21
10/07	Rams	S	5	98	19.6	25	2	0	0	0.0	0	0	L	17-26
10/17	at Steelers	S	6	58	9.7	14	0	0	0	0.0	0	0	L	20-23+
10/25	Saints	S	2	96	48.0	84t	1	0	0	0.0	0	0	L	10-13
10/31	Jaguars	S	6	43	7.2	16t	2	0	0	0.0	0	0	W	31-7
11/14	at Packers	S	3	26	8.7	18	0	0	0	0.0	0	0	L	0-17
11/21	Cardinals	S	4	31	7.8	14	0	0	0	0.0	0	0	L	13-23
11/29	at Football Team	S	1	13	13.0	13	0	0	0	0.0	0	0	L	15-17
12/05	49ers	S	5	60	12.0	33	0	0	0	0.0	0	0	W	30-23
12/12	at Texans	S	4	43	10.8	22	0	0	0	0.0	0	0	W	33-13
12/21	at Rams	S	6	52	8.7	12	0	0	0	0.0	0	0	L	10-20
12/26	Bears	S	2	41	20.5	41t	1	0	0	0.0	0	0	L	24-25
01/02	Lions	S	6	63	10.5	17	3	1	6	6.0	6	0	W	51-29
01/09	at Cardinals	S	5	58	11.6	31	0	0	0	0.0	0	0	W	38-30
2021 TOTALS		**17-17**	**75**	**967**	**12.9**	**84T**	**12**	**1**	**6**	**6.0**	**6**	**0**	**7-10**	

+ - Overtime

2020 GAME-BY-GAME REGULAR-SEASON STATISTICS (SEAHAWKS)

			RECEIVING					RUSHING						
DATE	OPPONENT	P/S	NO.	YDS.	AVG.	LG	TD	NO.	YDS.	AVG.	LG	TD	W/L	SCORE
09/13	at Falcons	S	4	95	23.8	38t	1	0	0	0.0	0	0	W	38-25
09/20	Patriots	S	4	92	23.0	54t	1	0	0	0.0	0	0	W	35-30
09/27	Cowboys	S	4	110	27.5	62	1	0	0	0.0	0	0	W	38-31
10/04	at Dolphins	S	4	106	26.5	37	0	0	0	0.0	0	0	W	31-23
10/11	Vikings	S	6	93	15.5	39	2	0	0	0.0	0	0	W	27-26
10/25	at Cardinals	S	2	23	11.5	17	0	0	0	0.0	0	0	L	34-37+
11/01	49ers	S	12	161	13.4	46t	2	0	0	0.0	0	0	W	37-27
11/08	at Bills	S	7	108	15.4	41	1	0	0	0.0	0	0	L	34-44
11/15	at Rams	S	2	28	14.0	19	0	0	0	0.0	0	0	L	16-23
11/19	Cardinals	S	3	46	15.3	25t	1	0	0	0.0	0	0	W	28-21
11/30	at Eagles	S	10	177	17.7	52	0	0	0	0.0	0	0	W	23-17
12/06	Giants	S	5	80	16.0	21	0	0	0	0.0	0	0	L	12-17
12/13	Jets	S	6	61	10.2	19	1	0	0	0.0	0	0	W	40-3
12/20	at Football Team	S	5	43	8.6	15	0	0	0	0.0	0	0	W	20-15
12/27	Rams	S	6	59	9.8	17	0	0	0	0.0	0	0	W	20-9
01/03	at 49ers	S	3	21	7.0	12	0	0	0	0.0	0	0	W	26-23
2020 TOTALS		**16-16**	**83**	**1,303**	**15.7**	**62**	**10**	**0**	**0**	**0.0**	**0**	**0**	**12-4**	

+ - Overtime

2019 GAME-BY-GAME REGULAR-SEASON STATISTICS (SEAHAWKS)

			RECEIVING					RUSHING						
DATE	OPPONENT	P/S	NO.	YDS.	AVG.	LG	TD	NO.	YDS.	AVG.	LG	TD	W/L	SCORE
09/08	Bengals	S	4	89	22.3	42	0	0	0	0.0	0	0	W	21-20
09/15	at Steelers	S	3	61	20.3	28t	1	0	0	0.0	0	0	W	28-26
09/22	Saints	S	2	67	33.5	54	0	0	0	0.0	0	0	L	27-33
09/29	at Cardinals	S	1	6	6.0	6	0	0	0	0.0	0	0	W	27-10
10/03	Rams	P	2	44	22.0	40t	1	0	0	0.0	0	0	W	30-29
10/13	at Browns	S	4	69	17.3	30	0	1	4	4.0	4	0	W	32-28
10/20	Ravens	S	4	53	13.3	37	0	0	0	0.0	0	0	L	16-30
10/27	at Falcons	S	3	13	4.3	7	2	0	0	0.0	0	0	W	27-20
11/03	Buccaneers	S	6	123	20.5	53t	1	1	7	7.0	7	0	W	40-34+
11/11	at 49ers	S	6	70	11.7	25	0	0	0	0.0	0	0	W	27-24+
11/24	at Eagles	S	3	35	11.7	17	0	0	0	0.0	0	0	W	17-9
12/02	Vikings	S	6	75	12.5	20	0	0	0	0.0	0	0	W	37-30
12/08	at Rams	S	6	78	13.0	35	0	0	0	0.0	0	0	L	12-28
12/15	at Panthers	S	2	36	18.0	19t	1	0	0	0.0	0	0	W	30-24
12/22	Cardinals	S	0	0	0.0	0	0	0	0	0.0	0	0	L	13-27
12/29	49ers	S	6	81	13.5	24	1	0	0	0.0	0	0	L	21-26
2019 TOTALS		**16-15**	**58**	**900**	**15.5**	**54**	**7**	**2**	**11**	**5.5**	**7**	**0**	**11-5**	

+ - Overtime

2022 GAME-BY-GAME POSTSEASON STATISTICS (SEAHAWKS)

			RECEIVING					RUSHING						
DATE	OPPONENT	P/S	NO.	YDS.	AVG.	LG	TD	NO.	YDS.	AVG.	LG	TD	W/L	SCORE
01/14	at 49ers	S	10	136	13.6	50t	2	0	0	0.0	0	0	L	23-41
2022 TOTALS		**1-1**	**10**	**136**	**13.6**	**50T**	**2**	**0**	**0**	**0.0**	**0**	**0**	**0-1**	

2020 GAME-BY-GAME POSTSEASON STATISTICS (SEAHAWKS)

			RECEIVING					RUSHING						
DATE	OPPONENT	P/S	NO.	YDS.	AVG.	LG	TD	NO.	YDS.	AVG.	LG	TD	W/L	SCORE
01/09	Rams	S	5	96	19.2	51t	2	0	0	0.0	0	0	L	20-30
2020 TOTALS		**1-1**	**5**	**96**	**19.2**	**51T**	**2**	**0**	**0**	**0.0**	**0**	**0**	**0-1**	

2019 GAME-BY-GAME POSTSEASON STATISTICS (SEAHAWKS)

			RECEIVING					RUSHING						
DATE	OPPONENT	P/S	NO.	YDS.	AVG.	LG	TD	NO.	YDS.	AVG.	LG	TD	W/L	SCORE
01/05	at Eagles	S	7	160	22.9	53t	1	0	0	0.0	0	0	W	17-9
01/12	at Packers	S	4	59	14.8	24	0	0	0	0.0	0	0	L	23-28
2019 TOTALS		**2-2**	**11**	**219**	**19.9**	**53T**	**1**	**0**	**0**	**0.0**	**0**	**0**	**1-1**	



SCOTTY MILLER

WR

13

HEIGHT: 5-9
WEIGHT: 174
BORN: July 31, 1997
COLLEGE: Bowling Green

HOW ACQUIRED: FA '25
NFL EXPERIENCE: 7th year
BIRTHPLACE Barrington, IL

PRO CAREER

- Has played in 80 regular-season games (nine starts) over his six-year career (Tampa Bay 2019-22; Atlanta 2023; Pittsburgh 2024)
- Has caught 90 passes for 1,154 yards (12.8 avg.) and six TDs in addition to eight carries for 81 yards (10.1 avg.) and one rushing TD
- Made NFL debut in Week 3 of 2019 (vs. N.Y. Giants)
- Made NFL starting debut in Week 12 of 2019 (at Atlanta)

2024 (STEELERS)

- Played in 13 regular-season games (one start)
- Caught five passes for 69 yards (13.8 avg.), including a season-long 21-yard reception
- Registered two receptions for 31 yards (15.5 avg.) in a 20-10 victory over L.A. Chargers in Week 3
- Recorded three catches for 38 yards (12.7 avg.) in a 27-14 victory over Cleveland in Week 14

2023 (FALCONS)

- Played in all 17 regular-season games (no starts)
- Caught 11 passes for 161 yards (14.6 avg.), including a career-long 56-yard reception, and two TDs
- Registered an eight-yard TD reception in Week 8 at Tennessee
- Recorded a two-yard TD reception in Week 10 at Arizona
- His 56-yard reception came in Week 18 at New Orleans

2022 (BUCCANEERS)

- Played in 15 regular-season games (one start)
- Caught 23 passes for 185 yards (8.0 avg.)
- Rushed for eight yards on one carry (8.0 avg.)

2021 (BUCCANEERS)

- Played in nine regular-season games (no starts)
- Caught five passes for 38 yards (7.6 avg.)
- Rushed for a career-high of 43 yards and one TD on two carries (21.5 avg.)

2020 (BUCCANEERS)

- Played in 16 regular-season games (five starts)
- Caught 33 passes for 501 yards (15.2 avg.) and three TDs
- Played in four postseason games (two starts) tallying four receptions for 80 yards (20.0 avg.) and one TD en route to a Super Bowl LV Championship

2019 (BUCCANEERS)

- Played in 10 regular-season games (two starts)
- Caught 13 passes for 200 yards (15.4 avg.) and one TD

TRANSACTIONS

- Restored to the Pittsburgh practice squad on Jan. 12, 2025
- Elevated to the Steelers active/inactive roster from the practice squad on Jan. 11, 2025
- Signed with the Pittsburgh practice squad on Jan. 11, 2025
- Released by the Steelers on Jan. 9, 2025
- Signed a one-year contract with Pittsburgh on May 10, 2024
- Signed a one-year contract with Atlanta on March 28, 2023
- Signed a four-year contract with Tampa Bay on May 9, 2019
- Drafted by the Buccaneers in the sixth round (208th overall) of the 2019 NFL Draft

PERSONAL

- Attended Barrington (Ill.) H.S.
- In 2020, supported Special Olympics as part of the NFL's My Cause, My Cleats initiative
- Was a two-time all-conference, two-time all-area selection and voted team captain at Barrington H.S.
- Finished his final two seasons with 1,500 receiving yards and 28 TDs, including one via kick return, punt return and interception return
- Three-year varsity letterman in football and also lettered in track, earning six total letters
- Won the Mid-Suburban League in 2013
- Married to Jenna Miller
- Son of Scott and Kristen Miller and has three sisters, Megan, Abby, and Kelsey

COLLEGE

- Played four seasons (2015-18) at Bowling Green State University in Bowling Green, Ohio
- Appeared in 45 games (34 starts), totaling 215 receptions for 2,868 yards (13.3 avg.) and 23 TDs
- Finished his career tied for the third-most receptions in school history, while ranking third in receiving yards
- Started all 11 games as a senior in 2018, recording a career-best 1,148 receiving yards, with a team-leading nine receiving TDs, earning second-team All-MAC honors
- Named third-team All-MAC as a junior in 2017, leading the team in receptions (63) and yards (722), to go along with four receiving TDs
- As a sophomore in 2016, caught 74 passes for 968 yards and 10 TDs, earning first-team All-MAC honors
- Finished the season tied for 25th in the country in TD receptions
- Played the final 10 games of his freshman year in 2015, catching seven passes for 29 yards and returning 24 kickoffs for 457 yards

SCOTTY MILLER'S NFL REGULAR SEASON RUSHING/RECEIVING STATISTICS

				RECEIVING					RUSHING				
DATE	TEAM	GP	GS	NO.	YDS.	AVG.	LG	TD	NO.	YDS.	AVG.	LG	TD
2019	Buccaneers	10	2	13	200	15.4	48	1	2	16	8.0	18	0
2020	Buccaneers	16	5	33	501	15.2	48t	3	3	14	4.7	7	0
2021	Buccaneers	9	0	5	38	7.6	13	0	2	43	21.5	33t	1
2022	Buccaneers	15	1	23	185	8.0	23	0	1	8	8.0	8	0
2023	Falcons	17	0	11	161	14.6	56	2	0	0	0.0	0	0
2024	Steelers	13	1	5	69	13.8	21	0	0	0	0.0	0	0
2025	Steelers	6	0	1	9	9.0	9	0	0	0	0.0	0	0
NFL TOTALS		**86**	**9**	**91**	**1,163**	**12.8**	**56**	**6**	**8**	**81**	**10.1**	**33T**	**1**

SCOTTY MILLER'S NFL POSTSEASON RUSHING/RECEIVING STATISTICS

				RECEIVING					RUSHING				
DATE	TEAM	GP	GS	NO.	YDS.	AVG.	LG	TD	NO.	YDS.	AVG.	LG	TD
2020	Buccaneers	4	2	4	80	20.0	39t	1	2	5	2.5	8	0
2021	Buccaneers	2	0	5	46	9.2	19	0	1	9	9.0	9	0
2022	Buccaneers	1	0	0	0	0.0	0	0	0	0	0.0	0	0
2024	Steelers	0	0	0	0	0.0	0	0	0	0	0.0	0	0
NFL TOTALS		**7**	**2**	**9**	**126**	**14.0**	**39T**	**1**	**3**	**14**	**4.7**	**9**	**0**

SCOTTY MILLER'S NFL REGULAR SEASON RETURN STATISTICS

		KICKOFF RETURNS					PUNT RETURNS					
DATE	TEAM	RET.	YDS.	AVG.	LG	TD	NO.	FC	YDS.	AVG.	LG	TD
2019	Buccaneers	0	0	0.0	0	0	0	0	0	0.0	0	0
2020	Buccaneers	0	0	0.0	0	0	0	0	0	0.0	0	0
2021	Buccaneers	1	19	19.0	19	0	0	0	0	0.0	0	0
2022	Buccaneers	0	0	0.0	0	0	0	0	0	0.0	0	0
2023	Falcons	1	14	14.0	14	0	1	1	4	4.0	4	0
2024	Steelers	0	0	0.0	0	0	0	0	0	0.0	0	0
2025	Steelers	0	0	0.0	0	0	0	0	0	0.0	0	0
NFL TOTALS		**2**	**33**	**16.5**	**19**	**0**	**1**	**1**	**4**	**4.0**	**4**	**0**

SCOTTY MILLER'S NFL POSTSEASON RETURN STATISTICS

		KICKOFF RETURNS					PUNT RETURNS					
DATE	TEAM	RET.	YDS.	AVG.	LG	TD	NO.	FC	YDS.	AVG.	LG	TD
2020	Buccaneers	0	0	0.0	0	0	0	0	0	0.0	0	0
2021	Buccaneers	0	0	0.0	0	0	0	0	0	0.0	0	0
2022	Buccaneers	0	0	0.0	0	0	0	0	0	0.0	0	0
2024	Steelers	0	0	0.0	0	0	0	0	0	0.0	0	0
NFL TOTALS		**0**	**0**	**0.0**	**0**	**0**	**0**	**0**	**0**	**0.0**	**0**	**0**

SINGLE-GAME HIGHS: RUSHING/RECEIVING

Rush Attempts 2 vs. Carolina Panthers, Jan 09, 2022
1 at New Orleans Saints, Sep 18, 2022
...5 more at 1.

Rushing Yards 43 vs. Carolina Panthers, Jan 09, 2022
18 at New Orleans Saints, Oct 06, 2019

Longest Runs 33t vs. Carolina Panthers, Jan 09, 2022
18 at New Orleans Saints, Oct 06, 2019

Rushing TDs 1 vs. Carolina Panthers, Jan 09, 2022

Receptions 7 vs. Los Angeles Rams, Nov 06, 2022
6 at Las Vegas Raiders, Oct 25, 2020

Receiving Yards 109 at Las Vegas Raiders, Oct 25, 2020
83 vs. Los Angeles Chargers, Oct 04, 2020
...1 more at 83.

Receiving Average 27.7 at Denver Broncos, Sep 27, 2020
18.2 at Las Vegas Raiders, Oct 25, 2020

Longest Receptions 56 at New Orleans Saints, Jan 07, 2024
48t vs. Minnesota Vikings, Dec 13, 2020
...1 more at 48.

Receiving TDs 1 at Arizona Cardinals, Nov 12, 2023
1 at Tennessee Titans, Oct 29, 2023
...4 more at 1.

All-Purpose Yards 109 at Las Vegas Raiders, Oct 25, 2020
83 vs. Los Angeles Chargers, Oct 04, 2020
...1 more at 83.

Kickoff Returns 1 at Carolina Panthers, Dec 17, 2023
1 vs. Atlanta Falcons, Sep 19, 2021

Kickoff Return Yards 19 vs. Atlanta Falcons, Sep 19, 2021
14 at Carolina Panthers, Dec 17, 2023

Longest Kickoff Return 19 vs. Atlanta Falcons, Sep 19, 2021
14 at Carolina Panthers, Dec 17, 2023

Fair Catches 1 at Arizona Cardinals, Nov 12, 2023

Punt Return Yards 4 vs. Carolina Panthers, Sep 10, 2023

Longest Punt Return 4 vs. Carolina Panthers, Sep 10, 2023

Punt Returns 1 vs. Carolina Panthers, Sep 10, 2023

Special Teams Tackles 1 vs. Carolina Panthers, Sep 10, 2023
1 at Pittsburgh Steelers, Oct 16, 2022

Most TDs 1 at Arizona Cardinals, Nov 12, 2023
1 at Tennessee Titans, Oct 29, 2023
...5 more at 1.

Miscellaneous Tackles 1 vs. New Orleans Saints, Dec 19, 2021
1 at Indianapolis Colts, Nov 28, 2021
...1 more at 1.

Scrimmage Yards 109 at Las Vegas Raiders, Oct 25, 2020
83 vs. Los Angeles Chargers, Oct 04, 2020
...1 more at 83.

SINGLE-GAME HIGHS - POSTSEASON: RUSHING/RECEIVING

Rush Attempts 1 vs. Philadelphia Eagles, Jan 16, 2022
1 vs. Kansas City Chiefs, Feb 07, 2021
1 at Washington Football Team, Jan 09, 2021

Rushing Yards 9 vs. Philadelphia Eagles, Jan 16, 2022
8 at Washington Football Team, Jan 09, 2021

Longest Runs 9 vs. Philadelphia Eagles, Jan 16, 2022
8 at Washington Football Team, Jan 09, 2021

Receptions 4 vs. Los Angeles Rams, Jan 23, 2022
2 at Green Bay Packers, Jan 24, 2021
1 vs. Philadelphia Eagles, Jan 16, 2022
1 at New Orleans Saints, Jan 17, 2021
1 at Washington Football Team, Jan 09, 2021

Receiving Yards 38 vs. Los Angeles Rams, Jan 23, 2022
36 at Green Bay Packers, Jan 24, 2021
29 at New Orleans Saints, Jan 17, 2021
15 at Washington Football Team, Jan 09, 2021
8 vs. Philadelphia Eagles, Jan 16, 2022

Receiving Average 9.5 vs. Los Angeles Rams, Jan 23, 2022

Longest Receptions 39t at Green Bay Packers, Jan 24, 2021
29 at New Orleans Saints, Jan 17, 2021
19 vs. Los Angeles Rams, Jan 23, 2022
16 vs. Los Angeles Rams, Jan 23, 2022
15 at Washington Football Team, Jan 09, 2021

Receiving TDs 1 at Green Bay Packers, Jan 24, 2021

All-Purpose Yards 38 vs. Los Angeles Rams, Jan 23, 2022
36 at Green Bay Packers, Jan 24, 2021
29 at New Orleans Saints, Jan 17, 2021
23 at Washington Football Team, Jan 09, 2021
17 vs. Philadelphia Eagles, Jan 16, 2022

Most TDs 1 at Green Bay Packers, Jan 24, 2021

Scrimmage Yards 38 vs. Los Angeles Rams, Jan 23, 2022
36 at Green Bay Packers, Jan 24, 2021
29 at New Orleans Saints, Jan 17, 2021
23 at Washington Football Team, Jan 09, 2021
17 vs. Philadelphia Eagles, Jan 16, 2022

100-YARD RECEIVING GAMES (1): REGULAR SEASON

DATE	TEAM	NO.	YDS.	AVG.	LG	TD
10/25/20	at Raiders	6	109	18.2	35	1

2025 GAME-BY-GAME REGULAR-SEASON STATISTICS (STEELERS)

			RECEIVING					RUSHING						
DATE	OPPONENT	P/S	NO.	YDS.	AVG.	LG	TD	NO.	YDS.	AVG.	LG	TD	W/L	SCORE
09/07	at Jets	P	0	0	0.0	0	0	0	0	0.0	0	0	W	34-32
09/14	Seahawks	P	0	0	0.0	0	0	0	0	0.0	0	0	L	17-31
09/21	at Patriots	P	0	0	0.0	0	0	0	0	0.0	0	0	W	21-14
09/28	Vikings	P	0	0	0.0	0	0	0	0	0.0	0	0	W	24-21
10/12	Browns	P	0	0	0.0	0	0	0	0	0.0	0	0	W	23-9
10/16	at Bengals	P	1	9	9.0	9	0	0	0	0.0	0	0	L	31-33
10/26	Packers						ON INACTIVE LIST						L	25-35
11/02	Colts						ON INACTIVE LIST						W	27-20
2025 TOTALS		**6-0**	**1**	**9**	**9.0**	**9**	**0**	**0**	**0**	**0.0**	**0**	**0**	**5-3**	

2024 GAME-BY-GAME REGULAR-SEASON STATISTICS (STEELERS)

			RECEIVING					RUSHING						
DATE	OPPONENT	P/S	NO.	YDS.	AVG.	LG	TD	NO.	YDS.	AVG.	LG	TD	W/L	SCORE
09/08	at Falcons	P	0	0	0.0	0	0	0	0	0.0	0	0	W	18-10
09/15	at Broncos	P	0	0	0.0	0	0	0	0	0.0	0	0	W	13-6
09/22	Chargers	P	2	31	15.5	20	0	0	0	0.0	0	0	W	20-10
09/29	at Colts	P	0	0	0.0	0	0	0	0	0.0	0	0	L	24-27
10/06	Cowboys	P	0	0	0.0	0	0	0	0	0.0	0	0	L	17-20
10/13	at Raiders	P	0	0	0.0	0	0	0	0	0.0	0	0	W	32-13
10/20	Jets	P	0	0	0.0	0	0	0	0	0.0	0	0	W	37-15
10/28	Giants	P	0	0	0.0	0	0	0	0	0.0	0	0	W	26-18
11/10	at Commanders						ON INACTIVE LIST						W	28-27
11/17	Ravens	P	0	0	0.0	0	0	0	0	0.0	0	0	W	18-16
11/21	at Browns						INACTIVE						L	19-24
12/01	at Bengals						ON INACTIVE LIST						W	44-38
12/08	Browns	P	3	38	12.7	21	0	0	0	0.0	0	0	W	27-14
12/15	at Eagles	P	0	0	0.0	0	0	0	0	0.0	0	0	L	13-27
12/21	at Ravens	S	0	0	0.0	0	0	0	0	0.0	0	0	L	17-34
12/25	Chiefs	P	0	0	0.0	0	0	0	0	0.0	0	0	L	10-29
01/04	Bengals						ON INACTIVE LIST						L	17-19
2024 TOTALS		**13-1**	**5**	**69**	**13.8**	**21**	**0**	**0**	**0**	**0.0**	**0**	**0**	**10-7**	

2023 GAME-BY-GAME REGULAR-SEASON STATISTICS (FALCONS)

			RECEIVING					RUSHING						
DATE	OPPONENT	P/S	NO.	YDS.	AVG.	LG	TD	NO.	YDS.	AVG.	LG	TD	W/L	SCORE
09/10	Panthers	P	0	0	0.0	0	0	0	0	0.0	0	0	W	24-10
09/17	Packers	P	0	0	0.0	0	0	0	0	0.0	0	0	W	25-24
09/24	at Lions	P	0	0	0.0	0	0	0	0	0.0	0	0	L	6-20
10/01	at Jaguars	P	0	0	0.0	0	0	0	0	0.0	0	0	L	7-23
10/08	Texans	P	2	10	5.0	7	0	0	0	0.0	0	0	W	21-19
10/15	Commanders	P	1	4	4.0	4	0	0	0	0.0	0	0	L	16-24
10/22	at Buccaneers	P	1	46	46.0	46	0	0	0	0.0	0	0	W	16-13
10/29	at Titans	P	2	14	7.0	8t	1	0	0	0.0	0	0	L	23-28
11/05	Vikings	P	0	0	0.0	0	0	0	0	0.0	0	0	L	28-31
11/12	at Cardinals	P	1	2	2.0	2t	1	0	0	0.0	0	0	L	23-25
11/26	Saints	P	1	4	4.0	4	0	0	0	0.0	0	0	W	24-15
12/03	at Jets	P	0	0	0.0	0	0	0	0	0.0	0	0	W	13-8
12/10	Buccaneers	P	0	0	0.0	0	0	0	0	0.0	0	0	L	25-29
12/17	at Panthers	P	0	0	0.0	0	0	0	0	0.0	0	0	L	7-9
12/24	Colts	P	1	15	15.0	15	0	0	0	0.0	0	0	W	29-10
12/31	at Bears	P	0	0	0.0	0	0	0	0	0.0	0	0	L	17-37
01/07	at Saints	P	2	66	33.0	56	0	0	0	0.0	0	0	L	17-48
2023 TOTALS		**17-0**	**11**	**161**	**14.6**	**56**	**2**	**0**	**0**	**0.0**	**0**	**0**	**7-10**	

2022 GAME-BY-GAME REGULAR-SEASON STATISTICS (BUCCANEERS)

			RECEIVING					RUSHING						
DATE	OPPONENT	P/S	NO.	YDS.	AVG.	LG	TD	NO.	YDS.	AVG.	LG	TD	W/L	SCORE
09/11	at Cowboys						ON INACTIVE LIST						W	19-3
09/18	at Saints	P	3	34	11.3	23	0	1	8	8.0	8	0	W	20-10
09/25	Packers	S	1	4	4.0	4	0	0	0	0.0	0	0	L	12-14
10/02	Chiefs						ON INACTIVE LIST						L	31-41
10/09	Falcons	P	4	35	8.8	12	0	0	0	0.0	0	0	W	21-15
10/16	at Steelers	P	0	0	0.0	0	0	0	0	0.0	0	0	L	18-20
10/23	at Panthers	P	2	6	3.0	4	0	0	0	0.0	0	0	L	3-21
10/27	Ravens	P	2	13	6.5	7	0	0	0	0.0	0	0	L	22-27
11/06	Rams	P	7	53	7.6	14	0	0	0	0.0	0	0	W	16-13
11/13	Seahawks	P	2	25	12.5	22	0	0	0	0.0	0	0	W	21-16
11/27	at Browns	P	0	0	0.0	0	0	0	0	0.0	0	0	L	17-23+
12/05	Saints	P	1	7	7.0	7	0	0	0	0.0	0	0	W	17-16
12/11	at 49ers	P	0	0	0.0	0	0	0	0	0.0	0	0	L	7-35
12/18	Bengals	P	0	0	0.0	0	0	0	0	0.0	0	0	L	23-34
12/25	at Cardinals	P	0	0	0.0	0	0	0	0	0.0	0	0	W	19-16+
01/01	Panthers	P	0	0	0.0	0	0	0	0	0.0	0	0	W	30-24
01/08	at Falcons	P	1	8	8.0	8	0	0	0	0.0	0	0	L	17-30
2022 TOTALS		**15-1**	**23**	**185**	**8.0**	**23**	**0**	**1**	**8**	**8.0**	**8**	**0**	**8-9**	

+ - Overtime

2021 GAME-BY-GAME REGULAR-SEASON STATISTICS (BUCCANEERS)

			RECEIVING					RUSHING						
DATE	OPPONENT	P/S	NO.	YDS.	AVG.	LG	TD	NO.	YDS.	AVG.	LG	TD	W/L	SCORE
09/09	Cowboys	P	0	0	0.0	0	0	0	0	0.0	0	0	W	31-29
09/19	Falcons	P	0	0	0.0	0	0	0	0	0.0	0	0	W	48-25
09/26	at Rams	P	2	11	5.5	8	0	0	0	0.0	0	0	L	24-34
10/03	at Patriots						DID NOT PLAY						W	19-17
10/10	Dolphins						DID NOT PLAY						W	45-17
10/14	at Eagles						DID NOT PLAY						W	28-22
10/24	Bears						DID NOT PLAY						W	38-3
10/31	at Saints						DID NOT PLAY						L	27-36
11/14	at Football Team						DID NOT PLAY						L	19-29
11/22	Giants						DID NOT PLAY						W	30-10
11/28	at Colts	P	0	0	0.0	0	0	0	0	0.0	0	0	W	38-31
12/05	at Falcons	P	0	0	0.0	0	0	0	0	0.0	0	0	W	30-17
12/12	Bills						ON INACTIVE LIST						W	33-27+
12/19	Saints	P	2	18	9.0	13	0	0	0	0.0	0	0	L	0-9
12/26	at Panthers	P	0	0	0.0	0	0	0	0	0.0	0	0	W	32-6
01/02	at Jets	P	0	0	0.0	0	0	0	0	0.0	0	0	W	28-24
01/09	Panthers	P	1	9	9.0	9	0	2	43	21.5	33t	1	W	41-17
2021 TOTALS		**9-0**	**5**	**38**	**7.6**	**13**	**0**	**2**	**43**	**21.5**	**33T**	**1**	**13-4**	

+ - Overtime

2020 GAME-BY-GAME REGULAR-SEASON STATISTICS (BUCCANEERS)

			RECEIVING					RUSHING						
DATE	OPPONENT	P/S	NO.	YDS.	AVG.	LG	TD	NO.	YDS.	AVG.	LG	TD	W/L	SCORE
09/13	at Saints						INJURED RESERVE						L	23-34
09/20	Panthers	S	2	11	5.5	6	0	1	1	1.0	1	0	W	31-17
09/27	at Broncos	P	3	83	27.7	47	0	0	0	0.0	0	0	W	28-10
10/04	Chargers	S	5	83	16.6	44	1	0	0	0.0	0	0	W	38-31
10/08	at Bears	S	0	0	0.0	0	0	0	0	0.0	0	0	L	19-20
10/18	Packers	P	1	6	6.0	6	0	0	0	0.0	0	0	W	38-10
10/25	at Raiders	P	6	109	18.2	35	1	0	0	0.0	0	0	W	45-20
11/02	at Giants	S	3	35	11.7	19	0	1	7	7.0	7	0	W	25-23
11/08	Saints	P	1	10	10.0	10	0	0	0	0.0	0	0	L	3-38
11/15	at Panthers	P	1	4	4.0	4	0	0	0	0.0	0	0	W	46-23
11/23	Rams	P	0	0	0.0	0	0	0	0	0.0	0	0	L	24-27
11/29	Chiefs	P	0	0	0.0	0	0	0	0	0.0	0	0	L	24-27
12/13	Vikings	P	1	48	48.0	48t	1	0	0	0.0	0	0	W	26-14
12/20	at Falcons	P	3	20	6.7	14	0	0	0	0.0	0	0	W	31-27
12/26	at Lions	P	1	7	7.0	7	0	0	0	0.0	0	0	W	47-7
01/03	Falcons	P	1	12	12.0	12	0	0	0	0.0	0	0	W	44-27
2020 TOTALS		**15-4**	**28**	**428**	**15.3**	**48T**	**3**	**2**	**8**	**4.0**	**7**	**0**	**11-5**	

2019 GAME-BY-GAME REGULAR-SEASON STATISTICS (BUCCANEERS)

			RECEIVING					RUSHING						
DATE	OPPONENT	P/S	NO.	YDS.	AVG.	LG	TD	NO.	YDS.	AVG.	LG	TD	W/L	SCORE
09/08	49ers						ON INACTIVE LIST						L	17-31
09/12	at Panthers						INACTIVE						W	20-14
09/22	Giants	P	0	0	0.0	0	0	0	0	0.0	0	0	L	31-32
09/29	at Rams	P	0	0	0.0	0	0	0	0	0.0	0	0	W	55-40
10/06	at Saints	P	0	0	0.0	0	0	1	18	18.0	18	0	L	24-31
10/13	Panthers	P	3	39	13.0	19	0	0	0	0.0	0	0	L	26-37
10/27	at Titans	P	0	0	0.0	0	0	0	0	0.0	0	0	L	23-27
11/03	at Seahawks	P	0	0	0.0	0	0	0	0	0.0	0	0	L	34-40+
11/10	Cardinals	P	2	33	16.5	28	0	0	0	0.0	0	0	W	30-27
11/17	Saints	P	4	71	17.8	48	0	0	0	0.0	0	0	L	17-34
11/24	at Falcons	S	1	8	8.0	8	0	1	-2	-2.0	-2	0	W	35-22
12/01	at Jaguars						INACTIVE						W	28-11
12/08	Colts						INACTIVE						W	38-35
12/15	at Lions	S	3	49	16.3	33t	1	0	0	0.0	0	0	W	38-17
12/21	Texans						INJURED RESERVE						L	20-23
12/29	Falcons						INJURED RESERVE						L	22-28+
2019 TOTALS		**10-2**	**13**	**200**	**15.4**	**48**	**1**	**2**	**16**	**8.0**	**18**	**0**	**7-9**	

+ - Overtime

2024 GAME-BY-GAME POSTSEASON STATISTICS (STEELERS)

			RECEIVING					RUSHING						
DATE	OPPONENT	P/S	NO.	YDS.	AVG.	LG	TD	NO.	YDS.	AVG.	LG	TD	W/L	SCORE
01/11	at Ravens						INACTIVE						L	14-28
2024 TOTALS		**0-0**	**0**	**0**	**0.0**	**0**	**0**	**0**	**0**	**0.0**	**0**	**0**	**0-1**	

2022 GAME-BY-GAME POSTSEASON STATISTICS (BUCCANEERS)

			RECEIVING					RUSHING						
DATE	OPPONENT	P/S	NO.	YDS.	AVG.	LG	TD	NO.	YDS.	AVG.	LG	TD	W/L	SCORE
01/16	Cowboys	P	0	0	0.0	0	0	0	0	0.0	0	0	L	14-31
2022 TOTALS		**1-0**	**0**	**0**	**0.0**	**0**	**0**	**0**	**0**	**0.0**	**0**	**0**	**0-1**	

2021 GAME-BY-GAME POSTSEASON STATISTICS (BUCCANEERS)

			RECEIVING					RUSHING						
DATE	OPPONENT	P/S	NO.	YDS.	AVG.	LG	TD	NO.	YDS.	AVG.	LG	TD	W/L	SCORE
01/16	Eagles	P	1	8	8.0	8	0	1	9	9.0	9	0	W	31-15
01/23	Rams	P	4	38	9.5	19	0	0	0	0.0	0	0	L	27-30
2021 TOTALS		**2-0**	**5**	**46**	**9.2**	**19**	**0**	**1**	**9**	**9.0**	**9**	**0**	**1-1**	

2020 GAME-BY-GAME POSTSEASON STATISTICS (BUCCANEERS)

			RECEIVING					RUSHING						
DATE	OPPONENT	P/S	NO.	YDS.	AVG.	LG	TD	NO.	YDS.	AVG.	LG	TD	W/L	SCORE
01/09	at Football Team	P	1	15	15.0	15	0	1	8	8.0	8	0	W	31-23
01/17	at Saints	P	1	29	29.0	29	0	0	0	0.0	0	0	W	30-20
01/24	at Packers	S	2	36	18.0	39t	1	0	0	0.0	0	0	W	31-26
02/07	Chiefs	S	0	0	0.0	0	0	1	-3	-3.0	-3	0	W	31-9
2020 TOTALS		**4-2**	**4**	**80**	**20.0**	**39T**	**1**	**2**	**5**	**2.5**	**8**	**0**	**4-0**	

ESEZI OTOMEWO

DT

93

HEIGHT: 6-5
WEIGHT: 282
BORN: March 9, 1999
COLLEGE: Minnesota

HOW ACQUIRED: FA '25
NFL EXPERIENCE: 3rd year
BIRTHPLACE Indianapolis, IN

PRO CAREER

- Has played in nine regular-season games (two starts) in two seasons with the Vikings (2022) and Jaguars (2024).
- Has recorded nine tackles (three solo), 0.5 sacks, two quarterback hits, one tackle for loss and one fumble recovery.

2024 (JAGUARS)

- Saw action in four games (two starts) and registered four tackles, two quarterback hits and 0.5 sack
- Started at defensive tackle and posted two tackles, one quarterback hit and 0.5 sack on 10/13 at Chicago
- Started at defensive tackle and recorded one quarterback hit on 10/6 vs. Indianapolis
- Saw action at defensive tackle and recorded two tackles on 9/15 vs. Cleveland

2022 (VIKINGS)

- Appeared in five games and recorded five tackles

TRANSACTIONS

- Signed a one-year contract with Pittsburgh on March 19, 2025
- Signed to Jacksonville's practice squad on 8/31/23
- Originally drafted by Minnesota in the fifth round (165th overall) of the 2022 draft

PERSONAL

- Attended Red Lion Christian High School in Bear, Del.
- Played high school football with Bengals RB Chris Evans
- Has three sisters, one full and two half sisters
- Business and marketing major

COLLEGE

- Played three seasons at the University of Minnesota (2018-21)
- Started all 13 games in 2021, tallying 30 tackles, 4.5 tackles for loss, 3.0 sacks and one safety
- Played in seven games in 2020, totaling 15 tackles and one sack at Illinois
- Appeared in all 13 games in 2019, making 22 tackles, 5.0 tackles for loss and 2.5 sacks

ESEZI OTOMEWO'S NFL REGULAR SEASON DEFENSIVE STATISTICS

				TACKLES								INTERCEPTIONS					O. FUMB				ST					MISC	
DATE	TEAM	GP	GS	TK	S	A	TFL	YDS	SK	YDS	QBH	NO	YDS	LG	TD	PD	FF	FR	TD	YDS	TK	S	A	FF	FR	S	A
2022	Vikings	5	0	5	3	2	1	1	0.0	0.0	0	0	0	0	0	0	0	0	0	0	0	0	0	0	0	0	0
2023	Jaguars	0	0	0	0	0	0	0	0.0	0.0	0	0	0	0	0	0	0	0	0	0	0	0	0	0	0	0	0
2024	Jaguars	4	2	4	0	4	0	0	0.5	2.0	2	0	0	0	0	0	0	0	0	0	0	0	0	0	1	0	0
2025	Steelers	3	0	1	0	1	0	0	0.0	0.0	0	0	0	0	0	0	0	0	0	0	0	0	0	0	0	0	0
NFL TOTALS		12	2	10	3	7	1	1	0.5	2.0	2	0	0	0	0	0	0	0	0	0	0	0	0	0	1	0	0

ESEZI OTOMEWO'S NFL POSTSEASON DEFENSIVE STATISTICS

				TACKLES								INTERCEPTIONS					O. FUMB				ST					MISC	
DATE	TEAM	GP	GS	TK	S	A	TFL	YDS	SK	YDS	QBH	NO	YDS	LG	TD	PD	FF	FR	TD	YDS	TK	S	A	FF	FR	S	A
2022	Vikings	0	0	0	0	0	0	0	0.0	0.0	0	0	0	0	0	0	0	0	0	0	0	0	0	0	0	0	0
NFL TOTALS		0	0	0	0	0	0	0	0.0	0.0	0	0	0	0	0	0	0	0	0	0	0	0	0	0	0	0	0

SINGLE-GAME HIGHS: DEFENSIVE

Total Tackles 2 at Chicago Bears, Oct 13, 2024
2 vs. Cleveland Browns, Sep 15, 2024

Solo Tackles 1 at Chicago Bears, Jan 08, 2023
1 vs. New York Giants, Dec 24, 2022
...1 more at 1.

Special Teams Fumble Recoveries 1 at Chicago Bears, Oct 13, 2024

2025 GAME-BY-GAME REGULAR-SEASON STATISTICS (STEELERS)

			TACKLES								INTERCEPTIONS					O. FUMB				ST					MISC			
DATE	OPPONENT	P/S	TK	S	A	SK	YDS	TFL	YDS	QBH	NO	YDS	LG	TD	PD	FF	FR	TD	YDS	TK	S	A	FF	FR	S	A	W/L	SCORE
09/07	at Jets											ON INACTIVE LIST															W	34-32
09/14	Seahawks											ON INACTIVE LIST															L	17-31
09/21	at Patriots											ON INACTIVE LIST															W	21-14
09/28	Vikings											ON INACTIVE LIST															W	24-21
10/12	Browns	P	0	0	0	0.0	0.0	0	0	0	0	0	0	0	0	0	0	0	0	0	0	0	0	0	0	0	W	23-9
10/16	at Bengals											DID NOT PLAY (NON-INJURY)															L	31-33
10/26	Packers	P	1	0	1	0.0	0.0	0	0	0	0	0	0	0	0	0	0	0	0	0	0	0	0	0	0	0	L	25-35
11/02	Colts	P	0	0	0	0.0	0.0	0	0	0	0	0	0	0	0	0	0	0	0	0	0	0	0	0	0	0	W	27-20
2025 TOTALS		**3-0**	**1**	**0**	**1**	**0.0**	**0.0**	**0**	**0**	**0**	**0**	**0**	**0**	**0**	**0**	**0**	**0**	**0**	**0**	**0**	**0**	**0**	**0**	**0**	**0**	**0**	**5-3**	

2024 GAME-BY-GAME REGULAR-SEASON STATISTICS (JAGUARS)

			TACKLES								INTERCEPTIONS					O. FUMB				ST					MISC			
DATE	OPPONENT	P/S	TK	S	A	SK	YDS	TFL	YDS	QBH	NO	YDS	LG	TD	PD	FF	FR	TD	YDS	TK	S	A	FF	FR	S	A	W/L/T	SCORE
09/08	at Dolphins											ON INACTIVE LIST															L	17-20
09/15	Browns	P	2	0	2	0.0	0.0	0	0	0	0	0	0	0	0	0	0	0	0	0	0	0	0	0	0	0	L	13-18
09/23	at Bills											ON INACTIVE LIST															L	10-47
09/29	at Texans	P	0	0	0	0.0	0.0	0	0	0	0	0	0	0	0	0	0	0	0	0	0	0	0	0	0	0	L	20-24
10/06	Colts	S	0	0	0	0.0	0.0	0	0	1	0	0	0	0	0	0	0	0	0	0	0	0	0	0	0	0	W	37-34
10/13	at Bears	S	2	0	2	0.5	2.0	0	0	1	0	0	0	0	0	0	0	0	0	0	0	0	0	1	0	0	L	16-35
10/20	Patriots											ON INACTIVE LIST															W	32-16
10/27	Packers											ON INACTIVE LIST															L	27-30
11/03	at Eagles											ON INACTIVE LIST															L	23-28
11/10	Vikings											ON INACTIVE LIST															L	7-12
11/17	at Lions											ON INACTIVE LIST															L	6-52
12/01	Texans											ON INACTIVE LIST															L	20-23
12/08	at Titans											ON INACTIVE LIST															W	10-6
12/15	Jets											INACTIVE															L	25-32
12/22	at Raiders											INACTIVE															L	14-19
12/29	Titans											INACTIVE															W	20-13
01/05	at Colts											ON INACTIVE LIST															L	23-26+
2024 TOTALS		**4-2**	**4**	**0**	**4**	**0.5**	**2.0**	**0**	**0**	**2**	**0**	**0**	**0**	**0**	**0**	**0**	**0**	**0**	**0**	**0**	**0**	**0**	**0**	**1**	**0**	**0**	**4-13**	

+ - Overtime

2023 GAME-BY-GAME REGULAR-SEASON STATISTICS (JAGUARS)

			TACKLES								INTERCEPTIONS					O. FUMB				ST					MISC			
DATE	OPPONENT	P/S	TK	S	A	SK	YDS	TFL	YDS	QBH	NO	YDS	LG	TD	PD	FF	FR	TD	YDS	TK	S	A	FF	FR	S	A	W/L	SCORE
09/10	at Colts											PRACTICE SQUAD															W	31-21
09/17	Chiefs											PRACTICE SQUAD															L	9-17
09/24	Texans											PRACTICE SQUAD															L	17-37
10/01	Falcons											PRACTICE SQUAD															W	23-7
10/08	at Bills											PRACTICE SQUAD															W	25-20
10/15	Colts											PRACTICE SQUAD															W	37-20
10/19	at Saints											PRACTICE SQUAD															W	31-24
10/29	at Steelers											PRACTICE SQUAD															W	20-10
11/12	49ers											PRACTICE SQUAD															L	3-34
11/19	Titans											PRACTICE SQUAD															W	34-14
11/26	at Texans											PRACTICE SQUAD															W	24-21
12/04	Bengals											PRACTICE SQUAD															L	31-34+
12/10	at Browns											PRACTICE SQUAD															L	27-31
12/17	Ravens											PRACTICE SQUAD															L	7-23
12/24	at Buccaneers											PRACTICE SQUAD															L	12-30
12/31	Panthers											PRACTICE SQUAD															W	26-0
01/07	at Titans											PRACTICE SQUAD															L	20-28
2023 TOTALS			**0**	**0**	**0**	**0.0**	**0.0**	**0**	**0**	**0**	**0**	**0**	**0**	**0**	**0**	**0**	**0**	**0**	**0**	**0**	**0**	**0**	**0**	**0**	**0**	**0**	**9-8**	

+ - Overtime

2022 GAME-BY-GAME REGULAR-SEASON STATISTICS (VIKINGS)

			TACKLES								INTERCEPTIONS					O. FUMB				ST					MISC			
DATE	OPPONENT	P/S	TK	S	A	SK	YDS	TFL	YDS	QBH	NO	YDS	LG	TD	PD	FF	FR	TD	YDS	TK	S	A	FF	FR	S	A	W/L	SCORE
09/11	Packers											ON INACTIVE LIST															W	23-7
09/19	at Eagles											ON INACTIVE LIST															L	7-24
09/25	Lions											ON INACTIVE LIST															W	28-24
10/02	at Saints											ON INACTIVE LIST															W	28-25
10/09	Bears											ON INACTIVE LIST															W	29-22
10/16	at Dolphins											ON INACTIVE LIST															W	24-16
10/30	Cardinals											ON INACTIVE LIST															W	34-26
11/06	at Commanders											ON INACTIVE LIST															W	20-17
11/13	at Bills											ON INACTIVE LIST															W	33-30+
11/20	Cowboys											ON INACTIVE LIST															L	3-40
11/24	Patriots											INACTIVE															W	33-26
12/04	Jets											ON INACTIVE LIST															W	27-22
12/11	at Lions	P	1	1	0	0.0	0.0	0	0	0	0	0	0	0	0	0	0	0	0	0	0	0	0	0	0	0	L	23-34
12/17	Colts	P	1	0	1	0.0	0.0	0	0	0	0	0	0	0	0	0	0	0	0	0	0	0	0	0	0	0	W	39-36+
12/24	Giants	P	1	1	0	0.0	0.0	0	0	0	0	0	0	0	0	0	0	0	0	0	0	0	0	0	0	0	W	27-24
01/01	at Packers	P	1	0	1	0.0	0.0	0	0	0	0	0	0	0	0	0	0	0	0	0	0	0	0	0	0	0	L	17-41
01/08	at Bears	P	1	1	0	0.0	0.0	1	1	0	0	0	0	0	0	0	0	0	0	0	0	0	0	0	0	0	W	29-13
2022 TOTALS		**5-0**	**5**	**3**	**2**	**0.0**	**0.0**	**1**	**1**	**0**	**0**	**0**	**0**	**0**	**0**	**0**	**0**	**0**	**0**	**0**	**0**	**0**	**0**	**0**	**0**	**0**	**13-4**	

+ - Overtime

2022 GAME-BY-GAME POSTSEASON STATISTICS (VIKINGS)

			TACKLES								INTERCEPTIONS					O. FUMB				ST					MISC			
DATE	OPPONENT	P/S	TK	S	A	SK	YDS	TFL	YDS	QBH	NO	YDS	LG	TD	PD	FF	FR	TD	YDS	TK	S	A	FF	FR	S	A	W/L	SCORE
01/15	Giants											INACTIVE															L	24-31
2022 TOTALS			**0**	**0**	**0**	**0.0**	**0.0**	**0**	**0**	**0**	**0**	**0**	**0**	**0**	**0**	**0**	**0**	**0**	**0**	**0**	**0**	**0**	**0**	**0**	**0**	**0**	**0-1**	

ANDRUS PEAT

G

71

HEIGHT: 6-7
WEIGHT: 316
BORN: November 4, 1993
COLLEGE: Stanford

HOW ACQUIRED: FA '25
NFL EXPERIENCE: 11th year
BIRTHPLACE Tempe, AZ

PRO CAREER

- Has played in 111 regular-season games (102 starts) in his 10-year NFL career with New Orleans (2015-23) and Las Vegas (2024)
- Three-time Pro Bowl selection (2018, 2019, 2020)
- Made NFL debut in Week 1 of 2015 (at Arizona)
- Made NFL starting debut in Week 2 of 2015 (vs. Tampa Bay)

2024 (RAIDERS)

- Played in 15 regular-season games (one start)

2023 (SAINTS)

- Played in 16 regular-season games (12 starts), starting one game at left guard and 11 games at left tackle
- Part of an offensive line that paved the way for 337.2 yards of offense/game, the 14th-most in the NFL
- Helped block for 234.7 passing yards/game in 2023, the 11th-most in the NFL
- Made his first start at left tackle (vs. Jacksonville) for first time since 2018
- Made his 100th career start at L.A. Rams, playing at left tackle and on special teams

2022 (SAINTS)

- Played in 11 regular-season games (11 starts) at left guard
- Part of an offensive line that paved the way for a season-high 235 rushing yards vs. Seattle
- Started at left guard and helped pave the way for 228 rushing yards vs. Cincinnati, the Saints second-consecutive game with over 200 rushing yards

2021 (SAINTS)

- Played in six regular-season games (six starts) at left guard before missing the remainder of the season with a pectoral injury

2020 (SAINTS)

- Played in 13 regular-season games (13 starts) and two postseason starts at left guard, earning his third consecutive Pro Bowl selection
- Helped block for an offense that scored 30.1 points/game, the fifth-most in the NFL
- Part of an offensive line that paved the way for 141.6 rushing yards/game, the sixth-most in the NFL

2019 (SAINTS)

- Played in 10 regular-season games (10 starts) and one postseason start at left guard, en route to his second consecutive Pro Bowl selection

2018 (SAINTS)

- Played in 13 regular-season games (13 starts) and two postseason starts, seeing action at both left guard and left tackle, earning his first career Pro Bowl selection
- Helped pave the way for the NFL's third-ranked scoring offense
- Part of an offensive line that allowed only 20.0 sacks, the second-fewest in the NFL

2017 (SAINTS)

- Played in 15 regular-season games (14 starts), starting in four games at left tackle and 10 games at left guard
- Part of an offensive line that only allowed 10.0 sacks, the second-fewest in the NFL
- Helped pave the way for an offensive attack that averaged 391.2 yards/game, the second-most in the NFL

2016 (SAINTS)

- Played in 15 regular-season games (15 starts), starting in eight games at left guard and seven games at left tackle
- Part of an offensive line that allowed just 27 sacks, the sixth-fewest in the NFL
- Helped the Saints offense record 426 yards/game, the highest mark in the league

2015 (SAINTS)

- Played in 12 regular-season games (eight starts) as a rookie, seeing action at multiple positions on the offensive line, including left guard, left tackle and right tackle
- Part of an offensive line that allowed just 32.0 sacks, tied for the eighth-fewest in the NFL
- Helped the Saints offense average 403.8 yards/game, the second-most in the NFL

TRANSACTIONS

- Signed one-year contract Pittsburgh on Aug. 7, 2025
- Signed one-year contract Las Vegas on May 13, 2024
- Signed five-year contract with New Orleans on March 20, 2020
- Saints exercised fifth-year option on April 12, 2018
- Signed a four-year contract with New Orleans on May 21, 2015
- Drafted by the Saints in the first round (13th overall) of the 2015 NFL Draft

PERSONAL

- Attended Corona del Sol H.S. (Tempe, Ariz.), where he was a USA Today, Parade, SuperPrep and PrepStar All-American
- Named nation's top recruit by The Sporting News
- Selected to play in Under Armour All-American and U.S. Army All-American All-Star games
- Also lettered in basketball and led school to Division 1 State Championship as a senior
- Father, Todd, played six seasons for the St. Louis/Phoenix Cardinals (1987-89) and L.A. Raiders (1990, 1992-1993)
- Older brother, Todd, played football at Nebraska

COLLEGE

- Played three seasons at Stanford (2012-14), appearing in 40 career games (27 starts) at left tackle
- As a junior, started all 13 games, anchoring the left side of an offensive line ranked 18th nationally in fewest tackles for loss allowed/game (4.62) and 42nd in fewest sacks allowed/game (1.77)
- Named a first-team All-American by ESPN.com, The Sporting News and SI.com, second-team All-American by the Associated Press, Walter Camp and CBS Sports, an All-Pac-12 first-team selection and an Outland Trophy semifinalist
- Was one of two Morris Trophy winners, given annually to the most outstanding offensive and defensive linemen in the Pac-12 Conference
- As a sophomore, started all 14 games, anchoring the left side of one of the nation's top offensive lines, as the Cardinal ranked 11th in fewest sacks allowed/game (1.14) and fewest tackles for loss allowed/game (4.14)
- Was an SI.com All-American honorable mention selection and Athlon Sports All-Pac-12 first–team selection
- As a freshman, played in all 13 games and rotated throughout season at left tackle

ANDRUS PEAT'S NFL REGULAR SEASON STATISTICS

DATE	TEAM	GP	GS
2015	Saints	12	8
2016	Saints	15	15
2017	Saints	15	14
2018	Saints	13	13
2019	Saints	10	10
2020	Saints	13	13
2021	Saints	6	6
2022	Saints	11	11
2023	Saints	16	12
2024	Raiders	15	1
2025	Steelers	0	0
NFL TOTALS		**126**	**103**

ANDRUS PEAT'S NFL POSTSEASON STATISTICS

DATE	TEAM	GP	GS
2017	Saints	1	1
2018	Saints	2	2
2019	Saints	1	1
2020	Saints	2	2
NFL TOTALS		**6**	**6**

2025 GAME-BY-GAME REGULAR-SEASON STATISTICS (STEELERS)

DATE	OPPONENT	P/S		W/L	SCORE
09/07	at Jets		ON INACTIVE LIST	W	34-32
09/14	Seahawks		ON INACTIVE LIST	L	17-31
09/21	at Patriots		ON INACTIVE LIST	W	21-14
09/28	Vikings		ON INACTIVE LIST	W	24-21
10/12	Browns		ON INACTIVE LIST	W	23-9
10/16	at Bengals		INACTIVE	L	31-33
10/26	Packers		ON INACTIVE LIST	L	25-35
11/02	Colts		ON INACTIVE LIST	W	27-20
2025 TOTALS		**0-0**		**5-3**	

2024 GAME-BY-GAME REGULAR-SEASON STATISTICS (RAIDERS)

DATE	OPPONENT	P/S		W/L	SCORE
09/08	at Chargers	P		L	10-22
09/15	at Ravens	S		W	26-23
09/22	Panthers	P		L	22-36
09/29	Browns	P		W	20-16
10/06	at Broncos	P		L	18-34
10/13	Steelers	P		L	13-32
10/20	at Rams	P		L	15-20
10/27	Chiefs	P		L	20-27
11/03	at Bengals	P		L	24-41
11/17	at Dolphins	P		L	19-34
11/24	Broncos	P		L	19-29
11/29	at Chiefs	P		L	17-19
12/08	at Buccaneers	P		L	13-28
12/16	Falcons		INACTIVE	L	9-15
12/22	Jaguars	P		W	19-14
12/29	at Saints	P		W	25-10
01/05	Chargers		ON INACTIVE LIST	L	20-34
2024 TOTALS		**15-1**		**4-13**	

2023 GAME-BY-GAME REGULAR-SEASON STATISTICS (SAINTS)

DATE	OPPONENT	P/S		W/L	SCORE
09/10	Titans	P		W	16-15
09/18	at Panthers	P		W	20-17
09/24	at Packers	P		L	17-18
10/01	Buccaneers	S		L	9-26
10/08	at Patriots		ON INACTIVE LIST	W	34-0
10/15	at Texans	P		L	13-20
10/19	Jaguars	S		L	24-31
10/29	at Colts	S		W	38-27
11/05	Bears	S		W	24-17
11/12	at Vikings	S		L	19-27
11/26	at Falcons	S		L	15-24
12/03	Lions	S		L	28-33
12/10	Panthers	S		W	28-6
12/17	Giants	S		W	24-6
12/21	at Rams	S		L	22-30
12/31	at Buccaneers	S		W	23-13
01/07	Falcons	S		W	48-17
2023 TOTALS		**16-12**		**9-8**	

2022 GAME-BY-GAME REGULAR-SEASON STATISTICS (SAINTS)

DATE	OPPONENT	P/S		W/L	SCORE
09/11	at Falcons	S		W	27-26
09/18	Buccaneers	S		L	10-20
09/25	at Panthers	S		L	14-22
10/02	Vikings		ON INACTIVE LIST	L	25-28
10/09	Seahawks	S		W	39-32
10/16	Bengals	S		L	26-30
10/20	at Cardinals		INACTIVE	L	34-42
10/30	Raiders	S		W	24-0
11/07	Ravens	S		L	13-27
11/13	at Steelers		ON INACTIVE LIST	L	10-20
11/20	Rams		DID NOT PLAY (NON-INJURY)	W	27-20
11/27	at 49ers	S		L	0-13
12/05	at Buccaneers	S		L	16-17
12/18	Falcons	S		W	21-18
12/24	at Browns	S		W	17-10
01/01	at Eagles		INACTIVE	W	20-10
01/08	Panthers		ON INACTIVE LIST	L	7-10
2022 TOTALS		**11-11**		**7-10**	

2021 GAME-BY-GAME REGULAR-SEASON STATISTICS (SAINTS)

DATE	OPPONENT	P/S		W/L	SCORE
09/12	Packers	S		W	38-3
09/19	at Panthers	S		L	7-26
09/26	at Patriots	S		W	28-13
10/03	Giants	S		L	21-27+
10/10	at Football Team	S		W	33-22
10/25	at Seahawks	S		W	13-10
10/31	Buccaneers		DID NOT PLAY	W	36-27
11/07	Falcons		RESERVE/COVID-19	L	25-27
11/14	at Titans		RESERVE/COVID-19	L	21-23
11/21	at Eagles		RESERVE/COVID-19	L	29-40
11/25	Bills		RESERVE/COVID-19	L	6-31
12/02	Cowboys		RESERVE/COVID-19	L	17-27
12/12	at Jets		RESERVE/COVID-19	W	30-9
12/19	at Buccaneers		RESERVE/COVID-19	W	9-0
12/27	Dolphins		RESERVE/COVID-19	L	3-20
01/02	Panthers		RESERVE/COVID-19	W	18-10
01/09	at Falcons		INJURED RESERVE	W	30-20
2021 TOTALS		**6-6**		**9-8**	

+ - Overtime

2020 GAME-BY-GAME REGULAR-SEASON STATISTICS (SAINTS)

DATE	OPPONENT	P/S		W/L	SCORE
09/13	Buccaneers	S		W	34-23
09/21	at Raiders	S		L	24-34
09/27	Packers	S		L	30-37
10/04	at Lions		ON INACTIVE LIST	W	35-29
10/12	Chargers	S		W	30-27+
10/25	Panthers	S		W	27-24
11/01	at Bears	S		W	26-23+
11/08	at Buccaneers	S		W	38-3
11/15	49ers	S		W	27-13
11/22	Falcons	S		W	24-9
11/29	at Broncos		INACTIVE	W	31-3
12/06	at Falcons	S		W	21-16
12/13	at Eagles	S		L	21-24
12/20	Chiefs	S		L	29-32
12/25	Vikings		INACTIVE	W	52-33
01/03	at Panthers	S		W	33-7
2020 TOTALS		**13-13**		**12-4**	

+ - Overtime

2019 GAME-BY-GAME REGULAR-SEASON STATISTICS (SAINTS)

DATE	OPPONENT	P/S		W/L	SCORE
09/09	Texans	S		W	30-28
09/15	at Rams	S		L	9-27
09/22	at Seahawks	S		W	33-27
09/29	Cowboys	S		W	12-10
10/06	Buccaneers	S		W	31-24
10/13	at Jaguars	S		W	13-6
10/20	at Bears	S		W	36-25
10/27	Cardinals	S		W	31-9
11/10	Falcons	S		L	9-26
11/17	at Buccaneers		INACTIVE	W	34-17
11/24	Panthers		INACTIVE	W	34-31
11/28	at Falcons		INACTIVE	W	26-18
12/08	49ers		INACTIVE	L	46-48
12/16	Colts		INACTIVE	W	34-7
12/22	at Titans		INACTIVE	W	38-28
12/29	at Panthers	S		W	42-10
2019 TOTALS		**10-10**		**13-3**	

2018 GAME-BY-GAME REGULAR-SEASON STATISTICS (SAINTS)

DATE	OPPONENT	P/S		W/L	SCORE
09/09	Buccaneers		INACTIVE	L	40-48
09/16	Browns	S		W	21-18
09/23	at Falcons		INACTIVE	W	43-37+
09/30	at Giants	S		W	33-18
10/08	Redskins	S		W	43-19
10/21	at Ravens		INACTIVE	W	24-23
10/28	at Vikings	S		W	30-20
11/04	Rams	S		W	45-35
11/11	at Bengals	S		W	51-14
11/18	Eagles	S		W	48-7
11/22	Falcons	S		W	31-17
11/29	at Cowboys	S		L	10-13
12/09	at Buccaneers	S		W	28-14
12/17	at Panthers	S		W	12-9
12/23	Steelers	S		W	31-28
12/30	Panthers	S		L	14-33
2018 TOTALS		**13-13**		**13-3**	

+ - Overtime

2017 GAME-BY-GAME REGULAR-SEASON STATISTICS (SAINTS)

DATE	OPPONENT	P/S		W/L	SCORE
09/11	at Vikings	S		L	19-29
09/17	Patriots	S		L	20-36
09/24	at Panthers	S		W	34-13
10/01	at Dolphins	S		W	20-0
10/15	Lions	S		W	52-38
10/22	at Packers	S		W	26-17
10/29	Bears	S		W	20-12
11/05	Buccaneers	S		W	30-10
11/12	at Bills	S		W	47-10
11/19	Redskins	S		W	34-31+
11/26	at Rams	S		L	20-26
12/03	Panthers	S		W	31-21
12/07	at Falcons		INACTIVE	L	17-20
12/17	Jets	P		W	31-19
12/24	Falcons	S		W	23-13
12/31	at Buccaneers	S		L	24-31
2017 TOTALS		**15-14**		**11-5**	

+ - Overtime

2016 GAME-BY-GAME REGULAR-SEASON STATISTICS (SAINTS)

DATE	OPPONENT	P/S		W/L	SCORE
09/11	Raiders	S		L	34-35
09/18	at Giants	S		L	13-16
09/26	Falcons	S		L	32-45
10/02	at Chargers	S		W	35-34
10/16	Panthers	S		W	41-38
10/23	at Chiefs		INACTIVE	L	21-27
10/30	Seahawks	S		W	25-20
11/06	at 49ers	S		W	41-23
11/13	Broncos	S		L	23-25
11/17	at Panthers	S		L	20-23
11/27	Rams	S		W	49-21
12/04	Lions	S		L	13-28
12/11	at Buccaneers	S		L	11-16
12/18	at Cardinals	S		W	48-41
12/24	Buccaneers	S		W	31-24
01/01	at Falcons	S		L	32-38
2016 TOTALS		**15-15**		**7-9**	

2015 GAME-BY-GAME REGULAR-SEASON STATISTICS (SAINTS)

DATE	OPPONENT	P/S		W/L	SCORE
09/13	at Cardinals	P		L	19-31
09/20	Buccaneers	S		L	19-26
09/27	at Panthers	P		L	22-27
10/04	Cowboys	P		W	26-20+
10/11	at Eagles	S		L	17-39
10/15	Falcons	S		W	31-21
10/25	at Colts		INACTIVE	W	27-21
11/01	Giants		INACTIVE	W	52-49
11/08	Titans		INACTIVE	L	28-34+
11/15	at Redskins	P		L	14-47
11/29	at Texans	S		L	6-24
12/06	Panthers	S		L	38-41
12/13	at Buccaneers	S		W	24-17
12/21	Lions	S		L	27-35
12/27	Jaguars	S		W	38-27
01/03	at Falcons		INACTIVE	W	20-17
2015 TOTALS		**12-8**		**7-9**	

+ - Overtime

2020 GAME-BY-GAME POSTSEASON STATISTICS (SAINTS)

DATE	OPPONENT	P/S		W/L	SCORE
01/10	Bears	S		W	21-9
01/17	Buccaneers	S		L	20-30
2020 TOTALS		**2-2**		**1-1**	

2019 GAME-BY-GAME POSTSEASON STATISTICS (SAINTS)

DATE	OPPONENT	P/S		W/L	SCORE
01/05	Vikings	S		L	20-26+
2019 TOTALS		**1-1**		**0-1**	

+ - Overtime

2018 GAME-BY-GAME POSTSEASON STATISTICS (SAINTS)

DATE	OPPONENT	P/S		W/L	SCORE
01/13	Eagles	S		W	20-14
01/20	Rams	S		L	23-26+
2018 TOTALS		**2-2**		**1-1**	

+ - Overtime

2017 GAME-BY-GAME POSTSEASON STATISTICS (SAINTS)

DATE	OPPONENT	P/S		W/L	SCORE
01/07	Panthers	S		W	31-26
01/14	at Vikings		DID NOT PLAY	L	24-29
2017 TOTALS		**1-1**		**1-1**	

JABRILL PEPPERS

S

40

HEIGHT: 5-11
WEIGHT: 217
BORN: March 4, 1995
COLLEGE: Michigan

HOW ACQUIRED: FA '25
NFL EXPERIENCE: 9th year
BIRTHPLACE East Orange, NJ

PRO CAREER

- Has played in 99 games (85 starts) over his eight-year NFL career (Cleveland 2017-18; N.Y. Giants 2019-21; New England 2022-24)
- Has registered 494 tackles (322 solo), 35 passes defensed, seven interceptions, 30 tackles for loss, seven fumble recoveries, six forced fumbles, 15 quarterback hits and 5.5 sacks
- Three-time team captain (2024, 2021, 2020)
- Made NFL debut in Week 1 of 2017 (vs. Pittsburgh)
- Made NFL starting debut in Week 1 of 2017 (vs. Pittsburgh)

2024 (PATRIOTS)

- Played in six regular-season games (six starts)
- Named a team captain for the third time in his career and first time in New England
- Started at safety in the season opener at Cincinnati (9/8), registering six tackles, second-most on the team, in the 16-10 win
- Recorded the defense's first interception of the season when he picked off QB Brock Purdy in the end zone on a pass intended for WR Brandon Aiyuk in the fourth quarter at San Francisco (9/29); shared the team-lead in tackles with LB Raekwon McMillan with seven tackles (three solo) and added two passes defensed
- Inactive vs. Miami (10/6) due to injury
- Returned to action vs. Indianapolis (12/1) and started at safety, finishing with a team-high 10 tackles, his fifth career 10-tackle game and his first with the Patriots
- Finished with seven tackles (four solo) at Arizona (12/15)
- Inactive at Buffalo (12/22) and vs. the L.A. Chargers (12/28) due to injury
- Placed on Reserve/Injured List on Jan. 4, 2025

2023 (PATRIOTS)

- Played in 15 regular-season games (15 starts)
- Registered 75 tackles (50 solo), 1.0 sack, two interceptions, two quarterback hits, five tackles for loss, one forced fumble, one fumble recovery, eight passes defensed and three tackles on special teams
- Returned four punts for 26 yards (6.5 avg.)
- Inactive for two games due to injury, at Denver (12/24) and at Buffalo (12/31)
- Recorded six tackles (three solo), one pass defensed and a crucial forced fumble that was recovered by CB Marcus Jones late in the fourth quarter to give the offense a chance to take the lead vs. Philadelphia (9/10)
- Led the Patriots defense in tackles with seven (six solo) at N.Y. Jets (10/24); added one pass defensed and returned a punt 18 yards
- Registered a team-high seven tackles at Las Vegas (10/15) and collected two passes defensed
- Intercepted Buffalo QB Josh Allen on the Bills first play from scrimmage vs. Buffalo (10/22) to set up the Patriots in Bills territory, which would lead to a touchdown and a 10-0 lead in a 29-25 win
- Recorded a sack in the first quarter at N.Y. Giants (11/26), his first sack as a member of the Patriots and his first since vs. Carolina on Oct. 24, 2021 at MetLife Stadium when he played for the N.Y. Giants
- Intercepted QB Mitch Trubisky at Pittsburgh (12/7) in the second quarter and returned the pick 32 yards to the Pittsburgh 27-yard line (turnover helped set up QB Bailey Zappe's eight-yard TD pass to TE Hunter Henry in a 21-18 win).

2022 (PATRIOTS)

- Played in 17 regular-season games (five starts)
- Recorded 52 tackles (29 solo), one fumble recovery that he returned 12 yards and eight tackles on special teams
- Started four games in the nickel defense and one at safety
- Saw significant action at safety in the second half at Pittsburgh (9/18) after Kyle Dugger left with the game with a knee injury
- Made his first start as a member of the Patriots in the home opener vs. Baltimore (9/25); recorded six tackles (five solo) and recovered a fumble in the fourth quarter
- Started the game in the nickel defense and led the team in tackles with seven (five solo) at N.Y. Jets (10/30)
- Started in the game vs. N.Y. Jets (11/20); part of the defensive unit that held the Jets to just 103 total yards, the third-fewest yards allowed in Patriots history, only two total yards in the second half, the fewest ever allowed in a half in Patriots history, only six first touchdowns and no touchdowns

2021 (GIANTS)

- Played in six regular-season games (five starts)
- Spent most the season on the Reserve/Injured List
- Started four games as a defensive back in the nickel defense and one game at strong safety
- Finished the season with 29 tackles, 1.0 sack and one pass defensed; also returned nine punts for 58 yards

2020 (GIANTS)

- Played in 15 regular-season games (14 starts)
- Registered a career-high 89 tackles, 2.5 sacks, one interception, 11 passes defensed, one forced fumble, one fumble recovery and two tackles on special teams; also returned 15 punts for 187 yards for a career-high 12.5-yard average
- Missed the game at the L.A. Rams (10/4) due to injury
- Elected one of the Giants team captains
- Intercepted a QB Alex Smith pass at Washington (11/8)

2019 (GIANTS)

- Played in 11 regular-season games (11 starts)
- Finished second on the team with 76 tackles, one interception that he returned 32 yards for a TD, five passes defensed, three forced fumbles, four punt returns for 49 yards and one kickoff return for 23 yards
- Suffered a knee injury during a kickoff return at Chicago (11/24) and was placed on injured reserve for the rest of the season
- Scored the Giants' first defensive TD of the season when he intercepted a QB Dwayne Haskins pass and returned it 32 yards for a TD vs. Washington (9/29)

2018 (BROWNS)

- Played in 16 regular-season games (16 starts)
- Registered 77 tackles, 1.0 sack, one interception, five passes defensed, three fumble recoveries, 25 punts returned for 219 yards, 19 kicks returned for 408 yards and two tackles on special teams
- Intercepted a QB Case Keenum pass in the end zone and sacked Keenum on a fourth-down play to clinch a victory at Denver (12/15)

2017 (BROWNS)

- Played in 13 regular-season games (13 starts)
- Registered 57 tackles, one interception, three passes defensed, one fumble recovery, 30 punt returns for 180 yards, 14 kickoffs for 318 yards and one tackle on special teams
- Inactive for the games vs. Tennessee (10/22) and vs. Minnesota (10/29) due to an injury and then missed the game vs. Green Bay (12/10) due to injury
- Picked up his first career interception when he picked off QB Landry Jones at Pittsburgh (12/31)

TRANSACTIONS

- Signed a one-year contract with Pittsburgh on Sept. 9, 2025
- Released by New England on Aug. 29, 2025
- Signed a three-year contract extension with the Patriots on July 26, 2024
- Signed a two-yer contract extension with New England on March 15, 2023
- Signed a one-year contract with the Patriots on April 4, 2022
- N.Y. Giants exercised five-year option on April 30, 2020
- Traded to the N.Y. Giants, along with OL Kevin Zeitler and a 2019 first and third-round draft pick, from Cleveland for WR Odell Beckham Jr. and DL Olivier Vernon on March 13, 2019
- Signed a four-year contract with the Browns on July 23, 2017
- Drafted by Cleveland in the first round (25th overall) of the 2017 NFL Draft

PERSONAL

- Was enrolled in Michigan's college of literature, science and arts
- Native of East Orange, N.J.
- Credits his mother, Ivory Bryant, as the person who influenced him the most, as well as his late older brother, Don Curtis, who was fatally shot at age 20 in 2010
- Attended Paramus Catholic High School in Paramus, N.J.
- Previously attended Don Bosco Prep in Ramsey, N.J. where he helped the team earn state championships in 2010 and 2011 as a starting defensive back
- Writes poetry and his own music

COLLEGE

- Played in 27 games (24 starts) at Michigan, where he played defense, offense and special teams
- Totaled 123 tackles and one interception on defense
- Rushed 45 times for 268 yards and caught 10 passes for 82 yards
- 2016 consensus first-team All-American and Heisman Trophy finalist
- First player in Big Ten history to win three individual awards in a single season: Nagurski-Woodson Defensive Player of the Year, Butkus-Fitzgerald Linebacker of the Year and Rodgers-Dwight Return Specialist of the Year
- Played 15 different offense, defense and special teams positions
- Named the 2016 Bo Schembechker Award winner, given to Michigan's team MVP

REGULAR SEASON COMPARISON: DEFENSIVE - LOS ANGELES CHARGERS

				TACKLES										MISC	
DATE	OPP	W/L	GP/GS	TOT	SOLO	ASST	SACK	YDS.	INT	TFL	PD	QBH	TD	FF	FR
12/3/17	CLV @ LAC	L	S	4	4	0	0.0	0.0	0	0	0	0	0	0	0
10/14/18	CLV vs. LAC	L	S	4	3	1	0.0	0.0	0	0	0	0	0	0	0
12/3/23	NE vs. LAC	L	S	4	3	1	0.0	0.0	0	0	0	0	0	0	0
TOTALS		**0/3**	**3/3**	**12**	**10**	**2**	**0.0**	**0.0**	**0**	**0**	**0**	**0**	**0**	**0**	**0**

JABRILL PEPPERS' NFL REGULAR SEASON DEFENSIVE STATISTICS

				TACKLES								INTERCEPTIONS					O. FUMB				ST					MISC	
DATE	TEAM	GP	GS	TK	S	A	TFL	YDS	SK	YDS	QBH	NO	YDS	LG	TD	PD	FF	FR	TD	YDS	TK	S	A	FF	FR	S	A
2017	Browns	13	13	57	44	13	1	11	0.0	0.0	0	1	0	0	0	3	0	0	0	0	1	1	0	0	1	0	0
2018	Browns	16	16	77	52	25	5	21	1.0	11.0	4	1	0	0	0	5	0	2	0	16	2	0	2	0	1	0	0
2019	Giants	11	11	76	51	25	5	4	0.0	0.0	2	1	32	32t	1	5	3	0	0	0	0	0	0	0	0	0	0
2020	Giants	15	14	89	57	32	8	28	2.5	20.0	3	1	6	6	0	11	1	1	0	0	2	0	2	0	0	0	0
2021	Giants	6	5	29	19	10	2	5	1.0	4.0	4	0	0	0	0	1	0	0	0	0	0	0	0	0	0	0	0
2022	Patriots	17	5	52	29	23	2	1	0.0	0.0	0	0	0	0	0	0	0	1	0	12	8	6	2	0	0	0	0
2023	Patriots	15	15	75	50	25	5	13	1.0	7.0	2	2	33	32	0	8	1	1	0	0	3	2	1	0	0	0	0
2024	Patriots	6	6	39	20	19	2	2	0.0	0.0	0	1	0	0	0	2	1	0	0	0	1	0	1	0	0	0	0
2025	Patriots	0	0	0	0	0	0	0	0.0	0.0	0	0	0	0	0	0	0	0	0	0	0	0	0	0	0	0	0
Went from **New England** to **Pittsburgh**.																											
2025	Steelers	6	1	7	3	4	0	0	0.0	0.0	0	0	0	0	0	0	0	1	0	0	1	1	0	0	0	0	0
2025	TOTAL	6	1	7	3	4	0	0	0.0	0.0	0	0	0	0	0	0	0	1	0	0	1	1	0	0	0	0	0
NFL TOTALS		**105**	**86**	**501**	**325**	**176**	**30**	**85**	**5.5**	**42.0**	**15**	**7**	**71**	**32T**	**1**	**35**	**6**	**6**	**0**	**28**	**18**	**10**	**8**	**0**	**2**	**0**	**0**

SINGLE-GAME HIGHS: DEFENSIVE

Total Tackles
13 vs. Arizona Cardinals, Dec 13, 2020
12 vs. Dallas Cowboys, Nov 04, 2019

Solo Tackles
9 vs. Tampa Bay Buccaneers, Nov 02, 2020
8 vs. Arizona Cardinals, Dec 13, 2020
...1 more at 8.

Sacks
1.0 vs. Carolina Panthers, Oct 24, 2021
1.0 at Seattle Seahawks, Dec 06, 2020
...2 more at 1.0.

Passes Defensed
3 at Washington Football Team, Nov 08, 2020
2 at Seattle Seahawks, Dec 06, 2020
...4 more at 2.

Forced Fumbles
1 vs. Indianapolis Colts, Dec 01, 2024
1 vs. Philadelphia Eagles, Sep 10, 2023
...4 more at 1.

Fumble Recoveries
1 at New England Patriots, Sep 21, 2025
1 at New York Giants, Nov 26, 2023
...4 more at 1.

Tackles For Loss
2 vs. Arizona Cardinals, Dec 13, 2020
2 vs. Philadelphia Eagles, Nov 15, 2020
...1 more at 2.

Interceptions
1 at Washington Football Team, Nov 08, 2020
1 vs. Washington Redskins, Sep 29, 2019
...2 more at 1.

Interception Return Yards
32 vs. Washington Redskins, Sep 29, 2019
6 at Washington Football Team, Nov 08, 2020

Special Teams Tackles
1 vs. Dallas Cowboys, Jan 03, 2021
1 vs. Cleveland Browns, Dec 20, 2020
...3 more at 1.

Special Teams Fumble Recoveries
1 vs. Los Angeles Chargers, Oct 14, 2018
1 vs. Pittsburgh Steelers, Sep 10, 2017

Longest Opp Fumble Return
16 vs. Pittsburgh Steelers, Sep 09, 2018

2025 GAME-BY-GAME REGULAR-SEASON STATISTICS (PATRIOTS/STEELERS)

			TACKLES								INTERCEPTIONS					O. FUMB				ST					MISC			
DATE	OPPONENT	P/S	TK	S	A	SK	YDS	TFL	YDS	QBH	NO	YDS	LG	TD	PD	FF	FR	TD	YDS	TK	S	A	FF	FR	S	A	W/L	SCORE
09/07	Raiders		DID NOT PLAY																								L	13-20
Went from **Patriots** to **Steelers**.																												
09/14	Seahawks	P	0	0	0	0.0	0.0	0	0	0	0	0	0	0	0	0	0	0	0	0	0	0	0	0	0	0	L	17-31
09/21	at Patriots	S	6	2	4	0.0	0.0	0	0	0	0	0	0	0	0	0	1	0	0	0	0	0	0	0	0	0	W	21-14
09/28	Vikings	P	0	0	0	0.0	0.0	0	0	0	0	0	0	0	0	0	0	0	0	0	0	0	0	0	0	0	W	24-21
10/12	Browns	P	1	1	0	0.0	0.0	0	0	0	0	0	0	0	0	0	0	0	0	0	0	0	0	0	0	0	W	23-9
10/16	at Bengals	P	0	0	0	0.0	0.0	0	0	0	0	0	0	0	0	0	0	0	0	1	1	0	0	0	0	0	L	31-33
10/26	Packers	P	0	0	0	0.0	0.0	0	0	0	0	0	0	0	0	0	0	0	0	0	0	0	0	0	0	0	L	25-35
11/02	Colts		ON INACTIVE LIST																								W	27-20
2025 TOTALS		**6-1**	**7**	**3**	**4**	**0.0**	**0.0**	**0**	**0**	**0**	**0**	**0**	**0**	**0**	**0**	**0**	**1**	**0**	**0**	**1**	**1**	**0**	**0**	**0**	**0**	**0**	**4-4**	

2024 GAME-BY-GAME REGULAR-SEASON STATISTICS (PATRIOTS)

			TACKLES								INTERCEPTIONS					O. FUMB				ST					MISC			
DATE	OPPONENT	P/S	TK	S	A	SK	YDS	TFL	YDS	QBH	NO	YDS	LG	TD	PD	FF	FR	TD	YDS	TK	S	A	FF	FR	S	A	W/L	SCORE
09/08	at Bengals	S	6	3	3	0.0	0.0	0	0	0	0	0	0	0	0	0	0	0	0	0	0	0	0	0	0	0	W	16-10
09/15	Seahawks	S	6	3	3	0.0	0.0	0	0	0	0	0	0	0	0	0	0	0	0	0	0	0	0	0	0	0	L	20-23+
09/19	at Jets	S	3	2	1	0.0	0.0	0	0	0	0	0	0	0	0	0	0	0	0	1	0	1	0	0	0	0	L	3-24
09/29	at 49ers	S	7	3	4	0.0	0.0	0	0	0	1	0	0	0	2	0	0	0	0	0	0	0	0	0	0	0	L	13-30
10/06	Dolphins		ON INACTIVE LIST																								L	10-15
10/13	Texans		INJURED RESERVE																								L	21-41
10/20	at Jaguars		INJURED RESERVE																								L	16-32
10/27	Jets		INJURED RESERVE																								W	25-22
11/03	at Titans		INJURED RESERVE																								L	17-20+
11/10	at Bears		INJURED RESERVE																								W	19-3
11/17	Rams		INJURED RESERVE																								L	22-28
11/24	at Dolphins		INJURED RESERVE																								L	15-34
12/01	Colts		INJURED RESERVE																								L	24-25
12/15	at Cardinals	S	7	4	3	0.0	0.0	1	1	0	0	0	0	0	0	0	0	0	0	0	0	0	0	0	0	0	L	17-30
12/22	at Bills		INACTIVE																								L	21-24
12/28	Chargers		INACTIVE																								L	7-40
01/05	Bills		INJURED RESERVE																								W	23-16
2024 TOTALS		**5-5**	**29**	**15**	**14**	**0.0**	**0.0**	**1**	**1**	**0**	**1**	**0**	**0**	**0**	**2**	**0**	**0**	**0**	**0**	**1**	**0**	**1**	**0**	**0**	**0**	**0**	**4-13**	

+ - Overtime

2023 GAME-BY-GAME REGULAR-SEASON STATISTICS (PATRIOTS)

			TACKLES								INTERCEPTIONS					O. FUMB				ST					MISC			
DATE	OPPONENT	P/S	TK	S	A	SK	YDS	TFL	YDS	QBH	NO	YDS	LG	TD	PD	FF	FR	TD	YDS	TK	S	A	FF	FR	S	A	W/L	SCORE
09/10	Eagles	S	6	3	3	0.0	0.0	0	0	0	0	0	0	0	1	1	0	0	0	0	0	0	0	0	0	0	L	20-25
09/17	Dolphins	S	6	3	3	0.0	0.0	0	0	0	0	0	0	0	0	0	0	0	0	0	0	0	0	0	0	0	L	17-24
09/24	at Jets	S	7	6	1	0.0	0.0	1	1	0	0	0	0	0	0	0	0	0	0	0	0	0	0	0	0	0	W	15-10
10/01	at Cowboys	S	8	5	3	0.0	0.0	1	1	0	0	0	0	0	0	0	0	0	0	0	0	0	0	0	0	0	L	3-38
10/08	Saints	S	2	1	1	0.0	0.0	0	0	0	0	0	0	0	0	0	0	0	0	1	1	0	0	0	0	0	L	0-34
10/15	at Raiders	S	7	7	0	0.0	0.0	0	0	0	0	0	0	0	2	0	0	0	0	0	0	0	0	0	0	0	L	17-21
10/22	Bills	S	8	4	4	0.0	0.0	0	0	1	1	1	1	0	1	0	0	0	0	1	0	1	0	0	0	0	W	29-25
10/29	at Dolphins	S	5	4	1	0.0	0.0	1	3	0	0	0	0	0	0	0	0	0	0	0	0	0	0	0	0	0	L	17-31
11/05	Commanders	S	2	2	0	0.0	0.0	0	0	0	0	0	0	0	2	0	0	0	0	1	1	0	0	0	0	0	L	17-20
11/12	Colts	S	5	3	2	0.0	0.0	1	1	0	0	0	0	0	0	0	0	0	0	0	0	0	0	0	0	0	L	6-10
11/26	at Giants	S	3	2	1	1.0	7.0	1	7	1	0	0	0	0	0	0	1	0	0	0	0	0	0	0	0	0	L	7-10
12/03	Chargers	S	4	3	1	0.0	0.0	0	0	0	0	0	0	0	0	0	0	0	0	0	0	0	0	0	0	0	L	0-6
12/07	at Steelers	S	3	1	2	0.0	0.0	0	0	0	1	32	32	0	1	0	0	0	0	0	0	0	0	0	0	0	W	21-18
12/17	Chiefs	S	7	5	2	0.0	0.0	0	0	0	0	0	0	0	0	0	0	0	0	0	0	0	0	0	0	0	L	17-27
12/24	at Broncos										ON INACTIVE LIST																W	26-23
12/31	at Bills										ON INACTIVE LIST																L	21-27
01/07	Jets	S	2	1	1	0.0	0.0	0	0	0	0	0	0	0	1	0	0	0	0	0	0	0	0	0	0	0	L	3-17
2023 TOTALS		**15-15**	**75**	**50**	**25**	**1.0**	**7.0**	**5**	**13**	**2**	**2**	**33**	**32**	**0**	**8**	**1**	**1**	**0**	**0**	**3**	**2**	**1**	**0**	**0**	**0**	**0**	**4-13**	

2022 GAME-BY-GAME REGULAR-SEASON STATISTICS (PATRIOTS)

			TACKLES								INTERCEPTIONS					O. FUMB				ST					MISC			
DATE	OPPONENT	P/S	TK	S	A	SK	YDS	TFL	YDS	QBH	NO	YDS	LG	TD	PD	FF	FR	TD	YDS	TK	S	A	FF	FR	S	A	W/L	SCORE
09/11	at Dolphins	P	0	0	0	0.0	0.0	0	0	0	0	0	0	0	0	0	0	0	0	0	0	0	0	0	0	0	L	7-20
09/18	at Steelers	P	3	2	1	0.0	0.0	0	0	0	0	0	0	0	0	0	0	0	0	0	0	0	0	0	0	0	W	17-14
09/25	Ravens	S	6	5	1	0.0	0.0	0	0	0	0	0	0	0	0	0	1	0	12	1	1	0	0	0	0	0	L	26-37
10/02	at Packers	P	2	1	1	0.0	0.0	0	0	0	0	0	0	0	0	0	0	0	0	0	0	0	0	0	0	0	L	24-27+
10/09	Lions	P	2	1	1	0.0	0.0	0	0	0	0	0	0	0	0	0	0	0	0	0	0	0	0	0	0	0	W	29-0
10/16	at Browns	P	0	0	0	0.0	0.0	0	0	0	0	0	0	0	0	0	0	0	0	0	0	0	0	0	0	0	W	38-15
10/24	Bears	P	3	0	3	0.0	0.0	0	0	0	0	0	0	0	0	0	0	0	0	3	3	0	0	0	0	0	L	14-33
10/30	at Jets	S	7	5	2	0.0	0.0	1	0	0	0	0	0	0	0	0	0	0	0	0	0	0	0	0	0	0	W	22-17
11/06	Colts	P	6	3	3	0.0	0.0	0	0	0	0	0	0	0	0	0	0	0	0	0	0	0	0	0	0	0	W	26-3
11/20	Jets	S	1	0	1	0.0	0.0	0	0	0	0	0	0	0	0	0	0	0	0	1	0	1	0	0	0	0	W	10-3
11/24	at Vikings	P	2	0	2	0.0	0.0	0	0	0	0	0	0	0	0	0	0	0	0	1	0	1	0	0	0	0	L	26-33
12/01	Bills	P	4	2	2	0.0	0.0	1	1	0	0	0	0	0	0	0	0	0	0	0	0	0	0	0	0	0	L	10-24
12/12	at Cardinals	P	3	1	2	0.0	0.0	0	0	0	0	0	0	0	0	0	0	0	0	0	0	0	0	0	0	0	W	27-13
12/18	at Raiders	S	3	1	2	0.0	0.0	0	0	0	0	0	0	0	0	0	0	0	0	0	0	0	0	0	0	0	L	24-30
12/24	Bengals	P	3	3	0	0.0	0.0	0	0	0	0	0	0	0	0	0	0	0	0	1	1	0	0	0	0	0	L	18-22
01/01	Dolphins	S	7	5	2	0.0	0.0	0	0	0	0	0	0	0	0	0	0	0	0	1	1	0	0	0	0	0	W	23-21
01/08	at Bills	P	0	0	0	0.0	0.0	0	0	0	0	0	0	0	0	0	0	0	0	0	0	0	0	0	0	0	L	23-35
2022 TOTALS		**17-5**	**52**	**29**	**23**	**0.0**	**0.0**	**2**	**1**	**0**	**0**	**0**	**0**	**0**	**0**	**0**	**1**	**0**	**12**	**8**	**6**	**2**	**0**	**0**	**0**	**0**	**8-9**	

+ - Overtime

2021 GAME-BY-GAME REGULAR-SEASON STATISTICS (GIANTS)

			TACKLES								INTERCEPTIONS					O. FUMB				ST					MISC			
DATE	OPPONENT	P/S	TK	S	A	SK	YDS	TFL	YDS	QBH	NO	YDS	LG	TD	PD	FF	FR	TD	YDS	TK	S	A	FF	FR	S	A	W/L	SCORE
09/12	Broncos	S	3	3	0	0.0	0.0	1	1	0	0	0	0	0	0	0	0	0	0	0	0	0	0	0	0	0	L	13-27
09/16	at Football Team	S	6	3	3	0.0	0.0	0	0	0	0	0	0	0	1	0	0	0	0	0	0	0	0	0	0	0	L	29-30
09/26	Falcons	S	7	4	3	0.0	0.0	0	0	2	0	0	0	0	0	0	0	0	0	0	0	0	0	0	0	0	L	14-17
10/03	at Saints	S	0	0	0	0.0	0.0	0	0	0	0	0	0	0	0	0	0	0	0	0	0	0	0	0	0	0	W	27-21+
10/10	at Cowboys										ON INACTIVE LIST																L	20-44
10/17	Rams	S	9	5	4	0.0	0.0	0	0	1	0	0	0	0	0	0	0	0	0	0	0	0	0	0	0	0	L	11-38
10/24	Panthers	P	4	4	0	1.0	4.0	1	4	1	0	0	0	0	0	0	0	0	0	0	0	0	0	0	0	0	W	25-3
11/01	at Chiefs										INJURED RESERVE																L	17-20
11/07	Raiders										RESERVE/COVID-19																W	23-16
11/22	at Buccaneers										RESERVE/COVID-19																L	10-30
11/28	Eagles										RESERVE/COVID-19																W	13-7
12/05	at Dolphins										RESERVE/COVID-19																L	9-20
12/12	at Chargers										RESERVE/COVID-19																L	21-37
12/19	Cowboys										RESERVE/COVID-19																L	6-21
12/26	at Eagles										RESERVE/COVID-19																L	10-34
01/02	at Bears										RESERVE/COVID-19																L	3-29
01/09	Football Team										RESERVE/COVID-19																L	7-22
2021 TOTALS		**6-5**	**29**	**19**	**10**	**1.0**	**4.0**	**2**	**5**	**4**	**0**	**0**	**0**	**0**	**1**	**0**	**0**	**0**	**0**	**0**	**0**	**0**	**0**	**0**	**0**	**0**	**4-13**	

+ - Overtime

2020 GAME-BY-GAME REGULAR-SEASON STATISTICS (GIANTS)

			TACKLES								INTERCEPTIONS					O. FUMB				ST					MISC			
DATE	OPPONENT	P/S	TK	S	A	SK	YDS	TFL	YDS	QBH	NO	YDS	LG	TD	PD	FF	FR	TD	YDS	TK	S	A	FF	FR	S	A	W/L	SCORE
09/14	Steelers	S	4	1	3	0.0	0.0	0	0	0	0	0	0	0	1	0	0	0	0	0	0	0	0	0	0	0	L	16-26
09/20	at Bears	S	4	2	2	0.0	0.0	0	0	0	0	0	0	0	0	0	0	0	0	0	0	0	0	0	0	0	L	13-17
09/27	49ers	S	2	1	1	0.0	0.0	0	0	0	0	0	0	0	0	0	0	0	0	0	0	0	0	0	0	0	L	9-36
10/04	at Rams										ON INACTIVE LIST																L	9-17
10/11	at Cowboys	P	5	4	1	0.0	0.0	1	2	0	0	0	0	0	0	0	0	0	0	0	0	0	0	0	0	0	L	34-37
10/18	Football Team	S	6	4	2	0.0	0.0	0	0	0	0	0	0	0	0	0	0	0	0	0	0	0	0	0	0	0	W	20-19
10/22	at Eagles	S	6	4	2	1.0	8.0	1	8	1	0	0	0	0	0	0	0	0	0	0	0	0	0	0	0	0	L	21-22
11/02	Buccaneers	S	10	9	1	0.0	0.0	0	0	0	0	0	0	0	2	0	0	0	0	0	0	0	0	0	0	0	L	23-25
11/08	at Football Team	S	6	4	2	0.0	0.0	0	0	0	1	6	6	0	3	0	1	0	0	0	0	0	0	0	0	0	W	23-20
11/15	Eagles	S	7	6	1	0.5	4.0	2	2	1	0	0	0	0	0	0	0	0	0	0	0	0	0	0	0	0	W	27-17
11/29	at Bengals	S	6	3	3	0.0	0.0	1	4	0	0	0	0	0	2	0	0	0	0	0	0	0	0	0	0	0	W	19-17
12/06	at Seahawks	S	5	3	2	1.0	8.0	1	8	1	0	0	0	0	2	0	0	0	0	0	0	0	0	0	0	0	W	17-12
12/13	Cardinals	S	13	8	5	0.0	0.0	2	4	0	0	0	0	0	0	1	0	0	0	0	0	0	0	0	0	0	L	7-26
12/20	Browns	S	2	1	1	0.0	0.0	0	0	0	0	0	0	0	0	0	0	0	0	1	0	1	0	0	0	0	L	6-20
12/27	at Ravens	S	6	3	3	0.0	0.0	0	0	0	0	0	0	0	0	0	0	0	0	0	0	0	0	0	0	0	L	13-27
01/03	Cowboys	S	7	4	3	0.0	0.0	0	0	0	0	0	0	0	1	0	0	0	0	1	0	1	0	0	0	0	W	23-19
2020 TOTALS		**15-14**	**89**	**57**	**32**	**2.5**	**20.0**	**8**	**28**	**3**	**1**	**6**	**6**	**0**	**11**	**1**	**1**	**0**	**0**	**2**	**0**	**2**	**0**	**0**	**0**	**0**	**6-10**	

2019 GAME-BY-GAME REGULAR-SEASON STATISTICS (GIANTS)

			TACKLES								INTERCEPTIONS					O. FUMB				ST					MISC			
DATE	OPPONENT	P/S	TK	S	A	SK	YDS	TFL	YDS	QBH	NO	YDS	LG	TD	PD	FF	FR	TD	YDS	TK	S	A	FF	FR	S	A	W/L	SCORE
09/08	at Cowboys	S	7	6	1	0.0	0.0	0	0	0	0	0	0	0	0	0	0	0	0	0	0	0	0	0	0	0	L	17-35
09/15	Bills	S	6	3	3	0.0	0.0	0	0	0	0	0	0	0	0	0	0	0	0	0	0	0	0	0	0	0	L	14-28
09/22	at Buccaneers	S	8	6	2	0.0	0.0	0	0	1	0	0	0	0	1	0	0	0	0	0	0	0	0	0	0	0	W	32-31
09/29	Redskins	S	4	2	2	0.0	0.0	0	0	0	1	32	32	1	2	0	0	0	0	0	0	0	0	0	0	0	W	24-3
10/06	Vikings	S	5	4	1	0.0	0.0	1	0	0	0	0	0	0	0	1	0	0	0	0	0	0	0	0	0	0	L	10-28
10/10	at Patriots	S	10	8	2	0.0	0.0	1	0	0	0	0	0	0	0	0	0	0	0	0	0	0	0	0	0	0	L	14-35
10/20	Cardinals	S	8	4	4	0.0	0.0	1	1	0	0	0	0	0	0	0	0	0	0	0	0	0	0	0	0	0	L	21-27
10/27	at Lions	S	5	5	0	0.0	0.0	0	0	0	0	0	0	0	0	1	0	0	0	0	0	0	0	0	0	0	L	26-31
11/04	Cowboys	S	12	7	5	0.0	0.0	0	0	0	0	0	0	0	1	1	0	0	0	0	0	0	0	0	0	0	L	18-37
11/10	at Jets	S	6	2	4	0.0	0.0	1	1	1	0	0	0	0	1	0	0	0	0	0	0	0	0	0	0	0	L	27-34
11/24	at Bears	S	5	4	1	0.0	0.0	1	2	0	0	0	0	0	0	0	0	0	0	0	0	0	0	0	0	0	L	14-19
12/01	Packers										INACTIVE																L	13-31
12/09	at Eagles										DID NOT PLAY																L	17-23+
12/15	Dolphins										DID NOT PLAY																W	36-20
12/22	at Redskins										DID NOT PLAY																W	41-35+
12/29	Eagles										DID NOT PLAY																L	17-34
2019 TOTALS		**11-11**	**76**	**51**	**25**	**0.0**	**0.0**	**5**	**4**	**2**	**1**	**32**	**32T**	**1**	**5**	**3**	**0**	**0**	**0**	**0**	**0**	**0**	**0**	**0**	**0**	**0**	**4-12**	

+ - Overtime

2018 GAME-BY-GAME REGULAR-SEASON STATISTICS (BROWNS)

			TACKLES								INTERCEPTIONS					O. FUMB				ST					MISC			
DATE	OPPONENT	P/S	TK	S	A	SK	YDS	TFL	YDS	QBH	NO	YDS	LG	TD	PD	FF	FR	TD	YDS	TK	S	A	FF	FR	S	A	W/L/T	SCORE
09/09	Steelers	S	6	3	3	0.0	0.0	0	0	0	0	0	0	0	0	0	1	0	16	0	0	0	0	0	0	0	T	21-21
09/16	at Saints	S	5	3	2	0.0	0.0	1	2	0	0	0	0	0	0	0	0	0	0	0	0	0	0	0	0	0	L	18-21
09/20	Jets	S	4	3	1	0.0	0.0	0	0	0	0	0	0	0	0	0	0	0	0	0	0	0	0	0	0	0	W	21-17
09/30	at Raiders	S	0	0	0	0.0	0.0	0	0	0	0	0	0	0	0	0	0	0	0	0	0	0	0	0	0	0	L	42-45+
10/07	Ravens	S	4	3	1	0.0	0.0	0	0	0	0	0	0	0	2	0	0	0	0	0	0	0	0	0	0	0	W	12-9+
10/14	Chargers	S	4	3	1	0.0	0.0	0	0	0	0	0	0	0	0	0	0	0	0	0	0	0	0	1	0	0	L	14-38
10/21	at Buccaneers	S	8	7	1	0.0	0.0	0	0	0	0	0	0	0	1	0	0	0	0	0	0	0	0	0	0	0	L	23-26+
10/28	at Steelers	S	4	3	1	0.0	0.0	0	0	0	0	0	0	0	0	0	0	0	0	0	0	0	0	0	0	0	L	18-33
11/04	Chiefs	S	6	3	3	0.0	0.0	0	0	1	0	0	0	0	0	0	0	0	0	0	0	0	0	0	0	0	L	21-37
11/11	Falcons	S	4	3	1	0.0	0.0	0	0	0	0	0	0	0	0	0	0	0	0	1	0	1	0	0	0	0	W	28-16
11/25	at Bengals	S	5	4	1	0.0	0.0	0	0	0	0	0	0	0	1	0	0	0	0	1	0	1	0	0	0	0	W	35-20
12/02	at Texans	S	8	4	4	0.0	0.0	0	0	1	0	0	0	0	0	0	0	0	0	0	0	0	0	0	0	0	L	13-29
12/09	Panthers	S	2	2	0	0.0	0.0	0	0	0	0	0	0	0	0	0	0	0	0	0	0	0	0	0	0	0	W	26-20
12/15	at Broncos	S	6	6	0	1.0	11.0	2	14	1	1	0	0	0	1	0	0	0	0	0	0	0	0	0	0	0	W	17-16
12/23	Bengals	S	4	1	3	0.0	0.0	1	4	0	0	0	0	0	0	0	0	0	0	0	0	0	0	0	0	0	W	26-18
12/30	at Ravens	S	7	4	3	0.0	0.0	1	1	1	0	0	0	0	0	0	1	0	0	0	0	0	0	0	0	0	L	24-26
2018 TOTALS		**16-16**	**77**	**52**	**25**	**1.0**	**11.0**	**5**	**21**	**4**	**1**	**0**	**0**	**0**	**5**	**0**	**2**	**0**	**16**	**2**	**0**	**2**	**0**	**1**	**0**	**0**	**7-8-1**	

+ - Overtime

2017 GAME-BY-GAME REGULAR-SEASON STATISTICS (BROWNS)

			TACKLES								INTERCEPTIONS					O. FUMB				ST					MISC			
DATE	OPPONENT	P/S	TK	S	A	SK	YDS	TFL	YDS	QBH	NO	YDS	LG	TD	PD	FF	FR	TD	YDS	TK	S	A	FF	FR	S	A	W/L/T	SCORE
09/10	Steelers	S	4	4	0	0.0	0.0	0	0	0	0	0	0	0	1	0	0	0	0	0	0	0	0	1	0	0	L	18-21
09/17	at Ravens	S	5	5	0	0.0	0.0	0	0	0	0	0	0	0	0	0	0	0	0	0	0	0	0	0	0	0	L	10-24
09/24	at Colts	S	5	4	1	0.0	0.0	0	0	0	0	0	0	0	0	0	0	0	0	0	0	0	0	0	0	0	L	28-31
10/01	Bengals	S	4	2	2	0.0	0.0	0	0	0	0	0	0	0	0	0	0	0	0	0	0	0	0	0	0	0	L	7-31
10/08	Jets	S	3	1	2	0.0	0.0	0	0	0	0	0	0	0	0	0	0	0	0	0	0	0	0	0	0	0	L	14-17
10/15	at Texans	S	5	4	1	0.0	0.0	0	0	0	0	0	0	0	0	0	0	0	0	1	1	0	0	0	0	0	L	17-33
10/22	Titans										INACTIVE																L	9-12+
10/29	Vikings										INACTIVE																L	16-33
11/12	at Lions	S	4	4	0	0.0	0.0	0	0	0	0	0	0	0	0	0	0	0	0	0	0	0	0	0	0	0	L	24-38
11/19	Jaguars	S	2	0	2	0.0	0.0	0	0	0	0	0	0	0	1	0	0	0	0	0	0	0	0	0	0	0	L	7-19
11/26	at Bengals	S	7	4	3	0.0	0.0	0	0	0	0	0	0	0	0	0	0	0	0	0	0	0	0	0	0	0	L	16-30
12/03	at Chargers	S	4	4	0	0.0	0.0	0	0	0	0	0	0	0	0	0	0	0	0	0	0	0	0	0	0	0	L	10-19
12/10	Packers										ON INACTIVE LIST																L	21-27+
12/17	Ravens	S	7	5	2	0.0	0.0	0	0	0	0	0	0	0	0	0	0	0	0	0	0	0	0	0	0	0	L	10-27
12/24	at Bears	S	3	3	0	0.0	0.0	0	0	0	0	0	0	0	0	0	0	0	0	0	0	0	0	0	0	0	L	3-20
12/31	at Steelers	S	4	4	0	0.0	0.0	1	11	0	1	0	0	0	1	0	0	0	0	0	0	0	0	0	0	0	L	24-28
2017 TOTALS		**13-13**	**57**	**44**	**13**	**0.0**	**0.0**	**1**	**11**	**0**	**1**	**0**	**0**	**0**	**3**	**0**	**0**	**0**	**0**	**1**	**1**	**0**	**0**	**1**	**0**	**0**	**0-16**	

+ - Overtime



JAMES PIERRE

CB

42

HEIGHT: 6-2
WEIGHT: 185
BORN: September 16, 1996
COLLEGE: Florida Atlantic

HOW ACQUIRED: FA '24
NFL EXPERIENCE: 6th year
BIRTHPLACE Deerfield Beach, FL

PRO CAREER

- Has played in 81 regular-season games (eight starts) in his five-year career with Pittsburgh (2020-23, 2024; Washington 2024)
- Has registered 71 tackles, (60 solo), 11 passes defensed, three interceptions, one forced fumble on defense and one tackle for loss
- Has recorded 46 tackles (28 solo), four forced fumbles and one fumble recovery on special teams
- Made NFL debut in Week 1 of 2020 (at N.Y. Giants)
- Made NFL starting debut in Week 2 of 2021 (vs. Las Vegas)

2024 (COMMANDERS/STEELERS)

- Played in 15 regular-season games (two starts)
- Recorded 12 tackles (eight solo), three passes defensed, and one interception
- Picked off QB Jameis Winston in Week 14 at Cleveland for his third career interception
- Registered 11 tackles on special teams, including nine solo stops

2023 (STEELERS)

- Played in 16 regular-season games, primarily on special teams
- Registered seven tackles on special teams, including five solo stops

2022 (STEELERS)

- Played in all 17 regular-season games (two starts)
- Registered 20 tackles (16 solo), four passes defensed, one interception and one tackle for loss
- Recorded nine tackles (five solo) and one fumble recovery on special teams
- Picked off QB Matt Ryan in Week 12 at Indianapolis for his second career interception

2021 (STEELERS)

- Played in 17 games (four starts)
- Registered 37 tackles (34 solo), four passes defensed, one interception and one forced fumble
- Made 10 tackles (three solo) and two forced fumbles on special teams
- Made his first career start at left cornerback in place of an injured Joe Haden (Week 2 vs Cincinnati)
- Recorded his first career interception in Week 5 vs Denver, picking off QB Teddy Bridgewater
- Recorded his first career forced fumble in Week 6 vs Seattle

2020 (STEELERS)

- Played in all 16 regular-season games, primarily on special teams
- Recorded nine tackles on special teams, including six solo stops
- His nine tackles on special teams were tied for the team lead
- His six solo stops on special teams led the team
- Recorded his only tackle and tackle for loss in Week 10 at Jacksonville

TRANSACTIONS

- Signed a one-year contract with Pittsburgh on March 20, 2025
- Signed to the Steelers active roster on Sept. 24, 2024
- Signed to the Steelers practice squad on Sept. 17, 2024
- Waived by Washington on Aug. 27, 2024
- Signed a one-year contract with Washington on Mar. 21, 2024
- Signed a one-year contract with Pittsburgh on Mar. 21, 2023
- Signed with the Steelers as an undrafted free agent on April 28, 2020

COLLEGE

- Three-year letterwinner and two-year starter at Florida Atlantic (2017-19)
- Appeared in 39 games in his career (22 starts)
- Recorded 120 career tackles, 8.5 tackles for loss, three interceptions, 18 passes defended and two forced fumbles
- Named 2019 C-USA honorable mention

PERSONAL

- Attended Deerfield Beach HS (Deerfield Beach, Fla.)
- Three-star rated and No. 48 safety in the Class of 2016 by 247Sports.com
- Full name: James Pierre

JAMES PIERRE'S NFL REGULAR SEASON DEFENSIVE STATISTICS

				TACKLES								INTERCEPTIONS					O. FUMB				ST					MISC	
DATE	TEAM	GP	GS	TK	S	A	TFL	YDS	SK	YDS	QBH	NO	YDS	LG	TD	PD	FF	FR	TD	YDS	TK	S	A	FF	FR	S	A
2020	Steelers	16	0	1	1	0	1	1	0.0	0.0	0	0	0	0	0	0	0	0	0	0	9	6	3	0	0	0	0
2021	Steelers	17	4	37	34	3	0	0	0.0	0.0	0	1	0	0	0	4	1	0	0	0	10	3	7	2	0	0	0
2022	Steelers	17	2	20	16	4	0	0	0.0	0.0	0	1	0	0	0	4	0	0	0	0	9	5	4	0	1	0	0
2023	Steelers	16	0	1	1	0	0	0	0.0	0.0	0	0	0	0	0	0	0	0	0	0	7	5	2	0	0	0	0
2024	Commanders	0	0	0	0	0	0	0	0.0	0.0	0	0	0	0	0	0	0	0	0	0	0	0	0	0	0	0	0
Went from **Washington** to **Pittsburgh**.																											
2024	Steelers	15	2	12	8	4	0	0	0.0	0.0	0	1	18	18	0	3	0	0	0	0	11	9	2	2	0	0	0
2024	TOTAL	15	2	12	8	4	0	0	0.0	0.0	0	1	18	18	0	3	0	0	0	0	11	9	2	2	0	0	0
2025	Steelers	8	0	5	3	2	1	2	0.0	0.0	0	0	0	0	0	4	0	0	0	0	1	0	1	0	0	0	0
NFL TOTALS		**89**	**8**	**76**	**63**	**13**	**2**	**3**	**0.0**	**0.0**	**0**	**3**	**18**	**18**	**0**	**15**	**1**	**0**	**0**	**0**	**47**	**28**	**19**	**4**	**1**	**0**	**0**

JAMES PIERRE'S NFL POSTSEASON DEFENSIVE STATISTICS

				TACKLES								INTERCEPTIONS					O. FUMB				ST					MISC	
DATE	TEAM	GP	GS	TK	S	A	TFL	YDS	SK	YDS	QBH	NO	YDS	LG	TD	PD	FF	FR	TD	YDS	TK	S	A	FF	FR	S	A
2020	Steelers	1	0	0	0	0	0	0	0.0	0.0	0	0	0	0	0	1	0	0	0	0	2	2	0	0	0	0	0
2021	Steelers	0	0	0	0	0	0	0	0.0	0.0	0	0	0	0	0	0	0	0	0	0	0	0	0	0	0	0	0
2023	Steelers	1	0	0	0	0	0	0	0.0	0.0	0	0	0	0	0	0	0	0	0	0	0	0	0	0	0	0	0
2024	Steelers	1	0	0	0	0	0	0	0.0	0.0	0	0	0	0	0	0	0	0	0	0	0	0	0	0	0	0	0
NFL TOTALS		**3**	**0**	**0**	**0**	**0**	**0**	**0**	**0.0**	**0.0**	**0**	**0**	**0**	**0**	**0**	**1**	**0**	**0**	**0**	**0**	**2**	**2**	**0**	**0**	**0**	**0**	**0**

SINGLE-GAME HIGHS: DEFENSIVE

Total Tackles 6 vs. Denver Broncos, Oct 10, 2021
6 vs. Las Vegas Raiders, Sep 19, 2021
...1 more at 6.

Solo Tackles 6 vs. Denver Broncos, Oct 10, 2021
6 vs. Las Vegas Raiders, Sep 19, 2021
...1 more at 6.

Passes Defensed 2 vs. Minnesota Vikings, Sep 28, 2025
2 vs. Denver Broncos, Oct 10, 2021

Forced Fumbles 1 vs. Seattle Seahawks, Oct 17, 2021

Tackles For Loss 1 vs. Cleveland Browns, Oct 12, 2025
1 at Jacksonville Jaguars, Nov 22, 2020

Interceptions 1 vs. Cleveland Browns, Dec 08, 2024
1 at Indianapolis Colts, Nov 28, 2022
...1 more at 1.

Special Teams Tackles 3 vs. Green Bay Packers, Nov 12, 2023
2 vs. New York Giants, Oct 28, 2024
...6 more at 2.

Special Teams Forced Fumbles 1 vs. Tennessee Titans, Dec 19, 2021
1 vs. Chicago Bears, Nov 08, 2021

SINGLE-GAME HIGHS - POSTSEASON: DEFENSIVE

Passes Defensed 1 vs. Cleveland Browns, Jan 10, 2021

Special Teams Tackles 2 vs. Cleveland Browns, Jan 10, 2021

2025 GAME-BY-GAME REGULAR-SEASON STATISTICS (STEELERS)

			TACKLES								INTERCEPTIONS					O. FUMB				ST					MISC			
DATE	OPPONENT	P/S	TK	S	A	SK	YDS	TFL	YDS	QBH	NO	YDS	LG	TD	PD	FF	FR	TD	YDS	TK	S	A	FF	FR	S	A	W/L	SCORE
09/07	at Jets		PRACTICE SQUAD																								W	34-32
09/14	Seahawks	P	0	0	0	0.0	0.0	0	0	0	0	0	0	0	0	0	0	0	0	0	0	0	0	0	0	0	L	17-31
09/21	at Patriots	P	2	2	0	0.0	0.0	0	0	0	0	0	0	0	0	0	0	0	0	0	0	0	0	0	0	0	W	21-14
09/28	Vikings	P	1	0	1	0.0	0.0	0	0	0	0	0	0	0	2	0	0	0	0	0	0	0	0	0	0	0	W	24-21
10/12	Browns	P	2	1	1	0.0	0.0	1	2	0	0	0	0	0	1	0	0	0	0	1	0	1	0	0	0	0	W	23-9
10/16	at Bengals	P	0	0	0	0.0	0.0	0	0	0	0	0	0	0	0	0	0	0	0	0	0	0	0	0	0	0	L	31-33
10/26	Packers	P	0	0	0	0.0	0.0	0	0	0	0	0	0	0	0	0	0	0	0	0	0	0	0	0	0	0	L	25-35
11/02	Colts	P	0	0	0	0.0	0.0	0	0	0	0	0	0	0	1	0	0	0	0	0	0	0	0	0	0	0	W	27-20
2025 TOTALS		**7-0**	**5**	**3**	**2**	**0.0**	**0.0**	**1**	**2**	**0**	**0**	**0**	**0**	**0**	**4**	**0**	**0**	**0**	**0**	**1**	**0**	**1**	**0**	**0**	**0**	**0**	**5-3**	

2024 GAME-BY-GAME REGULAR-SEASON STATISTICS (COMMANDERS/STEELERS)

			TACKLES								INTERCEPTIONS					O. FUMB				ST					MISC			
DATE	OPPONENT	P/S	TK	S	A	SK	YDS	TFL	YDS	QBH	NO	YDS	LG	TD	PD	FF	FR	TD	YDS	TK	S	A	FF	FR	S	A	W/L	SCORE
09/08	at Buccaneers		DID NOT PLAY																								L	20-37
Went from **Commanders** to **Steelers**.																												
09/22	Chargers		PRACTICE SQUAD																								W	20-10
09/29	at Colts	P	0	0	0	0.0	0.0	0	0	0	0	0	0	0	0	0	0	0	0	0	0	0	0	0	0	0	L	24-27
10/06	Cowboys	P	0	0	0	0.0	0.0	0	0	0	0	0	0	0	0	0	0	0	0	0	0	0	0	0	0	0	L	17-20
10/13	at Raiders	P	0	0	0	0.0	0.0	0	0	0	0	0	0	0	0	0	0	0	0	0	0	0	0	0	0	0	W	32-13
10/20	Jets	P	3	3	0	0.0	0.0	0	0	0	0	0	0	0	0	0	0	0	0	2	2	0	1	0	0	0	W	37-15
10/28	Giants	P	0	0	0	0.0	0.0	0	0	0	0	0	0	0	0	0	0	0	0	2	1	1	0	0	0	0	W	26-18
11/10	at Commanders	P	1	1	0	0.0	0.0	0	0	0	0	0	0	0	1	0	0	0	0	1	1	0	0	0	0	0	W	28-27
11/17	Ravens	P	0	0	0	0.0	0.0	0	0	0	0	0	0	0	0	0	0	0	0	1	1	0	0	0	0	0	W	18-16
11/21	at Browns	P	0	0	0	0.0	0.0	0	0	0	0	0	0	0	0	0	0	0	0	0	0	0	0	0	0	0	L	19-24
12/01	at Bengals	P	0	0	0	0.0	0.0	0	0	0	0	0	0	0	0	0	0	0	0	1	1	0	0	0	0	0	W	44-38
12/08	Browns	P	1	0	1	0.0	0.0	0	0	0	1	18	18	0	1	0	0	0	0	1	1	0	0	0	0	0	W	27-14
12/15	at Eagles	P	4	3	1	0.0	0.0	0	0	0	0	0	0	0	0	0	0	0	0	1	0	1	0	0	0	0	L	13-27
12/21	at Ravens	S	3	1	2	0.0	0.0	0	0	0	0	0	0	0	0	0	0	0	0	1	1	0	1	0	0	0	L	17-34
12/25	Chiefs	S	0	0	0	0.0	0.0	0	0	0	0	0	0	0	1	0	0	0	0	1	1	0	0	0	0	0	L	10-29
01/04	Bengals	P	0	0	0	0.0	0.0	0	0	0	0	0	0	0	0	0	0	0	0	0	0	0	0	0	0	0	L	17-19
2024 TOTALS		**14-2**	**12**	**8**	**4**	**0.0**	**0.0**	**0**	**0**	**0**	**1**	**18**	**18**	**0**	**3**	**0**	**0**	**0**	**0**	**11**	**9**	**2**	**2**	**0**	**0**	**0**	**8-8**	

2023 GAME-BY-GAME REGULAR-SEASON STATISTICS (STEELERS)

			TACKLES								INTERCEPTIONS					O. FUMB				ST					MISC			
DATE	OPPONENT	P/S	TK	S	A	SK	YDS	TFL	YDS	QBH	NO	YDS	LG	TD	PD	FF	FR	TD	YDS	TK	S	A	FF	FR	S	A	W/L	SCORE
09/10	49ers	P	0	0	0	0.0	0.0	0	0	0	0	0	0	0	0	0	0	0	0	0	0	0	0	0	0	0	L	7-30
09/18	Browns	P	0	0	0	0.0	0.0	0	0	0	0	0	0	0	0	0	0	0	0	0	0	0	0	0	0	0	W	26-22
09/24	at Raiders	P	0	0	0	0.0	0.0	0	0	0	0	0	0	0	0	0	0	0	0	0	0	0	0	0	0	0	W	23-18
10/01	at Texans	P	0	0	0	0.0	0.0	0	0	0	0	0	0	0	0	0	0	0	0	0	0	0	0	0	0	0	L	6-30
10/08	Ravens	P	0	0	0	0.0	0.0	0	0	0	0	0	0	0	0	0	0	0	0	1	0	1	0	0	0	0	W	17-10
10/22	at Rams	P	0	0	0	0.0	0.0	0	0	0	0	0	0	0	0	0	0	0	0	0	0	0	0	0	0	0	W	24-17
10/29	Jaguars	P	0	0	0	0.0	0.0	0	0	0	0	0	0	0	0	0	0	0	0	1	1	0	0	0	0	0	L	10-20
11/02	Titans	P	0	0	0	0.0	0.0	0	0	0	0	0	0	0	0	0	0	0	0	0	0	0	0	0	0	0	W	20-16
11/12	Packers	P	0	0	0	0.0	0.0	0	0	0	0	0	0	0	0	0	0	0	0	3	3	0	0	0	0	0	W	23-19
11/19	at Browns	P	0	0	0	0.0	0.0	0	0	0	0	0	0	0	0	0	0	0	0	0	0	0	0	0	0	0	L	10-13
11/26	at Bengals	P	0	0	0	0.0	0.0	0	0	0	0	0	0	0	0	0	0	0	0	0	0	0	0	0	0	0	W	16-10
12/03	Cardinals	P	0	0	0	0.0	0.0	0	0	0	0	0	0	0	0	0	0	0	0	2	1	1	0	0	0	0	L	10-24
12/07	Patriots													INACTIVE													L	18-21
12/16	at Colts	P	1	1	0	0.0	0.0	0	0	0	0	0	0	0	0	0	0	0	0	0	0	0	0	0	0	0	L	13-30
12/23	Bengals	P	0	0	0	0.0	0.0	0	0	0	0	0	0	0	0	0	0	0	0	0	0	0	0	0	0	0	W	34-11
12/31	at Seahawks	P	0	0	0	0.0	0.0	0	0	0	0	0	0	0	0	0	0	0	0	0	0	0	0	0	0	0	W	30-23
01/06	at Ravens	P	0	0	0	0.0	0.0	0	0	0	0	0	0	0	0	0	0	0	0	0	0	0	0	0	0	0	W	17-10
2023 TOTALS		**16-0**	**1**	**1**	**0**	**0.0**	**0.0**	**0**	**0**	**0**	**0**	**0**	**0**	**0**	**0**	**0**	**0**	**0**	**0**	**7**	**5**	**2**	**0**	**0**	**0**	**0**	**10-7**	

2022 GAME-BY-GAME REGULAR-SEASON STATISTICS (STEELERS)

			TACKLES								INTERCEPTIONS					O. FUMB				ST					MISC			
DATE	OPPONENT	P/S	TK	S	A	SK	YDS	TFL	YDS	QBH	NO	YDS	LG	TD	PD	FF	FR	TD	YDS	TK	S	A	FF	FR	S	A	W/L/T	SCORE
09/11	at Bengals	P	0	0	0	0.0	0.0	0	0	0	0	0	0	0	0	0	0	0	0	0	0	0	0	0	0	0	W	23-20+
09/18	Patriots	P	0	0	0	0.0	0.0	0	0	0	0	0	0	0	0	0	0	0	0	1	1	0	0	0	0	0	L	14-17
09/22	at Browns	P	0	0	0	0.0	0.0	0	0	0	0	0	0	0	0	0	0	0	0	2	2	0	0	0	0	0	L	17-29
10/02	Jets	P	0	0	0	0.0	0.0	0	0	0	0	0	0	0	0	0	0	0	0	0	0	0	0	1	0	0	L	20-24
10/09	at Bills	P	5	5	0	0.0	0.0	0	0	0	0	0	0	0	1	0	0	0	0	0	0	0	0	0	0	0	L	3-38
10/16	Buccaneers	S	3	2	1	0.0	0.0	0	0	0	0	0	0	0	0	0	0	0	0	0	0	0	0	0	0	0	W	20-18
10/23	at Dolphins	S	3	3	0	0.0	0.0	0	0	0	0	0	0	0	0	0	0	0	0	0	0	0	0	0	0	0	L	10-16
10/30	at Eagles	P	2	2	0	0.0	0.0	0	0	0	0	0	0	0	1	0	0	0	0	0	0	0	0	0	0	0	L	13-35
11/13	Saints	P	0	0	0	0.0	0.0	0	0	0	0	0	0	0	0	0	0	0	0	1	0	1	0	0	0	0	W	20-10
11/20	Bengals	P	0	0	0	0.0	0.0	0	0	0	0	0	0	0	0	0	0	0	0	1	1	0	0	0	0	0	L	30-37
11/28	at Colts	P	0	0	0	0.0	0.0	0	0	0	1	0	0	0	1	0	0	0	0	0	0	0	0	0	0	0	W	24-17
12/04	at Falcons	P	1	1	0	0.0	0.0	0	0	0	0	0	0	0	0	0	0	0	0	0	0	0	0	0	0	0	W	19-16
12/11	Ravens	P	2	1	1	0.0	0.0	0	0	0	0	0	0	0	0	0	0	0	0	0	0	0	0	0	0	0	L	14-16
12/18	at Panthers	P	2	1	1	0.0	0.0	0	0	0	0	0	0	0	0	0	0	0	0	1	0	1	0	0	0	0	W	24-16
12/24	Raiders	P	0	0	0	0.0	0.0	0	0	0	0	0	0	0	0	0	0	0	0	0	0	0	0	0	0	0	W	13-10
01/01	at Ravens	P	0	0	0	0.0	0.0	0	0	0	0	0	0	0	0	0	0	0	0	1	0	1	0	0	0	0	W	16-13
01/08	Browns	P	2	1	1	0.0	0.0	0	0	0	0	0	0	0	1	0	0	0	0	2	1	1	0	0	0	0	W	28-14
2022 TOTALS		**17-2**	**20**	**16**	**4**	**0.0**	**0.0**	**0**	**0**	**0**	**1**	**0**	**0**	**0**	**4**	**0**	**0**	**0**	**0**	**9**	**5**	**4**	**0**	**1**	**0**	**0**	**9-8**	

+ - Overtime

2021 GAME-BY-GAME REGULAR-SEASON STATISTICS (STEELERS)

			TACKLES								INTERCEPTIONS					O. FUMB				ST					MISC			
DATE	OPPONENT	P/S	TK	S	A	SK	YDS	TFL	YDS	QBH	NO	YDS	LG	TD	PD	FF	FR	TD	YDS	TK	S	A	FF	FR	S	A	W/L	SCORE
09/12	at Bills	P	6	6	0	0.0	0.0	0	0	0	0	0	0	0	1	0	0	0	0	1	0	1	0	0	0	0	W	23-16
09/19	Raiders	S	6	6	0	0.0	0.0	0	0	0	0	0	0	0	0	0	0	0	0	1	0	1	0	0	0	0	L	17-26
09/26	Bengals	P	0	0	0	0.0	0.0	0	0	0	0	0	0	0	1	0	0	0	0	1	1	0	0	0	0	0	L	10-24
10/03	at Packers	P	1	1	0	0.0	0.0	0	0	0	0	0	0	0	0	0	0	0	0	0	0	0	0	0	0	0	L	17-27
10/10	Broncos	S	6	6	0	0.0	0.0	0	0	0	1	0	0	0	2	0	0	0	0	0	0	0	0	0	0	0	W	27-19
10/17	Seahawks	P	3	2	1	0.0	0.0	0	0	0	0	0	0	0	0	1	0	0	0	1	0	1	0	0	0	0	W	23-20+
10/31	at Browns	P	0	0	0	0.0	0.0	0	0	0	0	0	0	0	0	0	0	0	0	0	0	0	0	0	0	0	W	15-10
11/08	Bears	P	1	1	0	0.0	0.0	0	0	0	0	0	0	0	0	0	0	0	0	1	1	0	1	0	0	0	W	29-27
11/14	Lions	P	5	4	1	0.0	0.0	0	0	0	0	0	0	0	0	0	0	0	0	2	0	2	0	0	0	0	T	16-16
11/21	at Chargers	S	5	5	0	0.0	0.0	0	0	0	0	0	0	0	0	0	0	0	0	0	0	0	0	0	0	0	L	37-41
11/28	at Bengals	S	4	3	1	0.0	0.0	0	0	0	0	0	0	0	0	0	0	0	0	0	0	0	0	0	0	0	L	10-41
12/05	Ravens	P	0	0	0	0.0	0.0	0	0	0	0	0	0	0	0	0	0	0	0	1	0	1	0	0	0	0	W	20-19
12/09	at Vikings	P	0	0	0	0.0	0.0	0	0	0	0	0	0	0	0	0	0	0	0	0	0	0	0	0	0	0	L	28-36
12/19	Titans	P	0	0	0	0.0	0.0	0	0	0	0	0	0	0	0	0	0	0	0	1	1	0	1	0	0	0	W	19-13
12/26	at Chiefs	P	0	0	0	0.0	0.0	0	0	0	0	0	0	0	0	0	0	0	0	0	0	0	0	0	0	0	L	10-36
01/03	Browns	P	0	0	0	0.0	0.0	0	0	0	0	0	0	0	0	0	0	0	0	0	0	0	0	0	0	0	W	26-14
01/09	at Ravens	P	0	0	0	0.0	0.0	0	0	0	0	0	0	0	0	0	0	0	0	1	0	1	0	0	0	0	W	16-13+
2021 TOTALS		**17-4**	**37**	**34**	**3**	**0.0**	**0.0**	**0**	**0**	**0**	**1**	**0**	**0**	**0**	**4**	**1**	**0**	**0**	**0**	**10**	**3**	**7**	**2**	**0**	**0**	**0**	**9-7-1**	

+ - Overtime

2020 GAME-BY-GAME REGULAR-SEASON STATISTICS (STEELERS)

			TACKLES								INTERCEPTIONS					O. FUMB				ST					MISC			
DATE	OPPONENT	P/S	TK	S	A	SK	YDS	TFL	YDS	QBH	NO	YDS	LG	TD	PD	FF	FR	TD	YDS	TK	S	A	FF	FR	S	A	W/L	SCORE
09/14	at Giants	P	0	0	0	0.0	0.0	0	0	0	0	0	0	0	0	0	0	0	0	0	0	0	0	0	0	0	W	26-16
09/20	Broncos	P	0	0	0	0.0	0.0	0	0	0	0	0	0	0	0	0	0	0	0	0	0	0	0	0	0	0	W	26-21
09/27	Texans	P	0	0	0	0.0	0.0	0	0	0	0	0	0	0	0	0	0	0	0	0	0	0	0	0	0	0	W	28-21
10/11	Eagles	P	0	0	0	0.0	0.0	0	0	0	0	0	0	0	0	0	0	0	0	1	1	0	0	0	0	0	W	38-29
10/18	Browns	P	0	0	0	0.0	0.0	0	0	0	0	0	0	0	0	0	0	0	0	1	1	0	0	0	0	0	W	38-7
10/25	at Titans	P	0	0	0	0.0	0.0	0	0	0	0	0	0	0	0	0	0	0	0	2	2	0	0	0	0	0	W	27-24
11/01	at Ravens	P	0	0	0	0.0	0.0	0	0	0	0	0	0	0	0	0	0	0	0	0	0	0	0	0	0	0	W	28-24
11/08	at Cowboys	P	0	0	0	0.0	0.0	0	0	0	0	0	0	0	0	0	0	0	0	1	1	0	0	0	0	0	W	24-19
11/15	Bengals	P	0	0	0	0.0	0.0	0	0	0	0	0	0	0	0	0	0	0	0	0	0	0	0	0	0	0	W	36-10
11/22	at Jaguars	P	1	1	0	0.0	0.0	1	1	0	0	0	0	0	0	0	0	0	0	1	1	0	0	0	0	0	W	27-3
12/02	Ravens	P	0	0	0	0.0	0.0	0	0	0	0	0	0	0	0	0	0	0	0	1	0	1	0	0	0	0	W	19-14
12/07	Football Team	P	0	0	0	0.0	0.0	0	0	0	0	0	0	0	0	0	0	0	0	0	0	0	0	0	0	0	L	17-23
12/13	at Bills	P	0	0	0	0.0	0.0	0	0	0	0	0	0	0	0	0	0	0	0	0	0	0	0	0	0	0	L	15-26
12/21	at Bengals	P	0	0	0	0.0	0.0	0	0	0	0	0	0	0	0	0	0	0	0	0	0	0	0	0	0	0	L	17-27
12/27	Colts	P	0	0	0	0.0	0.0	0	0	0	0	0	0	0	0	0	0	0	0	1	0	1	0	0	0	0	W	28-24
01/03	at Browns	P	0	0	0	0.0	0.0	0	0	0	0	0	0	0	0	0	0	0	0	1	0	1	0	0	0	0	L	22-24
2020 TOTALS		**16-0**	**1**	**1**	**0**	**0.0**	**0.0**	**1**	**1**	**0**	**0**	**0**	**0**	**0**	**0**	**0**	**0**	**0**	**0**	**9**	**6**	**3**	**0**	**0**	**0**	**0**	**12-4**	

2024 GAME-BY-GAME POSTSEASON STATISTICS (STEELERS)

			TACKLES								INTERCEPTIONS					O. FUMB				ST					MISC			
DATE	OPPONENT	P/S	TK	S	A	SK	YDS	TFL	YDS	QBH	NO	YDS	LG	TD	PD	FF	FR	TD	YDS	TK	S	A	FF	FR	S	A	W/L	SCORE
01/11	at Ravens	P	0	0	0	0.0	0.0	0	0	0	0	0	0	0	0	0	0	0	0	0	0	0	0	0	0	0	L	14-28
2024 TOTALS		**1-0**	**0**	**0**	**0**	**0.0**	**0.0**	**0**	**0**	**0**	**0**	**0**	**0**	**0**	**0**	**0**	**0**	**0**	**0**	**0**	**0**	**0**	**0**	**0**	**0**	**0**	**0-1**	

2023 GAME-BY-GAME POSTSEASON STATISTICS (STEELERS)

			TACKLES								INTERCEPTIONS					O. FUMB				ST					MISC			
DATE	OPPONENT	P/S	TK	S	A	SK	YDS	TFL	YDS	QBH	NO	YDS	LG	TD	PD	FF	FR	TD	YDS	TK	S	A	FF	FR	S	A	W/L	SCORE
01/15	at Bills	P	0	0	0	0.0	0.0	0	0	0	0	0	0	0	0	0	0	0	0	0	0	0	0	0	0	0	L	17-31
2023 TOTALS		**1-0**	**0**	**0**	**0**	**0.0**	**0.0**	**0**	**0**	**0**	**0**	**0**	**0**	**0**	**0**	**0**	**0**	**0**	**0**	**0**	**0**	**0**	**0**	**0**	**0**	**0**	**0-1**	



JOEY PORTER JR.

CB

24

HEIGHT: 6-2
WEIGHT: 193
BORN: July 26, 2000
COLLEGE: Penn State

HOW ACQUIRED: D2a '23
NFL EXPERIENCE: 3rd year
BIRTHPLACE Bakersfield, CA

PRO CAREER

- Has played in 33 regular-season games (27 starts) over his two-year NFL career (Steelers 2023-24)
- Has registered 112 tackles (85 solo), 17 passes defensed, two interception and three tackles for loss
- Selected to the 2023 Pro Football Writers of America (PFWA) All-Rookie team
- Captured the Joe Greene Great Performance Award, presented to the team's top rookie
- Finalist for Associated Press NFL Defensive Rookie of the Year
- Made NFL debut in Week 1 of 2023 (vs. San Francisco)
- Made NFL starting debut in Week 8 of 2023 (vs. Jacksonville)

2024 (STEELERS)

- Played in 16 regular-season games (16 starts)
- Registered 70 tackles (53 solo), 7 passes defensed, one interception and two tackles for loss
- Tallied a career-high nine solo tackles in Week 8 vs. the Giants
- Picked off QB Dak Prescott in Week 5 vs. the Cowboys

2023 (STEELERS)

- Played in 17 regular-season games (11 starts)
- Registered 42 tackles (32 solo), 10 passes defensed, one interception and one tackle for loss
- Selected to the 2023 Pro Football Writers of America (PFWA) All-Rookie team
- Captured the Joe Greene Great Performance Award, presented to the team's top rookie
- Finalist for Associated Press NFL Defensive Rookie of the Year
- Registered a 47.6% completion percentage on targets and 70.1 allowed passer rating
- His 47.6% completion percentage on targets and 70.1 allowed passer rating were the League's best among qualifying rookies (min. 60 targets)
- His 47.6% completion percentage on targets was the second-best among all players in the NFL in 2023

TRANSACTIONS

- Signed a four-year contract with Pittsburgh on July 26, 2023
- Drafted by the Steelers in the second round (32nd overall) of the 2023 NFL Draft

PERSONAL

- Full name is Joey Eugene Porter Jr.
- Son of Christy and Joey Porter Sr.
- Has two brothers, Jacob and Willie, and two sisters, Jayla and Jasmine
- Father, Joey Sr., was the outside linebackers coach for the NFL's Pittsburgh Steelers (2015-18)
- Father played football at Colorado State (1995-99) and played 13 seasons for the NFL's Pittsburgh Steelers, Miami Dolphins and Arizona Cardinals
- Cousin, Jason Gildon, played football at Oklahoma State (1990-94) and played 10 years for the Steelers and one season for the Jacksonville Jaguars
- Cousin, Larry Birdine Jr., played football at Oklahoma State and three seasons in the NFL
- Cousin, Sheldon Croney Jr., currently plays football at Iowa State
- Hobbies include playing video games
- Has volunteered feeding the homeless and at special needs activity day
- Plans to take over his mother's business, The Jasmine Nyree Day Center, working with autistic children after his NFL career

COLLEGE

- Appeared in 35 games (31 starts) at Penn State (2019-22)
- Recorded 94 tackles (87 solo), two tackles for loss, 1.0 sack, one interception, 20 pass breakups, one forced fumble and one fumble recovery
- Registered school-record six pass breakups at Purdue in 2022, which tied a then-Big Ten record for a single game with Michigan's Jourdan Lewis (vs. Michigan State, 2015) and Minnesota's Michael Carter (vs. Purdue, 2012)
- The six breakups were tied for the second-most in an FBS game this in '22
- Named 2022 All-American second team by the AFCA, Associated Press, FWAA, Walter Camp Football Foundation and CBS Sports
- Named 2022 All-Big Ten first team by the coaches and media
- Tabbed 2022 Associated Press All-Big Ten first team
- Named 2022 Pro Football Focus All-Big Ten second team
- Earned the team's 2022 Most Valuable Defensive Player
- 2022 Jim Thorpe Award, Chuck Bednarik Award and Lott IMPACT Trophy semifinalist
- Earned the 2022 Bednarik Award National Player of the Week (Sept. 6)
- Named 2021 All-Big Ten third team by the coaches and honorable mention by the media
- Earned 2021 All-Big Ten third team honors from the media and honorable mention from the coaches
- Named Big Ten Freshman of the Week (Dec. 7)
- Targeted 14 times in 2022 season opener vs. Purdue (had school-record 6 PBUs)
- Targeted only 16 times over final nine games (with 5 PBUs) in 2022
- Led Power 5 with a 40.0 forced incompletion percentage

JOEY PORTER JR.'S NFL REGULAR SEASON DEFENSIVE STATISTICS

				TACKLES								INTERCEPTIONS					O. FUMB				ST					MISC	
DATE	TEAM	GP	GS	TK	S	A	TFL	YDS	SK	YDS	QBH	NO	YDS	LG	TD	PD	FF	FR	TD	YDS	TK	S	A	FF	FR	S	A
2023	Steelers	17	11	42	32	10	1	5	0.0	0.0	0	1	0	0	0	10	0	0	0	0	1	0	1	0	0	0	0
2024	Steelers	16	16	70	53	17	2	4	0.0	0.0	0	1	16	16	0	7	0	0	0	0	0	0	0	0	0	0	0
2025	Steelers	5	5	22	17	5	0	0	1.0	0.0	0	1	0	0	0	9	0	0	0	0	0	0	0	0	0	0	0
NFL TOTALS		38	32	134	102	32	3	9	1.0	0.0	0	3	16	16	0	26	0	0	0	0	1	0	1	0	0	0	0

JOEY PORTER JR.'S NFL POSTSEASON DEFENSIVE STATISTICS

				TACKLES								INTERCEPTIONS					O. FUMB				ST					MISC	
DATE	TEAM	GP	GS	TK	S	A	TFL	YDS	SK	YDS	QBH	NO	YDS	LG	TD	PD	FF	FR	TD	YDS	TK	S	A	FF	FR	S	A
2023	Steelers	1	1	2	2	0	0	0	0.0	0.0	0	0	0	0	0	0	0	0	0	0	0	0	0	0	0	0	0
2024	Steelers	1	1	6	6	0	0	0	0.0	0.0	0	0	0	0	0	1	0	0	0	0	0	0	0	0	0	0	0
NFL TOTALS		2	2	8	8	0	0	0	0.0	0.0	0	0	0	0	0	1	0	0	0	0	0	0	0	0	0	0	0

SINGLE-GAME HIGHS: DEFENSIVE

Total Tackles 9 vs. New York Giants, Oct 28, 2024
8 vs. Indianapolis Colts, Nov 02, 2025

Solo Tackles 6 vs. Indianapolis Colts, Nov 02, 2025
6 vs. Cincinnati Bengals, Jan 04, 2025

Sacks 1.0 vs. Indianapolis Colts, Nov 02, 2025

Passes Defensed 4 vs. Indianapolis Colts, Nov 02, 2025
2 at Cincinnati Bengals, Oct 16, 2025
...2 more at 2.

Tackles For Loss 1 vs. New York Jets, Oct 20, 2024
1 vs. Los Angeles Chargers, Sep 22, 2024
...1 more at 1.

Interceptions 1 vs. Indianapolis Colts, Nov 02, 2025
1 vs. Dallas Cowboys, Oct 06, 2024
...1 more at 1.

Interception Return Yards 16 vs. Dallas Cowboys, Oct 06, 2024

Special Teams Tackles 1 at Houston Texans, Oct 01, 2023

SINGLE-GAME HIGHS - POSTSEASON: DEFENSIVE

Total Tackles 6 at Baltimore Ravens, Jan 11, 2025
2 at Buffalo Bills, Jan 15, 2024

Solo Tackles 6 at Baltimore Ravens, Jan 11, 2025
2 at Buffalo Bills, Jan 15, 2024

Passes Defensed 1 at Baltimore Ravens, Jan 11, 2025

2025 GAME-BY-GAME REGULAR-SEASON STATISTICS (STEELERS)

			TACKLES								INTERCEPTIONS					O. FUMB				ST					MISC			
DATE	OPPONENT	P/S	TK	S	A	SK	YDS	TFL	YDS	QBH	NO	YDS	LG	TD	PD	FF	FR	TD	YDS	TK	S	A	FF	FR	S	A	W/L	SCORE
09/07	at Jets	S	1	1	0	0.0	0.0	0	0	0	0	0	0	0	0	0	0	0	0	0	0	0	0	0	0	0	W	34-32
09/14	Seahawks										ON INACTIVE LIST																L	17-31
09/21	at Patriots										ON INACTIVE LIST																W	21-14
09/28	Vikings										ON INACTIVE LIST																W	24-21
10/12	Browns	S	5	2	3	0.0	0.0	0	0	0	0	0	0	0	2	0	0	0	0	0	0	0	0	0	0	0	W	23-9
10/16	at Bengals	S	5	5	0	0.0	0.0	0	0	0	0	0	0	0	2	0	0	0	0	0	0	0	0	0	0	0	L	31-33
10/26	Packers	S	3	3	0	0.0	0.0	0	0	0	0	0	0	0	1	0	0	0	0	0	0	0	0	0	0	0	L	25-35
11/02	Colts	S	8	6	2	1.0	0.0	0	0	0	1	0	0	0	4	0	0	0	0	0	0	0	0	0	0	0	W	27-20
2025 TOTALS		5-5	22	17	5	1.0	0.0	0	0	0	1	0	0	0	9	0	0	0	0	0	0	0	0	0	0	0	5-3	

2024 GAME-BY-GAME REGULAR-SEASON STATISTICS (STEELERS)

			TACKLES								INTERCEPTIONS					O. FUMB				ST					MISC			
DATE	OPPONENT	P/S	TK	S	A	SK	YDS	TFL	YDS	QBH	NO	YDS	LG	TD	PD	FF	FR	TD	YDS	TK	S	A	FF	FR	S	A	W/L	SCORE
09/08	at Falcons	S	3	2	1	0.0	0.0	0	0	0	0	0	0	0	0	0	0	0	0	0	0	0	0	0	0	0	W	18-10
09/15	at Broncos	S	2	1	1	0.0	0.0	0	0	0	0	0	0	0	1	0	0	0	0	0	0	0	0	0	0	0	W	13-6
09/22	Chargers	S	4	3	1	0.0	0.0	1	3	0	0	0	0	0	0	0	0	0	0	0	0	0	0	0	0	0	W	20-10
09/29	at Colts	S	4	3	1	0.0	0.0	0	0	0	0	0	0	0	1	0	0	0	0	0	0	0	0	0	0	0	L	24-27
10/06	Cowboys	S	4	3	1	0.0	0.0	0	0	0	1	16	16	0	1	0	0	0	0	0	0	0	0	0	0	0	L	17-20
10/13	at Raiders	S	4	3	1	0.0	0.0	0	0	0	0	0	0	0	0	0	0	0	0	0	0	0	0	0	0	0	W	32-13
10/20	Jets	S	3	2	1	0.0	0.0	1	1	0	0	0	0	0	0	0	0	0	0	0	0	0	0	0	0	0	W	37-15
10/28	Giants	S	9	5	4	0.0	0.0	0	0	0	0	0	0	0	0	0	0	0	0	0	0	0	0	0	0	0	W	26-18
11/10	at Commanders	S	5	5	0	0.0	0.0	0	0	0	0	0	0	0	0	0	0	0	0	0	0	0	0	0	0	0	W	28-27
11/17	Ravens	S	1	0	1	0.0	0.0	0	0	0	0	0	0	0	2	0	0	0	0	0	0	0	0	0	0	0	W	18-16
11/21	at Browns	S	6	5	1	0.0	0.0	0	0	0	0	0	0	0	0	0	0	0	0	0	0	0	0	0	0	0	L	19-24
12/01	at Bengals	S	5	2	3	0.0	0.0	0	0	0	0	0	0	0	0	0	0	0	0	0	0	0	0	0	0	0	W	44-38
12/08	Browns	S	6	5	1	0.0	0.0	0	0	0	0	0	0	0	0	0	0	0	0	0	0	0	0	0	0	0	W	27-14
12/15	at Eagles	S	5	5	0	0.0	0.0	0	0	0	0	0	0	0	1	0	0	0	0	0	0	0	0	0	0	0	L	13-27
12/21	at Ravens	S	3	3	0	0.0	0.0	0	0	0	0	0	0	0	0	0	0	0	0	0	0	0	0	0	0	0	L	17-34
12/25	Chiefs										INACTIVE																L	10-29
01/04	Bengals	S	6	6	0	0.0	0.0	0	0	0	0	0	0	0	1	0	0	0	0	0	0	0	0	0	0	0	L	17-19
2024 TOTALS		16-16	70	53	17	0.0	0.0	2	4	0	1	16	16	0	7	0	0	0	0	0	0	0	0	0	0	0	10-7	

2023 GAME-BY-GAME REGULAR-SEASON STATISTICS (STEELERS)

			TACKLES								INTERCEPTIONS					O. FUMB				ST					MISC			
DATE	OPPONENT	P/S	TK	S	A	SK	YDS	TFL	YDS	QBH	NO	YDS	LG	TD	PD	FF	FR	TD	YDS	TK	S	A	FF	FR	S	A	W/L	SCORE
09/10	49ers	P	1	1	0	0.0	0.0	0	0	0	0	0	0	0	0	0	0	0	0	0	0	0	0	0	0	0	L	7-30
09/18	Browns	P	0	0	0	0.0	0.0	0	0	0	0	0	0	0	1	0	0	0	0	0	0	0	0	0	0	0	W	26-22
09/24	at Raiders	P	2	2	0	0.0	0.0	0	0	0	0	0	0	0	0	0	0	0	0	0	0	0	0	0	0	0	W	23-18
10/01	at Texans	P	0	0	0	0.0	0.0	0	0	0	0	0	0	0	0	0	0	0	0	1	0	1	0	0	0	0	L	6-30
10/08	Ravens	P	2	0	2	0.0	0.0	0	0	0	1	0	0	0	1	0	0	0	0	0	0	0	0	0	0	0	W	17-10
10/22	at Rams	P	3	2	1	0.0	0.0	0	0	0	0	0	0	0	1	0	0	0	0	0	0	0	0	0	0	0	W	24-17
10/29	Jaguars	S	5	4	1	0.0	0.0	0	0	0	0	0	0	0	0	0	0	0	0	0	0	0	0	0	0	0	L	10-20
11/02	Titans	S	3	3	0	0.0	0.0	0	0	0	0	0	0	0	1	0	0	0	0	0	0	0	0	0	0	0	W	20-16
11/12	Packers	S	4	3	1	0.0	0.0	1	5	0	0	0	0	0	0	0	0	0	0	0	0	0	0	0	0	0	W	23-19
11/19	at Browns	S	6	5	1	0.0	0.0	0	0	0	0	0	0	0	1	0	0	0	0	0	0	0	0	0	0	0	L	10-13
11/26	at Bengals	S	2	1	1	0.0	0.0	0	0	0	0	0	0	0	1	0	0	0	0	0	0	0	0	0	0	0	W	16-10
12/03	Cardinals	S	4	2	2	0.0	0.0	0	0	0	0	0	0	0	0	0	0	0	0	0	0	0	0	0	0	0	L	10-24
12/07	Patriots	S	4	4	0	0.0	0.0	0	0	0	0	0	0	0	1	0	0	0	0	0	0	0	0	0	0	0	L	18-21
12/16	at Colts	S	3	2	1	0.0	0.0	0	0	0	0	0	0	0	1	0	0	0	0	0	0	0	0	0	0	0	L	13-30
12/23	Bengals	S	2	2	0	0.0	0.0	0	0	0	0	0	0	0	1	0	0	0	0	0	0	0	0	0	0	0	W	34-11
12/31	at Seahawks	S	1	1	0	0.0	0.0	0	0	0	0	0	0	0	1	0	0	0	0	0	0	0	0	0	0	0	W	30-23
01/06	at Ravens	S	0	0	0	0.0	0.0	0	0	0	0	0	0	0	0	0	0	0	0	0	0	0	0	0	0	0	W	17-10
2023 TOTALS		**17-11**	**42**	**32**	**10**	**0.0**	**0.0**	**1**	**5**	**0**	**1**	**0**	**0**	**0**	**10**	**0**	**0**	**0**	**0**	**1**	**0**	**1**	**0**	**0**	**0**	**0**	**10-7**	

2024 GAME-BY-GAME POSTSEASON STATISTICS (STEELERS)

			TACKLES								INTERCEPTIONS					O. FUMB				ST					MISC			
DATE	OPPONENT	P/S	TK	S	A	SK	YDS	TFL	YDS	QBH	NO	YDS	LG	TD	PD	FF	FR	TD	YDS	TK	S	A	FF	FR	S	A	W/L	SCORE
01/11	at Ravens	S	6	6	0	0.0	0.0	0	0	0	0	0	0	0	1	0	0	0	0	0	0	0	0	0	0	0	L	14-28
2024 TOTALS		**1-1**	**6**	**6**	**0**	**0.0**	**0.0**	**0**	**0**	**0**	**0**	**0**	**0**	**0**	**1**	**0**	**0**	**0**	**0**	**0**	**0**	**0**	**0**	**0**	**0**	**0**	**0-1**	

2023 GAME-BY-GAME POSTSEASON STATISTICS (STEELERS)

			TACKLES								INTERCEPTIONS					O. FUMB				ST					MISC			
DATE	OPPONENT	P/S	TK	S	A	SK	YDS	TFL	YDS	QBH	NO	YDS	LG	TD	PD	FF	FR	TD	YDS	TK	S	A	FF	FR	S	A	W/L	SCORE
01/15	at Bills	S	2	2	0	0.0	0.0	0	0	0	0	0	0	0	0	0	0	0	0	0	0	0	0	0	0	0	L	17-31
2023 TOTALS		**1-1**	**2**	**2**	**0**	**0.0**	**0.0**	**0**	**0**	**0**	**0**	**0**	**0**	**0**	**0**	**0**	**0**	**0**	**0**	**0**	**0**	**0**	**0**	**0**	**0**	**0**	**0-1**	

PATRICK QUEEN

LB

6

HEIGHT: 6-0
WEIGHT: 230
BORN: August 13, 1999
COLLEGE: LSU

HOW ACQUIRED: FA '24
NFL EXPERIENCE: 6th year
BIRTHPLACE Ventress, LA

PRO CAREER

AWARDS

- Associated Press All-Pro Second Team (2023)
- Pro Bowler (2024, 2023)
- Ravens "Media Good Guy," as voted on by local media (2022)
- PFWA All-Rookie Team (2020)
- AFC Defensive Player of the Week (Week 5, 2020)

CAREER HIGHLIGHTS

- Has played in 84 games (84 starts) in his five-year career with Baltimore (2020-23) and Pittsburgh (2024)
- Has registered 582 tackles (361 solo), 43 tackles for loss, 38 quarterback hits, 14.5 sacks, 22 passes defensed, seven forced fumbles, seven fumble recoveries and four interceptions
- Has played in six postseason games (five starts) and registered 33 tackles (23 solo), two quarterback hits and two tackles for loss
- Two-time Pro-Bowl selection (2024, 2023)
- Earned All-Pro Second Team honors in 2023
- Only player in the NFL with at least 550 tackles, 40 tackles for loss, 20 passes defensed, 10.0 sacks, seven fumble recoveries, seven forced fumbles and four interceptions since entering the League in 2020
- One of five active players in the NFL with at least 550 tackles, 40 tackles for loss, 20 passes defensed, 14.0 sacks, seven fumble recoveries, seven forced fumbles and four interceptions (Harrison Smith, Lavonte David, Bobby Wagner and Eric Kendricks)
- One of just three NFL defenders to post at least four interceptions, seven forced fumbles and seven fumble recoveries since 2020 when he entered the League
- Ranks 12th in tackles, 18th in tackles for loss and t-17thin interceptions among linebackers since entering the League in 2020
- Has eclipsed 100+ tackles and nine tackles for loss three different times (2023, 2022, 2020)
- Has eclipsed 100+ tackles four different times (2024, 2023, 2022, 2020)
- Named Associated Press Defensive Rookie of the Year in 2020
- Made NFL debut and starting debut in Week 1 of 2020 (vs. Cleveland)

2024 (STEELERS)

- Started all 17 regular-season games en route to his second-career Pro Bowl nod
- Registered a team-high 129 tackles (65 solo), seven passes defensed, six tackles for loss, five QB hits, two forced fumbles and one fumble recovery
- His 129 tackles are the fifth-most in a season by a Steeler since 1994
- Only NFL defender to record 125 or more tackles, six or more tackles for loss and seven or more passes defensed
- Finished with five tackles (three solo), two QB hits, one TFL, one pass defensed, one forced fumble and 1.0 sack in Week 18 vs. Cincinnati
- Recorded eight tackles (four solo) and one pass defensed in Week 16 at Baltimore
- Finished with a team-high 11 tackles (six solo) and one quarterback hit in Week 15 at Philadelphia
- Registered his fourth double-digit tackle game of the season and 12th of his career (2020-24).
- Finished with 10 tackles (five solo) and one pass defensed in the Week 14 victory vs. Cleveland
- Recorded a season-high, and career-high tying, 13 tackles (six solo) and one tackle for loss in the Week 6 victory at Las Vegas
- Led the Steelers with 10 tackles (three solo) while adding one forced fumble, one fumble recovery and one tackle for loss in the Week 11 victory vs. Baltimore
- Both forced and recovered Isaiah Likely's fumble on Baltimore's second-to-last drive of the first half, which gave the Steelers the ball at the Ravens' 19-yard line (Steelers would add a field goal on the ensuing drive)

2023 (RAVENS)

- Started all 17 regular-season games, registering a career-high 133 tackles, nine tackles for loss, 3.5 sacks, six QB hits, one interception, one forced fumble, one fumble recovery and six passes defensed, en route to his first-career Pro Bowl nod and second-team All-Pro honors
- Teamed up with ILB Roquan Smith (158) to become the first duo in Ravens history to post 130+ tackles each in a season
- Helped the Baltimore defense become the first unit in NFL history to lead the league in scoring (16.5), sacks (60) and takeaways (31)
- Recorded eight tackles (seven solo) and one QB hits in the AFC Championship vs. Kansas City, helping hold the Chiefs to just 98 total yards and zero points in the second half
- Posted seven tackles (two solo), one interception (21-yard return) and one pass defensed in the 33-19 victory in Week 16 at San Francisco
- Recorded a team-high 11 tackles (nine solo) in the 34-20 win in Week 11 vs. Cincinnati, helping the defense hold the Bengals to 2-of-11 (18.2%) on third down
- Registered a team-high equalling 11 tackles (nine solo), including one tackle for loss, in the 31-24 victory in Week 8 at Arizona
- Recorded an 11-yard sack on fourth down – forcing a turnover on downs and ending Houston's opening possession – as well as 11 tackles (three solo), one QB hit, one tackle for loss and one pass defensed in the 25-9 season-opening victory
- Permitted just one rushing first down, while limiting the Texans to 7-of-18 (38.9%) on third down and 1-of-4 (25%) on fourth down

2022 (RAVENS)

- Started all 17 regular-season games, registering then-career highs in tackles (117) – also a team-high – sacks (5.0), QB hits (14), interceptions (two) and passes defensed (six), while adding one forced fumble and one fumble recovery
- Joined Ray Lewis (eight times) and C.J. Mosley (three times) as the only Ravens defenders to record multiple seasons with at least 100 tackles, one forced fumble and one fumble recovery (also in 2020)
- Helped Baltimore's defense rank in the Top 5 in four categories: No. 3 in points allowed per game (18.5), No. 3 in defensive red zone TD% (46.4), No. 3 in rushing yards per game (92.1) and No. 4 in third-down efficiency (34.9%)
- Became NFL's first defender to post a least 5.0 sacks, one interception, one forced fumble and one fumble recovery this season
- Recorded a game- and season-high 12 tackles (nine solo), including one tackle for loss and a half-sack, in the 13-3 win in Week 11 vs. Carolina
- Baltimore's defense permitted season lows in points (three), total yards (205), rushing yards (36) and yards per play (3.8), while registering 4.0 sacks and three takeaways (two interceptions and one fumble recovery)
- Registered a season-high 11 tackles (seven solo) and three tackles for loss, including 1.0 sack, helping limit the Browns to 2-of-11 (18.2%) on third down in the 23-20 win in Week 7
- Recorded five tackles (four solo) and a team- and career-high three QB hits in Week 4 vs. Buffalo
- Baltimore's defense limited the Bills – who entered the contest No. 3 in scoring (30.3 ppg) and No. 1 on third down (61.0%) – to 23 points and 4-of-11 (36.4%) on third-down conversion opportunities
- Registered nine tackles (five solo) and a team-high and career single-game-best three QB hits, including a half-sack sack, in the 24-9 season-opening win at N.Y. Jets

2021 (RAVENS)

- Started all 17 regular-season games, posting a team-high 98 tackles (68 solo), 10 tackles for loss, 2.0 sacks, three QB hits, one pass defensed, one forced fumble and one fumble recovery
- Helped Baltimore rank No. 1 in run defense (84.5 ypg)
- Registered a team-high nine tackles, one tackle for loss and one pass defensed in Week 16 vs. Cincinnati
- Recorded at least one tackle for loss in five straight games (Week 7, 9-12)
- Posted a career-high and team-high 13 tackles (11 solo) in Week 15 vs. Green Bay
- Tallied a team-high eight tackles (all solo), including two tackles for loss, and one fumble recovery in the 16-10 win in Week 12 vs. Cleveland, as Baltimore limited the Browns to a season-low 40 rushing yards
- Registered a team-high eight tackles (seven solo) in the 36-35 win in Week 2 vs. Kansas City
- Produced a team-leading nine tackles and 1.0 sack (-13 yards) in Week 1 at Las Vegas

2020 (RAVENS)

- Started all 16 regular-season games in which he played in as a rookie, posting a team-high 105 tackles (65 solo), 3.0 sacks, nine tackles for loss, 10 QB hits, two forced fumbles, two fumble recoveries, one interception and one pass defensed
- Returned one of his fumble recoveries 53 yards for a TD
- First rookie since at least 2000 (when data became available) to record at least 100 tackles (105), 2.0 sacks (3), one forced fumbles (two) and one defensive TD (one)
- Helped Baltimore's defense rank No. 2 in both points allowed (18.9) and third-down efficiency (34.0%), also posting an NFL-high 25 forced fumbles
- Earned PFWA All-Rookie honors
- Made his postseason debut in the 20-13 Wild Card Playoff win at Tennessee
- Registered two solo tackles and one QB hit, helping limit Tennessee to 4-of-12 (33%) on third down and hold Derrick Henry to 40 rushing yards on 18 carries (2.2 ypc)
- Recorded six tackles (four solo), 1.0 sack, a team-high three tackles for loss and two QB hits in the 40-14 win in Week 15 vs. Jacksonville
- Registered five tackles (three solo) and his first-career interception vs. Dallas in Week 13
- Tallied a team-high nine tackles (five solo), including one tackle for loss, in Week 10 at New England
- Earned AFC Defensive Player of the Week Honors after a standout performance in which he tied for the team lead with nine tackles (six solo) and recorded 1.0 sack, one forced fumble and two fumble recoveries, including a 52-yard return for TD, in the 27-3 win in Week 5 vs. Cincinnati
- Second Ravens rookie to record a sack, forced fumble and fumble recovery in a game, joining OLB Terrell Suggs, who accomplished the feat three times during his 2003 Defensive Rookie of the Year campaign
- Second NFL defender since 1987 to post nine-plus tackles, at least two fumble recoveries, 1.0 sack and one defensive TD in a game (Demeco Ryans)
- Registered a career-high 12 tackles (nine solo) and three tackles for loss in the 31-17 win in Week 4 at Washington
- His three tackles for loss are the highest output by a Ravens' rookie since LB C.J. Mosley (three at New Orleans in Week 11 of 2014)
- At 21 years, 1 month, became the second-youngest Raven ever to start a game (Jamal Lewis in 2000; 21 years, 18 days), in the season-opening win vs. Cleveland

TRANSACTIONS

- Signed a three-year contract with Pittsburgh on March 14, 2024
- Signed a four-year contract with Baltimore on July 22, 2020
- Drafted by the Ravens in the first round (28th overall) of the 2020 NFL Draft

PERSONAL

- Father, Dwayne, played CB at Nicholls State
- Following LSU's National Championship victory, the town of New Road, La., held a parade for Queen and presented him with a key to the city (2020)
- Honored along with good friend and former high school teammate Stephen Guidry, who attended Mississippi State and was signed as an undrafted free agent by the Dallas Cowboys
- Player he most enjoys facing in the NFL is former LSU teammate and current Bengals QB Joe Burrow, who was selected No. 1 overall in the 2020 draft
- Standout high school baseball player (left fielder) and considered walking on to LSU's baseball team
- Pre-game ritual is to listen to Phil Collins' "In the Air Tonight" just prior to walking out on the field
- Spent many summers training with his father, who would have Patrick do sled pulls on a Mississippi River levee
- Majored in sport administration at LSU
- Was a four-year starter for Livonia (LA) H.S., playing both LB and RB
- Tabbed as a finalist for the 2016 Warrick Dunn Award, which is presented to the high school Player of the Year in the Baton Rouge area
- A 3A state champ and 2015 All-State selection, he totaled 1,487 rushing yards and 19 TDs
- Also finished with 66 tackles, seven tackles for loss and six passes defensed
- Racked up 1,731 all-purpose yards his senior season after adding 255 receiving yards
- Was a four-year starter for the baseball team, batting .380 as the team's leadoff hitter and left fielder

COMMUNITY

- Partnered with the United Way of Central Maryland to adopt and provide holiday gifts to a family in need (2022)
- Participated in My Cause My Cleats to benefit Boo2Bullying and raise awareness for bullying (2022)
- Participated in the organization-wide day of service, Caw to Action – a celebration of the NFL's Huddle for 100 initiative (2022)
- Hosts his annual Level Up Football Camp at his alma mater, Livonia (LA) HS (2021-22)
- Supported teammate Anthony Levine Sr.'s 4Every1 Foundation bowling event (2021)
- Partnered with the United Way of Central Maryland to adopt and provide holiday gifts to a family in need (2021)
- Participated in the Ravens' virtual celebration video for students from the Class of 2020

COLLEGE

- In 41 career games (16 starts), posted 131 tackles (59 solo), 17.5 TFL, 4.0 sacks, three passes defensed, one interception and one fumble recovery
- In his final season at LSU (2019), tallied a career-high 85 tackles, including 12 tackles for loss and 3.0 sacks
- Helped lead LSU to a 42-25 victory in the 2020 CFP National Championship Game and an undefeated (15-0) season
- Seven of LSU's 15 wins came against teams ranked in the Top 10
- Helped LSU produce the country's sixth-best third-down defense (29.6%) and rank 31st in total defense (343.5 ypg allowed) in 2019
- A versatile linebacker who was mentored in 2018 by LSU All-American and Butkus Award winner Devin White, who currently plays for Tampa Bay
- Was named Defensive MVP of the 2020 CFP National Championship Game

PATRICK QUEEN'S NFL REGULAR SEASON DEFENSIVE STATISTICS

				TACKLES								INTERCEPTIONS					O. FUMB				ST					MISC	
DATE	TEAM	GP	GS	TK	S	A	TFL	YDS	SK	YDS	QBH	NO	YDS	LG	TD	PD	FF	FR	TD	YDS	TK	S	A	FF	FR	S	A
2020	Ravens	16	16	105	65	40	9	19	3.0	17.0	10	1	0	0	0	2	2	2	1	53	1	1	0	0	0	0	0
2021	Ravens	17	17	98	68	30	10	37	2.0	19.0	3	0	0	0	0	1	1	1	0	0	0	0	0	0	0	0	0
2022	Ravens	17	17	117	79	38	9	31	5.0	24.5	14	2	11	11	0	6	1	2	0	5	0	0	0	0	0	0	0
2023	Ravens	17	17	133	84	49	9	44	3.5	35.0	6	1	21	21	0	6	1	1	0	0	0	0	0	0	0	0	0
2024	Steelers	17	17	129	65	64	6	12	1.0	4.0	5	0	0	0	0	7	2	1	0	0	0	0	0	0	0	0	0
2025	Steelers	8	8	56	25	31	5	14	1.0	8.0	4	0	0	0	0	4	1	0	0	0	0	0	0	0	0	0	0
NFL TOTALS		**92**	**92**	**638**	**386**	**252**	**48**	**157**	**15.5**	**107.5**	**42**	**4**	**32**	**21**	**0**	**26**	**8**	**7**	**1**	**58**	**1**	**1**	**0**	**0**	**0**	**0**	**0**

PATRICK QUEEN'S NFL POSTSEASON DEFENSIVE STATISTICS

				TACKLES								INTERCEPTIONS					O. FUMB				ST					MISC	
DATE	TEAM	GP	GS	TK	S	A	TFL	YDS	SK	YDS	QBH	NO	YDS	LG	TD	PD	FF	FR	TD	YDS	TK	S	A	FF	FR	S	A
2020	Ravens	2	1	4	3	1	0	0	0.0	0.0	1	0	0	0	0	0	0	0	0	0	0	0	0	0	0	0	0
2022	Ravens	1	1	6	4	2	1	0	0.0	0.0	0	0	0	0	0	0	0	0	0	0	0	0	0	0	0	0	0
2023	Ravens	2	2	13	12	1	0	0	0.0	0.0	1	0	0	0	0	0	0	0	0	0	0	0	0	0	0	0	0
2024	Steelers	1	1	10	4	6	1	4	0.0	0.0	0	0	0	0	0	0	0	0	0	0	0	0	0	0	0	0	0
NFL TOTALS		**6**	**5**	**33**	**23**	**10**	**2**	**4**	**0.0**	**0.0**	**2**	**0**	**0**	**0**	**0**	**0**	**0**	**0**	**0**	**0**	**0**	**0**	**0**	**0**	**0**	**0**	**0**

SINGLE-GAME HIGHS: DEFENSIVE

Total Tackles 13 at Las Vegas Raiders, Oct 13, 2024
13 vs. Green Bay Packers, Dec 19, 2021

Solo Tackles 11 vs. Green Bay Packers, Dec 19, 2021
9 vs. Cincinnati Bengals, Nov 16, 2023
...3 more at 9.

Sacks 1.0 vs. Cincinnati Bengals, Jan 04, 2025
1.0 at Tennessee Titans, Oct 15, 2023
...10 more at 1.0.

Passes Defensed 2 at New England Patriots, Sep 21, 2025
1 vs. Cleveland Browns, Oct 12, 2025
...22 more at 1.

Forced Fumbles 1 vs. Indianapolis Colts, Nov 02, 2025
1 vs. Cincinnati Bengals, Jan 04, 2025
...6 more at 1.

Fumble Recoveries 2 vs. Cincinnati Bengals, Oct 11, 2020
1 vs. Baltimore Ravens, Nov 17, 2024
...4 more at 1.

Tackles For Loss 3 vs. Minnesota Vikings, Sep 28, 2025
3 at Cleveland Browns, Oct 01, 2023
...3 more at 3.

Interceptions 1 at San Francisco 49ers, Dec 25, 2023
1 at Pittsburgh Steelers, Dec 11, 2022
...2 more at 1.

Special Teams Tackles 1 at Pittsburgh Steelers, Dec 02, 2020

Longest Opp Fumble Return 53 vs. Cincinnati Bengals, Oct 11, 2020
5 vs. Atlanta Falcons, Dec 24, 2022

SINGLE-GAME HIGHS - POSTSEASON: DEFENSIVE

Total Tackles 10 at Baltimore Ravens, Jan 11, 2025
8 vs. Kansas City Chiefs, Jan 28, 2024
6 at Cincinnati Bengals, Jan 15, 2023
5 vs. Houston Texans, Jan 20, 2024
2 at Buffalo Bills, Jan 16, 2021
...1 more at 2.

Solo Tackles 7 vs. Kansas City Chiefs, Jan 28, 2024
5 vs. Houston Texans, Jan 20, 2024
4 at Baltimore Ravens, Jan 11, 2025
4 at Cincinnati Bengals, Jan 15, 2023
2 at Tennessee Titans, Jan 10, 2021

Tackles For Loss 1 at Baltimore Ravens, Jan 11, 2025
1 at Cincinnati Bengals, Jan 15, 2023

2025 GAME-BY-GAME REGULAR-SEASON STATISTICS (STEELERS)

			TACKLES								INTERCEPTIONS					O. FUMB				ST					MISC			
DATE	OPPONENT	P/S	TK	S	A	SK	YDS	TFL	YDS	QBH	NO	YDS	LG	TD	PD	FF	FR	TD	YDS	TK	S	A	FF	FR	S	A	W/L	SCORE
09/07	at Jets	S	8	5	3	0.0	0.0	0	0	1	0	0	0	0	0	0	0	0	0	0	0	0	0	0	0	0	W	34-32
09/14	Seahawks	S	6	3	3	0.0	0.0	1	1	1	0	0	0	0	0	0	0	0	0	0	0	0	0	0	0	0	L	17-31
09/21	at Patriots	S	10	6	4	0.0	0.0	1	2	0	0	0	0	0	2	0	0	0	0	0	0	0	0	0	0	0	W	21-14
09/28	Vikings	S	11	8	3	1.0	8.0	3	11	1	0	0	0	0	0	0	0	0	0	0	0	0	0	0	0	0	W	24-21
10/12	Browns	S	9	1	8	0.0	0.0	0	0	0	0	0	0	0	1	0	0	0	0	0	0	0	0	0	0	0	W	23-9
10/16	at Bengals	S	4	1	3	0.0	0.0	0	0	0	0	0	0	0	0	0	0	0	0	0	0	0	0	0	0	0	L	31-33
10/26	Packers	S	3	1	2	0.0	0.0	0	0	1	0	0	0	0	0	0	0	0	0	0	0	0	0	0	0	0	L	25-35
11/02	Colts	S	5	0	5	0.0	0.0	0	0	0	0	0	0	0	1	1	0	0	0	0	0	0	0	0	0	0	W	27-20
2025 TOTALS		**8-8**	**56**	**25**	**31**	**1.0**	**8.0**	**5**	**14**	**4**	**0**	**0**	**0**	**0**	**4**	**1**	**0**	**0**	**0**	**0**	**0**	**0**	**0**	**0**	**0**	**0**	**5-3**	

2024 GAME-BY-GAME REGULAR-SEASON STATISTICS (STEELERS)

			TACKLES								INTERCEPTIONS					O. FUMB				ST					MISC			
DATE	OPPONENT	P/S	TK	S	A	SK	YDS	TFL	YDS	QBH	NO	YDS	LG	TD	PD	FF	FR	TD	YDS	TK	S	A	FF	FR	S	A	W/L	SCORE
09/08	at Falcons	S	2	2	0	0.0	0.0	0	0	0	0	0	0	0	0	0	0	0	0	0	0	0	0	0	0	0	W	18-10
09/15	at Broncos	S	4	3	1	0.0	0.0	0	0	0	0	0	0	0	1	0	0	0	0	0	0	0	0	0	0	0	W	13-6
09/22	Chargers	S	8	4	4	0.0	0.0	0	0	0	0	0	0	0	1	0	0	0	0	0	0	0	0	0	0	0	W	20-10
09/29	at Colts	S	7	2	5	0.0	0.0	1	2	1	0	0	0	0	0	0	0	0	0	0	0	0	0	0	0	0	L	24-27
10/06	Cowboys	S	9	6	3	0.0	0.0	0	0	0	0	0	0	0	0	0	0	0	0	0	0	0	0	0	0	0	L	17-20
10/13	at Raiders	S	13	6	7	0.0	0.0	1	1	0	0	0	0	0	0	0	0	0	0	0	0	0	0	0	0	0	W	32-13
10/20	Jets	S	4	1	3	0.0	0.0	0	0	0	0	0	0	0	0	0	0	0	0	0	0	0	0	0	0	0	W	37-15
10/28	Giants	S	8	3	5	0.0	0.0	0	0	0	0	0	0	0	0	0	0	0	0	0	0	0	0	0	0	0	W	26-18
11/10	at Commanders	S	7	6	1	0.0	0.0	2	4	0	0	0	0	0	1	0	0	0	0	0	0	0	0	0	0	0	W	28-27
11/17	Ravens	S	10	3	7	0.0	0.0	1	1	0	0	0	0	0	0	1	1	0	0	0	0	0	0	0	0	0	W	18-16
11/21	at Browns	S	7	2	5	0.0	0.0	0	0	1	0	0	0	0	1	0	0	0	0	0	0	0	0	0	0	0	L	19-24
12/01	at Bengals	S	9	4	5	0.0	0.0	0	0	0	0	0	0	0	0	0	0	0	0	0	0	0	0	0	0	0	W	44-38
12/08	Browns	S	10	5	5	0.0	0.0	0	0	0	0	0	0	0	1	0	0	0	0	0	0	0	0	0	0	0	W	27-14
12/15	at Eagles	S	11	6	5	0.0	0.0	0	0	1	0	0	0	0	0	0	0	0	0	0	0	0	0	0	0	0	L	13-27
12/21	at Ravens	S	8	4	4	0.0	0.0	0	0	0	0	0	0	0	1	0	0	0	0	0	0	0	0	0	0	0	L	17-34
12/25	Chiefs	S	7	5	2	0.0	0.0	0	0	0	0	0	0	0	0	0	0	0	0	0	0	0	0	0	0	0	L	10-29
01/04	Bengals	S	5	3	2	1.0	4.0	1	4	2	0	0	0	0	1	1	0	0	0	0	0	0	0	0	0	0	L	17-19
2024 TOTALS		**17-17**	**129**	**65**	**64**	**1.0**	**4.0**	**6**	**12**	**5**	**0**	**0**	**0**	**0**	**7**	**2**	**1**	**0**	**0**	**0**	**0**	**0**	**0**	**0**	**0**	**0**	**10-7**	

2023 GAME-BY-GAME REGULAR-SEASON STATISTICS (RAVENS)

			TACKLES								INTERCEPTIONS					O. FUMB				ST					MISC			
DATE	OPPONENT	P/S	TK	S	A	SK	YDS	TFL	YDS	QBH	NO	YDS	LG	TD	PD	FF	FR	TD	YDS	TK	S	A	FF	FR	S	A	W/L	SCORE
09/10	Texans	S	11	3	8	1.0	11.0	1	11	1	0	0	0	0	1	0	0	0	0	0	0	0	0	0	0	0	W	25-9
09/17	at Bengals	S	8	5	3	0.0	0.0	0	0	1	0	0	0	0	0	0	0	0	0	0	0	0	0	0	0	0	W	27-24
09/24	Colts	S	12	7	5	0.0	0.0	0	0	0	0	0	0	0	0	0	0	0	0	0	0	0	0	0	0	0	L	19-22+
10/01	at Browns	S	5	4	1	1.0	11.0	3	15	1	0	0	0	0	1	0	0	0	0	0	0	0	0	0	0	0	W	28-3
10/08	at Steelers	S	8	2	6	0.5	4.0	0	0	1	0	0	0	0	1	0	0	0	0	0	0	0	0	0	0	0	L	10-17
10/15	at Titans	S	9	7	2	1.0	9.0	1	9	1	0	0	0	0	0	0	0	0	0	0	0	0	0	0	0	0	W	24-16
10/22	Lions	S	5	5	0	0.0	0.0	0	0	0	0	0	0	0	0	0	0	0	0	0	0	0	0	0	0	0	W	38-6
10/29	at Cardinals	S	11	9	2	0.0	0.0	1	1	0	0	0	0	0	0	0	0	0	0	0	0	0	0	0	0	0	W	31-24
11/05	Seahawks	S	6	5	1	0.0	0.0	1	4	0	0	0	0	0	0	0	0	0	0	0	0	0	0	0	0	0	W	37-3
11/12	Browns	S	9	6	3	0.0	0.0	0	0	0	0	0	0	0	0	0	0	0	0	0	0	0	0	0	0	0	L	31-33
11/16	Bengals	S	11	9	2	0.0	0.0	0	0	0	0	0	0	0	0	0	0	0	0	0	0	0	0	0	0	0	W	34-20
11/26	at Chargers	S	7	5	2	0.0	0.0	1	4	0	0	0	0	0	1	1	0	0	0	0	0	0	0	0	0	0	W	20-10
12/10	Rams	S	6	3	3	0.0	0.0	0	0	0	0	0	0	0	0	0	0	0	0	0	0	0	0	0	0	0	W	37-31+
12/17	at Jaguars	S	4	3	1	0.0	0.0	0	0	0	0	0	0	0	0	0	1	0	0	0	0	0	0	0	0	0	W	23-7
12/25	at 49ers	S	7	2	5	0.0	0.0	0	0	1	1	21	21	0	1	0	0	0	0	0	0	0	0	0	0	0	W	33-19
12/31	Dolphins	S	6	3	3	0.0	0.0	1	0	0	0	0	0	0	1	0	0	0	0	0	0	0	0	0	0	0	W	56-19
01/06	Steelers	S	8	6	2	0.0	0.0	0	0	0	0	0	0	0	0	0	0	0	0	0	0	0	0	0	0	0	L	10-17
2023 TOTALS		**17-17**	**133**	**84**	**49**	**3.5**	**35.0**	**9**	**44**	**6**	**1**	**21**	**21**	**0**	**6**	**1**	**1**	**0**	**0**	**0**	**0**	**0**	**0**	**0**	**0**	**0**	**13-4**	

+ - Overtime

2022 GAME-BY-GAME REGULAR-SEASON STATISTICS (RAVENS)

			TACKLES								INTERCEPTIONS					O. FUMB				ST					MISC			
DATE	OPPONENT	P/S	TK	S	A	SK	YDS	TFL	YDS	QBH	NO	YDS	LG	TD	PD	FF	FR	TD	YDS	TK	S	A	FF	FR	S	A	W/L	SCORE
09/11	at Jets	S	9	5	4	0.5	2.5	0	0	3	0	0	0	0	0	0	0	0	0	0	0	0	0	0	0	0	W	24-9
09/18	Dolphins	S	5	4	1	0.0	0.0	0	0	0	0	0	0	0	0	0	0	0	0	0	0	0	0	0	0	0	L	38-42
09/25	at Patriots	S	5	4	1	1.0	7.0	1	7	1	0	0	0	0	1	0	0	0	0	0	0	0	0	0	0	0	W	37-26
10/02	Bills	S	5	4	1	0.0	0.0	1	1	3	0	0	0	0	0	0	0	0	0	0	0	0	0	0	0	0	L	20-23
10/09	Bengals	S	7	5	2	0.0	0.0	0	0	0	1	11	11	0	1	0	0	0	0	0	0	0	0	0	0	0	W	19-17
10/16	at Giants	S	7	5	2	1.0	0.0	0	0	0	0	0	0	0	0	1	0	0	0	0	0	0	0	0	0	0	L	20-24
10/23	Browns	S	11	7	4	1.0	5.0	3	14	1	0	0	0	0	0	0	0	0	0	0	0	0	0	0	0	0	W	23-20
10/27	at Buccaneers	S	4	4	0	0.0	0.0	0	0	0	0	0	0	0	0	0	0	0	0	0	0	0	0	0	0	0	W	27-22
11/07	at Saints	S	5	5	0	0.0	0.0	0	0	0	0	0	0	0	1	0	0	0	0	0	0	0	0	0	0	0	W	27-13
11/20	Panthers	S	12	9	3	0.5	4.5	1	3	1	0	0	0	0	0	0	0	0	0	0	0	0	0	0	0	0	W	13-3
11/27	at Jaguars	S	6	4	2	0.0	0.0	1	3	0	0	0	0	0	1	0	0	0	0	0	0	0	0	0	0	0	L	27-28
12/04	Broncos	S	9	7	2	0.0	0.0	1	1	0	0	0	0	0	0	0	0	0	0	0	0	0	0	0	0	0	W	10-9
12/11	at Steelers	S	6	4	2	0.0	0.0	0	0	1	1	0	0	0	1	0	0	0	0	0	0	0	0	0	0	0	W	16-14
12/17	at Browns	S	6	3	3	0.5	2.5	0	0	1	0	0	0	0	0	0	0	0	0	0	0	0	0	0	0	0	L	3-13
12/24	Falcons	S	9	1	8	0.5	3.0	0	0	2	0	0	0	0	1	0	1	0	5	0	0	0	0	0	0	0	W	17-9
01/01	Steelers	S	6	4	2	0.0	0.0	0	0	1	0	0	0	0	0	0	0	0	0	0	0	0	0	0	0	0	L	13-16
01/08	at Bengals	S	5	4	1	0.0	0.0	1	2	0	0	0	0	0	0	0	1	0	0	0	0	0	0	0	0	0	L	16-27
2022 TOTALS		**17-17**	**117**	**79**	**38**	**5.0**	**24.5**	**9**	**31**	**14**	**2**	**11**	**11**	**0**	**6**	**1**	**2**	**0**	**5**	**0**	**0**	**0**	**0**	**0**	**0**	**0**	**10-7**	

2021 GAME-BY-GAME REGULAR-SEASON STATISTICS (RAVENS)

			TACKLES								INTERCEPTIONS					O. FUMB				ST					MISC			
DATE	OPPONENT	P/S	TK	S	A	SK	YDS	TFL	YDS	QBH	NO	YDS	LG	TD	PD	FF	FR	TD	YDS	TK	S	A	FF	FR	S	A	W/L	SCORE
09/13	at Raiders	S	9	6	3	1.0	13.0	1	13	1	0	0	0	0	0	0	0	0	0	0	0	0	0	0	0	0	L	27-33+
09/19	Chiefs	S	8	7	1	0.0	0.0	0	0	0	0	0	0	0	0	0	0	0	0	0	0	0	0	0	0	0	W	36-35
09/26	at Lions	S	7	4	3	0.0	0.0	0	0	0	0	0	0	0	0	0	0	0	0	0	0	0	0	0	0	0	W	19-17
10/03	at Broncos	S	3	2	1	0.0	0.0	1	3	0	0	0	0	0	0	0	0	0	0	0	0	0	0	0	0	0	W	23-7
10/11	Colts	S	6	4	2	0.0	0.0	1	1	1	0	0	0	0	0	0	0	0	0	0	0	0	0	0	0	0	W	31-25+
10/17	Chargers	S	3	2	1	0.0	0.0	0	0	0	0	0	0	0	0	0	0	0	0	0	0	0	0	0	0	0	W	34-6
10/24	Bengals	S	2	1	1	0.0	0.0	1	1	0	0	0	0	0	0	0	0	0	0	0	0	0	0	0	0	0	L	17-41
11/07	Vikings	S	4	2	2	0.0	0.0	1	8	0	0	0	0	0	0	0	0	0	0	0	0	0	0	0	0	0	W	34-31+
11/11	at Dolphins	S	5	4	1	1.0	6.0	1	0	1	0	0	0	0	0	1	0	0	0	0	0	0	0	0	0	0	L	10-22
11/21	at Bears	S	7	4	3	0.0	0.0	1	6	0	0	0	0	0	0	0	0	0	0	0	0	0	0	0	0	0	W	16-13
11/28	Browns	S	8	8	0	0.0	0.0	2	3	0	0	0	0	0	0	0	1	0	0	0	0	0	0	0	0	0	W	16-10
12/05	at Steelers	S	6	5	1	0.0	0.0	0	0	0	0	0	0	0	0	0	0	0	0	0	0	0	0	0	0	0	L	19-20
12/12	at Browns	S	2	1	1	0.0	0.0	0	0	0	0	0	0	0	0	0	0	0	0	0	0	0	0	0	0	0	L	22-24
12/19	Packers	S	13	11	2	0.0	0.0	0	0	0	0	0	0	0	0	0	0	0	0	0	0	0	0	0	0	0	L	30-31
12/26	at Bengals	S	9	4	5	0.0	0.0	1	2	0	0	0	0	0	1	0	0	0	0	0	0	0	0	0	0	0	L	21-41
01/02	Rams	S	2	1	1	0.0	0.0	0	0	0	0	0	0	0	0	0	0	0	0	0	0	0	0	0	0	0	L	19-20
01/09	Steelers	S	4	2	2	0.0	0.0	0	0	0	0	0	0	0	0	0	0	0	0	0	0	0	0	0	0	0	L	13-16+
2021 TOTALS		**17-17**	**98**	**68**	**30**	**2.0**	**19.0**	**10**	**37**	**3**	**0**	**0**	**0**	**0**	**1**	**1**	**1**	**0**	**0**	**0**	**0**	**0**	**0**	**0**	**0**	**0**	**8-9**	

+ - Overtime

2020 GAME-BY-GAME REGULAR-SEASON STATISTICS (RAVENS)

			TACKLES								INTERCEPTIONS					O. FUMB				ST					MISC			
DATE	OPPONENT	P/S	TK	S	A	SK	YDS	TFL	YDS	QBH	NO	YDS	LG	TD	PD	FF	FR	TD	YDS	TK	S	A	FF	FR	S	A	W/L	SCORE
09/13	Browns	S	8	4	4	1.0	7.0	1	7	1	0	0	0	0	0	1	0	0	0	0	0	0	0	0	0	0	W	38-6
09/20	at Texans	S	9	7	2	0.0	0.0	0	0	1	0	0	0	0	0	0	0	0	0	0	0	0	0	0	0	0	W	33-16
09/28	Chiefs	S	4	4	0	0.0	0.0	0	0	0	0	0	0	0	0	0	0	0	0	0	0	0	0	0	0	0	L	20-34
10/04	at Football Team	S	12	9	3	0.0	0.0	3	3	0	0	0	0	0	0	0	0	0	0	0	0	0	0	0	0	0	W	31-17
10/11	Bengals	S	9	6	3	1.0	6.0	0	0	1	0	0	0	0	0	1	2	1	53	0	0	0	0	0	0	0	W	27-3
10/18	at Eagles	S	2	2	0	0.0	0.0	0	0	2	0	0	0	0	1	0	0	0	0	0	0	0	0	0	0	0	W	30-28
11/01	Steelers	S	4	3	1	0.0	0.0	0	0	0	0	0	0	0	0	0	0	0	0	0	0	0	0	0	0	0	L	24-28
11/08	at Colts	S	4	3	1	0.0	0.0	0	0	0	0	0	0	0	0	0	0	0	0	0	0	0	0	0	0	0	W	24-10
11/15	at Patriots	S	9	5	4	0.0	0.0	1	2	0	0	0	0	0	0	0	0	0	0	0	0	0	0	0	0	0	L	17-23
11/22	Titans	S	9	3	6	0.0	0.0	0	0	1	0	0	0	0	0	0	0	0	0	0	0	0	0	0	0	0	L	24-30+
12/02	at Steelers	S	8	5	3	0.0	0.0	0	0	0	0	0	0	0	0	0	0	0	0	1	1	0	0	0	0	0	L	14-19
12/08	Cowboys	S	5	3	2	0.0	0.0	0	0	0	1	0	0	0	1	0	0	0	0	0	0	0	0	0	0	0	W	34-17
12/14	at Browns	S	8	3	5	0.0	0.0	0	0	0	0	0	0	0	0	0	0	0	0	0	0	0	0	0	0	0	W	47-42
12/20	Jaguars	S	6	4	2	1.0	4.0	3	7	2	0	0	0	0	0	0	0	0	0	0	0	0	0	0	0	0	W	40-14
12/27	Giants	S	4	2	2	0.0	0.0	0	0	2	0	0	0	0	0	0	0	0	0	0	0	0	0	0	0	0	W	27-13
01/03	at Bengals	S	4	2	2	0.0	0.0	1	0	0	0	0	0	0	0	0	0	0	0	0	0	0	0	0	0	0	W	38-3
2020 TOTALS		**16-16**	**105**	**65**	**40**	**3.0**	**17.0**	**9**	**19**	**10**	**1**	**0**	**0**	**0**	**2**	**2**	**2**	**1**	**53**	**1**	**1**	**0**	**0**	**0**	**0**	**0**	**11-5**	

+ - Overtime

2024 GAME-BY-GAME POSTSEASON STATISTICS (STEELERS)

			TACKLES								INTERCEPTIONS					O. FUMB				ST					MISC			
DATE	OPPONENT	P/S	TK	S	A	SK	YDS	TFL	YDS	QBH	NO	YDS	LG	TD	PD	FF	FR	TD	YDS	TK	S	A	FF	FR	S	A	W/L	SCORE
01/11	at Ravens	S	10	4	6	0.0	0.0	1	4	0	0	0	0	0	0	0	0	0	0	0	0	0	0	0	0	0	L	14-28
2024 TOTALS		**1-1**	**10**	**4**	**6**	**0.0**	**0.0**	**1**	**4**	**0**	**0**	**0**	**0**	**0**	**0**	**0**	**0**	**0**	**0**	**0**	**0**	**0**	**0**	**0**	**0**	**0**	**0-1**	

2023 GAME-BY-GAME POSTSEASON STATISTICS (RAVENS)

			TACKLES								INTERCEPTIONS					O. FUMB				ST					MISC			
DATE	OPPONENT	P/S	TK	S	A	SK	YDS	TFL	YDS	QBH	NO	YDS	LG	TD	PD	FF	FR	TD	YDS	TK	S	A	FF	FR	S	A	W/L	SCORE
01/20	Texans	S	5	5	0	0.0	0.0	0	0	0	0	0	0	0	0	0	0	0	0	0	0	0	0	0	0	0	W	34-10
01/28	Chiefs	S	8	7	1	0.0	0.0	0	0	1	0	0	0	0	0	0	0	0	0	0	0	0	0	0	0	0	L	10-17
2023 TOTALS		**2-2**	**13**	**12**	**1**	**0.0**	**0.0**	**0**	**0**	**1**	**0**	**0**	**0**	**0**	**0**	**0**	**0**	**0**	**0**	**0**	**0**	**0**	**0**	**0**	**0**	**0**	**1-1**	

2022 GAME-BY-GAME POSTSEASON STATISTICS (RAVENS)

			TACKLES								INTERCEPTIONS					O. FUMB				ST					MISC			
DATE	OPPONENT	P/S	TK	S	A	SK	YDS	TFL	YDS	QBH	NO	YDS	LG	TD	PD	FF	FR	TD	YDS	TK	S	A	FF	FR	S	A	W/L	SCORE
01/15	at Bengals	S	6	4	2	0.0	0.0	1	0	0	0	0	0	0	0	0	0	0	0	0	0	0	0	0	0	0	L	17-24
2022 TOTALS		**1-1**	**6**	**4**	**2**	**0.0**	**0.0**	**1**	**0**	**0**	**0**	**0**	**0**	**0**	**0**	**0**	**0**	**0**	**0**	**0**	**0**	**0**	**0**	**0**	**0**	**0**	**0-1**	

2020 GAME-BY-GAME POSTSEASON STATISTICS (RAVENS)

			TACKLES								INTERCEPTIONS					O. FUMB				ST					MISC			
DATE	OPPONENT	P/S	TK	S	A	SK	YDS	TFL	YDS	QBH	NO	YDS	LG	TD	PD	FF	FR	TD	YDS	TK	S	A	FF	FR	S	A	W/L	SCORE
01/10	at Titans	P	2	2	0	0.0	0.0	0	0	1	0	0	0	0	0	0	0	0	0	0	0	0	0	0	0	0	W	20-13
01/16	at Bills	S	2	1	1	0.0	0.0	0	0	0	0	0	0	0	0	0	0	0	0	0	0	0	0	0	0	0	L	3-17
2020 TOTALS		**2-1**	**4**	**3**	**1**	**0.0**	**0.0**	**0**	**0**	**1**	**0**	**0**	**0**	**0**	**0**	**0**	**0**	**0**	**0**	**0**	**0**	**0**	**0**	**0**	**0**	**0**	**1-1**	



JALEN RAMSEY

CB

5

HEIGHT: 6-1
WEIGHT: 208
BORN: October 24, 1994
COLLEGE: Florida State

HOW ACQUIRED: TR '25 (MIA)
NFL EXPERIENCE: 10th year
BIRTHPLACE Smyrna, TN

PRO CAREER

AWARDS

- Seven-time Pro Bowler (2017, 2018, 2019, 2020, 2021, 2022, 2023)
- Three-time Associated Press First Team All-Pro (2017, 2020, 2021)
- Three-time PFW/PFWA All-NFL Team (2017, 2020, 2021)
- Three-time Team Captain (2021, 2022, 2024)
- 2016 PFW/PFWA All-Rookie Team

CAREER HIGHLIGHTS

- Has played in 135 games (134 starts) over his nine-year NFL career (Jaguars 2016-19; Rams 2019-22; Dolphins 2023-24)
- Has registered 534 tackles (432 solo), 108 passes defensed, 24 interceptions, 27 tackles for loss, two fumble recoveries, seven forced fumbles, one interception return for TD, nine quarterback hits and 3.0 sacks
- Has started 10 postseason games – six with the L.A. Rams, three with Jacksonville and one with Miami
- Won Super Bowl LVI with the L.A. Rams
- His 108 passes defensed rank third among active playes since entering the League in 2016
- His 24 interceptions rank fourth among active playes since entering the League in 2016
- His 14 passes defensed led all NFL rookies in 2016
- Has registered 26 total takeaways (24 interceptions and two fumble recoveries), which is the sixth-most in the NFL among active players since the start of the 2016 season
- Has registered at least two passes defensed in a game 25 times in his career
- Has registered at least two interceptions in a game three times in his career
- Made NFL debut in Week 1 of 2016 (vs. Green Bay)
- Made NFL starting debut in Week 1 of 2016 (vs. Green Bay)

2024 (DOLPHINS)

- Played in 17 regular-season games (17 starts)
- Registered 60 tackles (39 solo), two interceptions, 1.0 sack, six tackles for loss and 11 passes defensed

2023 (DOLPHINS)

- Played in 10 regular-season games (10 starts)
- Missed the first seven games of the season after being placed on injured reserve on Aug. 31 and activated on Oct. 28
- Registered 22 tackles (18 solo), three interceptions and five passes defensed
- Recorded one solo tackle, two interceptions and two passes defensed in Week 11 at Las Vegas

2022 (RAMS)

- Played in 17 regular-season games (17 starts)
- Registered 88 tackles (64 solo), 2.0 sacks, four interceptions, 18 passes defensed, three forced fumbles and one fumble recovery
- Registered six tackles (three solo), one forced fumble and one fumble recovery in Week 15 at Green Bay
- Recorded five solo tackles, two interceptions and three passes defensed in Week 18 at Seattle

2021 (RAMS)

- Played in 16 regular-season games (16 starts)
- Registered 77 tackles (62 solo), four interceptions, 16 passes defensed, one forced fumble and one fumble recovery
- Recorded four tackles (three solo) and one pass defensed in Super Bowl LVI victory vs. Cincinnati

2020 (RAMS)

- Played in 15 regular-season games (15 starts)
- Registered 44 tackles (36 solo), one interception and nine passes defensed

2019 (JAGUARS/RAMS)

- Played in three regular-season games (three starts) for Jacksonville
- Registered 17 tackles (13 solo), one pass defensed and one forced fumble
- Traded to the L.A. Rams on Oct. 19
- Played in nine regular-season games (eight starts) for L.A. Rams
- Registered 33 tackles (31 solo), one interception, four passes defensed and one forced fumble

2018 (JAGUARS)

- Played in 16 regular-season games (16 starts)
- Registered 65 tackles (62 solo), three interceptions and 13 passes defensed
- Recorded three solo tackles, one interception and one pass defensed in Week 8 vs. Philadelphia
- Registered eight solo tackles, two interceptions and three passes defensed in Week 11 vs. Pittsburgh

2017 (JAGUARS)

- Played in 16 regular-season games (16 starts)
- Registered 63 tackles (52 solo), four interceptions and 17 passes defensed
- Recorded seven solo tackles, one interception and four passes defensed in Week 5 at Pittsburgh
- Registered five tackles (four solo), one interception and two passes defensed in Week 13 vs. Indianapolis
- Recorded two solo tackles, one interception and one pass defensed in Wild Card vs. Buffalo

2016 (JAGUARS)

- Played in 16 regular-season games (16 starts)
- Registered 65 tackles (55 solo), two interceptions, 14 passes defensed, one forced fumble and one interception return for a TD
- His 14 passes defensed led all NFL rookies
- Recorded four solo tackles, one interception, one forced fumble and five passes defensed in Week 15 at Houston
- Registered four solo tackles, one interception, returned for TD, and four passes defensed in Week 16 vs. Tennessee

TRANSACTIONS

- Traded, along with Jonnu Smith and seventh-round pick in the 2027 NFL Draft, to Pittsburgh for Minkah Fitzpatrick and fifth-round pick in the 2027 NFL Draft
- Signed a three-year contract extension with Miami on Sept. 6, 2024
- Signed a three-year contract with the Dolphins on March 14, 2023
- Traded to Miami for Hunter Long and third-round pick in the 2023 NFL Draft (#77 Byron Young)
- Signed a five-year contract with L.A. Rams on Sept. 9, 2020
- Traded to L.A. Rams for first-round pick in 2020 NFL Draft (#20 K'Lavon Chaisson), first-round pick in 2021 NFL Draft (#25 Travis Etienne) and fourth-round pick in the 2021 NFL Draft (#130 - traded)
- Signed his fifth-year option with Jacksonville on Feb. 27, 2019
- Signed a four-year contract with the Jaguars on May 22, 2016
- Drafted by Jacksonville in the first round (fifth overall) of the 2016 NFL Draft

PERSONAL

- Attended Brentwood Academy (Brentwood, Tenn.), where he was ranked as one of the top athletes in the nation at either wide receiver or cornerback
- Rated a five-star prospect by both Rivals and Scout and a four-star recruit according to ESPN and 247Sports
- US Army All-American
- Ranked No. 10 on the Rivals 100, No. 14 on the ESPN 150 and No. 39 on the Top247
- Listed No. 2 by Scout, No. 3 by Rivals, No. 4 by ESPN and No. 5 by 247Sports
- Consensus top recruit coming out of Tennessee in 2013
- Registered 95 tackles, four tackles for loss, three interceptions, 10 pass breakups, two fumble recoveries and five forced fumbles as a senior in 2012; also hauled in 31 passes for 676 yards and nine TDs

COMMUNITY

- Donated a total of $25,000 to five nonprofit organizations dedicated to helping youth in Los Angels – SoLa Foundation, Heart of Los Angeles, A Place Called Home, the Los Angeles Dodgers Foundation and The RightWay Foundation

COLLEGE

- Played three seasons as a cornerback at Florida State (2013-15), where he started all 41 games and registered 180 tackles (119 solo), 5.0 sacks, three interceptions, 26 passes defensed, three forced fumbles and two fumble recoveries, including one returned for a TD
- Also blocked a kick, returned two kickoffs for 54 yards (27.0 avg.) and returned one punt for six yards
- Competed in track and field, winning the long jump title at the 2015 ACC outdoor and indoor championships
- Ran on his school's ACC outdoor champion 4x100-meter relay team in both 2014 and 2015
- Became Florida State's 36th consensus All-American in 2015
- Started all 13 games at cornerback while also returning kickoffs
- Registered 52 tackles, four tackles for loss, 1.0 sack, one fumble recovery and a team-high 10 pass break-ups
- His 36-yard fumble recovery for a TD vs. Boston College was the Seminoles lone defensive touchdown of the season and helped seal FSU's first road victory of the season
- Thorpe Award, Bednarik Trophy and Lott IMPACT Trophy semifinalist

JALEN RAMSEY'S NFL REGULAR SEASON DEFENSIVE STATISTICS

				TACKLES								INTERCEPTIONS					O. FUMB				ST					MISC	
DATE	TEAM	GP	GS	TK	S	A	TFL	YDS	SK	YDS	QBH	NO	YDS	LG	TD	PD	FF	FR	TD	YDS	TK	S	A	FF	FR	S	A
2016	Jaguars	16	16	65	55	10	2	4	0.0	0.0	1	2	65	35	1	14	1	0	0	0	0	0	0	0	0	0	0
2017	Jaguars	16	16	63	52	11	2	8	0.0	0.0	0	4	34	18	0	17	0	0	0	0	0	0	0	0	0	0	0
2018	Jaguars	16	16	65	62	3	2	2	0.0	0.0	0	3	0	0	0	13	0	0	0	0	0	0	0	0	0	0	0
2019	Jaguars	3	3	17	13	4	0	0	0.0	0.0	0	0	0	0	0	1	1	0	0	0	0	0	0	0	0	0	0
Went from **Jacksonville** to **L.A. Rams**.																											
2019	Rams	9	8	33	31	2	0	0	0.0	0.0	0	1	13	13	0	4	1	0	0	0	0	0	0	0	0	0	0
2019	TOTAL	12	11	50	44	6	0	0	0.0	0.0	0	1	13	13	0	5	2	0	0	0	0	0	0	0	0	0	0
2020	Rams	15	15	44	36	8	2	3	0.0	0.0	1	1	2	2	0	9	0	0	0	0	0	0	0	0	0	0	0
2021	Rams	16	16	77	62	15	9	17	0.0	0.0	1	4	41	25	0	16	1	1	0	8	0	0	0	0	0	0	0
2022	Rams	17	17	88	64	24	4	11	2.0	17.0	2	4	53	28	0	18	3	1	0	12	0	0	0	0	0	0	0
2023	Dolphins	10	10	22	18	4	0	0	0.0	0.0	0	3	52	49	0	5	0	0	0	0	0	0	0	0	0	0	0
2024	Dolphins	17	17	60	39	21	6	21	1.0	12.0	4	2	7	7	0	11	0	0	0	0	0	0	0	0	0	0	0
2025	Steelers	8	8	35	23	12	2	11	2.0	11.0	3	1	2	2	0	5	0	0	0	0	0	0	0	0	0	0	0
NFL TOTALS		**143**	**142**	**569**	**455**	**114**	**29**	**77**	**5.0**	**40.0**	**12**	**25**	**269**	**49**	**1**	**113**	**7**	**2**	**0**	**20**	**0**	**0**	**0**	**0**	**0**	**0**	**0**

JALEN RAMSEY'S NFL POSTSEASON DEFENSIVE STATISTICS

				TACKLES								INTERCEPTIONS					O. FUMB				ST					MISC	
DATE	TEAM	GP	GS	TK	S	A	TFL	YDS	SK	YDS	QBH	NO	YDS	LG	TD	PD	FF	FR	TD	YDS	TK	S	A	FF	FR	S	A
2017	Jaguars	3	3	8	7	1	0	0	0.0	0.0	0	1	2	2	0	1	0	0	0	0	0	0	0	0	0	0	0
2020	Rams	2	2	7	4	3	0	0	0.0	0.0	0	0	0	0	0	1	0	0	0	0	0	0	0	0	0	0	0
2021	Rams	4	4	13	11	2	0	0	0.0	0.0	0	0	0	0	0	4	0	0	0	0	0	0	0	0	0	0	0
2023	Dolphins	1	1	5	4	1	1	1	0.0	0.0	0	0	0	0	0	1	0	0	0	0	0	0	0	0	0	0	0
NFL TOTALS		**10**	**10**	**33**	**26**	**7**	**1**	**1**	**0.0**	**0.0**	**0**	**1**	**2**	**2**	**0**	**7**	**0**	**0**	**0**	**0**	**0**	**0**	**0**	**0**	**0**	**0**	**0**

SINGLE-GAME HIGHS: DEFENSIVE

Total Tackles
9 at Tampa Bay Buccaneers, Nov 06, 2022
9 vs. Chicago Bears, Sep 12, 2021

Solo Tackles
8 at Arizona Cardinals, Sep 25, 2022
8 vs. Pittsburgh Steelers, Nov 18, 2018

Sacks
2.0 vs. Cleveland Browns, Oct 12, 2025
1.0 vs. New England Patriots, Nov 24, 2024
...2 more at 1.0.

Passes Defensed
5 at Houston Texans, Dec 18, 2016
4 vs. Arizona Cardinals, Jan 03, 2021
...2 more at 4.

Forced Fumbles
1 at Houston Texans, Oct 31, 2021
1 at Atlanta Falcons, Oct 20, 2019
...2 more at 1.

Fumble Recoveries
1 vs. Jacksonville Jaguars, Dec 05, 2021

Tackles For Loss
2 vs. Cleveland Browns, Oct 12, 2025
2 at Seattle Seahawks, Sep 22, 2024
...4 more at 2.

Interceptions
2 vs. Las Vegas Raiders, Nov 19, 2023
2 at Seattle Seahawks, Jan 08, 2023
...1 more at 2.

Interception Return Yards
49 vs. New England Patriots, Oct 29, 2023
35 at Houston Texans, Dec 18, 2016

Longest Opp Fumble Return
8 vs. Jacksonville Jaguars, Dec 05, 2021

SINGLE-GAME HIGHS - POSTSEASON: DEFENSIVE

Total Tackles
4 at Cincinnati Bengals, Feb 13, 2022
4 at Tampa Bay Buccaneers, Jan 23, 2022
4 vs. Arizona Cardinals, Jan 17, 2022
...2 more at 4.

Solo Tackles
4 vs. Arizona Cardinals, Jan 17, 2022
3 at Cincinnati Bengals, Feb 13, 2022
3 at Tampa Bay Buccaneers, Jan 23, 2022
3 at Seattle Seahawks, Jan 09, 2021
...1 more at 3.

Passes Defensed
2 vs. San Francisco 49ers, Jan 30, 2022
1 at Cincinnati Bengals, Feb 13, 2022
1 at Tampa Bay Buccaneers, Jan 23, 2022
1 at Seattle Seahawks, Jan 09, 2021
...1 more at 1.

Interceptions
1 vs. Buffalo Bills, Jan 07, 2018

Interception Return Yards
2 vs. Buffalo Bills, Jan 07, 2018

2025 GAME-BY-GAME REGULAR-SEASON STATISTICS (STEELERS)

			TACKLES								INTERCEPTIONS					O. FUMB				ST					MISC			
DATE	OPPONENT	P/S	TK	S	A	SK	YDS	TFL	YDS	QBH	NO	YDS	LG	TD	PD	FF	FR	TD	YDS	TK	S	A	FF	FR	S	A	W/L	SCORE
09/07	at Jets	S	3	2	1	0.0	0.0	0	0	1	0	0	0	0	2	0	0	0	0	0	0	0	0	0	0	0	W	34-32
09/14	Seahawks	S	6	4	2	0.0	0.0	0	0	0	1	2	2	0	2	0	0	0	0	0	0	0	0	0	0	0	L	17-31
09/21	at Patriots	S	1	0	1	0.0	0.0	0	0	0	0	0	0	0	0	0	0	0	0	0	0	0	0	0	0	0	W	21-14
09/28	Vikings	S	4	2	2	0.0	0.0	0	0	0	0	0	0	0	0	0	0	0	0	0	0	0	0	0	0	0	W	24-21
10/12	Browns	S	6	4	2	2.0	11.0	2	11	2	0	0	0	0	0	0	0	0	0	0	0	0	0	0	0	0	W	23-9
10/16	at Bengals	S	6	3	3	0.0	0.0	0	0	0	0	0	0	0	1	0	0	0	0	0	0	0	0	0	0	0	L	31-33
10/26	Packers	S	4	3	1	0.0	0.0	0	0	0	0	0	0	0	0	0	0	0	0	0	0	0	0	0	0	0	L	25-35
11/02	Colts	S	5	5	0	0.0	0.0	0	0	0	0	0	0	0	0	0	0	0	0	0	0	0	0	0	0	0	W	27-20
2025 TOTALS		**8-8**	**35**	**23**	**12**	**2.0**	**11.0**	**2**	**11**	**3**	**1**	**2**	**2**	**0**	**5**	**0**	**0**	**0**	**0**	**0**	**0**	**0**	**0**	**0**	**0**	**0**	**5-3**	

2024 GAME-BY-GAME REGULAR-SEASON STATISTICS (DOLPHINS)

			TACKLES								INTERCEPTIONS					O. FUMB				ST					MISC			
DATE	OPPONENT	P/S	TK	S	A	SK	YDS	TFL	YDS	QBH	NO	YDS	LG	TD	PD	FF	FR	TD	YDS	TK	S	A	FF	FR	S	A	W/L	SCORE
09/08	Jaguars	S	3	1	2	0.0	0.0	1	2	0	0	0	0	0	0	0	0	0	0	0	0	0	0	0	0	0	W	20-17
09/12	Bills	S	3	1	2	0.0	0.0	0	0	0	0	0	0	0	0	0	0	0	0	0	0	0	0	0	0	0	L	10-31
09/22	at Seahawks	S	5	3	2	0.0	0.0	2	3	0	0	0	0	0	0	0	0	0	0	0	0	0	0	0	0	0	L	3-24
09/30	Titans	S	4	2	2	0.0	0.0	1	3	0	0	0	0	0	0	0	0	0	0	0	0	0	0	0	0	0	L	12-31
10/06	at Patriots	S	5	4	1	0.0	0.0	0	0	0	0	0	0	0	2	0	0	0	0	0	0	0	0	0	0	0	W	15-10
10/20	at Colts	S	4	2	2	0.0	0.0	0	0	2	0	0	0	0	0	0	0	0	0	0	0	0	0	0	0	0	L	10-16
10/27	Cardinals	S	4	3	1	0.0	0.0	0	0	0	0	0	0	0	1	0	0	0	0	0	0	0	0	0	0	0	L	27-28
11/03	at Bills	S	1	1	0	0.0	0.0	0	0	0	1	0	0	0	1	0	0	0	0	0	0	0	0	0	0	0	L	27-30
11/11	at Rams	S	6	4	2	0.0	0.0	0	0	0	0	0	0	0	0	0	0	0	0	0	0	0	0	0	0	0	W	23-15
11/17	Raiders	S	5	5	0	0.0	0.0	0	0	0	1	7	7	0	2	0	0	0	0	0	0	0	0	0	0	0	W	34-19
11/24	Patriots	S	4	3	1	1.0	12.0	1	12	2	0	0	0	0	1	0	0	0	0	0	0	0	0	0	0	0	W	34-15
11/28	at Packers	S	1	0	1	0.0	0.0	0	0	0	0	0	0	0	1	0	0	0	0	0	0	0	0	0	0	0	L	17-30
12/08	Jets	S	4	4	0	0.0	0.0	0	0	0	0	0	0	0	1	0	0	0	0	0	0	0	0	0	0	0	W	32-26+
12/15	at Texans	S	2	1	1	0.0	0.0	0	0	0	0	0	0	0	0	0	0	0	0	0	0	0	0	0	0	0	L	12-20
12/22	49ers	S	5	2	3	0.0	0.0	0	0	0	0	0	0	0	0	0	0	0	0	0	0	0	0	0	0	0	W	29-17
12/29	at Browns	S	1	0	1	0.0	0.0	0	0	0	0	0	0	0	1	0	0	0	0	0	0	0	0	0	0	0	W	20-3
01/05	at Jets	S	3	3	0	0.0	0.0	1	1	0	0	0	0	0	1	0	0	0	0	0	0	0	0	0	0	0	L	20-32
2024 TOTALS		**17-17**	**60**	**39**	**21**	**1.0**	**12.0**	**6**	**21**	**4**	**2**	**7**	**7**	**0**	**11**	**0**	**0**	**0**	**0**	**0**	**0**	**0**	**0**	**0**	**0**	**0**	**8-9**	

+ - Overtime

2023 GAME-BY-GAME REGULAR-SEASON STATISTICS (DOLPHINS)

			TACKLES								INTERCEPTIONS					O. FUMB				ST					MISC			
DATE	OPPONENT	P/S	TK	S	A	SK	YDS	TFL	YDS	QBH	NO	YDS	LG	TD	PD	FF	FR	TD	YDS	TK	S	A	FF	FR	S	A	W/L	SCORE
09/10	at Chargers											DID NOT PLAY															W	36-34
09/17	at Patriots											DID NOT PLAY															W	24-17
09/24	Broncos											DID NOT PLAY															W	70-20
10/01	at Bills											DID NOT PLAY															L	20-48
10/08	Giants											DID NOT PLAY															W	31-16
10/15	Panthers											DID NOT PLAY															W	42-21
10/22	at Eagles											DID NOT PLAY															L	17-31
10/29	Patriots	S	1	0	1	0.0	0.0	0	0	0	1	49	49	0	1	0	0	0	0	0	0	0	0	0	0	0	W	31-17
11/05	at Chiefs	S	4	4	0	0.0	0.0	0	0	0	0	0	0	0	0	0	0	0	0	0	0	0	0	0	0	0	L	14-21
11/19	Raiders	S	1	1	0	0.0	0.0	0	0	0	2	3	3	0	2	0	0	0	0	0	0	0	0	0	0	0	W	20-13
11/24	at Jets	S	3	3	0	0.0	0.0	0	0	0	0	0	0	0	0	0	0	0	0	0	0	0	0	0	0	0	W	34-13
12/03	at Commanders	S	1	1	0	0.0	0.0	0	0	0	0	0	0	0	0	0	0	0	0	0	0	0	0	0	0	0	W	45-15
12/11	Titans	S	2	1	1	0.0	0.0	0	0	0	0	0	0	0	1	0	0	0	0	0	0	0	0	0	0	0	L	27-28
12/17	Jets	S	0	0	0	0.0	0.0	0	0	0	0	0	0	0	1	0	0	0	0	0	0	0	0	0	0	0	W	30-0
12/24	Cowboys	S	4	4	0	0.0	0.0	0	0	0	0	0	0	0	0	0	0	0	0	0	0	0	0	0	0	0	W	22-20
12/31	at Ravens	S	2	2	0	0.0	0.0	0	0	0	0	0	0	0	0	0	0	0	0	0	0	0	0	0	0	0	L	19-56
01/07	Bills	S	4	2	2	0.0	0.0	0	0	0	0	0	0	0	0	0	0	0	0	0	0	0	0	0	0	0	L	14-21
2023 TOTALS		**10-10**	**22**	**18**	**4**	**0.0**	**0.0**	**0**	**0**	**0**	**3**	**52**	**49**	**0**	**5**	**0**	**0**	**0**	**0**	**0**	**0**	**0**	**0**	**0**	**0**	**0**	**11-6**	

2022 GAME-BY-GAME REGULAR-SEASON STATISTICS (RAMS)

			TACKLES								INTERCEPTIONS					O. FUMB				ST					MISC			
DATE	OPPONENT	P/S	TK	S	A	SK	YDS	TFL	YDS	QBH	NO	YDS	LG	TD	PD	FF	FR	TD	YDS	TK	S	A	FF	FR	S	A	W/L	SCORE
09/08	Bills	S	6	6	0	0.0	0.0	0	0	0	0	0	0	0	0	0	0	0	0	0	0	0	0	0	0	0	L	10-31
09/18	Falcons	S	2	2	0	0.0	0.0	0	0	0	1	25	25	0	2	0	0	0	0	0	0	0	0	0	0	0	W	31-27
09/25	at Cardinals	S	8	8	0	0.0	0.0	2	1	0	0	0	0	0	2	0	0	0	0	0	0	0	0	0	0	0	W	20-12
10/03	at 49ers	S	2	2	0	0.0	0.0	0	0	0	0	0	0	0	1	0	0	0	0	0	0	0	0	0	0	0	L	9-24
10/09	Cowboys	S	2	2	0	1.0	8.0	0	0	1	0	0	0	0	0	1	0	0	0	0	0	0	0	0	0	0	L	10-22
10/16	Panthers	S	3	3	0	1.0	9.0	2	10	1	0	0	0	0	0	0	0	0	0	0	0	0	0	0	0	0	W	24-10
10/30	49ers	S	6	1	5	0.0	0.0	0	0	0	0	0	0	0	2	1	0	0	0	0	0	0	0	0	0	0	L	14-31
11/06	at Buccaneers	S	9	6	3	0.0	0.0	0	0	0	0	0	0	0	2	0	0	0	0	0	0	0	0	0	0	0	L	13-16
11/13	Cardinals	S	6	5	1	0.0	0.0	0	0	0	0	0	0	0	0	0	0	0	0	0	0	0	0	0	0	0	L	17-27
11/20	at Saints	S	7	5	2	0.0	0.0	0	0	0	0	0	0	0	0	0	0	0	0	0	0	0	0	0	0	0	L	20-27
11/27	at Chiefs	S	6	3	3	0.0	0.0	0	0	0	0	0	0	0	1	0	0	0	0	0	0	0	0	0	0	0	L	10-26
12/04	Seahawks	S	6	3	3	0.0	0.0	0	0	0	0	0	0	0	0	0	0	0	0	0	0	0	0	0	0	0	L	23-27
12/08	Raiders	S	6	4	2	0.0	0.0	0	0	0	0	0	0	0	1	0	0	0	0	0	0	0	0	0	0	0	W	17-16
12/19	at Packers	S	6	3	3	0.0	0.0	0	0	0	0	0	0	0	0	1	1	0	12	0	0	0	0	0	0	0	L	12-24
12/25	Broncos	S	5	4	1	0.0	0.0	0	0	0	1	0	0	0	3	0	0	0	0	0	0	0	0	0	0	0	W	51-14
01/01	at Chargers	S	3	2	1	0.0	0.0	0	0	0	0	0	0	0	1	0	0	0	0	0	0	0	0	0	0	0	L	10-31
01/08	at Seahawks	S	5	5	0	0.0	0.0	0	0	0	2	28	28	0	3	0	0	0	0	0	0	0	0	0	0	0	L	16-19+
2022 TOTALS		**17-17**	**88**	**64**	**24**	**2.0**	**17.0**	**4**	**11**	**2**	**4**	**53**	**28**	**0**	**18**	**3**	**1**	**0**	**12**	**0**	**0**	**0**	**0**	**0**	**0**	**0**	**5-12**	

+ - Overtime

2021 GAME-BY-GAME REGULAR-SEASON STATISTICS (RAMS)

			TACKLES								INTERCEPTIONS					O. FUMB				ST					MISC			
DATE	OPPONENT	P/S	TK	S	A	SK	YDS	TFL	YDS	QBH	NO	YDS	LG	TD	PD	FF	FR	TD	YDS	TK	S	A	FF	FR	S	A	W/L	SCORE
09/12	Bears	S	9	7	2	0.0	0.0	2	4	0	0	0	0	0	1	0	0	0	0	0	0	0	0	0	0	0	W	34-14
09/19	at Colts	S	3	1	2	0.0	0.0	0	0	0	1	0	0	0	1	0	0	0	0	0	0	0	0	0	0	0	W	27-24
09/26	Buccaneers	S	8	7	1	0.0	0.0	0	0	0	0	0	0	0	0	0	0	0	0	0	0	0	0	0	0	0	W	34-24
10/03	Cardinals	S	5	4	1	0.0	0.0	1	1	0	0	0	0	0	2	0	0	0	0	0	0	0	0	0	0	0	L	20-37
10/07	at Seahawks	S	4	3	1	0.0	0.0	0	0	0	0	0	0	0	1	0	0	0	0	0	0	0	0	0	0	0	W	26-17
10/17	at Giants	S	6	5	1	0.0	0.0	0	0	0	0	0	0	0	0	0	0	0	0	0	0	0	0	0	0	0	W	38-11
10/24	Lions	S	6	4	2	0.0	0.0	1	1	1	1	25	25	0	1	0	0	0	0	0	0	0	0	0	0	0	W	28-19
10/31	at Texans	S	2	2	0	0.0	0.0	1	1	0	0	0	0	0	1	1	0	0	0	0	0	0	0	0	0	0	W	38-22
11/07	Titans	S	3	3	0	0.0	0.0	1	7	0	1	6	6	0	1	0	0	0	0	0	0	0	0	0	0	0	L	16-28
11/15	at 49ers	S	4	3	1	0.0	0.0	2	1	0	0	0	0	0	2	0	0	0	0	0	0	0	0	0	0	0	L	10-31
11/28	at Packers	S	6	5	1	0.0	0.0	0	0	0	0	0	0	0	0	0	0	0	0	0	0	0	0	0	0	0	L	28-36
12/05	Jaguars	S	3	2	1	0.0	0.0	0	0	0	0	0	0	0	1	0	1	0	8	0	0	0	0	0	0	0	W	37-7
12/13	at Cardinals											DID NOT PLAY															W	30-23
12/21	Seahawks	S	5	5	0	0.0	0.0	0	0	0	0	0	0	0	2	0	0	0	0	0	0	0	0	0	0	0	W	20-10
12/26	at Vikings	S	7	6	1	0.0	0.0	0	0	0	0	0	0	0	1	0	0	0	0	0	0	0	0	0	0	0	W	30-23
01/02	at Ravens	S	3	2	1	0.0	0.0	0	0	0	0	0	0	0	1	0	0	0	0	0	0	0	0	0	0	0	W	20-19
01/09	49ers	S	3	3	0	0.0	0.0	1	2	0	1	10	10	0	1	0	0	0	0	0	0	0	0	0	0	0	L	24-27+
2021 TOTALS		**16-16**	**77**	**62**	**15**	**0.0**	**0.0**	**9**	**17**	**1**	**4**	**41**	**25**	**0**	**16**	**1**	**1**	**0**	**8**	**0**	**0**	**0**	**0**	**0**	**0**	**0**	**12-5**	

+ - Overtime

2020 GAME-BY-GAME REGULAR-SEASON STATISTICS (RAMS)

			TACKLES								INTERCEPTIONS					O. FUMB				ST					MISC			
DATE	OPPONENT	P/S	TK	S	A	SK	YDS	TFL	YDS	QBH	NO	YDS	LG	TD	PD	FF	FR	TD	YDS	TK	S	A	FF	FR	S	A	W/L	SCORE
09/13	Cowboys	S	6	6	0	0.0	0.0	0	0	0	0	0	0	0	1	0	0	0	0	0	0	0	0	0	0	0	W	20-17
09/20	at Eagles	S	1	1	0	0.0	0.0	0	0	0	0	0	0	0	0	0	0	0	0	0	0	0	0	0	0	0	W	37-19
09/27	at Bills	S	1	1	0	0.0	0.0	0	0	0	0	0	0	0	1	0	0	0	0	0	0	0	0	0	0	0	L	32-35
10/04	Giants	S	5	4	1	0.0	0.0	1	1	0	0	0	0	0	0	0	0	0	0	0	0	0	0	0	0	0	W	17-9
10/11	at Football Team	S	0	0	0	0.0	0.0	0	0	0	0	0	0	0	0	0	0	0	0	0	0	0	0	0	0	0	W	30-10
10/18	at 49ers	S	4	3	1	0.0	0.0	1	2	0	0	0	0	0	0	0	0	0	0	0	0	0	0	0	0	0	L	16-24
10/26	Bears	S	4	4	0	0.0	0.0	0	0	0	1	2	2	0	1	0	0	0	0	0	0	0	0	0	0	0	W	24-10
11/01	at Dolphins		DID NOT PLAY (NON-INJURY)																								L	17-28
11/15	Seahawks	S	2	2	0	0.0	0.0	0	0	0	0	0	0	0	0	0	0	0	0	0	0	0	0	0	0	0	W	23-16
11/23	at Buccaneers	S	6	4	2	0.0	0.0	0	0	0	0	0	0	0	0	0	0	0	0	0	0	0	0	0	0	0	W	27-24
11/29	49ers	S	2	0	2	0.0	0.0	0	0	1	0	0	0	0	0	0	0	0	0	0	0	0	0	0	0	0	L	20-23
12/06	at Cardinals	S	2	2	0	0.0	0.0	0	0	0	0	0	0	0	0	0	0	0	0	0	0	0	0	0	0	0	W	38-28
12/10	Patriots	S	3	2	1	0.0	0.0	0	0	0	0	0	0	0	0	0	0	0	0	0	0	0	0	0	0	0	W	24-3
12/20	Jets	S	2	1	1	0.0	0.0	0	0	0	0	0	0	0	1	0	0	0	0	0	0	0	0	0	0	0	L	20-23
12/27	at Seahawks	S	1	1	0	0.0	0.0	0	0	0	0	0	0	0	1	0	0	0	0	0	0	0	0	0	0	0	L	9-20
01/03	Cardinals	S	5	5	0	0.0	0.0	0	0	0	0	0	0	0	4	0	0	0	0	0	0	0	0	0	0	0	W	18-7
2020 TOTALS		**15-15**	**44**	**36**	**8**	**0.0**	**0.0**	**2**	**3**	**1**	**1**	**2**	**2**	**0**	**9**	**0**	**0**	**0**	**0**	**0**	**0**	**0**	**0**	**0**	**0**	**0**	**10-6**	

2019 GAME-BY-GAME REGULAR-SEASON STATISTICS (JAGUARS/RAMS)

			TACKLES								INTERCEPTIONS					O. FUMB				ST					MISC			
DATE	OPPONENT	P/S	TK	S	A	SK	YDS	TFL	YDS	QBH	NO	YDS	LG	TD	PD	FF	FR	TD	YDS	TK	S	A	FF	FR	S	A	W/L	SCORE
09/08	Chiefs	S	5	5	0	0.0	0.0	0	0	0	0	0	0	0	0	0	0	0	0	0	0	0	0	0	0	0	L	26-40
09/15	at Texans	S	4	4	0	0.0	0.0	0	0	0	0	0	0	0	1	0	0	0	0	0	0	0	0	0	0	0	L	12-13
09/19	Titans	S	8	4	4	0.0	0.0	0	0	0	0	0	0	0	0	1	0	0	0	0	0	0	0	0	0	0	W	20-7
09/29	at Broncos		INACTIVE																								W	26-24
10/06	at Panthers		INACTIVE																								L	27-34
10/13	Saints		INACTIVE																								L	6-13
			Went from **Jaguars** to **Rams**.																									
10/20	at Falcons	P	4	4	0	0.0	0.0	0	0	0	0	0	0	0	0	1	0	0	0	0	0	0	0	0	0	0	W	37-10
10/27	Bengals	S	7	6	1	0.0	0.0	0	0	0	0	0	0	0	0	0	0	0	0	0	0	0	0	0	0	0	W	24-10
11/10	at Steelers	S	3	3	0	0.0	0.0	0	0	0	0	0	0	0	0	0	0	0	0	0	0	0	0	0	0	0	L	12-17
11/17	Bears	S	4	3	1	0.0	0.0	0	0	0	0	0	0	0	1	0	0	0	0	0	0	0	0	0	0	0	W	17-7
11/25	Ravens	S	6	6	0	0.0	0.0	0	0	0	0	0	0	0	1	0	0	0	0	0	0	0	0	0	0	0	L	6-45
12/01	at Cardinals	S	0	0	0	0.0	0.0	0	0	0	0	0	0	0	0	0	0	0	0	0	0	0	0	0	0	0	W	34-7
12/08	Seahawks	S	4	4	0	0.0	0.0	0	0	0	0	0	0	0	0	0	0	0	0	0	0	0	0	0	0	0	W	28-12
12/15	at Cowboys	S	1	1	0	0.0	0.0	0	0	0	0	0	0	0	0	0	0	0	0	0	0	0	0	0	0	0	L	21-44
12/21	at 49ers	S	4	4	0	0.0	0.0	0	0	0	1	13	13	0	2	0	0	0	0	0	0	0	0	0	0	0	L	31-34
12/29	Cardinals		ON INACTIVE LIST																								W	31-24
2019 TOTALS		**12-11**	**50**	**44**	**6**	**0.0**	**0.0**	**0**	**0**	**0**	**1**	**13**	**13**	**0**	**5**	**2**	**0**	**0**	**0**	**0**	**0**	**0**	**0**	**0**	**0**	**0**	**8-8**	

2018 GAME-BY-GAME REGULAR-SEASON STATISTICS (JAGUARS)

			TACKLES								INTERCEPTIONS					O. FUMB				ST					MISC			
DATE	OPPONENT	P/S	TK	S	A	SK	YDS	TFL	YDS	QBH	NO	YDS	LG	TD	PD	FF	FR	TD	YDS	TK	S	A	FF	FR	S	A	W/L	SCORE
09/09	at Giants	S	5	4	1	0.0	0.0	1	2	0	0	0	0	0	0	0	0	0	0	0	0	0	0	0	0	0	W	20-15
09/16	Patriots	S	3	3	0	0.0	0.0	0	0	0	0	0	0	0	0	0	0	0	0	0	0	0	0	0	0	0	W	31-20
09/23	Titans	S	4	4	0	0.0	0.0	0	0	0	0	0	0	0	0	0	0	0	0	0	0	0	0	0	0	0	L	6-9
09/30	Jets	S	1	1	0	0.0	0.0	0	0	0	0	0	0	0	1	0	0	0	0	0	0	0	0	0	0	0	W	31-12
10/07	at Chiefs	S	4	4	0	0.0	0.0	0	0	0	0	0	0	0	0	0	0	0	0	0	0	0	0	0	0	0	L	14-30
10/14	at Cowboys	S	4	3	1	0.0	0.0	0	0	0	0	0	0	0	1	0	0	0	0	0	0	0	0	0	0	0	L	7-40
10/21	Texans	S	1	1	0	0.0	0.0	0	0	0	0	0	0	0	1	0	0	0	0	0	0	0	0	0	0	0	L	7-20
10/28	Eagles	S	3	3	0	0.0	0.0	0	0	0	1	0	0	0	1	0	0	0	0	0	0	0	0	0	0	0	L	18-24
11/11	at Colts	S	5	5	0	0.0	0.0	0	0	0	0	0	0	0	0	0	0	0	0	0	0	0	0	0	0	0	L	26-29
11/18	Steelers	S	8	8	0	0.0	0.0	0	0	0	2	0	0	0	3	0	0	0	0	0	0	0	0	0	0	0	L	16-20
11/25	at Bills	S	4	3	1	0.0	0.0	0	0	0	0	0	0	0	1	0	0	0	0	0	0	0	0	0	0	0	L	21-24
12/02	Colts	S	6	6	0	0.0	0.0	0	0	0	0	0	0	0	2	0	0	0	0	0	0	0	0	0	0	0	W	6-0
12/06	at Titans	S	5	5	0	0.0	0.0	1	0	0	0	0	0	0	0	0	0	0	0	0	0	0	0	0	0	0	L	9-30
12/16	Redskins	S	4	4	0	0.0	0.0	0	0	0	0	0	0	0	1	0	0	0	0	0	0	0	0	0	0	0	L	13-16
12/23	at Dolphins	S	3	3	0	0.0	0.0	0	0	0	0	0	0	0	0	0	0	0	0	0	0	0	0	0	0	0	W	17-7
12/30	at Texans	S	5	5	0	0.0	0.0	0	0	0	0	0	0	0	2	0	0	0	0	0	0	0	0	0	0	0	L	3-20
2018 TOTALS		**16-16**	**65**	**62**	**3**	**0.0**	**0.0**	**2**	**2**	**0**	**3**	**0**	**0**	**0**	**13**	**0**	**0**	**0**	**0**	**0**	**0**	**0**	**0**	**0**	**0**	**0**	**5-11**	

2017 GAME-BY-GAME REGULAR-SEASON STATISTICS (JAGUARS)

			TACKLES								INTERCEPTIONS					O. FUMB				ST					MISC			
DATE	OPPONENT	P/S	TK	S	A	SK	YDS	TFL	YDS	QBH	NO	YDS	LG	TD	PD	FF	FR	TD	YDS	TK	S	A	FF	FR	S	A	W/L	SCORE
09/10	at Texans	S	3	2	1	0.0	0.0	0	0	0	0	0	0	0	3	0	0	0	0	0	0	0	0	0	0	0	W	29-7
09/17	Titans	S	2	2	0	0.0	0.0	0	0	0	0	0	0	0	0	0	0	0	0	0	0	0	0	0	0	0	L	16-37
09/24	Ravens	S	2	2	0	0.0	0.0	0	0	0	1	1	1	0	1	0	0	0	0	0	0	0	0	0	0	0	W	44-7
10/01	at Jets	S	4	4	0	0.0	0.0	0	0	0	0	0	0	0	1	0	0	0	0	0	0	0	0	0	0	0	L	20-23+
10/08	at Steelers	S	7	7	0	0.0	0.0	0	0	0	1	15	15	0	4	0	0	0	0	0	0	0	0	0	0	0	W	30-9
10/15	Rams	S	3	1	2	0.0	0.0	0	0	0	0	0	0	0	0	0	0	0	0	0	0	0	0	0	0	0	L	17-27
10/22	at Colts	S	4	4	0	0.0	0.0	0	0	0	0	0	0	0	2	0	0	0	0	0	0	0	0	0	0	0	W	27-0
11/05	Bengals	S	1	1	0	0.0	0.0	0	0	0	0	0	0	0	0	0	0	0	0	0	0	0	0	0	0	0	W	23-7
11/12	Chargers	S	4	3	1	0.0	0.0	0	0	0	0	0	0	0	2	0	0	0	0	0	0	0	0	0	0	0	W	20-17+
11/19	at Browns	S	6	4	2	0.0	0.0	0	0	0	0	0	0	0	1	0	0	0	0	0	0	0	0	0	0	0	W	19-7
11/26	at Cardinals	S	6	6	0	0.0	0.0	1	7	0	0	0	0	0	0	0	0	0	0	0	0	0	0	0	0	0	L	24-27
12/03	Colts	S	5	4	1	0.0	0.0	0	0	0	1	18	18	0	2	0	0	0	0	0	0	0	0	0	0	0	W	30-10
12/10	Seahawks	S	2	2	0	0.0	0.0	1	1	0	1	0	0	0	1	0	0	0	0	0	0	0	0	0	0	0	W	30-24
12/17	Texans	S	4	4	0	0.0	0.0	0	0	0	0	0	0	0	0	0	0	0	0	0	0	0	0	0	0	0	W	45-7
12/24	at 49ers	S	7	4	3	0.0	0.0	0	0	0	0	0	0	0	0	0	0	0	0	0	0	0	0	0	0	0	L	33-44
12/31	at Titans	S	3	2	1	0.0	0.0	0	0	0	0	0	0	0	0	0	0	0	0	0	0	0	0	0	0	0	L	10-15
2017 TOTALS		**16-16**	**63**	**52**	**11**	**0.0**	**0.0**	**2**	**8**	**0**	**4**	**34**	**18**	**0**	**17**	**0**	**0**	**0**	**0**	**0**	**0**	**0**	**0**	**0**	**0**	**0**	**10-6**	

+ - Overtime

2016 GAME-BY-GAME REGULAR-SEASON STATISTICS (JAGUARS)

			TACKLES								INTERCEPTIONS					O. FUMB				ST					MISC			
DATE	OPPONENT	P/S	TK	S	A	SK	YDS	TFL	YDS	QBH	NO	YDS	LG	TD	PD	FF	FR	TD	YDS	TK	S	A	FF	FR	S	A	W/L	SCORE
09/11	Packers	S	3	2	1	0.0	0.0	0	0	1	0	0	0	0	0	0	0	0	0	0	0	0	0	0	0	0	L	23-27
09/18	at Chargers	S	6	6	0	0.0	0.0	1	1	0	0	0	0	0	0	0	0	0	0	0	0	0	0	0	0	0	L	14-38
09/25	Ravens	S	5	4	1	0.0	0.0	0	0	0	0	0	0	0	0	0	0	0	0	0	0	0	0	0	0	0	L	17-19
10/02	Colts	S	4	4	0	0.0	0.0	0	0	0	0	0	0	0	0	0	0	0	0	0	0	0	0	0	0	0	W	30-27
10/16	at Bears	S	2	2	0	0.0	0.0	0	0	0	0	0	0	0	1	0	0	0	0	0	0	0	0	0	0	0	W	17-16
10/23	Raiders	S	2	2	0	0.0	0.0	0	0	0	0	0	0	0	0	0	0	0	0	0	0	0	0	0	0	0	L	16-33
10/27	at Titans	S	8	4	4	0.0	0.0	0	0	0	0	0	0	0	0	0	0	0	0	0	0	0	0	0	0	0	L	22-36
11/06	at Chiefs	S	2	1	1	0.0	0.0	0	0	0	0	0	0	0	0	0	0	0	0	0	0	0	0	0	0	0	L	14-19
11/13	Texans	S	6	6	0	0.0	0.0	0	0	0	0	0	0	0	0	0	0	0	0	0	0	0	0	0	0	0	L	21-24
11/20	at Lions	S	6	5	1	0.0	0.0	0	0	0	0	0	0	0	0	0	0	0	0	0	0	0	0	0	0	0	L	19-26
11/27	at Bills	S	3	3	0	0.0	0.0	1	3	0	0	0	0	0	0	0	0	0	0	0	0	0	0	0	0	0	L	21-28
12/04	Broncos	S	4	3	1	0.0	0.0	0	0	0	0	0	0	0	2	0	0	0	0	0	0	0	0	0	0	0	L	10-20
12/11	Vikings	S	2	1	1	0.0	0.0	0	0	0	0	0	0	0	1	0	0	0	0	0	0	0	0	0	0	0	L	16-25
12/18	at Texans	S	4	4	0	0.0	0.0	0	0	0	1	35	35	0	5	1	0	0	0	0	0	0	0	0	0	0	L	20-21
12/24	Titans	S	4	4	0	0.0	0.0	0	0	0	1	30	30	1	4	0	0	0	0	0	0	0	0	0	0	0	W	38-17
01/01	at Colts	S	4	4	0	0.0	0.0	0	0	0	0	0	0	0	1	0	0	0	0	0	0	0	0	0	0	0	L	20-24
2016 TOTALS		**16-16**	**65**	**55**	**10**	**0.0**	**0.0**	**2**	**4**	**1**	**2**	**65**	**35**	**1**	**14**	**1**	**0**	**0**	**0**	**0**	**0**	**0**	**0**	**0**	**0**	**0**	**3-13**	

2023 GAME-BY-GAME POSTSEASON STATISTICS (DOLPHINS)

			TACKLES								INTERCEPTIONS					O. FUMB				ST					MISC			
DATE	OPPONENT	P/S	TK	S	A	SK	YDS	TFL	YDS	QBH	NO	YDS	LG	TD	PD	FF	FR	TD	YDS	TK	S	A	FF	FR	S	A	W/L	SCORE
01/13	at Chiefs	S	5	4	1	0.0	0.0	1	1	0	0	0	0	0	1	0	0	0	0	0	0	0	0	0	0	0	L	7-26
2023 TOTALS		**1-1**	**5**	**4**	**1**	**0.0**	**0.0**	**1**	**1**	**0**	**0**	**0**	**0**	**0**	**1**	**0**	**0**	**0**	**0**	**0**	**0**	**0**	**0**	**0**	**0**	**0**	**0-1**	

2021 GAME-BY-GAME POSTSEASON STATISTICS (RAMS)

			TACKLES								INTERCEPTIONS					O. FUMB				ST					MISC			
DATE	OPPONENT	P/S	TK	S	A	SK	YDS	TFL	YDS	QBH	NO	YDS	LG	TD	PD	FF	FR	TD	YDS	TK	S	A	FF	FR	S	A	W/L	SCORE
01/17	Cardinals	S	4	4	0	0.0	0.0	0	0	0	0	0	0	0	0	0	0	0	0	0	0	0	0	0	0	0	W	34-11
01/23	at Buccaneers	S	4	3	1	0.0	0.0	0	0	0	0	0	0	0	1	0	0	0	0	0	0	0	0	0	0	0	W	30-27
01/30	49ers	S	1	1	0	0.0	0.0	0	0	0	0	0	0	0	2	0	0	0	0	0	0	0	0	0	0	0	W	20-17
02/13	at Bengals	S	4	3	1	0.0	0.0	0	0	0	0	0	0	0	1	0	0	0	0	0	0	0	0	0	0	0	W	23-20
2021 TOTALS		**4-4**	**13**	**11**	**2**	**0.0**	**0.0**	**0**	**0**	**0**	**0**	**0**	**0**	**0**	**4**	**0**	**0**	**0**	**0**	**0**	**0**	**0**	**0**	**0**	**0**	**0**	**4-0**	

2020 GAME-BY-GAME POSTSEASON STATISTICS (RAMS)

			TACKLES								INTERCEPTIONS					O. FUMB				ST					MISC			
DATE	OPPONENT	P/S	TK	S	A	SK	YDS	TFL	YDS	QBH	NO	YDS	LG	TD	PD	FF	FR	TD	YDS	TK	S	A	FF	FR	S	A	W/L	SCORE
01/09	at Seahawks	S	3	3	0	0.0	0.0	0	0	0	0	0	0	0	1	0	0	0	0	0	0	0	0	0	0	0	W	30-20
01/16	at Packers	S	4	1	3	0.0	0.0	0	0	0	0	0	0	0	0	0	0	0	0	0	0	0	0	0	0	0	L	18-32
2020 TOTALS		**2-2**	**7**	**4**	**3**	**0.0**	**0.0**	**0**	**0**	**0**	**0**	**0**	**0**	**0**	**1**	**0**	**0**	**0**	**0**	**0**	**0**	**0**	**0**	**0**	**0**	**0**	**1-1**	

2017 GAME-BY-GAME POSTSEASON STATISTICS (JAGUARS)

			TACKLES								INTERCEPTIONS					O. FUMB				ST					MISC			
DATE	OPPONENT	P/S	TK	S	A	SK	YDS	TFL	YDS	QBH	NO	YDS	LG	TD	PD	FF	FR	TD	YDS	TK	S	A	FF	FR	S	A	W/L	SCORE
01/07	Bills	S	2	2	0	0.0	0.0	0	0	0	1	2	2	0	1	0	0	0	0	0	0	0	0	0	0	0	W	10-3
01/14	at Steelers	S	4	3	1	0.0	0.0	0	0	0	0	0	0	0	0	0	0	0	0	0	0	0	0	0	0	0	W	45-42
01/21	at Patriots	S	2	2	0	0.0	0.0	0	0	0	0	0	0	0	0	0	0	0	0	0	0	0	0	0	0	0	L	20-24
2017 TOTALS		**3-3**	**8**	**7**	**1**	**0.0**	**0.0**	**0**	**0**	**0**	**1**	**2**	**2**	**0**	**1**	**0**	**0**	**0**	**0**	**0**	**0**	**0**	**0**	**0**	**0**	**0**	**2-1**	

AARON RODGERS

QB

8

HEIGHT: 6-2
WEIGHT: 223
BORN: December 2, 1983
COLLEGE: California

HOW ACQUIRED: FA '25
NFL EXPERIENCE: 21st year
BIRTHPLACE Chico, CA

PRO CAREER

AWARDS

- Named Associated Press NFL Most Valuable Player four times (2011, 2014, 2020, 2021), joining Peyton Manning (five) as the only players in NFL history with four or more MVP awards
- Fifth consecutive-MVP winner in NFL history, joining Jim Brown (1957-58), Joe Montana (1989-90), Brett Favre (1995-97) and Manning (2003-04 & 2008-09)
- Has finished in the top five in MVP voting seven times and Offensive Player of the Year voting six times
- Named Super Bowl XLV MVP after throwing for 304 yards and three TDs
- Four-time PFW/PFWA Most Valuable Player (2011, 2014, 2020, 2021)
- 10-time Pro Bowl selection (2009, 2011-12, 2014-21), which is tied for the fifth-most by a quarterback in League history
- Has been selected to the Pro Bowl in 10 of his 14 seasons playing at least 15 games
- Named to the 2010s All-Decade Team by the Pro Football Hall of Fame, one of two QBs (Tom Brady) selected to the team by the HOF's 48-member selection committee
- Three-time FedEx Air Players of the Year (2010, 2014, 2020)
- 2011 PFW/PFWA Offensive Player of the Year
- Four-time First Team All-Pro (2011, 2014, 2020, 2021)
- Two-time Sporting News Player of the Year (2011, 2014)
- 14-time NFL Top 100 selection (2011-2024)
- Only player to be an NFL Top 100 selection each year of its existence
- Named NFC Player of the Month 10 times in his career (December in 2021, December of 2020, December of 2016, November of 2014, October of 2012, November of 2011, October of 2011, September of 2011, December of 2010 and October of 2009)
- Career Regular-Season Record as a Starter: 153-87-1 (.637): 0-0 (.000) in '05, 0-0 (.000) in '06, 0-0 (.000) in '07, 6-10 (.375) in '08, 11-5 (.688) in '09, 10-5 (.667) in '10, 14-1 (.933) in '11, 11-5 (.688) in '12, 6-3 (.667) in '13, 12-4 (.750) in '14, 10-6 (.625) in '15, 10-6 (.625) in '16, 4-3 (.571) in '17, 6-9-1 (.406) in '18, 13-3 (.813) in '19, 13-3 (.813) in '20, 13-3 (.813) in '21, 8-9 (.471) in '22, 1-0 (1.000) in '23 and 5-12 (.294) in '24
- Named NFC Offensive Player of the Week (1963-2024) 19 times in his career (Week 15 in 2021, Week 13 of 2020, Week 7 of 2019, Week 5 of 2017, Weeks 14 and 16 in 2016, Week 3 in 2015, Weeks 4, 7, 10 and 17 in 2014, Week 2 in 2013, Weeks 4 and 6 in 2012, Weeks 1, 4 and 9 in 2011 and Weeks 13 and 16 in 2010)
- Named PFW Offensive Player of the Week (1976-2012) eight times in his career (Week 6 in 2012, Weeks 1, 4, 5, 9 and 13 in 2011 and Weeks 13 and 16 in 2010)
- His 27 combined Player of the Week selections are tied for the fifth-most in NFL history, trailing only Tom Brady (40), Peyton Manning (37), Drew Brees (32) and John Carney (28)
- His 27 combined Offensive Player of the Week selections are the fourth-most in NFL history, trailing only Tom Brady (40), Peyton Manning (37) and Drew Brees (32)
- Pro Football Hall of Fame All-Decade Team - 2010s
- Named the FedEx Air Player of the Year three times (2010, 2014 and 2020)
- Named the FedEx Air Player of the Week 21 times (Weeks 7 and 8 of 2019; Week 6 of 2018; Weeks 7, 14 and 16 in 2016; Week 3 in 2015; Weeks 10 and 11 in 2014; Week 2 in 2013; Weeks 6 and 16 of 2012, Weeks 4, 5, 6, 7, 9 and 13 in 2011; Weeks 11 and 13 in 2010, Week 2 in 2008)
- Named 2015 finalist for the Walter Payton Man of the Year, an award that recognizes a player's off-the-field community service as well as his playing excellence
- Named captain 14 times over his 20-year career (Green Bay 12, N.Y. Jets 2)

CAREER HIGHLIGHTS

- Has played in 248 regular-season games (241 starts) over his 20-year NFL career (Green Bay 2005-22; N.Y. Jets 2023-24)
- His 248 regular-season games played are the sixth-most at quarterback in NFL history
- His 241 regular-season games started are the sixth-most at quarterback in NFL history
- Has completed 5,369-of-8,245 passes (65.1%) for 62,952 yards, 503 TDs, 116 interceptions and a 102.6 career passer rating
- Has rushed for 3,573 yards and 35 TDs on 741 carries (4.8 avg.)
- Has led his teams to double-digit wins in 10 different seasons, 11 playoff appearances, five NFC Championship berths and a Super Bowl XLV win
- His 10 different seasons with double-digit wins is tied for the third-most in NFL history (only Tom Brady, 19, and Peyton Manning, 14, have more)
- His 153 regular-season victories as a starting quarterback are the sixth-most in NFL history
- His .637 regular-season winning percentage as a starting quarterback is the seventh-highest in NFL history (min. 150 games started)
- One of six quarterbacks in NFL history to register 150 regular-season wins as a starter
- Joined Tom Brady, Peyton Manning, Brett Favre, Drew Brees and Ben Roethlisberger as the only starting quarterbacks in NFL history with at least 150 regular-season wins
- Registered his 150th career win in his 227th career start, becoming the fourth-fastest quarterback to reach 150 wins in NFL history
- Fifth QB in NFL history (Tom Brady, Peyton Manning, Ben Roethlisberger and Brett Favre) to win 130 games in the first 200 starts of his career
- Ranks first in NFL history in TD/INT ratio (4.34, 503/116), interception percentage (1.41) and passer rating (102.6) (min. 1,500 attempts)
- Ranks second in League history in TD percentage (6.1%) (min. 1,500 attempts)
- Has posted the top two single-season marks for passer rating in NFL history (122.5 in 2011 and 121.5 in 2020)
- Has registered five of the eight seasons in League history with 500+ passing attempts and five or fewer interceptions (2014, 2018-21), with four other quarterbacks doing it one time (Justin Herbet, 2024; Russell Wilson, 2019; Alex Smith, 2017; Sam Bradford, 2016)
- Among quarterbacks with 30+ passing TDs in a season, holds four of the top six single-season marks in NFL history for TD/INT ratio, including a then League-record 9.60 mark (48/5) in 2020 (Lamar Jackson now holds the record in 2024, 10.3)
- Among quarterbacks with 500+ attempts in a season, holds the six of the top seven single-season marks for TD/INT ratio, including each of the top three (12.5 in 2018; 9.6 in 2020; 9.3 in 2021)
- Has recorded three of the four seasons in NFL history with 40+ TD passes and seven or fewer interceptions (45/6 in 2011, 40/7 in 2016 and 48/5 in 2020)
- Lamar Jackson is the only other quarterback in League history to accomplish the feat (41/4 in 2024)
- His three seasons with 40+ TD passes rank tied with Tom Brady for first in NFL history
- Has led the league in interception percentage an NFL-record six times in his career (2009, 2014, 2018-21)

CAREER HIGHLIGHTS

- Only quarterback to lead the League in interception percentage in four straight seasons
- Set an NFL single-season record in 2018 with his interception percentage of 0.34 (two interceptions on 597 attempts), besting the previous mark held by Chiefs QB Damon Huard (0.41 in 2006)
- Set a League record in 2018 for consecutive passing attempts without an INT (402)
- Has recorded five of the 10 seasons in NFL history with 500+ passing attempts and an interception percentage below 1.00 (2014, 2018-21)
- His 10 seasons with 200+ passing attempts and an interception percentage of 1.50 or less are the most in NFL history
- In 241 career regular-season starts (since 2008), has posted 150 games without an interception (most in the NFL over that span, min. 15 attempts), 125 games with a 100.0+ passer rating (most) and 70 games with 300+ passing yards (fourth)
- Only passer in NFL history to record a career passer rating of 100.0 or higher (min. 150 games started)
- Ranks fifth in NFL history in passing TDs (503), fifth in completion pct. (65.1%, min. 150 games started), seventh in passing yards (62,952), seventh in completions (5,369) and eighth in attempts (8,245)
- Also ranks in the top 10 in League history in yards per attempt (7.6, fifth), 20-yard+ passes (827, fourth), 25-yard+ passes (528, third) and 50 yard+ passes (89, second)
- Has registered 137 career games with a 100+ passer rating (127 regular season, 10 postseason)
- His 137 combined games (regular season and postseason) with a 100+ passer rating ranks third in NFL history
- His 127 regular-season games with a 100+ passer rating ranks third in League history
- His 10 postseason games with a 100+ passer rating ranks tied for fourth in NFL history
- Has registered 78 combined games (70 regular season, eight postseason) with 300 or more passing yards
- His 78 combined games with 300 or more passing yards ranks fifth in NFL history
- His 70 regular-season games with 300 or more passing yards ranks sixth in League history
- His eight postseason games with 300 or more passing yards ranks tied for third in NFL history
- One of nine quarterbacks in NFL regular-season history with at least 60,000 passing yards
- Only QB in NFL history with at least 60,000 passing yards and 3,000 rushing yards
- Only QB in NFL history with at least 500 passes of 25 or more yards and 100 runs of 10 or more yards (since 1994)
- Has registered the most seasons in NFL with at least 500 pass attempts and fewer than 10 interceptions since 2000 (10)
- One of only two players (Tom Brady) with more than three such seasons
- Of the 25 players with such a season, 18 did it only once
- Has registered 160 multi-TD pass games in his regular-season career, which is the fourth-most in NFL history
- Has recorded three or more passing TDs in 85 regular-season games, which is the fourth-most in NFL history
- Has recorded four or more passing TDs in 34 regular-season games, which is the fourth-most in NFL history
- One of six quarterbacks in NFL history with six or more TD passes in multiple games (Peyton Manning, Patrick Mahomes, Ben Roethlisberger, Drew Brees and Tom Brady)
- Has registered two or more passing TDs with no interceptions in 109 regular-season games, which is the second-most in NFL history
- Has recorded three or more passing TDs with no interceptions in 65 regular-season games, which is the second-most in NFL history
- Has registered four or more passing TDs with no interceptions in 27 regular-season games, which is the second-most in NFL history
- Registered 22 career TD passes of 70 yards or longer, which is the most in NFL history
- His 22 career TD passes of 70 yards or longer are three more than any NFL signal caller (Drew Brees, 19)
- Has registered seven career TD passes of 80 yards or longer, which is tied for the sixth-most in NFL history
- His seven career TD passes of 80 yards or longer are the most of any active NFL signal caller
- Has thrown 20 or more TD passes 14 times over his 20-year career
- His 14 20+ TD passing seasons are the sixth-most since the 1970 AFL-NFL merger
- Has thrown 25 or more TD passes 14 times over his 20-year career
- His 14 25+ TD passing seasons are tied for the third-most since the 1970 AFL-NFL merger
- Has thrown 30 or more TD passes eight times over his 20-year career
- His eight 30+ TD passing seasons are the fifth-most since the 1970 AFL-NFL merger
- One of two quarterbacks in NFL history with at least three seasons with 40 or more TD passes (Tom Brady 3)
- Has thrown for 3,500 yards or more 14 times over his 20-year career
- His 14 seasons with 3,500 passing yards or more ranks tied for third in NFL history
- Has thrown for 4,000 yards or more 10 times over his 20-year career
- His 10 seasons with 4,000 passing yards or more ranks tied for fifth in NFL history
- One of the best passers in NFL history in the fourth quarter and overtime
- Has completed 1,256 passes on 1,979 attempts (63.5 pct.) for 15,161 yards and 121 TDs with 36 interceptions (99.7 passer rating)
- Ranks in the top five in NFL regular-season fourth quarter and overtime history in TD/Int (first), TDs (third), passer rating (third), yards per attempt (third, 7.66), yards (eighth), completions (eighth) and attempts (eighth)
- Has played in 22 postseason games (21 starts) over his 20-year NFL career (Green Bay 2005-22; N.Y. Jets 2023-24)
- His 22 postseason games played are tied for the sixth-most at quarterback in NFL history
- His 21 postseason games started are tied for the fifth-most at quarterback in NFL history
- Has completed 501-of-774 passes (64.7%) for 5,894 yards, 45 TDs, 13 interceptions and a 100.1 career passer rating
- Ranks fourth in NFL postseason history in completions (501), fifth in pass attempts (774), second in completion percentage (64.7, min. 20 games started), fourth in passing yards (5,894), tied for third in TD passes (45), third in passing yards/attempt (7.61), third in TD/INT (3.5), third in interception percentage (1.3%) and second in quarterback rating (100.1, min. 20 games started

2024 (JETS)

- Appeared in all 17 regular-season games (all starts)
- Completed 368-of-584 passes (63.0%) for 3,897 yards, 28 TDs and 11 interceptions for a 90.5 passer rating
- In Week 18 at Miami, threw for his 500th career TD pass, joining Brett Favre (508), Peyton Manning (539), Drew Brees (571) and Tom Brady (649) as the only quarterbacks in NFL history to reach the mark
- Second fastest to 500 career passing TDs (275 games), trailing only Peyton Manning (244 games)
- Passed Matt Ryan (62,792) for the seventh most passing yards in NFL history (62,952)
- Registered his 160th career game with multiple TD passes, passing Brett Favre (159) for the fourth most all-time
- Only players with more are Tom Brady (204), Drew Brees (173) and Peyton Manning (165)
- Recorded his 14th season with at least 25 passing TDs, which is tied for the third-most in NFL history (Drew Brees)

2023 (JETS)

- Played in nine games (three starts)
- Spent majority of the season on injured reserve after a season-ending injury Week One vs. BUF
- Added to the active roster before Week 16 vs. WAS

2022 (PACKERS)

- Played in 17 regular-season games (17 starts)
- Completed 350-of-542 passes (64.6 pct.) for 3,695 yards and 26 TDs with 12 INTs for a 91.1 passer rating
- Ranked seventh in the NFL in TD passes and threw multiple TD passes in nine games, tied for sixth in the NFL
- Ranked tied for fifth in the League in completions of 20+ yards (53) and tied for seventh in TD passes of 20+ yards (nine)
- Rushed for 94 yards and a TD on 34 carries (2.8 avg.)
- Completed 22-of-34 passes (64.7 pct.) for 195 yards with one interception (67.6 rating) in Week 1 at Minnesota – saw his NFL-record streak of consecutive attempts without an interception in division games come to an end at 394
- Connected on 19-of-25 passes (76.0 pct.) for 234 yards and two TDs with no interceptions for a 131.1 rating in Week 2 vs. Chicago
- Registered his fifth straight game with a 125+ rating and multiple TD passes against Chicago as he became the first player in League history to accomplish that feat against a single opponent
- Recorded his seventh consecutive zero interception game against the Bears, the longest streak vs. Chicago by a QB in league history
- Posted the 450th TD pass of his career when he connected with RB Aaron Jones for an eight-yard TD pass, just the fifth QB in NFL history with 450+ TD passes
- Connected on 27-of-35 passes (77.1 pct.) for 255 yards and two TDs with one INT (103.9 rating) in Week 3 at Tampa Bay
- His second TD pass in Week 4 vs. New England was the 500th of his career (including playoffs) as he became the fifth QB in league history to reach that mark
- His two TD and no interception performance in Week 5 vs. N.Y. Giants marked his 100th career game with multiple TD passes/zero interceptions as he joined Tom Brady (120) as the only QBs in League history with 100+ games
- Completed 14-of-20 passes (70.0 pct.) for 224 yards and three TDs with no interceptions for a season-high 146.7 rating in Week 10 vs. Dallas – marked just the third time in his career that he threw 3+ TD passes on 20 or fewer attempts (2009 at Cleveland, 2014 vs. Minnesota)
- Registered a pair of TDs in Week 12 at Philadelphia, which marked his seventh straight game with multiple TD passes against the Eagles (including playoffs) — longest streak vs. Philadelphia in League history
- Connected on 18-of-31 passes (58.1 pct.) for 182 yards and a TD with no linterceptions (85.7 rating) in Week 13 at Chicago, his eighth consecutive game against Chicago without an interception as he extended his record streak against the Bears
- His streak of eight straight games without an interception (min. 15 att.) against Chicago is tied for the second-longest streak against a single opponent in NFL history behind only Derek Carr's nine-game streak vs. Denver
- Completed 22-of-30 passes (73.3 pct.) for 229 yards and a TD with one interception (92.2 rating), his ninth consecutive win on Monday Night Football, tied for the third-longest streak in NFL history behind only Ken Stabler (11 in 1975-80) and Steve Young (10 in 1995-99)

2021 (PACKERS)

- Played in 16 regular-season games (16 starts)
- Completed 366-of-531 passes (68.9 pct.) for 4,115 yards and 37 TDs with four interceptions for a 111.9 rating
- Was named the NFL MVP by AP for the second straight season and the fourth time in his career
- Earned AP First Team All-Pro honors for the second straight season, the fourth time in his career that he earned first-team All-Pro honors as he moved past Brett Favre (three) for the most selections by a Green Bay quarterback
- Named the league's Most Valuable Player by the PFWA and was named to the PFWA's All-NFL team
- Named a starter for the Pro Bowl, his 10th career selection, the most in franchise history
- Led the NFL in passer rating for the second straight season and for the fourth time in his career (2011-12, 2020)
- Led the league in interception percentage (0.75) for an NFL-record sixth time and for the fourth straight season (no other QB has done it in three straight years)
- Led the NFL in TD/INT ratio (9.25), the third-best mark in NFL history among quarterbacks with 500+ attempts in a season behind only his 12.50 (25/2) in 2018 and his 9.60 (48/5) in 2020
- Led the NFL in TD/INT ratio for the sixth time in his career, the most among passing qualifiers since the 1970 AFL-NFL merger
- Ranked third in the League in completion percentage (68.9), the second-best mark in team history behind only his 70.7 in 2020
- Ranked tied for fourth in the NFL in TD passes, his sixth career season with 35+ TD passes (tied with Tom Brady for tops in NFL history)
- Posted his third career season with 35+ TD passes and five or fewer interceptions, with Tom Brady (2010) the only other quarterback to hit those marks in NFL history
- Posted 13 games on the season with multiple TD passes and no interceptions, the most in a season in NFL history (previous high was 11 by him in 2014 and 2020 and Tom Brady in 2010)
- Had eight games with multiple TD passes/zero interceptions and a completion percentage of 70.0+, the most in a season in League history (previous high was seven by him in 2020 and Drew Brees in 2018)
- Led the NFL in 100.0+ rating games (11) and 125.0+ rating games (seven)
- Ranked second in the League with a 112.2 passer rating on third down
- Registered a passer rating of 137.55 in NFC North games (134-for-176, 1,602 yards, 18 TDs, no interceptions), the top single-season mark against divisional opponents in NFL history as he surpassed his mark of 137.50 in 2020
- Connected on 17-of-23 passes (73.9 pct.) for 195 yards and two TDs with no interceptions (128.0 rating) in Week 6 at Chicago, bringing his career passing-TD total at Soldier Field to 25 as he tied Brett Favre for the most at the stadium in franchise history
- Sealed the 24-14 win with a four-yard TD run with 4:30 remaining in the game, his 13th career game with multiple TD passes, a TD run and no interceptions, the most in NFL history
- Posted a season-high 385 yards and four TDs with no interceptions on 23-of-33 passing (69.7 pct.) for a season-best 148.4 rating in Week 11 at Minnesota
- Registered his NFL-record ninth consecutive divisional game with multiple passing TDs and zero interceptions as he broke his own mark of eight games in 2014-15
- Brought his streak of consecutive TD passes without an interception in divisional games to 30 as he broke his own NFL mark of 28 in 2013-15
- In Week 14 vs. Chicago, completed 29-of-37 passes (78.4 pct.) for 341 yards and four TDs with no interceptions (141.1 rating), becoming the first quarterback in team history to register three consecutive games with 300+ passing yards and no interceptions
- His four TD passes gave him 61 in his career against the Bears, topping Brett Favre (60) for the most against Chicago in League history
- Threw for 268 yards and three TDs with no interceptions on 23-of-31 passing (74.2 pct.) for a 132.2 passer rating in Week 15 at Baltimore
- His three TD passes gave him 442 for his career as he moved into a tie for first in franchise history with Brett Favre (named NFC Offensive Player of the Week, the 19th time in his career that he was honored with the award)
- In Week 16 vs. Cleveland, threw for 202 yards and three TDs with no interceptions (115.1 rating) on 24-of-34 passing (70.6 pct.), his fifth straight game with multiple TD passes and no interceptions as he tied the longest streak in franchise history (Rodgers, 2014)
- Threw a 9-yard TD pass to WR Allen Lazard in the first quarter, the 443rd TD pass of his career as he surpassed Brett Favre (442) for the franchise record
- Early in the second quarter, found Davante Adams for a nine-yard TD, the 66th TD pass between the two as they moved past Rodgers and Jordy Nelson (65) for the most productive duo in team annals
- Set an NFL single-season record with his 12th game on the season with multiple TD passes and no interceptions in Week 17 vs. Minnesota
- Connected on 29-of-38 passes (76.3 pct.) for 288 yards and two TDs with no interceptions (114.8 rating)
- Extended his NFL-record streak to 11 straight divisional games with multiple TD passes and no interceptions
- Played on the first four offensive drives in Week 18 at Detroit and completed 14-of-18 passes for 138 yards and two TDs with no interceptions (135.6 rating)
- His seventh straight game with multiple TD passes and no interceptions, the second-longest streak in NFL history (Tom Brady, nine in 2010)
- Posted multiple TD passes, no interceptions, a completion percentage of 70.0+ and a passer rating of 110.0+ for the fifth consecutive game, tied for the longest streak in League history (Russell Wilson, 2015)
- Extended his NFL-record streak to 12 straight divisional games with multiple passing TDs and no interceptions and also his 12th straight with a 100.0+ rating

2020 (PACKERS)

- Played in 16 regular-season games (16 starts)
- Completed 372-of-526 passes (70.7 pct.) for 4,299 yards and 48 TDs with five interceptions
- His 121.5 passer rating was the second-best single-season mark in League history behind only his 122.5 rating in 2011
- Set single-season franchise records for passing TDs and completion percentage
- Ranked first in the NFL in passer rating, passing TDs, completion percentage and interception percentage (0.95), the first QB to lead the NFL in all four categories since Steve Young in 1992
- His 9.60 TD/INT ratio was also the top mark in NFL history among QBs with 30+ passing TDs in a season
- Posted a 100.0+ rating in 14 games on the season, the most in NFL history, and a 120.0+ rating in 10 games, also the most in League annals
- Set NFL single-season records for the most games with a 100.0+ rating and two-plus TD passes (14) and the most games with a 100.0+ rating and three-plus TD passes (12)
- Registered a single-season NFL-record 10 games with three-plus passing TDs and no interceptions, and his six games with four-plus TD passes/zero interceptions tied the NFL mark (Peyton Manning, 2013)
- Set a single-season team mark with four-plus TD passes in seven games
- Posted a completion percentage of 70.0+ with multiple TD passes in 10 games, the most in a season in NFL history
- First quarterback in League history to lead the NFL in interception percentage in three straight seasons (2018-20), joining Sammy Baugh as the only quarterbacks to lead the League in the category five times
- Named NFL Most Valuable Player by AP for the third time in his career (2011, 2014), joining Peyton Manning, Tom Brady and Brett Favre as the only players to earn the honor three-plus times since 1961
- Earned first-team All-Pro honors from AP for the third time in his career (2011, 2014), joining Brett Favre (1995-97) as the only quarterback in franchise history to earn first-team recognition multiple times
- Named the League MVP by the PFWA and also earned first-team All-NFL honors from the PFWA
- Named NFC Offensive Player of the Year by the Committee of 101 for the third time in his career (2011, 2014)
- Selected to his ninth career Pro Bowl, matching Brett Favre and Forrest Gregg for the most selections in team history
- First quarterback in League history to throw 40+ TD passes in three different seasons (2011, 2016, 2020) and the second quarterback (Peyton Manning) to throw 45+ TD passes in two different seasons (2011, 2020)
- Averaged 8.0+ yards per passing attempt in a league-high 12 games, the fourth most in a season in League history (he had 13 games in 2011)
- Threw 25 TD passes in the second quarter, four more than any other quarterback in NFL history in a season in any quarter
- Led the NFL (min. 50 att.) in red-zone passer rating (119.1), the top mark in the NFL since Peyton Manning (120.7) in 2013
- Threw 35 TD passes in the red zone with no interceptions, the most without an interception since Peyton Manning (37/0) in 2013
- Ranked second in the NFL (min. 75 att.) with a 113.4 passer rating on third down, completing 86-of-135 passes for 1,328 yards (first in the NFL) and 12 TDs (third) with four interceptions
- Posted a League-best 137.5 rating on play-action passes (103-of-140, 1,160 yards, league-high 19 TDs, zero interceptions)
- Ranked tied for first in the League with 14 passes of 40+ yards on the season and six TDs of 40+ yards
- Led the NFL with three TD passes of 70+ yards
- Threw a TD pass to 11 different players, the most in a season in team history
- Rushed for 149 yards and three TDs on 38 carries (3.9 avg.)
- In Week 1 at Minnesota, completed 32-of-44 passes (72.7 pct.) for 364 yards and four TDs with no INTs for a 127.5 rating, just the second time in his career that he posted 30-plus completions, 350-plus passing yards, four-plus TDs and no INTs in a game (vs. Washington; Sept. 15, 2013). His 364 passing yards were the most in a season opener in team history
- Threw for 327 yards and four TDs with no interceptions on 27-of-33 passing (81.8 pct.) for a 147.5 rating in Week 4 vs. Atlanta
- Third game in his career that he posted a completion percentage of 80.0+, 325+ passing yards, four-plus passing TDs and zero interceptions (vs. Washington in 2013, vs. Oakland in 2019)
- Completed all 20 of his passes targeted for RBs and TEs as those position groups finished with 20 receptions for 241 yards (12.1 avg.) and four TDs, the third-most receiving yards by Green Bay's RBs/TEs in a game since the 1970 merger behind only the 285 yards at Tampa Bay in 1980 and the 269 vs. Washington in 1983
- In Week 11 at Indianapolis, connected on 27-of-38 passes (71.1 pct.) for 311 yards and three TDs with one interception (110.7 rating) – the first time in franchise history that a QB posted three straight games with 300+ passing yards and a completion percentage of 70.0+
- Threw for four TDs and 211 yards on 21-of-29 passing (72.4 pct.) in Week 12 vs. Chicago
- His fourth TD pass of the game put him over the 50,000-yard passing mark for his career, just the 11th player in League history to eclipse that total
- Reached 50,000 yards on his 6,436th attempt, the second fastest to 50,000 in NFL annals behind only Ben Roethlisberger (6,361)
- Posted a completion percentage of 70.0+ and multiple TD passes in his fourth straight game for the first time in his career
- In Week 13 vs. Philadelphia, completed 24-of-35 passes (68.6 pct.) for 295 yards and three TDs with no interceptions for a 128.9 rating
- Became the seventh QB in NFL history to throw 400 TD passes in his career and fastest to reach 400 TD passes in terms of attempts (6,462; previous low was Peyton Manning's 7,226) and games (193; previous low was Drew Brees' 205)
- Set the NFL mark for fewest interceptions at the time of his 400th TD pass with 88 (Tom Brady, 143)
- Threw a 25-yard TD pass, his fifth straight game with a TD pass of 25+ yards, the longest streak in team history (his previous highs were four-game streaks in 2011 and 2014)
- Earned NFC Offensive Player of the Week honors for his performance
- Threw for 290 yards and three TDs with no interceptions on 26-of-33 passing (78.8 pct.) in Week 14 at Detroit
- Set NFL single-season record for the most games with three-plus TD passes and zero interceptions with his ninth of the season
- First QB in NFL history to throw multiple TD passes and post a completion percentage of 70.0+ in six consecutive games
- In Week 16 vs. Tennessee, threw for 231 yards and four TDs with one interception on 21-of-25 passing (84.0 pct.) for a 128.1 rating
- Threw three TD passes in the first half for the sixth time on the season, breaking Peyton Manning's single-season mark (five times in 2004)
- Connected on 19-of-24 passes (79.1 pct.) for 240 yards and four TDs with no interceptions for a season-high 147.9 passer rating in Week 17 at Chicago
- Marked his sixth career game vs. Chicago with four-plus TD passes and no interceptions, the first QB in NFL history to register six such games against a single opponent
- In the NFC Division round vs. L.A. Rams, connected on 23-of-36 passes for 296 yards and two TDs (108.1 rating), joining Ravens QB Joe Flacco as the only players in NFL history to throw multiple TD passes in eight straight postseason games
- Brought his career playoff passing-yardage total to 5,322 as he moved past Brett Favre (5,311) for the franchise record
- His 23 completions gave him 448 for his career in the postseason as he moved past Brett Favre (438) for first in team playoff history
- With the two TD passes, brought his career playoff total to 42 as he moved past Peyton Manning (40) for fourth on the all-time NFL postseason list
- Completed 33-of-48 passes (68.8 pct.) for 346 yards and three TDs with one interception (101.6 rating) in the NFC Championship vs. Tampa Bay
- His ninth straight postseason game with multiple TD passes, the longest streak in NFL history
- Brought his career passing-TD total in the playoffs to 45, tying QB Joe Montana for second in League annals
- Posted a 100.0+ passer rating and three-plus passing TDs for the seventh time in the playoffs, second in NFL history behind only Tom Brady (11)
- Set a franchise single-game playoff record with 33 completions, eclipsing his previous mark of 31 (twice)
- First QB in franchise history to throw a TD pass of 50+ yards in back-to-back playoff games

2019 (PACKERS)

- Played in 16 regular-season games (16 starts)
- Completed 353-of-569 passes (62.0 pct.) for 4,002 yards and 26 TDs with four interceptions for a 95.4 rating as he was selected to his eighth career Pro Bowl
- Marked his second consecutive season with 4,000+ passing yards, 25+ passing TDs and four or fewer interceptions, the only quarterback in NFL history to achieve those totals in a single season
- Led the League in interception percentage (0.70), the second-best single-season mark in franchise history (min. 200 att.) behind only his NFL-record 0.34 percentage in 2018
- Tied for the NFL lead in zero interception games (min. 15 att.) with 12
- Completed a pass of 25+ yards to 11 different players on the season, tied for the most in a season in team history (1988 and 2018)
- Rushed for 183 yards and a TD on 46 carries (4.0 avg.)
- Set a single-game franchise record (min. 15 att.) with a perfect 158.3 passer rating after connecting on 25-of-31 passes (80.6 pct.) for a season-high 429 yards and five TDs with no interceptions in Week 7 vs. Oakland
- Eclipsed the previous franchise mark of 155.4 by him at Cleveland in 2009
- Second quarterback in NFL history (Washington QB Mark Rypien; Nov. 10, 1991) to throw for 400+ yards with five-plus passing TDs, a rushing TD and no interceptions in a single game
- Posted the third-most passing yards in a game with a perfect passer rating (since 1950)
- His average of 13.84 yards/attempt was a single-game career high (min. 15 att.) and was the best by a Green Bay quarterback since Brett Favre registered a 14.52-yard average (363 yards on 25 att.) at Indianapolis on Nov. 16, 1997
- His 13.84-yard average was the best in team history in a game with 30+ attempts
- Earned NFC Offensive Player of the Week honors for his performance, his franchise-record 17th time winning the award
- In Week 16 at Minnesota, saw his streak of consecutive passing attempts without an interception come to an end at 277 when he was picked off in the second quarter, the third-longest streak in franchise annals behind his NFL-record streak of 402 in 2018 and QB Bart Starr's streak of 294 in 1964-65
- Threw for 243 yards and two TDs with no interceptions on 16-of-27 passing (59.3 percent) for a 113.7 passer rating in the NFC Division vs. Seattle
- Registered his seventh game of 110.0+ rating in a playoff game, the second most in NFL history to that point behind only Tom Brady (eight)
- Completed seven of nine passes (77.8 percent) for 121 yards and a TD for a 155.8 rating on third down, the second-highest postseason rating of his career on third down behind only his perfect 158.3 rating vs. Dallas in the 2014 postseason
- In the NFC Championship at San Francisco, completed 31-of-39 passes (79.5 pct.) for 326 yards and two TDs with two interception for a 97.2 rating
- Moved past Brett Favre (39) in the franchise record book for the most TD passes in the playoffs by throwing the 40th of his career, reaching the 40-TD mark in his 19th career postseason game, the fastest to 40 TD passes in NFL history (Joe Montana, 20 games)
- Tied his own single-game franchise postseason record for the most completions (at Atlanta, Jan. 15, 2011) and posted the second-highest completion percentage (min. 20 att.) behind only his mark of 86.1 (31-of-36) at Atlanta in 2011

2018 (PACKERS)

- Played in 16 regular-season games (16 starts)
- Completed 372-of-597 passes (62.3 percent) for 4,442 yards and 25 TDs with two interceptions for a 97.6 passer rating
- Selected to his seventh career Pro Bowl
- Set an NFL single-season record with his interception percentage of 0.34, eclipsing the previous mark held by Brock Huard (0.41 in 2006)
- His two interceptions on the season were the fewest in League history among quarterbacks with 500+ attempts
- Set the franchise mark for fewest interceptions in a season (min. 200 att.) as he bested Bart Starr's record of three interceptions on 251 attempts in 1966
- Third quarterback in NFL history with 25+ passing TDs and two or fewer interceptions in a season (Eagles quarterback Nick Foles, 27/2 in 2013; Tom Brady, 28/2 in 2016)
- His 372 completions tied him for the second-best mark (Brett Favre, 2005) in team history behind only his own mark of 401 completions in 2016
- Led the NFL with 13 zero interception games (min. 15 att.), tied for the most in a season in franchise history with his mark in 2014
- Led the League with nine completions of 50+ yards and was tied for the NFL lead with 16 completions of 40+ yards
- Completed a pass of 50+ yards to a franchise-record seven different players on the season
- First quarterback in NFL history to post three games with 425+ passing yards in a season
- Ranked second in the League with 1,249 yards passing on third down
- Added 269 rushing yards on 43 carries (6.3 avg.) and rushed for 20 first downs, a 46.5 percentage that ranked second in the NFL among players with 40+ attempts
- Completed 20-of-30 passes (66.7 percent) for 286 yards and three TDs with no interceptions for a 130.7 passer rating in Week 1 vs. Chicago
- Led the Packers to the second-largest comeback win in Lambeau Field history after they trailed, 20-0, late in the third quarter
- Marked the first time in team annals that the Packers won a game after trailing by 17+ points entering the fourth quarter
- Completed 17-of-23 passes (73.9 percent) for 273 yards and three TDs in the second half (152.7 rating), with 212 yards and all three of his TD passes coming in the fourth quarter, both career highs
- In Week 5 at Detroit, threw for 442 yards and three TDs on 32-of-52 passing (61.5 percent) for a 108.0 rating – the second-best yardage output of his career behind only his 480-yard performance vs. Washington in 2013
- Threw for 301 yards in the second half, the most in his career in a second half and the third-most in either half in his career (335 yards vs. Washington in the first half in 2013, 315 vs. Chicago in the first half in 2014)
- Set a single-game franchise record with 23 passing first downs
- Became the first QB in team history to post back-to-back 400-yard passing games as he connected on 25-of-46 attempts for 425 yards and two TDs with no interceptions for a 100.4 rating in Week 6 vs. San Francisco
- First quarterback in NFL history to register back-to-back 400-yard passing games with no interceptions
- Part of an offense that featured three 100-yard receivers (Davante Adams, 132; Jimmy Graham, 104; Marquez Valdes-Scantling, 103) for just the second time in franchise history (Oct. 12, 1980, at Tampa Bay)
- In Week 13 vs. Arizona, posted his franchise-record eighth straight zero-interception game (min. 15 att.) as he surpassed his previous record of seven straight games in 2016
- Brought his streak of consecutive attempts without an interception to 336, surpassing Bart Starr's mark of 294 in 1964-65 for the top streak in franchise annals
- Brought his streak of consecutive attempts without an interception to an NFL-record 368 in Week 14 vs. Atlanta as he surpassed Tom Brady's mark of 358 in 2010-11
- Marked his ninth consecutive zero-interception game (min. 15 att.), tied for the second-longest streak in NFL history behind only Tom Brady (11 games in 2010)
- In Week 15 at Chicago, completed 25-of-42 passes (59.5 percent) for 274 yards with an interception, snapping his NFL-record streak of 402 consecutive attempts without a pick
- The interception snapped his streak of 225 consecutive attempts without a pick in the red zone
- Connected on a season-high 37 passes on 55 attempts (67.3 percent) for 442 yards and two TDs with no interceptions for a 103.8 rating in Week 16 at N.Y. Jets
- His passing yardage tied the second-best single-game mark of his career and was his third 400-yard passing game of the season, further extending his single-season franchise record
- Posted his 56th career game with 300+ passing yards, the most in franchise history as he surpassed Brett Favre (55)
- His completion total was the second most in franchise history behind only his 39 completions vs. Chicago on Oct. 20, 2016
- Marked his 13th zero-interception game on the season, tying the franchise mark he set in 2014
- Posted his third career game with 55+ passing attempts and zero interceptions, tying Tom Brady for the most in NFL history
- Marked his fifth career game with 50+ attempts/zero interceptions, the only ones in franchise history
- Recorded second career game with 400+ passing yards, two-plus passing TDs and two rushing TDs – only QB in NFL history to do so in a game

2017 (PACKERS)

- Played in seven games (seven starts)
- Completed 154-of-238 passes (64.7 percent) for 1,675 yards and 16 TDs with six interceptions for a 97.2 passer rating
- Ranked second in the NFL in TD percentage (6.7), eighth in passer rating and seventh in completion percentage
- Placed on Injured/Reserve on Oct. 20 (collarbone) and was sidelined for seven games (Week 7, Weeks 9-14) before being activated on Dec. 16
- Placed on the Injured/Reserve List again (collarbone) on Dec. 19
- Threw his 300th career TD pass in Week 2 at Atlanta -- fastest to 300 TD passes in league history by doing so on his 4,742nd career attempt (Peyton Manning, 5,306 attempts) and in his 144th career game (Manning and Dan Marino, 157 games)
- Set NFL mark for fewest career interceptions at the time of his 300th TD pass with 74, easily besting the previous mark of 115 INTs by Tom Brady
- In Week 3 vs. Cincinnati, posted his fifth consecutive 300-yard passing game (313 yards on 28-of-42 passing), a franchise record as he surpassed his own mark of four straight games in 2011

2016 (PACKERS)

- Played in 16 regular-season games (16 starts)
- Completed 401-of-610 passes (65.7 percent) for 4,428 yards and 40 TDs with seven interceptions for a 104.2 passer rating
- Ranked first in the League in TD passes, the first Green Bay quarterback to do so since Brett Favre in 2003
- Set a franchise single-season record for completions
- Ranked second in NFL in TD percentage (6.6), fourth in passer rating and passing yards, and third in TD/INT ratio (5.71)
- Selected to the Pro Bowl for the third straight season and the sixth time in his career, but did not play due to injury
- First quarterback in NFL history to register 4,000+ passing yards, 400+ completions, 40+ TD passes and fewer than 10 interceptions in a season
- Ranked second in NFL with a third-down passer rating of 116.2, completing 101-of-153 passes for 1,391 yards and 16 TDs with five interceptions
- Over the final seven games of the season, completed 168-of-241 passes (69.7 percent) for 2,018 yards and 18 TDs with no interceptions for a 120.0 passer rating
- Rushed for a career-high 369 yards and a team-leading four TDs on 67 carries (5.5 avg.), the highest rushing-yardage total by a Green Bay quarterback since 1956
- Posted a 103.8 passer rating in the postseason, completing 80-of-128 passes (62.5 percent) for 1,004 yards and nine TDs with two interceptions
- Had 13 completions of 25+ yards in the playoffs, the most in a single postseason in team annals
- In Week 7 vs. Chicago, set a franchise record with 39 completions, eclipsing the previous high of 36 by Brett Favre at Chicago on Dec. 5, 1993
- Posted 326 yards on 39-of-56 passing with three TDs and no interceptions for a 102.2 rating, with all three TD passes coming in the second half
- Completed 10+ passes to three different receivers (Davante Adams, 13; Randall Cobb, 11; Ty Montgomery, 10), becoming just the second quarterback in NFL history (Patriots QB Drew Bledsoe, Nov. 13, 1994) to accomplish that feat in a regular-season game
- Threw for 246 yards and four TDs with no interceptions on 28-of-38 passing for a 125.5 passer rating in Week 8 at Atlanta
- Marked his 18th career game with four-plus TD passes as he moved past Johnny Unitas (17) for sixth on the all-time list
- All four of his TD passes were to different players, with three of them (WRs Jeff Janis, Trevor Davis and Allison) recording the first regular-season TD catches of their career
- Posted a career-high 60 rushing yards on just six carries (10.0 avg.), the best mark by a Green Bay QB since Don Majkowski's 88-yard outing at Detroit on Sept. 30, 1990
- In Week 16 vs. Minnesota, threw for 347 yards and four TDs with no interceptions on 28-of-38 passing for a 136.6 rating
- Threw two TD passes to Jordy Nelson as the duo set the franchise record for the most productive TD combination to that point in franchise history (59), surpassing Brett Favre and Antonio Freeman's mark of 57
- Set a then-franchise record with his seventh straight zero-interception game, completing 27-of-39 passes for 300 yards and four TDs for a 126.0 passer rating, in Week 17 at Detroit
- First QB in team history to register back-to-back games in the same season with 300+ passing yards, four-plus TDs and no interceptions (marked his 20th career game with four-plus TD passes as he moved past Brett Favre, 19, for the franchise record)
- In Wild Card vs. N.Y. Giants, completed 25-of-40 passes for 362 yards and four TDs for a 125.2 rating, becoming just the fourth quarterback in NFL history to throw for 350+ yards, four-plus TDs and zero interceptions in a playoff game (Peyton Manning, Kurt Warner and Alex Smith)
- Tied the single-game franchise playoff record with the four TD passes and became the first quarterback in team history to record two games with four-plus passing TDs in the postseason (at Arizona, Jan. 10, 2010)
- Posted his sixth career playoff game with three-plus TD passes, topping Brett Favre (five) for the franchise mark
- Extended his team playoff record with his fifth career 300-yard game
- In Divisional Game at Dallas, threw for 355 yards and two TDs on 28-of-43 passing, his second straight game with 350+ passing yards as he joined Drew Brees as the only quarterbacks in NFL history to post back-to-back 350+ passing games in a single postseason
- First QB in team history to register back-to-back 300-yard passing games in the playoffs

2015 (PACKERS)

- Played in 16 regular-season games (16 starts)
- Registered a 92.7 passer rating and connected on 347-of 572 passes (60.7 percent) for 3,821 yards and 31 TDs with eight interceptions
- Selected to his fifth career Pro Bowl, but did not play due to injury
- Tied for first in the League in completions of 25+ yards (39) and ranked third in TD/INT ratio (3.88) and interception percentage (1.40)
- Ranked fifth among quarterbacks with 344 rushing yards and a TD on 58 carries (5.9 avg.)
- In Week 1 at Chicago, posted a 140.5 passer rating, the top mark of his career in a season opener, as he connected on 18-of-23 passes (78.3 percent) for 189 yards and three TDs with zero interceptions
- Registered three TD passes, zero interceptions and a 140.0+ passer rating for the third straight game against Chicago (both contests in 2014), the lone quarterback in NFL history to do so against a single opponent (also did it vs. Minnesota, 2010-11)
- Threw for 333 yards and a season-best five TDs on 24-of-35 passing (68.6 percent) for a 138.5 passer rating in Week 3 vs. Kansas City
- Threw for five-plus TDs for the fourth time in his career, Brett topping Favre's franchise record of three
- Tied an NFL record (Kurt Warner, 1999-2000) by posting a 100.0+ passer rating in his 10th straight home game (min. 15 att.) in the regular season
- Named NFC Offensive Player of the Week for his performance, the 13th time in his career he had won the weekly award as he surpassed Brett Favre (12) for the team record
- In Week 5 vs. St. Louis, threw for 241 yards and two TDs on 19-of-30 passing; recorded first interception at Lambeau Field since Dec. 2, 2012 (snapped streak of 492 attempts and 44 TD passes at home without – both NFL records), and including playoffs, 586 attempts and 49 TD passes
- Had his first two-interception game at Lambeau Field since Oct. 24, 2010, vs. Minnesota, snapping a streak of 33 straight home starts without throwing two interceptions in a game, the longest streak in the NFL during the Super Bowl era
- Completed a season-high 35 passes on 61 attempts for 333 yards and two TDs with no interceptions in Week 10 vs. Detroit
- Set a franchise single-game record for the most passing attempts without an interception
- In Week 13 at Detroit, threw for 273 yards and two TDs with one interception on 24-of-36 passing, a performance that culminated with his 61-yard Hail Mary TD pass to Richard Rodgers with no time on the clock to give Green Bay a thrilling 27-23 win
- Helped lead the Packers back from a 17-point first-quarter deficit for the first time in franchise history
- Green Bay also trailed by 20 points midway through the third quarter (20-0), just the third time in team annals that the Packers overcame a deficit of 20+ points in the second half
- The 61-yard gamewinner was the second-longest come-from-behind game-ending TD from scrimmage in the fourth quarter in NFL history behind only Lions QB Earl Morrall's 65-yard TD pass to TE Jim Gibbons on Dec. 4, 1960
- With less than a minute remaining in regulation and the Packers trailing, 20-13, rolled out to his left on fourth-and-20 from the Green Bay four and found Jeff Janis for a 60-yard completion
- After an illegal-motion penalty on the Packers and an incompletion gave the offense one final play at the Arizona 41, again rolled out to his left, throwing a Hail Mary pass that was hauled in by Janis in the end zone as he made the leaping grab with no time left on the clock
- The reception, along with the extra point, sent the game into overtime
- Marked the first game-winning or game-tying passing TD to end regulation in NFL playoff history

2014 (PACKERS)

- Played in 16 regular-season games (16 starts)
- Completed 341-of-520 passes (65.6 percent) for 4,381 yards and 38 TDs with five interceptions for a 112.2 passer rating
- Named NFL MVP by AP for the second time in his career
- Named to his fourth career Pro Bowl, but did not play in the game due to injury
- Named first-team All-Pro by AP and Sporting News and first-team All-NFL and All-NFC by the PFWA
- Led the League in TD/INT ratio (7.60), ranked second in passer rating and yards/attempt (8.43), and third in TD passes – the only quarterback in the NFL to finish in the top three in all four of those categories
- Posted eight games with three-plus TDs and zero interceptions, which tied Tom Brady (2007) for first in NFL single-season history at that time
- Recorded a franchise-record 13 zero-interceptions games (min. 15 attempts), the third most in a season in NFL history behind only Tom Brady (14 in 2010) and Steve DeBerg (14 in 1990), and ranked first in the NFL with an interception percentage of 0.96
- First quarterback in NFL history to have 500+ passing attempts and five or fewer interceptions in a season
- Led the NFL with a 121.7 passer rating on third down, connecting on 81-of-134 passes for 1,228 yards and 15 TDs with two interceptions
- Threw an NFL-high three TD passes of 70+ yards
- Tied for the League-lead with 15 completions of 40+
- In Week 2 vs. N.Y. Jets, threw for 346 yards and three TDs with no interceptions on 25-of-42 passing (109.8 passer rating) as he led the team back from an 18-point deficit (21-3), tied for the fifth-largest comeback in team history to that point
- Completed 22-of-28 passes for 302 yards and four TDs with no interceptions for a 151.2 passer rating in Week 4 at Chicago, the fourth-best rating of his career and the sixth best in team history
- Went over the 25,000-yard mark for his career on the 3,065th attempt of his career as he set the NFL record for the fewest attempts needed to reach 25,000 passing yards, topping Kurt Warner's mark of 3,076
- First quarterback in team history to throw for 300+ yards and four-plus TDs and register a 150+ passer rating in the same game
- Named NFC Offensive Player of the Week for his performance
- Completed 12-of-17 passes for 156 yards and three TDs with no interceptions for a 138.7 passer rating in Week 5 vs. Minnesota
- His 11-yard TD pass to Davante Adams in the second quarter was the 200th of his career as he reached that mark in his 99th career game, the second fastest in NFL history behind only Dan Marino (89 games)
- Set an NFL record for the fewest interceptions by a quarterback at the time of his 200th career TD pass with 53, topping the previous mark by 35 interceptions (Tom Brady, 88)
- In Week 6 at Miami, appeared in his 100th career regular-season game, led the Packers on an 11-play, 60-yard game-winning drive that was capped off with his four-yard TD pass with three seconds remaining in the 27-24 win
- Marked the first time the Packers won a game on a TD with three seconds or less remaining in the fourth quarter since they beat the Bears, 20-19, on Nov. 15, 1970
- Completed 24-of-42 passes for 264 yards and three TDs with zero interceptions
- Threw for 255 yards and three TDs on 19-of-22 passing for a 154.5 passer rating in Week 7 vs. Carolina – third-highest rating of his career (min. 20 attempts) and the fourth best in team annals
- His 86.4 completion percentage was a career high and the third-best mark in team history
- Posted his fourth straight three-TD/zero-interception game, joining Tom Brady (2007) as the only quarterbacks in NFL history to accomplish the feat in a single season
- Posted his sixth straight zero-interception game, tying Bart Starr's franchise record (min. 15 attempts per game) set in 1964
- Was named NFC Offensive Player of the Week for his performance
- In Week 10 vs. Chicago, tied the franchise single-game record with six TD passes (Rodgers, Matt Flynn), with all of them coming in the first half as he tied the NFL record (Raiders QB Daryle Lamonica, first half, 1969) for the most in a half
- Completed TD passes to five different players, a franchise record
- Threw TD passes of 73, 40 and 56 yards, becoming the first Green Bay quartrback to throw three or more TD passes of 40+ yards since Cecil Isbell had four vs. Chicago Cardinals on Nov. 1, 1942
- With his six TD passes, brought his season total to 10 TDs and zero interceptions against the Bears, the first quarterback in NFL history to throw 10 TDs and no interceptions against an opponent in a single season
- Racked up 242 passing yards in the second quarter, his career high for any quarter, and 315 passing yards in the first half, the second-best total of his career for either half behind only his 335-yard output vs. Washington in the first half on Sept. 15, 2013
- Named NFC Offensive Player of the Week for the third time on the season
- Completed 22-of-36 passes for 341 yards and three TDs with no interceptions for a 120.3 passer rating in Week 11 vs. Philadelphia
- Threw for 279 yards in the first half, making him the only quarterback in the last 25 seasons (1990-2014) to throw for 275+ yards in the first half of three games in a season (did so in three straight)
- In Week 13 vs. New England, threw for 368 yards, a season high at home, and two TDs with zero interceptions on 24-of-38 passing for a 112.6 passer rating
- Posted a 100.0+ passer rating for the fourth straight game and registered his fourth consecutive zero-interception game
- Threw for 282 yards in the first half alone, the fourth time in the last five games that he had thrown for 275+ yards in the first half (no other NFL quarterback had posted more than two 275-yard first halves in a season in the past 25 years – 1990-2014)
- In his 100th career regular-season start, Week 14 vs. Atlanta, completed 24-of-36 passes for 327 yards and three TDs with no interceptions, his eighth game on the season with three-plus TD passes/zero interceptions as he tied Tom Brady's single-season NFL record (2007)
- Completed a season-high 31 passes on 40 attempts for 318 yards and a TD for a 108.1 passer rating in Week 16 at Tampa Bay, his eighth 300-yard passing game on the season as he tied his own single-season franchise record (2011)
- Threw for 226 yards and two TDs on 17-of-22 passing for a 139.6 passer rating in Week 17 vs. Detroit, playing through a calf injury in the second half of the division-clinching win
- Following the injury, connected on 11-of-13 passes for 129 yards and a TD for a 133.7 passer rating
- Named NFC Offensive Player of the Week for his performance, the fourth time on the season he had earned the award
- Playing on an injured calf that limited him in practice during the week, threw for 316 yards and three TDs on 24-of-35 passing for a 125.4 rating in the Divisional vs. Dallas
- Marked his fourth playoff game with 300+ yards passing as he broke Brett Favre's team record (three)
- Posted a perfect 158.3 rating on third down, completing 8-of-10 passes for 137 yards and two TDs

2013 (PACKERS)

- Played in nine regular-season games (nine starts)
- Completed 193-of-290 passes (66.6 percent) for 2,536 yards and 17 TDs with six interceptions for a 104.9 passer rating
- Ranked second in the League in yards/attempt (8.74), fifth in passer rating and completion percentage, and third in yards/completion (13.14)
- Rushed for 120 yards on 30 carries (4.0 avg.)
- Started in the team's playoff contest vs. San Francisco
- Missed seven games (Weeks 10-16) due to a fractured collarbone that he sustained in Week 9 vs. Chicago
- Had one of the best statistical outings of his career, tying the franchise record for passing yards with 480 yards on 34-of-42 passing along with four TDs in Week 2 vs. Washington
- Second quarterback in NFL history to throw for 480+ yards, four-plus TDs and zero interceptions in a game (Y.A. Tittle, Oct. 28, 1962)
- His 81.0 completion percentage set a franchise record for a quarterback with 40+ attempts and his 335 passing yards and 26 completions in the first half were both career highs for a half
- Helped the offense register 580 total yards, the second-highest output in franchise history
- Named the NFC Offensive Player of the Week for his effort
- Despite being without Randall Cobb, Jermichael Finley and James Jones due to injuries, threw for 285 yards and two TDs with no interceptions on 24-of-29 passing for a season-high 130.6 passer rating in Week 8 at Minnesota
- Led the offense on seven scoring drives in the 44-31 win, the most points ever scored by Green Bay at the Metrodome
- Completed all 10 of his passes on third down for 172 yards and two TDs for a perfect 158.3 rating
- Sustained a fractured left collarbone on the final play of the opening drive in Week 9 vs. Chicago
- Missed Week 10 vs. Philadelphia, his first game due to injury since Dec. 19, 2010 (at New England, concussion), and just the third game missed for any reason since 2008 (vs. Detroit, Jan. 1, 2012, rest)
- Returned to action and led the way in dramatic fashion in Week 17 at Chicago, engineering two fourth-quarter TD drives and 13 unanswered points to help the Packers win a third consecutive NFC North title
- Completed 25-of-39 passes for 318 yards and two TDs with two interceptions
- With the Packers trailing, 28-27, with 6:24 remaining, led the offense on an 87-yard scoring drive that was capped off with his 48-yard TD pass to Randall Cobb on fourth down

2012 (PACKERS)

- Played in 16 regular-season games (16 starts)
- Selected to the Pro Bowl for the second straight season and the third time in four years
- Named the starting QB for the NFC squad for the second consecutive season, but did not participate in the game due to injuries
- Earned second-team All-Pro honors from AP
- Named to the All-NFC team by Pro Football Weekly/PFWA
- Completed 371-of-552 passes (67.2 percent) for 4,295 yards and 39 TDs with just eight interceptions for a 108.0 passer rating
- Led the League in passer rating for the second straight season and also led the NFL in TD percentage (7.1) and TD/INT ratio (4.88, 39/8)
- First quarterback to lead the League in passer rating in back-to-back seasons since Peyton Manning did so in three straight seasons (2004-06)
- Ranked second in the NFL with 39 TD passes, including 25 in the opening nine games of the season as he became the first quarterback in NFL history to throw 25+ TD passes in the first nine games in two different seasons (28 TD passes in 2011)
- Ranked first in the NFL in passer rating (110.8) and yards/attempt (9.01) on third down and second in passer rating (109.9) and TD percentage (36.4) in the red zone
- Earned NFC Offensive Player of the Week honors for his performance in Week 4 vs. New Orleans, connecting on 31-of-41 passes for 319 yards and four TDs
- Completed 24-of-37 passes (64.9 percent) for 338 yards and a career-high six TDs, with the six TD passes tying Matt Flynn (vs. Detroit, Jan. 1, 2012) for the single-game franchise record in Week 6 at Houston
- Fourth quarterback in NFL history to throw for 330+ yards and six TDs and no interceptions in a game, joining Tom Brady, Mark Rypien and Y.A. Tittle
- Named the NFC Offensive Player of the Week for his performance
- In Week 7 at St. Louis, threw for 342 yards and three TDs on 30-of-37 passing with no interceptions
- Connected on 22-of-35 passes for 186 yards and two TDs, the second of which moved him past Bart Starr for second all-time in franchise history with 153, Week 8 vs. Jacksonville
- Set the franchise record for the most TD passes over a five-game span with 18
- In the NFC Wild Card, completed 23-of-33 passes for 274 yards and a TD with no interceptions in what was the first home playoff victory of his career as a starter
- Finished with a 104.9 passer rating, his fifth of 100.0+ in seven postseason starts

2011 (PACKERS)

- Played in 15 regular-season games (15 starts)
- Earned NFL MVP honors from Associated Press
- Completed 343-of-502 passes (68.3 percent) for 4,643 yards and 45 TDs with just six interceptions
- Set the NFL single-season record with a 122.5 passer rating, topping the previous mark of 121.1 by Peyton Manning in 2004
- First Green Bay quarterback to lead the NFL in passer rating since the system was implemented in 1973
- Named first-team All-Pro by AP, Pro Football Weekly/PFWA, Sporting News and Sports Illustrated
- Selected to the Pro Bowl for the second time, getting the starting nod for the NFC squad
- Named the Professional Athlete of the Year by Sporting News, Male Athlete of the Year by AP, NFC Offensive Player of the Year by the Committee of 101, NFL Offensive Player of the Year by Sporting News and NFL MVP by Sports Illustrated
- Won the Bert Bell Award from the Maxwell Club as the most outstanding professional player of the year
- Named the NFC Offensive Player of the Month for September, October and November
- Marked four straight months that he won the award (also December 2010), making him the first NFL player to accomplish that feat since the league began recognizing players on a monthly basis in 1986
- Tied a league record with four games with a 140.0+ passer rating
- Set franchise records for passing yards (4,643), yards/attempt (9.25) and 300-yard games (eight)
- Started the season with 11 consecutive 110.0+ rating games, the longest single-season streak in NFL history
- First 4,000-yard passer in NFL history to throw six or fewer interceptions
- Ranked second in the NFL with a 113.3 passer rating on third down, connecting on 80-of-122 passes (65.6 percent) for 1,136 yards and nine TDs with two interceptions
- Led the League with a 107.3 passer rating in the red zone
- Connected on 27-of-35 passes for 312 yards and three TDs with no interceptions in Week 1 vs. New Orleans, on his way to earning NFC Offensive Player of the Week honors
- Completed 14-of-15 passes in the first quarter for 188 yards and three TDs, becoming just the second QB in NFL history to throw three TDs in the first quarter of a season opener (Buffalo's Jack Kemp – Sept. 13, 1964)
- In Week 4 vs. Denver, accounted for six TDs (four passing, two rushing) and threw for a season-high 408 yards on 29-of-38 passing
- First quarterback in NFL history to throw for 400 yards and four TDs and also have two rushing TDs in the game
- Earned NFC Offensive Player of the Week honors for the outing
- Completed 26-of-39 attempts for 396 yards and two TDs in Week 5 at Atlanta, tying a team record by completing passes to 12 different receivers
- Threw for 269 yards in the second half, the most by a Green Bay quarterback in a second half since 1991
- Matched his single-season career-high with his fifth 300-yard game (in just the sixth contest of the season) in Week 6 vs. St. Louis
- Threw for 316 yards and three TDs, highlighted by his career-long 93-yard TD pass to Jordy Nelson in the second quarter
- In Week 7 at Minnesota, threw for 335 yards and three TDs on 24-of-30 passing (146.5 rating) and matched his career-best streak by completing his first 13 passes of the game, the best mark by a Packers quarterback since Brett Favre's 13 at Minnesota on Oct. 23, 2005
- Earned NFC Offensive Player of the Week honors for the third time on the season in Week 9 at San Diego
- Completed 21-of-26 passes for 247 yards and four TDs for a 145.8 passer rating
- Set an NFL single-season record with his eighth straight 110.0+ rating game, topping the mark of seven by Steve Young in 1994
- In Week 10 vs. Minnesota, joined Kurt Warner (1999) as the only quarterback in NFL history to post three consecutive 140.0+ rating games in a single season (completed 23-of-30 passes for 250 yards and four TDs), good for a 140.1 rating
- Broke Brett Favre's franchise records for 110.0+ -rating games (eight, 2007) and consecutive games with at least two TD passes (eight, 1994), doing each for the ninth time on the season
- Further extended his League record by registering his 11th consecutive 110.0+ rating game as he completed 22-of-33 passes for 307 yards and two TDs in Week 12 at Detroit
- Connected on 29-of-46 attempts for 369 yards and four TDs, setting new franchise records by posting his eighth 300-yard passing game and ninth with three-plus TD passes, in Week 13 at N.Y. Giants
- Extended his NFL record of consecutive games with a 100-plus passer rating to 12
- Fastest player to reach the 4,000-yard passing plateau in franchise history by topping the mark in his 13th game of the season
- In Week 16 vs. Chicago, threw a season-high five TD passes, giving him what was then a team-record 45 on the year, en route to leading the Packers to their franchise-record 14th regular-season win as he posted a 142.7 passer rating, his 12th game of the season with a 110.0+ rating
- Listed as inactive in Week 17 vs. Detroit as the coaching staff elected to rest him with home-field advantage throughout the playoffs having been secured the previous week

2010 (PACKERS)

- Played in 15 regular-season games (15 starts)
- Named a first alternate for the Pro Bowl
- Completed 312-of-475 passes (65.7 percent) for 3,922 yards, 28 TDs and 11 interceptions for a 101.2 rating as he became the first quarterback in franchise history to post a 100.0+ passer rating in back-to-back seasons
- Ranked third in the NFL in passer rating, seventh in passing yards, tied for sixth in TD passes and second in 25-yard passes (40)
- Named the FedEx Air NFL Player of the Year and NFC Offensive Player of the Month for December/January and twice earned NFC Offensive Player of the Week honors (Weeks 13 and 16)
- Finished third among NFL quarterbacks with 356 rushing yards on 64 carries (5.6 avg.)
- Tied for the team lead with four rushing TDs, his third straight campaign with four-plus rushing TDs as he became the first Packers quarterback to accomplish the feat since Tobin Rote (1954-56)
- Ranked first in the NFL (min. 100 attempts) with a 104.5 passer rating against the blitz, completing 111-of-167 attempts (66.5 percent) for 1,503 yards and 11 TDs with five interceptions
- Posted a 109.8 passer rating in four postseason contests, completing 90-of-132 passes (68.2 percent) for 1,094 yards and nine TDs with two interceptions
- Had one of the finest playoff games by a quarterback in NFL playoff history, connecting on 31-of-36 passes for 366 yards and three TDs in the Divisional round at Atlanta
- His 136.8 passer rating was the highest in League postseason history among quarterbacks with 35+ attempts
- His 31 completions and 86.1 completion percentage were franchise single-game postseason records, and the completion percentage ranks first in NFL history for quarterbacks with 35+ attempts
- First quarterback in NFL playoff history to throw for 350 yards, three TDs and zero interceptions and rush for a TD in a game
- Completed all 10 of his third-down passing attempts for 151 yards
- Helped lead the Packers to a franchise postseason-record 48 points
- Combined with the 45-point outing at Arizona in the 2009 Wild Card contest, the Packers became the first team in NFL history to record 45 points in a game in consecutive postseasons
- His three TD passes gave him 10 in his first three postseason starts, the most in NFL history as he surpassed Daryle Lamonica, Dan Marino and Jeff George (nine each)
- Along with his 121.4 rating at Arizona in the 2009 playoffs and his 122.5 rating at Philadelphia the week before, became the first quarterback in NFL history to register a 120.0+ rating in each of his first three postseason starts
- First QB in NFL postseason history to throw for three-plus TDs in each of his first three playoff starts
- Closed out his torrid postseason by earning MVP honors with a masterful performance vs. Pittsburgh in Super Bowl XLV
- Completed 24-of-39 passes for 304 yards and three TDs
- Joined Joe Montana, Steve Young and Jake Delhomme as the only quarterbacks to that point to throw for 300 yards and three TDs with no interceptions in a Super Bowl
- Perhaps his best throw of the game came on the Packers' clock-killing drive late in the fourth quarter
- On third-and-10 from the Green Bay 25, fired the ball to Greg Jennings down the seam just beyond the outstretched arms of CB Ike Taylor, hitting Jennings in stride for a 31-yard gain and a new set of downs
- The drive burned 5:19 off the clock and set up a 23-yard Mason Crosby field goal to extend the lead to 31-25, forcing Pittsburgh to drive for a TD instead of a game-tying FG
- Missed some practice time during the week due to a concussion sustained the previous week at Washington (Oct. 10), but returned in Week 6 vs. Miami to make his 38th straight start
- Finished with 313 yards on 18-of-33 passing with a TD and an interception
- Threw a season-long 86-yard TD pass to WR Greg Jennings late in the first quarter, the longest regular-season completion by a Green Bay quarterback since Brett Favre's 99-yard scoring strike to WR Robert Brooks at Chicago on Sept. 11, 1995
- Completed 26-of-35 attempts for 344 yards and a TD while adding a season-high 51 rushing yards and a TD on a career-high 12 carries in Week 12 at Atlanta
- In Week 13 vs. San Francisco, earned NFC Offensive Player of the Week honors as he completed 21-of-30 passes for 298 yards and three TDs for a 135.1 passer rating
- Didn't throw an interception for the fifth straight game, the first Packers quarterback to do so since Bart Starr in 1966
- Inactive due to the concussion in Week 15 at New England, which snapped a streak of 45 consecutive starts that was the fourth-longest streak in the League among active QBs at that point
- Returned to action in Week 16 vs. N.Y. Giants and turned in one of the best outings of his career to that point on his way to earning NFC Offensive Player of the Week honors
- Threw for a season-high 404 yards on 25-of-37 passing with four TD passes
- His yardage total was the most by a Green Bay quarterback in the regular season since Lynn Dickey's 418-yard game vs. Tampa Bay (Oct. 12, 1980), and it was the first 400-yard, four-TD, zero-interception performance in team history
- Marked the 10th time in his career that he threw three-plus TDs and zero interceptions in a game, the most in NFL history to that point by a quarterback within three seasons of his first start (Kurt Warner, nine, 1999-2001)

2009 (PACKERS)

- Played in 16 regular-season games (16 starts)
- Completed 350-of-541 passes (64.7 percent) for 4,434 yards, 30 TDs and seven interceptions for a 103.2 rating on the way to his first career Pro Bowl selection
- Ranked fourth in the League in passing yards, passer rating and TD passes, and led the NFL in interception percentage (1.29)
- Recorded a League-best 133.5 rating on third down, the highest since Kurt Warner (137.3) in 1999
- His third-down production included an NFL-best 14 TDs, no interceptions and a NFL-high 1,710 yards, the most yards by an NFL quarterback since the stat began to be kept in 1991
- Tied for the NFL lead (with Donovan McNabb and Tony Romo) with 17 completions of 40+ yards
- Tied for second in the League (with Tony Romo and Drew Brees) with 39 completions of 25+ yards, trailing only Eli Manning's 42
- Rushed for 316 yards and five TDs on 58 carries (5.4 avg.), the second-most yards by any quarterback in 2009 (David Garrard, 323) and the most runs of 10+ yards with 14
- His five rushing TDs were the most by a Packers quarterback since Don Majkowski posted the same number in 1989
- First quarterback in NFL history to throw 30+ TD passes and seven or fewer interceptions and rush for five TDs in the same season
- Earned NFC Offensive Player of the Month honors for October
- Threw for a season-high 384 yards on 26-of-37 passing for a 110.6 rating in Week 4 at Minnesota
- Completed 29-of-37 passes for 358 yards, two TDs and one interception for a 113.7 rating in Week 6 vs. Detroit, giving him two career firsts – back-to-back games with 350+ yards and three straight contests with a 110.0+ rating
- In Week 7 at Cleveland, completed 15-of-20 passes for 246 yards, three TDs and no interceptions for a 155.4 passer rating, the second-best single-game rating in franchise history (min. 20 attempts)
- In the Wild Card game at Arizona, posted a team playoff-record 423 yards and four TDs on 28-of-42 passing with one interception for a 121.4 rating
- The four TD passes matched a franchise playoff mark held by Bart Starr (at Dallas, Jan. 1, 1967) and Lynn Dickey (vs. St. Louis, Jan. 8, 1983)
- The yardage total was tied for fifth in NFL playoff history at the time, and his 319 yards passing after halftime set an NFL playoff record, eclipsing the previous mark of 274 yards set by Dan Marino (at Buffalo, Dec. 30, 1995)
- Sixth quarterback in the Super Bowl era to throw for 400 yards/four TDs in a postseason game, and one of only two signal callers to post 400 yards/four TDs and a rushing TD in a playoff game (Peyton Manning, vs. Denver, Jan. 9, 2005)
- Completed six passes of 25+ yards as he helped the team come back from a 21-point deficit in the second half to tie the game, with the longest score coming on a 30-yarder to James Jones on fourth-and-5 early in the fourth quarter

2008 (PACKERS)

- Played in 16 regular-season games (16 starts)
- Took over as the starter after waiting patiently for three years for his opportunity behind Brett Favre
- First quarterback other than Brett Favre to start a Packers game since Don Majkowski (Sept. 20, 1992), starting all 16 games and ranking third in the NFC and sixth in the NFL with a 93.8 passer rating
- Completed 341-of-536 passes (63.6 percent) for 4,038 yards, 28 TDs and 13 interceptions
- Under center for 1,039 of 1,049 (99.1 percent) offensive plays
- Ranked fourth in the League in both TD passes and passing yards
- Fourth quarterback in team history to surpass 4,000 yards in a season (Brett Favre, Lynn Dickey, Don Majkowski) and only the second in NFL history to throw for 4,000 yards in the first season that he started a game (Kurt Warner, St. Louis, 1999)
- Ranked third in the NFL with a 105.8 passer rating on third down, including 14 TDs, which trailed only Philip Rivers' 15
- Completed 16 passes of 40+ yards, tied for first in the NFL with Drew Brees
- Finished third on the team with 207 rushing yards on 56 carries (3.7 avg.), and tied for the team lead with four rushing TDs
- Started his first NFL game and completed 18-of-22 passes for 178 yards and a TD with no interception in Week 1 vs. Minnesota
- His 81.8 completion percentage ranked as the second-best mark in NFL history by a quarterback in his first start (min. 20 attempts) to that point behind only former Jacksonville QB Rob Johnson's 83.3 percentage (20-of-24) in 1997
- Scored his first career rushing TD on a one-yard plunge in the fourth quarter to give Green Bay a 24-12 lead
- Posted the first 300-yard passing day of his NFL career and threw three TD passes as he connected on 24-of-38 passes for 328 yards in Week 2 at Detroit
- Started in Week 5 at Atlanta despite being limited all week in practice as he recovered from a sprained right shoulder
- Recorded the second 300-yard passing game of his pro career as he connected on 25-of-37 passes for 313 yards and three TDs
- Completed 21-of-31 passes for 308 yards and three TDs (tied season high) for a season-best 132.2 passer rating in Week 17 vs. Detroit
- With the Lions having just scored a TD to narrow Green Bay's lead to 24-21, connected on a season-long pass when he found Donald Driver deep down the right sideline midway through the fourth quarter for a 71-yard TD, which put him over the 4,000-yard mark for the season

2007 (PACKERS)

- Played in two regular-season games (no starts)
- Served as Brett Favre's backup for the third straight season
- Completed 20-of-28 passes (71.4 percent) for 218 yards with one TD and no interceptions for a 106.0 rating, plus seven rushes for 29 yards (4.1 avg.)
- Put together his best preseason, completing 37-of-59 passes (62.7 percent) with three TDs in four games
- Saw his first action of the regular season in Week 10 vs. Minnesota, entering with 3:56 remaining and completing both of his passes for 17 yards
- Was inserted into the game in the second quarter in Week 13 at Dallas after Brett Favre suffered elbow and shoulder injuries
- Completed 18-of-26 passes for 201 yards and one TD for a 104.8 passer rating, plus had five rushes for 30 yards (6.0 avg.)

2006 (PACKERS)

- Played in two regular-season games (no starts)
- Served as the No. 2 QB for the team's first 10 games, playing in two contests
- Placed on the Injured/Reserve List for the final six games
- Completed 6-of-15 passes (40.0 percent) for 46 yards, with no TDs or interceptions, for a 48.2 rating
- Made his season debut in place of an injured Brett Favre (neck/head) in Week 4 at Philadelphia; nearly engineered a TD drive on the last series of the game, completing 2-of-3 passes for 14 yards, but the Packers were held out of the end zone on a goal-line stand
- In Week 1 vs. New England, saw the most extensive action of his career to date when he was inserted into the lineup for an injured Favre (elbow), and played the last two offensive snaps of the first half and the entire second half
- Completed 4-of-12 passes and had a six-yard scramble
- Played the second half with a foot injury he sustained toward the start of the third quarter; postgame tests revealed a fracture that caused him to miss the rest of the season

2005 (PACKERS)

- Played in three games (no starts)
- Active but did not play in the 13 other contests
- Completed 9-of-16 passes (56.3 percent) for 65 yards, with one interception and a 39.8 passer rating
- Made his NFL debut in a 52-3 win in Week 5 vs. New Orleans
- Got his most extensive playing time in a 48-3 loss on Monday Night Football in Week 15 at Baltimore
- Came off the bench toward the end of the third quarter and finished the contest, going 8-for-15 with one interception, plus one carry for eight yards

TRANSACTIONS

- Signed a one-year contract with Pittsburgh on March 25, 2025
- Designated a Post June 1 release by N.Y. Jets
- Signed a three-year contract with N.Y. Jets on July 26, 2023
- Traded, along with a first-round (15th overall) and fifth-round (170th overall) pick in the 2023 NFL Draft, to N.Y. Jets for a first-round (13th overall), second-round (42nd overall) and sixth-round (207th overall) pick in the 2023 NFL Draft as well as a second-round (41st overall) pick in the 2024 NFL Draft
- Signed a three-year contract with the Packers on March 8, 2022
- Signed a four-year contract with Green Bay on Aug. 29, 2018
- Signed a five-year contract with the Packers on Apr. 26, 2013
- Signed a six-year contract with Green Bay on Oct. 31, 2008
- Signed a five-year contract with the Packers on Aug. 4, 2005
- Drafted by Green Bay in the first round (24th overall) of the 2005 NFL Draft

PERSONAL

- Attended Pleasant Valley H.S. (Chico, Calif.), where he was a two-time all-section choice (2000-01)
- Passed for 4,419 combined yards in his junior and senior seasons
- Set the single-season school record for passing yards his senior year (2,303)
- Also pitched for his high school baseball team as a senior
- Given name Aaron Charles Rodgers
- Born in Chico, California
- Was a contestant on Celebrity Jeopardy! on an episode that aired in May 2015, defeating Kevin O'Leary from Shark Tank and former astronaut Mark Kelly to win $50,000 for the Midwest Athletes Against Childhood Cancer (MACC) Fund
- In May 2018, received an honorary doctorate of humanities degree from the Medical College of Wisconsin for his commitment to end childhood cancer and blood disorders

COMMUNITY

- **FTK: FOR THE KIDS**: Putting an end to childhood cancer and blood disorders is a commitment he is extremely passionate about
- Throughout his career, he has worked closely with the MACC fund and helped grant numerous children's wishes through the Make-A-Wish Foundation
- To help raise awareness and funding, he used his appearances on national stages to help the MACC Fund raise money and spread awareness
- His appearance on 'Celebrity Jeopardy!' and on 'Big Fan', his involvement in the 'My Cause My Cleats' campaign, as well as being a finalist for the "Walter Payton Man of the Year" award allowed him to make charitable contributions to, as well as raise awareness for, the MACC Fund
- In 2018, the Medical College of Wisconsin awarded him an honorary doctorate degree for helping children with cancer and for his involvement in the MACC Fund, contributing to over $2 million for reason
- **GIVING BACK**: In the midst of the COVID-19 pandemic, he saw businesses all around the country struggling to remain open and knew something had to be done
- Announced the creation of the Aaron Rodgers COVID-19 Small Business Fund, where he teamed up with the North Valley Community Foundation to help small businesses in Butte County, CA, receive grants to cover rent and/or operation costs
- With two separate rounds of grant recipients, 159 businesses were given a second chance at success during the tough pandemic restrictions these businesses were facing
- All of the money he raised while hosting 'Jeopardy!' went towards this fund
- Aside from his own fund, he donated $500K to The Barstool Fund, a fund created for donating money to qualifying small businesses that apply for financial relief due to the COVID-19 pandemic
- **HOMETOWN HELPER**: Following the Camp Fire tragedy in Northern California in 2018, he set out to raise money for the area's immediate needs and long-term recovery efforts
- The fire burned the city of Paradise to the ground, leaving many residents displaced in his hometown of Chico, CA, and the north state
- Worked with friends and the mayor of Chico to brainstorm ways to efficiently help his community
- Teaming up with the North Valley Community Foundation, he donated $1M to help with recovery and eventual rebuilding of the communities

COLLEGE

- After leading Butte College to a NorCal Conference championship and a second overall national ranking, went to play at the University of California (2003-04)
- A two-year starter and letterman for the Golden Bears, he completed 424-of-665 passes (63.8 percent) for 5,469 yards with 43 TDs and 13 interceptions, while playing in 25 games (22 starts)
- His 150.3 career pass efficiency rating and 1.95 interception percentage are both tops in school history
- Rushed for 336 yards and eight TDs on 160 carries (2.1 avg.)
- As a junior in 2004, started all 12 games for the Bears, including the Holiday Bowl vs. Texas Tech
- Completed 209-of-316 passes (66.1 percent) for 2,566 yards and 24 TDs with eight interceptions
- Helped the team reach its highest national ranking (No. 4) since 1952, produced its best regular-season record (10-1) in 54 years and recorded the most conference wins (seven) in 55 years
- Led an offense that ranked first in the conference in passing efficiency (167.39, No. 4 nationally), total offense (494.7 ypg, No. 5), scoring offense (37.3 ppg, No. 6) and rushing offense (260.0 ypg, No. 5)
- The offense was the second-highest scoring in school history
- Earned All-Pacific-10 First Team honors and honorable mention All-America recognition from AP, SportsIllustrated.com and College & Pro Football Newsweekly
- One of 15 players to receive letters from the Heisman Trophy Committee in November, and was named to the watch lists for the Walter Camp Foundation Player of the Year Award, Maxwell Award and Davey O'Brien Award
- Served as team co-captain and was chosen as Cal's Co-Offensive MVP
- Finished second in the Pac-10 in passing efficiency (154.4), behind USC's Matt Leinart; the efficiency mark ranked eighth among all NCAA passers in 2004 and was the second-best achievement in Cal annals (164.5, Dave Barr, 1993)
- Fired three or more TDs four times on the season
- Completed a single-game school-record 23 consecutive passes at USC to tie an NCAA mark, running his school-record string to 26 straight completions dating back to the previous game at Oregon State
- Finished 29 of 34 for 85.3 percent against the Trojans, another school record
- During his one year at Butte College in Oroville, Calif., led the Roadrunners to a 10-1 record, a NorCal Conference championship and a No. 2 national ranking
- Passed for 2,408 yards and 28 TDs, with only four interceptions, on 164-of-265 passing (61.9 percent)
- Authored single-game school records for TDs (six) and all-purpose yards (440)
- Earned third-team All-America mention from J.C. Grid-Wire, in addition to NorCal Conference and region MVP honors

AARON RODGERS' NFL REGULAR SEASON PASSING STATISTICS

DATE	TEAM	GP	GS	ATT.	CMP.	PCT.	YDS	AVG.	TD	INT.	LG	SK	LST	RATE
2005	Packers	3	0	16	9	56.3	65	4.1	0	1	16	3	28	39.8
2006	Packers	2	0	15	6	40.0	46	3.1	0	0	16	3	18	48.2
2007	Packers	2	0	28	20	71.4	218	7.8	1	0	43	3	24	106.0
2008	Packers	16	16	536	341	63.6	4,038	7.5	28	13	71t	34	231	93.8
2009	Packers	16	16	541	350	64.7	4,434	8.2	30	7	83t	50	306	103.2
2010	Packers	15	15	475	312	65.7	3,922	8.3	28	11	86t	31	193	101.2
2011	Packers	15	15	502	343	68.3	4,643	9.2	45	6	93t	36	219	122.5
2012	Packers	16	16	552	371	67.2	4,295	7.8	39	8	73	51	293	108.0
2013	Packers	9	9	290	193	66.6	2,536	8.7	17	6	83t	21	117	104.9
2014	Packers	16	16	520	341	65.6	4,381	8.4	38	5	80t	28	174	112.2
2015	Packers	16	16	572	347	60.7	3,821	6.7	31	8	65t	46	314	92.7
2016	Packers	16	16	610	401	65.7	4,428	7.3	40	7	66t	35	246	104.2
2017	Packers	7	7	238	154	64.7	1,675	7.0	16	6	72	22	168	97.2
2018	Packers	16	16	597	372	62.3	4,442	7.4	25	2	75t	49	353	97.6
2019	Packers	16	16	569	353	62.0	4,002	7.0	26	4	74t	36	284	95.4
2020	Packers	16	16	526	372	70.7	4,299	8.2	48	5	78t	20	182	121.5
2021	Packers	16	16	531	366	68.9	4,115	7.7	37	4	75t	30	188	111.9
2022	Packers	17	17	542	350	64.6	3,695	6.8	26	12	58t	32	258	91.1
2023	Jets	1	1	1	0	0.0	0	0.0	0	0	0	1	10	39.6
2024	Jets	17	17	584	368	63.0	3,897	6.7	28	11	71t	40	302	90.5
2025	Steelers	8	8	243	167	68.7	1,692	7.0	17	5	80t	15	97	103.1
TOTALS		**256**	**249**	**8,488**	**5,536**	**65.2**	**64,644**	**7.6**	**520**	**121**	**93T**	**586**	**4,005**	**102.6**

AARON RODGERS' NFL POSTSEASON PASSING STATISTICS

DATE	TEAM	GP	GS	ATT.	CMP.	PCT.	YDS	AVG.	TD	INT.	LG	SK	LST	RATE
2007	Packers	1	0	0	0	0.0	0	0.0	0	0	0	0	0	0.0
2009	Packers	1	1	42	28	66.7	423	10.1	4	1	44	5	19	121.4
2010	Packers	4	4	132	90	68.2	1,094	8.3	9	2	38	8	53	109.8
2011	Packers	1	1	46	26	56.5	264	5.7	2	1	21	4	23	78.5
2012	Packers	2	2	72	49	68.1	531	7.4	3	1	44	4	33	97.6
2013	Packers	1	1	26	17	65.4	177	6.8	1	0	26	4	20	97.8
2014	Packers	2	2	69	43	62.3	494	7.2	4	2	46t	3	26	91.1
2015	Packers	2	2	80	45	56.3	471	5.9	4	1	60	2	15	84.9
2016	Packers	3	3	128	80	62.5	1,004	7.8	9	2	42t	10	79	103.8
2019	Packers	2	2	66	47	71.2	569	8.6	4	2	65	5	38	104.9
2020	Packers	2	2	84	56	66.7	642	7.6	5	1	58t	5	32	104.4
2021	Packers	1	1	29	20	69.0	225	7.8	0	0	75	5	29	91.9
TOTALS		**22**	**21**	**774**	**501**	**64.7**	**5,894**	**7.6**	**45**	**13**	**75**	**55**	**367**	**100.1**

AARON RODGERS' NFL REGULAR SEASON RUSHING STATISTICS

DATE	TEAM	NO.	YDS.	AVG.	LG	TD
2005	Packers	2	7	3.5	8	0
2006	Packers	2	11	5.5	6	0
2007	Packers	7	29	4.1	13	0
2008	Packers	56	207	3.7	21	4
2009	Packers	58	316	5.4	35	5
2010	Packers	64	356	5.6	27	4
2011	Packers	60	257	4.3	25	3
2012	Packers	54	259	4.8	27t	2
2013	Packers	30	120	4.0	18	0
2014	Packers	43	269	6.3	19	2
2015	Packers	58	344	5.9	18	1
2016	Packers	67	369	5.5	23	4
2017	Packers	24	126	5.3	18	0
2018	Packers	43	269	6.3	23	2
2019	Packers	46	183	4.0	17	1
2020	Packers	38	149	3.9	14	3
2021	Packers	33	101	3.1	18	3
2022	Packers	34	94	2.8	18	1
2023	Jets	0	0	0.0	0	0
2024	Jets	22	107	4.9	18	0
2025	Steelers	13	18	1.4	10	0
TOTALS		**754**	**3,591**	**4.8**	**35**	**35**

AARON RODGERS' NFL POSTSEASON RUSHING STATISTICS

DATE	TEAM	NO.	YDS.	AVG.	LG	TD
2007	Packers	0	0	0.0	0	0
2009	Packers	3	13	4.3	13	1
2010	Packers	14	54	3.9	25	2
2011	Packers	7	66	9.4	16	0
2012	Packers	5	40	8.0	17	0
2013	Packers	2	11	5.5	9	0
2014	Packers	4	8	2.0	12	0
2015	Packers	3	20	6.7	19	0
2016	Packers	8	62	7.8	28	0
2019	Packers	6	14	2.3	14	0
2020	Packers	4	-3	-0.8	1t	1
2021	Packers	0	0	0.0	0	0
TOTALS		**56**	**285**	**5.1**	**28**	**4**

AARON RODGERS' NFL REGULAR SEASON PASSING/RUSHING STATISTICS

				PASSING											RUSHING				
DATE	TEAM	GP	GS	ATT.	CMP.	PCT.	YDS	AVG.	TD	INT.	LG	SK	LST	RATE	NO.	YDS.	AVG.	LG	TD
2005	Packers	3	0	16	9	56.3	65	4.1	0	1	16	3	28	39.8	2	7	3.5	8	0
2006	Packers	2	0	15	6	40.0	46	3.1	0	0	16	3	18	48.2	2	11	5.5	6	0
2007	Packers	2	0	28	20	71.4	218	7.8	1	0	43	3	24	106.0	7	29	4.1	13	0
2008	Packers	16	16	536	341	63.6	4,038	7.5	28	13	71t	34	231	93.8	56	207	3.7	21	4
2009	Packers	16	16	541	350	64.7	4,434	8.2	30	7	83t	50	306	103.2	58	316	5.4	35	5
2010	Packers	15	15	475	312	65.7	3,922	8.3	28	11	86t	31	193	101.2	64	356	5.6	27	4
2011	Packers	15	15	502	343	68.3	4,643	9.2	45	6	93t	36	219	122.5	60	257	4.3	25	3
2012	Packers	16	16	552	371	67.2	4,295	7.8	39	8	73	51	293	108.0	54	259	4.8	27t	2
2013	Packers	9	9	290	193	66.6	2,536	8.7	17	6	83t	21	117	104.9	30	120	4.0	18	0
2014	Packers	16	16	520	341	65.6	4,381	8.4	38	5	80t	28	174	112.2	43	269	6.3	19	2
2015	Packers	16	16	572	347	60.7	3,821	6.7	31	8	65t	46	314	92.7	58	344	5.9	18	1
2016	Packers	16	16	610	401	65.7	4,428	7.3	40	7	66t	35	246	104.2	67	369	5.5	23	4
2017	Packers	7	7	238	154	64.7	1,675	7.0	16	6	72	22	168	97.2	24	126	5.3	18	0
2018	Packers	16	16	597	372	62.3	4,442	7.4	25	2	75t	49	353	97.6	43	269	6.3	23	2
2019	Packers	16	16	569	353	62.0	4,002	7.0	26	4	74t	36	284	95.4	46	183	4.0	17	1
2020	Packers	16	16	526	372	70.7	4,299	8.2	48	5	78t	20	182	121.5	38	149	3.9	14	3
2021	Packers	16	16	531	366	68.9	4,115	7.7	37	4	75t	30	188	111.9	33	101	3.1	18	3
2022	Packers	17	17	542	350	64.6	3,695	6.8	26	12	58t	32	258	91.1	34	94	2.8	18	1
2023	Jets	1	1	1	0	0.0	0	0.0	0	0	0	1	10	39.6	0	0	0.0	0	0
2024	Jets	17	17	584	368	63.0	3,897	6.7	28	11	71t	40	302	90.5	22	107	4.9	18	0
2025	Steelers	8	8	243	167	68.7	1,692	7.0	17	5	80t	15	97	103.1	13	18	1.4	10	0
TOTALS		**256**	**249**	**8,488**	**5,536**	**65.2**	**64,644**	**7.6**	**520**	**121**	**93T**	**586**	**4,005**	**102.6**	**754**	**3,591**	**4.8**	**35**	**35**

AARON RODGERS' NFL POSTSEASON PASSING/RUSHING STATISTICS

				PASSING											RUSHING				
DATE	TEAM	GP	GS	ATT.	CMP.	PCT.	YDS	AVG.	TD	INT.	LG	SK	LST	RATE	NO.	YDS.	AVG.	LG	TD
2007	Packers	1	0	0	0	0.0	0	0.0	0	0	0	0	0	0.0	0	0	0.0	0	0
2009	Packers	1	1	42	28	66.7	423	10.1	4	1	44	5	19	121.4	3	13	4.3	13	1
2010	Packers	4	4	132	90	68.2	1,094	8.3	9	2	38	8	53	109.8	14	54	3.9	25	2
2011	Packers	1	1	46	26	56.5	264	5.7	2	1	21	4	23	78.5	7	66	9.4	16	0
2012	Packers	2	2	72	49	68.1	531	7.4	3	1	44	4	33	97.6	5	40	8.0	17	0
2013	Packers	1	1	26	17	65.4	177	6.8	1	0	26	4	20	97.8	2	11	5.5	9	0
2014	Packers	2	2	69	43	62.3	494	7.2	4	2	46t	3	26	91.1	4	8	2.0	12	0
2015	Packers	2	2	80	45	56.3	471	5.9	4	1	60	2	15	84.9	3	20	6.7	19	0
2016	Packers	3	3	128	80	62.5	1,004	7.8	9	2	42t	10	79	103.8	8	62	7.8	28	0
2019	Packers	2	2	66	47	71.2	569	8.6	4	2	65	5	38	104.9	6	14	2.3	14	0
2020	Packers	2	2	84	56	66.7	642	7.6	5	1	58t	5	32	104.4	4	-3	-0.8	1t	1
2021	Packers	1	1	29	20	69.0	225	7.8	0	0	75	5	29	91.9	0	0	0.0	0	0
TOTALS		**22**	**21**	**774**	**501**	**64.7**	**5,894**	**7.6**	**45**	**13**	**75**	**55**	**367**	**100.1**	**56**	**285**	**5.1**	**28**	**4**

SINGLE-GAME HIGHS: QUARTERBACK

Pass Attempts
61 vs. Detroit Lions, Nov 15, 2015
56 vs. Chicago Bears, Oct 20, 2016

Pass Completions
39 vs. Chicago Bears, Oct 20, 2016
37 at New York Jets, Dec 23, 2018

Yards Passing
480 vs. Washington Redskins, Sep 15, 2013
442 at New York Jets, Dec 23, 2018
...1 more at 442.

TD Passes
6 vs. Chicago Bears, Nov 09, 2014
6 at Houston Texans, Oct 14, 2012

Long Passes
93t vs. St. Louis Rams, Oct 16, 2011
86t vs. Miami Dolphins, Oct 17, 2010

Completion Percentage
86.4 vs. Carolina Panthers, Oct 19, 2014
84.0 vs. Tennessee Titans, Dec 27, 2020

Passer Rating
158.3 vs. Oakland Raiders, Oct 20, 2019
155.4 at Cleveland Browns, Oct 25, 2009

Rush Attempts
12 at Atlanta Falcons, Nov 28, 2010
10 at Detroit Lions, Jan 01, 2017

Rushing Yards
60 at Atlanta Falcons, Oct 30, 2016
57 at Indianapolis Colts, Oct 07, 2012

Rushing Average
6.5 at San Diego Chargers, Nov 06, 2011
4.9 vs. St. Louis Rams, Oct 11, 2015
...1 more at 4.9.

Longest Runs
35 vs. Minnesota Vikings, Nov 01, 2009
27t vs. Detroit Lions, Dec 09, 2012
...1 more at 27.

Rushing TDs
2 at New York Jets, Dec 23, 2018
2 vs. Denver Broncos, Oct 02, 2011

SINGLE-GAME HIGHS - POSTSEASON: QUARTERBACK

Pass Attempts
48 vs. Tampa Bay Buccaneers, Jan 24, 2021
46 vs. New York Giants, Jan 15, 2012
45 at Atlanta Falcons, Jan 22, 2017
44 at Arizona Cardinals, Jan 16, 2016
43 at Dallas Cowboys, Jan 15, 2017

Pass Completions
33 vs. Tampa Bay Buccaneers, Jan 24, 2021
31 at San Francisco 49ers, Jan 19, 2020
31 at Atlanta Falcons, Jan 15, 2011
28 at Dallas Cowboys, Jan 15, 2017
28 at Arizona Cardinals, Jan 10, 2010

Yards Passing
423 at Arizona Cardinals, Jan 10, 2010
366 at Atlanta Falcons, Jan 15, 2011
362 vs. New York Giants, Jan 08, 2017
355 at Dallas Cowboys, Jan 15, 2017
346 vs. Tampa Bay Buccaneers, Jan 24, 2021

TD Passes
4 vs. New York Giants, Jan 08, 2017
4 at Arizona Cardinals, Jan 10, 2010
3 vs. Tampa Bay Buccaneers, Jan 24, 2021
3 at Atlanta Falcons, Jan 22, 2017
...4 more at 3.

Long Passes
75 vs. San Francisco 49ers, Jan 22, 2022
65 at San Francisco 49ers, Jan 19, 2020
60 at Arizona Cardinals, Jan 16, 2016
58t vs. Los Angeles Rams, Jan 16, 2021
50t vs. Tampa Bay Buccaneers, Jan 24, 2021

Completion Percentage
86.1 at Atlanta Falcons, Jan 15, 2011
79.5 at San Francisco 49ers, Jan 19, 2020
69.7 vs. Minnesota Vikings, Jan 05, 2013
69.0 vs. San Francisco 49ers, Jan 22, 2022
68.8 vs. Tampa Bay Buccaneers, Jan 24, 2021

Passer Rating
136.8 at Atlanta Falcons, Jan 15, 2011
125.4 vs. Dallas Cowboys, Jan 11, 2015
125.2 vs. New York Giants, Jan 08, 2017
122.5 at Philadelphia Eagles, Jan 09, 2011
121.4 at Arizona Cardinals, Jan 10, 2010

Rush Attempts
7 vs. New York Giants, Jan 15, 2012
7 at Chicago Bears, Jan 23, 2011
5 vs. Seattle Seahawks, Jan 12, 2020
4 vs. Los Angeles Rams, Jan 16, 2021
4 at Atlanta Falcons, Jan 22, 2017

Rushing Yards
66 vs. New York Giants, Jan 15, 2012
46 at Atlanta Falcons, Jan 22, 2017
39 at Chicago Bears, Jan 23, 2011
28 at San Francisco 49ers, Jan 12, 2013
21 at Arizona Cardinals, Jan 16, 2016

Rushing Average
9.4 vs. New York Giants, Jan 15, 2012
5.6 at Chicago Bears, Jan 23, 2011

Longest Runs
28 at Atlanta Falcons, Jan 22, 2017
25 at Chicago Bears, Jan 23, 2011
19 at Arizona Cardinals, Jan 16, 2016
17 at San Francisco 49ers, Jan 12, 2013
16 vs. New York Giants, Jan 15, 2012

Rushing TDs
1 vs. Los Angeles Rams, Jan 16, 2021
1 at Chicago Bears, Jan 23, 2011
1 at Atlanta Falcons, Jan 15, 2011
...1 more at 1.

300-YARD PASSING GAMES (70): REGULAR SEASON

DATE	TEAM	NO.	YDS.	AVG.	LG	TD
09/14/08	at Lions	24	328	13.7	62	3
10/05/08	FALCONS	25	313	12.5	44t	3
11/02/08	at Titans	22	314	14.3	52	1
12/28/08	LIONS	21	308	14.7	71t	3
10/05/09	at Vikings	26	384	14.8	62t	2
10/18/09	LIONS	29	358	12.3	47t	2
11/22/09	49ERS	32	344	10.8	64t	2
11/26/09	at Lions	28	348	12.4	68	3
12/20/09	at Steelers	26	383	14.7	83t	3
09/27/10	at Bears	34	316	9.3	28	1
10/17/10	DOLPHINS	18	313	17.4	86t	1
11/21/10	at Vikings	22	301	13.7	47	4
11/28/10	at Falcons	26	344	13.2	35	1
12/26/10	GIANTS	25	404	16.2	80t	4
09/08/11	SAINTS	27	312	11.6	36	3
09/18/11	at Panthers	19	308	16.2	84t	2
10/02/11	BRONCOS	29	408	14.1	61	4
10/09/11	at Falcons	26	396	15.2	70t	2
10/16/11	RAMS	18	316	17.6	93t	3
10/23/11	at Vikings	24	335	14.0	79t	3
11/24/11	at Lions	22	307	14.0	65t	2
12/04/11	at Giants	28	369	13.2	33	4
09/09/12	49ERS	30	303	10.1	49	2
09/30/12	SAINTS	31	319	10.3	20	4
10/14/12	at Texans	24	338	14.1	48t	6
10/21/12	at Rams	30	342	11.4	52	3
12/23/12	TITANS	27	342	12.7	34	3
12/30/12	at Vikings	28	365	13.0	73	4
09/08/13	at 49ers	21	333	15.9	38	3
09/15/13	COMMANDERS	34	480	14.1	57	4
10/13/13	at Ravens	17	315	18.5	64t	1
12/29/13	at Bears	25	318	12.7	48t	2
09/14/14	JETS	25	346	13.8	80t	3
09/28/14	at Bears	22	302	13.7	46	4
10/26/14	at Saints	28	418	14.9	70t	1
11/09/14	BEARS	18	315	17.5	73t	6
11/16/14	EAGLES	22	341	15.5	64	3
11/30/14	PATRIOTS	24	368	15.3	45t	2
12/08/14	FALCONS	24	327	13.6	60t	3
12/21/14	at Buccaneers	31	318	10.3	30	1
09/28/15	CHIEFS	24	333	13.9	52	5
11/08/15	at Panthers	25	369	14.8	53t	4
11/15/15	LIONS	35	333	9.5	32	2
10/20/16	BEARS	39	326	8.4	25	3
11/13/16	at Titans	31	371	12.0	46	2
11/20/16	at Commanders	26	351	13.5	47	3
11/28/16	at Eagles	30	313	10.4	50	2
12/24/16	VIKINGS	28	347	12.4	48	4
01/01/17	at Lions	27	300	11.1	39	4
09/10/17	SEAHAWKS	28	311	11.1	32t	1
09/17/17	at Falcons	33	343	10.4	33t	2
09/24/17	BENGALS	28	313	11.2	72	3
10/07/18	at Lions	32	442	13.8	54	3
10/15/18	49ERS	25	425	17.0	60	2
11/15/18	at Seahawks	21	332	15.8	57	2
12/23/18	at Jets	37	442	11.9	49t	2
09/26/19	EAGLES	34	422	12.4	58	2
10/20/19	RAIDERS	25	429	17.2	74t	5
10/27/19	at Chiefs	23	305	13.3	67t	3
12/29/19	at Lions	27	323	12.0	33	2
09/13/20	at Vikings	32	364	11.4	45t	4
10/05/20	FALCONS	27	327	12.1	29	4
11/05/20	at 49ers	25	305	12.2	52t	4
11/15/20	JAGUARS	24	325	13.5	78t	2
11/22/20	at Colts	27	311	11.5	47	3
10/10/21	at Bengals	27	344	12.7	59	2
11/21/21	at Vikings	23	385	16.7	75t	4
11/28/21	RAMS	28	307	11.0	54	2
12/12/21	BEARS	29	341	11.8	38t	4
12/08/24	at Dolphins	27	339	12.6	42	1

300-YARD PASSING GAMES (8): POSTSEASON

DATE	TEAM	NO.	YDS.	AVG.	LG	TD
01/10/10	at Cardinals	28	423	15.1	44	4
01/15/11	at Falcons	31	366	11.8	34	3
02/06/11	STEELERS	24	304	12.7	38	3
01/11/15	COWBOYS	24	316	13.2	46t	3
01/08/17	GIANTS	25	362	14.5	42t	4
01/15/17	at Cowboys	28	355	12.7	35	2
01/19/20	at 49ers	31	326	10.5	65	2
01/24/21	BUCCANEERS	33	346	10.5	50t	3

2025 GAME-BY-GAME REGULAR-SEASON STATISTICS (STEELERS)

			PASSING											RUSHING					
DATE	OPPONENT	P/S	ATT	CMP	YDS	PCT	Y/A	Y/C	TD	INT	LG	SK/YD	RATE	ATT	YDS	LG	TD	W/L	SCORE
09/07	at Jets	S	30	22	244	73.3	8.1	11.1	4	0	31	4/26	136.7	1	-1	-1	0	W	34-32
09/14	Seahawks	S	33	18	203	54.5	6.2	11.3	1	2	65	3/20	58.0	1	3	3	0	L	17-31
09/21	at Patriots	S	23	16	139	69.6	6.0	8.7	2	1	21	0/0	96.1	4	1	3	0	W	21-14
09/28	Vikings	S	22	18	200	81.8	9.1	11.1	1	0	80t	2/18	119.7	3	8	10	0	W	24-21
10/12	Browns	S	30	21	235	70.0	7.8	11.2	2	0	36	0/0	115.3	1	1	1	0	W	23-9
10/16	at Bengals	S	34	23	249	67.6	7.3	10.8	4	2	68t	0/0	103.7	1	6	6	0	L	31-33
10/26	Packers	S	36	24	219	66.7	6.1	9.1	2	0	45	3/17	101.5	0	0	0	0	L	25-35
11/02	Colts	S	35	25	203	71.4	5.8	8.1	1	0	18	3/16	95.3	2	0	1	0	W	27-20
2025 TOTALS		**8-8**	**243**	**167**	**1,692**	**68.7**	**7.0**	**10.1**	**17**	**5**	**80T**	**15/97**	**103.1**	**13**	**18**	**10**	**0**	**5-3**	

2024 GAME-BY-GAME REGULAR-SEASON STATISTICS (JETS)

			PASSING											RUSHING					
DATE	OPPONENT	P/S	ATT	CMP	YDS	PCT	Y/A	Y/C	TD	INT	LG	SK/YD	RATE	ATT	YDS	LG	TD	W/L	SCORE
09/09	at 49ers	S	21	13	167	61.9	8.0	12.8	1	1	36t	1/5	82.8	1	-1	-1	0	L	19-32
09/15	at Titans	S	30	18	176	60.0	5.9	9.8	2	0	26t	2/12	98.7	2	1	2	0	W	24-17
09/19	Patriots	S	35	27	281	77.1	8.0	10.4	2	0	27	2/14	118.9	3	18	11	0	W	24-3
09/29	Broncos	S	42	24	225	57.1	5.4	9.4	0	0	25	5/41	72.0	5	26	14	0	L	9-10
10/06	at Vikings	S	54	29	244	53.7	4.5	8.4	2	3	25	3/26	54.9	0	0	0	0	L	17-23
10/14	Bills	S	35	23	294	65.7	8.4	12.8	2	1	52t	3/22	99.0	0	0	0	0	L	20-23
10/20	at Steelers	S	39	24	276	61.5	7.1	11.5	1	2	57	1/7	70.0	0	0	0	0	L	15-37
10/27	at Patriots	S	28	17	233	60.7	8.3	13.7	2	0	35	1/9	111.2	0	0	0	0	L	22-25
10/31	Texans	S	32	22	211	68.8	6.6	9.6	3	0	37t	2/18	118.1	1	-1	-1	0	W	21-13
11/10	at Cardinals	S	35	22	151	62.9	4.3	6.9	0	0	15	3/23	72.4	0	0	0	0	L	6-31
11/17	Colts	S	29	22	184	75.9	6.3	8.4	2	0	29t	3/22	114.7	1	7	7	0	L	27-28
12/01	Seahawks	S	39	21	185	53.8	4.7	8.8	2	1	24	2/16	73.1	2	6	7	0	L	21-26
12/08	at Dolphins	S	39	27	339	69.2	8.7	12.6	1	0	42	3/20	104.5	0	0	0	0	L	26-32+
12/15	at Jaguars	S	30	16	289	53.3	9.6	18.1	3	0	71t	1/14	120.0	6	45	18	0	W	32-25
12/22	Rams	S	42	28	256	66.7	6.1	9.1	1	0	20	1/10	91.0	1	6	6	0	L	9-19
12/29	at Bills	S	18	12	112	66.7	6.2	9.3	0	2	28	4/26	44.0	0	0	0	0	L	14-40
01/05	Dolphins	S	36	23	274	63.9	7.6	11.9	4	1	43	3/17	112.5	0	0	0	0	W	32-20
2024 TOTALS		**17-17**	**584**	**368**	**3,897**	**63.0**	**6.7**	**10.6**	**28**	**11**	**71T**	**40/302**	**90.5**	**22**	**107**	**18**	**0**	**5-12**	

+ - Overtime

2023 GAME-BY-GAME REGULAR-SEASON STATISTICS (JETS)

			PASSING											RUSHING					
DATE	OPPONENT	P/S	ATT	CMP	YDS	PCT	Y/A	Y/C	TD	INT	LG	SK/YD	RATE	ATT	YDS	LG	TD	W/L	SCORE
09/11	Bills	S	1	0	0	0.0	0.0	0.0	0	0	0	1/10	39.6	0	0	0	0	W	22-16+
09/17	at Cowboys								INJURED RESERVE									L	10-30
09/24	Patriots								INJURED RESERVE									L	10-15
10/01	Chiefs								INJURED RESERVE									L	20-23
10/08	at Broncos								INJURED RESERVE									W	31-21
10/15	Eagles								INJURED RESERVE									W	20-14
10/29	at Giants								INJURED RESERVE									W	13-10+
11/06	Chargers								INJURED RESERVE									L	6-27
11/12	at Raiders								INJURED RESERVE									L	12-16
11/19	at Bills								INJURED RESERVE									L	6-32
11/24	Dolphins								INJURED RESERVE									L	13-34
12/03	Falcons								INJURED RESERVE									L	8-13
12/10	Texans								INJURED RESERVE									W	30-6
12/17	at Dolphins								INJURED RESERVE									L	0-30
12/24	Commanders								INJURED RESERVE									W	30-28
12/28	at Browns								INACTIVE									L	20-37
01/07	at Patriots								INJURED RESERVE									W	17-3
2023 TOTALS		**1-1**	**1**	**0**	**0**	**0.0**	**0.0**	**0.0**	**0**	**0**	**0**	**1/10**	**39.6**	**0**	**0**	**0**	**0**	**7-10**	

+ - Overtime

2022 GAME-BY-GAME REGULAR-SEASON STATISTICS (PACKERS)

			PASSING											RUSHING					
DATE	OPPONENT	P/S	ATT	CMP	YDS	PCT	Y/A	Y/C	TD	INT	LG	SK/YD	RATE	ATT	YDS	LG	TD	W/L	SCORE
09/11	at Vikings	S	34	22	195	64.7	5.7	8.9	0	1	23	4/33	67.6	1	-1	-1	0	L	7-23
09/18	Bears	S	25	19	234	76.0	9.4	12.3	2	0	55	3/23	131.1	5	10	7	0	W	27-10
09/25	at Buccaneers	S	35	27	255	77.1	7.3	9.4	2	1	40	1/7	103.9	1	-1	-1	0	W	14-12
10/02	Patriots	S	35	21	251	60.0	7.2	12.0	2	1	32	1/7	89.1	1	1	1	0	W	27-24+
10/09	Giants	S	39	25	222	64.1	5.7	8.9	2	0	35	2/15	96.3	0	0	0	0	L	22-27
10/16	Jets	S	41	26	246	63.4	6.0	9.5	1	0	35	4/36	88.1	1	0	0	0	L	10-27
10/23	at Commanders	S	35	23	194	65.7	5.5	8.4	2	0	28	0/0	99.0	0	0	0	0	L	21-23
10/30	at Bills	S	30	19	203	63.3	6.8	10.7	2	1	37t	2/13	91.4	1	11	11	0	L	17-27
11/06	at Lions	S	43	23	291	53.5	6.8	12.7	1	3	47	1/8	53.5	4	40	18	0	L	9-15
11/13	Cowboys	S	20	14	224	70.0	11.2	16.0	3	0	58t	2/16	146.7	2	4	7	0	W	31-28+
11/17	Titans	S	39	24	227	61.5	5.8	9.5	2	0	28	1/12	94.7	0	0	0	0	L	17-27
11/27	at Eagles	S	16	11	140	68.8	8.8	12.7	2	2	30	3/17	95.8	1	-1	-1	0	L	33-40
12/04	at Bears	S	31	18	182	58.1	5.9	10.1	1	0	21	0/0	85.7	3	4	6	0	W	28-19
12/19	Rams	S	30	22	229	73.3	7.6	10.4	1	1	25	3/22	92.2	3	-3	-1	0	W	24-12
12/25	at Dolphins	S	38	24	238	63.2	6.3	9.9	1	1	42	2/16	78.6	7	18	12	0	W	26-20
01/01	Vikings	S	24	15	159	62.5	6.6	10.6	1	0	24	1/16	95.7	1	2	2t	1	W	41-17
01/08	Lions	S	27	17	205	63.0	7.6	12.1	1	1	45	2/17	83.1	3	10	6	0	L	16-20
2022 TOTALS		**17-17**	**542**	**350**	**3,695**	**64.6**	**6.8**	**10.6**	**26**	**12**	**58T**	**32/258**	**91.1**	**34**	**94**	**18**	**1**	**8-9**	

+ - Overtime

2021 GAME-BY-GAME REGULAR-SEASON STATISTICS (PACKERS)

			PASSING											RUSHING					
DATE	OPPONENT	P/S	ATT	CMP	YDS	PCT	Y/A	Y/C	TD	INT	LG	SK/YD	RATE	ATT	YDS	LG	TD	W/L	SCORE
09/12	at Saints	S	28	15	133	53.6	4.8	8.9	0	2	31	1/11	36.8	0	0	0	0	L	3-38
09/20	Lions	S	27	22	255	81.5	9.4	11.6	4	0	50	3/28	145.6	4	6	5	0	W	35-17
09/26	at 49ers	S	33	23	261	69.7	7.9	11.3	2	0	47	1/8	113.3	0	0	0	0	W	30-28
10/03	Steelers	S	36	20	248	55.6	6.9	12.4	2	0	28	3/12	95.6	3	2	4t	1	W	27-17
10/10	at Bengals	S	39	27	344	69.2	8.8	12.7	2	1	59	2/11	102.9	0	0	0	0	W	25-22+
10/17	at Bears	S	23	17	195	73.9	8.5	11.5	2	0	41	3/26	128.0	7	19	16	1	W	24-14
10/24	Football Team	S	35	27	274	77.1	7.8	10.1	3	0	26	3/27	127.6	2	17	15	0	W	24-10
10/28	at Cardinals	S	37	22	184	59.5	5.0	8.4	2	0	33	1/0	90.4	2	3	4	0	W	24-21
11/07	at Chiefs							RESERVE/COVID-19										L	7-13
11/14	Seahawks	S	37	23	292	62.2	7.9	12.7	0	1	50	1/5	75.5	2	8	8	0	W	17-0
11/21	at Vikings	S	33	23	385	69.7	11.7	16.7	4	0	75t	2/13	148.4	2	21	18	0	L	31-34
11/28	Rams	S	45	28	307	62.2	6.8	11.0	2	0	54	1/0	97.2	2	0	1t	1	W	36-28
12/12	Bears	S	37	29	341	78.4	9.2	11.8	4	0	38t	3/21	141.1	1	0	0	0	W	45-30
12/19	at Ravens	S	31	23	268	74.2	8.6	11.7	3	0	31	3/18	132.2	4	11	8	0	W	31-30
12/25	Browns	S	34	24	202	70.6	5.9	8.4	3	0	34	0/0	115.1	1	-1	-1	0	W	24-22
01/02	Vikings	S	38	29	288	76.3	7.6	9.9	2	0	30	0/0	114.8	2	8	5	0	W	37-10
01/09	at Lions	S	18	14	138	77.8	7.7	9.9	2	0	29t	3/8	135.6	1	7	7	0	L	30-37
2021 TOTALS		**16-16**	**531**	**366**	**4,115**	**68.9**	**7.7**	**11.2**	**37**	**4**	**75T**	**30/188**	**111.9**	**33**	**101**	**18**	**3**	**13-4**	

+ - Overtime

2020 GAME-BY-GAME REGULAR-SEASON STATISTICS (PACKERS)

			PASSING											RUSHING					
DATE	OPPONENT	P/S	ATT	CMP	YDS	PCT	Y/A	Y/C	TD	INT	LG	SK/YD	RATE	ATT	YDS	LG	TD	W/L	SCORE
09/13	at Vikings	S	44	32	364	72.7	8.3	11.4	4	0	45t	0/0	127.5	1	2	2	0	W	43-34
09/20	Lions	S	30	18	240	60.0	8.0	13.3	2	0	41	1/11	107.6	2	12	8	0	W	42-21
09/27	at Saints	S	32	21	283	65.6	8.8	13.5	3	0	72	1/12	124.9	2	12	13	0	W	37-30
10/05	Falcons	S	33	27	327	81.8	9.9	12.1	4	0	29	1/12	147.5	1	5	5	0	W	30-16
10/18	at Buccaneers	S	35	16	160	45.7	4.6	10.0	0	2	20	4/42	35.4	2	14	8	0	L	10-38
10/25	at Texans	S	34	23	283	67.6	8.3	12.3	4	0	45t	0/0	132.4	0	0	0	0	W	35-20
11/01	Vikings	S	41	27	291	65.9	7.1	10.8	3	0	45	1/0	110.9	2	9	7	0	L	22-28
11/05	at 49ers	S	31	25	305	80.6	9.8	12.2	4	0	52t	1/11	147.2	1	7	7	0	W	34-17
11/15	Jaguars	S	34	24	325	70.6	9.6	13.5	2	1	78t	1/10	108.1	3	4	5t	1	W	24-20
11/22	at Colts	S	38	27	311	71.1	8.2	11.5	3	1	47	1/10	110.7	3	13	9	0	L	31-34+
11/29	Bears	S	29	21	211	72.4	7.3	10.0	4	0	39t	0/0	132.3	2	12	10	0	W	41-25
12/06	Eagles	S	34	25	295	73.5	8.7	11.8	3	0	42	2/7	128.9	4	-3	0	0	W	30-16
12/13	at Lions	S	33	26	290	78.8	8.8	11.2	3	0	56t	0/0	133.6	6	13	6t	1	W	31-24
12/19	Panthers	S	29	20	143	69.0	4.9	7.2	1	0	22	5/47	91.6	5	26	10	1	W	24-16
12/27	Titans	S	25	21	231	84.0	9.2	11.0	4	1	32	1/17	128.1	3	19	14	0	W	40-14
01/03	at Bears	S	24	19	240	79.2	10.0	12.6	4	0	72t	1/3	147.9	1	4	4	0	W	35-16
2020 TOTALS		**16-16**	**526**	**372**	**4,299**	**70.7**	**8.2**	**11.6**	**48**	**5**	**78T**	**20/182**	**121.5**	**38**	**149**	**14**	**3**	**13-3**	

+ - Overtime

2019 GAME-BY-GAME REGULAR-SEASON STATISTICS (PACKERS)

			PASSING											RUSHING					
DATE	OPPONENT	P/S	ATT	CMP	YDS	PCT	Y/A	Y/C	TD	INT	LG	SK/YD	RATE	ATT	YDS	LG	TD	W/L	SCORE
09/05	at Bears	S	30	18	203	60.0	6.8	11.3	1	0	47	5/37	91.4	3	8	10	0	W	10-3
09/15	Vikings	S	34	22	209	64.7	6.1	9.5	2	0	39	2/18	101.2	1	0	0	0	W	21-16
09/22	Broncos	S	29	17	235	58.6	8.1	13.8	1	0	40t	0/0	96.2	1	-1	-1	0	W	27-16
09/26	Eagles	S	53	34	422	64.2	8.0	12.4	2	1	58	1/8	93.4	5	46	14	0	L	27-34
10/06	at Cowboys	S	34	22	238	64.7	7.0	10.8	0	0	23	2/23	85.2	4	-1	3	0	W	34-24
10/14	Lions	S	39	24	283	61.5	7.3	11.8	2	1	46	1/6	90.0	3	10	12	0	W	23-22
10/20	Raiders	S	31	25	429	80.6	13.8	17.2	5	0	74t	1/8	158.3	2	6	3t	1	W	42-24
10/27	at Chiefs	S	33	23	305	69.7	9.2	13.3	3	0	67t	5/49	129.0	6	29	15	0	W	31-24
11/03	at Chargers	S	35	23	161	65.7	4.6	7.0	1	0	17	3/22	85.5	1	5	5	0	L	11-26
11/10	Panthers	S	29	17	233	58.6	8.0	13.7	0	0	48	2/8	84.4	1	7	7	0	W	24-16
11/24	at 49ers	S	33	20	104	60.6	3.2	5.2	1	0	15	5/38	75.8	3	13	5	0	L	8-37
12/01	at Giants	S	33	21	243	63.6	7.4	11.6	4	0	43	0/0	125.4	3	24	15	0	W	31-13
12/08	Redskins	S	28	18	195	64.3	7.0	10.8	1	0	25	4/28	96.6	5	16	13	0	W	20-15
12/15	Bears	S	33	16	203	48.5	6.2	12.7	1	0	49	1/11	78.2	3	23	17	0	W	21-13
12/23	at Vikings	S	40	26	216	65.0	5.4	8.3	0	1	18	3/17	68.3	3	-3	-1	0	W	23-10
12/29	at Lions	S	55	27	323	49.1	5.9	12.0	2	1	33	1/11	72.0	2	1	2	0	W	23-20
2019 TOTALS		**16-16**	**569**	**353**	**4,002**	**62.0**	**7.0**	**11.3**	**26**	**4**	**74T**	**36/284**	**95.4**	**46**	**183**	**17**	**1**	**13-3**	

2018 GAME-BY-GAME REGULAR-SEASON STATISTICS (PACKERS)

			PASSING											RUSHING					
DATE	OPPONENT	P/S	ATT	CMP	YDS	PCT	Y/A	Y/C	TD	INT	LG	SK/YD	RATE	ATT	YDS	LG	TD	W/L/T	SCORE
09/09	Bears	S	30	20	286	66.7	9.5	14.3	3	0	75t	2/19	130.7	1	15	15	0	W	24-23
09/16	Vikings	S	42	30	281	71.4	6.7	9.4	1	0	34	4/28	97.4	3	8	7	0	T	29-29
09/23	at Redskins	S	44	27	265	61.4	6.0	9.8	2	0	64t	4/25	93.5	2	13	10	0	L	17-31
09/30	Bills	S	40	22	298	55.0	7.5	13.5	1	1	43	2/16	76.9	5	31	15	0	W	22-0
10/07	at Lions	S	52	32	442	61.5	8.5	13.8	3	0	54	4/19	108.0	3	10	6	0	L	23-31
10/15	49ers	S	46	25	425	54.3	9.2	17.0	2	0	60	3/20	100.4	3	34	21	0	W	33-30
10/28	at Rams	S	30	18	286	60.0	9.5	15.9	1	0	48	3/33	102.9	1	5	5	0	L	27-29
11/04	at Patriots	S	43	24	259	55.8	6.0	10.8	2	0	51	1/9	89.2	4	8	6	0	L	17-31
11/11	Dolphins	S	28	19	199	67.9	7.1	10.5	2	0	30	2/17	112.1	6	21	9	0	W	31-12
11/15	at Seahawks	S	30	21	332	70.0	11.1	15.8	2	0	57	5/21	128.8	1	3	3	0	L	24-27
11/25	at Vikings	S	28	17	198	60.7	7.1	11.6	1	0	36	4/26	94.0	0	0	0	0	L	17-24
12/02	Cardinals	S	50	31	233	62.0	4.7	7.5	1	0	19	1/6	79.8	3	20	11	0	L	17-20
12/09	Falcons	S	32	21	196	65.6	6.1	9.3	2	0	24t	4/34	103.1	3	44	21	0	W	34-20
12/16	at Bears	S	42	25	274	59.5	6.5	11.0	0	1	28	5/39	68.9	3	25	10	0	L	17-24
12/23	at Jets	S	55	37	442	67.3	8.0	11.9	2	0	49t	4/29	103.8	5	32	23	2	W	44-38+
12/30	Lions	S	5	3	26	60.0	5.2	8.7	0	0	16	1/12	73.8	0	0	0	0	L	0-31
2018 TOTALS		**16-16**	**597**	**372**	**4,442**	**62.3**	**7.4**	**11.9**	**25**	**2**	**75T**	**49/353**	**97.6**	**43**	**269**	**23**	**2**	**6-9-1**	

+ - Overtime

2017 GAME-BY-GAME REGULAR-SEASON STATISTICS (PACKERS)

			PASSING											RUSHING					
DATE	OPPONENT	P/S	ATT	CMP	YDS	PCT	Y/A	Y/C	TD	INT	LG	SK/YD	RATE	ATT	YDS	LG	TD	W/L	SCORE
09/10	Seahawks	S	42	28	311	66.7	7.4	11.1	1	1	32t	4/25	86.5	7	21	13	0	W	17-9
09/17	at Falcons	S	50	33	343	66.0	6.9	10.4	2	1	33t	3/35	90.7	2	8	9	0	L	23-34
09/24	Bengals	S	42	28	313	66.7	7.5	11.2	3	1	72	6/33	102.6	4	23	13	0	W	27-24+
09/28	Bears	S	26	18	179	69.2	6.9	9.9	4	0	58	2/10	128.0	1	-1	-1	0	W	35-14
10/08	at Cowboys	S	29	19	221	65.5	7.6	11.6	3	0	33	4/39	122.9	4	32	18	0	W	35-31
10/15	at Vikings	S	4	2	18	50.0	4.5	9.0	0	0	10	0/0	62.5	0	0	0	0	L	10-23
10/22	Saints								INJURED RESERVE									L	17-26
11/06	Lions								INJURED RESERVE									L	17-30
11/12	at Bears								INJURED RESERVE									W	23-16
11/19	Ravens								INJURED RESERVE									L	0-23
11/26	at Steelers								INJURED RESERVE									L	28-31
12/03	Buccaneers								INJURED RESERVE									W	26-20+
12/10	at Browns								INJURED RESERVE									W	27-21+
12/17	at Panthers	S	45	26	290	57.8	6.4	11.2	3	3	36	3/26	71.5	6	43	12	0	L	24-31
12/23	Vikings								INJURED RESERVE									L	0-16
12/31	at Lions								INJURED RESERVE									L	11-35
2017 TOTALS		**7-7**	**238**	**154**	**1,675**	**64.7**	**7.0**	**10.9**	**16**	**6**	**72**	**22/168**	**97.2**	**24**	**126**	**18**	**0**	**7-9**	

+ - Overtime

2016 GAME-BY-GAME REGULAR-SEASON STATISTICS (PACKERS)

			PASSING											RUSHING					
DATE	OPPONENT	P/S	ATT	CMP	YDS	PCT	Y/A	Y/C	TD	INT	LG	SK/YD	RATE	ATT	YDS	LG	TD	W/L	SCORE
09/11	at Jaguars	S	34	20	199	58.8	5.9	10.0	2	0	32	1/0	95.1	4	16	8	1	W	27-23
09/18	at Vikings	S	36	20	213	55.6	5.9	10.7	1	1	39	5/33	70.7	3	29	10t	1	L	14-17
09/25	Lions	S	24	15	205	62.5	8.5	13.7	4	0	49	2/4	129.3	5	22	14	0	W	34-27
10/09	Giants	S	45	23	259	51.1	5.8	11.3	2	2	29t	0/0	65.0	5	15	11	0	W	23-16
10/16	Cowboys	S	42	31	294	73.8	7.0	9.5	1	1	25	1/0	90.8	3	7	9	0	L	16-30
10/20	Bears	S	56	39	326	69.6	5.8	8.4	3	0	25	2/23	102.2	2	7	8	0	W	26-10
10/30	at Falcons	S	38	28	246	73.7	6.5	8.8	4	0	58	3/23	125.5	6	60	23	0	L	32-33
11/06	Colts	S	43	26	297	60.5	6.9	11.4	3	1	40	3/8	94.8	6	43	21	0	L	26-31
11/13	at Titans	S	51	31	371	60.8	7.3	12.0	2	2	46	5/46	79.8	3	27	20t	1	L	25-47
11/20	at Redskins	S	41	26	351	63.4	8.6	13.5	3	0	47	2/20	115.0	3	33	17	0	L	24-42
11/28	at Eagles	S	39	30	313	76.9	8.0	10.4	2	0	50	0/0	116.7	6	26	16	0	W	27-13
12/04	Texans	S	30	20	209	66.7	7.0	10.5	2	0	32t	1/9	108.9	3	16	11	0	W	21-13
12/11	Seahawks	S	23	18	246	78.3	10.7	13.7	3	0	66t	1/9	150.8	3	-6	-1	0	W	38-10
12/18	at Bears	S	31	19	252	61.3	8.1	13.3	0	0	60	4/27	87.0	3	19	8	0	W	30-27
12/24	Vikings	S	38	28	347	73.7	9.1	12.4	4	0	48	4/39	136.6	2	13	7	1	W	38-25
01/01	at Lions	S	39	27	300	69.2	7.7	11.1	4	0	39	1/5	126.0	10	42	13	0	W	31-24
2016 TOTALS		**16-16**	**610**	**401**	**4,428**	**65.7**	**7.3**	**11.0**	**40**	**7**	**66T**	**35/246**	**104.2**	**67**	**369**	**23**	**4**	**10-6**	

2015 GAME-BY-GAME REGULAR-SEASON STATISTICS (PACKERS)

			PASSING											RUSHING					
DATE	OPPONENT	P/S	ATT	CMP	YDS	PCT	Y/A	Y/C	TD	INT	LG	SK/YD	RATE	ATT	YDS	LG	TD	W/L	SCORE
09/13	at Bears	S	23	18	189	78.3	8.2	10.5	3	0	34	0/0	140.5	8	35	15	0	W	31-23
09/20	Seahawks	S	33	25	249	75.8	7.5	10.0	2	0	29t	2/15	116.9	6	23	9	0	W	27-17
09/28	Chiefs	S	35	24	333	68.6	9.5	13.9	5	0	52	1/8	138.5	2	16	11	0	W	38-28
10/04	at 49ers	S	32	22	224	68.8	7.0	10.2	1	0	38	3/24	99.0	3	33	17	0	W	17-3
10/11	Rams	S	30	19	241	63.3	8.0	12.7	2	2	65t	2/5	82.8	8	39	18	0	W	24-10
10/18	Chargers	S	29	16	255	55.2	8.8	15.9	2	0	46	3/18	107.7	2	14	15	0	W	27-20
11/01	at Broncos	S	22	14	77	63.6	3.5	5.5	0	0	17	3/27	69.7	2	31	17	0	L	10-29
11/08	at Panthers	S	48	25	369	52.1	7.7	14.8	4	1	53t	5/38	96.6	4	22	8	0	L	29-37
11/15	Lions	S	61	35	333	57.4	5.5	9.5	2	0	32	3/8	83.6	2	8	9	0	L	16-18
11/22	at Vikings	S	34	16	212	47.1	6.2	13.3	2	0	37	2/16	86.9	3	6	8	0	W	30-13
11/26	Bears	S	43	22	202	51.2	4.7	9.2	1	1	32	2/14	62.4	4	33	18	0	L	13-17
12/03	at Lions	S	36	24	273	66.7	7.6	11.4	2	1	61t	3/27	96.2	4	27	17t	1	W	27-23
12/13	Cowboys	S	35	22	218	62.9	6.2	9.9	2	0	24	2/13	99.5	3	27	16	0	W	28-7
12/20	at Raiders	S	39	22	204	56.4	5.2	9.3	1	1	30t	2/14	68.8	1	-1	-1	0	W	30-20
12/27	at Cardinals	S	28	15	151	53.6	5.4	10.1	1	1	38	8/70	66.2	3	19	10	0	L	8-38
01/03	Vikings	S	44	28	291	63.6	6.6	10.4	1	1	37	5/17	80.8	3	12	11	0	L	13-20
2015 TOTALS		**16-16**	**572**	**347**	**3,821**	**60.7**	**6.7**	**11.0**	**31**	**8**	**65T**	**46/314**	**92.7**	**58**	**344**	**18**	**1**	**10-6**	

2014 GAME-BY-GAME REGULAR-SEASON STATISTICS (PACKERS)

			PASSING											RUSHING					
DATE	OPPONENT	P/S	ATT	CMP	YDS	PCT	Y/A	Y/C	TD	INT	LG	SK/YD	RATE	ATT	YDS	LG	TD	W/L	SCORE
09/04	at Seahawks	S	33	23	189	69.7	5.7	8.2	1	1	23	3/14	81.5	0	0	0	0	L	16-36
09/14	Jets	S	42	25	346	59.5	8.2	13.8	3	0	80t	4/36	109.8	6	28	11	0	W	31-24
09/21	at Lions	S	27	16	162	59.3	6.0	10.1	1	0	18	2/15	88.8	0	0	0	0	L	7-19
09/28	at Bears	S	28	22	302	78.6	10.8	13.7	4	0	46	1/0	151.2	1	8	8	0	W	38-17
10/02	Vikings	S	17	12	156	70.6	9.2	13.0	3	0	66t	2/14	138.7	0	0	0	0	W	42-10
10/12	at Dolphins	S	42	24	264	57.1	6.3	11.0	3	0	28	3/16	99.7	7	34	9	0	W	27-24
10/19	Panthers	S	22	19	255	86.4	11.6	13.4	3	0	59t	2/14	154.5	3	21	16	0	W	38-17
10/26	at Saints	S	39	28	418	71.8	10.7	14.9	1	2	70t	3/19	93.8	2	21	14t	1	L	23-44
11/09	Bears	S	27	18	315	66.7	11.7	17.5	6	0	73t	0/0	145.8	0	0	0	0	W	55-14
11/16	Eagles	S	36	22	341	61.1	9.5	15.5	3	0	64	1/2	120.3	3	32	16	0	W	53-20
11/23	at Vikings	S	29	19	209	65.5	7.2	11.0	2	0	34	1/2	109.7	6	34	18	0	W	24-21
11/30	Patriots	S	38	24	368	63.2	9.7	15.3	2	0	45t	3/20	112.6	5	22	17	0	W	26-21
12/08	Falcons	S	36	24	327	66.7	9.1	13.6	3	0	60t	1/4	123.3	5	28	12	0	W	43-37
12/14	at Bills	S	42	17	185	40.5	4.4	10.9	0	2	20	1/10	34.3	3	27	19	0	L	13-21
12/21	at Buccaneers	S	40	31	318	77.5	8.0	10.3	1	0	30	1/8	108.1	0	0	0	0	W	20-3
12/28	Lions	S	22	17	226	77.3	10.3	13.3	2	0	34	0/0	139.6	2	14	13	1	W	30-20
2014 TOTALS		**16-16**	**520**	**341**	**4,381**	**65.6**	**8.4**	**12.8**	**38**	**5**	**80T**	**28/174**	**112.2**	**43**	**269**	**19**	**2**	**12-4**	

2013 GAME-BY-GAME REGULAR-SEASON STATISTICS (PACKERS)

			PASSING											RUSHING					
DATE	OPPONENT	P/S	ATT	CMP	YDS	PCT	Y/A	Y/C	TD	INT	LG	SK/YD	RATE	ATT	YDS	LG	TD	W/L/T	SCORE
09/08	at 49ers	S	37	21	333	56.8	9.0	15.9	3	1	38	2/11	102.6	2	13	7	0	L	28-34
09/15	Redskins	S	42	34	480	81.0	11.4	14.1	4	0	57	4/39	146.0	3	-3	-1	0	W	38-20
09/22	at Bengals	S	43	26	244	60.5	5.7	9.4	1	2	30	4/27	64.5	3	24	18	0	L	30-34
10/06	Lions	S	30	20	274	66.7	9.1	13.7	1	0	83t	1/5	106.8	5	8	6	0	W	22-9
10/13	at Ravens	S	32	17	315	53.1	9.8	18.5	1	1	64t	3/17	84.8	5	21	12	0	W	19-17
10/20	Browns	S	36	25	260	69.4	7.2	10.4	3	0	39	1/7	117.8	4	12	5	0	W	31-13
10/27	at Vikings	S	29	24	285	82.8	9.8	11.9	2	0	76t	2/3	130.6	6	31	14	0	W	44-31
11/04	Bears	S	2	1	27	50.0	13.5	27.0	0	0	27	1/3	95.8	1	9	9	0	L	20-27
11/10	Eagles							GAME INACTIVE/INJURY										L	13-27
11/17	at Giants							GAME INACTIVE/INJURY										L	13-27
11/24	Vikings							GAME INACTIVE/INJURY										T	26-26+
11/28	at Lions							GAME INACTIVE/INJURY										L	10-40
12/08	Falcons							GAME INACTIVE/INJURY										W	22-21
12/15	at Cowboys							GAME INACTIVE/INJURY										W	37-36
12/22	Steelers							GAME INACTIVE/INJURY										L	31-38
12/29	at Bears	S	39	25	318	64.1	8.2	12.7	2	2	48t	3/5	85.2	1	5	5	0	W	33-28
2013 TOTALS		**9-9**	**290**	**193**	**2,536**	**66.6**	**8.7**	**13.1**	**17**	**6**	**83T**	**21/117**	**104.9**	**30**	**120**	**18**	**0**	**8-7-1**	

+ - Overtime

2012 GAME-BY-GAME REGULAR-SEASON STATISTICS (PACKERS)

			PASSING											RUSHING					
DATE	OPPONENT	P/S	ATT	CMP	YDS	PCT	Y/A	Y/C	TD	INT	LG	SK/YD	RATE	ATT	YDS	LG	TD	W/L	SCORE
09/09	49ers	S	44	30	303	68.2	6.9	10.1	2	1	49	3/24	93.3	5	27	9	0	L	22-30
09/13	Bears	S	32	22	219	68.8	6.8	10.0	1	1	26t	5/31	85.3	3	-6	-2	0	W	23-10
09/24	at Seahawks	S	39	26	223	66.7	5.7	8.6	0	0	31	8/39	81.5	2	17	16	0	L	12-14
09/30	Saints	S	41	31	319	75.6	7.8	10.3	4	1	20	0/0	119.9	5	13	10	0	W	28-27
10/07	at Colts	S	32	20	235	62.5	7.3	11.8	3	1	31t	5/28	103.0	5	57	19	0	L	27-30
10/14	at Texans	S	37	24	338	64.9	9.1	14.1	6	0	48t	2/10	133.8	2	17	15	0	W	42-24
10/21	at Rams	S	37	30	342	81.1	9.2	11.4	3	0	52	3/10	132.2	2	0	1	0	W	30-20
10/28	Jaguars	S	35	22	186	62.9	5.3	8.5	2	0	31	2/14	95.7	3	4	4	0	W	24-15
11/04	Cardinals	S	30	14	218	46.7	7.3	15.6	4	1	72t	1/10	96.9	8	33	25	0	W	31-17
11/18	at Lions	S	27	19	236	70.4	8.7	12.4	2	1	40	3/17	106.4	1	3	3	0	W	24-20
11/25	at Giants	S	25	14	219	56.0	8.8	15.6	1	1	61t	5/29	81.9	3	22	11	0	L	10-38
12/02	Vikings	S	35	27	286	77.1	8.2	10.6	1	1	33	2/3	98.0	4	15	8	0	W	23-14
12/09	Lions	S	24	14	173	58.3	7.2	12.4	0	0	38	3/25	80.7	3	32	27t	1	W	27-20
12/16	at Bears	S	36	23	291	63.9	8.1	12.7	3	0	31	3/13	116.8	4	14	6	0	W	21-13
12/23	Titans	S	38	27	342	71.1	9.0	12.7	3	0	34	1/8	125.1	4	11	6t	1	W	55-7
12/30	at Vikings	S	40	28	365	70.0	9.1	13.0	4	0	73	5/32	131.8	0	0	0	0	L	34-37
2012 TOTALS		**16-16**	**552**	**371**	**4,295**	**67.2**	**7.8**	**11.6**	**39**	**8**	**73**	**51/293**	**108.0**	**54**	**259**	**27T**	**2**	**11-5**	

2011 GAME-BY-GAME REGULAR-SEASON STATISTICS (PACKERS)

			PASSING											RUSHING					
DATE	OPPONENT	P/S	ATT	CMP	YDS	PCT	Y/A	Y/C	TD	INT	LG	SK/YD	RATE	ATT	YDS	LG	TD	W/L	SCORE
09/08	Saints	S	35	27	312	77.1	8.9	11.6	3	0	36	2/16	132.1	4	1	2	0	W	42-34
09/18	at Panthers	S	30	19	308	63.3	10.3	16.2	2	0	84t	1/13	119.9	5	13	8	0	W	30-23
09/25	at Bears	S	38	28	297	73.7	7.8	10.6	3	1	25	2/5	111.4	1	3	3	0	W	27-17
10/02	Broncos	S	38	29	408	76.3	10.7	14.1	4	1	61	2/12	134.5	9	36	11t	2	W	49-23
10/09	at Falcons	S	39	26	396	66.7	10.2	15.2	2	0	70t	4/27	117.0	1	-1	-1	0	W	25-14
10/16	Rams	S	29	18	316	62.1	10.9	17.6	3	1	93t	1/7	119.3	7	15	9	0	W	24-3
10/23	at Vikings	S	30	24	335	80.0	11.2	14.0	3	0	79t	4/28	146.5	2	8	9	0	W	33-27
11/06	at Chargers	S	26	21	247	80.8	9.5	11.8	4	0	64	4/15	145.8	8	52	25	0	W	45-38
11/14	Vikings	S	30	23	250	76.7	8.3	10.9	4	0	25	3/22	140.3	6	21	9	0	W	45-7
11/20	Buccaneers	S	34	23	299	67.6	8.8	13.0	3	1	40t	2/12	112.3	5	28	11	0	W	35-26
11/24	at Lions	S	33	22	307	66.7	9.3	14.0	2	0	65t	2/11	116.6	1	-1	-1	0	W	27-15
12/04	at Giants	S	46	28	369	60.9	8.0	13.2	4	1	33	2/9	106.2	4	32	13	0	W	38-35
12/11	Raiders	S	30	17	281	56.7	9.4	16.5	2	1	37t	3/20	96.7	0	0	0	0	W	46-16
12/18	at Chiefs	S	35	17	235	48.6	6.7	13.8	1	0	41	4/22	80.1	3	32	19	1	L	14-19
12/25	Bears	S	29	21	283	72.4	9.8	13.5	5	0	55t	0/0	142.7	4	18	12	0	W	35-21
01/01	Lions								INACTIVE									W	45-41
2011 TOTALS		**15-15**	**502**	**343**	**4,643**	**68.3**	**9.2**	**13.5**	**45**	**6**	**93T**	**36/219**	**122.5**	**60**	**257**	**25**	**3**	**15-1**	

2010 GAME-BY-GAME REGULAR-SEASON STATISTICS (PACKERS)

			PASSING											RUSHING					
DATE	OPPONENT	P/S	ATT	CMP	YDS	PCT	Y/A	Y/C	TD	INT	LG	SK/YD	RATE	ATT	YDS	LG	TD	W/L	SCORE
09/12	at Eagles	S	31	19	188	61.3	6.1	9.9	2	2	32t	3/21	73.1	5	9	7	0	W	27-20
09/19	Bills	S	29	19	255	65.5	8.8	13.4	2	0	34	0/0	116.3	5	20	12	1	W	34-7
09/27	at Bears	S	45	34	316	75.6	7.0	9.3	1	1	28	0/0	92.5	2	20	17	1	L	17-20
10/03	Lions	S	17	12	181	70.6	10.6	15.1	3	2	48	2/12	105.3	3	20	16	0	W	28-26
10/10	at Redskins	S	46	27	293	58.7	6.4	10.9	1	1	35	4/23	75.7	4	30	15	0	L	13-16+
10/17	Dolphins	S	33	18	313	54.5	9.5	17.4	1	1	86t	5/30	84.5	4	14	8	1	L	20-23+
10/24	Vikings	S	34	21	295	61.8	8.7	14.0	2	2	45	0/0	84.8	3	14	11	0	W	28-24
10/31	at Jets	S	34	15	170	44.1	5.0	11.3	0	0	30	2/14	59.7	3	5	5	0	W	9-0
11/07	Cowboys	S	34	27	289	79.4	8.5	10.7	3	0	33	1/12	131.5	5	41	27	0	W	45-7
11/21	at Vikings	S	31	22	301	71.0	9.7	13.7	4	0	47	3/23	141.3	3	21	15	0	W	31-3
11/28	at Falcons	S	35	26	344	74.3	9.8	13.2	1	0	35	1/3	114.5	12	51	11	1	L	17-20
12/05	49ers	S	30	21	298	70.0	9.9	14.2	3	0	61t	4/24	135.1	4	39	12	0	W	34-16
12/12	at Lions	S	11	7	46	63.6	4.2	6.6	0	1	12	2/18	34.7	2	25	18	0	L	3-7
12/19	at Patriots							GAME INACTIVE/INJURY										L	27-31
12/26	Giants	S	37	25	404	67.6	10.9	16.2	4	0	80t	2/8	139.9	2	26	15	0	W	45-17
01/02	Bears	S	28	19	229	67.9	8.2	12.1	1	1	46	2/5	89.7	7	21	7	0	W	10-3
2010 TOTALS		**15-15**	**475**	**312**	**3,922**	**65.7**	**8.3**	**12.6**	**28**	**11**	**86T**	**31/193**	**101.2**	**64**	**356**	**27**	**4**	**10-6**	

+ - Overtime

2009 GAME-BY-GAME REGULAR-SEASON STATISTICS (PACKERS)

			PASSING											RUSHING					
DATE	OPPONENT	P/S	ATT	CMP	YDS	PCT	Y/A	Y/C	TD	INT	LG	SK/YD	RATE	ATT	YDS	LG	TD	W/L	SCORE
09/13	Bears	S	28	17	184	60.7	6.6	10.8	1	0	50t	4/34	92.0	3	7	9	0	W	21-15
09/20	Bengals	S	39	21	261	53.8	6.7	12.4	1	0	26	6/39	83.4	4	43	16	0	L	24-31
09/27	at Rams	S	23	13	269	56.5	11.7	20.7	2	0	53	2/19	126.9	8	38	12	1	W	36-17
10/05	at Vikings	S	37	26	384	70.3	10.4	14.8	2	1	62t	8/42	110.6	2	16	11	0	L	23-30
10/18	Lions	S	37	29	358	78.4	9.7	12.3	2	1	47t	5/30	113.7	3	9	10	0	W	26-0
10/25	at Browns	S	20	15	246	75.0	12.3	16.4	3	0	71t	0/0	155.4	4	23	19	0	W	31-3
11/01	Vikings	S	41	26	287	63.4	7.0	11.0	3	0	42	6/29	108.5	5	52	35	0	L	26-38
11/08	at Buccaneers	S	35	17	266	48.6	7.6	15.6	2	3	74t	6/32	57.6	3	26	12t	1	L	28-38
11/15	Cowboys	S	36	25	189	69.4	5.3	7.6	1	0	24	4/11	91.1	5	15	11	1	W	17-7
11/22	49ers	S	45	32	344	71.1	7.6	10.8	2	0	64t	2/18	108.0	7	13	11	0	W	30-24
11/26	at Lions	S	39	28	348	71.8	8.9	12.4	3	0	68	1/6	124.7	1	5	5	0	W	34-12
12/07	Ravens	S	40	26	263	65.0	6.6	10.1	3	2	29	1/7	87.8	4	30	23	0	W	27-14
12/13	at Bears	S	24	16	180	66.7	7.5	11.3	0	0	25	3/23	88.9	3	6	9	0	W	21-14
12/20	at Steelers	S	48	26	383	54.2	8.0	14.7	3	0	83t	1/7	101.3	3	22	14t	1	L	36-37
12/27	Seahawks	S	23	12	237	52.2	10.3	19.8	1	0	40	1/9	103.0	1	9	9	0	W	48-10
01/03	at Cardinals	S	26	21	235	80.8	9.0	11.2	1	0	51	0/0	117.1	2	2	1t	1	W	33-7
2009 TOTALS		**16-16**	**541**	**350**	**4,434**	**64.7**	**8.2**	**12.7**	**30**	**7**	**83T**	**50/306**	**103.2**	**58**	**316**	**35**	**5**	**11-5**	

2008 GAME-BY-GAME REGULAR-SEASON STATISTICS (PACKERS)

			PASSING											RUSHING					
DATE	OPPONENT	P/S	ATT	CMP	YDS	PCT	Y/A	Y/C	TD	INT	LG	SK/YD	RATE	ATT	YDS	LG	TD	W/L	SCORE
09/08	Vikings	S	22	18	178	81.8	8.1	9.9	1	0	56	0/0	115.5	8	35	21	1	W	24-19
09/14	at Lions	S	38	24	328	63.2	8.6	13.7	3	0	62	1/4	117.0	4	25	13	0	W	48-25
09/21	Cowboys	S	39	22	290	56.4	7.4	13.2	0	0	50	5/40	80.1	5	10	5	1	L	16-27
09/28	at Buccaneers	S	27	14	165	51.9	6.1	11.8	2	3	48t	3/18	55.9	2	8	7	0	L	21-30
10/05	Falcons	S	37	25	313	67.6	8.5	12.5	3	1	44t	2/9	109.4	2	4	3	0	L	24-27
10/12	at Seahawks	S	30	21	208	70.0	6.9	9.9	2	0	45t	2/8	111.5	6	23	16	1	W	27-17
10/19	Colts	S	28	21	186	75.0	6.6	8.9	1	0	24	0/0	104.2	3	8	9	0	W	34-14
11/02	at Titans	S	41	22	314	53.7	7.7	14.3	1	1	52	4/26	76.7	2	11	6	0	L	16-19+
11/09	at Vikings	S	26	15	142	57.7	5.5	9.5	0	0	19	4/32	72.9	1	1	1	0	L	27-28
11/16	Bears	S	30	23	227	76.7	7.6	9.9	2	1	29	0/0	105.8	1	1	1	0	W	37-3
11/24	at Saints	S	41	23	248	56.1	6.0	10.8	2	3	29	2/14	59.8	8	36	10t	1	L	29-51
11/30	Panthers	S	45	29	298	64.4	6.6	10.3	3	1	46	2/5	96.3	5	26	16	0	L	31-35
12/07	Texans	S	30	19	295	63.3	9.8	15.5	2	1	63	2/16	104.2	1	4	4	0	L	21-24
12/14	at Jaguars	S	32	20	278	62.5	8.7	13.9	1	1	46	3/24	87.8	5	22	7	0	L	16-20
12/22	at Bears	S	39	24	260	61.5	6.7	10.8	2	1	35	0/0	87.6	2	-6	-1	0	L	17-20+
12/28	Lions	S	31	21	308	67.7	9.9	14.7	3	0	71t	4/35	132.2	1	-1	-1	0	W	31-21
2008 TOTALS		**16-16**	**536**	**341**	**4,038**	**63.6**	**7.5**	**11.8**	**28**	**13**	**71T**	**34/231**	**93.8**	**56**	**207**	**21**	**4**	**6-10**	

+ - Overtime

2007 GAME-BY-GAME REGULAR-SEASON STATISTICS (PACKERS)

			PASSING											RUSHING					
DATE	OPPONENT	P/S	ATT	CMP	YDS	PCT	Y/A	Y/C	TD	INT	LG	SK/YD	RATE	ATT	YDS	LG	TD	W/L	SCORE
09/09	Eagles							DID NOT PLAY (NON-INJURY)										W	16-13
09/16	at Giants							DID NOT PLAY (NON-INJURY)										W	35-13
09/23	Chargers							DID NOT PLAY (NON-INJURY)										W	31-24
09/30	at Vikings							DID NOT PLAY (NON-INJURY)										W	23-16
10/07	Bears							DID NOT PLAY (NON-INJURY)										L	20-27
10/14	Redskins							DID NOT PLAY (NON-INJURY)										W	17-14
10/29	at Broncos							DID NOT PLAY (NON-INJURY)										W	19-13+
11/04	at Chiefs							DID NOT PLAY (NON-INJURY)										W	33-22
11/11	Vikings	P	2	2	17	100.0	8.5	8.5	0	0	15	0/0	102.1	2	-1	0	0	W	34-0
11/18	Panthers							DID NOT PLAY (NON-INJURY)										W	31-17
11/22	at Lions							DID NOT PLAY (NON-INJURY)										W	37-26
11/29	at Cowboys	P	26	18	201	69.2	7.7	11.2	1	0	43	3/24	104.8	5	30	13	0	L	27-37
12/09	Raiders								INACTIVE									W	38-7
12/16	at Rams								INACTIVE									W	33-14
12/23	at Bears								INACTIVE									L	7-35
12/30	Lions								INACTIVE									W	34-13
2007 TOTALS		**2-0**	**28**	**20**	**218**	**71.4**	**7.8**	**10.9**	**1**	**0**	**43**	**3/24**	**106.0**	**7**	**29**	**13**	**0**	**13-3**	

+ - Overtime

2006 GAME-BY-GAME REGULAR-SEASON STATISTICS (PACKERS)

			PASSING											RUSHING					
DATE	OPPONENT	P/S	ATT	CMP	YDS	PCT	Y/A	Y/C	TD	INT	LG	SK/YD	RATE	ATT	YDS	LG	TD	W/L	SCORE
09/10	Bears							DID NOT PLAY (NON-INJURY)										L	0-26
09/17	Saints							DID NOT PLAY (NON-INJURY)										L	27-34
09/24	at Lions							DID NOT PLAY (NON-INJURY)										W	31-24
10/02	at Eagles	P	3	2	14	66.7	4.7	7.0	0	0	11	0/0	77.1	0	0	0	0	L	9-31
10/08	Rams							DID NOT PLAY (NON-INJURY)										L	20-23
10/22	at Dolphins							DID NOT PLAY (NON-INJURY)										W	34-24
10/29	Cardinals							DID NOT PLAY (NON-INJURY)										W	31-14
11/05	at Bills							DID NOT PLAY (NON-INJURY)										L	10-24
11/12	at Vikings							DID NOT PLAY (NON-INJURY)										W	23-17
11/19	Patriots	P	12	4	32	33.3	2.7	8.0	0	0	16	3/18	42.4	2	11	6	0	L	0-35
11/27	at Seahawks							INJURED RESERVE										L	24-34
12/03	Jets							INJURED RESERVE										L	10-38
12/10	at 49ers							INJURED RESERVE										W	30-19
12/17	Lions							INJURED RESERVE										W	17-9
12/21	Vikings							INJURED RESERVE										W	9-7
12/31	at Bears							INJURED RESERVE										W	26-7
2006 TOTALS		**2-0**	**15**	**6**	**46**	**40.0**	**3.1**	**7.7**	**0**	**0**	**16**	**3/18**	**48.2**	**2**	**11**	**6**	**0**	**8-8**	

2005 GAME-BY-GAME REGULAR-SEASON STATISTICS (PACKERS)

			PASSING											RUSHING					
DATE	OPPONENT	P/S	ATT	CMP	YDS	PCT	Y/A	Y/C	TD	INT	LG	SK/YD	RATE	ATT	YDS	LG	TD	W/L	SCORE
09/11	at Lions							DID NOT PLAY (NON-INJURY)										L	3-17
09/18	Browns							DID NOT PLAY (NON-INJURY)										L	24-26
09/25	Buccaneers							DID NOT PLAY (NON-INJURY)										L	16-17
10/03	at Panthers							DID NOT PLAY (NON-INJURY)										L	29-32
10/09	Saints	P	1	1	0	100.0	0.0	0.0	0	0	0	0/0	79.2	0	0	0	0	W	52-3
10/23	at Vikings							DID NOT PLAY (NON-INJURY)										L	20-23
10/30	at Bengals							DID NOT PLAY (NON-INJURY)										L	14-21
11/06	Steelers							DID NOT PLAY (NON-INJURY)										L	10-20
11/13	at Falcons							DID NOT PLAY (NON-INJURY)										W	33-25
11/21	Vikings							DID NOT PLAY (NON-INJURY)										L	17-20
11/27	at Eagles							DID NOT PLAY (NON-INJURY)										L	14-19
12/04	at Bears							DID NOT PLAY (NON-INJURY)										L	7-19
12/11	Lions							DID NOT PLAY (NON-INJURY)										W	16-13+
12/19	at Ravens	P	15	8	65	53.3	4.3	8.1	0	1	16	3/28	36.8	1	8	8	0	L	3-48
12/25	Bears							DID NOT PLAY (NON-INJURY)										L	17-24
01/01	Seahawks	P	0	0	0	0.0	0.0	0.0	0	0	0	0/0	0.0	1	-1	-1	0	W	23-17
2005 TOTALS		**3-0**	**16**	**9**	**65**	**56.3**	**4.1**	**7.2**	**0**	**1**	**16**	**3/28**	**39.8**	**2**	**7**	**8**	**0**	**4-12**	

+ - Overtime

2021 GAME-BY-GAME POSTSEASON STATISTICS (PACKERS)

			PASSING											RUSHING					
DATE	OPPONENT	P/S	ATT	CMP	YDS	PCT	Y/A	Y/C	TD	INT	LG	SK/YD	RATE	ATT	YDS	LG	TD	W/L	SCORE
01/22	49ers	S	29	20	225	69.0	7.8	11.3	0	0	75	5/29	91.9	0	0	0	0	L	10-13
2021 TOTALS		**1-1**	**29**	**20**	**225**	**69.0**	**7.8**	**11.3**	**0**	**0**	**75**	**5/29**	**91.9**	**0**	**0**	**0**	**0**	**0-1**	

2020 GAME-BY-GAME POSTSEASON STATISTICS (PACKERS)

			PASSING											RUSHING					
DATE	OPPONENT	P/S	ATT	CMP	YDS	PCT	Y/A	Y/C	TD	INT	LG	SK/YD	RATE	ATT	YDS	LG	TD	W/L	SCORE
01/16	Rams	S	36	23	296	63.9	8.2	12.9	2	0	58t	0/0	108.1	4	-3	1t	1	W	32-18
01/24	Buccaneers	S	48	33	346	68.8	7.2	10.5	3	1	50t	5/32	101.6	0	0	0	0	L	26-31
2020 TOTALS		**2-2**	**84**	**56**	**642**	**66.7**	**7.6**	**11.5**	**5**	**1**	**58T**	**5/32**	**104.4**	**4**	**-3**	**1T**	**1**	**1-1**	

2019 GAME-BY-GAME POSTSEASON STATISTICS (PACKERS)

			PASSING											RUSHING					
DATE	OPPONENT	P/S	ATT	CMP	YDS	PCT	Y/A	Y/C	TD	INT	LG	SK/YD	RATE	ATT	YDS	LG	TD	W/L	SCORE
01/12	Seahawks	S	27	16	243	59.3	9.0	15.2	2	0	40t	2/8	113.7	5	14	14	0	W	28-23
01/19	at 49ers	S	39	31	326	79.5	8.4	10.5	2	2	65	3/30	97.2	1	0	0	0	L	20-37
2019 TOTALS		**2-2**	**66**	**47**	**569**	**71.2**	**8.6**	**12.1**	**4**	**2**	**65**	**5/38**	**104.9**	**6**	**14**	**14**	**0**	**1-1**	

2016 GAME-BY-GAME POSTSEASON STATISTICS (PACKERS)

			PASSING											RUSHING					
DATE	OPPONENT	P/S	ATT	CMP	YDS	PCT	Y/A	Y/C	TD	INT	LG	SK/YD	RATE	ATT	YDS	LG	TD	W/L	SCORE
01/08	Giants	S	40	25	362	62.5	9.1	14.5	4	0	42t	5/31	125.2	2	0	1	0	W	38-13
01/15	at Cowboys	S	43	28	355	65.1	8.3	12.7	2	1	35	3/29	96.6	2	16	11	0	W	34-31
01/22	at Falcons	S	45	27	287	60.0	6.4	10.6	3	1	34	2/19	91.6	4	46	28	0	L	21-44
2016 TOTALS		**3-3**	**128**	**80**	**1,004**	**62.5**	**7.8**	**12.6**	**9**	**2**	**42T**	**10/79**	**103.8**	**8**	**62**	**28**	**0**	**2-1**	

2015 GAME-BY-GAME POSTSEASON STATISTICS (PACKERS)

			PASSING											RUSHING					
DATE	OPPONENT	P/S	ATT	CMP	YDS	PCT	Y/A	Y/C	TD	INT	LG	SK/YD	RATE	ATT	YDS	LG	TD	W/L	SCORE
01/10	at Redskins	S	36	21	210	58.3	5.8	10.0	2	0	34	1/5	93.5	1	-1	-1	0	W	35-18
01/16	at Cardinals	S	44	24	261	54.5	5.9	10.9	2	1	60	1/10	77.9	2	21	19	0	L	20-26+
2015 TOTALS		**2-2**	**80**	**45**	**471**	**56.3**	**5.9**	**10.5**	**4**	**1**	**60**	**2/15**	**84.9**	**3**	**20**	**19**	**0**	**1-1**	

+ - Overtime

2014 GAME-BY-GAME POSTSEASON STATISTICS (PACKERS)

			PASSING											RUSHING					
DATE	OPPONENT	P/S	ATT	CMP	YDS	PCT	Y/A	Y/C	TD	INT	LG	SK/YD	RATE	ATT	YDS	LG	TD	W/L	SCORE
01/11	Cowboys	S	35	24	316	68.6	9.0	13.2	3	0	46t	2/19	125.4	3	-4	-1	0	W	26-21
01/18	at Seahawks	S	34	19	178	55.9	5.2	9.4	1	2	23	1/7	55.8	1	12	12	0	L	22-28+
2014 TOTALS		**2-2**	**69**	**43**	**494**	**62.3**	**7.2**	**11.5**	**4**	**2**	**46T**	**3/26**	**91.1**	**4**	**8**	**12**	**0**	**1-1**	

+ - Overtime

2013 GAME-BY-GAME POSTSEASON STATISTICS (PACKERS)

			PASSING											RUSHING					
DATE	OPPONENT	P/S	ATT	CMP	YDS	PCT	Y/A	Y/C	TD	INT	LG	SK/YD	RATE	ATT	YDS	LG	TD	W/L	SCORE
01/05	49ers	S	26	17	177	65.4	6.8	10.4	1	0	26	4/20	97.8	2	11	9	0	L	20-23
2013 TOTALS		**1-1**	**26**	**17**	**177**	**65.4**	**6.8**	**10.4**	**1**	**0**	**26**	**4/20**	**97.8**	**2**	**11**	**9**	**0**	**0-1**	

2012 GAME-BY-GAME POSTSEASON STATISTICS (PACKERS)

			PASSING											RUSHING					
DATE	OPPONENT	P/S	ATT	CMP	YDS	PCT	Y/A	Y/C	TD	INT	LG	SK/YD	RATE	ATT	YDS	LG	TD	W/L	SCORE
01/05	Vikings	S	33	23	274	69.7	8.3	11.9	1	0	32	3/24	104.9	2	12	10	0	W	24-10
01/12	at 49ers	S	39	26	257	66.7	6.6	9.9	2	1	44	1/9	91.5	3	28	17	0	L	31-45
2012 TOTALS		**2-2**	**72**	**49**	**531**	**68.1**	**7.4**	**10.8**	**3**	**1**	**44**	**4/33**	**97.6**	**5**	**40**	**17**	**0**	**1-1**	

2011 GAME-BY-GAME POSTSEASON STATISTICS (PACKERS)

			PASSING											RUSHING					
DATE	OPPONENT	P/S	ATT	CMP	YDS	PCT	Y/A	Y/C	TD	INT	LG	SK/YD	RATE	ATT	YDS	LG	TD	W/L	SCORE
01/15	Giants	S	46	26	264	56.5	5.7	10.2	2	1	21	4/23	78.5	7	66	16	0	L	20-37
2011 TOTALS		**1-1**	**46**	**26**	**264**	**56.5**	**5.7**	**10.2**	**2**	**1**	**21**	**4/23**	**78.5**	**7**	**66**	**16**	**0**	**0-1**	

2010 GAME-BY-GAME POSTSEASON STATISTICS (PACKERS)

			PASSING											RUSHING					
DATE	OPPONENT	P/S	ATT	CMP	YDS	PCT	Y/A	Y/C	TD	INT	LG	SK/YD	RATE	ATT	YDS	LG	TD	W/L	SCORE
01/09	at Eagles	S	27	18	180	66.7	6.7	10.0	3	0	20	2/9	122.5	3	4	8	0	W	21-16
01/15	at Falcons	S	36	31	366	86.1	10.2	11.8	3	0	34	2/20	136.8	2	13	7t	1	W	48-21
01/23	at Bears	S	30	17	244	56.7	8.1	14.4	0	2	26	1/8	55.4	7	39	25	1	W	21-14
02/06	Steelers	S	39	24	304	61.5	7.8	12.7	3	0	38	3/16	111.5	2	-2	-1	0	W	31-25
2010 TOTALS		**4-4**	**132**	**90**	**1,094**	**68.2**	**8.3**	**12.2**	**9**	**2**	**38**	**8/53**	**109.8**	**14**	**54**	**25**	**2**	**4-0**	

2009 GAME-BY-GAME POSTSEASON STATISTICS (PACKERS)

			PASSING											RUSHING					
DATE	OPPONENT	P/S	ATT	CMP	YDS	PCT	Y/A	Y/C	TD	INT	LG	SK/YD	RATE	ATT	YDS	LG	TD	W/L	SCORE
01/10	at Cardinals	S	42	28	423	66.7	10.1	15.1	4	1	44	5/19	121.4	3	13	13	1	L	45-51+
2009 TOTALS		**1-1**	**42**	**28**	**423**	**66.7**	**10.1**	**15.1**	**4**	**1**	**44**	**5/19**	**121.4**	**3**	**13**	**13**	**1**	**0-1**	

+ - Overtime

2007 GAME-BY-GAME POSTSEASON STATISTICS (PACKERS)

			PASSING											RUSHING					
DATE	OPPONENT	P/S	ATT	CMP	YDS	PCT	Y/A	Y/C	TD	INT	LG	SK/YD	RATE	ATT	YDS	LG	TD	W/L	SCORE
01/12	Seahawks	P	0	0	0	0.0	0.0	0.0	0	0	0	0/0	0.0	0	0	0	0	W	42-20
01/20	Giants		DID NOT PLAY (NON-INJURY)															L	20-23+
2007 TOTALS		**1-0**	**0**	**0**	**0**	**0.0**	**0.0**	**0.0**	**0**	**0**	**0**	**0/0**	**0.0**	**0**	**0**	**0**	**0**	**1-1**	

+ - Overtime



MASON RUDOLPH

QB

2

HEIGHT: 6-5
WEIGHT: 235
BORN: July 17, 1995
COLLEGE: Oklahoma State

HOW ACQUIRED: FA '25
NFL EXPERIENCE: 8th year
BIRTHPLACE Rock Hill, SC

PRO CAREER

- Career regular-season record as a starter: 9-8-1 (.528): 5-3 (.625) in '19, 0-1 (.000) in '20, 0-0-1 (.500) in '21, 3-0 (1.000) in '23 and 1-4 (.200) in '24
- Has played in 29 regular-seaosn games (18 starts) over his six-year NFL career (Pittsburgh 2018-23, Tennessee 2024)
- Has completed 437-of-686 passes (63.7 percent) for 4,615 yards and 28 TDs in his career
- Set franchise records for a QB in first career home start (9/30/19 vs Cincinnati) in completions (24), completion percentage (85.7), and QB rating (124.6)
- Set single-game career high in passing yards (315) at Cleveland in Week 17 of 2020 (1/3/21)
- Set single-game career high in pass attempts (50) vs. Detroit in Week 10 of 2021 (11/14/21)
- Set single-game career high in completions (30) vs. Detroit in Week 10 of 2021 (11/14/21)
- Has registered ninr multi-TD passing games
- Led the Steelers to three consecutive wins to close the 2023 regular season, including a pair of road wins at Seattle and Baltimore
- Completed 18-of-20 passes (90 percent) for 152 yards, one TD and a 115.0 rating at Baltimore in Week 18 of 2023
- His 90.0 completion percentage is the best in single-game franchise history (min. 20 pass attempts)
- Has two of the top four best completion percentage games in franchise history (24-28, 85.7, 09/30/2019 vs. Cincinnati)
- First quarterback in NFL history to register his first two career wins on Monday Night Football
- Third quarterback since the 1970 NFL-AFL merger to record a passer rating of at least 81.4 and throw a TD in each of his first seven career starts
- Fifth quarterback since the 1970 NFL-AFL merger to throw a TD in each of his first eight career games (Jay Cutler, Mike Glennon, Oliver Luck and Mark Rypien)
- Made NFL debut in Week 2 of 2019 (vs. Seattle)
- Made NFL starting debut in Week 3 of 2019 (at San Francisco)

2024 (TITANS)

- Played in eight regular-season games (five starts)
- Recorded 1,530 yards on 146-of-228 passing (64.0%) with nine TDs (80.1 rtg.)
- Rushed 25 times for a career-best 106 yards with a rushing TD
- Did not play as the backup quarterback in nine contests
- Made first start of the season in Week 7 at Buffalo and completed 25-of-40 passes for 215 yards with a TD and interception
- Completed 20-of-33 passes for 240 yards with two TDs and one interception for a 90.5 passer rating in Week 9 vs. New England
- Registered third career gamewinning drive and his first as a member of the Titans
- Converted a third-and-five with a 14-yard connection to Calvin Ridley during the Titans' gamewinning scoring drive in overtime
- Entered the game in the third quarter in Week 15 vs. Cincinnati and completed 21-of-26 passes for 209 yards with two TDs and an interception for a 109.8 passer rating

2023 (STEELERS)

- Played in four regular-season games (three starts)
- Recorded 719 yards on 55-of-74 passing (74.3%) with three TDs and no interceptions (118.0 rtg.)
- Led the Steelers to three consecutive wins to close the regular season, including a pair of road wins at Seattle and Baltimore
- Pittsburgh has closed the regular season with a win streak of at least three games on 13 occasions since the 1970 AFL-NFL merger
- In his three starts vs. Cincinnati, at Seattle and at Baltimore: 55-of-74 (74.3%), 719 yards passing, three TDs, no interceptions, 118.0 passer rating and 9.7 pass yards/attempt
- All three of his TD passes went for at least 60 yards
- His three 60+ yard TD passes are the second-most in the NFL for the entire season (Tua Tagovailoa had four in 17 games)
- Completed 18-of-20 passes (90 percent) for 152 yards, one TD and a 115.0 rating at Baltimore in Week 18
- Threw a 71-yard TD pass that gave the Steelers a 14-7 lead with 14:49 left in the fourth quarter
- His 90.0 completion percentage is the best in single-game franchise history (min. 20 pass attempts)
- One of three quarterbacks to go undefeated in December and January with at least three starts
- His passer rating (118.0) was the best in the NFL in December and January
- His completion percentage (74.3%) was the second-best in the NFL in December and January
- His pass yards/attempt (9.7 avg.) was the second-best in the NFL in the NFL in December and January
- Completed 18-of-24 passes (75 percent) for 274 yards and a 112.2 rating in Week 17 at Seattle
- Averaged 11.4 pass yards/attempt at Seattle in Week 17 – highest by a Pittsburgh quarterback (min. 20 att.) since Ben Roethlisberger in Week 10 of 2018 (13.1 pass yards/attempt vs. Carolina)
- Recorded 10.0 pass yards/attempt or higher in consecutive games (min. 20 att.) – first Steelers quarterback to accomplish the feat since Ben Roethlisberger in 2010, and third in franchise history (Terry Bradshaw in 1982)
- First Steelers signal caller to throw for 270 or more yards in consecutive games since Ben Roethlisberger in Weeks 2 and 3 of 2021
- First Pittsburgh quarterback to record a passer rating of 112.0 or higher in back-to-back games since Ben Roethlisberger in Weeks 5 and 6 of 2016
- Completed 17-of-27 passes (63 percent) for 290 yards, two TDs, no interceptions and a 124.0 rating in Week 16 vs. Cincinnati
- Threw an 86-yard TD pass to WR George Pickens that gave the Steelers a 7-0 lead with 10:45 left in the first quarter
- Threw a 66-yard TD pass to Pickens that gave the Steelers a 31-8 lead with 9:38 left in the third quarter
- First Steelers QB to pass for 250 or more yards and two or more TDs in a game since Ben Roethlisberger in 2021
- His 86-yard TD pass to Pickens was the longest of Rudolph's career and the TD reception was the longest of Pickens' career
- Longest pass play of the season for the Steelers and longest since Week 12 of 2018 at Denver when Ben Roethlisberger connected with JuJu Smith-Schuster for a 97-yard TD
- Threw for 130 yards in the first quarter in Week 16 vs. Cincinnati, which is the most passing yards in a first quarter by the Steelers since Ben Roethlisberger in Week 3 of 2018 at Tampa Bay (153)

2022 (STEELERS)

- Was inactive for all 17 regular-season games

2021 (STEELERS)

- Played in two regular-season games and started one contest (Week 10 vs. Detroit)
- Completed 30-of-50 passes for 242 yards and one TD with one interception; also rushed for 36 yards, including a career-long run of 26 yards
- Completed 5-of-8 passes for 35 yards in Week 16 at Kansas City; also recorded a 17-yard run

2020 (STEELERS)

- Played in five regular-season games (one start)
- Finished the season with 25 completions for 324 yards and two TDs with one interception
- Completed 22-of-39 passes for 315 yards and two TDs with one interception in only start of the season (Week 17 at Cleveland)
- First career 300-yard passing game

2019 (STEELERS)

- Played in 10 regular-season games (eight starts)
- Finished the season with 176 completions for 1,765 yards and 13 TDs with 9 interceptions
- Had a season long-pass in Week 3 at San Francisco when he connected with JuJu Smith-Schuster for a 76-yard TD
- Recorded a season-high 26 completions and a TD in a win vs. Indianapolis in Week 9
- Started twice on Monday Night Football and had a career-high 124.6 passer rating vs. Miami in Week 9
- Made his NFL debut, entering the game in the second half for an injured Ben Roethlisberger and completed 12-of-19 passes for 112 yards, two TDs, one interception and a passer rating of 92.4 in Week 2
- Completed 14-of-27 passes for 174 yards and 2 TDs in first career start (Week 3)
- Tied franchise record for TD passes in first career start (tied with Ron Smith, 1966; Rudy Bukich, 1960; Scott Campbell, 1985) with scoring throws from 76 and 39 yards
- Completed 24-of-28 passes for 229 yards, two TDs and no interceptions for a passer rating of 124.6 in his first start at home (vs. Cincinnati in Week 4)
- Set franchise records for a QB in first career home start in completions (24), completion percentage (85.7), and QB rating (124.6)
- His 85.7 completion percentage is tied with QB Ben Roethlisberger (85.7 vs. Miami, Nov. 26, 2007) for the third-highest in franchise history
- Completed 17-of-18 passes for 133 yards and one TD in the first half vs. Miami

2018 (STEELERS)

- Was inactive for all 16 regular-season games

TRANSACTIONS

- Signed a two-year contract with Pittsburgh on March 14, 2025
- Signed a one-year contract with Tennessee on March 15, 2024
- Signed a one-year contract with the Steelers on May 16, 2023
- Signed a one-year contract extension with Pittsburgh on Apr. 29, 2021
- Signed a four-year contract with the Steelers on May 23, 2018
- Drafted by Pittsburgh in the third round (76th overall) of the 2018 NFL Draft

PERSONAL

- Attended Northwestern High School (S.C)
- Led school to a 62-35 win over Stratford in the South Carolina Class 4A Division II Championship, completing 40-of-57 passes for 488 yards with eight TD passes
- Racked up 4,377 passing yards on 350 completions with 64 TDs as a senior, while rushing for 543 yards (129 carries) and 16 TDs
- "Mr. Football" award finalist in South Carolina and MVP of the Shrine Bowl of the Carolinas
- Son of Brett and Jamie Rudolph
- Mother ran track at Liberty University and dad played football at the University of North Carolina
- Graduated with a degree in marketing

COLLEGE

- Led the Cowboys to a 32-9 record as a starting quarterback becoming the winningest QB in school history
- Notched 10 wins in games in which Oklahoma State trailed during the second half
- Finished his career holding no fewer than 54 school records, including single-season and career marks for passing yards, passing TDs and pass efficiency
- Ranked fourth in Big-12 history with 13,618 career passing yards and third with a 324.2 passing yards per game average
- Recipient of the 2017 Johnny Unitas Golden Arm Award, the Fellowship of Christian Athletes' Bobby Bowden Award and the Sammy Baugh Award
- Led the FBS with 4,904 passing yards, earning second-team All-Big 12 honors by the coaches in 2017
- Broke Barry Sanders' school record for TDs responsible for with 47
- Teamed with receivers James Washington and Marcell Ateman and running back Justice Hall to make Oklahoma State the first Big 12 school in conference history with a 4,000-yard passer, two 1,000-yard receivers and a 1,000-yard running back in the same year (2017)
- Tabbed the school's 2016 Offensive MVP by the coaching staff
- Only player in the country to throw for at least 4,000 passing yards while throwing less than five interceptions
- His 4,091 passing yards ranked eighth in the nation and third-most in school history for a single-season
- Second-team Academic All-Big 12 honoree in 2015, throwing for 3,770 yards on 264 completions and 21 TDs
- Threw for 299 yards, along with two TDs, in the Cactus Bowl vs. Washington – the most passing yards by a Cowboy freshman in a bowl game

MASON RUDOLPH'S NFL REGULAR SEASON PASSING STATISTICS

DATE	TEAM	GP	GS	ATT.	CMP.	PCT.	YDS	AVG.	TD	INT.	LG	SK	LST	RATE
2018	Steelers	0	0	0	0	0.0	0	0.0	0	0	0	0	0	0.0
2019	Steelers	10	8	283	176	62.2	1,765	6.2	13	9	76t	15	124	82.0
2020	Steelers	5	1	43	25	58.1	324	7.5	2	1	47	1	8	87.7
2021	Steelers	2	1	58	35	60.3	277	4.8	1	1	36	0	0	70.8
2022	Steelers	0	0	0	0	0.0	0	0.0	0	0	0	0	0	0.0
2023	Steelers	4	3	74	55	74.3	719	9.7	3	0	86t	6	43	118.0
2024	Titans	8	5	228	146	64.0	1,530	6.7	9	9	47	11	71	80.1
2025	Steelers	2	0	2	2	100.0	12	6.0	0	0	6	0	0	91.7
TOTALS		**31**	**18**	**688**	**439**	**63.8**	**4,627**	**6.7**	**28**	**20**	**86T**	**33**	**246**	**84.7**

MASON RUDOLPH'S NFL POSTSEASON PASSING STATISTICS

DATE	TEAM	GP	GS	ATT.	CMP.	PCT.	YDS	AVG.	TD	INT.	LG	SK	LST	RATE
2020	Steelers	0	0	0	0	0.0	0	0.0	0	0	0	0	0	0.0
2021	Steelers	0	0	0	0	0.0	0	0.0	0	0	0	0	0	0.0
2023	Steelers	1	1	39	22	56.4	229	5.9	2	1	33	1	11	80.0
TOTALS		**1**	**1**	**39**	**22**	**56.4**	**229**	**5.9**	**2**	**1**	**33**	**1**	**11**	**80.0**

MASON RUDOLPH'S NFL REGULAR SEASON RUSHING STATISTICS

DATE	TEAM	NO.	YDS.	AVG.	LG	TD
2018	Steelers	0	0	0.0	0	0
2019	Steelers	21	42	2.0	13	0
2020	Steelers	7	-6	-0.9	1	0
2021	Steelers	5	53	10.6	26	0
2022	Steelers	0	0	0.0	0	0
2023	Steelers	10	8	0.8	7	0
2024	Titans	25	106	4.2	14	1
2025	Steelers	3	0	0.0	0	0
TOTALS		**71**	**203**	**2.9**	**26**	**1**

MASON RUDOLPH'S NFL POSTSEASON RUSHING STATISTICS

DATE	TEAM	NO.	YDS.	AVG.	LG	TD
2020	Steelers	0	0	0.0	0	0
2021	Steelers	0	0	0.0	0	0
2023	Steelers	2	16	8.0	10	0
TOTALS		**2**	**16**	**8.0**	**10**	**0**

MASON RUDOLPH'S NFL REGULAR SEASON PASSING/RUSHING STATISTICS

				PASSING											RUSHING				
DATE	TEAM	GP	GS	ATT.	CMP.	PCT.	YDS	AVG.	TD	INT.	LG	SK	LST	RATE	NO.	YDS.	AVG.	LG	TD
2018	Steelers	0	0	0	0	0.0	0	0.0	0	0	0	0	0	0.0	0	0	0.0	0	0
2019	Steelers	10	8	283	176	62.2	1,765	6.2	13	9	76t	15	124	82.0	21	42	2.0	13	0
2020	Steelers	5	1	43	25	58.1	324	7.5	2	1	47	1	8	87.7	7	-6	-0.9	1	0
2021	Steelers	2	1	58	35	60.3	277	4.8	1	1	36	0	0	70.8	5	53	10.6	26	0
2022	Steelers	0	0	0	0	0.0	0	0.0	0	0	0	0	0	0.0	0	0	0.0	0	0
2023	Steelers	4	3	74	55	74.3	719	9.7	3	0	86t	6	43	118.0	10	8	0.8	7	0
2024	Titans	8	5	228	146	64.0	1,530	6.7	9	9	47	11	71	80.1	25	106	4.2	14	1
2025	Steelers	2	0	2	2	100.0	12	6.0	0	0	6	0	0	91.7	3	0	0.0	0	0
TOTALS		**31**	**18**	**688**	**439**	**63.8**	**4,627**	**6.7**	**28**	**20**	**86T**	**33**	**246**	**84.7**	**71**	**203**	**2.9**	**26**	**1**

MASON RUDOLPH'S NFL POSTSEASON PASSING/RUSHING STATISTICS

				PASSING											RUSHING				
DATE	TEAM	GP	GS	ATT.	CMP.	PCT.	YDS	AVG.	TD	INT.	LG	SK	LST	RATE	NO.	YDS.	AVG.	LG	TD
2020	Steelers	0	0	0	0	0.0	0	0.0	0	0	0	0	0	0.0	0	0	0.0	0	0
2021	Steelers	0	0	0	0	0.0	0	0.0	0	0	0	0	0	0.0	0	0	0.0	0	0
2023	Steelers	1	1	39	22	56.4	229	5.9	2	1	33	1	11	80.0	2	16	8.0	10	0
TOTALS		**1**	**1**	**39**	**22**	**56.4**	**229**	**5.9**	**2**	**1**	**33**	**1**	**11**	**80.0**	**2**	**16**	**8.0**	**10**	**0**

SINGLE-GAME HIGHS: QUARTERBACK

Pass Attempts
50 vs. Detroit Lions, Nov 14, 2021
44 at Cleveland Browns, Nov 14, 2019

Pass Completions
30 vs. Detroit Lions, Nov 14, 2021
26 vs. Indianapolis Colts, Nov 03, 2019

Yards Passing
315 at Cleveland Browns, Jan 03, 2021
290 vs. Cincinnati Bengals, Dec 23, 2023

TD Passes
2 vs. Cincinnati Bengals, Dec 23, 2023
2 at Cleveland Browns, Jan 03, 2021
...4 more at 2.

Long Passes
86t vs. Cincinnati Bengals, Dec 23, 2023
76t at San Francisco 49ers, Sep 22, 2019

Completion Percentage
90.0 at Baltimore Ravens, Jan 06, 2024
85.7 vs. Cincinnati Bengals, Sep 30, 2019

Passer Rating
124.6 vs. Cincinnati Bengals, Sep 30, 2019
124.0 vs. Cincinnati Bengals, Dec 23, 2023

Rush Attempts
6 at Seattle Seahawks, Dec 31, 2023
5 at Jacksonville Jaguars, Dec 29, 2024
...1 more at 5.

Rushing Yards
36 vs. Detroit Lions, Nov 14, 2021
29 at Detroit Lions, Oct 27, 2024

Longest Runs
26 vs. Detroit Lions, Nov 14, 2021
17 at Kansas City Chiefs, Dec 26, 2021

SINGLE-GAME HIGHS - POSTSEASON: QUARTERBACK

Pass Attempts
39 at Buffalo Bills, Jan 15, 2024

Pass Completions
22 at Buffalo Bills, Jan 15, 2024

Yards Passing
229 at Buffalo Bills, Jan 15, 2024

TD Passes
2 at Buffalo Bills, Jan 15, 2024

Long Passes
33 at Buffalo Bills, Jan 15, 2024
19 at Buffalo Bills, Jan 15, 2024
19 at Buffalo Bills, Jan 15, 2024
16 at Buffalo Bills, Jan 15, 2024
15 at Buffalo Bills, Jan 15, 2024

Completion Percentage
56.4 at Buffalo Bills, Jan 15, 2024

Passer Rating
80.0 at Buffalo Bills, Jan 15, 2024

Rush Attempts
2 at Buffalo Bills, Jan 15, 2024

Rushing Yards
16 at Buffalo Bills, Jan 15, 2024

Longest Runs
10 at Buffalo Bills, Jan 15, 2024
6 at Buffalo Bills, Jan 15, 2024

300-YARD PASSING GAMES (1): REGULAR SEASON

DATE	TEAM	NO.	YDS.	AVG.	LG	TD
01/03/21	at Browns	22	315	14.3	47	2

2025 GAME-BY-GAME REGULAR-SEASON STATISTICS (STEELERS)

			PASSING											RUSHING					
DATE	OPPONENT	P/S	ATT	CMP	YDS	PCT	Y/A	Y/C	TD	INT	LG	SK/YD	RATE	ATT	YDS	LG	TD	W/L	SCORE
09/07	at Jets		DID NOT PLAY (NON-INJURY)															W	34-32
09/14	Seahawks	P	2	2	12	100.0	6.0	6.0	0	0	6	0/0	91.7	0	0	0	0	L	17-31
09/21	at Patriots		DID NOT PLAY (NON-INJURY)															W	21-14
09/28	Vikings		DID NOT PLAY (NON-INJURY)															W	24-21
10/12	Browns	P	0	0	0	0.0	0.0	0.0	0	0	0	0/0	0.0	3	0	0	0	W	23-9
10/16	at Bengals		DID NOT PLAY (NON-INJURY)															L	31-33
10/26	Packers		DID NOT PLAY (NON-INJURY)															L	25-35
11/02	Colts		DID NOT PLAY (NON-INJURY)															W	27-20
2025 TOTALS		**2-0**	**2**	**2**	**12**	**100.0**	**6.0**	**6.0**	**0**	**0**	**6**	**0/0**	**91.7**	**3**	**0**	**0**	**0**	**5-3**	

2024 GAME-BY-GAME REGULAR-SEASON STATISTICS (TITANS)

			PASSING											RUSHING					
DATE	OPPONENT	P/S	ATT	CMP	YDS	PCT	Y/A	Y/C	TD	INT	LG	SK/YD	RATE	ATT	YDS	LG	TD	W/L	SCORE
09/08	at Bears		DID NOT PLAY (NON-INJURY)															L	17-24
09/15	Jets		DID NOT PLAY (NON-INJURY)															L	17-24
09/22	Packers		DID NOT PLAY (NON-INJURY)															L	14-30
09/30	at Dolphins	P	17	9	85	52.9	5.0	9.4	0	0	27	1/8	67.0	0	0	0	0	W	31-12
10/13	Colts		DID NOT PLAY (NON-INJURY)															L	17-20
10/20	at Bills	S	40	25	215	62.5	5.4	8.6	1	1	26	3/15	74.5	5	13	8	0	L	10-34
10/27	at Lions	S	38	22	266	57.9	7.0	12.1	1	2	47	1/8	66.3	4	29	14	1	L	14-52
11/03	Patriots	S	33	20	240	60.6	7.3	12.0	2	1	25	1/7	90.5	4	19	13	0	W	20-17+
11/10	at Chargers		DID NOT PLAY (NON-INJURY)															L	17-27
11/17	Vikings		DID NOT PLAY (NON-INJURY)															L	13-23
11/24	at Texans		DID NOT PLAY (NON-INJURY)															W	32-27
12/01	at Commanders		DID NOT PLAY (NON-INJURY)															L	19-42
12/08	Jaguars		DID NOT PLAY (NON-INJURY)															L	6-10
12/15	Bengals	P	26	21	209	80.8	8.0	10.0	2	1	43	0/0	109.8	2	14	12	0	L	27-37
12/22	at Colts	S	34	23	252	67.6	7.4	11.0	2	3	38t	1/10	72.2	4	3	3	0	L	30-38
12/29	at Jaguars	S	31	19	193	61.3	6.2	10.2	1	1	24	3/15	76.4	5	23	7	0	L	13-20
01/05	Texans	P	9	7	70	77.8	7.8	10.0	0	0	24	1/8	99.1	1	5	5	0	L	14-23
2024 TOTALS		**8-5**	**228**	**146**	**1,530**	**64.0**	**6.7**	**10.5**	**9**	**9**	**47**	**11/71**	**80.1**	**25**	**106**	**14**	**1**	**3-14**	

+ - Overtime

2023 GAME-BY-GAME REGULAR-SEASON STATISTICS (STEELERS)

			PASSING											RUSHING					
DATE	OPPONENT	P/S	ATT	CMP	YDS	PCT	Y/A	Y/C	TD	INT	LG	SK/YD	RATE	ATT	YDS	LG	TD	W/L	SCORE
09/10	49ers		ON INACTIVE LIST															L	7-30
09/18	Browns		ON INACTIVE LIST															W	26-22
09/24	at Raiders		ON INACTIVE LIST															W	23-18
10/01	at Texans		ON INACTIVE LIST															L	6-30
10/08	Ravens		ON INACTIVE LIST															W	17-10
10/22	at Rams		ON INACTIVE LIST															W	24-17
10/29	Jaguars		ON INACTIVE LIST															L	10-20
11/02	Titans		INACTIVE															W	20-16
11/12	Packers		ON INACTIVE LIST															W	23-19
11/19	at Browns		ON INACTIVE LIST															L	10-13
11/26	at Bengals		ON INACTIVE LIST															W	16-10
12/03	Cardinals		ON INACTIVE LIST															L	10-24
12/07	Patriots		DID NOT PLAY (NON-INJURY)															L	18-21
12/16	at Colts	P	3	2	3	66.7	1.0	1.5	0	0	6	1/11	70.1	0	0	0	0	L	13-30
12/23	Bengals	S	27	17	290	63.0	10.7	17.1	2	0	86t	1/6	124.0	2	4	7	0	W	34-11
12/31	at Seahawks	S	24	18	274	75.0	11.4	15.2	0	0	42	1/8	112.2	6	5	2	0	W	30-23
01/06	at Ravens	S	20	18	152	90.0	7.6	8.4	1	0	71t	3/18	115.0	2	-1	0	0	W	17-10
2023 TOTALS		**4-3**	**74**	**55**	**719**	**74.3**	**9.7**	**13.1**	**3**	**0**	**86T**	**6/43**	**118.0**	**10**	**8**	**7**	**0**	**10-7**	

2022 GAME-BY-GAME REGULAR-SEASON STATISTICS (STEELERS)

			PASSING											RUSHING					
DATE	OPPONENT	P/S	ATT	CMP	YDS	PCT	Y/A	Y/C	TD	INT	LG	SK/YD	RATE	ATT	YDS	LG	TD	W/L	SCORE
09/11	at Bengals		ON INACTIVE LIST															W	23-20+
09/18	Patriots		ON INACTIVE LIST															L	14-17
09/22	at Browns		INACTIVE															L	17-29
10/02	Jets		ON INACTIVE LIST															L	20-24
10/09	at Bills		ON INACTIVE LIST															L	3-38
10/16	Buccaneers		ON INACTIVE LIST															W	20-18
10/23	at Dolphins		ON INACTIVE LIST															L	10-16
10/30	at Eagles		ON INACTIVE LIST															L	13-35
11/13	Saints		ON INACTIVE LIST															W	20-10
11/20	Bengals		ON INACTIVE LIST															L	30-37
11/28	at Colts		ON INACTIVE LIST															W	24-17
12/04	at Falcons		ON INACTIVE LIST															W	19-16
12/11	Ravens		ON INACTIVE LIST															L	14-16
12/18	at Panthers		DID NOT PLAY (NON-INJURY)															W	24-16
12/24	Raiders		INACTIVE															W	13-10
01/01	at Ravens		INACTIVE															W	16-13
01/08	Browns		ON INACTIVE LIST															W	28-14
2022 TOTALS		**0-0**	**0**	**0**	**0**	**0.0**	**0.0**	**0.0**	**0**	**0**	**0**	**0/0**	**0.0**	**0**	**0**	**0**	**0**	**9-8**	

+ - Overtime

2021 GAME-BY-GAME REGULAR-SEASON STATISTICS (STEELERS)

			PASSING											RUSHING					
DATE	OPPONENT	P/S	ATT	CMP	YDS	PCT	Y/A	Y/C	TD	INT	LG	SK/YD	RATE	ATT	YDS	LG	TD	W/L/T	SCORE
09/12	at Bills							DID NOT PLAY (NON-INJURY)										W	23-16
09/19	Raiders							DID NOT PLAY (NON-INJURY)										L	17-26
09/26	Bengals							DID NOT PLAY (NON-INJURY)										L	10-24
10/03	at Packers							DID NOT PLAY (NON-INJURY)										L	17-27
10/10	Broncos							DID NOT PLAY (NON-INJURY)										W	27-19
10/17	Seahawks							DID NOT PLAY (NON-INJURY)										W	23-20+
10/31	at Browns							DID NOT PLAY (NON-INJURY)										W	15-10
11/08	Bears							DID NOT PLAY (NON-INJURY)										W	29-27
11/14	Lions	S	50	30	242	60.0	4.8	8.1	1	1	36	0/0	70.6	4	36	26	0	T	16-16
11/21	at Chargers							DID NOT PLAY (NON-INJURY)										L	37-41
11/28	at Bengals							DID NOT PLAY (NON-INJURY)										L	10-41
12/05	Ravens							DID NOT PLAY (NON-INJURY)										W	20-19
12/09	at Vikings							DID NOT PLAY (NON-INJURY)										L	28-36
12/19	Titans							DID NOT PLAY (NON-INJURY)										W	19-13
12/26	at Chiefs	P	8	5	35	62.5	4.4	7.0	0	0	12	0/0	72.4	1	17	17	0	L	10-36
01/03	Browns							DID NOT PLAY (NON-INJURY)										W	26-14
01/09	at Ravens							DID NOT PLAY (NON-INJURY)										W	16-13+
2021 TOTALS		**2-1**	**58**	**35**	**277**	**60.3**	**4.8**	**7.9**	**1**	**1**	**36**	**0/0**	**70.8**	**5**	**53**	**26**	**0**	**9-7-1**	

+ - Overtime

2020 GAME-BY-GAME REGULAR-SEASON STATISTICS (STEELERS)

			PASSING											RUSHING					
DATE	OPPONENT	P/S	ATT	CMP	YDS	PCT	Y/A	Y/C	TD	INT	LG	SK/YD	RATE	ATT	YDS	LG	TD	W/L	SCORE
09/14	at Giants							DID NOT PLAY (NON-INJURY)										W	26-16
09/20	Broncos							DID NOT PLAY (NON-INJURY)										W	26-21
09/27	Texans							DID NOT PLAY (NON-INJURY)										W	28-21
10/11	Eagles							DID NOT PLAY (NON-INJURY)										W	38-29
10/18	Browns	P	1	1	6	100.0	6.0	6.0	0	0	6	0/0	91.7	3	-3	-1	0	W	38-7
10/25	at Titans							DID NOT PLAY (NON-INJURY)										W	27-24
11/01	at Ravens							DID NOT PLAY (NON-INJURY)										W	28-24
11/08	at Cowboys	P	3	2	3	66.7	1.0	1.5	0	0	2	0/0	70.1	0	0	0	0	W	24-19
11/15	Bengals	P	0	0	0	0.0	0.0	0.0	0	0	0	0/0	0.0	0	0	0	0	W	36-10
11/22	at Jaguars	P	0	0	0	0.0	0.0	0.0	0	0	0	0/0	0.0	3	-4	-1	0	W	27-3
12/02	Ravens							DID NOT PLAY (NON-INJURY)										W	19-14
12/07	Football Team							DID NOT PLAY (NON-INJURY)										L	17-23
12/13	at Bills							DID NOT PLAY (NON-INJURY)										L	15-26
12/21	at Bengals							DID NOT PLAY (NON-INJURY)										L	17-27
12/27	Colts							DID NOT PLAY (NON-INJURY)										W	28-24
01/03	at Browns	S	39	22	315	56.4	8.1	14.3	2	1	47	1/8	89.2	1	1	1	0	L	22-24
2020 TOTALS		**5-1**	**43**	**25**	**324**	**58.1**	**7.5**	**13.0**	**2**	**1**	**47**	**1/8**	**87.7**	**7**	**-6**	**1**	**0**	**12-4**	

2019 GAME-BY-GAME REGULAR-SEASON STATISTICS (STEELERS)

			PASSING											RUSHING					
DATE	OPPONENT	P/S	ATT	CMP	YDS	PCT	Y/A	Y/C	TD	INT	LG	SK/YD	RATE	ATT	YDS	LG	TD	W/L	SCORE
09/08	at Patriots							DID NOT PLAY (NON-INJURY)										L	3-33
09/15	Seahawks	P	19	12	112	63.2	5.9	9.3	2	1	45	0/0	92.4	1	7	7	0	L	26-28
09/22	at 49ers	S	27	14	174	51.9	6.4	12.4	2	1	76t	2/14	81.4	4	15	7	0	L	20-24
09/30	Bengals	S	28	24	229	85.7	8.2	9.5	2	0	43t	0/0	124.6	3	-3	-1	0	W	27-3
10/06	Ravens	S	20	13	131	65.0	6.6	10.1	1	0	35t	1/11	100.2	0	0	0	0	L	23-26+
10/13	at Chargers							INACTIVE										W	24-17
10/28	Dolphins	S	36	20	251	55.6	7.0	12.6	2	1	45t	2/15	84.4	0	0	0	0	W	27-14
11/03	Colts	S	35	26	191	74.3	5.5	7.3	1	1	40	1/8	84.3	3	5	7	0	W	26-24
11/10	Rams	S	38	22	242	57.9	6.4	11.0	1	0	34	3/11	85.6	2	-1	0	0	W	17-12
11/14	at Browns	S	44	23	221	52.3	5.0	9.6	1	4	22	4/43	36.3	2	15	13	0	L	7-21
11/24	at Bengals	S	16	8	85	50.0	5.3	10.6	0	1	35	1/13	39.8	4	4	2	0	W	16-10
12/01	Browns							DID NOT PLAY (NON-INJURY)										W	20-13
12/08	at Cardinals							DID NOT PLAY (NON-INJURY)										W	23-17
12/15	Bills							DID NOT PLAY (NON-INJURY)										L	10-17
12/22	at Jets	P	20	14	129	70.0	6.5	9.2	1	0	29t	1/9	104.0	2	0	5	0	L	10-16
12/29	at Ravens							DID NOT PLAY										L	10-28
2019 TOTALS		**10-8**	**283**	**176**	**1,765**	**62.2**	**6.2**	**10.0**	**13**	**9**	**76T**	**15/124**	**82.0**	**21**	**42**	**13**	**0**	**8-8**	

+ - Overtime

2018 GAME-BY-GAME REGULAR-SEASON STATISTICS (STEELERS)

			PASSING											RUSHING					
DATE	OPPONENT	P/S	ATT	CMP	YDS	PCT	Y/A	Y/C	TD	INT	LG	SK/YD	RATE	ATT	YDS	LG	TD	W/L/T	SCORE
09/09	at Browns							INACTIVE										T	21-21
09/16	Chiefs							INACTIVE										L	37-42
09/24	at Buccaneers							INACTIVE										W	30-27
09/30	Ravens							INACTIVE										L	14-26
10/07	Falcons							INACTIVE										W	41-17
10/14	at Bengals							INACTIVE										W	28-21
10/28	Browns							INACTIVE										W	33-18
11/04	at Ravens							INACTIVE										W	23-16
11/08	Panthers							INACTIVE										W	52-21
11/18	at Jaguars							INACTIVE										W	20-16
11/25	at Broncos							INACTIVE										L	17-24
12/02	Chargers							INACTIVE										L	30-33
12/09	at Raiders							INACTIVE										L	21-24
12/16	Patriots							INACTIVE										W	17-10
12/23	at Saints							INACTIVE										L	28-31
12/30	Bengals							ON INACTIVE LIST										W	16-13
2018 TOTALS		**0-0**	**0**	**0**	**0**	**0.0**	**0.0**	**0.0**	**0**	**0**	**0**	**0/0**	**0.0**	**0**	**0**	**0**	**0**	**9-6-1**	

2023 GAME-BY-GAME POSTSEASON STATISTICS (STEELERS)

			PASSING											RUSHING					
DATE	OPPONENT	P/S	ATT	CMP	YDS	PCT	Y/A	Y/C	TD	INT	LG	SK/YD	RATE	ATT	YDS	LG	TD	W/L	SCORE
01/15	at Bills	S	39	22	229	56.4	5.9	10.4	2	1	33	1/11	80.0	2	16	10	0	L	17-31
2023 TOTALS		**1-1**	**39**	**22**	**229**	**56.4**	**5.9**	**10.4**	**2**	**1**	**33**	**1/11**	**80.0**	**2**	**16**	**10**	**0**	**0-1**	

JACK SAWYER

LB **33**

HEIGHT: 6-5
WEIGHT: 260
BORN: May 6, 2002
COLLEGE: Ohio State

HOW ACQUIRED: D4 '25
NFL EXPERIENCE: R
BIRTHPLACE Pickerington, OH

PRO CAREER

- Has yet to make NFL debut

TRANSACTIONS

- Drafted by Pittsburgh in the fourth round (123rd overall) of the 2025 NFL Draft

PERSONAL

- Earned Ogio State Scholar-Athlete in 2023 and an Academic All-Big Ten Conference honoree in both 2023 and 2024
- Graduated in December 2024 with his degree in sport industry
- Attended Pickerington North H.S. (Pickerington, Ohio), where he was the highest-rated prospect in Ohio State's 2021 recruiting class according to 247Sports
- Five-star player who was the No. 1 overall player in Ohio, No. 4 player nationally and the nation's No. 3-ranked defensive end
- Did not play his senior season at Pickerington North H.S.
- As a junior, was the OCC-Ohio Division Defensive Player of the Year
- Registered 37 tackles, 19 tackles for loss, 13.5 sacks
- An exceptional athlete, also played quarterback for Pickerington North and led them to the Division I, Region 3 playoffs
- Completed 79 of 135 passes for 1,056 yards and nine TDs before an injury cut his season short
- Also played basketball at Pickerington North where he made the varsity team as a freshman
- His father, Lyle, played football at Findlay College and his mother, Michelle, was a star basketball player at Pickerington
- His grandfather played in the Pittsburgh Pirates farm system

COLLEGE

- Played four seasons as a linebacker at Ohio State (2021-24), where as a team captain and senior, helped lead Ohio State to the College Football Playoff national championship
- Played in all 55 games and started 29 games consecutively in 2023 and 2024
- In the four CFP games, he had 13 tackles, seven pass breakups, 4.5 sacks and two quarterback hurries, and he was named the Defensive MVP of the Cotton Bowl
- Four-year career totals include 144 tackles, 28.5 tackles for loss, 23.0 sacks, six forced fumbles, three fumble recoveries, 15 quarterback hurries and 11 pass breakups
- His 23.0 sacks rank eighth in Ohio State history

JACK SAWYER'S NFL REGULAR SEASON DEFENSIVE STATISTICS

				TACKLES							INTERCEPTIONS					O. FUMB				ST					MISC	
DATE	TEAM	GP	GS	TK	S	A	TFL	YDS	SK	YDS	QBH	NO	YDS	LG	TD	PD	FF	FR	TD	YDS	TK	S	A	FF	FR	S	A
2025	Steelers	8	0	7	5	2	2	11	1.0	9.0	4	1	4	4	0	3	0	0	0	0	8	3	5	0	0	0	0
NFL TOTALS		**8**	**0**	**7**	**5**	**2**	**2**	**11**	**1.0**	**9.0**	**4**	**1**	**4**	**4**	**0**	**3**	**0**	**0**	**0**	**0**	**8**	**3**	**5**	**0**	**0**	**0**	**0**

SINGLE-GAME HIGHS: DEFENSIVE

Total Tackles 5 vs. Seattle Seahawks, Sep 14, 2025
1 vs. Minnesota Vikings, Sep 28, 2025
...1 more at 1.

Solo Tackles 4 vs. Seattle Seahawks, Sep 14, 2025
1 at New England Patriots, Sep 21, 2025

Sacks 1.0 vs. Seattle Seahawks, Sep 14, 2025

Passes Defensed 1 vs. Minnesota Vikings, Sep 28, 2025

Tackles For Loss 2 vs. Seattle Seahawks, Sep 14, 2025

Special Teams Tackles 3 at New England Patriots, Sep 21, 2025
2 vs. Seattle Seahawks, Sep 14, 2025

2025 GAME-BY-GAME REGULAR-SEASON STATISTICS (STEELERS)

			TACKLES							INTERCEPTIONS					O. FUMB				ST					MISC			
DATE	OPPONENT	P/S	TK	S	A	SK	YDS	TFL	YDS	QBH	NO	YDS	LG	TD	PD	FF	FR	TD	YDS	TK	S	A	FF	FR	S	A	W/L	SCORE
09/07	at Jets	P	0	0	0	0.0	0.0	0	0	0	0	0	0	0	0	0	0	0	0	1	0	1	0	0	0	0	W	34-32
09/14	Seahawks	P	5	4	1	1.0	9.0	2	11	1	0	0	0	0	0	0	0	0	0	2	0	2	0	0	0	0	L	17-31
09/21	at Patriots	P	1	1	0	0.0	0.0	0	0	0	0	0	0	0	0	0	0	0	0	3	2	1	0	0	0	0	W	21-14
09/28	Vikings	P	1	0	1	0.0	0.0	0	0	0	0	0	0	0	1	0	0	0	0	1	0	1	0	0	0	0	W	24-21
10/12	Browns	P	0	0	0	0.0	0.0	0	0	2	0	0	0	0	0	0	0	0	0	1	1	0	0	0	0	0	W	23-9
10/16	at Bengals	P	0	0	0	0.0	0.0	0	0	1	0	0	0	0	1	0	0	0	0	0	0	0	0	0	0	0	L	31-33
10/26	Packers	P	0	0	0	0.0	0.0	0	0	0	0	0	0	0	0	0	0	0	0	0	0	0	0	0	0	0	L	25-35
11/02	Colts	P	0	0	0	0.0	0.0	0	0	0	1	4	4	0	1	0	0	0	0	0	0	0	0	0	0	0	W	27-20
2025 TOTALS		**8-0**	**7**	**5**	**2**	**1.0**	**9.0**	**2**	**11**	**4**	**1**	**4**	**4**	**0**	**3**	**0**	**0**	**0**	**0**	**8**	**3**	**5**	**0**	**0**	**0**	**0**	**5-3**	

JACK SAWYER'S COLLEGE DEFENSIVE STATISTICS

				TACKLES								INTERCEPTIONS					O. FUMB				ST					MISC	
DATE	TEAM	GP	GS	TK	S	A	TFL	YDS	SK	YDS	QBH	NO	YDS	LG	TD	PD	FF	FR	TD	YDS	TK	S	A	FF	FR	S	A
2021	Ohio St.	12	0	13	9	4	3.0	24.0	3.0	24.0	2	0	0	0	0	1	1	0	0	0	0	0	0	0	0	0	0
2022	Ohio St.	13	3	24	10	14	6.5	24.0	4.5	20.0	2	0	0	0	0	1	0	0	0	0	0	0	0	0	0	0	0
2023	Ohio St.	13	13	48	24	24	10.0	46.0	6.5	40.0	3	0	0	0	0	2	2	0	0	0	0	0	0	0	0	0	0
2024	Ohio St.	15	15	56	24	32	9.0	68.0	9.0	68.0	8	1	12	12	0	7	3	3	4	94	0	0	0	0	0	0	0
TOTALS		**53**	**31**	**141**	**67**	**74**	**28.5**	**162.0**	**23.0**	**152.0**	**15**	**1**	**12**	**12**	**0**	**11**	**6**	**3**	**4**	**94**	**0**	**0**	**0**	**0**	**0**	**0**	**0**

ISAAC SEUMALO

OL

73

HEIGHT: 6-4
WEIGHT: 303
BORN: October 29, 1993
COLLEGE: Oregon State

HOW ACQUIRED: FA '23
NFL EXPERIENCE: 10th year
BIRTHPLACE Corvallis, OR

PRO CAREER

- Has played in 111 games (90 starts) in his nine-year NFL career with Philadelphia (2016-22) and Pittsburgh (2023-)
- Has started 70 games at left guard, 19 games at right guard and one at right tackle
- Was a member of the Eagles' Super Bowl LII-winning team in 2017
- Made NFL debut in Week 9 of 2016 (at New York Giants)
- Made NFL starting debut in Week 12 of 2016 (vs. Green Bay)
- Named to his first career Pro Bowl with the Steelers (2024-25)

2024 (STEELERS)

- Started in 13 regular-season games and started the Wild Card matchup against Baltimore after missing the first four games of the season due to an injury
- Was named to the 2025 Pro Bowl Games, marking his first career Pro Bowl selection
- Allowed only two sacks (Week 5 vs. Dallas; Week 18 vs. Cincinnati) and one quarterback hit (Week 15 at Philadelphia), according to Pro Football Focus
- Helped block for Najee Harris en route to his fourth consecutive season with over 1,000 rushing yards, including a season-best 114 yards in the Week 6 win at Las Vegas

2023 (STEELERS)

- Started all 17 regular-season games at left guard
- Did not allow a sack and was whistled for only one penalty all season, according to Pro Football Focus
- Blocked for RB Najee Harris to run for 1,000-plus yards on the season, including a season-high 122 yards in Week 17 at Seattle
- Helped a Pittsburgh rush offense rank in the top five after Week 9 in rushes (323, 1st), rush yards (1,452, 2nd), longest rush (74t, 2nd), yards after contact/rush (3.37, 2nd), 10+ yard rushes (39, 4th), first downs by rush (79, 3rd), rush TDs (13, t-2nd), rushes/game (32.3, 2nd), rush yards/game (145.2, 2nd) and 10+ yard rushes/game (3.90, 5th)
- Part of an offensive line that did not allow a sack in two games and just one sack in four games
- Played all 1,038 offensive snaps

2022 (EAGLES)

- Started all 17 games at right guard
- Supported an offense that scored a franchise-record 57 scrimmage touchdowns and totaled 477 points
- Set team records in third-down conversion rate (45.9 percent) and red zone touchdown efficiency (67.8 percent)
- Blocked for an offense that produced 32 rushing touchdowns, which tied for the third-most in NFL history
- Helped the offense total 363 rushing yards in Week 12 vs. Green Bay, the team's highest single-game total since 1948

2021 (EAGLES)

- Appeared in 168 snaps over three starts at left guard
- Allowed zero sacks and zero quarterback hits prior to a season-ending injury sustained in Week 3 at Dallas

2020 (EAGLES)

- Played 587 snaps in nine starts at left guard
- His 77.4 pass-blocking grade (PFF) ranked fourth among left guards with a minimum of 350 pass-blocking snaps

2019 (EAGLES)

- Saw action in a career-high 1,181 snaps and started all 16 games at left guard
- Paved the way for an offense that ranked third in the NFL in red zone touchdown efficiency (66.7 percent) and fourth in third-down conversions (45.4 percent)

2018 (EAGLES)

- Totaled 548 snaps over 13 contests (nine starts at left guard)
- Surrendered only one sack in 345 pass-blocking opportunities

2017 (EAGLES)

- Logged 284 snaps over 14 games (two starts at left guard) during the Eagles' Super Bowl LII-winning campaign
- Helped the Eagles lead the League in red zone offense (65.5 percent) and rank third in rushing offense (132.2 yards per game)

2016 (EAGLES)

- Saw action in nine games, including four starts at three different positions (two at right guard, one at right tackle and one at left guard)
- Appeared at right guard in his starting debut in Week 12 vs. Green Bay

TRANSACTIONS

- Signed a three-year contract with Pittsburgh on Mar. 19, 2023
- Signed a three-year contract extension with Philadelphia on Mar. 4, 2019
- Signed a four-year contract with Philadelphia on May 6, 2016
- Drafted by Philadelphia in the third round (79th overall) of the 2016 NFL Draft

PERSONAL

- Attended Corvallis High School (OR)
- Voted a 5A first team all-state as an offensive and defensive lineman as a junior and senior
- Under Armour and ESPN All-American
- Rivals four-star athlete, rated the No. 3 offensive guard in the country, the No. 1 overall prospect in Oregon and the No. 52 overall prospect in the country
- Registered 94 tackles and nine sacks as a defensive lineman as a senior
- Originally born in Hawaii

COLLEGE

- Started 37 games at Oregon State (2012-15)
- Registered starts at every position on the offensive line except left guard (23 at center, nine at right guard, three at left tackle and two at right tackle)
- Named Pac-12 All-Conference Honorable Mention in 2012 and 2015
- Missed the 2014 season due to a foot injury
- One of four team captains in 2014, becoming the first brother (Andrew, 2012) combination chosen as team captains in school history
- Earned Pac-12 All-Conference Second Team in 2013
- Selected to Pac-12 All-Academic First Team in 2013 and 2015
- Selected as a Freshman All-American in 2012
- Became the first freshman to start at center for OSU since Roger Levasa in 1978
- One of only two true freshmen to start their season-openers at center in the nation (Hawai'i)

ISAAC SEUMALO'S NFL REGULAR SEASON STATISTICS

DATE	TEAM	GP	GS
2016	Eagles	9	4
2017	Eagles	14	2
2018	Eagles	13	9
2019	Eagles	16	16
2020	Eagles	9	9
2021	Eagles	3	3
2022	Eagles	17	17
2023	Steelers	17	17
2024	Steelers	13	13
2025	Steelers	8	8
NFL TOTALS		**119**	**98**

ISAAC SEUMALO'S NFL POSTSEASON STATISTICS

DATE	TEAM	GP	GS
2017	Eagles	3	0
2018	Eagles	2	2
2019	Eagles	1	1
2021	Eagles	0	0
2022	Eagles	3	3
2023	Steelers	1	1
2024	Steelers	1	1
NFL TOTALS		**11**	**8**

2025 GAME-BY-GAME REGULAR-SEASON STATISTICS (STEELERS)

DATE	OPPONENT	P/S	W/L	SCORE
09/07	at Jets	S	W	34-32
09/14	Seahawks	S	L	17-31
09/21	at Patriots	S	W	21-14
09/28	Vikings	S	W	24-21
10/12	Browns	S	W	23-9
10/16	at Bengals	S	L	31-33
10/26	Packers	S	L	25-35
11/02	Colts	S	W	27-20
2025 TOTALS		**8-8**	**5-3**	

BEN SKOWRONEK

WR

15

HEIGHT: 6-3
WEIGHT: 224
BORN: June 27, 1997
COLLEGE: Notre Dame

HOW ACQUIRED: FA '24
NFL EXPERIENCE: 5th year
BIRTHPLACE Fort Wayne, IN

PRO CAREER

- Has played in 55 regular-season games (13 starts) over four-year NFL career (L.A. Rams 2021-23; Pittsburgh 2024)
- Has registered 63 receptions for 644 yards (10.2 avg.) and one TD
- Has recorded three rushes for 26 yards (8.7 avg.) and one TD
- Has returned four career kickoffs for 70 yards (17.5 avg.)
- Has registered 26 tackles (19 solo) and two fumble recoveries on special teams
- Has played in six postseason games (no starts)
- Has caught three passes for 17 yards (5.7 avg.) in playoff games
- Has returned four kickoffs in his career for 70 yards (17.5 avg.)

2024 (STEELERS)

- Played in 10 regular-season games (one start)
- Caught five passes for 69 yards (13.8 avg.)
- Hauled in two passes for 25 yards (12.5 avg.) and two first downs in Week 16 at Baltimore
- Registered seven tackles (four solo) and two fumble recoveries on special teams
- One of five players in the NFL that registered at least two fumble recoveries on special teams

2023 (RAMS)

- Played in all 17 regular-season games (no starts)
- Caught eight passes for 66 yards (8.3 avg.) and one TD
- Hauled in a 20-yard TD pass in Week 8 at Dallas
- Rushed for nine yards on two carries (4.5 avg.)
- Registered 13 tackles (11 solo) on special teams

2022 (RAMS)

- Played in 14 regular-season games (11 starts)
- Caught career-high 39 passes for 376 yards (9.6 avg.)
- Registered his first NFL TD on his first career rushing attempt (Week 6 vs. Carolina)
- Rushed for 17 yards on one carry (17.0 avg.)

2021 (RAMS)

- Played in 14 regular-season games (one start)
- Caught 11 passes for 133 yards (12.1 avg.)
- Registered six tackles (four solo) on special teams
- Saw action in four postseason contests and was part of the Rams team that defeated the Bengals in Super Bowl LVI

PRO CAREER

- Activated from the Reserve/Injured List by Pittsburgh on Nov. 9, 2024
- Placed on the Reserve/Injured List by the Steelers on Sept. 18, 2024
- Restored to the Pittsburgh Practice Squad on Sept. 16, 2024
- Elevated from the Steelers Practice Squad to the Active/Inactive Roster on Sept. 14, 2024
- Restored to the Pittsburgh Practice Squad on Sept. 9, 2024
- Elevated from the Steelers Practice Squad to the Active/Inactive Roster on Sept. 7, 2024
- Signed to the Pittsburgh Practice Squad on Aug. 30, 2024
- Released by Houston on Aug. 27, 2024
- Traded to the Texans, along with a 2026 seventh-round pick, from L.A. Rams for a 2026 sixth-round pick on May 9, 2024
- Drafted by L.A. Rams in the seventh round (249th overall) of the 2021 NFL Draft

PERSONAL

- Attended Homestead H.S. where he earned a three-star rating from 247Sports and ranked as the No. 12 prospect in the state of Indiana
- Recorded a school-record 133 receptions for 2,181 yards and 26 TDs during his career
- Registered 52 tackles, three tackles for loss and three interceptions at safety (also returned kickoffs and punts)
- Led the Spartans to the 2015 Indiana 6A Sectional championship and was the 2015 Indiana Mr. Football positional winner
- Named Associated Press All-State, IFCA All-State, three-time First Team All-Conference (SAC), three-time All-Area, two-time All-Northeast Indiana, two-time Fab15 selection and a IFCA Top-50 selection
- Played basketball for Homestead, earning two varsity letters and winning the Indiana 4A state championship
- Was an honor roll student and graduated with a degree communication studies from Northwestern

COLLEGE

- Invited to the 2021 Reese's Senior Bowl and was named to the All-ACC Academic Team
- Played in 10 games (nine starts) for Notre Dame in 2020
- Hauled in two passes for 107 yards (53.5 avg.) and two TDs (73-yard long) in a 45-3 win at Pittsburgh in 2020
- Totaled five receptions for 63 yards and three TDs, which led all ACC players in scoring that week, in a 45-31 win at Boston College in 2020
- Caught four passes for a team-high 54 yards in the 2020 ACC Championship Game
- Hauled in four passes for 41 yards, rushing once for four yards, in the 2020 CFP Semifinal at the Rose Bowl Game
- Played in three games, recording 12 catches for 141 yards, before being sidelined with a season-ending injury as a senior in 2019 at Northwestern
- Named one of four team captains for Northwestern in 2019
- Started all 14 games of the 2018 season as a junior and totaled 45 catches for 562 yards and three TDs
- Registered multiple receptions in 10 games and posted four catches for 42 yards in the 2018 Big Ten Championship
- Named Academic All-Big Ten for the second consecutive season (2018, 2017)
- Started all 13 games, leading Northwestern with 45 receptions for 644 yards and adding five TDs, as a sophomore in 2017
- Set career-highs in multiple categories, including receptions, receiving yards, TDs, yards/catch (14.3) and yards/game (49.5)
- He had a breakout performance with eight receptions for 123 yards in the season opening victory over Nevada in 2017
- Named Academic All-Big Ten and was one of three true freshman on Northwestern's roster to see game action in 2016
- Appeared in all 13 games; finished with eight receptions for 70 yards in 2016

BEN SKOWRONEK'S NFL REGULAR SEASON RUSHING/RECEIVING STATISTICS

				RECEIVING					RUSHING				
DATE	TEAM	GP	GS	NO.	YDS.	AVG.	LG	TD	NO.	YDS.	AVG.	LG	TD
2021	Rams	14	1	11	133	12.1	35	0	0	0	0.0	0	0
2022	Rams	14	11	39	376	9.6	32	0	1	17	17.0	17t	1
2023	Rams	17	0	8	66	8.3	20t	1	2	9	4.5	11	0
2024	Steelers	10	1	5	69	13.8	23	0	0	0	0.0	0	0
2025	Steelers	8	1	2	35	17.5	22t	1	0	0	0.0	0	0
NFL TOTALS		**63**	**14**	**65**	**679**	**10.4**	**35**	**2**	**3**	**26**	**8.7**	**17T**	**1**

BEN SKOWRONEK'S NFL POSTSEASON RUSHING/RECEIVING STATISTICS

				RECEIVING					RUSHING				
DATE	TEAM	GP	GS	NO.	YDS.	AVG.	LG	TD	NO.	YDS.	AVG.	LG	TD
2021	Rams	4	0	2	12	6.0	7	0	0	0	0.0	0	0
2023	Rams	1	0	1	5	5.0	5	0	0	0	0.0	0	0
2024	Steelers	1	0	0	0	0.0	0	0	0	0	0.0	0	0
NFL TOTALS		**6**	**0**	**3**	**17**	**5.7**	**7**	**0**	**0**	**0**	**0.0**	**0**	**0**

BEN SKOWRONEK'S NFL REGULAR SEASON RETURN STATISTICS

			KICKOFF RETURNS					PUNT RETURNS					
DATE	TEAM	RET.	YDS.	AVG.	LG	TD	NO.	FC	YDS.	AVG.	LG	TD
2021	Rams	4	70	17.5	19	0	0	0	0	0.0	0	0
2022	Rams	0	0	0.0	0	0	0	0	0	0.0	0	0
2023	Rams	0	0	0.0	0	0	0	0	0	0.0	0	0
2024	Steelers	0	0	0.0	0	0	0	0	0	0.0	0	0
2025	Steelers	0	0	0.0	0	0	0	0	0	0.0	0	0
NFL TOTALS		**4**	**70**	**17.5**	**19**	**0**	**0**	**0**	**0**	**0.0**	**0**	**0**

BEN SKOWRONEK'S NFL POSTSEASON RETURN STATISTICS

			KICKOFF RETURNS					PUNT RETURNS					
DATE	TEAM	RET.	YDS.	AVG.	LG	TD	NO.	FC	YDS.	AVG.	LG	TD
2021	Rams	0	0	0.0	0	0	0	0	0	0.0	0	0
2023	Rams	0	0	0.0	0	0	0	0	0	0.0	0	0
2024	Steelers	0	0	0.0	0	0	0	0	0	0.0	0	0
NFL TOTALS		**0**	**0**	**0.0**	**0**	**0**	**0**	**0**	**0**	**0.0**	**0**	**0**

SINGLE-GAME HIGHS: RUSHING/RECEIVING

Rush Attempts	1 at Green Bay Packers, Nov 05, 2023 1 vs. San Francisco 49ers, Sep 17, 2023 ...1 more at 1.
Rushing Yards	17 vs. Carolina Panthers, Oct 16, 2022 11 vs. San Francisco 49ers, Sep 17, 2023
Longest Runs	17t vs. Carolina Panthers, Oct 16, 2022 11 vs. San Francisco 49ers, Sep 17, 2023
Rushing TDs	1 vs. Carolina Panthers, Oct 16, 2022
Receptions	7 vs. Las Vegas Raiders, Dec 08, 2022 6 vs. Dallas Cowboys, Oct 09, 2022
Receiving Yards	89 vs. Las Vegas Raiders, Dec 08, 2022 66 at Arizona Cardinals, Sep 25, 2022
Receiving Average	16.5 at Arizona Cardinals, Sep 25, 2022 12.7 vs. Las Vegas Raiders, Dec 08, 2022
Longest Receptions	35 vs. Jacksonville Jaguars, Dec 05, 2021 32 vs. Las Vegas Raiders, Dec 08, 2022 ...1 more at 32.
Receiving TDs	1 at Dallas Cowboys, Oct 29, 2023
All-Purpose Yards	89 vs. Las Vegas Raiders, Dec 08, 2022 70 vs. Detroit Lions, Oct 24, 2021
Kickoff Returns	4 vs. Detroit Lions, Oct 24, 2021
Kickoff Return Yards	70 vs. Detroit Lions, Oct 24, 2021
Longest Kickoff Return	19 vs. Detroit Lions, Oct 24, 2021 17 vs. Detroit Lions, Oct 24, 2021 ...2 more at 17.
Kickoff Return Average	17.5 vs. Detroit Lions, Oct 24, 2021
Special Teams Tackles	3 vs. Indianapolis Colts, Nov 02, 2025 3 vs. Minnesota Vikings, Sep 28, 2025 ...1 more at 3.
Most TDs	1 at New York Jets, Sep 07, 2025 1 at Dallas Cowboys, Oct 29, 2023 ...1 more at 1.
Miscellaneous Tackles	1 vs. Seattle Seahawks, Dec 04, 2022 1 vs. San Francisco 49ers, Jan 09, 2022
Longest Own Fumble Return	1 at Tampa Bay Buccaneers, Nov 06, 2022
Scrimmage Yards	89 vs. Las Vegas Raiders, Dec 08, 2022 66 at Arizona Cardinals, Sep 25, 2022

SINGLE-GAME HIGHS - POSTSEASON: RECEIVING

Receptions	2 at Cincinnati Bengals, Feb 13, 2022 1 at Detroit Lions, Jan 14, 2024
Receiving Yards	12 at Cincinnati Bengals, Feb 13, 2022 5 at Detroit Lions, Jan 14, 2024
Longest Receptions	7 at Cincinnati Bengals, Feb 13, 2022 5 at Detroit Lions, Jan 14, 2024 5 at Cincinnati Bengals, Feb 13, 2022
All-Purpose Yards	12 at Cincinnati Bengals, Feb 13, 2022 5 at Detroit Lions, Jan 14, 2024
Special Teams Tackles	2 at Tampa Bay Buccaneers, Jan 23, 2022
Miscellaneous Tackles	1 at Cincinnati Bengals, Feb 13, 2022
Scrimmage Yards	12 at Cincinnati Bengals, Feb 13, 2022 5 at Detroit Lions, Jan 14, 2024

2025 GAME-BY-GAME REGULAR-SEASON STATISTICS (STEELERS)

			RECEIVING					RUSHING						
DATE	**OPPONENT**	**P/S**	**NO.**	**YDS.**	**AVG.**	**LG**	**TD**	**NO.**	**YDS.**	**AVG.**	**LG**	**TD**	**W/L**	**SCORE**
09/07	at Jets	P	1	22	22.0	22t	1	0	0	0.0	0	0	W	34-32
09/14	Seahawks	P	0	0	0.0	0	0	0	0	0.0	0	0	L	17-31
09/21	at Patriots	S	0	0	0.0	0	0	0	0	0.0	0	0	W	21-14
09/28	Vikings	P	0	0	0.0	0	0	0	0	0.0	0	0	W	24-21
10/12	Browns	P	0	0	0.0	0	0	0	0	0.0	0	0	W	23-9
10/16	at Bengals	P	0	0	0.0	0	0	0	0	0.0	0	0	L	31-33
10/26	Packers	P	1	13	13.0	13	0	0	0	0.0	0	0	L	25-35
11/02	Colts	P	0	0	0.0	0	0	0	0	0.0	0	0	W	27-20
2025 TOTALS		**8-1**	**2**	**35**	**17.5**	**22T**	**1**	**0**	**0**	**0.0**	**0**	**0**	**5-3**	

2024 GAME-BY-GAME REGULAR-SEASON STATISTICS (STEELERS)

			RECEIVING					RUSHING						
DATE	**OPPONENT**	**P/S**	**NO.**	**YDS.**	**AVG.**	**LG**	**TD**	**NO.**	**YDS.**	**AVG.**	**LG**	**TD**	**W/L**	**SCORE**
09/08	at Falcons	P	0	0	0.0	0	0	0	0	0.0	0	0	W	18-10
09/15	at Broncos	P	0	0	0.0	0	0	0	0	0.0	0	0	W	13-6
09/22	Chargers						INJURED RESERVE						W	20-10
09/29	at Colts						INJURED RESERVE						L	24-27
10/06	Cowboys						INJURED RESERVE						L	17-20
10/13	at Raiders						INJURED RESERVE						W	32-13
10/20	Jets						INJURED RESERVE						W	37-15
10/28	Giants						INJURED RESERVE						W	26-18
11/10	at Commanders	P	0	0	0.0	0	0	0	0	0.0	0	0	W	28-27
11/17	Ravens	P	1	4	4.0	4	0	0	0	0.0	0	0	W	18-16
11/21	at Browns	S	0	0	0.0	0	0	0	0	0.0	0	0	L	19-24
12/01	at Bengals	P	1	23	23.0	23	0	0	0	0.0	0	0	W	44-38
12/08	Browns	P	0	0	0.0	0	0	0	0	0.0	0	0	W	27-14
12/15	at Eagles	P	1	17	17.0	17	0	0	0	0.0	0	0	L	13-27
12/21	at Ravens	P	2	25	12.5	17	0	0	0	0.0	0	0	L	17-34
12/25	Chiefs						ON INACTIVE LIST						L	10-29
01/04	Bengals	P	0	0	0.0	0	0	0	0	0.0	0	0	L	17-19
2024 TOTALS		**10-1**	**5**	**69**	**13.8**	**23**	**0**	**0**	**0**	**0.0**	**0**	**0**	**10-7**	

2023 GAME-BY-GAME REGULAR-SEASON STATISTICS (RAMS)

			RECEIVING					RUSHING						
DATE	OPPONENT	P/S	NO.	YDS.	AVG.	LG	TD	NO.	YDS.	AVG.	LG	TD	W/L	SCORE
09/10	at Seahawks	P	0	0	0.0	0	0	0	0	0.0	0	0	W	30-13
09/17	49ers	P	1	10	10.0	10	0	1	11	11.0	11	0	L	23-30
09/25	at Bengals	P	1	3	3.0	3	0	0	0	0.0	0	0	L	16-19
10/01	at Colts	P	0	0	0.0	0	0	0	0	0.0	0	0	W	29-23+
10/08	Eagles	P	0	0	0.0	0	0	0	0	0.0	0	0	L	14-23
10/15	Cardinals	P	0	0	0.0	0	0	0	0	0.0	0	0	W	26-9
10/22	Steelers	P	0	0	0.0	0	0	0	0	0.0	0	0	L	17-24
10/29	at Cowboys	P	1	20	20.0	20t	1	0	0	0.0	0	0	L	20-43
11/05	at Packers	P	0	0	0.0	0	0	1	-2	-2.0	-2	0	L	3-20
11/19	Seahawks	P	0	0	0.0	0	0	0	0	0.0	0	0	W	17-16
11/26	at Cardinals	P	1	-1	-1.0	-1	0	0	0	0.0	0	0	W	37-14
12/03	Browns	P	2	12	6.0	6	0	0	0	0.0	0	0	W	36-19
12/10	at Ravens	P	0	0	0.0	0	0	0	0	0.0	0	0	L	31-37+
12/17	Commanders	P	0	0	0.0	0	0	0	0	0.0	0	0	W	28-20
12/21	Saints	P	0	0	0.0	0	0	0	0	0.0	0	0	W	30-22
12/31	at Giants	P	0	0	0.0	0	0	0	0	0.0	0	0	W	26-25
01/07	at 49ers	P	2	22	11.0	17	0	0	0	0.0	0	0	W	21-20
2023 TOTALS		**17-0**	**8**	**66**	**8.3**	**20T**	**1**	**2**	**9**	**4.5**	**11**	**0**	**10-7**	

+ - Overtime

2022 GAME-BY-GAME REGULAR-SEASON STATISTICS (RAMS)

			RECEIVING					RUSHING						
DATE	OPPONENT	P/S	NO.	YDS.	AVG.	LG	TD	NO.	YDS.	AVG.	LG	TD	W/L	SCORE
09/08	Bills	S	4	25	6.3	12	0	0	0	0.0	0	0	L	10-31
09/18	Falcons	S	2	16	8.0	8	0	0	0	0.0	0	0	W	31-27
09/25	at Cardinals	S	4	66	16.5	32	0	0	0	0.0	0	0	W	20-12
10/03	at 49ers	S	2	33	16.5	17	0	0	0	0.0	0	0	L	9-24
10/09	Cowboys	S	6	41	6.8	12	0	0	0	0.0	0	0	L	10-22
10/16	Panthers	P	5	40	8.0	19	0	1	17	17.0	17t	1	W	24-10
10/30	49ers	P	1	10	10.0	10	0	0	0	0.0	0	0	L	14-31
11/06	at Buccaneers	P	0	0	0.0	0	0	0	0	0.0	0	0	L	13-16
11/13	Cardinals	S	2	14	7.0	8	0	0	0	0.0	0	0	L	17-27
11/20	at Saints	S	1	4	4.0	4	0	0	0	0.0	0	0	L	20-27
11/27	at Chiefs	S	2	5	2.5	5	0	0	0	0.0	0	0	L	10-26
12/04	Seahawks	S	2	30	15.0	22	0	0	0	0.0	0	0	L	23-27
12/08	Raiders	S	7	89	12.7	32	0	0	0	0.0	0	0	W	17-16
12/19	at Packers	S	1	3	3.0	3	0	0	0	0.0	0	0	L	12-24
12/25	Broncos						INACTIVE						W	51-14
01/01	at Chargers						INACTIVE						L	10-31
01/08	at Seahawks						ON INACTIVE LIST						L	16-19+
2022 TOTALS		**14-11**	**39**	**376**	**9.6**	**32**	**0**	**1**	**17**	**17.0**	**17T**	**1**	**5-12**	

+ - Overtime

2021 GAME-BY-GAME REGULAR-SEASON STATISTICS (RAMS)

			RECEIVING					RUSHING						
DATE	OPPONENT	P/S	NO.	YDS.	AVG.	LG	TD	NO.	YDS.	AVG.	LG	TD	W/L	SCORE
09/12	Bears						ON INACTIVE LIST						W	34-14
09/19	at Colts						ON INACTIVE LIST						W	27-24
09/26	Buccaneers	P	0	0	0.0	0	0	0	0	0.0	0	0	W	34-24
10/03	Cardinals	P	0	0	0.0	0	0	0	0	0.0	0	0	L	20-37
10/07	at Seahawks	P	0	0	0.0	0	0	0	0	0.0	0	0	W	26-17
10/17	at Giants	P	0	0	0.0	0	0	0	0	0.0	0	0	W	38-11
10/24	Lions	P	0	0	0.0	0	0	0	0	0.0	0	0	W	28-19
10/31	at Texans	P	3	30	10.0	20	0	0	0	0.0	0	0	W	38-22
11/07	Titans	P	0	0	0.0	0	0	0	0	0.0	0	0	L	16-28
11/15	at 49ers	P	1	8	8.0	8	0	0	0	0.0	0	0	L	10-31
11/28	at Packers						ON INACTIVE LIST						L	28-36
12/05	Jaguars	S	1	35	35.0	35	0	0	0	0.0	0	0	W	37-7
12/13	at Cardinals	P	0	0	0.0	0	0	0	0	0.0	0	0	W	30-23
12/21	Seahawks	P	4	42	10.5	14	0	0	0	0.0	0	0	W	20-10
12/26	at Vikings	P	0	0	0.0	0	0	0	0	0.0	0	0	W	30-23
01/02	at Ravens	P	2	18	9.0	15	0	0	0	0.0	0	0	W	20-19
01/09	49ers	P	0	0	0.0	0	0	0	0	0.0	0	0	L	24-27+
2021 TOTALS		**14-1**	**11**	**133**	**12.1**	**35**	**0**	**0**	**0**	**0.0**	**0**	**0**	**12-5**	

+ - Overtime

2024 GAME-BY-GAME POSTSEASON STATISTICS (STEELERS)

			RECEIVING					RUSHING						
DATE	OPPONENT	P/S	NO.	YDS.	AVG.	LG	TD	NO.	YDS.	AVG.	LG	TD	W/L	SCORE
01/11	at Ravens	P	0	0	0.0	0	0	0	0	0.0	0	0	L	14-28
2024 TOTALS		**1-0**	**0**	**0**	**0.0**	**0**	**0**	**0**	**0**	**0.0**	**0**	**0**	**0-1**	

2023 GAME-BY-GAME POSTSEASON STATISTICS (RAMS)

			RECEIVING					RUSHING						
DATE	OPPONENT	P/S	NO.	YDS.	AVG.	LG	TD	NO.	YDS.	AVG.	LG	TD	W/L	SCORE
01/14	at Lions	P	1	5	5.0	5	0	0	0	0.0	0	0	L	23-24
2023 TOTALS		**1-0**	**1**	**5**	**5.0**	**5**	**0**	**0**	**0**	**0.0**	**0**	**0**	**0-1**	

2021 GAME-BY-GAME POSTSEASON STATISTICS (RAMS)

			RECEIVING					RUSHING						
DATE	OPPONENT	P/S	NO.	YDS.	AVG.	LG	TD	NO.	YDS.	AVG.	LG	TD	W/L	SCORE
01/17	Cardinals	P	0	0	0.0	0	0	0	0	0.0	0	0	W	34-11
01/23	at Buccaneers	P	0	0	0.0	0	0	0	0	0.0	0	0	W	30-27
01/30	49ers	P	0	0	0.0	0	0	0	0	0.0	0	0	W	20-17
02/13	at Bengals	P	2	12	6.0	7	0	0	0	0.0	0	0	W	23-20
2021 TOTALS		**4-0**	**2**	**12**	**6.0**	**7**	**0**	**0**	**0**	**0.0**	**0**	**0**	**4-0**	



DARIUS SLAY

CB

23

HEIGHT: 6-0
WEIGHT: 190
BORN: January 1, 1991
COLLEGE: Mississippi State

HOW ACQUIRED: FA '25
NFL EXPERIENCE: 13th year
BIRTHPLACE Brunswick, GA

PRO CAREER

- Has played in 177 regular-season games (167 starts) over his 12-year NFL career (Detroit 2013-19; Phildelphia 2020-24)
- Has registered 614 tackles (512 solo), 161 passes defensed, 28 interceptions, 16 tackles for loss, five fumble recoveries, three interceptions returned for TD, two forced fumbles, one quarterback hit and 1.0 sack
- Led Philadelphia No. 1 pass defense and contributed to the Eagles owning the NFL's No. 1 total defense, en route to a Super Bowl LIX victory
- Leads all NFL players with 161 PDs since the 2013 campaign
- Six-time Pro Bowl honoree (2018, 2019, 2020, 2022, 2023, 2024)
- Named first-team All-Pro by the Associated Press in 2017
- Voted a team captain for the first time in his career in 2022, when he helped the Eagles defense make a Super Bowl LVII appearance
- Led the NFL with a career-high eight interceptions (tied) and 26 passes defensed in 2017
- Made NFL debut in Week 1 of 2013 (vs. Minnesota)
- Made NFL starting debut in Week 1 of 2013 (vs. Minnesota)

2024 (EAGLES)

- Played in 14 regular-season games (14 starts)
- Registered 49 tackles (39 solo), 13 passes defensed, one forced fumble and one fumble recovery
- Helped the Eagles lead the NFL in pass defense
- Led Philadelphia with 13 passes defensed, marking the third straight season he has recorded at least 13 passes defensed

2023 (EAGLES)

- Earned his sixth Pro Bowl nod in seven seasons, including his third in a row and fourth overall with the Eagles
- Played in 12 regular-season games (12 starts)
- Registered 57 tackles (48 solo) with a team-best 15 passes defensed and two interceptions (one returned for TD
- Recorded three passes defensed with a 70-yard interception return for TD in a 25-20 win at New England in Week 1
- The 70-yard interception return for TD was his third career interception return for TD and longest by an Eagles player since Malcolm Jenkins' 99-yard return in 2015

2022 (EAGLES)

- Voted to his fifth Pro Bowl after registering 55 tackles (40 solo), 14 passes defensed and three interceptions
- Played in 17 regular-season games (17 starts)
- Joined James Bradberry as the only cornerback tandem in the NFL to both finish the season with at least 14 passes defensed and three interceptions
- Earned NFC Defensive Player of the Week honors after leading the Eagles with a career-high five passes defensed and two interception in the 24-7 victory vs. Minnesota in Week 2
- Third Eagles player since 1999 to record at least five passes defensed and two interceptions in the same game, joining Lito Sheppard (2006) and Troy Vincent (1999)

2021 (EAGLES)

- Played in 16 regular-season games (16 starts)
- Voted to his fourth Pro Bowl after leading the NFL with a caareer-high three defensive TDs (two dumble recoveries and one interception)
- Paced the defense with five takeaways (three interceptions and two fumble recoveries and nine passes defensed (tied)
- Registered 52 tackles (40 solo) and five tackles for loss
- Joined Eric Allen in 1993 (four interception returns for TD) as the only players in franchise history to post at least three defensive TDs in a single season
- First player in team history to register at least three defensive TDs in a four-game span (first NFL player to do so since Eddie Jackson with Chicago in 2018)
- Fourth NFL player since 1999 to record 50+ yard defensive TDs in consecutive games, joining Sheldon Brown (2009), Vincent Fuller (2007) and Greg Ellis (1999)
- Named NFC Defensive Player of the Week after he registered an 83-yard fumble return for TD in the 30-13 victory at Denver in Week 10
- Tied for the seventh-longest fumble return for TD in franchise history
- Fourth Eagles player to register two fumble recoveries for TD in a single season, joining Juqua Parker (2011), Kevin Curtis (2007) and Seth Joyder (1991)
- Produced a 33-yard fumble return for TD in the 44-6 victory at Detroit in Week 8
- Recorded a career-high-tying two interceptions in the 21-18 victory at Carolina in Week 5

2020 (EAGLES)

- Played in 15 regular-season games (14 starts)
- Registered 59 tackles (53 solo), six passes defensed, two tackles for loss and one interception
- Ranked second on the Eagles in passes defensed, trailing only Rodney McLeord (seven)

2019 (LIONS)

- Played in 14 regular-season games (14 starts)
- Registered 46 tackles (36 solo), 13 passes defensed, two interceptions and one fumble recovery
- His 13 passes defensed led the Lions

2018 (LIONS)

- Played in 15 regular-season games (15 starts)
- Registered 43 tackles (40 solo), 17 passes defensed and three interceptions
- His 17 passes defensed not only led the Lions, but ranked fourth in the NFL – trailing only Kyle Fuler (21), Stephon Gilmore (20) and Kareem Jackson (18)
- His three interceptions were tied for the best on the Lions
- Named NFC Defensive Player of the Week after he recorded a 67-yard interception return for TD in the 17-3 victory at Arizona in Week 14
- First Lions defensive player in franchise history to collect three player of the Week accolades

2017 (LIONS)

- Played in 16 regular-season games (16 starts)
- Registered 60 tackles (54 solo), 26 passes defensed, eight interceptions and one fumble recovery
- His 26 passes defensed were a career-best and led the NFL
- His eight interceptions tied for the League-lead (Kevin Byard)
- First Lions player with at least eight interceptions in a single season since Willie Clay in 1995
- First Detroit cornerback with at least eight interceptions in a single season since Dick LeBeau in 1970
- Named NFC Defensive Player of the Week after he registered two interceptions in the 20-10 victory vs. Chicago in Week 11

2016 (LIONS)

- Played in 13 regular-season games (13 starts)
- Registered 44 tackles (43 solo), 1.0 sack, 13 passes defensed, two interceptions and one forced fumble
- His 13 passes defensed led the Lions
- Named NFC Defensive Player of the Week after he registered three tackles, two passes defensed, one interception and one forced fumble in the 24-23 victory vs. Philadelphia in Week 5

2015 (LIONS)

- Played in 16 regular-season games (16 starts)
- Registered 58 tackles (47 solo), 13 passes defensed and two interceptions
- His 13 passes defensed led the Lions

2014 (LIONS)

- Played in 16 regular-season games (16 starts)
- Registered 60 tackles (47 solo), 17 passes defensed and two interceptions
- His 17 passes defensed not only led the Lions, but ranked tied for sixth in the NFL – trailing only Bradley Fletcher (22), Joe Haden (20), Vontae Davis (18), Buster Skrine (18) and Xavier Rhodes (18)
- His 60 tackles were a then-career-high

2013 (LIONS)

- Played in 13 regular-season games (four starts)
- Registered 31 tackles (25 solo) and five passes defensed

TRANSACTIONS

- Signed a one-year contract with Pittsburgh on March 13, 2025
- Waived by Philadelphia on March 12, 2025
- Signed a two-year contract extension with the Eagles on March 16, 2023
- Signed a three-year contract extension with Philadelphia on March 19, 2020
- Acquired, via trade with Detroit, for the Eagles' third (85th overall) and fifth-round (166th overall) selections in the 2020 draft
- Signed a four-year contract extension with the Lions on July 29, 2016
- Signed a four-year deal with Detroit on Apr. 26, 2013
- Drafted by the Lions in the second round (36th overall) of the 2013 NFL Draft

PERSONAL

- Goes by "Slay" or "'Big Play' Slay"
- Only his grandmother has permission to call him "Darius"
- His father, Darius Sr., calls him "Junior"
- In February 2025, was given the key to Brunswick, Georgia and had a parade thrown in his honor, where Brunswick Mayor Cosby Johnson spoke on the impact that Slay has had on the community
- Born when Darius Sr. and his mother, Stephanie Lowe, were just 14 and 13 years old, respectively
- Considers his mother a 'big sister' who is one of his best friends in life as well as his idol
- His oldest son, Darion, was born when Slay was 15 years old
- Forced to grow up quickly and understood that he had to treat school more seriously
- Darion pushed Slay to become the best version of himself and also drove him toward the NFL
- Treats Darion like he is his younger brother and connects with him through football
- Married to his wife, Jennifer, who played basketball at Southwest Oklahoma State
- In 2018, opened the Big Play Slay Center of Excellence, which is an academic center in his hometown of Brunswick, Georgia

COLLEGE

- Played collegiately at Itawamba Community College (Fulton, Miss.) for two years (2009-10) and Mississippi State for two years (2011-12)
- Earned All-SEC honors as a senior at Mississippi State in 2012, when he recorded 40 tackles (26 solo) with a career-high five interceptions, including one returned for TD
- Registered 24 tackles (16 solo) and one interception returned for TD as a junior in 2011
- Named MACJC First Team All-State following his sophomore year at Itawamba in 2010, registering 32 tackles, one forced fumble and one fumble recovery
- As a freshman in 2009, produced 41 tackles, two forced fumbles and 1.0 sack en route to MACJC First Team All-State recognition

DARIUS SLAY'S NFL REGULAR SEASON DEFENSIVE STATISTICS

				TACKLES								INTERCEPTIONS					O. FUMB					ST					MISC	
DATE	TEAM	GP	GS	TK	S	A	TFL	YDS	SK	YDS	QBH	NO	YDS	LG	TD	PD	FF	FR	TD	YDS	TK	S	A	FF	FR	S	A
2013	Lions	13	4	31	25	6	0	0	0.0	0.0	0	0	0	0	0	5	0	0	0	0	3	2	1	0	0	0	0
2014	Lions	16	16	60	47	13	1	2	0.0	0.0	0	2	42	40	0	17	0	0	0	0	1	1	0	0	0	0	0
2015	Lions	16	16	58	47	11	1	2	0.0	0.0	0	2	0	0	0	13	0	0	0	0	1	1	0	0	0	0	0
2016	Lions	13	13	44	43	1	1	7	1.0	7.0	1	2	24	13	0	13	1	0	0	0	0	0	0	0	0	0	0
2017	Lions	16	16	60	54	6	1	1	0.0	0.0	0	8	73	37	0	26	0	1	0	0	0	0	0	0	0	0	0
2018	Lions	15	15	43	40	3	1	1	0.0	0.0	0	3	107	67t	1	17	0	0	0	0	0	0	0	0	0	0	0
2019	Lions	14	14	46	36	10	0	0	0.0	0.0	0	2	19	19	0	13	0	1	0	38	0	0	0	0	0	0	0
2020	Eagles	15	14	59	53	6	2	3	0.0	0.0	0	1	25	25	0	6	0	0	0	0	0	0	0	0	0	0	0
2021	Eagles	16	16	52	40	12	5	5	0.0	0.0	0	3	76	51t	1	9	0	2	2	116	0	0	0	0	0	0	0
2022	Eagles	17	17	55	40	15	0	0	0.0	0.0	0	3	17	19	0	14	0	0	0	0	0	0	0	0	0	0	0
2023	Eagles	12	12	57	48	9	1	5	0.0	0.0	0	2	86	70t	1	15	0	0	0	0	0	0	0	0	0	0	0
2024	Eagles	14	14	49	39	10	3	5	0.0	0.0	0	0	0	0	0	13	1	1	0	0	0	0	0	0	0	0	0
2025	Steelers	8	8	32	26	6	1	1	0.0	0.0	0	0	0	0	0	3	0	1	0	-6	0	0	0	0	0	0	0
NFL TOTALS		**185**	**175**	**646**	**538**	**108**	**17**	**32**	**1.0**	**7.0**	**1**	**28**	**469**	**70T**	**3**	**164**	**2**	**6**	**2**	**148**	**5**	**4**	**1**	**0**	**0**	**0**	**0**

DARIUS SLAY'S NFL POSTSEASON DEFENSIVE STATISTICS

				TACKLES								INTERCEPTIONS					O. FUMB					ST					MISC	
DATE	TEAM	GP	GS	TK	S	A	TFL	YDS	SK	YDS	QBH	NO	YDS	LG	TD	PD	FF	FR	TD	YDS	TK	S	A	FF	FR	S	A
2014	Lions	1	1	0	0	0	0	0	0.0	0.0	0	0	0	0	0	1	0	0	0	0	1	1	0	0	0	0	0
2016	Lions	1	1	2	1	1	0	0	0.0	0.0	0	0	0	0	0	0	0	0	0	0	0	0	0	0	0	0	0
2021	Eagles	1	1	5	4	1	0	0	0.0	0.0	0	0	0	0	0	1	0	0	0	0	0	0	0	0	0	0	0
2022	Eagles	3	3	12	8	4	0	0	0.0	0.0	0	0	0	0	0	1	0	0	0	0	0	0	0	0	0	0	0
2023	Eagles	1	1	6	4	2	0	0	0.0	0.0	0	0	0	0	0	0	0	0	0	0	0	0	0	0	0	0	0
2024	Eagles	4	4	14	12	2	0	0	0.0	0.0	0	1	0	0	0	5	0	0	0	0	0	0	0	0	0	0	0
NFL TOTALS		**11**	**11**	**39**	**29**	**10**	**0**	**0**	**0.0**	**0.0**	**0**	**1**	**0**	**0**	**0**	**8**	**0**	**0**	**0**	**0**	**1**	**1**	**0**	**0**	**0**	**0**	**0**

SINGLE-GAME HIGHS: DEFENSIVE

Total Tackles
11 vs. Washington Commanders, Oct 01, 2023
9 at Tampa Bay Buccaneers, Sep 29, 2024
...2 more at 9.

Solo Tackles
10 vs. Washington Commanders, Oct 01, 2023
8 at Tampa Bay Buccaneers, Sep 29, 2024
...2 more at 8.

Sacks
1.0 at Chicago Bears, Oct 02, 2016

Passes Defensed
5 vs. Minnesota Vikings, Sep 19, 2022
4 vs. Chicago Bears, Oct 18, 2015

Forced Fumbles
1 vs. Philadelphia Eagles, Oct 09, 2016

Fumble Recoveries
1 at Denver Broncos, Nov 14, 2021
1 at Detroit Lions, Oct 31, 2021
...2 more at 1.

Tackles For Loss
1 vs. Green Bay Packers, Oct 26, 2025
1 at Washington Commanders, Dec 22, 2024
...15 more at 1.

Interceptions
2 at Carolina Panthers, Oct 10, 2021
2 vs. Chicago Bears, Dec 16, 2017
...1 more at 2.

Interception Return Yards
67 at Arizona Cardinals, Dec 09, 2018
52 vs. Atlanta Falcons, Sep 24, 2017

Special Teams Tackles
1 at Chicago Bears, Jan 03, 2016
1 vs. Minnesota Vikings, Dec 14, 2014
...3 more at 1.

Longest Opp Fumble Return
83 at Denver Broncos, Nov 14, 2021
38 at Philadelphia Eagles, Sep 22, 2019

SINGLE-GAME HIGHS - POSTSEASON: DEFENSIVE

Total Tackles
5 at Tampa Bay Buccaneers, Jan 16, 2022
2 at Seattle Seahawks, Jan 07, 2017

Solo Tackles
4 at Tampa Bay Buccaneers, Jan 16, 2022
1 at Seattle Seahawks, Jan 07, 2017

Passes Defensed
1 at Tampa Bay Buccaneers, Jan 16, 2022
1 at Dallas Cowboys, Jan 04, 2015

Special Teams Tackles
1 at Dallas Cowboys, Jan 04, 2015

2025 GAME-BY-GAME REGULAR-SEASON STATISTICS (STEELERS)

			TACKLES								INTERCEPTIONS					O. FUMB					ST					MISC			
DATE	OPPONENT	P/S	TK	S	A	SK	YDS	TFL	YDS	QBH	NO	YDS	LG	TD	PD	FF	FR	TD	YDS	TK	S	A	FF	FR	S	A	W/L	SCORE
09/07	at Jets	S	5	5	0	0.0	0.0	0	0	0	0	0	0	0	0	0	0	0	0	0	0	0	0	0	0	0	W	34-32
09/14	Seahawks	S	2	2	0	0.0	0.0	0	0	0	0	0	0	0	1	0	0	0	0	0	0	0	0	0	0	0	L	17-31
09/21	at Patriots	S	3	3	0	0.0	0.0	0	0	0	0	0	0	0	1	0	1	0	-6	0	0	0	0	0	0	0	W	21-14
09/28	Vikings	S	5	4	1	0.0	0.0	0	0	0	0	0	0	0	0	0	0	0	0	0	0	0	0	0	0	0	W	24-21
10/12	Browns	S	4	3	1	0.0	0.0	0	0	0	0	0	0	0	1	0	0	0	0	0	0	0	0	0	0	0	W	23-9
10/16	at Bengals	S	4	3	1	0.0	0.0	0	0	0	0	0	0	0	0	0	0	0	0	0	0	0	0	0	0	0	L	31-33
10/26	Packers	S	4	2	2	0.0	0.0	1	1	0	0	0	0	0	0	0	0	0	0	0	0	0	0	0	0	0	L	25-35
11/02	Colts	S	5	4	1	0.0	0.0	0	0	0	0	0	0	0	0	0	0	0	0	0	0	0	0	0	0	0	W	27-20
2025 TOTALS		**8-8**	**32**	**26**	**6**	**0.0**	**0.0**	**1**	**1**	**0**	**0**	**0**	**0**	**0**	**3**	**0**	**1**	**0**	**-6**	**0**	**0**	**0**	**0**	**0**	**0**	**0**	**5-3**	

2024 GAME-BY-GAME REGULAR-SEASON STATISTICS (EAGLES)

			TACKLES								INTERCEPTIONS					O. FUMB				ST					MISC			
DATE	OPPONENT	P/S	TK	S	A	SK	YDS	TFL	YDS	QBH	NO	YDS	LG	TD	PD	FF	FR	TD	YDS	TK	S	A	FF	FR	S	A	W/L	SCORE
09/06	Packers	S	3	2	1	0.0	0.0	0	0	0	0	0	0	0	0	1	0	0	0	0	0	0	0	0	0	0	W	34-29
09/16	Falcons	S	5	3	2	0.0	0.0	0	0	0	0	0	0	0	0	0	0	0	0	0	0	0	0	0	0	0	L	21-22
09/22	at Saints	S	2	1	1	0.0	0.0	0	0	0	0	0	0	0	1	0	0	0	0	0	0	0	0	0	0	0	W	15-12
09/29	at Buccaneers	S	9	8	1	0.0	0.0	0	0	0	0	0	0	0	1	0	0	0	0	0	0	0	0	0	0	0	L	16-33
10/13	Browns	S	0	0	0	0.0	0.0	0	0	0	0	0	0	0	0	0	0	0	0	0	0	0	0	0	0	0	W	20-16
10/20	at Giants	S	4	4	0	0.0	0.0	1	1	0	0	0	0	0	2	0	0	0	0	0	0	0	0	0	0	0	W	28-3
10/27	at Bengals	S	4	4	0	0.0	0.0	0	0	0	0	0	0	0	1	0	0	0	0	0	0	0	0	0	0	0	W	37-17
11/03	Jaguars										ON INACTIVE LIST																W	28-23
11/10	at Cowboys	S	0	0	0	0.0	0.0	0	0	0	0	0	0	0	2	0	0	0	0	0	0	0	0	0	0	0	W	34-6
11/14	Commanders	S	2	2	0	0.0	0.0	1	2	0	0	0	0	0	0	0	0	0	0	0	0	0	0	0	0	0	W	26-18
11/24	at Rams	S	3	2	1	0.0	0.0	0	0	0	0	0	0	0	1	0	0	0	0	0	0	0	0	0	0	0	W	37-20
12/01	at Ravens										ON INACTIVE LIST																W	24-19
12/08	Panthers	S	6	5	1	0.0	0.0	0	0	0	0	0	0	0	2	0	0	0	0	0	0	0	0	0	0	0	W	22-16
12/15	Steelers	S	1	1	0	0.0	0.0	0	0	0	0	0	0	0	0	0	1	0	0	0	0	0	0	0	0	0	W	27-13
12/22	at Commanders	S	7	5	2	0.0	0.0	1	2	0	0	0	0	0	3	0	0	0	0	0	0	0	0	0	0	0	L	33-36
12/29	Cowboys	S	3	2	1	0.0	0.0	0	0	0	0	0	0	0	0	0	0	0	0	0	0	0	0	0	0	0	W	41-7
01/05	Giants										ON INACTIVE LIST																W	20-13
2024 TOTALS		**14-14**	**49**	**39**	**10**	**0.0**	**0.0**	**3**	**5**	**0**	**0**	**0**	**0**	**0**	**13**	**1**	**1**	**0**	**0**	**0**	**0**	**0**	**0**	**0**	**0**	**0**	**14-3**	

2023 GAME-BY-GAME REGULAR-SEASON STATISTICS (EAGLES)

			TACKLES								INTERCEPTIONS					O. FUMB				ST					MISC			
DATE	OPPONENT	P/S	TK	S	A	SK	YDS	TFL	YDS	QBH	NO	YDS	LG	TD	PD	FF	FR	TD	YDS	TK	S	A	FF	FR	S	A	W/L	SCORE
09/10	at Patriots	S	3	1	2	0.0	0.0	0	0	0	1	70	70	1	3	0	0	0	0	0	0	0	0	0	0	0	W	25-20
09/14	Vikings	S	6	5	1	0.0	0.0	0	0	0	0	0	0	0	1	0	0	0	0	0	0	0	0	0	0	0	W	34-28
09/25	at Buccaneers	S	1	1	0	0.0	0.0	0	0	0	0	0	0	0	0	0	0	0	0	0	0	0	0	0	0	0	W	25-11
10/01	Commanders	S	11	10	1	0.0	0.0	0	0	0	0	0	0	0	0	0	0	0	0	0	0	0	0	0	0	0	W	34-31+
10/08	at Rams	S	4	4	0	0.0	0.0	0	0	0	0	0	0	0	0	0	0	0	0	0	0	0	0	0	0	0	W	23-14
10/15	at Jets										ON INACTIVE LIST																L	14-20
10/22	Dolphins	S	4	4	0	0.0	0.0	1	5	0	1	16	16	0	2	0	0	0	0	0	0	0	0	0	0	0	W	31-17
10/29	at Commanders	S	3	3	0	0.0	0.0	0	0	0	0	0	0	0	1	0	0	0	0	0	0	0	0	0	0	0	W	38-31
11/05	Cowboys	S	8	5	3	0.0	0.0	0	0	0	0	0	0	0	1	0	0	0	0	0	0	0	0	0	0	0	W	28-23
11/20	at Chiefs	S	4	4	0	0.0	0.0	0	0	0	0	0	0	0	2	0	0	0	0	0	0	0	0	0	0	0	W	21-17
11/26	Bills	S	4	3	1	0.0	0.0	0	0	0	0	0	0	0	2	0	0	0	0	0	0	0	0	0	0	0	W	37-34+
12/03	49ers	S	5	5	0	0.0	0.0	0	0	0	0	0	0	0	0	0	0	0	0	0	0	0	0	0	0	0	L	19-42
12/10	at Cowboys	S	4	3	1	0.0	0.0	0	0	0	0	0	0	0	3	0	0	0	0	0	0	0	0	0	0	0	L	13-33
12/18	at Seahawks										ON INACTIVE LIST																L	17-20
12/25	Giants										ON INACTIVE LIST																W	33-25
12/31	Cardinals										ON INACTIVE LIST																L	31-35
01/07	at Giants										ON INACTIVE LIST																L	10-27
2023 TOTALS		**12-12**	**57**	**48**	**9**	**0.0**	**0.0**	**1**	**5**	**0**	**2**	**86**	**70T**	**1**	**15**	**0**	**0**	**0**	**0**	**0**	**0**	**0**	**0**	**0**	**0**	**0**	**11-6**	

+ - Overtime

2022 GAME-BY-GAME REGULAR-SEASON STATISTICS (EAGLES)

			TACKLES								INTERCEPTIONS					O. FUMB				ST					MISC			
DATE	OPPONENT	P/S	TK	S	A	SK	YDS	TFL	YDS	QBH	NO	YDS	LG	TD	PD	FF	FR	TD	YDS	TK	S	A	FF	FR	S	A	W/L	SCORE
09/11	at Lions	S	6	4	2	0.0	0.0	0	0	0	0	0	0	0	0	0	0	0	0	0	0	0	0	0	0	0	W	38-35
09/19	Vikings	S	1	1	0	0.0	0.0	0	0	0	2	19	19	0	5	0	0	0	0	0	0	0	0	0	0	0	W	24-7
09/25	at Commanders	S	1	1	0	0.0	0.0	0	0	0	0	0	0	0	0	0	0	0	0	0	0	0	0	0	0	0	W	24-8
10/02	Jaguars	S	0	0	0	0.0	0.0	0	0	0	0	0	0	0	0	0	0	0	0	0	0	0	0	0	0	0	W	29-21
10/09	at Cardinals	S	9	7	2	0.0	0.0	0	0	0	0	0	0	0	0	0	0	0	0	0	0	0	0	0	0	0	W	20-17
10/16	Cowboys	S	2	1	1	0.0	0.0	0	0	0	1	-2	-2	0	2	0	0	0	0	0	0	0	0	0	0	0	W	26-17
10/30	Steelers	S	2	1	1	0.0	0.0	0	0	0	0	0	0	0	1	0	0	0	0	0	0	0	0	0	0	0	W	35-13
11/03	at Texans	S	4	2	2	0.0	0.0	0	0	0	0	0	0	0	0	0	0	0	0	0	0	0	0	0	0	0	W	29-17
11/14	Commanders	S	4	4	0	0.0	0.0	0	0	0	0	0	0	0	1	0	0	0	0	0	0	0	0	0	0	0	L	21-32
11/20	at Colts	S	4	3	1	0.0	0.0	0	0	0	0	0	0	0	0	0	0	0	0	0	0	0	0	0	0	0	W	17-16
11/27	Packers	S	4	4	0	0.0	0.0	0	0	0	0	0	0	0	1	0	0	0	0	0	0	0	0	0	0	0	W	40-33
12/04	Titans	S	2	1	1	0.0	0.0	0	0	0	0	0	0	0	0	0	0	0	0	0	0	0	0	0	0	0	W	35-10
12/11	at Giants	S	4	2	2	0.0	0.0	0	0	0	0	0	0	0	2	0	0	0	0	0	0	0	0	0	0	0	W	48-22
12/18	at Bears	S	3	1	2	0.0	0.0	0	0	0	0	0	0	0	1	0	0	0	0	0	0	0	0	0	0	0	W	25-20
12/24	at Cowboys	S	3	2	1	0.0	0.0	0	0	0	0	0	0	0	0	0	0	0	0	0	0	0	0	0	0	0	L	34-40
01/01	Saints	S	5	5	0	0.0	0.0	0	0	0	0	0	0	0	0	0	0	0	0	0	0	0	0	0	0	0	L	10-20
01/08	Giants	S	1	1	0	0.0	0.0	0	0	0	0	0	0	0	1	0	0	0	0	0	0	0	0	0	0	0	W	22-16
2022 TOTALS		**17-17**	**55**	**40**	**15**	**0.0**	**0.0**	**0**	**0**	**0**	**3**	**17**	**19**	**0**	**14**	**0**	**0**	**0**	**0**	**0**	**0**	**0**	**0**	**0**	**0**	**0**	**14-3**	

2021 GAME-BY-GAME REGULAR-SEASON STATISTICS (EAGLES)

			TACKLES								INTERCEPTIONS					O. FUMB				ST					MISC			
DATE	OPPONENT	P/S	TK	S	A	SK	YDS	TFL	YDS	QBH	NO	YDS	LG	TD	PD	FF	FR	TD	YDS	TK	S	A	FF	FR	S	A	W/L	SCORE
09/12	at Falcons	S	6	3	3	0.0	0.0	0	0	0	0	0	0	0	1	0	0	0	0	0	0	0	0	0	0	0	W	32-6
09/19	49ers	S	3	3	0	0.0	0.0	0	0	0	0	0	0	0	0	0	0	0	0	0	0	0	0	0	0	0	L	11-17
09/27	at Cowboys	S	4	3	1	0.0	0.0	1	1	0	0	0	0	0	0	0	0	0	0	0	0	0	0	0	0	0	L	21-41
10/03	Chiefs	S	5	4	1	0.0	0.0	0	0	0	0	0	0	0	0	0	0	0	0	0	0	0	0	0	0	0	L	30-42
10/10	at Panthers	S	3	3	0	0.0	0.0	1	1	0	2	21	19	0	2	0	0	0	0	0	0	0	0	0	0	0	W	21-18
10/14	Buccaneers	S	3	2	1	0.0	0.0	0	0	0	0	4	4	0	0	0	0	0	0	0	0	0	0	0	0	0	L	22-28
10/24	at Raiders	S	5	3	2	0.0	0.0	0	0	0	0	0	0	0	0	0	0	0	0	0	0	0	0	0	0	0	L	22-33
10/31	at Lions	S	1	1	0	0.0	0.0	0	0	0	0	0	0	0	0	0	1	1	33	0	0	0	0	0	0	0	W	44-6
11/07	Chargers	S	3	3	0	0.0	0.0	0	0	0	0	0	0	0	0	0	0	0	0	0	0	0	0	0	0	0	L	24-27
11/14	at Broncos	S	5	3	2	0.0	0.0	1	2	0	0	0	0	0	0	0	1	1	83	0	0	0	0	0	0	0	W	30-13
11/21	Saints	S	1	1	0	0.0	0.0	1	1	0	1	51	51	1	2	0	0	0	0	0	0	0	0	0	0	0	W	40-29
11/28	at Giants	S	0	0	0	0.0	0.0	0	0	0	0	0	0	0	1	0	0	0	0	0	0	0	0	0	0	0	L	7-13
12/05	at Jets	S	5	4	1	0.0	0.0	0	0	0	0	0	0	0	1	0	0	0	0	0	0	0	0	0	0	0	W	33-18
12/21	Football Team	S	4	4	0	0.0	0.0	0	0	0	0	0	0	0	2	0	0	0	0	0	0	0	0	0	0	0	W	27-17
12/26	Giants	S	2	1	1	0.0	0.0	1	0	0	0	0	0	0	0	0	0	0	0	0	0	0	0	0	0	0	W	34-10
01/02	at Football Team	S	2	2	0	0.0	0.0	0	0	0	0	0	0	0	0	0	0	0	0	0	0	0	0	0	0	0	W	20-16
01/08	Cowboys										ON INACTIVE LIST																L	26-51
2021 TOTALS		**16-16**	**52**	**40**	**12**	**0.0**	**0.0**	**5**	**5**	**0**	**3**	**76**	**51T**	**1**	**9**	**0**	**2**	**2**	**116**	**0**	**0**	**0**	**0**	**0**	**0**	**0**	**9-8**	

2020 GAME-BY-GAME REGULAR-SEASON STATISTICS (EAGLES)

			TACKLES								INTERCEPTIONS					O. FUMB				ST					MISC			
DATE	OPPONENT	P/S	TK	S	A	SK	YDS	TFL	YDS	QBH	NO	YDS	LG	TD	PD	FF	FR	TD	YDS	TK	S	A	FF	FR	S	A	W/L	SCORE
09/13	at Football Team	S	3	2	1	0.0	0.0	0	0	0	0	0	0	0	0	0	0	0	0	0	0	0	0	0	0	0	L	17-27
09/20	Rams	S	5	4	1	0.0	0.0	1	1	0	0	0	0	0	0	0	0	0	0	0	0	0	0	0	0	0	L	19-37
09/27	Bengals	S	7	7	0	0.0	0.0	0	0	0	0	0	0	0	1	0	0	0	0	0	0	0	0	0	0	0	T	23-23
10/04	at 49ers	S	4	4	0	0.0	0.0	0	0	0	0	0	0	0	1	0	0	0	0	0	0	0	0	0	0	0	W	25-20
10/11	at Steelers	S	8	7	1	0.0	0.0	1	2	0	0	0	0	0	1	0	0	0	0	0	0	0	0	0	0	0	L	29-38
10/18	Ravens	S	3	3	0	0.0	0.0	0	0	0	0	0	0	0	0	0	0	0	0	0	0	0	0	0	0	0	L	28-30
10/22	Giants	S	3	3	0	0.0	0.0	0	0	0	0	0	0	0	0	0	0	0	0	0	0	0	0	0	0	0	W	22-21
11/01	Cowboys	S	2	2	0	0.0	0.0	0	0	0	0	0	0	0	0	0	0	0	0	0	0	0	0	0	0	0	W	23-9
11/15	at Giants	S	2	2	0	0.0	0.0	0	0	0	0	0	0	0	1	0	0	0	0	0	0	0	0	0	0	0	L	17-27
11/22	at Browns	P	1	1	0	0.0	0.0	0	0	0	0	0	0	0	0	0	0	0	0	0	0	0	0	0	0	0	L	17-22
11/30	Seahawks	S	9	8	1	0.0	0.0	0	0	0	0	0	0	0	0	0	0	0	0	0	0	0	0	0	0	0	L	17-23
12/06	at Packers	S	2	2	0	0.0	0.0	0	0	0	0	0	0	0	1	0	0	0	0	0	0	0	0	0	0	0	L	16-30
12/13	Saints	S	6	5	1	0.0	0.0	0	0	0	0	0	0	0	0	0	0	0	0	0	0	0	0	0	0	0	W	24-21
12/20	at Cardinals										ON INACTIVE LIST																L	26-33
12/27	at Cowboys	S	2	2	0	0.0	0.0	0	0	0	1	25	25	0	1	0	0	0	0	0	0	0	0	0	0	0	L	17-37
01/03	Football Team	S	2	1	1	0.0	0.0	0	0	0	0	0	0	0	0	0	0	0	0	0	0	0	0	0	0	0	L	14-20
2020 TOTALS		**15-14**	**59**	**53**	**6**	**0.0**	**0.0**	**2**	**3**	**0**	**1**	**25**	**25**	**0**	**6**	**0**	**0**	**0**	**0**	**0**	**0**	**0**	**0**	**0**	**0**	**0**	**4-11-1**	

2019 GAME-BY-GAME REGULAR-SEASON STATISTICS (LIONS)

			TACKLES								INTERCEPTIONS					O. FUMB				ST					MISC			
DATE	OPPONENT	P/S	TK	S	A	SK	YDS	TFL	YDS	QBH	NO	YDS	LG	TD	PD	FF	FR	TD	YDS	TK	S	A	FF	FR	S	A	W/L	SCORE
09/08	at Cardinals	S	0	0	0	0.0	0.0	0	0	0	0	0	0	0	1	0	0	0	0	0	0	0	0	0	0	0	T	27-27+
09/15	Chargers	S	6	5	1	0.0	0.0	0	0	0	1	0	0	0	2	0	0	0	0	0	0	0	0	0	0	0	W	13-10
09/22	at Eagles	S	1	1	0	0.0	0.0	0	0	0	0	0	0	0	0	0	1	0	38	0	0	0	0	0	0	0	W	27-24
09/29	Chiefs										INACTIVE																L	30-34
10/14	at Packers	S	6	4	2	0.0	0.0	0	0	0	0	0	0	0	0	0	0	0	0	0	0	0	0	0	0	0	L	22-23
10/20	Vikings	S	3	2	1	0.0	0.0	0	0	0	0	0	0	0	0	0	0	0	0	0	0	0	0	0	0	0	L	30-42
10/27	Giants										INACTIVE																W	31-26
11/03	at Raiders	S	3	2	1	0.0	0.0	0	0	0	0	0	0	0	0	0	0	0	0	0	0	0	0	0	0	0	L	24-31
11/10	at Bears	S	4	2	2	0.0	0.0	0	0	0	0	0	0	0	0	0	0	0	0	0	0	0	0	0	0	0	L	13-20
11/17	Cowboys	S	3	3	0	0.0	0.0	0	0	0	0	0	0	0	3	0	0	0	0	0	0	0	0	0	0	0	L	27-35
11/24	at Redskins	S	3	3	0	0.0	0.0	0	0	0	0	0	0	0	2	0	0	0	0	0	0	0	0	0	0	0	L	16-19
11/28	Bears	S	2	1	1	0.0	0.0	0	0	0	1	19	19	0	1	0	0	0	0	0	0	0	0	0	0	0	L	20-24
12/08	at Vikings	S	4	4	0	0.0	0.0	0	0	0	0	0	0	0	1	0	0	0	0	0	0	0	0	0	0	0	L	7-20
12/15	Buccaneers	S	3	2	1	0.0	0.0	0	0	0	0	0	0	0	0	0	0	0	0	0	0	0	0	0	0	0	L	17-38
12/22	at Broncos	S	5	4	1	0.0	0.0	0	0	0	0	0	0	0	2	0	0	0	0	0	0	0	0	0	0	0	L	17-27
12/29	Packers	S	3	3	0	0.0	0.0	0	0	0	0	0	0	0	1	0	0	0	0	0	0	0	0	0	0	0	L	20-23
2019 TOTALS		**14-14**	**46**	**36**	**10**	**0.0**	**0.0**	**0**	**0**	**0**	**2**	**19**	**19**	**0**	**13**	**0**	**1**	**0**	**38**	**0**	**0**	**0**	**0**	**0**	**0**	**0**	**3-12-1**	

+ - Overtime

2018 GAME-BY-GAME REGULAR-SEASON STATISTICS (LIONS)

			TACKLES								INTERCEPTIONS					O. FUMB				ST					MISC			
DATE	OPPONENT	P/S	TK	S	A	SK	YDS	TFL	YDS	QBH	NO	YDS	LG	TD	PD	FF	FR	TD	YDS	TK	S	A	FF	FR	S	A	W/L	SCORE
09/10	Jets	S	1	1	0	0.0	0.0	0	0	0	0	0	0	0	0	0	0	0	0	0	0	0	0	0	0	0	L	17-48
09/16	at 49ers	S	5	5	0	0.0	0.0	0	0	0	0	0	0	0	0	0	0	0	0	0	0	0	0	0	0	0	L	27-30
09/23	Patriots	S	0	0	0	0.0	0.0	0	0	0	1	19	19	0	1	0	0	0	0	0	0	0	0	0	0	0	W	26-10
09/30	at Cowboys	S	3	3	0	0.0	0.0	0	0	0	0	0	0	0	3	0	0	0	0	0	0	0	0	0	0	0	L	24-26
10/07	Packers	S	5	5	0	0.0	0.0	0	0	0	0	0	0	0	0	0	0	0	0	0	0	0	0	0	0	0	W	31-23
10/21	at Dolphins	S	2	2	0	0.0	0.0	0	0	0	0	0	0	0	1	0	0	0	0	0	0	0	0	0	0	0	W	32-21
10/28	Seahawks	S	3	3	0	0.0	0.0	0	0	0	0	0	0	0	0	0	0	0	0	0	0	0	0	0	0	0	L	14-28
11/04	at Vikings	S	3	3	0	0.0	0.0	0	0	0	1	21	21	0	2	0	0	0	0	0	0	0	0	0	0	0	L	9-24
11/11	at Bears												INACTIVE														L	22-34
11/18	Panthers	S	4	3	1	0.0	0.0	0	0	0	0	0	0	0	2	0	0	0	0	0	0	0	0	0	0	0	W	20-19
11/22	Bears	S	4	4	0	0.0	0.0	0	0	0	0	0	0	0	0	0	0	0	0	0	0	0	0	0	0	0	L	16-23
12/02	Rams	S	3	3	0	0.0	0.0	0	0	0	0	0	0	0	0	0	0	0	0	0	0	0	0	0	0	0	L	16-30
12/09	at Cardinals	S	3	2	1	0.0	0.0	0	0	0	1	67	67	1	3	0	0	0	0	0	0	0	0	0	0	0	W	17-3
12/16	at Bills	S	1	1	0	0.0	0.0	0	0	0	0	0	0	0	3	0	0	0	0	0	0	0	0	0	0	0	L	13-14
12/23	Vikings	S	4	3	1	0.0	0.0	1	1	0	0	0	0	0	0	0	0	0	0	0	0	0	0	0	0	0	L	9-27
12/30	at Packers	S	2	2	0	0.0	0.0	0	0	0	0	0	0	0	2	0	0	0	0	0	0	0	0	0	0	0	W	31-0
2018 TOTALS		**15-15**	**43**	**40**	**3**	**0.0**	**0.0**	**1**	**1**	**0**	**3**	**107**	**67T**	**1**	**17**	**0**	**0**	**0**	**0**	**0**	**0**	**0**	**0**	**0**	**0**	**0**	**6-10**	

2017 GAME-BY-GAME REGULAR-SEASON STATISTICS (LIONS)

			TACKLES								INTERCEPTIONS					O. FUMB				ST					MISC			
DATE	OPPONENT	P/S	TK	S	A	SK	YDS	TFL	YDS	QBH	NO	YDS	LG	TD	PD	FF	FR	TD	YDS	TK	S	A	FF	FR	S	A	W/L	SCORE
09/10	Cardinals	S	1	1	0	0.0	0.0	0	0	0	0	0	0	0	1	0	0	0	0	0	0	0	0	0	0	0	W	35-23
09/18	at Giants	S	8	6	2	0.0	0.0	1	1	0	0	0	0	0	2	0	0	0	0	0	0	0	0	0	0	0	W	24-10
09/24	Falcons	S	5	5	0	0.0	0.0	0	0	0	2	52	37	0	3	0	0	0	0	0	0	0	0	0	0	0	L	26-30
10/01	at Vikings	S	1	1	0	0.0	0.0	0	0	0	0	0	0	0	1	0	0	0	0	0	0	0	0	0	0	0	W	14-7
10/08	Panthers	S	6	5	1	0.0	0.0	0	0	0	0	0	0	0	0	0	0	0	0	0	0	0	0	0	0	0	L	24-27
10/15	at Saints	S	3	3	0	0.0	0.0	0	0	0	1	0	0	0	1	0	0	0	0	0	0	0	0	0	0	0	L	38-52
10/29	Steelers	S	2	2	0	0.0	0.0	0	0	0	0	0	0	0	1	0	0	0	0	0	0	0	0	0	0	0	L	15-20
11/06	at Packers	S	1	1	0	0.0	0.0	0	0	0	0	0	0	0	1	0	0	0	0	0	0	0	0	0	0	0	W	30-17
11/12	Browns	S	5	5	0	0.0	0.0	0	0	0	1	0	0	0	3	0	0	0	0	0	0	0	0	0	0	0	W	38-24
11/19	at Bears	S	3	3	0	0.0	0.0	0	0	0	0	0	0	0	2	0	0	0	0	0	0	0	0	0	0	0	W	27-24
11/23	Vikings	S	3	3	0	0.0	0.0	0	0	0	0	0	0	0	0	0	0	0	0	0	0	0	0	0	0	0	L	23-30
12/03	at Ravens	S	3	1	2	0.0	0.0	0	0	0	0	0	0	0	0	0	0	0	0	0	0	0	0	0	0	0	L	20-44
12/10	at Buccaneers	S	6	5	1	0.0	0.0	0	0	0	1	2	2	0	2	0	1	0	0	0	0	0	0	0	0	0	W	24-21
12/16	Bears	S	5	5	0	0.0	0.0	0	0	0	2	19	19	0	3	0	0	0	0	0	0	0	0	0	0	0	W	20-10
12/24	at Bengals	S	7	7	0	0.0	0.0	0	0	0	0	0	0	0	3	0	0	0	0	0	0	0	0	0	0	0	L	17-26
12/31	Packers	S	1	1	0	0.0	0.0	0	0	0	1	0	0	0	3	0	0	0	0	0	0	0	0	0	0	0	W	35-11
2017 TOTALS		**16-16**	**60**	**54**	**6**	**0.0**	**0.0**	**1**	**1**	**0**	**8**	**73**	**37**	**0**	**26**	**0**	**1**	**0**	**0**	**0**	**0**	**0**	**0**	**0**	**0**	**0**	**9-7**	

2016 GAME-BY-GAME REGULAR-SEASON STATISTICS (LIONS)

			TACKLES								INTERCEPTIONS					O. FUMB				ST					MISC			
DATE	OPPONENT	P/S	TK	S	A	SK	YDS	TFL	YDS	QBH	NO	YDS	LG	TD	PD	FF	FR	TD	YDS	TK	S	A	FF	FR	S	A	W/L	SCORE
09/11	at Colts	S	4	4	0	0.0	0.0	0	0	0	0	0	0	0	0	0	0	0	0	0	0	0	0	0	0	0	W	39-35
09/18	Titans	S	3	3	0	0.0	0.0	0	0	0	0	0	0	0	1	0	0	0	0	0	0	0	0	0	0	0	L	15-16
09/25	at Packers	S	4	4	0	0.0	0.0	0	0	0	0	0	0	0	0	0	0	0	0	0	0	0	0	0	0	0	L	27-34
10/02	at Bears	S	4	4	0	1.0	7.0	1	7	1	0	0	0	0	3	0	0	0	0	0	0	0	0	0	0	0	L	14-17
10/09	Eagles	S	3	3	0	0.0	0.0	0	0	0	1	11	11	0	2	1	0	0	0	0	0	0	0	0	0	0	W	24-23
10/16	Rams	S	2	2	0	0.0	0.0	0	0	0	0	0	0	0	1	0	0	0	0	0	0	0	0	0	0	0	W	31-28
10/23	Redskins	S	2	2	0	0.0	0.0	0	0	0	0	0	0	0	1	0	0	0	0	0	0	0	0	0	0	0	W	20-17
10/30	at Texans												ON INACTIVE LIST														L	13-20
11/06	at Vikings												ON INACTIVE LIST														W	22-16+
11/20	Jaguars	S	3	3	0	0.0	0.0	0	0	0	0	0	0	0	1	0	0	0	0	0	0	0	0	0	0	0	W	26-19
11/24	Vikings	S	4	4	0	0.0	0.0	0	0	0	1	13	13	0	1	0	0	0	0	0	0	0	0	0	0	0	W	16-13
12/04	at Saints	S	3	3	0	0.0	0.0	0	0	0	0	0	0	0	1	0	0	0	0	0	0	0	0	0	0	0	W	28-13
12/11	Bears	S	3	2	1	0.0	0.0	0	0	0	0	0	0	0	2	0	0	0	0	0	0	0	0	0	0	0	W	20-17
12/18	at Giants	S	1	1	0	0.0	0.0	0	0	0	0	0	0	0	0	0	0	0	0	0	0	0	0	0	0	0	L	6-17
12/26	at Cowboys												ON INACTIVE LIST														L	21-42
01/01	Packers	S	8	8	0	0.0	0.0	0	0	0	0	0	0	0	0	0	0	0	0	0	0	0	0	0	0	0	L	24-31
2016 TOTALS		**13-13**	**44**	**43**	**1**	**1.0**	**7.0**	**1**	**7**	**1**	**2**	**24**	**13**	**0**	**13**	**1**	**0**	**0**	**0**	**0**	**0**	**0**	**0**	**0**	**0**	**0**	**9-7**	

+ - Overtime

2015 GAME-BY-GAME REGULAR-SEASON STATISTICS (LIONS)

			TACKLES								INTERCEPTIONS					O. FUMB				ST					MISC			
DATE	OPPONENT	P/S	TK	S	A	SK	YDS	TFL	YDS	QBH	NO	YDS	LG	TD	PD	FF	FR	TD	YDS	TK	S	A	FF	FR	S	A	W/L	SCORE
09/13	at Chargers	S	5	3	2	0.0	0.0	0	0	0	1	0	0	0	1	0	0	0	0	0	0	0	0	0	0	0	L	28-33
09/20	at Vikings	S	5	4	1	0.0	0.0	0	0	0	0	0	0	0	0	0	0	0	0	0	0	0	0	0	0	0	L	16-26
09/27	Broncos	S	5	4	1	0.0	0.0	0	0	0	0	0	0	0	0	0	0	0	0	0	0	0	0	0	0	0	L	12-24
10/05	at Seahawks	S	4	1	3	0.0	0.0	0	0	0	0	0	0	0	0	0	0	0	0	0	0	0	0	0	0	0	L	10-13
10/11	Cardinals	S	2	2	0	0.0	0.0	0	0	0	0	0	0	0	1	0	0	0	0	0	0	0	0	0	0	0	L	17-42
10/18	Bears	S	6	6	0	0.0	0.0	0	0	0	0	0	0	0	4	0	0	0	0	0	0	0	0	0	0	0	W	37-34+
10/25	Vikings	S	4	4	0	0.0	0.0	0	0	0	0	0	0	0	1	0	0	0	0	0	0	0	0	0	0	0	L	19-28
11/01	at Chiefs	S	2	1	1	0.0	0.0	0	0	0	0	0	0	0	2	0	0	0	0	0	0	0	0	0	0	0	L	10-45
11/15	at Packers	S	0	0	0	0.0	0.0	0	0	0	0	0	0	0	0	0	0	0	0	0	0	0	0	0	0	0	W	18-16
11/22	Raiders	S	2	2	0	0.0	0.0	0	0	0	0	0	0	0	0	0	0	0	0	0	0	0	0	0	0	0	W	18-13
11/26	Eagles	S	3	1	2	0.0	0.0	0	0	0	0	0	0	0	1	0	0	0	0	0	0	0	0	0	0	0	W	45-14
12/03	Packers	S	2	2	0	0.0	0.0	1	2	0	0	0	0	0	0	0	0	0	0	0	0	0	0	0	0	0	L	23-27
12/13	at Rams	S	2	2	0	0.0	0.0	0	0	0	1	0	0	0	1	0	0	0	0	0	0	0	0	0	0	0	L	14-21
12/21	at Saints	S	7	6	1	0.0	0.0	0	0	0	0	0	0	0	2	0	0	0	0	0	0	0	0	0	0	0	W	35-27
12/27	49ers	S	6	6	0	0.0	0.0	0	0	0	0	0	0	0	0	0	0	0	0	0	0	0	0	0	0	0	W	32-17
01/03	at Bears	S	3	3	0	0.0	0.0	0	0	0	0	0	0	0	0	0	0	0	0	1	1	0	0	0	0	0	W	24-20
2015 TOTALS		**16-16**	**58**	**47**	**11**	**0.0**	**0.0**	**1**	**2**	**0**	**2**	**0**	**0**	**0**	**13**	**0**	**0**	**0**	**0**	**1**	**1**	**0**	**0**	**0**	**0**	**0**	**7-9**	

+ - Overtime

2014 GAME-BY-GAME REGULAR-SEASON STATISTICS (LIONS)

			TACKLES								INTERCEPTIONS					O. FUMB				ST					MISC			
DATE	OPPONENT	P/S	TK	S	A	SK	YDS	TFL	YDS	QBH	NO	YDS	LG	TD	PD	FF	FR	TD	YDS	TK	S	A	FF	FR	S	A	W/L	SCORE
09/08	Giants	S	3	3	0	0.0	0.0	0	0	0	0	0	0	0	3	0	0	0	0	0	0	0	0	0	0	0	W	35-14
09/14	at Panthers	S	4	3	1	0.0	0.0	0	0	0	0	0	0	0	0	0	0	0	0	0	0	0	0	0	0	0	L	7-24
09/21	Packers	S	6	4	2	0.0	0.0	0	0	0	0	0	0	0	1	0	0	0	0	0	0	0	0	0	0	0	W	19-7
09/28	at Jets	S	5	3	2	0.0	0.0	0	0	0	1	40	40	0	1	0	0	0	0	0	0	0	0	0	0	0	W	24-17
10/05	Bills	S	5	5	0	0.0	0.0	0	0	0	0	0	0	0	1	0	0	0	0	0	0	0	0	0	0	0	L	14-17
10/12	at Vikings	S	2	2	0	0.0	0.0	0	0	0	0	0	0	0	0	0	0	0	0	0	0	0	0	0	0	0	W	17-3
10/19	Saints	S	6	5	1	0.0	0.0	0	0	0	0	0	0	0	2	0	0	0	0	0	0	0	0	0	0	0	W	24-23
10/26	at Falcons	S	1	1	0	0.0	0.0	0	0	0	0	0	0	0	0	0	0	0	0	0	0	0	0	0	0	0	W	22-21
11/09	Dolphins	S	6	3	3	0.0	0.0	0	0	0	0	0	0	0	0	0	0	0	0	0	0	0	0	0	0	0	W	20-16
11/16	at Cardinals	S	0	0	0	0.0	0.0	0	0	0	0	0	0	0	1	0	0	0	0	0	0	0	0	0	0	0	L	6-14
11/23	at Patriots	S	1	0	1	0.0	0.0	0	0	0	0	0	0	0	0	0	0	0	0	0	0	0	0	0	0	0	L	9-34
11/27	Bears	S	8	6	2	0.0	0.0	0	0	0	0	0	0	0	3	0	0	0	0	0	0	0	0	0	0	0	W	34-17
12/07	Buccaneers	S	4	4	0	0.0	0.0	1	2	0	0	0	0	0	1	0	0	0	0	0	0	0	0	0	0	0	W	34-17
12/14	Vikings	S	4	4	0	0.0	0.0	0	0	0	1	2	2	0	2	0	0	0	0	1	1	0	0	0	0	0	W	16-14
12/21	at Bears	S	4	3	1	0.0	0.0	0	0	0	0	0	0	0	2	0	0	0	0	0	0	0	0	0	0	0	W	20-14
12/28	at Packers	S	1	1	0	0.0	0.0	0	0	0	0	0	0	0	0	0	0	0	0	0	0	0	0	0	0	0	L	20-30
2014 TOTALS		**16-16**	**60**	**47**	**13**	**0.0**	**0.0**	**1**	**2**	**0**	**2**	**42**	**40**	**0**	**17**	**0**	**0**	**0**	**0**	**1**	**1**	**0**	**0**	**0**	**0**	**0**	**11-5**	

2013 GAME-BY-GAME REGULAR-SEASON STATISTICS (LIONS)

			TACKLES								INTERCEPTIONS					O. FUMB				ST					MISC			
DATE	OPPONENT	P/S	TK	S	A	SK	YDS	TFL	YDS	QBH	NO	YDS	LG	TD	PD	FF	FR	TD	YDS	TK	S	A	FF	FR	S	A	W/L	SCORE
09/08	Vikings	S	4	4	0	0.0	0.0	0	0	0	0	0	0	0	1	0	0	0	0	0	0	0	0	0	0	0	W	34-24
09/15	at Cardinals	S	0	0	0	0.0	0.0	0	0	0	0	0	0	0	0	0	0	0	0	0	0	0	0	0	0	0	L	21-25
09/22	at Redskins	P	0	0	0	0.0	0.0	0	0	0	0	0	0	0	0	0	0	0	0	0	0	0	0	0	0	0	W	27-20
09/29	Bears	P	7	6	1	0.0	0.0	0	0	0	0	0	0	0	1	0	0	0	0	0	0	0	0	0	0	0	W	40-32
10/06	at Packers	P	0	0	0	0.0	0.0	0	0	0	0	0	0	0	0	0	0	0	0	0	0	0	0	0	0	0	L	9-22
10/13	at Browns	P	4	2	2	0.0	0.0	0	0	0	0	0	0	0	0	0	0	0	0	1	1	0	0	0	0	0	W	31-17
10/20	Bengals	P	5	4	1	0.0	0.0	0	0	0	0	0	0	0	0	0	0	0	0	0	0	0	0	0	0	0	L	24-27
10/27	Cowboys	P	1	1	0	0.0	0.0	0	0	0	0	0	0	0	0	0	0	0	0	1	1	0	0	0	0	0	W	31-30
11/10	at Bears	P	2	2	0	0.0	0.0	0	0	0	0	0	0	0	0	0	0	0	0	0	0	0	0	0	0	0	W	21-19
11/17	at Steelers	P	1	0	1	0.0	0.0	0	0	0	0	0	0	0	0	0	0	0	0	0	0	0	0	0	0	0	L	27-37
11/24	Buccaneers	P	1	0	1	0.0	0.0	0	0	0	0	0	0	0	0	0	0	0	0	1	0	1	0	0	0	0	L	21-24
11/28	Packers	S	2	2	0	0.0	0.0	0	0	0	0	0	0	0	2	0	0	0	0	0	0	0	0	0	0	0	W	40-10
12/08	at Eagles										ON INACTIVE LIST																L	20-34
12/16	Ravens										ON INACTIVE LIST																L	16-18
12/22	Giants										ON INACTIVE LIST																L	20-23+
12/29	at Vikings	S	4	4	0	0.0	0.0	0	0	0	0	0	0	0	1	0	0	0	0	0	0	0	0	0	0	0	L	13-14
2013 TOTALS		**13-4**	**31**	**25**	**6**	**0.0**	**0.0**	**0**	**0**	**0**	**0**	**0**	**0**	**0**	**5**	**0**	**0**	**0**	**0**	**3**	**2**	**1**	**0**	**0**	**0**	**0**	**7-9**	

+ - Overtime

2024 GAME-BY-GAME POSTSEASON STATISTICS (EAGLES)

			TACKLES								INTERCEPTIONS					O. FUMB				ST					MISC			
DATE	OPPONENT	P/S	TK	S	A	SK	YDS	TFL	YDS	QBH	NO	YDS	LG	TD	PD	FF	FR	TD	YDS	TK	S	A	FF	FR	S	A	W/L	SCORE
01/12	Packers	S	3	2	1	0.0	0.0	0	0	0	1	0	0	0	1	0	0	0	0	0	0	0	0	0	0	0	W	22-10
01/19	Rams	S	6	5	1	0.0	0.0	0	0	0	0	0	0	0	3	0	0	0	0	0	0	0	0	0	0	0	W	28-22
01/26	Commanders	S	3	3	0	0.0	0.0	0	0	0	0	0	0	0	1	0	0	0	0	0	0	0	0	0	0	0	W	55-23
02/09	Chiefs	S	2	2	0	0.0	0.0	0	0	0	0	0	0	0	0	0	0	0	0	0	0	0	0	0	0	0	W	40-22
2024 TOTALS		**4-4**	**14**	**12**	**2**	**0.0**	**0.0**	**0**	**0**	**0**	**1**	**0**	**0**	**0**	**5**	**0**	**0**	**0**	**0**	**0**	**0**	**0**	**0**	**0**	**0**	**0**	**4-0**	

2023 GAME-BY-GAME POSTSEASON STATISTICS (EAGLES)

			TACKLES								INTERCEPTIONS					O. FUMB				ST					MISC			
DATE	OPPONENT	P/S	TK	S	A	SK	YDS	TFL	YDS	QBH	NO	YDS	LG	TD	PD	FF	FR	TD	YDS	TK	S	A	FF	FR	S	A	W/L	SCORE
01/15	at Buccaneers	S	6	4	2	0.0	0.0	0	0	0	0	0	0	0	0	0	0	0	0	0	0	0	0	0	0	0	L	9-32
2023 TOTALS		**1-1**	**6**	**4**	**2**	**0.0**	**0.0**	**0**	**0**	**0**	**0**	**0**	**0**	**0**	**0**	**0**	**0**	**0**	**0**	**0**	**0**	**0**	**0**	**0**	**0**	**0**	**0-1**	

2022 GAME-BY-GAME POSTSEASON STATISTICS (EAGLES)

			TACKLES								INTERCEPTIONS					O. FUMB				ST					MISC			
DATE	OPPONENT	P/S	TK	S	A	SK	YDS	TFL	YDS	QBH	NO	YDS	LG	TD	PD	FF	FR	TD	YDS	TK	S	A	FF	FR	S	A	W/L	SCORE
01/21	Giants	S	5	4	1	0.0	0.0	0	0	0	0	0	0	0	1	0	0	0	0	0	0	0	0	0	0	0	W	38-7
01/29	49ers	S	3	0	3	0.0	0.0	0	0	0	0	0	0	0	0	0	0	0	0	0	0	0	0	0	0	0	W	31-7
02/12	Chiefs	S	4	4	0	0.0	0.0	0	0	0	0	0	0	0	0	0	0	0	0	0	0	0	0	0	0	0	L	35-38
2022 TOTALS		**3-3**	**12**	**8**	**4**	**0.0**	**0.0**	**0**	**0**	**0**	**0**	**0**	**0**	**0**	**1**	**0**	**0**	**0**	**0**	**0**	**0**	**0**	**0**	**0**	**0**	**0**	**2-1**	

2021 GAME-BY-GAME POSTSEASON STATISTICS (EAGLES)

			TACKLES								INTERCEPTIONS					O. FUMB				ST					MISC			
DATE	OPPONENT	P/S	TK	S	A	SK	YDS	TFL	YDS	QBH	NO	YDS	LG	TD	PD	FF	FR	TD	YDS	TK	S	A	FF	FR	S	A	W/L	SCORE
01/16	at Buccaneers	S	5	4	1	0.0	0.0	0	0	0	0	0	0	0	1	0	0	0	0	0	0	0	0	0	0	0	L	15-31
2021 TOTALS		**1-1**	**5**	**4**	**1**	**0.0**	**0.0**	**0**	**0**	**0**	**0**	**0**	**0**	**0**	**1**	**0**	**0**	**0**	**0**	**0**	**0**	**0**	**0**	**0**	**0**	**0**	**0-1**	

2016 GAME-BY-GAME POSTSEASON STATISTICS (LIONS)

			TACKLES								INTERCEPTIONS					O. FUMB				ST					MISC			
DATE	OPPONENT	P/S	TK	S	A	SK	YDS	TFL	YDS	QBH	NO	YDS	LG	TD	PD	FF	FR	TD	YDS	TK	S	A	FF	FR	S	A	W/L	SCORE
01/07	at Seahawks	S	2	1	1	0.0	0.0	0	0	0	0	0	0	0	0	0	0	0	0	0	0	0	0	0	0	0	L	6-26
2016 TOTALS		**1-1**	**2**	**1**	**1**	**0.0**	**0.0**	**0**	**0**	**0**	**0**	**0**	**0**	**0**	**0**	**0**	**0**	**0**	**0**	**0**	**0**	**0**	**0**	**0**	**0**	**0**	**0-1**	

2014 GAME-BY-GAME POSTSEASON STATISTICS (LIONS)

			TACKLES								INTERCEPTIONS					O. FUMB				ST					MISC			
DATE	OPPONENT	P/S	TK	S	A	SK	YDS	TFL	YDS	QBH	NO	YDS	LG	TD	PD	FF	FR	TD	YDS	TK	S	A	FF	FR	S	A	W/L	SCORE
01/04	at Cowboys	S	0	0	0	0.0	0.0	0	0	0	0	0	0	0	1	0	0	0	0	1	1	0	0	0	0	0	L	20-24
2014 TOTALS		**1-1**	**0**	**0**	**0**	**0.0**	**0.0**	**0**	**0**	**0**	**0**	**0**	**0**	**0**	**1**	**0**	**0**	**0**	**0**	**1**	**1**	**0**	**0**	**0**	**0**	**0**	**0-1**	



JONNU SMITH

TE

81

HEIGHT: 6-3
WEIGHT: 248
BORN: August 22, 1995
COLLEGE: FIU

HOW ACQUIRED: TR '25 (MIA)
NFL EXPERIENCE: 9th year
BIRTHPLACE Ocala, FL

PRO CAREER

- Has played in 124 career regular-season games (84 starts) in nine-year NFL career (Tennessee 2017-20; New England 2021-22; Atlanta 2023; Miami 2024)
- Pro Bowl selection in 2024
- Has caught 307 passes for 3,307 yards and 28 TDs
- Rushed for 126 yards on 19 carries (6.6 avg.) and one TD
- Returned three kickoffs for 47 yards (15.7 avg.)
- Has played in seven postseason games (six starts), including five with Tennessee and one with New England
- His 88 receptions, 884 receiving yards and eight receiving TDs in 2024 were the most by a Dolphins tight end in a single season
- His 884 receiving yards in 2024 were the fourth-most in the League by a tight end
- Made NFL debut in Week 1 of 2017 (vs. Oakland)
- Made NFL starting debut in Week 1 of 2017 (vs. Oakland)

2024 (DOLPHINS)

- Played in 17 regular-season games (six starts)
- Caught 88 passes for 884 yards (10.0 avg.) and eight TDs
- His 88 receptions, 884 receiving yards and eight receiving TDs in 2024 were the most by a Dolphins tight end in a single season
- His 884 receiving yards in 2024 were the fourth-most in the League by a tight end
- Broke the franchise record for single-season receptions and receiving yards by a tight end, which had stood for 20 years (Randy McMichael, 73 receptions for 791 yards in 2004)
- Broke the franchise record for single-season receiving TDs by a tight end, which was held by Anthony Fasano (seven in 2008) and Keith Jackson (seven in 1994)
- Caught seven passes for 96 yards (13.7 avg.) and one TD in Week 7 at Indianapolis
- Recorded six receptions for 101 yards and two TDs in Week 11 vs. Las Vegas
- Became the first Dolphins tight end since the 1970 merger to have 100+ receiving yards and two receiving TDs in a game
- Caught nine passes for 87 yards (9.7 avg.) and one TD in Week 12 vs. New England
- Registered 10 catches for 113 yards (11.3 avg.) in Week 13 at Green Bay

2023 (FALCONS)

- Played in 17 regular-season games (six starts)
- Caught 50 passes for 582 yards (11.6 avg.) and three TDs

2022 (PATRIOTS)

- Played in 14 regular-season games (eight starts)
- Caught 27 passes for 245 yards (9.1 avg.)

2021 (PATRIOTS)

- Played in 16 regular-season games (11 starts)
- Caught 28 passes for 294 yards (10.5 avg.) and one TD

2020 (TITANS)

- Played in 15 regular-season games (14 starts)
- Caught 41 passes for 448 yards (10.9 avg.) and eight TDs
- Registered four catches for 84 yards (21.0 avg.) and two TDs in Week 2 vs. Jacksonville
- Recorded five catches for 40 yards (8.0 avg.) and two TDs in Week 5 vs. Buffalo

2019 (TITANS)

- Played in 16 regular-season games (14 starts)
- Caught 35 passes for 439 yards (12.5 avg.) and three TDs
- Registered two catches for 12 yards (6.0 avg.) and one TD in the Divisional Round at Baltimore

2018 (TITANS)

- Played in 13 regular-season games (12 starts)
- Caught 20 passes for 258 yards (12.9 avg.) and three TDs

2017 (TITANS)

- Played in 16 regular-season games (13 starts)
- Caught 18 passes for 157 yards (12.9 avg.) and two TDs

TRANSACTIONS

- Traded, along with Jalen Ramsey and seventh-round pick in the 2027 NFL Draft, to Pittsburgh for Minkah Fitzpatrick and fifth-round pick in the 2027 NFL Draft
- Signed a two-year contract with Miami on March 7, 2024
- Released by Atlanta on Feb. 27, 2024
- Traded to the Falcons for a seventh-round pick in the 2023 NFL Draft (#245 Isaiah Bolden)
- Signed a four-year contract with New England on March 15, 2021
- Signed a four-year contract with Tennessee on May 17, 2017
- Drafted by the Titans in the third round (100th overall) of the 2017 NFL Draft

PERSONAL

- Attended West Port H.S. (Ocala, Fla.), where he was named 2012 Ocala Star Banner All-County First Team and 2012 Florida Athletic Coaches Association All-District 7 Football Team
- Rated the No. 75 tight end nationally from 247Sports
- Registered a team-leading 34 catches for 517 yards and two TDs touchdowns as a senior in 2012
- Competed in weightlifting, finishing second in the county in the 219-pound weight class
- Began playing football at age five
- Played Pop Warner football for the Northwest Raiders, growing up in Philadelphia

COLLEGE

- Played four seasons as a tight end at FIU (2013-16), where he finished his career ranked first among tight ends in program history with 178 receptions and 2,001 yards receiving
- Ranked third in school history in career TD receptions (18), fourth in career receptions and fifth in career receiving yards
- Started 43 career games for the Panthers
- Played 11 games (11 starts) as a senior in 2016
- Named second-team, All-C-USA honoree
- Caught 42 passes for 506 yards and four TDs
- Fifth player in FIU history to register over 2,000 yards receiving during a career
- Averaged 12.0 yards/reception and 46.0 yards/game
- Finished his career registering at least one reception in every game he played (43-straight – second-most in school history)

JONNU SMITH'S NFL REGULAR SEASON RUSHING/RECEIVING STATISTICS

				RECEIVING					RUSHING				
DATE	TEAM	GP	GS	NO.	YDS.	AVG.	LG	TD	NO.	YDS.	AVG.	LG	TD
2017	Titans	16	13	18	157	8.7	32t	2	0	0	0.0	0	0
2018	Titans	13	12	20	258	12.9	61t	3	0	0	0.0	0	0
2019	Titans	16	14	35	439	12.5	57	3	4	78	19.5	57	0
2020	Titans	15	14	41	448	10.9	63	8	2	4	2.0	3	1
2021	Patriots	16	11	28	294	10.5	28	1	9	40	4.4	9	0
2022	Patriots	14	8	27	245	9.1	53	0	1	5	5.0	5	0
2023	Falcons	17	6	50	582	11.6	60t	3	1	0	0.0	0	0
2024	Dolphins	17	6	88	884	10.0	57t	8	2	-1	-0.5	-1	0
2025	Dolphins	0	0	0	0	0.0	0	0	0	0	0.0	0	0
NFL TOTALS		124	84	307	3,307	10.8	63	28	19	126	6.6	57	1

JONNU SMITH'S NFL POSTSEASON RUSHING/RECEIVING STATISTICS

				RECEIVING					RUSHING				
DATE	TEAM	GP	GS	NO.	YDS.	AVG.	LG	TD	NO.	YDS.	AVG.	LG	TD
2017	Titans	2	1	3	19	6.3	10	0	0	0	0.0	0	0
2019	Titans	3	3	6	59	9.8	22	1	0	0	0.0	0	0
2020	Titans	1	1	2	9	4.5	5	0	0	0	0.0	0	0
2021	Patriots	1	1	0	0	0.0	0	0	0	0	0.0	0	0
NFL TOTALS		7	6	11	87	7.9	22	1	0	0	0.0	0	0

JONNU SMITH'S NFL REGULAR SEASON RETURN STATISTICS

			KICKOFF RETURNS					PUNT RETURNS					
DATE	TEAM	RET.	YDS.	AVG.	LG	TD	NO.	FC	YDS.	AVG.	LG	TD
2017	Titans	0	0	0.0	0	0	0	0	0	0.0	0	0
2018	Titans	0	0	0.0	0	0	0	0	0	0.0	0	0
2019	Titans	1	16	16.0	16	0	0	0	0	0.0	0	0
2020	Titans	0	0	0.0	0	0	0	0	0	0.0	0	0
2021	Patriots	0	0	0.0	0	0	0	0	0	0.0	0	0
2022	Patriots	2	31	15.5	16	0	0	0	0	0.0	0	0
2023	Falcons	0	0	0.0	0	0	0	0	0	0.0	0	0
2024	Dolphins	0	0	0.0	0	0	0	0	0	0.0	0	0
2025	Dolphins	0	0	0.0	0	0	0	0	0	0.0	0	0
NFL TOTALS		3	47	15.7	16	0	0	0	0	0.0	0	0

JONNU SMITH'S NFL POSTSEASON RETURN STATISTICS

			KICKOFF RETURNS					PUNT RETURNS					
DATE	TEAM	RET.	YDS.	AVG.	LG	TD	NO.	FC	YDS.	AVG.	LG	TD
2017	Titans	0	0	0.0	0	0	0	0	0	0.0	0	0
2019	Titans	0	0	0.0	0	0	0	0	0	0.0	0	0
2020	Titans	0	0	0.0	0	0	0	0	0	0.0	0	0
2021	Patriots	0	0	0.0	0	0	0	0	0	0.0	0	0
NFL TOTALS		0	0	0.0	0	0	0	0	0	0.0	0	0

SINGLE-GAME HIGHS: RUSHING/RECEIVING

Rush Attempts	1 vs. Minnesota Vikings, Nov 05, 2023 1 vs. New York Jets, Nov 20, 2022 ...15 more at 1.
Rushing Yards	57 vs. Houston Texans, Dec 15, 2019 10 at Pittsburgh Steelers, Oct 12, 2025 ...1 more at 10.
Longest Runs	57 vs. Houston Texans, Dec 15, 2019 10 at Pittsburgh Steelers, Oct 12, 2025 ...1 more at 10.
Rushing TDs	1 vs. Indianapolis Colts, Nov 12, 2020
Receptions	10 at Green Bay Packers, Nov 28, 2024 9 at New York Jets, Jan 05, 2025 ...2 more at 9.
Receiving Yards	113 at Green Bay Packers, Nov 28, 2024 101 vs. Las Vegas Raiders, Nov 17, 2024
Receiving Average	21.3 vs. Los Angeles Chargers, Oct 20, 2019 21.0 vs. Jacksonville Jaguars, Sep 20, 2020 ...1 more at 21.0.
Longest Receptions	63 vs. Jacksonville Jaguars, Sep 20, 2020 61t at Houston Texans, Nov 26, 2018
Receiving TDs	2 vs. Las Vegas Raiders, Nov 17, 2024 2 vs. Buffalo Bills, Oct 13, 2020 ...1 more at 2.
All-Purpose Yards	117 vs. Houston Texans, Dec 15, 2019 113 at Green Bay Packers, Nov 28, 2024
Kickoff Returns	1 vs. New York Jets, Nov 20, 2022 1 at New York Jets, Oct 30, 2022 ...1 more at 1.
Kickoff Return Yards	16 at New York Jets, Oct 30, 2022 16 at Denver Broncos, Oct 13, 2019
Longest Kickoff Return	16 at New York Jets, Oct 30, 2022 16 at Denver Broncos, Oct 13, 2019
Most TDs	2 vs. Las Vegas Raiders, Nov 17, 2024 2 vs. Buffalo Bills, Oct 13, 2020 ...1 more at 2.
Miscellaneous Tackles	2 at Indianapolis Colts, Dec 01, 2019 1 vs. New Orleans Saints, Nov 26, 2023 ...7 more at 1.
Scrimmage Yards	117 vs. Houston Texans, Dec 15, 2019 113 at Green Bay Packers, Nov 28, 2024

SINGLE-GAME HIGHS - POSTSEASON: RECEIVING

Receptions	3 at Kansas City Chiefs, Jan 19, 2020 2 vs. Baltimore Ravens, Jan 10, 2021 2 at Baltimore Ravens, Jan 11, 2020 2 at Kansas City Chiefs, Jan 06, 2018 1 at New England Patriots, Jan 04, 2020 ...1 more at 1.
Receiving Yards	38 at Kansas City Chiefs, Jan 19, 2020 15 at Kansas City Chiefs, Jan 06, 2018 12 at Baltimore Ravens, Jan 11, 2020 9 vs. Baltimore Ravens, Jan 10, 2021 9 at New England Patriots, Jan 04, 2020
Receiving Average	12.7 at Kansas City Chiefs, Jan 19, 2020
Longest Receptions	22 at Kansas City Chiefs, Jan 19, 2020 12t at Baltimore Ravens, Jan 11, 2020 10 at Kansas City Chiefs, Jan 06, 2018 9 at New England Patriots, Jan 04, 2020 8 at Kansas City Chiefs, Jan 19, 2020 ...1 more at 8.
Receiving TDs	1 at Baltimore Ravens, Jan 11, 2020
All-Purpose Yards	38 at Kansas City Chiefs, Jan 19, 2020 15 at Kansas City Chiefs, Jan 06, 2018 12 at Baltimore Ravens, Jan 11, 2020 9 vs. Baltimore Ravens, Jan 10, 2021 9 at New England Patriots, Jan 04, 2020
Most TDs	1 at Baltimore Ravens, Jan 11, 2020
Scrimmage Yards	38 at Kansas City Chiefs, Jan 19, 2020 15 at Kansas City Chiefs, Jan 06, 2018 12 at Baltimore Ravens, Jan 11, 2020 9 vs. Baltimore Ravens, Jan 10, 2021 9 at New England Patriots, Jan 04, 2020

100-YARD RECEIVING GAMES (3): REGULAR SEASON

DATE	TEAM	NO.	YDS.	AVG.	LG	TD
11/05/23	VIKINGS	5	100	20.0	60t	1
11/17/24	RAIDERS	6	101	16.8	57t	2
11/28/24	at Packers	10	113	11.3	16	0

2025 GAME-BY-GAME REGULAR-SEASON STATISTICS (DOLPHINS)

			RECEIVING					RUSHING						
DATE	OPPONENT	P/S	NO.	YDS.	AVG.	LG	TD	NO.	YDS.	AVG.	LG	TD	W/L	SCORE
09/07	at Colts						NOT ON ROSTER						L	8-33
09/14	Patriots						NOT ON ROSTER						L	27-33
09/18	at Bills						NOT ON ROSTER						L	21-31
09/29	Jets						NOT ON ROSTER						W	27-21
10/05	at Panthers						NOT ON ROSTER						L	24-27
10/12	Chargers						NOT ON ROSTER						L	27-29
10/19	at Browns						NOT ON ROSTER						L	6-31
10/26	at Falcons						NOT ON ROSTER						W	34-10
10/30	Ravens						NOT ON ROSTER						L	6-28
2025 TOTALS		**0-0**	**0**	**0**	**0.0**	**0**	**0**	**0**	**0**	**0.0**	**0**	**0**	**2-7**	

2024 GAME-BY-GAME REGULAR-SEASON STATISTICS (DOLPHINS)

			RECEIVING					RUSHING						
DATE	OPPONENT	P/S	NO.	YDS.	AVG.	LG	TD	NO.	YDS.	AVG.	LG	TD	W/L	SCORE
09/08	Jaguars	P	1	7	7.0	7	0	0	0	0.0	0	0	W	20-17
09/12	Bills	P	6	53	8.8	15	0	0	0	0.0	0	0	L	10-31
09/22	at Seahawks	P	2	18	9.0	13	0	0	0	0.0	0	0	L	3-24
09/30	Titans	P	0	0	0.0	0	0	0	0	0.0	0	0	L	12-31
10/06	at Patriots	P	5	62	12.4	17	0	1	-1	-1.0	-1	0	W	15-10
10/20	at Colts	P	7	96	13.7	18	1	0	0	0.0	0	0	L	10-16
10/27	Cardinals	S	4	20	5.0	12	0	0	0	0.0	0	0	L	27-28
11/03	at Bills	S	5	46	9.2	15	0	0	0	0.0	0	0	L	27-30
11/11	at Rams	P	3	45	15.0	33	0	0	0	0.0	0	0	W	23-15
11/17	Raiders	P	6	101	16.8	57t	2	0	0	0.0	0	0	W	34-19
11/24	Patriots	S	9	87	9.7	14	1	1	0	0.0	0	0	W	34-15
11/28	at Packers	S	10	113	11.3	16	0	0	0	0.0	0	0	L	17-30
12/08	Jets	P	3	44	14.7	20	1	0	0	0.0	0	0	W	32-26+
12/15	at Texans	P	9	48	5.3	10	1	0	0	0.0	0	0	L	12-20
12/22	49ers	S	6	62	10.3	22	0	0	0	0.0	0	0	W	29-17
12/29	at Browns	P	3	26	8.7	12	1	0	0	0.0	0	0	W	20-3
01/05	at Jets	S	9	56	6.2	15	1	0	0	0.0	0	0	L	20-32
2024 TOTALS		**17-6**	**88**	**884**	**10.0**	**57T**	**8**	**2**	**-1**	**-0.5**	**0**	**0**	**8-9**	

+ - Overtime

2023 GAME-BY-GAME REGULAR-SEASON STATISTICS (FALCONS)

			RECEIVING					RUSHING						
DATE	OPPONENT	P/S	NO.	YDS.	AVG.	LG	TD	NO.	YDS.	AVG.	LG	TD	W/L	SCORE
09/10	Panthers	P	0	0	0.0	0	0	0	0	0.0	0	0	W	24-10
09/17	Packers	P	4	47	11.8	17	0	0	0	0.0	0	0	W	25-24
09/24	at Lions	P	5	37	7.4	12	0	0	0	0.0	0	0	L	6-20
10/01	at Jaguars	S	6	95	15.8	33	0	0	0	0.0	0	0	L	7-23
10/08	Texans	P	6	67	11.2	22	0	0	0	0.0	0	0	W	21-19
10/15	Commanders	P	4	36	9.0	17	1	0	0	0.0	0	0	L	16-24
10/22	at Buccaneers	P	3	27	9.0	18	0	0	0	0.0	0	0	W	16-13
10/29	at Titans	S	1	13	13.0	13	0	0	0	0.0	0	0	L	23-28
11/05	Vikings	P	5	100	20.0	60t	1	1	0	0.0	0	0	L	28-31
11/12	at Cardinals	P	1	1	1.0	1	0	0	0	0.0	0	0	L	23-25
11/26	Saints	S	0	0	0.0	0	0	0	0	0.0	0	0	W	24-15
12/03	at Jets	P	2	10	5.0	9	0	0	0	0.0	0	0	W	13-8
12/10	Buccaneers	S	4	27	6.8	9	0	0	0	0.0	0	0	L	25-29
12/17	at Panthers	P	2	61	30.5	56	0	0	0	0.0	0	0	L	7-9
12/24	Colts	S	4	32	8.0	15	0	0	0	0.0	0	0	W	29-10
12/31	at Bears	P	0	0	0.0	0	0	0	0	0.0	0	0	L	17-37
01/07	at Saints	S	3	29	9.7	15t	1	0	0	0.0	0	0	L	17-48
2023 TOTALS		**17-6**	**50**	**582**	**11.6**	**60T**	**3**	**1**	**0**	**0.0**	**0**	**0**	**7-10**	

2022 GAME-BY-GAME REGULAR-SEASON STATISTICS (PATRIOTS)

			RECEIVING					RUSHING						
DATE	OPPONENT	P/S	NO.	YDS.	AVG.	LG	TD	NO.	YDS.	AVG.	LG	TD	W/L	SCORE
09/11	at Dolphins	S	3	33	11.0	15	0	0	0	0.0	0	0	L	7-20
09/18	at Steelers	P	0	0	0.0	0	0	0	0	0.0	0	0	W	17-14
09/25	Ravens	P	4	25	6.3	8	0	0	0	0.0	0	0	L	26-37
10/02	at Packers	S	0	0	0.0	0	0	0	0	0.0	0	0	L	24-27+
10/09	Lions						ON INACTIVE LIST						W	29-0
10/16	at Browns	S	2	61	30.5	53	0	0	0	0.0	0	0	W	38-15
10/24	Bears	P	1	4	4.0	4	0	0	0	0.0	0	0	L	14-33
10/30	at Jets	S	3	10	3.3	7	0	0	0	0.0	0	0	W	22-17
11/06	Colts	P	3	21	7.0	24	0	0	0	0.0	0	0	W	26-3
11/20	Jets	S	4	40	10.0	26	0	1	5	5.0	5	0	W	10-3
11/24	at Vikings	P	0	0	0.0	0	0	0	0	0.0	0	0	L	26-33
12/01	Bills	P	2	6	3.0	6	0	0	0	0.0	0	0	L	10-24
12/12	at Cardinals	S	0	0	0.0	0	0	0	0	0.0	0	0	W	27-13
12/18	at Raiders	S	2	24	12.0	13	0	0	0	0.0	0	0	L	24-30
12/24	Bengals	S	3	21	7.0	9	0	0	0	0.0	0	0	L	18-22
01/01	Dolphins						INACTIVE						W	23-21
01/08	at Bills						ON INACTIVE LIST						L	23-35
2022 TOTALS		**14-8**	**27**	**245**	**9.1**	**53**	**0**	**1**	**5**	**5.0**	**5**	**0**	**8-9**	

+ - Overtime

2021 GAME-BY-GAME REGULAR-SEASON STATISTICS (PATRIOTS)

			RECEIVING					RUSHING						
DATE	OPPONENT	P/S	NO.	YDS.	AVG.	LG	TD	NO.	YDS.	AVG.	LG	TD	W/L	SCORE
09/12	Dolphins	S	5	42	8.4	11	0	1	6	6.0	6	0	L	16-17
09/19	at Jets	P	4	28	7.0	19	0	0	0	0.0	0	0	W	25-6
09/26	Saints	S	1	4	4.0	4	0	0	0	0.0	0	0	L	13-28
10/03	Buccaneers	P	3	14	4.7	12	1	0	0	0.0	0	0	L	17-19
10/10	at Texans	S	2	27	13.5	23	0	1	5	5.0	5	0	W	25-22
10/17	Cowboys	S	1	9	9.0	9	0	0	0	0.0	0	0	L	29-35+
10/24	Jets	S	2	52	26.0	28	0	1	5	5.0	5	0	W	54-13
10/31	at Chargers	S	2	13	6.5	11	0	0	0	0.0	0	0	W	27-24
11/07	at Panthers	S	1	4	4.0	4	0	1	4	4.0	4	0	W	24-6
11/14	Browns					ON INACTIVE LIST							W	45-7
11/18	at Falcons	S	1	17	17.0	17	0	0	0	0.0	0	0	W	25-0
11/28	Titans	S	3	49	16.3	20	0	1	9	9.0	9	0	W	36-13
12/06	at Bills	S	1	12	12.0	12	0	1	-1	-1.0	-1	0	W	14-10
12/18	at Colts	P	1	3	3.0	3	0	1	2	2.0	2	0	L	17-27
12/26	Bills	S	0	0	0.0	0	0	0	0	0.0	0	0	L	21-33
01/02	Jaguars	P	1	20	20.0	20	0	1	5	5.0	5	0	W	50-10
01/09	at Dolphins	P	0	0	0.0	0	0	1	5	5.0	5	0	L	24-33
2021 TOTALS		**16-11**	**28**	**294**	**10.5**	**28**	**1**	**9**	**40**	**4.4**	**9**	**0**	**10-7**	

+ - Overtime

2020 GAME-BY-GAME REGULAR-SEASON STATISTICS (TITANS)

			RECEIVING					RUSHING						
DATE	OPPONENT	P/S	NO.	YDS.	AVG.	LG	TD	NO.	YDS.	AVG.	LG	TD	W/L	SCORE
09/14	at Broncos	S	4	36	9.0	22	1	0	0	0.0	0	0	W	16-14
09/20	Jaguars	S	4	84	21.0	63	2	0	0	0.0	0	0	W	33-30
09/27	at Vikings	S	5	61	12.2	21	0	0	0	0.0	0	0	W	31-30
10/13	Bills	S	5	40	8.0	14	2	0	0	0.0	0	0	W	42-16
10/18	Texans	S	1	13	13.0	13	0	0	0	0.0	0	0	W	42-36+
10/25	Steelers	S	1	9	9.0	9	0	0	0	0.0	0	0	L	24-27
11/01	at Bengals	S	2	29	14.5	19	0	0	0	0.0	0	0	L	20-31
11/08	Bears	S	2	32	16.0	30	1	0	0	0.0	0	0	W	24-17
11/12	Colts	S	2	14	7.0	8	0	1	1	1.0	1t	1	L	17-34
11/22	at Ravens	S	4	20	5.0	8	1	0	0	0.0	0	0	W	30-24+
11/29	at Colts	P	0	0	0.0	0	0	0	0	0.0	0	0	W	45-26
12/06	Browns					INACTIVE							L	35-41
12/13	at Jaguars	S	2	20	10.0	11	0	1	3	3.0	3	0	W	31-10
12/20	Lions	S	5	52	10.4	19	0	0	0	0.0	0	0	W	46-25
12/27	at Packers	S	3	30	10.0	12t	1	0	0	0.0	0	0	L	14-40
01/03	at Texans	S	1	8	8.0	8	0	0	0	0.0	0	0	W	41-38
2020 TOTALS		**15-14**	**41**	**448**	**10.9**	**63**	**8**	**2**	**4**	**2.0**	**3**	**1**	**11-5**	

+ - Overtime

2019 GAME-BY-GAME REGULAR-SEASON STATISTICS (TITANS)

			RECEIVING					RUSHING						
DATE	OPPONENT	P/S	NO.	YDS.	AVG.	LG	TD	NO.	YDS.	AVG.	LG	TD	W/L	SCORE
09/08	at Browns	S	1	7	7.0	7	0	1	10	10.0	10	0	W	43-13
09/15	Colts	S	0	0	0.0	0	0	0	0	0.0	0	0	L	17-19
09/19	at Jaguars	S	2	20	10.0	20	0	0	0	0.0	0	0	L	7-20
09/29	at Falcons	S	1	5	5.0	5	0	0	0	0.0	0	0	W	24-10
10/06	Bills	S	1	57	57.0	57	0	0	0	0.0	0	0	L	7-14
10/13	at Broncos	P	1	8	8.0	8	0	0	0	0.0	0	0	L	0-16
10/20	Chargers	S	3	64	21.3	35	0	0	0	0.0	0	0	W	23-20
10/27	Buccaneers	S	6	78	13.0	26	1	0	0	0.0	0	0	W	27-23
11/03	at Panthers	S	3	18	6.0	7	0	0	0	0.0	0	0	L	20-30
11/10	Chiefs	S	4	30	7.5	9	0	0	0	0.0	0	0	W	35-32
11/24	Jaguars	S	0	0	0.0	0	0	1	4	4.0	4	0	W	42-20
12/01	at Colts	S	2	0	0.0	2	0	0	0	0.0	0	0	W	31-17
12/08	at Raiders	S	3	29	9.7	17t	1	0	0	0.0	0	0	W	42-21
12/15	Texans	S	5	60	12.0	23	0	1	57	57.0	57	0	L	21-24
12/22	Saints	P	3	63	21.0	41t	1	0	0	0.0	0	0	L	28-38
12/29	at Texans	S	0	0	0.0	0	0	1	7	7.0	7	0	W	35-14
2019 TOTALS		**16-14**	**35**	**439**	**12.5**	**57**	**3**	**4**	**78**	**19.5**	**57**	**0**	**9-7**	

2018 GAME-BY-GAME REGULAR-SEASON STATISTICS (TITANS)

			RECEIVING					RUSHING						
DATE	OPPONENT	P/S	NO.	YDS.	AVG.	LG	TD	NO.	YDS.	AVG.	LG	TD	W/L	SCORE
09/09	at Dolphins	S	1	12	12.0	12	0	0	0	0.0	0	0	L	20-27
09/16	Texans	S	0	0	0.0	0	0	0	0	0.0	0	0	W	20-17
09/23	at Jaguars	S	1	9	9.0	9	0	0	0	0.0	0	0	W	9-6
09/30	Eagles	S	0	0	0.0	0	0	0	0	0.0	0	0	W	26-23+
10/07	at Bills	S	0	0	0.0	0	0	0	0	0.0	0	0	L	12-13
10/14	Ravens	S	1	12	12.0	12	0	0	0	0.0	0	0	L	0-21
10/21	at Chargers	S	2	11	5.5	8	0	0	0	0.0	0	0	L	19-20
11/05	at Cowboys	S	2	33	16.5	26	1	0	0	0.0	0	0	W	28-14
11/11	Patriots	S	3	45	15.0	29	1	0	0	0.0	0	0	W	34-10
11/18	at Colts	S	6	44	7.3	9	0	0	0	0.0	0	0	L	10-38
11/26	at Texans	S	2	63	31.5	61t	1	0	0	0.0	0	0	L	17-34
12/02	Jets	P	2	29	14.5	18	0	0	0	0.0	0	0	W	26-22
12/06	Jaguars	S	0	0	0.0	0	0	0	0	0.0	0	0	W	30-9
12/16	at Giants						DID NOT PLAY						W	17-0
12/22	Redskins						DID NOT PLAY						W	25-16
12/30	Colts						NOT ON ROSTER						L	17-33
2018 TOTALS		**13-12**	**20**	**258**	**12.9**	**61T**	**3**	**0**	**0**	**0.0**	**0**	**0**	**9-7**	

+ - Overtime

2017 GAME-BY-GAME REGULAR-SEASON STATISTICS (TITANS)

			RECEIVING					RUSHING						
DATE	OPPONENT	P/S	NO.	YDS.	AVG.	LG	TD	NO.	YDS.	AVG.	LG	TD	W/L	SCORE
09/10	Raiders	S	0	0	0.0	0	0	0	0	0.0	0	0	L	16-26
09/17	at Jaguars	S	2	30	15.0	32t	1	0	0	0.0	0	0	W	37-16
09/24	Seahawks	S	1	24	24.0	24t	1	0	0	0.0	0	0	W	33-27
10/01	at Texans	S	0	0	0.0	0	0	0	0	0.0	0	0	L	14-57
10/08	at Dolphins	S	5	21	4.2	9	0	0	0	0.0	0	0	L	10-16
10/16	Colts	P	1	10	10.0	10	0	0	0	0.0	0	0	W	36-22
10/22	at Browns	S	2	22	11.0	14	0	0	0	0.0	0	0	W	12-9+
11/05	Ravens	S	0	0	0.0	0	0	0	0	0.0	0	0	W	23-20
11/12	Bengals	S	2	20	10.0	12	0	0	0	0.0	0	0	W	24-20
11/16	at Steelers	P	0	0	0.0	0	0	0	0	0.0	0	0	L	17-40
11/26	at Colts	S	0	0	0.0	0	0	0	0	0.0	0	0	W	20-16
12/03	Texans	S	0	0	0.0	0	0	0	0	0.0	0	0	W	24-13
12/10	at Cardinals	S	0	0	0.0	0	0	0	0	0.0	0	0	L	7-12
12/17	at 49ers	P	1	5	5.0	5	0	0	0	0.0	0	0	L	23-25
12/24	Rams	S	1	13	13.0	13	0	0	0	0.0	0	0	L	23-27
12/31	Jaguars	S	3	12	4.0	5	0	0	0	0.0	0	0	W	15-10
2017 TOTALS		**16-13**	**18**	**157**	**8.7**	**32T**	**2**	**0**	**0**	**0.0**	**0**	**0**	**9-7**	

+ - Overtime

2021 GAME-BY-GAME POSTSEASON STATISTICS (PATRIOTS)

			RECEIVING					RUSHING						
DATE	OPPONENT	P/S	NO.	YDS.	AVG.	LG	TD	NO.	YDS.	AVG.	LG	TD	W/L	SCORE
01/15	at Bills	S	0	0	0.0	0	0	0	0	0.0	0	0	L	17-47
2021 TOTALS		**1-1**	**0**	**0**	**0.0**	**0**	**0**	**0**	**0**	**0.0**	**0**	**0**	**0-1**	

2020 GAME-BY-GAME POSTSEASON STATISTICS (TITANS)

			RECEIVING					RUSHING						
DATE	OPPONENT	P/S	NO.	YDS.	AVG.	LG	TD	NO.	YDS.	AVG.	LG	TD	W/L	SCORE
01/10	Ravens	S	2	9	4.5	5	0	0	0	0.0	0	0	L	13-20
2020 TOTALS		**1-1**	**2**	**9**	**4.5**	**5**	**0**	**0**	**0**	**0.0**	**0**	**0**	**0-1**	

2019 GAME-BY-GAME POSTSEASON STATISTICS (TITANS)

			RECEIVING					RUSHING						
DATE	OPPONENT	P/S	NO.	YDS.	AVG.	LG	TD	NO.	YDS.	AVG.	LG	TD	W/L	SCORE
01/04	at Patriots	S	1	9	9.0	9	0	0	0	0.0	0	0	W	20-13
01/11	at Ravens	S	2	12	6.0	12t	1	0	0	0.0	0	0	W	28-12
01/19	at Chiefs	S	3	38	12.7	22	0	0	0	0.0	0	0	L	24-35
2019 TOTALS		**3-3**	**6**	**59**	**9.8**	**22**	**1**	**0**	**0**	**0.0**	**0**	**0**	**2-1**	

2017 GAME-BY-GAME POSTSEASON STATISTICS (TITANS)

			RECEIVING					RUSHING						
DATE	OPPONENT	P/S	NO.	YDS.	AVG.	LG	TD	NO.	YDS.	AVG.	LG	TD	W/L	SCORE
01/06	at Chiefs	S	2	15	7.5	10	0	0	0	0.0	0	0	W	22-21
01/13	at Patriots	P	1	4	4.0	4	0	0	0	0.0	0	0	L	14-35
2017 TOTALS		**2-1**	**3**	**19**	**6.3**	**10**	**0**	**0**	**0**	**0.0**	**0**	**0**	**1-1**	



JUAN THORNHILL

S

22

HEIGHT: 6-0
WEIGHT: 205
BORN: October 19, 1995
COLLEGE: Virginia

HOW ACQUIRED: FA '25
NFL EXPERIENCE: 7th year
BIRTHPLACE Altavista, VA

PRO CAREER

- Has played in 87 regular-season games (74 starts) over his six-year NFL career (Kansas City 2019-22; Cleveland 2023-24)
- Has registered 335 tackles (232 solo), 24 passes defensed, eight interceptions, six tackles for loss, one fumble recovery, one forced fumble, seven quarterback hits, one interception return for TD and 1.0 sack
- Helped Browns defense lead the NFL in total yards allowed and passing yards allowed in 2023
- Has played in 10 postseason contests (seven starts), including two Super Bowls, and notched 32 tackles and 10 pass breakups
- Recorded five tackles, including one for a loss, and a pass defensed in Kansas City's Super Bowl LVII win over Philadelphia
- Two-time Super Bowl champion (Super Bowl LIV and Super Bowl LVII)
- 2019 PFW/PFWA All-Rookie Team
- Made NFL debut in Week 1 of 2019 (at Jacksonville)
- Made NFL starting debut in Week 1 of 2019 (at Jacksonville)

2024 (BROWNS)

- Played in 11 regular-season games (11 starts)
- Missed six games with a calf injury and was placed on the Reserve/Injured List
- Registered 49 tackles (31 solo), three passes defensed, one quarterback hit and one tackle for loss
- Recorded a season-high nine tackles (eight solo) and one tackle for loss in Week 1 vs. Dallas
- Registered four tackles (three solo), one tackle for loss and one pass defensed in Week 8 vs. Baltimore

2023 (BROWNS)

- Played in 11 regular-season games (11 starts)
- Helped defense lead the NFL in total yards allowed and passing yards allowed
- Registered 53 tackles (41 solo), one pass defensed and two quarterbacks hit
- Recorded seven tackles (four solo) in Week 4 vs. Baltimore
- Registered seven tackles (five solo) in Week 7 at Indianapolis
- Recorded seven tackles (five solo) in Week 13 at L.A. Rams

2022 (CHIEFS)

- Played in 16 regular-season games (16 starts)
- Registered a career-best 71 tackles (43 solo), 1.0 sack, three interceptions, nine passes defensed, two quarterback hits and four tackles for loss
- Recorded a season-high 11 tackles (eight solo), one interception and two passes defensed in Week 7 at San Francisco
- Registered 10 tackles (six solo) in Week 13 at Cincinnati
- Recorded seven tackles (five solo), 1.0 sack, one quarterback hit, one tackle for loss and one pass defensed in Week 14 at Denver
- Registered seven tackles (four solo), one interception, one tackle for loss and one pass defensed in Week 18 at Las Vegas

2021 (CHIEFS)

- Played in 17 regular-season games (12 starts)
- Registered 64 tackles (21 solo), one interception, three passes defensed, one quarterback hit, one tackle for loss, one forced fumble and one fumble recovery
- Recorded nine tackles (seven solo) in Week 7 at Tennessee
- Registered six tackles (four solo), one interception and one pass defensed in Week 13 vs. Denver
- Recorded seven tackles (five solo), one forced fumble and one pass defensed in Week 1 vs. Cleveland
- Recovered a fumble in Week 14 vs. Las Vegas

2020 (CHIEFS)

- Played in 16 regular-season games (eight starts)
- Registered 41 tackles (33 solo), one interception, three passes defensed and one quarterback hit
- Recorded six tackles (six solo), one interception and one pass defensed in Week 4 vs. New England

2019 (CHIEFS)

- Played in 16 regular-season games (16 starts)
- Registered 57 tackles (41 solo), three interceptions, including a 46-yard return for TD and five passes defensed
- Recorded eight tackles (five solo) in Week 1 at Jacksonville
- Registered four tackles (four solo), one interception and one pass defensed in Week 6 vs. Houston
- Recorded three tackles (two solo), a 46-yard interception return for TD, one pass defensed and one tackle on special teams in Week 13 vs. Oakland
- Registered four tackles (two solo), one interception and one pass defensed in Week 15 vs. Denver

TRANSACTIONS

- Signed a one-year contract with Pittsburgh on March 17, 2025
- Released by Cleveland on Feb. 24, 2025
- Signed a three-year contract with the Browns on March 15, 2023
- Signed four-year contract with the Chiefs on May 15, 2019
- Drafted by Kansas City in the second round (63rd overall) of the 2019 NFL Draft

PERSONAL

- Native of Altavista, Virginia and played safety and quarterback at Altavista H.S.
- Rated a three-star safety recruit by ESPN.com, Scout.com, Rivals.com and 247Sports.com
- Group 1A Virginia High School League (VHSL) State Player of the Year and Group 1A VHSL Quarterback of the Year in 2014
- 2014 First Team VHSL all-state (defense)
- Helped Altavista H.S. to back-to-back 1A state championships
- Rushed for the gamewinning score, a 40-yard TD midway through the fourth quarter of the state championship game win over Essex H.S.
- Ran for two TDs and threw for another TD in the 2014 championship game
- Finished with 99 rushing yards and 100 yards passing in the state title game
- Completed 69-of-111 passes for 1,299 yards and 15 TDs in 2014
- Rushed for a team-high 1,562 yards on 145 carries (10.8 avg.) in 2014
- Named Group 1A, Conference 44 and Region 1A East Player of the Year in 2014
- Intercepted five passes and averaged 35.5 yards/kick return
- Played basketball and helped Altavista win three 1A state championships
- Tallied over 1,000 career points

COLLEGE

- Appeared in 46 games (36 starts) for the University of Virginia (2015-18)
- Registered 208 tackles (140 solo), 26 passes defensed, 13 interceptions 1.5 sacks and one forced fumble
- As a senior in 2018, finished No. 3 in the nation and No. 3 in the ACC with six interceptions, set a UVA single-season record for interception return yards with 141 and led UVA with 98 tackles
- 2018 College Football News All-America (honorable mention)
- 2018 First Team All-ACC
- 2018 *Associated Press* First Team All-ACC
- 2018 Pro Football Focus Second Team All-ACC
- 2018 Athlon Sports Second Team All-ACC
- Senior Bowl Invitee
- 2017 All-ACC Third Team

JUAN THORNHILL'S NFL REGULAR SEASON DEFENSIVE STATISTICS

				TACKLES								INTERCEPTIONS					O. FUMB				ST					MISC	
DATE	TEAM	GP	GS	TK	S	A	TFL	YDS	SK	YDS	QBH	NO	YDS	LG	TD	PD	FF	FR	TD	YDS	TK	S	A	FF	FR	S	A
2019	Chiefs	16	16	57	41	16	0	0	0.0	0.0	0	3	46	46t	1	5	0	0	0	0	1	1	0	0	0	0	0
2020	Chiefs	16	8	41	33	8	0	0	0.0	0.0	1	1	20	20	0	3	0	0	0	0	0	0	0	0	0	0	0
2021	Chiefs	17	12	64	43	21	1	4	0.0	0.0	1	1	13	13	0	3	1	1	0	0	0	0	0	0	0	0	0
2022	Chiefs	16	16	71	43	28	4	14	1.0	8.0	2	3	0	0	0	9	0	0	0	0	0	0	0	0	0	0	0
2023	Browns	11	11	53	41	12	0	0	0.0	0.0	2	0	0	0	0	1	0	0	0	0	1	0	1	0	0	0	0
2024	Browns	11	11	49	31	18	1	1	0.0	0.0	1	0	0	0	0	3	0	0	0	0	0	0	0	0	0	0	0
2025	Steelers	8	1	35	20	15	1	1	0.0	0.0	0	0	0	0	0	1	0	0	0	0	2	2	0	0	1	0	0
NFL TOTALS		**95**	**75**	**370**	**252**	**118**	**7**	**20**	**1.0**	**8.0**	**7**	**8**	**79**	**46T**	**1**	**25**	**1**	**1**	**0**	**0**	**4**	**3**	**1**	**0**	**1**	**0**	**0**

JUAN THORNHILL'S NFL POSTSEASON DEFENSIVE STATISTICS

				TACKLES								INTERCEPTIONS					O. FUMB				ST					MISC	
DATE	TEAM	GP	GS	TK	S	A	TFL	YDS	SK	YDS	QBH	NO	YDS	LG	TD	PD	FF	FR	TD	YDS	TK	S	A	FF	FR	S	A
2019	Chiefs	0	0	0	0	0	0	0	0.0	0.0	0	0	0	0	0	0	0	0	0	0	0	0	0	0	0	0	0
2020	Chiefs	3	0	2	1	1	0	0	0.0	0.0	0	0	0	0	0	5	0	0	0	0	0	0	0	0	0	0	0
2021	Chiefs	3	3	14	6	8	0	0	0.0	0.0	0	0	0	0	0	1	0	0	0	0	0	0	0	0	0	0	0
2022	Chiefs	3	3	13	8	5	1	2	0.0	0.0	0	0	0	0	0	3	0	0	0	0	0	0	0	0	0	0	0
2023	Browns	1	1	3	3	0	0	0	0.0	0.0	0	0	0	0	0	1	0	0	0	0	0	0	0	0	0	0	0
NFL TOTALS		**10**	**7**	**32**	**18**	**14**	**1**	**2**	**0.0**	**0.0**	**0**	**0**	**0**	**0**	**0**	**10**	**0**	**0**	**0**	**0**	**0**	**0**	**0**	**0**	**0**	**0**	**0**

SINGLE-GAME HIGHS: DEFENSIVE

Total Tackles	11 at San Francisco 49ers, Oct 23, 2022
	10 at Cincinnati Bengals, Dec 04, 2022
Solo Tackles	8 vs. Dallas Cowboys, Sep 08, 2024
	8 at San Francisco 49ers, Oct 23, 2022
Sacks	1.0 at Denver Broncos, Dec 11, 2022
Passes Defensed	2 at San Francisco 49ers, Oct 23, 2022
	2 at Arizona Cardinals, Sep 11, 2022
Forced Fumbles	1 vs. Cleveland Browns, Sep 12, 2021
Fumble Recoveries	1 vs. Las Vegas Raiders, Dec 12, 2021
Tackles For Loss	1 vs. Denver Broncos, Jan 01, 2023
	1 at Denver Broncos, Dec 11, 2022
	...2 more at 1.
Interceptions	1 at Las Vegas Raiders, Jan 07, 2023
	1 vs. Seattle Seahawks, Dec 24, 2022
	...6 more at 1.
Interception Return Yards	46 vs. Oakland Raiders, Dec 01, 2019
	20 vs. New England Patriots, Oct 05, 2020
Special Teams Tackles	1 vs. Cleveland Browns, Oct 12, 2025
	1 at New York Jets, Sep 07, 2025
	...2 more at 1.
Special Teams Fumble Recoveries	1 at New York Jets, Sep 07, 2025

SINGLE-GAME HIGHS - POSTSEASON: DEFENSIVE

Total Tackles 6 vs. Cincinnati Bengals, Jan 30, 2022
5 at Philadelphia Eagles, Feb 12, 2023
5 vs. Jacksonville Jaguars, Jan 21, 2023
5 vs. Pittsburgh Steelers, Jan 16, 2022
3 vs. Cincinnati Bengals, Jan 29, 2023
...1 more at 3.

Solo Tackles 3 at Philadelphia Eagles, Feb 12, 2023
3 vs. Jacksonville Jaguars, Jan 21, 2023
2 vs. Cincinnati Bengals, Jan 29, 2023
2 vs. Cincinnati Bengals, Jan 30, 2022
...2 more at 2.

Passes Defensed 4 vs. Buffalo Bills, Jan 24, 2021
2 vs. Jacksonville Jaguars, Jan 21, 2023
1 at Philadelphia Eagles, Feb 12, 2023
1 vs. Buffalo Bills, Jan 23, 2022
1 vs. Cleveland Browns, Jan 17, 2021

Tackles For Loss 1 at Philadelphia Eagles, Feb 12, 2023

2025 GAME-BY-GAME REGULAR-SEASON STATISTICS (STEELERS)

			TACKLES								INTERCEPTIONS					O. FUMB				ST					MISC			
DATE	OPPONENT	P/S	TK	S	A	SK	YDS	TFL	YDS	QBH	NO	YDS	LG	TD	PD	FF	FR	TD	YDS	TK	S	A	FF	FR	S	A	W/L/T	SCORE
09/07	at Jets	P	8	3	5	0.0	0.0	0	0	0	0	0	0	0	0	0	0	0	0	1	1	0	0	1	0	0	W	34-32
09/14	Seahawks	S	7	5	2	0.0	0.0	0	0	0	0	0	0	0	0	0	0	0	0	0	0	0	0	0	0	0	L	17-31
09/21	at Patriots	P	6	3	3	0.0	0.0	0	0	0	0	0	0	0	0	0	0	0	0	0	0	0	0	0	0	0	W	21-14
09/28	Vikings	P	3	2	1	0.0	0.0	1	1	0	0	0	0	0	1	0	0	0	0	0	0	0	0	0	0	0	W	24-21
10/12	Browns	P	6	4	2	0.0	0.0	0	0	0	0	0	0	0	0	0	0	0	0	1	1	0	0	0	0	0	W	23-9
10/16	at Bengals	P	4	3	1	0.0	0.0	0	0	0	0	0	0	0	0	0	0	0	0	0	0	0	0	0	0	0	L	31-33
10/26	Packers	P	1	0	1	0.0	0.0	0	0	0	0	0	0	0	0	0	0	0	0	0	0	0	0	0	0	0	L	25-35
11/02	Colts	P	0	0	0	0.0	0.0	0	0	0	0	0	0	0	0	0	0	0	0	0	0	0	0	0	0	0	W	27-20
2025 TOTALS		**8-1**	**35**	**20**	**15**	**0.0**	**0.0**	**1**	**1**	**0**	**0**	**0**	**0**	**0**	**1**	**0**	**0**	**0**	**0**	**2**	**2**	**0**	**0**	**1**	**0**	**0**	**5-3**	

2024 GAME-BY-GAME REGULAR-SEASON STATISTICS (BROWNS)

			TACKLES								INTERCEPTIONS					O. FUMB				ST					MISC			
DATE	OPPONENT	P/S	TK	S	A	SK	YDS	TFL	YDS	QBH	NO	YDS	LG	TD	PD	FF	FR	TD	YDS	TK	S	A	FF	FR	S	A	W/L	SCORE
09/08	Cowboys	S	9	8	1	0.0	0.0	1	1	0	0	0	0	0	0	0	0	0	0	0	0	0	0	0	0	0	L	17-33
09/15	at Jaguars											INJURED RESERVE															W	18-13
09/22	Giants											INJURED RESERVE															L	15-21
09/29	at Raiders											INJURED RESERVE															L	16-20
10/06	at Commanders											INJURED RESERVE															L	13-34
10/13	at Eagles											INJURED RESERVE															L	16-20
10/20	Bengals											INJURED RESERVE															L	14-21
10/27	Ravens											INJURED RESERVE															W	29-24
11/03	Chargers											INJURED RESERVE															L	10-27
11/17	at Saints											INJURED RESERVE															L	14-35
11/21	Steelers	S	7	5	2	0.0	0.0	0	0	0	0	0	0	0	0	0	0	0	0	0	0	0	0	0	0	0	W	24-19
12/02	at Broncos											ON INACTIVE LIST															L	32-41
12/08	at Steelers	S	3	1	2	0.0	0.0	0	0	0	0	0	0	0	0	0	0	0	0	0	0	0	0	0	0	0	L	14-27
12/15	Chiefs	S	6	4	2	0.0	0.0	0	0	0	0	0	0	0	1	0	0	0	0	0	0	0	0	0	0	0	L	7-21
12/22	at Bengals	S	4	3	1	0.0	0.0	0	0	0	0	0	0	0	0	0	0	0	0	0	0	0	0	0	0	0	L	6-24
12/29	Dolphins	S	2	1	1	0.0	0.0	0	0	0	0	0	0	0	0	0	0	0	0	0	0	0	0	0	0	0	L	3-20
01/04	at Ravens	S	2	2	0	0.0	0.0	0	0	0	0	0	0	0	1	0	0	0	0	0	0	0	0	0	0	0	L	10-35
2024 TOTALS		**7-7**	**33**	**24**	**9**	**0.0**	**0.0**	**1**	**1**	**0**	**0**	**0**	**0**	**0**	**2**	**0**	**0**	**0**	**0**	**0**	**0**	**0**	**0**	**0**	**0**	**0**	**3-14**	

2023 GAME-BY-GAME REGULAR-SEASON STATISTICS (BROWNS)

			TACKLES								INTERCEPTIONS					O. FUMB				ST					MISC			
DATE	OPPONENT	P/S	TK	S	A	SK	YDS	TFL	YDS	QBH	NO	YDS	LG	TD	PD	FF	FR	TD	YDS	TK	S	A	FF	FR	S	A	W/L	SCORE
09/10	Bengals											ON INACTIVE LIST															W	24-3
09/18	at Steelers	S	4	3	1	0.0	0.0	0	0	0	0	0	0	0	0	0	0	0	0	0	0	0	0	0	0	0	L	22-26
09/24	Titans	S	2	2	0	0.0	0.0	0	0	0	0	0	0	0	0	0	0	0	0	0	0	0	0	0	0	0	W	27-3
10/01	Ravens	S	7	4	3	0.0	0.0	0	0	0	0	0	0	0	0	0	0	0	0	0	0	0	0	0	0	0	L	3-28
10/15	49ers	S	5	3	2	0.0	0.0	0	0	0	0	0	0	0	0	0	0	0	0	0	0	0	0	0	0	0	W	19-17
10/22	at Colts	S	7	5	2	0.0	0.0	0	0	0	0	0	0	0	0	0	0	0	0	0	0	0	0	0	0	0	W	39-38
10/29	at Seahawks	S	6	6	0	0.0	0.0	0	0	0	0	0	0	0	0	0	0	0	0	1	0	1	0	0	0	0	L	20-24
11/05	Cardinals	S	2	2	0	0.0	0.0	0	0	1	0	0	0	0	1	0	0	0	0	0	0	0	0	0	0	0	W	27-0
11/12	at Ravens	S	3	2	1	0.0	0.0	0	0	0	0	0	0	0	0	0	0	0	0	0	0	0	0	0	0	0	W	33-31
11/19	Steelers											ON INACTIVE LIST															W	13-10
11/26	at Broncos	S	6	6	0	0.0	0.0	0	0	1	0	0	0	0	0	0	0	0	0	0	0	0	0	0	0	0	L	12-29
12/03	at Rams	S	7	5	2	0.0	0.0	0	0	0	0	0	0	0	0	0	0	0	0	0	0	0	0	0	0	0	L	19-36
12/10	Jaguars											DID NOT PLAY (NON-INJURY)															W	31-27
12/17	Bears											ON INACTIVE LIST															W	20-17
12/24	at Texans											ON INACTIVE LIST															W	36-22
12/28	Jets	S	4	3	1	0.0	0.0	0	0	0	0	0	0	0	0	0	0	0	0	0	0	0	0	0	0	0	W	37-20
01/07	at Bengals											ON INACTIVE LIST															L	14-31
2023 TOTALS		**11-11**	**53**	**41**	**12**	**0.0**	**0.0**	**0**	**0**	**2**	**0**	**0**	**0**	**0**	**1**	**0**	**0**	**0**	**0**	**1**	**0**	**1**	**0**	**0**	**0**	**0**	**11-6**	

2022 GAME-BY-GAME REGULAR-SEASON STATISTICS (CHIEFS)

			TACKLES								INTERCEPTIONS					O. FUMB				ST					MISC			
DATE	OPPONENT	P/S	TK	S	A	SK	YDS	TFL	YDS	QBH	NO	YDS	LG	TD	PD	FF	FR	TD	YDS	TK	S	A	FF	FR	S	A	W/L	SCORE
09/11	at Cardinals	S	1	1	0	0.0	0.0	0	0	0	0	0	0	0	2	0	0	0	0	0	0	0	0	0	0	0	W	44-21
09/15	Chargers	S	4	3	1	0.0	0.0	0	0	0	0	0	0	0	0	0	0	0	0	0	0	0	0	0	0	0	W	27-24
09/25	at Colts	S	5	2	3	0.0	0.0	1	2	0	0	0	0	0	0	0	0	0	0	0	0	0	0	0	0	0	L	17-20
10/02	at Buccaneers	S	2	2	0	0.0	0.0	0	0	0	0	0	0	0	1	0	0	0	0	0	0	0	0	0	0	0	W	41-31
10/10	Raiders	S	1	0	1	0.0	0.0	0	0	0	0	0	0	0	1	0	0	0	0	0	0	0	0	0	0	0	W	30-29
10/16	Bills	S	4	2	2	0.0	0.0	0	0	1	0	0	0	0	0	0	0	0	0	0	0	0	0	0	0	0	L	20-24
10/23	at 49ers	S	11	8	3	0.0	0.0	0	0	0	1	0	0	0	2	0	0	0	0	0	0	0	0	0	0	0	W	44-23
11/06	Titans	S	1	1	0	0.0	0.0	0	0	0	0	0	0	0	0	0	0	0	0	0	0	0	0	0	0	0	W	20-17+
11/13	Jaguars	S	3	2	1	0.0	0.0	0	0	0	0	0	0	0	0	0	0	0	0	0	0	0	0	0	0	0	W	27-17
11/20	at Chargers	S	3	1	2	0.0	0.0	0	0	0	0	0	0	0	0	0	0	0	0	0	0	0	0	0	0	0	W	30-27
11/27	Rams										ON INACTIVE LIST																W	26-10
12/04	at Bengals	S	10	6	4	0.0	0.0	0	0	0	0	0	0	0	0	0	0	0	0	0	0	0	0	0	0	0	L	24-27
12/11	at Broncos	S	7	5	2	1.0	8.0	1	8	1	0	0	0	0	1	0	0	0	0	0	0	0	0	0	0	0	W	34-28
12/18	at Texans	S	1	0	1	0.0	0.0	0	0	0	0	0	0	0	0	0	0	0	0	0	0	0	0	0	0	0	W	30-24+
12/24	Seahawks	S	5	3	2	0.0	0.0	0	0	0	1	0	0	0	1	0	0	0	0	0	0	0	0	0	0	0	W	24-10
01/01	Broncos	S	6	3	3	0.0	0.0	1	2	0	0	0	0	0	0	0	0	0	0	0	0	0	0	0	0	0	W	27-24
01/07	at Raiders	S	7	4	3	0.0	0.0	1	2	0	1	0	0	0	1	0	0	0	0	0	0	0	0	0	0	0	W	31-13
2022 TOTALS		**16-16**	**71**	**43**	**28**	**1.0**	**8.0**	**4**	**14**	**2**	**3**	**0**	**0**	**0**	**9**	**0**	**0**	**0**	**0**	**0**	**0**	**0**	**0**	**0**	**0**	**0**	**14-3**	

+ - Overtime

2021 GAME-BY-GAME REGULAR-SEASON STATISTICS (CHIEFS)

			TACKLES								INTERCEPTIONS					O. FUMB				ST					MISC			
DATE	OPPONENT	P/S	TK	S	A	SK	YDS	TFL	YDS	QBH	NO	YDS	LG	TD	PD	FF	FR	TD	YDS	TK	S	A	FF	FR	S	A	W/L	SCORE
09/12	Browns	S	7	5	2	0.0	0.0	0	0	0	0	0	0	0	1	1	0	0	0	0	0	0	0	0	0	0	W	33-29
09/19	at Ravens	P	0	0	0	0.0	0.0	0	0	0	0	0	0	0	0	0	0	0	0	0	0	0	0	0	0	0	L	35-36
09/26	Chargers	P	0	0	0	0.0	0.0	0	0	0	0	0	0	0	0	0	0	0	0	0	0	0	0	0	0	0	L	24-30
10/03	at Eagles	P	3	3	0	0.0	0.0	0	0	0	0	0	0	0	0	0	0	0	0	0	0	0	0	0	0	0	W	42-30
10/10	Bills	P	1	1	0	0.0	0.0	0	0	0	0	0	0	0	0	0	0	0	0	0	0	0	0	0	0	0	L	20-38
10/17	at Football Team	S	3	3	0	0.0	0.0	1	4	0	0	0	0	0	0	0	0	0	0	0	0	0	0	0	0	0	W	31-13
10/24	at Titans	S	9	7	2	0.0	0.0	0	0	0	0	0	0	0	0	0	0	0	0	0	0	0	0	0	0	0	L	3-27
11/01	Giants	S	3	1	2	0.0	0.0	0	0	0	0	0	0	0	0	0	0	0	0	0	0	0	0	0	0	0	W	20-17
11/07	Packers	S	4	2	2	0.0	0.0	0	0	0	0	0	0	0	0	0	0	0	0	0	0	0	0	0	0	0	W	13-7
11/14	at Raiders	S	4	1	3	0.0	0.0	0	0	0	0	0	0	0	0	0	0	0	0	0	0	0	0	0	0	0	W	41-14
11/21	Cowboys	S	5	3	2	0.0	0.0	0	0	0	0	0	0	0	1	0	0	0	0	0	0	0	0	0	0	0	W	19-9
12/05	Broncos	S	6	4	2	0.0	0.0	0	0	0	1	13	13	0	1	0	0	0	0	0	0	0	0	0	0	0	W	22-9
12/12	Raiders	S	0	0	0	0.0	0.0	0	0	0	0	0	0	0	0	0	1	0	0	0	0	0	0	0	0	0	W	48-9
12/16	at Chargers	P	4	4	0	0.0	0.0	0	0	1	0	0	0	0	0	0	0	0	0	0	0	0	0	0	0	0	W	34-28+
12/26	Steelers	S	7	4	3	0.0	0.0	0	0	0	0	0	0	0	0	0	0	0	0	0	0	0	0	0	0	0	W	36-10
01/02	at Bengals	S	3	2	1	0.0	0.0	0	0	0	0	0	0	0	0	0	0	0	0	0	0	0	0	0	0	0	L	31-34
01/08	at Broncos	S	5	3	2	0.0	0.0	0	0	0	0	0	0	0	0	0	0	0	0	0	0	0	0	0	0	0	W	28-24
2021 TOTALS		**17-12**	**64**	**43**	**21**	**0.0**	**0.0**	**1**	**4**	**1**	**1**	**13**	**13**	**0**	**3**	**1**	**1**	**0**	**0**	**0**	**0**	**0**	**0**	**0**	**0**	**0**	**12-5**	

+ - Overtime

2020 GAME-BY-GAME REGULAR-SEASON STATISTICS (CHIEFS)

			TACKLES								INTERCEPTIONS					O. FUMB				ST					MISC			
DATE	OPPONENT	P/S	TK	S	A	SK	YDS	TFL	YDS	QBH	NO	YDS	LG	TD	PD	FF	FR	TD	YDS	TK	S	A	FF	FR	S	A	W/L	SCORE
09/10	Texans	S	1	1	0	0.0	0.0	0	0	0	0	0	0	0	0	0	0	0	0	0	0	0	0	0	0	0	W	34-20
09/20	at Chargers	S	4	1	3	0.0	0.0	0	0	0	0	0	0	0	0	0	0	0	0	0	0	0	0	0	0	0	W	23-20+
09/28	at Ravens	S	6	5	1	0.0	0.0	0	0	1	0	0	0	0	0	0	0	0	0	0	0	0	0	0	0	0	W	34-20
10/05	Patriots	S	6	6	0	0.0	0.0	0	0	0	1	20	20	0	1	0	0	0	0	0	0	0	0	0	0	0	W	26-10
10/11	Raiders	S	1	1	0	0.0	0.0	0	0	0	0	0	0	0	0	0	0	0	0	0	0	0	0	0	0	0	L	32-40
10/19	at Bills	S	0	0	0	0.0	0.0	0	0	0	0	0	0	0	1	0	0	0	0	0	0	0	0	0	0	0	W	26-17
10/25	at Broncos	P	2	1	1	0.0	0.0	0	0	0	0	0	0	0	0	0	0	0	0	0	0	0	0	0	0	0	W	43-16
11/01	Jets	P	2	1	1	0.0	0.0	0	0	0	0	0	0	0	0	0	0	0	0	0	0	0	0	0	0	0	W	35-9
11/08	Panthers	S	2	1	1	0.0	0.0	0	0	0	0	0	0	0	0	0	0	0	0	0	0	0	0	0	0	0	W	33-31
11/22	at Raiders	P	1	1	0	0.0	0.0	0	0	0	0	0	0	0	0	0	0	0	0	0	0	0	0	0	0	0	W	35-31
11/29	at Buccaneers	P	3	3	0	0.0	0.0	0	0	0	0	0	0	0	0	0	0	0	0	0	0	0	0	0	0	0	W	27-24
12/06	Broncos	P	4	4	0	0.0	0.0	0	0	0	0	0	0	0	0	0	0	0	0	0	0	0	0	0	0	0	W	22-16
12/13	at Dolphins	P	3	3	0	0.0	0.0	0	0	0	0	0	0	0	0	0	0	0	0	0	0	0	0	0	0	0	W	33-27
12/20	at Saints	P	1	1	0	0.0	0.0	0	0	0	0	0	0	0	1	0	0	0	0	0	0	0	0	0	0	0	W	32-29
12/27	Falcons	P	0	0	0	0.0	0.0	0	0	0	0	0	0	0	0	0	0	0	0	0	0	0	0	0	0	0	W	17-14
01/03	Chargers	S	5	4	1	0.0	0.0	0	0	0	0	0	0	0	0	0	0	0	0	0	0	0	0	0	0	0	L	21-38
2020 TOTALS		**16-8**	**41**	**33**	**8**	**0.0**	**0.0**	**0**	**0**	**1**	**1**	**20**	**20**	**0**	**3**	**0**	**0**	**0**	**0**	**0**	**0**	**0**	**0**	**0**	**0**	**0**	**14-2**	

+ - Overtime

2019 GAME-BY-GAME REGULAR-SEASON STATISTICS (CHIEFS)

			TACKLES								INTERCEPTIONS					O. FUMB				ST					MISC			
DATE	OPPONENT	P/S	TK	S	A	SK	YDS	TFL	YDS	QBH	NO	YDS	LG	TD	PD	FF	FR	TD	YDS	TK	S	A	FF	FR	S	A	W/L	SCORE
09/08	at Jaguars	S	8	5	3	0.0	0.0	0	0	0	0	0	0	0	0	0	0	0	0	0	0	0	0	0	0	0	W	40-26
09/15	at Raiders	S	3	3	0	0.0	0.0	0	0	0	0	0	0	0	0	0	0	0	0	0	0	0	0	0	0	0	W	28-10
09/22	Ravens	S	2	2	0	0.0	0.0	0	0	0	0	0	0	0	0	0	0	0	0	0	0	0	0	0	0	0	W	33-28
09/29	at Lions	S	2	2	0	0.0	0.0	0	0	0	0	0	0	0	1	0	0	0	0	0	0	0	0	0	0	0	W	34-30
10/06	Colts	S	3	2	1	0.0	0.0	0	0	0	0	0	0	0	0	0	0	0	0	0	0	0	0	0	0	0	L	13-19
10/13	Texans	S	4	4	0	0.0	0.0	0	0	0	1	0	0	0	1	0	0	0	0	0	0	0	0	0	0	0	L	24-31
10/17	at Broncos	S	3	2	1	0.0	0.0	0	0	0	0	0	0	0	0	0	0	0	0	0	0	0	0	0	0	0	W	30-6
10/27	Packers	S	5	3	2	0.0	0.0	0	0	0	0	0	0	0	0	0	0	0	0	0	0	0	0	0	0	0	L	24-31
11/03	Vikings	S	4	4	0	0.0	0.0	0	0	0	0	0	0	0	0	0	0	0	0	0	0	0	0	0	0	0	W	26-23
11/10	at Titans	S	5	2	3	0.0	0.0	0	0	0	0	0	0	0	0	0	0	0	0	0	0	0	0	0	0	0	L	32-35
11/18	at Chargers	S	3	2	1	0.0	0.0	0	0	0	0	0	0	0	1	0	0	0	0	0	0	0	0	0	0	0	W	24-17
12/01	Raiders	S	3	2	1	0.0	0.0	0	0	0	1	46	46	1	1	0	0	0	0	1	1	0	0	0	0	0	W	40-9
12/08	at Patriots	S	4	3	1	0.0	0.0	0	0	0	0	0	0	0	0	0	0	0	0	0	0	0	0	0	0	0	W	23-16
12/15	Broncos	S	4	2	2	0.0	0.0	0	0	0	1	0	0	0	1	0	0	0	0	0	0	0	0	0	0	0	W	23-3
12/22	at Bears	S	3	3	0	0.0	0.0	0	0	0	0	0	0	0	0	0	0	0	0	0	0	0	0	0	0	0	W	26-3
12/29	Chargers	S	1	0	1	0.0	0.0	0	0	0	0	0	0	0	0	0	0	0	0	0	0	0	0	0	0	0	W	31-21
2019 TOTALS		**16-16**	**57**	**41**	**16**	**0.0**	**0.0**	**0**	**0**	**0**	**3**	**46**	**46T**	**1**	**5**	**0**	**0**	**0**	**0**	**1**	**1**	**0**	**0**	**0**	**0**	**0**	**12-4**	

2023 GAME-BY-GAME POSTSEASON STATISTICS (BROWNS)

			TACKLES								INTERCEPTIONS					O. FUMB				ST					MISC			
DATE	OPPONENT	P/S	TK	S	A	SK	YDS	TFL	YDS	QBH	NO	YDS	LG	TD	PD	FF	FR	TD	YDS	TK	S	A	FF	FR	S	A	W/L	SCORE
01/13	at Texans	S	3	3	0	0.0	0.0	0	0	0	0	0	0	0	1	0	0	0	0	0	0	0	0	0	0	0	L	14-45
2023 TOTALS		**1-1**	**3**	**3**	**0**	**0.0**	**0.0**	**0**	**0**	**0**	**0**	**0**	**0**	**0**	**1**	**0**	**0**	**0**	**0**	**0**	**0**	**0**	**0**	**0**	**0**	**0**	**0-1**	

2022 GAME-BY-GAME POSTSEASON STATISTICS (CHIEFS)

			TACKLES								INTERCEPTIONS					O. FUMB				ST					MISC			
DATE	OPPONENT	P/S	TK	S	A	SK	YDS	TFL	YDS	QBH	NO	YDS	LG	TD	PD	FF	FR	TD	YDS	TK	S	A	FF	FR	S	A	W/L	SCORE
01/21	Jaguars	S	5	3	2	0.0	0.0	0	0	0	0	0	0	0	2	0	0	0	0	0	0	0	0	0	0	0	W	27-20
01/29	Bengals	S	3	2	1	0.0	0.0	0	0	0	0	0	0	0	0	0	0	0	0	0	0	0	0	0	0	0	W	23-20
02/12	at Eagles	S	5	3	2	0.0	0.0	1	2	0	0	0	0	0	1	0	0	0	0	0	0	0	0	0	0	0	W	38-35
2022 TOTALS		**3-3**	**13**	**8**	**5**	**0.0**	**0.0**	**1**	**2**	**0**	**0**	**0**	**0**	**0**	**3**	**0**	**0**	**0**	**0**	**0**	**0**	**0**	**0**	**0**	**0**	**0**	**3-0**	

2021 GAME-BY-GAME POSTSEASON STATISTICS (CHIEFS)

			TACKLES								INTERCEPTIONS					O. FUMB				ST					MISC			
DATE	OPPONENT	P/S	TK	S	A	SK	YDS	TFL	YDS	QBH	NO	YDS	LG	TD	PD	FF	FR	TD	YDS	TK	S	A	FF	FR	S	A	W/L	SCORE
01/16	Steelers	S	5	2	3	0.0	0.0	0	0	0	0	0	0	0	0	0	0	0	0	0	0	0	0	0	0	0	W	42-21
01/23	Bills	S	3	2	1	0.0	0.0	0	0	0	0	0	0	0	1	0	0	0	0	0	0	0	0	0	0	0	W	42-36+
01/30	Bengals	S	6	2	4	0.0	0.0	0	0	0	0	0	0	0	0	0	0	0	0	0	0	0	0	0	0	0	L	24-27+
2021 TOTALS		**3-3**	**14**	**6**	**8**	**0.0**	**0.0**	**0**	**0**	**0**	**0**	**0**	**0**	**0**	**1**	**0**	**0**	**0**	**0**	**0**	**0**	**0**	**0**	**0**	**0**	**0**	**2-1**	

+ - Overtime

2020 GAME-BY-GAME POSTSEASON STATISTICS (CHIEFS)

			TACKLES								INTERCEPTIONS					O. FUMB				ST					MISC			
DATE	OPPONENT	P/S	TK	S	A	SK	YDS	TFL	YDS	QBH	NO	YDS	LG	TD	PD	FF	FR	TD	YDS	TK	S	A	FF	FR	S	A	W/L	SCORE
01/17	Browns	P	1	0	1	0.0	0.0	0	0	0	0	0	0	0	1	0	0	0	0	0	0	0	0	0	0	0	W	22-17
01/24	Bills	P	0	0	0	0.0	0.0	0	0	0	0	0	0	0	4	0	0	0	0	0	0	0	0	0	0	0	W	38-24
02/07	at Buccaneers	P	1	1	0	0.0	0.0	0	0	0	0	0	0	0	0	0	0	0	0	0	0	0	0	0	0	0	L	9-31
2020 TOTALS		**3-0**	**2**	**1**	**1**	**0.0**	**0.0**	**0**	**0**	**0**	**0**	**0**	**0**	**0**	**5**	**0**	**0**	**0**	**0**	**0**	**0**	**0**	**0**	**0**	**0**	**0**	**2-1**	

2019 GAME-BY-GAME POSTSEASON STATISTICS (CHIEFS)

			TACKLES								INTERCEPTIONS					O. FUMB				ST					MISC			
DATE	OPPONENT	P/S	TK	S	A	SK	YDS	TFL	YDS	QBH	NO	YDS	LG	TD	PD	FF	FR	TD	YDS	TK	S	A	FF	FR	S	A	W/L	SCORE
01/12	Texans												INJURED RESERVE														W	51-31
01/19	Titans												INJURED RESERVE														W	35-24
02/02	49ers												INJURED RESERVE														W	31-20
2019 TOTALS			**0**	**0**	**0**	**0.0**	**0.0**	**0**	**0**	**0**	**0**	**0**	**0**	**0**	**0**	**0**	**0**	**0**	**0**	**0**	**0**	**0**	**0**	**0**	**0**	**0**	**3-0**	



CORLISS WAITMAN

P

3

HEIGHT: 6-2
WEIGHT: 210
BORN: July 21, 1995
COLLEGE: South Alabama

HOW ACQUIRED: FA '24
NFL EXPERIENCE: 4th year
BIRTHPLACE Milton, FL

PRO CAREER

- Has played in 35 regular-season games over his three-year NFL career (Pittsburgh 2021; Denver 2022; Pittsurgh 2024)
- Has punted 168 times for 7,850 yards (46.7 avg. / 41.7 net) with 12 touchbacks and 58 punts inside of the 20-yard line
- Made NFL debut with Pittsburgh in Week 16 of 2021 (at Kansas City)

2024 (STEELERS)

- Played in 16 regular-season games
- Signed with the Steelers after the Week 1 injury to Cameron Johnston
- Punted 65 times for 3,105 yards (46.4 avg. / 41.7 net) with 27 of those punts landing inside the 20-yard line
- Recorded eight punts that landed inside of the 10-yard line

2023 (BRONCOS/PATRIOTS)

- Did not play in a regular-season games
- Participated in the New England training camp and much of the season on the Patriots practice squad

2022 (BRONCOS)

- Played in all 17 regular-season games
- Punted 96 times for 4,470 yards (46.6 avg. / 41.5 net) with 30 of those punts landing inside the 20-yard line, which was tied for the seventh-most in the NFL
- Recorded six punts that landed inside of the 10-yard line and three punts that landed inside the five-yard line

2021 (STEELERS/PATRIOTS)

- Played in two regular-season games (Week 16 at Kansas City; Week 17 vs. Cleveland)
- Signed with the Steelers prior to Week 16 due to the injury of Pressley Harvin III
- Punted seven times for 365 yards (52.1 avg. / 42.6 net) with one of those punts landing inside the 20-yard line
- Spent most of the season on the New England practice squad

2020 (STEELERS)

- Spent the season on the Pittsburgh practice squad

TRANSACTIONS

- Signed with Pittsburgh on Sept. 9, 2024
- Released by Chicago on Aug. 27, 2024
- Signed with the Bears on Jan. 9, 2024
- Released from the New England practice squad on Oct. 4, 2023
- Signed with the Patriots practice squad on Aug. 31, 2023
- Released by New England on Aug. 28, 2023
- Signed a one-year contract with the Patriots on March 23, 2023
- Released by the Patriots on March 21, 2023
- Claimed by Denver off waivers from Pittsburgh on Feb. 15, 2022
- Released by the Steelers on Jan. 15, 2022
- Signed by Pittsburgh off the New England practice squad on Dec. 25, 2021
- Signed to the Patriots practice squad on Nov. 23, 2021
- Released by Las Vegas on Aug. 23, 2021
- Signed by the Raiders on July 26, 2021
- Released by the Steelers on May 3, 2021
- Signed by Pittsburgh on Jan. 14, 2021
- Signed with the Steelers practice squad on Sept. 6, 2020
- Released by Pittsburgh on Sept. 5, 2020
- Signed with the Steelers as an undrafted free agent on Apr. 26, 2020

PERSONAL

- Attended Milton (Ga.) H.S., where he was named First Team All-State as a senior after punting 43 times for a 44.0 average
- Connected on 8-of-10 field goal attempts and made 15-of-16 on extra point attempts
- Lettered in football, basketball, soccer and track
- Born on July 21, 1995, in Ghent, Belgium

COLLEGE

- Appeared in 40 games at South Alabama, where he finished with 158 punts for 6,740 yards (42.7 avg.), 50 punts inside the 20-yard line, 37 punts of 50 or more yards and seven touchbacks
- Totaled 2,792 yards on 67 punts (41.2 avg.) with 19 punts inside the 20-yard line and 15 punts of 50 or more yards during his senior season
- Named All-Sun Belt Conference First Team and an honorable mention on the inaugural All-American Punter team after recording 3,167 yards on 70 punts for a school record 45.2 average in 2017
- Tallied 26 punts inside the 20-yard line and led the conference with 21 punts of 50 or more yards

CORLISS WAITMAN'S NFL REGULAR SEASON PUNTING STATISTICS

DATE	TEAM	GP	NO.	YDS.	AVG.	OPP. RET.	YDS.	NET YDS.	AVG.	TB	IN20	LG	BK
2020	Steelers	0	0	0	0.0	0	0	0	0.0	0		0	0
2021	Raiders	0	0	0	0.0	0	0	0	0.0	0		0	0
					Went from **Las Vegas** to **New England**.								
2021	Patriots	0	0	0	0.0	0	0	0	0.0	0		0	0
					Went from **New England** to **Pittsburgh**.								
2021	Steelers	2	7	365	52.1	32	47	298	42.6	1	1	63	0
2021	TOTAL	2	7	365	52.1	32	47	298	42.6	1	1	63	0
2022	Broncos	17	96	4,470	46.6	44	362	3,988	41.5	6	30	59	0
2023	Patriots	0	0	0	0.0	0	0	0	0.0	0		0	0
2024	Steelers	16	65	3,015	46.4	31	191	2,724	41.9	5	27	71	0
2025	Steelers	8	28	1,340	47.9	15	122	1,178	42.1	2	10	67	0
NFL TOTALS		**43**	**196**	**9,190**	**46.9**	**122**	**722**	**8,188**	**41.8**	**14**	**68**	**71**	**0**

CORLISS WAITMAN'S NFL POSTSEASON PUNTING STATISTICS

DATE	TEAM	GP	NO.	YDS.	AVG.	OPP. RET.	YDS.	NET YDS.	AVG.	TB	IN20	LG	BK
2020	Steelers	0	0	0	0.0	0	0	0	0.0	0		0	0
2021	Steelers	0	0	0	0.0	0	0	0	0.0	0		0	0
2024	Steelers	1	5	257	51.4	1	4	253	50.6	0	5	60	0
NFL TOTALS		**1**	**5**	**257**	**51.4**	**1**	**4**	**253**	**50.6**	**0**	**5**	**60**	**0**

SINGLE-GAME HIGHS: PUNTER

Punts	10 vs. San Francisco 49ers, Sep 25, 2022 9 at Tennessee Titans, Nov 13, 2022
Gross Punting Yards	476 vs. San Francisco 49ers, Sep 25, 2022 424 at Denver Broncos, Sep 15, 2024
Gross Punting Avg	56.5 vs. Baltimore Ravens, Nov 17, 2024 55.3 vs. Seattle Seahawks, Sep 14, 2025
Net Punting Yards	436 vs. San Francisco 49ers, Sep 25, 2022 344 at Denver Broncos, Sep 15, 2024
Net Punting Avg	50.3 vs. Los Angeles Chargers, Sep 22, 2024 49.3 vs. Baltimore Ravens, Nov 17, 2024
Longest Punts	71 vs. Baltimore Ravens, Nov 17, 2024 67 vs. Indianapolis Colts, Nov 02, 2025
Inside the 20	6 vs. San Francisco 49ers, Sep 25, 2022 4 at Los Angeles Chargers, Oct 17, 2022

SINGLE-GAME HIGHS - POSTSEASON: PUNTER

Punts	5 at Baltimore Ravens, Jan 11, 2025
Gross Punting Yards	257 at Baltimore Ravens, Jan 11, 2025
Gross Punting Avg	51.4 at Baltimore Ravens, Jan 11, 2025
Net Punting Yards	253 at Baltimore Ravens, Jan 11, 2025
Net Punting Avg	50.6 at Baltimore Ravens, Jan 11, 2025
Inside the 20	5 at Baltimore Ravens, Jan 11, 2025

2025 GAME-BY-GAME REGULAR-SEASON STATISTICS (STEELERS)

DATE	OPPONENT		NO.	YDS.	AVG.	OPP. RET.	YDS.	NET YDS.	AVG	TB	IN20	LG	BK	W/L	SCORE
09/07	at Jets	P	4	190	47.5	2	19	171	42.8	0	1	50	0	W	34-32
09/14	Seahawks	P	4	221	55.3	2	30	171	42.8	1	1	64	0	L	17-31
09/21	at Patriots	P	4	169	42.3	1	11	158	39.5	0	3	55	0	W	21-14
09/28	Vikings	P	3	146	48.7	2	13	113	37.7	1	0	54	0	W	24-21
10/12	Browns	P	2	84	42.0	1	9	75	37.5	0	0	50	0	W	23-9
10/16	at Bengals	P	2	84	42.0	0	0	84	42.0	0	2	45	0	L	31-33
10/26	Packers	P	4	194	48.5	4	17	177	44.3	0	1	51	0	L	25-35
11/02	Colts	P	5	252	50.4	3	23	229	45.8	0	2	67	0	W	27-20
2025 TOTALS			**8**	**1,340**	**47.9**	**15**	**122**	**1,178**	**42.1**	**2**	**10**	**67**	**0**	**5-3**	

2024 GAME-BY-GAME REGULAR-SEASON STATISTICS (STEELERS)

DATE	OPPONENT		NO.	YDS.	AVG.	OPP. RET.	YDS.	NET YDS.	AVG	TB	IN20	LG	BK	W/L	SCORE
09/08	at Falcons						DID NOT PLAY							W	18-10
09/15	at Broncos	P	8	424	53.0	3	20	344	43.0	3	2	58	0	W	13-6
09/22	Chargers	P	3	156	52.0	1	5	151	50.3	0	1	56	0	W	20-10
09/29	at Colts	P	3	103	34.3	1	5	98	32.7	0	2	40	0	L	24-27
10/06	Cowboys	P	5	222	44.4	0	0	202	40.4	1	2	48	0	L	17-20
10/13	at Raiders	P	3	137	45.7	3	-1	138	46.0	0	2	47	0	W	32-13
10/20	Jets	P	4	184	46.0	2	4	180	45.0	0	3	55	0	W	37-15
10/28	Giants	P	3	131	43.7	1	2	129	43.0	0	2	55	0	W	26-18
11/10	at Commanders	P	5	212	42.4	2	0	212	42.4	0	3	51	0	W	28-27
11/17	Ravens	P	4	226	56.5	1	9	197	49.3	1	1	71	0	W	18-16
11/21	at Browns	P	1	15	15.0	0	0	15	15.0	0	0	15	0	L	19-24
12/01	at Bengals	P	1	38	38.0	0	0	38	38.0	0	1	38	0	W	44-38
12/08	Browns	P	6	314	52.3	4	44	270	45.0	0	1	60	0	W	27-14
12/15	at Eagles	P	5	215	43.0	3	29	186	37.2	0	2	49	0	L	13-27
12/21	at Ravens	P	5	247	49.4	2	16	231	46.2	0	3	58	0	L	17-34
12/25	Chiefs	P	4	178	44.5	3	34	144	36.0	0	0	58	0	L	10-29
01/04	Bengals	P	5	213	42.6	3	24	189	37.8	0	2	50	0	L	17-19
2024 TOTALS		**16**	**65**	**3,015**	**46.4**	**29**	**191**	**2,724**	**41.9**	**5**	**27**	**71**	**0**	**10-7**	

2023 GAME-BY-GAME REGULAR-SEASON STATISTICS (PATRIOTS)

DATE	OPPONENT		NO.	YDS.	AVG.	OPP. RET.	YDS.	NET YDS.	AVG	TB	IN20	LG	BK	W/L	SCORE
09/17	Dolphins						PRACTICE SQUAD							L	17-24
09/24	at Jets						PRACTICE SQUAD							W	15-10
10/01	at Cowboys						PRACTICE SQUAD							L	3-38
10/08	Saints						NOT ON ROSTER							L	0-34
10/15	at Raiders						NOT ON ROSTER							L	17-21
10/22	Bills						NOT ON ROSTER							W	29-25
10/29	at Dolphins						NOT ON ROSTER							L	17-31
11/05	Commanders						NOT ON ROSTER							L	17-20
11/12	Colts						NOT ON ROSTER							L	6-10
11/26	at Giants						NOT ON ROSTER							L	7-10
12/03	Chargers						NOT ON ROSTER							L	0-6
12/07	at Steelers						NOT ON ROSTER							W	21-18
12/17	Chiefs						NOT ON ROSTER							L	17-27
12/24	at Broncos						NOT ON ROSTER							W	26-23
12/31	at Bills						NOT ON ROSTER							L	21-27
01/07	Jets						NOT ON ROSTER							L	3-17
2023 TOTALS		**0**	**0**	**0**	**0.0**	**0**	**0**	**0**	**0.0**	**0**	**0**	**0**	**0**	**4-12**	

2022 GAME-BY-GAME REGULAR-SEASON STATISTICS (BRONCOS)

DATE	OPPONENT		NO.	YDS.	AVG.	OPP. RET.	YDS.	NET YDS.	AVG	TB	IN20	LG	BK	W/L	SCORE
09/12	at Seahawks	P	1	36	36.0	0	0	36	36.0	0	1	36	0	L	16-17
09/18	Texans	P	5	214	42.8	1	7	167	33.4	2	1	50	0	W	16-9
09/25	49ers	P	10	476	47.6	5	40	436	43.6	0	6	57	0	W	11-10
10/02	at Raiders	P	5	241	48.2	3	7	214	42.8	1	2	55	0	L	23-32
10/06	Colts	P	5	229	45.8	3	22	207	41.4	0	1	52	0	L	9-12+
10/17	at Chargers	P	7	323	46.1	3	39	284	40.6	0	4	58	0	L	16-19+
10/23	Jets	P	6	240	40.0	0	0	240	40.0	0	3	46	0	L	9-16
10/30	at Jaguars	P	6	306	51.0	4	25	281	46.8	0	1	54	0	W	21-17
11/13	at Titans	P	9	411	45.7	4	51	340	37.8	1	0	58	0	L	10-17
11/20	Raiders	P	4	187	46.8	4	28	159	39.8	0	0	54	0	L	16-22+
11/27	at Panthers	P	7	367	52.4	5	44	323	46.1	0	2	58	0	L	10-23
12/04	at Ravens	P	7	288	41.1	1	3	285	40.7	0	2	46	0	L	9-10
12/11	Chiefs	P	7	333	47.6	4	22	291	41.6	1	0	51	0	L	28-34
12/18	Cardinals	P	5	224	44.8	2	11	213	42.6	0	3	56	0	W	24-15
12/25	at Rams	P	2	100	50.0	1	12	88	44.0	0	1	56	0	L	14-51
01/01	at Chiefs	P	5	257	51.4	2	14	223	44.6	1	2	57	0	L	24-27
01/08	Chargers	P	5	238	47.6	2	37	201	40.2	0	1	59	0	W	31-28
2022 TOTALS		**17**	**96**	**4,470**	**46.6**	**44**	**362**	**3,988**	**41.5**	**6**	**30**	**59**	**0**	**5-12**	

+ - Overtime

2021 GAME-BY-GAME REGULAR-SEASON STATISTICS (RAIDERS/PATRIOTS/STEELERS)

DATE	OPPONENT		NO.	YDS.	AVG.	OPP. RET.	YDS.	NET YDS.	AVG	TB	IN20	LG	BK	W/L	SCORE
09/13	Ravens						NOT ON ROSTER							W	33-27+
09/19	at Steelers						NOT ON ROSTER							W	26-17
09/26	Dolphins						NOT ON ROSTER							W	31-28+
10/04	at Chargers						NOT ON ROSTER							L	14-28
10/10	Bears						NOT ON ROSTER							L	9-20
10/17	at Broncos						NOT ON ROSTER							W	34-24
10/24	Eagles						NOT ON ROSTER							W	33-22
11/07	at Giants						NOT ON ROSTER							L	16-23
11/14	Chiefs						NOT ON ROSTER							L	14-41
11/21	Bengals						NOT ON ROSTER							L	13-32
						Went from **Raiders** to **Patriots**.									
11/28	Titans						PRACTICE SQUAD							W	36-13
12/06	at Bills						PRACTICE SQUAD							W	14-10
12/18	at Colts						PRACTICE SQUAD							L	17-27
						Went from **Patriots** to **Steelers**.									
12/26	at Chiefs	P	2	121	60.5	1	18	83	41.5	1	0	63	0	L	10-36
01/03	Browns	P	5	244	48.8	4	29	215	43.0	0	1	53	0	W	26-14
01/09	at Ravens						ON INACTIVE LIST							W	16-13+
2021 TOTALS		**2**	**7**	**365**	**52.1**	**5**	**47**	**298**	**42.6**	**1**	**1**	**63**	**0**	**9-7**	

+ - Overtime

2020 GAME-BY-GAME REGULAR-SEASON STATISTICS (STEELERS)

DATE	OPPONENT		NO.	YDS.	AVG.	OPP. RET.	YDS.	NET YDS.	AVG	TB	IN20	LG	BK	W/L	SCORE
09/14	at Giants						PRACTICE SQUAD							W	26-16
09/27	Texans						PRACTICE SQUAD							W	28-21
10/11	Eagles						PRACTICE SQUAD							W	38-29
10/18	Browns						PRACTICE SQUAD							W	38-7
10/25	at Titans						PRACTICE SQUAD							W	27-24
11/01	at Ravens						PRACTICE SQUAD							W	28-24
11/08	at Cowboys						PRACTICE SQUAD							W	24-19
11/15	Bengals						PRACTICE SQUAD							W	36-10
11/22	at Jaguars						PRACTICE SQUAD							W	27-3
12/02	Ravens						PRACTICE SQUAD							W	19-14
12/07	Football Team						PRACTICE SQUAD							L	17-23
12/13	at Bills						PRACTICE SQUAD							L	15-26
12/21	at Bengals						PRACTICE SQUAD							L	17-27
12/27	Colts						PRACTICE SQUAD							W	28-24
01/03	at Browns						PRACTICE SQUAD							L	22-24
2020 TOTALS		**0**	**0**	**0**	**0.0**	**0**	**0**	**0**	**0.0**	**0**	**0**	**0**	**0**	**11-4**	

2024 GAME-BY-GAME POSTSEASON STATISTICS (STEELERS)

DATE	OPPONENT		NO.	YDS.	AVG.	OPP. RET.	YDS.	NET YDS.	AVG	TB	IN20	LG	BK	W/L	SCORE
01/11	at Ravens	P	5	257	51.4	1	4	253	50.6	0	5	60	0	L	14-28
2024 TOTALS		**1**	**5**	**257**	**51.4**	**1**	**4**	**253**	**50.6**	**0**	**5**	**60**	**0**	**0-1**	

2021 GAME-BY-GAME POSTSEASON STATISTICS (STEELERS)

DATE	OPPONENT		NO.	YDS.	AVG.	OPP. RET.	YDS.	NET YDS.	AVG	TB	IN20	LG	BK	W/L	SCORE
01/16	at Chiefs						DID NOT PLAY							L	21-42
2021 TOTALS		**0**	**0**	**0**	**0.0**	**0**	**0**	**0**	**0.0**	**0**	**0**	**0**	**0**	**0-1**	

2020 GAME-BY-GAME POSTSEASON STATISTICS (STEELERS)

DATE	OPPONENT		NO.	YDS.	AVG.	OPP. RET.	YDS.	NET YDS.	AVG	TB	IN20	LG	BK	W/L	SCORE
01/10	Browns						PRACTICE SQUAD							L	37-48
2020 TOTALS		**0**	**0**	**0**	**0.0**	**0**	**0**	**0**	**0.0**	**0**	**0**	**0**	**0**	**0-1**	

JAYLEN WARREN

RB

30

HEIGHT: 5-8
WEIGHT: 215
BORN: November 1, 1998
COLLEGE: Oklahoma State

HOW ACQUIRED: UDFA '22
NFL EXPERIENCE: 4th year
BIRTHPLACE Cottonwoods Heights, UT

PRO CAREER

- Has played in 48 regular-season games (no starts) in his three-year NFL career (Pittsburgh 2022-24)
- Has recorded 1,674 rushing yards and six rushing TDs on 346 attempts (4.8 avg.) and added 127 catches for 894 yards (7.0 avg.)
- Made NFL debut in Week 1 of 2022 (at Cincinnati)

2024 (STEELERS)

- Played in 15 regular-season games (no starts)
- Rushed 120 times for 511 yards (4.3 avg.) and one rushing TD
- Added 38 receptions for 310 yards (8.2 avg.)
- Scored a three-yard rushing TD at the Browns in Week 12
- Was inactive due to injury in Weeks 4 and 5

2023 (STEELERS)

- Played in 17 regular-season games (no starts)
- Rushed 149 times for 784 yards (5.3 avg.) and four TDs
- Added 61 receptions for 370 yards (6.1 avg.)
- Warren and Najee Harris each eclipsed 1,000 scrimmage yards in 2023
- Warren and Harris were the fourth duo in franchise history to eclipse 1,000 scrimmage yards in the same season and first since Walter Abercrombie and Earnest Jackson in 1986 (Abercrombie and Frank Pollard also accomplished the feat in 1985, as did Franco Harris and Rocky Bleier in 1976)
- Warren and Harris each rushed for at least 750 yards in 2023
- First pair of Steelers' running backs to rush for 750 or more yards in the same since season 2004 (Jerome Bettis, 941; Duce Staley, 830)
- Rushed 13 times for 75 yards (5.8 avg.) and one TD while adding 23 receiving yards on four receptions (5.8 avg.) in Week 17 at Seattle
- Registered an 18-yard TD run with 1:47 remaining in the first quarter that gave the Steelers a 7-0 lead over the Seahawks
- Led the team with 129 yards on nine carries (14.3 avg.) while adding 16 receiving yards on three receptions (5.3 avg.) in Week 11 at Cleveland
- Registered a 74-yard TD run with 14:10 remaining in the third quarter that cut the Browns lead to 10-7
- The 74-yard TD run was the longest by the Steelers since Le'Veon Bell had an 81-yard TD run in Week 3 of 2014 (at Carolina)
- The 74-yard TD run was the second-longest by the Steelers in the series history with Cleveland (Willie Parker had an 80-yard TD run in Week 16 of 2005)
- Rushed for 100 yards or more in both Week 10 (vs. Green Bay) and Week 11 (at Cleveland)
- First Steelers player to rush for 100 or more yards in consecutive games since James Conner in Weeks 2-3 of 2020
- First undrafted running back to register back-to-back 100-yard rushing games since C.J. Anderson (L.A. Rams) in Weeks 16 and 17 of 2018
- Second undrafted running back in franchise history to register back-to-back 100-yard rushing games
- Willie Parker is the only other undrafted running back in franchise history to accomplish the feat (had streaks of four games, three games, three games, two games, two games and two games)
- Registered 19 runs of 10 yards or more after Week 9, which was tied for the fifth-most in the League over the span
- Averaged 5.86 yards/rush after Week 9, which was the second-best in the League over the span (min. 100 carries)

2022 (STEELERS)

- Played in 16 regular-season games (no starts)
- Rushed 77 times for 379 yards and one touchdown
- Added on 28 receptions for 214 yards
- Ranked sixth in rushing yards by an undrafted free agent running back in 2022
- Broke off runs of 10-plus yards 11 times, including three in Week 8 at Philadelphia
- Caught a pass for 26 yards, his longest reception and the longest by a Steelers running back of the season, in Week 10 vs. New Orleans
- Was inactive Week 12 at Indianapolis due to injury
- Punched in his first career touchdown in Week 15 at Carolina on a two-yard run
- Had a season-long 31-yard run in Week 17 at Baltimore to contribute to his total of 98 all-purpose yards

TRANSACTIONS

- Signed as an undrafted free agent with Pittsburgh on May 2, 2022

PERSONAL

- Derrell Jaylen Warren was born Nov. 1, 1998, in Clinton, North Carolina
- Son of Derrick and Salaneta Warren
- Graduated with a degree in sociology
- Named the 2016 Deseret News' Mr. Football and the Salt Lake Tribune Player of the Year after leading East to an undefeated 14-0 season and second consecutive Class 4A state championship
- Helped the Leopards lead the nation in rushing with 6,797 yards (485.5 ypg)
- Totaled 3,099 yards rushing during his senior season to shatter the 37-year-old single-season state rushing record, while becoming the first player in the history of Utah high school football to ever reach the 3,000-yard mark
- Tied a single-season state record with 38 rushing touchdowns as a senior in 2016

COLLEGE

- A JUCO product (Snow College, 2018) who played two years at Utah State (2019-20) before transferring to Oklahoma State for his final collegiate season (2021)
- Rushed for 2,126 yards and 19TDs on 407 carrries (5.0 yards/rush) in 29 career college games
- Named the 2021 Big 12 Offensive Newcomer of the Year by the league's head coaches
- Voted as a captain by his teammates at the end of his lone season in Stillwater
- One of seven finalists for the 2021 Polynesian College Football Player of the Year Award
- Finished 2021 ranked in top 25 among all FBS players with 1,216 rushing yards and 11 carries of at least 20 yards
- Ranked 28th in the FBS with 1,441 yards from scrimmage in 2021
- His '21 season rushing total tied for 19th-most in a single season in school history
- Started the final 12 games of the year and played in all 14, although he was availble for just the first two snaps with no carries due to an injury in the Big 12 Championship game
- Scored 11 rushing TDs on the year
- Finished with five 100-yard rushing performances, including 218 vs. Boise State, 193 vs. Texas, 125 vs. Baylor, 123 vs. Kansas State and 113 vs. TCU
- Had OSU's longest rush (75-yard TD run at Boise State) and reception (52-yard catch vs. K-State) of the year
- Had two of the top six single-game rushing yardage totals in the Big 12, including No. 2 (218 at Boise State) and No. 6 (193 at Texas)
- Received five Big 12 weekly honors, which marked two more than any other player in the conference

JAYLEN WARREN'S NFL REGULAR SEASON RUSHING/RECEIVING STATISTICS

				RUSHING					RECEIVING				
DATE	TEAM	GP	GS	NO.	YDS.	AVG.	LG	TD	NO.	YDS.	AVG.	LG	TD
2022	Steelers	16	0	77	379	4.9	31	1	28	214	7.6	26	0
2023	Steelers	17	0	149	784	5.3	74t	4	61	370	6.1	30	0
2024	Steelers	15	0	120	511	4.3	22	1	38	310	8.2	29	0
2025	Steelers	7	7	99	404	4.1	37	2	21	193	9.2	65	1
NFL TOTALS		**55**	**7**	**445**	**2,078**	**4.7**	**74T**	**8**	**148**	**1,087**	**7.3**	**65**	**1**

JAYLEN WARREN'S NFL POSTSEASON RUSHING/RECEIVING STATISTICS

				RUSHING					RECEIVING				
DATE	TEAM	GP	GS	NO.	YDS.	AVG.	LG	TD	NO.	YDS.	AVG.	LG	TD
2023	Steelers	1	0	8	38	4.8	12	0	2	16	8.0	16	0
2024	Steelers	1	0	2	6	3.0	4	0	4	19	4.8	7	0
NFL TOTALS		**2**	**0**	**10**	**44**	**4.4**	**12**	**0**	**6**	**35**	**5.8**	**16**	**0**

JAYLEN WARREN'S NFL REGULAR SEASON RETURN STATISTICS

		KICKOFF RETURNS					PUNT RETURNS					
DATE	TEAM	RET.	YDS.	AVG.	LG	TD	NO.	FC	YDS.	AVG.	LG	TD
2022	Steelers	0	0	0.0	0	0	0	0	0	0.0	0	0
2023	Steelers	0	0	0.0	0	0	0	0	0	0.0	0	0
2024	Steelers	9	227	25.2	35	0	0	0	0	0.0	0	0
2025	Steelers	0	0	0.0	0	0	0	0	0	0.0	0	0
NFL TOTALS		**9**	**227**	**25.2**	**35**	**0**	**0**	**0**	**0**	**0.0**	**0**	**0**

JAYLEN WARREN'S NFL POSTSEASON RETURN STATISTICS

		KICKOFF RETURNS					PUNT RETURNS					
DATE	TEAM	RET.	YDS.	AVG.	LG	TD	NO.	FC	YDS.	AVG.	LG	TD
2023	Steelers	1	21	21.0	21	0	0	0	0	0.0	0	0
2024	Steelers	0	0	0.0	0	0	0	0	0	0.0	0	0
NFL TOTALS		**1**	**21**	**21.0**	**21**	**0**	**0**	**0**	**0**	**0.0**	**0**	**0**

SINGLE-GAME HIGHS: RUSHING/RECEIVING

Rush Attempts	18 at New England Patriots, Sep 21, 2025 16 vs. Indianapolis Colts, Nov 02, 2025 ...1 more at 16.
Rushing Yards	129 at Cleveland Browns, Nov 19, 2023 127 at Cincinnati Bengals, Oct 16, 2025
Rushing Average	14.3 at Cleveland Browns, Nov 19, 2023 8.0 vs. Tennessee Titans, Nov 02, 2023
Longest Runs	74t at Cleveland Browns, Nov 19, 2023 37 at Cincinnati Bengals, Oct 16, 2025
Rushing TDs	2 vs. Indianapolis Colts, Nov 02, 2025 1 at Cleveland Browns, Nov 21, 2024 ...5 more at 1.
Receptions	6 at Houston Texans, Oct 01, 2023 5 at New England Patriots, Sep 21, 2025 ...6 more at 5.
Receiving Yards	86 vs. Seattle Seahawks, Sep 14, 2025 66 vs. Cleveland Browns, Sep 18, 2023
Receiving Average	21.5 vs. Seattle Seahawks, Sep 14, 2025 16.5 vs. Cleveland Browns, Sep 18, 2023
Longest Receptions	65 vs. Seattle Seahawks, Sep 14, 2025 30 vs. Cleveland Browns, Sep 18, 2023
Receiving TDs	1 at New York Jets, Sep 07, 2025
All-Purpose Yards	158 at Cincinnati Bengals, Oct 16, 2025 151 at Washington Commanders, Nov 10, 2024
Kickoff Returns	2 vs. Cincinnati Bengals, Jan 04, 2025 2 at Washington Commanders, Nov 10, 2024
Kickoff Return Yards	57 vs. Cincinnati Bengals, Jan 04, 2025 56 at Washington Commanders, Nov 10, 2024
Longest Kickoff Return	35 at Washington Commanders, Nov 10, 2024 34 at Baltimore Ravens, Dec 21, 2024
Special Teams Tackles	1 vs. Cleveland Browns, Jan 08, 2023 1 vs. Tampa Bay Buccaneers, Oct 16, 2022 ...1 more at 1.
Most TDs	2 vs. Indianapolis Colts, Nov 02, 2025 1 at New York Jets, Sep 07, 2025 ...6 more at 1.
Scrimmage Yards	158 at Cincinnati Bengals, Oct 16, 2025 145 at Cleveland Browns, Nov 19, 2023

SINGLE-GAME HIGHS - POSTSEASON: RUSHING/RECEIVING

Rush Attempts	8 at Buffalo Bills, Jan 15, 2024
	2 at Baltimore Ravens, Jan 11, 2025
Rushing Yards	38 at Buffalo Bills, Jan 15, 2024
	6 at Baltimore Ravens, Jan 11, 2025
Rushing Average	4.8 at Buffalo Bills, Jan 15, 2024
Longest Runs	12 at Buffalo Bills, Jan 15, 2024
	10 at Buffalo Bills, Jan 15, 2024
	6 at Buffalo Bills, Jan 15, 2024
	5 at Buffalo Bills, Jan 15, 2024
	4 at Baltimore Ravens, Jan 11, 2025
Receptions	4 at Baltimore Ravens, Jan 11, 2025
	2 at Buffalo Bills, Jan 15, 2024
Receiving Yards	19 at Baltimore Ravens, Jan 11, 2025
	16 at Buffalo Bills, Jan 15, 2024
Receiving Average	4.8 at Baltimore Ravens, Jan 11, 2025
Longest Receptions	16 at Buffalo Bills, Jan 15, 2024
	7 at Baltimore Ravens, Jan 11, 2025
	5 at Baltimore Ravens, Jan 11, 2025
	5 at Baltimore Ravens, Jan 11, 2025
	2 at Baltimore Ravens, Jan 11, 2025
All-Purpose Yards	75 at Buffalo Bills, Jan 15, 2024
	25 at Baltimore Ravens, Jan 11, 2025
Longest Kickoff Return	21 at Buffalo Bills, Jan 15, 2024
Scrimmage Yards	54 at Buffalo Bills, Jan 15, 2024
	25 at Baltimore Ravens, Jan 11, 2025

100-YARD RUSHING GAMES (3): REGULAR SEASON

DATE	TEAM	ATT.	YDS.	AVG.	LG	TD
11/12/23	PACKERS	15	101	6.7	20	1
11/19/23	at Browns	9	129	14.3	74t	1
10/16/25	at Bengals	16	127	7.9	37	0

2025 GAME-BY-GAME REGULAR-SEASON STATISTICS (STEELERS)

			RUSHING					RECEIVING						
DATE	OPPONENT	P/S	NO.	YDS.	AVG.	LG	TD	NO.	YDS.	AVG.	LG	TD	W/L	SCORE
09/07	at Jets	S	11	37	3.4	9	0	2	22	11.0	17	1	W	34-32
09/14	Seahawks	S	14	48	3.4	9	0	4	86	21.5	65	0	L	17-31
09/21	at Patriots	S	18	47	2.6	11	0	5	34	6.8	15	0	W	21-14
09/28	Vikings						ON INACTIVE LIST						W	24-21
10/12	Browns	S	11	52	4.7	11	0	2	11	5.5	6	0	W	23-9
10/16	at Bengals	S	16	127	7.9	37	0	4	31	7.8	15	0	L	31-33
10/26	Packers	S	13	62	4.8	17	0	2	11	5.5	11	0	L	25-35
11/02	Colts	S	16	31	1.9	8	2	2	-2	-1.0	0	0	W	27-20
2025 TOTALS		**7-7**	**99**	**404**	**4.1**	**37**	**2**	**21**	**193**	**9.2**	**65**	**1**	**5-3**	

2024 GAME-BY-GAME REGULAR-SEASON STATISTICS (STEELERS)

			RUSHING					RECEIVING						
DATE	OPPONENT	P/S	NO.	YDS.	AVG.	LG	TD	NO.	YDS.	AVG.	LG	TD	W/L	SCORE
09/08	at Falcons	P	2	7	3.5	8	0	2	13	6.5	9	0	W	18-10
09/15	at Broncos	P	9	42	4.7	11	0	2	19	9.5	12	0	W	13-6
09/22	Chargers	P	3	5	1.7	3	0	1	-4	-4.0	-4	0	W	20-10
09/29	at Colts						ON INACTIVE LIST						L	24-27
10/06	Cowboys						ON INACTIVE LIST						L	17-20
10/13	at Raiders	P	6	7	1.2	7	0	3	11	3.7	8	0	W	32-13
10/20	Jets	P	12	44	3.7	10	0	2	15	7.5	11	0	W	37-15
10/28	Giants	P	9	46	5.1	18	0	2	13	6.5	9	0	W	26-18
11/10	at Commanders	P	14	66	4.7	12	0	2	29	14.5	26	0	W	28-27
11/17	Ravens	P	9	41	4.6	9	0	4	27	6.8	12	0	W	18-16
11/21	at Browns	P	11	45	4.1	15	1	3	19	6.3	11	0	L	19-24
12/01	at Bengals	P	3	9	3.0	6	0	4	55	13.8	29	0	W	44-38
12/08	Browns	P	9	47	5.2	14	0	2	25	12.5	14	0	W	27-14
12/15	at Eagles	P	4	12	3.0	6	0	1	3	3.0	3	0	L	13-27
12/21	at Ravens	P	12	48	4.0	11	0	5	44	8.8	13	0	L	17-34
12/25	Chiefs	P	11	71	6.5	22	0	5	41	8.2	21	0	L	10-29
01/04	Bengals	P	6	21	3.5	9	0	0	0	0.0	0	0	L	17-19
2024 TOTALS		**15-0**	**120**	**511**	**4.3**	**22**	**1**	**38**	**310**	**8.2**	**29**	**0**	**10-7**	

2023 GAME-BY-GAME REGULAR-SEASON STATISTICS (STEELERS)

			RUSHING					RECEIVING						
DATE	OPPONENT	P/S	NO.	YDS.	AVG.	LG	TD	NO.	YDS.	AVG.	LG	TD	W/L	SCORE
09/10	49ers	P	3	6	2.0	3	0	5	12	2.4	9	0	L	7-30
09/18	Browns	P	6	20	3.3	8	0	4	66	16.5	30	0	W	26-22
09/24	at Raiders	P	8	29	3.6	11	0	3	23	7.7	16	0	W	23-18
10/01	at Texans	P	8	29	3.6	18	0	6	26	4.3	7	0	L	6-30
10/08	Ravens	P	9	40	4.4	16	0	3	39	13.0	23	0	W	17-10
10/22	at Rams	P	6	32	5.3	13t	1	1	-1	-1.0	-1	0	W	24-17
10/29	Jaguars	P	5	19	3.8	8	0	4	19	4.8	11	0	L	10-20
11/02	Titans	P	11	88	8.0	22	0	3	25	8.3	9	0	W	20-16
11/12	Packers	P	15	101	6.7	20	1	2	9	4.5	6	0	W	23-19
11/19	at Browns	P	9	129	14.3	74t	1	3	16	5.3	14	0	L	10-13
11/26	at Bengals	P	13	49	3.8	9	0	3	13	4.3	15	0	W	16-10
12/03	Cardinals	P	9	59	6.6	18	0	1	-4	-4.0	-4	0	L	10-24
12/07	Patriots	P	7	11	1.6	7	0	4	29	7.3	12	0	L	18-21
12/16	at Colts	P	10	40	4.0	11	0	5	28	5.6	11	0	L	13-30
12/23	Bengals	P	8	24	3.0	5	0	5	30	6.0	18	0	W	34-11
12/31	at Seahawks	P	13	75	5.8	23	1	4	23	5.8	10	0	W	30-23
01/06	at Ravens	P	9	33	3.7	23	0	5	17	3.4	7	0	W	17-10
2023 TOTALS		**17-0**	**149**	**784**	**5.3**	**74T**	**4**	**61**	**370**	**6.1**	**30**	**0**	**10-7**	

2022 GAME-BY-GAME REGULAR-SEASON STATISTICS (STEELERS)

			RUSHING					RECEIVING						
DATE	OPPONENT	P/S	NO.	YDS.	AVG.	LG	TD	NO.	YDS.	AVG.	LG	TD	W/L	SCORE
09/11	at Bengals	P	3	7	2.3	3	0	0	0	0.0	0	0	W	23-20+
09/18	Patriots	P	4	15	3.8	6	0	1	0	0.0	0	0	L	14-17
09/22	at Browns	P	4	30	7.5	10	0	1	3	3.0	3	0	L	17-29
10/02	Jets	P	3	18	6.0	14	0	1	4	4.0	4	0	L	20-24
10/09	at Bills	P	5	24	4.8	12	0	4	39	9.8	13	0	L	3-38
10/16	Buccaneers	P	2	2	1.0	1	0	0	0	0.0	0	0	W	20-18
10/23	at Dolphins	P	2	7	3.5	4	0	2	17	8.5	10	0	L	10-16
10/30	at Eagles	P	6	50	8.3	19	0	3	25	8.3	15	0	L	13-35
11/13	Saints	P	9	37	4.1	21	0	3	40	13.3	26	0	W	20-10
11/20	Bengals	P	0	0	0.0	0	0	1	9	9.0	9	0	L	30-37
11/28	at Colts					ON INACTIVE LIST							W	24-17
12/04	at Falcons	P	1	5	5.0	5	0	2	14	7.0	7	0	W	19-16
12/11	Ravens	P	3	11	3.7	8	0	2	16	8.0	14	0	L	14-16
12/18	at Panthers	P	11	38	3.5	9	1	1	11	11.0	11	0	W	24-16
12/24	Raiders	P	6	23	3.8	13	0	1	7	7.0	7	0	W	13-10
01/01	at Ravens	P	12	76	6.3	31	0	3	22	7.3	10	0	W	16-13
01/08	Browns	P	6	36	6.0	22	0	3	7	2.3	3	0	W	28-14
2022 TOTALS		**16-0**	**77**	**379**	**4.9**	**31**	**1**	**28**	**214**	**7.6**	**26**	**0**	**9-8**	

+ - Overtime

2024 GAME-BY-GAME POSTSEASON STATISTICS (STEELERS)

			RUSHING					RECEIVING						
DATE	OPPONENT	P/S	NO.	YDS.	AVG.	LG	TD	NO.	YDS.	AVG.	LG	TD	W/L	SCORE
01/11	at Ravens	P	2	6	3.0	4	0	4	19	4.8	7	0	L	14-28
2024 TOTALS		**1-0**	**2**	**6**	**3.0**	**4**	**0**	**4**	**19**	**4.8**	**7**	**0**	**0-1**	

2023 GAME-BY-GAME POSTSEASON STATISTICS (STEELERS)

			RUSHING					RECEIVING						
DATE	OPPONENT	P/S	NO.	YDS.	AVG.	LG	TD	NO.	YDS.	AVG.	LG	TD	W/L	SCORE
01/15	at Bills	P	8	38	4.8	12	0	2	16	8.0	16	0	L	17-31
2023 TOTALS		**1-0**	**8**	**38**	**4.8**	**12**	**0**	**2**	**16**	**8.0**	**16**	**0**	**0-1**	

DARNELL WASHINGTON

TE

80

HEIGHT: 6-7
WEIGHT: 264
BORN: August 17, 2001
COLLEGE: Georgia

HOW ACQUIRED: D3 '23
NFL EXPERIENCE: 2nd year
BIRTHPLACE Las Vegas, NV

PRO CAREER

- Has played in 34 career regular-season games (16 starts) in two-year NFL career (Pittsburgh 2023)
- Has caught 26 passes for 261 yards and one touchdown (10.0 avg.)
- Made NFL debut in Week 1 of 2023 (vs. San Francisco)
- Made NFL starting debut in Week 2 of 2023 (vs. Cleveland)
- Caught his first career touchdown pass in Week 2 of 2024 (at Denver)

2024 (STEELERS)

- Played in 17 regular-season games (nine starts) and played in one playoff contest
- Finished the regular season with 19 receptions for 200 yards and one touchdown
- Scored the first touchdown of his NFL career in the Week 2 win at Denver, hauling in a five-yard pass from QB Justin Fields
- Caught a career-best four passes for 36 yards in the Week 7 win vs. N.Y. Jets

2023 (STEELERS)

- Played in 17 regular-season games (seven starts)
- Caught seven passes for 61 yards (8.7 avg.)

TRANSACTIONS

- Signed four-year contract with Pittsburgh on May 13, 2023
- Drafted by the Steelers in the third round (93rd overall) of the 2023 NFL Draft

PERSONAL

- Played at Desert Pines High School for head coach Tico Rodriguez
- Selected to play for Team Pressure in the 2020 Under Armour All-America Game, where he committed to Georgia in front of a national ESPN2 audience
- 247Sports.com composite five-star prospect
- Ranked as the No. 23 overall prospect nationally, the No. 1 athlete nationally and the top prospect in Nevada
- ESPN.com five-star prospect, No. 19 overall prospect nationally, No. 1 tight end prospect nationally and No. 1 prospect in Nevada
- PrepStar Magazine five-star prospect, Top 150 Dream Team, No. 1 Athlete and ranked No. 13 prospect nationally
- Rivals.com five-star prospect, No. 32 overall prospect nationally, No. 2 overall athlete prospect and No. 1 prospect in Nevada
- Honored as the No. 16 prospect nationally in the USA Today Chosen 25 in the preseason
- As a senior, helped lead Desert Pines to the No. 3 state ranking, an 11-1 record, 43.6 points per game and the 2019 NIAA Class 4A state semifinals
- Hauled in 31 catches for 586 receiving yards and four TDs his senior season, averaging 18.9 yards per reception
- Also played defensive end for DPHS, notching 15 tackles, four for loss, and an interception
- Selected to play for Team Driplomats at the 2019 Opening Finals, where he threw the top powerball throw (51 feet) on record and caught 17 passes for three TDs in 7-on-7 play
- Recognized with the 2018-19 Las Vegas Review Journal Richard Nelson Courage Award for overcoming obstacles to achieve athletic success
- Named to the 2018 USA Today All-USA and NIAA All-State Class 4A Second Team offenses following his junior season
- Also competed for the Jaguars varsity basketball team, averaging 11 points and 12 rebounds per game as a junior
- Full name is Darnell Ernest Washington
- Recipient of the Atlanta Greensboro Football Scholarship

COLLEGE

- Appeared in 36 games (27 starts) at Georgia (2020-22)
- Caught 45 passes for 774 yards and three TDs (17.2 yards per reception)
- 2022 All-SEC second team
- Started 14 of 15 games at tight end in 2022
- Caught 28 passes for 454 yards and two TDs
- Had two catches for 33 yards in season-opening win over Oregon
- Named a team co-captain for the Kent State and Auburn games
- Caught two passes for 33 yards, including a 28-yarder, in win over Samford
- Three catches for 47 yards in win over Florida
- Three catches for 64 yards in win at Missouri
- Had a career-high five receptions for 60 yards in win at Mississippi State
- Also had his first TD catch of the season in the game
- Had career-high four catches for 78 yards in win over Vanderbilt
- Had one catch for nine yards in win over Ohio State in the CFP Semifinal Chick-fil-A Peach Bowl
- Had one catch for 28 yards in the CFP National Championship Game
- Named to the preseason watch list for the John Mackey Award, given to the nation's outstanding collegiate tight end

DARNELL WASHINGTON'S NFL REGULAR SEASON RUSHING/RECEIVING STATISTICS

				RECEIVING					RUSHING				
DATE	TEAM	GP	GS	NO.	YDS.	AVG.	LG	TD	NO.	YDS.	AVG.	LG	TD
2023	Steelers	17	7	7	61	8.7	12	0	0	0	0.0	0	0
2024	Steelers	17	9	19	200	10.5	29	1	0	0	0.0	0	0
2025	Steelers	8	6	13	127	9.8	36	1	0	0	0.0	0	0
NFL TOTALS		**42**	**22**	**39**	**388**	**9.9**	**36**	**2**	**0**	**0**	**0.0**	**0**	**0**

DARNELL WASHINGTON'S NFL POSTSEASON RUSHING/RECEIVING STATISTICS

				RECEIVING					RUSHING				
DATE	TEAM	GP	GS	NO.	YDS.	AVG.	LG	TD	NO.	YDS.	AVG.	LG	TD
2023	Steelers	1	1	0	0	0.0	0	0	0	0	0.0	0	0
2024	Steelers	1	0	1	9	9.0	9	0	0	0	0.0	0	0
NFL TOTALS		**2**	**1**	**1**	**9**	**9.0**	**9**	**0**	**0**	**0**	**0.0**	**0**	**0**

DARNELL WASHINGTON'S NFL REGULAR SEASON RETURN STATISTICS

		KICKOFF RETURNS					PUNT RETURNS					
DATE	TEAM	RET.	YDS.	AVG.	LG	TD	NO.	FC	YDS.	AVG.	LG	TD
2023	Steelers	0	0	0.0	0	0	0	0	0	0.0	0	0
2024	Steelers	0	0	0.0	0	0	0	0	0	0.0	0	0
2025	Steelers	0	0	0.0	0	0	0	0	0	0.0	0	0
NFL TOTALS		**0**	**0**	**0.0**	**0**	**0**	**0**	**0**	**0**	**0.0**	**0**	**0**

DARNELL WASHINGTON'S NFL POSTSEASON RETURN STATISTICS

		KICKOFF RETURNS					PUNT RETURNS					
DATE	TEAM	RET.	YDS.	AVG.	LG	TD	NO.	FC	YDS.	AVG.	LG	TD
2023	Steelers	0	0	0.0	0	0	0	0	0	0.0	0	0
2024	Steelers	0	0	0.0	0	0	0	0	0	0.0	0	0
NFL TOTALS		**0**	**0**	**0.0**	**0**	**0**	**0**	**0**	**0**	**0.0**	**0**	**0**

SINGLE-GAME HIGHS: RECEIVING

Receptions
4 vs. Indianapolis Colts, Nov 02, 2025
4 vs. New York Jets, Oct 20, 2024

Receiving Yards
62 vs. Cleveland Browns, Oct 12, 2025
43 vs. Indianapolis Colts, Nov 02, 2025

Receiving Average
20.7 vs. Cleveland Browns, Oct 12, 2025
10.8 vs. Indianapolis Colts, Nov 02, 2025

Longest Receptions
36 vs. Cleveland Browns, Oct 12, 2025
29 vs. New York Giants, Oct 28, 2024

Receiving TDs
1 at Cincinnati Bengals, Oct 16, 2025
1 at Denver Broncos, Sep 15, 2024

All-Purpose Yards
62 vs. Cleveland Browns, Oct 12, 2025
43 vs. Indianapolis Colts, Nov 02, 2025

Most TDs
1 at Cincinnati Bengals, Oct 16, 2025
1 at Denver Broncos, Sep 15, 2024

SINGLE-GAME HIGHS - POSTSEASON: RECEIVING

Longest Receptions
9 at Baltimore Ravens, Jan 11, 2025

2025 GAME-BY-GAME REGULAR-SEASON STATISTICS (STEELERS)

				RECEIVING					RUSHING						
DATE	OPPONENT	P/S	NO.	YDS.	AVG.	LG	TD	NO.	YDS.	AVG.	LG	TD	W/L	SCORE
09/07	at Jets	S	0	0	0.0	0	0	0	0	0.0	0	0	W	34-32
09/14	Seahawks	P	0	0	0.0	0	0	0	0	0.0	0	0	L	17-31
09/21	at Patriots	S	0	0	0.0	0	0	0	0	0.0	0	0	W	21-14
09/28	Vikings	S	3	20	6.7	8	0	0	0	0.0	0	0	W	24-21
10/12	Browns	S	3	62	20.7	36	0	0	0	0.0	0	0	W	23-9
10/16	at Bengals	S	3	2	0.7	8	1	0	0	0.0	0	0	L	31-33
10/26	Packers	P	0	0	0.0	0	0	0	0	0.0	0	0	L	25-35
11/02	Colts	S	4	43	10.8	13	0	0	0	0.0	0	0	W	27-20
2025 TOTALS		**8-6**	**13**	**127**	**9.8**	**36**	**1**	**0**	**0**	**0.0**	**0**	**0**	**5-3**	

2024 GAME-BY-GAME REGULAR-SEASON STATISTICS (STEELERS)

			RECEIVING					RUSHING						
DATE	OPPONENT	P/S	NO.	YDS.	AVG.	LG	TD	NO.	YDS.	AVG.	LG	TD	W/L	SCORE
09/08	at Falcons	S	1	5	5.0	5	0	0	0	0.0	0	0	W	18-10
09/15	at Broncos	P	1	5	5.0	5t	1	0	0	0.0	0	0	W	13-6
09/22	Chargers	P	0	0	0.0	0	0	0	0	0.0	0	0	W	20-10
09/29	at Colts	S	2	31	15.5	20	0	0	0	0.0	0	0	L	24-27
10/06	Cowboys	P	1	5	5.0	5	0	0	0	0.0	0	0	L	17-20
10/13	at Raiders	S	1	9	9.0	9	0	0	0	0.0	0	0	W	32-13
10/20	Jets	S	4	36	9.0	18	0	0	0	0.0	0	0	W	37-15
10/28	Giants	P	1	29	29.0	29	0	0	0	0.0	0	0	W	26-18
11/10	at Commanders	S	1	6	6.0	6	0	0	0	0.0	0	0	W	28-27
11/17	Ravens	S	2	42	21.0	25	0	0	0	0.0	0	0	W	18-16
11/21	at Browns	P	3	14	4.7	6	0	0	0	0.0	0	0	L	19-24
12/01	at Bengals	P	1	10	10.0	10	0	0	0	0.0	0	0	W	44-38
12/08	Browns	S	0	0	0.0	0	0	0	0	0.0	0	0	W	27-14
12/15	at Eagles	S	0	0	0.0	0	0	0	0	0.0	0	0	L	13-27
12/21	at Ravens	S	0	0	0.0	0	0	0	0	0.0	0	0	L	17-34
12/25	Chiefs	P	1	8	8.0	8	0	0	0	0.0	0	0	L	10-29
01/04	Bengals	P	0	0	0.0	0	0	0	0	0.0	0	0	L	17-19
2024 TOTALS		**17-9**	**19**	**200**	**10.5**	**29**	**1**	**0**	**0**	**0.0**	**0**	**0**	**10-7**	

2023 GAME-BY-GAME REGULAR-SEASON STATISTICS (STEELERS)

			RECEIVING					RUSHING						
DATE	OPPONENT	P/S	NO.	YDS.	AVG.	LG	TD	NO.	YDS.	AVG.	LG	TD	W/L	SCORE
09/10	49ers	P	0	0	0.0	0	0	0	0	0.0	0	0	L	7-30
09/18	Browns	S	0	0	0.0	0	0	0	0	0.0	0	0	W	26-22
09/24	at Raiders	S	0	0	0.0	0	0	0	0	0.0	0	0	W	23-18
10/01	at Texans	S	1	10	10.0	10	0	0	0	0.0	0	0	L	6-30
10/08	Ravens	S	0	0	0.0	0	0	0	0	0.0	0	0	W	17-10
10/22	at Rams	P	0	0	0.0	0	0	0	0	0.0	0	0	W	24-17
10/29	Jaguars	P	0	0	0.0	0	0	0	0	0.0	0	0	L	10-20
11/02	Titans	P	1	7	7.0	7	0	0	0	0.0	0	0	W	20-16
11/12	Packers	S	1	6	6.0	6	0	0	0	0.0	0	0	W	23-19
11/19	at Browns	P	1	8	8.0	8	0	0	0	0.0	0	0	L	10-13
11/26	at Bengals	P	1	10	10.0	10	0	0	0	0.0	0	0	W	16-10
12/03	Cardinals	P	0	0	0.0	0	0	0	0	0.0	0	0	L	10-24
12/07	Patriots	S	1	12	12.0	12	0	0	0	0.0	0	0	L	18-21
12/16	at Colts	P	0	0	0.0	0	0	0	0	0.0	0	0	L	13-30
12/23	Bengals	P	1	8	8.0	8	0	0	0	0.0	0	0	W	34-11
12/31	at Seahawks	S	0	0	0.0	0	0	0	0	0.0	0	0	W	30-23
01/06	at Ravens	P	0	0	0.0	0	0	0	0	0.0	0	0	W	17-10
2023 TOTALS		**17-7**	**7**	**61**	**8.7**	**12**	**0**	**0**	**0**	**0.0**	**0**	**0**	**10-7**	

2024 GAME-BY-GAME POSTSEASON STATISTICS (STEELERS)

			RECEIVING					RUSHING						
DATE	OPPONENT	P/S	NO.	YDS.	AVG.	LG	TD	NO.	YDS.	AVG.	LG	TD	W/L	SCORE
01/11	at Ravens	P	1	9	9.0	9	0	0	0	0.0	0	0	L	14-28
2024 TOTALS		**1-0**	**1**	**9**	**9.0**	**9**	**0**	**0**	**0**	**0.0**	**0**	**0**	**0-1**	

2023 GAME-BY-GAME POSTSEASON STATISTICS (STEELERS)

			RECEIVING					RUSHING						
DATE	OPPONENT	P/S	NO.	YDS.	AVG.	LG	TD	NO.	YDS.	AVG.	LG	TD	W/L	SCORE
01/15	at Bills	S	0	0	0.0	0	0	0	0	0.0	0	0	L	17-31
2023 TOTALS		**1-1**	**0**	**0**	**0.0**	**0**	**0**	**0**	**0**	**0.0**	**0**	**0**	**0-1**	

T.J. WATT

LB

90

HEIGHT: 6-4
WEIGHT: 252
BORN: October 11, 1994
COLLEGE: Wisconsin

HOW ACQUIRED: D1 '17
NFL EXPERIENCE: 9th year
BIRTHPLACE Pewaukee, WI

PRO CAREER

AWARDS

- 2021 Associated Press Defensive Player of the Year
- 2021 PFWA Defensive Player of the Year
- 2021 Sporting News Defensive Player of the Year
- Seven-time Pro Bowler (2018, 2019, 2020, 2021, 2022, 2023, 2024)
- Eight-time AFC Defensive Player of the Week (Weeks 1 and 5 of 2018; Week 2 of 2020; Weeks 6, 13 and 17 of 2021; Week 18 of 2023; Week 8 of 2024)
- Six-time NFL Top 100 (2019, 93; 2020, 25; 2021, 9; 2022, 6; 2023, 27; 2024, 8)
- Five-time Pro Football Writers of America (PFWA) First Team All-NFL (2019, 2020, 2021, 2023, 2024)
- Five-time Pittsburgh Steelers MVP (2019, 2020, 2021, 2023, 2024)
- Five-time Sporting News First Team All-Pro (2019, 2020, 2021, 2023, 2024)
- Four-time Associated Press First Team All-Pro (2019, 2020, 2021, 2023)
- His four AP First Team All-Pro selections is tied for the fifth-most among active NFL players
- Four-time Steelers team captain (2020, 2022, 2023, 2024)
- Four-time AFC Defensive Player of the Month (November 2019; September 2020; November 2020; September 2023)
- Three-time The Committee of 101 AFC Defensive Player of the Year (2020, 2021, 2023)
- Three-time Deacon Jones Award winner (2020, 2021, 2023)
- Three-time Pro Football Focus First Team All-Pro (2019, 2020, 2024)
- Two-time Associated Press Second Team All-Pro (2020, 2024)
- Two-time Associated Press Defensive Player of the Year Runner-up (2020, 2023)
- 2017 NFL All-Rookie Team

CAREER HIGHLIGHTS

- Has played in 121 regular-season games (121 starts) over his eight-year NFL career (Steelers 2017-24)
- Has registered 460 tackles (330 solo), 225 quarterback hits, 126 tackles for loss, 108.0 sacks, 49 passes defensed, 33 forced fumbles, seven interceptions and 12 fumble recoveries
- Led the NFL with 22.5 sacks in 2021 (despite missing two full games and portions of four others), tying Pro Football Hall of Famer Michael Strahan (22.5 sacks in 2001) for the most in a season since 1982, when the individual sack became an official statistic
- Fifth player to reach 22.0 sacks in a single season since 1982
- Twelfth player (13th season) to reach 20.0 sacks in a single season since 1982
- Second Pittsburgh player overall and the first since James Harrison in 2008 to receive the Defensive Player of the Year award, annually given to the League's top defensive player
- First linebacker to win the award since Baltimore's Terrell Suggs in 2011 and the ninth overall linebacker presented the PFWA Defensive Player of the Year honor
- First player in franchise history to earn Steelers' Most Valuable Player in four consecutive seasons
- First player since 1982, when the individual sack became an official statistic, to lead the League in sacks three times (2020, 2021 and 2023)
- Watt (three), Alan Page (three), Reggie White (three), Ray Lewis (three), Bruce Smith (three), Aaron Donald (four) and J.J. Watt (four) are the only players to win The Committee of 101 Defensive Player of the Year award at least three times in either conference since the inaugural event in 1969
- Joined Hall of Famer Joe Greene as the only two Steelers to win The Committee of 101 AFC Defensive Player of the Year award more than once (Greene won the award in 1972 and 1974)
- Averaged 0.89 sacks/game since entering the League back in 2017, which is the best in NFL history (min. 120 games started)
- His 108.0 career sacks are the third-most by a player in his first eight seasons in the NFL since 1982, when the individual sack became an official statistic
- His 108.0 career sacks are the most in franchise history
- His 108.0 career sacks are the most in the NFL since the start of the 2017 season
- Has registered 48.0 sacks in 45 career games vs. AFC North foes, which is the most by any player since the division was adopted after the restructuring of the 2002 NFL season when the League realigned divisions after expanding to 32 teams
- Has registered 21.0 sacks in 22 career road games vs. AFC North foes, which is the second-most by any player since the division was adopted in 2002
- Has registered 17.0 sacks vs. Cleveland, 17.0 sacks vs. Baltimore and 14.0 sacks vs. Cincinnati
- His 17.0 sacks vs. Baltimore (16 career games) are the most against the Ravens in their franchise history – James Harrison (16.0) is the only player in NFL history with 16.0+ sacks against Baltimore and it took him 27 career games
- Only player in franchise history with 17.0+ sacks against a single opponent (17.0 vs. CLE; 17.0 vs. BLT).
- Only other active NFL player with 17.0+ sacks against a single opponent is Cameron Jordan (24.0 vs. ATL; 17.0 vs. TB) – each was accomplished in at least 28 career games
- Has registered double-digit sack seasons six times in his eight-year career
- His six double-digit sack seasons are the most by a Steeler since 1982, when the individual sack became an official statistic
- Surpassed Pro Football Hall of Famer DeMarcus Ware (113 games) as the second-fastest player to reach 100 career sacks since 1982 (did so in 109 games), when the individual sack became an official statistic
- Only Pro Football Hall of Famer Reggie White (96) reached the milestone in fewer games
- Third player since 1982, when the individual sack became an official statistic, with 100.0 career sacks prior to his 30th birthday, joining Pro Football Hall of Famer Reggie White, 108.0, and Jared Allen, 105.0 (Watt turned 30 years old on Oct. 11, 2024)
- First player since 1982, when the individual sack became an official statistic, to lead the League in sacks three times (2020, 2021 and 2023)
- Ranks among the top eight active players in strip sacks (2nd), forced fumbles (1st), QB hits (4th), fumble recoveries (t-4th), sacks (4th) and tackles for loss (t-7th)
- Only player in NFL history with at least at least 108.0 sacks, 125 tackles for loss, 225 QB hits, 33 forced fumbles, 23 strip sacks and 12 fumble recoveries
- Has registered 59.0 sacks in the second half/OT since the start of the 2017 season, which are the most in the NFL
- Has registered at least five QB hits, three tackles for loss, 2.0 sacks and a forced fumble in the same game three times in his career, while the rest of the NFL, combined, has accomplished it seven times

CAREER HIGHLIGHTS

- Recorded a career-high 4.0 sacks vs. Cleveland in Week 17 of 2021
- Has recorded at least two quarterback hits, two tackles for loss and 2.0 sacks in 17 different games since the start of the 2017 season, which is the most in the League over the span
- First player in franchise history with at least 19.0 sacks in multiple seasons
- Fourth player since 1982 with at least 19.0 sacks in two of his first eight NFL seasons, joining DeMarcus Ware, his brother, J.J. Watt and Mark Gastineau
- His two seasons with at least 19.0 sacks are tied for the most in NFL history
- Fifth player since 1982, when the individual sack became an official statistic, with at least 15.0 sacks in three of his first eight seasons, joining Pro Football Hall of Famer Reggie White (four), brother J.J. Watt (four), DeMarcus Ware (three) and Simeon Rice (three)
- His three seasons with at least 15.0 sacks are tied for the third-most in NFL history
- His four seasons with at least 14.0 sacks are the most by a Steelers player in their first eight seasons in the League
- His four seasons with at least 14.0 sacks are tied for the second-most in NFL history by a player in their first eight seasons in the League
- His four seasons with at least 14.0 sacks are tied for the fourth-most in NFL history
- Only player in franchise history with 13.0 or more sacks in multiple seasons (done it five times)
- Third player in NFL history with at least 14.5 sacks in three consecutive seasons (2019-21), joining Jared Allen (2007-09) and Reggie White (1986-88)
- Has sacked 49 different quarterbacks in his career, including 30 more than once (has sacked both Baker Mayfield and Lamar Jackson 8.5 times, more than he's sacked any other quarterback)
- Has registered at least half a sack against 28 different teams, at least 1.0 sack against 27 teams and multiple sacks against 21 teams
- Has recorded at least 1.0 sack in 68 career games, which is the fourth-most career games with at least 1.0 sack in a player's first eight NFL seasons since 1982, when the individual sack became an official statistic
- Fifth NFL player since 1982, when the individual sack became an official statistic, to record at least 2.0 sacks in 25 or more games in his first eight seasons, only Reggie White (33), Jared Allen (28) and Simeon Rice (27) had more
- Has recorded at least 2.0 sacks in 25 career games, which is tied for the fourth-most in a player's first eight NFL seasons since 1982, when the individual sack became an official statistic
- Has registered at least 3.0 sacks in six career games, which is tied for the seventh-most in a player's first eight NFL seasons since 1982, when the individual sack became an official statistic
- Has recorded at least 1.0 sack in 68 career games, which is the second-most by a Steeler since 1982, when the individual sack became an official statistic
- Has registered at least 2.0 sacks in 25 career games, which is the most by a Steeler since 1982, when the individual sack became an official statistic
- Has recorded at least 3.0 sacks in six career games, which is tied for the most by a Steeler since 1982, when the individual sack became an official statistic
- His 68 career games with at least 1.0 sacks is tied for the seventh-most among active players since 1982, when the individual sack became an official statistic
- His 25 career games with at least 2.0 sacks is tied for the most among active players since 1982, when the individual sack became an official statistic
- His six career games with at least 3.0 sacks is tied for the most among active players since 1982, when the individual sack became an official statistic
- Has recorded at least 1.0 sack in 68 different games since the start of the 2017 season, which is the most in the League over the span
- Has registered at least 2.0 sacks in 25 different games since the start of the 2017 season, which is the most in the League over the span
- Has recorded at least 3.0 sacks in six different games since the start of the 2017 season, which is the most in the League over the span
- Registered the second-most sacks by a player in his first 100 career games since 1982 (91.5)
- Fourth player since 1982, when the individual sack became an official statistic, to register 100.0 or more sacks, 30 or more forced fumbles and seven or more interceptions
- In 2023, Watt became the second player – and first to do it twice – since 1982, when the individual sack became an official statistic, with at least 19.0 sacks, 19 tackles for loss, 36 quarterback hits, four forced fumbles and three fumble recoveries
- In 2023, Watt ranked in the top-five in the NFL in sacks, tackles for loss, quarterback hits, forced fumbles and fumble recoveries, which marked the season time in three years (2021, 2023) he has done so in the game season (J.J. Watt is the only other player to accomplish the feat since 2012)
- Only player since 1982 with 75.0 or more sacks and seven or more interceptions in his first seven NFL seasons, and only player to accomplish the feat in their first 100 games since 1982
- Only player since 1982 to register 80.0 or more sacks and 16 takeaways in their first 100 career games
- Second player since 1982, when the individual sack became an official statistic, to record at least 13 in four consecutive seasons (2018-21), joining Pro Football Hall of Famer Reggie White, who did it twice (1985-88 and 1990-93)
- Joined Reggie White (four) as the only players to record at least 13 sacks in four of their first five seasons since 1982, when the individual sack became an official NFL statistic (recorded 13 sacks in 2018, 14.5 sacks in 2019, 15.0 sacks in 2020 and 22.5 sacks in 2021)
- Third player since 1982 to record at least 70 sacks over his first five seasons, joining Reggie White (81) and J.J. Watt (74.5)
- His 225 QB hits are tied for the second-most over a player's first eight seasons in NFL history
- His 225 QB hits since entering the NFL in 2017 are the most in the League over the span
- His 225 QB hits are the fourth-most by an active NFL player
- His 126 tackles for loss are the third-most over a player's first eight seasons in NFL history
- His 126 tackles for loss since entering the NFL in 2017 are the most in the League over the span
- His 126 tackles for loss are tied for the seventh-most by an active NFL player
- His 23 strip sacks since entering the NFL in 2017 are the most in the League over the span
- His 23 strip sacks are the second-most by an active NFL player
- His 23 strip sacks are the most by a Steelers player since 2000
- His 33 forced fumbles are the third-most over a player's first eight seasons in NFL history
- His 33 forced fumbles since entering the NFL in 2017 are the most in the League over the span
- His 33 forced fumbles are the third-most by an active NFL player
- His 33 forced fumbles are tied for the 12th-most in the NFL since 1994
- His 33 forced fumbles are the most by a Steelers player since 1994
- His 12 fumble recoveries are the second-most in the NFL since the start of the 2017 season
- His 44 combined interceptions (six), forced fumbles (26) and fumble recoveries (12) are the most in the NFL since 2019
- Has recorded 67.5 sacks at Acrisure Stadium, including at least half a sack in 42 of the last 52 home games, the most sacks over a player's first 62 career home games in NFL history
- Reached 100.0+ sacks in his 109th career game, which is the second-fewest games to that total since 1982
- Reached 95.0+ sacks in his 104th career game, which is the second-fewest games to that total since 1982
- Reached 90.0+ sacks in his 98th career game, which is the second-fewest games to that total since 1982
- Reached 85.0+ sacks in his 92nd career game, which is the second-fewest games to that total since 1982
- Reached 80.0+ sacks in his 88th career game, which is the second-fewest games to that total since 1982
- Reached 75.0+ sacks in his 84th career game, which is the third-fewest games to that total since 1982
- Reached 70.0+ sacks in his 76th career game, which is the third-fewest games to that total since 1982
- Reached 60.0+ sacks in his 69th career game, which is the fourth-fewest games to that total since 1982
- Reached 50.0+ sacks in his 63rd career game, which is the 10th-fewest games to that total since 1982
- Made NFL debut in Week 1 of 2017 (at Cleveland)
- Made NFL starting debut in Week 1 of 2017 (at Cleveland)

2024 (STEELERS)

- Started all 17 regular-season games
- Registered 61 tackles (40 solo), 11.5 sacks, four passes defensed, 19 tackles for loss, 27 QB hits, six forced fumbles, three strip sacks, two takeaways and two fumble recoveries
- Ranked in the top eight in strip sacks (t-1st), forced fumbles (1st), QB hits (6th), fumble recoveries (t-7th), sacks (8th) and tackles for loss (2nd)
- Only player in the NFL that ranks among the top eight in the League in the above categories
- Finished with seven tackles (five solo), two QB hits, one tackle for loss, one forced fumble and 2.0 sacks in Week 15 at Philadelphia
- Had three tackles (three solo), five QB hits, three tackles for loss, one forced fumble and 2.0 sacks in Week 13 at Cincinnati
- Third player in the NFL to collect at least five QB hits, three tackles for loss, 2.0 sacks and a forced fumble in the same game and first to do it on the road
- In the 18-16 victory vs. Baltimore in Week 11, finished with three tackles (three solo), two QB hits, two tackles for loss and 1.0 sack. He recorded his 35th career game with at least two TFL
- Named AFC Defensive Player of the Week for his performance in Week 8 vs. N.Y. Giants
- Finished with seven tackles (five solo), two QB hits, two tackles for loss, one forced fumble, one fumble recovery and 2.0 sacks

2023 (STEELERS)

- Started all 17 regular-season games
- Registered 68 tackles (40 solo), 36 quarterback hits, 19 tackles for loss, 19.0 sacks, eight passes defensed, one interception, four forced fumbles and three fumble recoveries
- Named a defensive team captain for the third time as voted on by his teammates
- First player since 1982, when the individual sack became an official statistic, to lead the League in sacks three times (2020, 2021 and 2023)
- Surpassed his brother J.J. Watt, Reggie White, DeMarcus Ware, Michael Strahan, Kevin Greene, Mark Gastineau and Jared Allen, who each led the League in sack twice
- His 19.0 sacks were the most in the NFL
- Recorded a sack in 13 of 17 games, with multiple sacks in seven games
- Intercepted a pass from Rams QB Matthew Stafford at the Rams' 31-yard line and returned it 24 yards to setup a Steelers' touchdown that gave them a 10-9 third-quarter lead in Week 7
- Registered his first interception of the season and seventh of his career (2017-23)
- With 3.0 sacks and a fumble recovery in Week 1 and 1.0 sack with one fumble recovery in Week 2, first player since 1982, when the individual sack became an official statistic, with a sack and fumble recovery in three of his team's first five games of a season
- First player to record 6.0 sacks and have a defensive TD in a team's first three games of a season since individual sacks were first tracked in 1982
- Registered four tackles (two solo), four quarterback hits, two tackles for loss, 1.0 sack, one pass defensed and one fumble recovery (returned for a TD) in Week 2 vs. Cleveland
- Recorded five tackles (five solo), 3.0 sacks, two forced fumbles, one fumble recovery, one strip sack, one tackle for loss, one pass defensed and five quarterback hits in the Week 1 vs. San Francisco
- First player since 1982, when the individual sack became an official statistic by the NFL, to register such a stat line
- Registered a quarterback hit in 15 of 17 games, with multiple quarterback hits in 12 games
- Recorded a tackle for loss hit in 12 of 17 games, with multiple tackles for loss in six games

2022 (STEELERS)

- Played in and started nine games (spent Weeks 2 through 9 on injured reserve)
- Registered 39 tackles (27 solo), 12 quarterback hits, eight tackles for loss, 5.5 sacks, five passes defensed and one interception
- Named a defensive team captain for the second time as voted on by his teammates
- Helped the team achieve a record of 8-2 while he was in the lineup as opposed to a 1-6 record when he was not in the lineup, along with 100 fewer total yards allowed per game (289.9 with, 389.9 without), four times as many sacks (32 with, eight without) and nearly four times as many takeaways (18 with, five without)
- One of three players in the League this season with at least 5.5 sacks and multiple interceptions despite missing seven games
- Recorded six tackles (all solo), three for loss, two passes defensed, one interception, one quarterback hit and 1.0 sack at Cincinnati in Week 1 before leaving the game with an injury
- Registered six tackles (two solo), 0.5 sack, one QB hit, one interception and two passes defensed in his home debut in Week 11 vs. Cincinnati
- Became the third-fastest player to reach 75.0 sacks since 1982 with 1.5 sacks in his 84th career game in Week 15 at Carolina
- Registered four tackles (three solo), 1.0 sack, two tackles for loss and two QB hits vs. Baltimore in Week 17, marking his eighth-consecutive game with at least 0.5 sack and sixth-consecutive game with at least 1.0 sack vs. Baltimore
- Recorded a tackle for loss in each of the last four games and 1.0 sack in three of the last four games

2021 (STEELERS)

- Played in 15 regular-season games (15 starts)
- Led the NFL with 22.5 sacks (despite missing two full games and portions of four others), tied with Pro Football Hall of Famer Michael Strahan (22.5 sacks in 2001) for the most in a season since 1982, when the individual sack became an official statistic
- In addition to his 22.5 sacks, he also led the NFL in tackles for loss (21), quarterback hits (39) and fumble recoveries (three)
- Registered 64 tackles (48 solo), seven passes defensed and five forced fumbles
- Led the NFL in 2021 with 1.50 sacks per game (min. 12 games)
- His average of 1.50 sacks per game in 2021 is the second-highest in single season NFL history (min. 12 games)
- Registered 22.5 sacks, 21 tackles for loss and 39 quarterback hits in 2021 – all of which lead the NFL
- Seventh player to lead the NFL in sacks, tackles for loss and quarterback hits in the same season since 2006 when quarterback hits became an officially recognized statistic
- Fifth player to reach 22.0 sacks in a single season since 1982
- Twelfth player (13th season) to reach 20.0 sacks in a single season since 1982
- Joined Reggie White (1987-88) and Mark Gastineau (1983-84) as the only players to lead the NFL in sacks in back-to-back seasons
- Registered at least 1.5 sacks in nine games (most in NFL)
- Joined Reggie White (1987 – NFL Defensive Player of the Year) as the only players to have nine games with 1.5-plus sacks in a season
- Pittsburgh was 8-2-1 in games in which he had 1.0-plus sacks and 1-5 in games he didn't record a sack
- Recorded 12.5 sacks in the second half and overtime (most in NFL)
- Only four players had more sacks in the second half and overtime (12.5) than him since 2000
- Registered five tackles, including a career-high 4.0 sacks, three tackles for loss, two passes defensed and five QB hits in Week 17 vs. Cleveland
- Recorded 3.5 sacks in Week 13 vs. Baltimore

2020 (STEELERS)

- Named a defensive captain for the first time
- Started all 15 games he played in during the regular season and one playoff game
- Recorded 15.0 sacks, 23 tackles for loss and 41 quarterback hits – third player since at least 2006 to record at least 15.0 sacks, 23 tackles for loss and 40 quarterback hits in a season (J.J. Watt; 2012, 2014, 2015 and Aaron Donald; 2018)
- In addition to his 15.0 sacks, 23 tackles for loss and 41 quarterback hits, which all led the NFL, had seven passes defended, two forced fumbles and one interception
- Seventh player to lead the NFL in sacks, tackles for loss and quarterback hits in the same season since 2006
- His 15.0 sacks, which were a single-season high for him, led the NFL
- His 15.0 sacks ranked tied for second in single-season franchise history
- Eleventh player to register at least 15.0 sacks and 23 tackles for loss in a single season since 1999
- His 41 quarterback hits ranked tied for fifth since the NFL started recognizing the statistic in 2006

2019 (STEELERS)

- Started all 16 games
- Ranked first or second on the Steelers in sacks (14.5, 1st), tackles for loss (14, 2nd), quarterback hits (36, 1st), forced fumbles (eight, 1st) and fumble recoveries (four, t-1st)
- Ranked in the top-five in the NFL in sacks (t-4th), quarterback hits (3rd), forced fumbles (t-1st) and fumble recoveries (t-2nd)
- His 14.5 sacks ranked third in single-season franchise history
- First Steelers player with at least a half sack in nine consecutive games since LaMarr Woodley had a streak of 10 such games (franchise record) that spanned the 2009 and 2010 seasons
- His streak of nine straight games with at least a half sack, which was the longest active streak in the League at the time, came to an end in the 2019 Week 14 victory at Arizona
- His nine-game streak was tied for the fifth-longest in NFL single season history
- First Steelers player with back-to-back seasons of at least 10 sacks since James Harrison and LaMarr Woodley (2008-10)
- Nearly became the first player in the NFL to rank in the top-five in sacks, tackles for loss, quarterback hits, forced fumbles and fumble recoveries in a season since Houston Texans' J.J. Watt in 2014
- Only NFL player since 2008 to have at least 14 sacks, 14 tackles for loss, 36 quarterback hits, eight forced fumbles and four fumble recoveries in a season
- His 14 combined interceptions (two), forced fumbles (eight) and fumble recoveries (four) were the most by an NFL player since Chicago Bears' Charles Tillman in 2012 (15)
- His 14 combined interceptions (two), forced fumbles (eight) and fumble recoveries (four) were tied for the second-most by an NFL player since 2000
- His six total takeaways (interceptions and fumble recoveries) ranked tied for fourth in the NFL
- Only NFL player since 1990 to register at least two interceptions, four fumble recoveries and eight forced fumbles in a single season

2018 (STEELERS)

- Started all 16 games
- His 13.0 sacks ranked tied for the seventh-most by a Steeler in a single-season since the stat became official in 1982 (Chad Brown, 1996)
- Set a single-season career-high with 13.0 sacks – becoming the first Steelers' linebacker with 10 or more sacks in a season since 2010 (James Harrison and LaMarr Woodley) and tied for the ninth-most by a Steeler in a single-season since the stat became official in 1982
- First Steelers linebacker since 2013-14 (Jason Worilds) to record back-to-back seasons with at least 7.0 sacks
- Tallied 6.0 sacks through the first five weeks of the season, becoming the first Steeler with at least 6.0 sacks through the first five games of a season since 2009 (James Harrison, 6.0)
- His six defensive forced fumbles tied as the second-most by a Steeler in a single season since 1994 (James Harrison, 2008: seven)
- Named AFC Defensive Player of the Week for his Week 1 performance at Cleveland
- Totaled single-game career highs in tackles (10 total/seven solo) and sacks (3.0)
- His 3.0 quarterback takedowns vs. Browns marked the second multi-sack game of his NFL career, both occurring on Kickoff Weekends (Sept. 10, 2017 at Cleveland and Sept. 9, 2018 at Cleveland)
- Blocked what could have been a game-winning field goal by Cleveland in OT
- Named AFC Defensive Player of the Week for his Week 5 performance vs. Atlanta
- Led all defenders with game highs in tackles (eight total/six solo) and sacks (3.0)
- His 3.0 sacks marked the third multi-sack game of his NFL career and second of 2018 – matching a single-game career high (3.0, Sept. 9, 2018 at Cleveland)
- Forced a fumble on his third sack of QB Matt Ryan, in the fourth quarter, which was recovered by LB L.J. Fort in the Falcons' end zone for a touchdown
- Recorded a 12-yard strip-sack of Carolina QB Cam Newton in the second quarter (11/8), which increased his career sack total to 15.0 – tying Keith Willis (1982-83) for the second-most by a Steeler in their first two seasons in the NFL with the team since sacks became an official statistic in 1982
- Recorded 2.0 sacks, his third multi-sack game of his 2018 season, and the fourth of his NFL career vs. Jacksonville (11/18)
- Surpassed LaMarr Woodley for the most by a Steeler in their first two seasons in the NFL with the team since sacks became an official statistic in 1982

2017 (STEELERS)

- Started all 15 games he played in during the regular season and one playoff game
- His 7.0 sacks were the second-most by a rookie in Steelers history
- His 7.0 sacks led all NFL rookie linebackers and tied for the second-most among all League rookies
- Only NFL linebacker to finish the regular season with at least 50 tackles (52), 5.0 sacks (7.0), five passes defensed (eight) and one interception (one)
- Third player in NFL history and first on Kickoff Weekend to record 2.0 sacks and an interception in an NFL debut, joining Charles Glaze (Oct. 4, 1987) and Tommy Haynes (Oct. 4, 1987)
- First Steeler with at least 2.0 sacks in their NFL debut since sacks became an official statistic in 1982 (previous mark, 1.5, Kenny Davidson, Sept. 9, 1990 at Cleveland)
- First Steeler with at least 2.0 sacks and an interception in the same game since 2010 (LaMarr Woodley, Dec. 12 vs. Cincinnati)

TRANSACTIONS

- Signed a four-year contract extension with Pittsburgh on Sept. 9, 2021
- The Steelers exercised their fifth-year option on Apr. 28, 2020
- Signed a four-year contract with Pittsburgh on June 14, 2017
- Drafted by the Steelers in the first round (30th overall) of the 2017 NFL Draft

PERSONAL

- Attended the Pewaukee High School (Pewaukee, Wisc.)
- First-team all-conference quarterback, linebacker and punter
- Named honorable mention all-area at linebacker by the Milwaukee Journal-Sentinel
- Threw for 527 yards with seven TDs, adding 554 rushing yards and nine rushing TDs as a senior, to go along with 42 tackles and 5.0 sacks on defense
- Lettered in track and field
- Son of Connie and John Watt
- His two brothers, J.J. and Derek, each played in the NFL
- Derek played seven years in the NFL (L.A./San Diego Chargers, 2016-19; Pittsburgh 2020-22)
- J.J. played 12 years in the NFL (Houston, 2011-20; Arizona 2021-22)
- Full name: Trent Jordan Watt

COMMUNITY

- Participates in Salvation Army Project Bundle Up
- Continuously works with 412 Food Rescue to help deliver food to members of the community.
- Partners with UPMC Children's Hospital to raise money from a designed beanie.
- Donated blankets and books during the holidays to children staying at Children's Hospital

COLLEGE

- Played in 27 games with 14 starts over a two-year span (2015-16) for Wisconsin
- Totaled 70 tackles, 17.0 TFLs and 11.5 sacks in his career
- Named Academic All-Big Ten for two straight years (2015-16)
- Named first-team All-American by ESPN.com and Sports Illustrated, and a second-team All-American by the AP, CBS Sports and Fox Sports as a redshirt junior in 2016
- Named first-team All-Big Ten in 2016
- Recorded 11.5 sacks in 2016, the fifth-most in a single season in school history
- Moved to defense during the spring of 2015, and was part of a defense that ranked No. 1 in the nation in scoring defense, holding opponents to 13.7 points per game
- Missed the entire 2014 season due to injury
- Redshirted in 2013
- Recruited to Wisconsin as a tight end
- Graduated with a degree in retailing and consumer behavior

T.J. WATT'S NFL REGULAR SEASON DEFENSIVE STATISTICS

				TACKLES								INTERCEPTIONS					O. FUMB				ST					MISC	
DATE	TEAM	GP	GS	TK	S	A	TFL	YDS	SK	YDS	QBH	NO	YDS	LG	TD	PD	FF	FR	TD	YDS	TK	S	A	FF	FR	S	A
2017	Steelers	15	15	52	39	13	10	42	7.0	36.0	13	1	17	17	0	7	1	0	0	0	2	1	1	0	0	0	0
2018	Steelers	16	16	68	50	18	12	63	13.0	87.0	21	0	0	0	0	3	6	0	0	0	0	0	0	0	0	0	0
2019	Steelers	16	16	55	35	20	14	56	14.5	104.0	36	2	7	7	0	8	8	4	0	0	0	0	0	0	0	0	0
2020	Steelers	15	15	53	43	10	23	119	15.0	112.5	41	1	0	0	0	7	2	0	0	0	0	0	0	0	0	0	0
2021	Steelers	15	15	64	48	16	21	100	22.5	111.5	39	0	0	0	0	7	5	3	0	0	0	0	0	0	0	0	0
2022	Steelers	10	10	39	27	12	8	34	5.5	37.5	12	2	0	0	0	5	1	0	0	0	0	0	0	0	0	0	0
2023	Steelers	17	17	68	48	20	19	103	19.0	122.0	36	1	24	24	0	8	4	3	1	34	0	0	0	0	0	0	0
2024	Steelers	17	17	61	40	21	19	96	11.5	79.5	27	0	0	0	0	4	6	2	0	0	0	0	0	0	0	0	0
2025	Steelers	8	8	34	13	21	6	27	5.0	28.0	12	1	13	13	0	4	2	2	0	0	0	0	0	0	0	0	0
NFL TOTALS		129	129	494	343	151	132	640	113.0	718.0	237	8	61	24	0	53	35	14	1	34	2	1	1	0	0	0	0

T.J. WATT'S NFL POSTSEASON DEFENSIVE STATISTICS

				TACKLES								INTERCEPTIONS					O. FUMB				ST					MISC	
DATE	TEAM	GP	GS	TK	S	A	TFL	YDS	SK	YDS	QBH	NO	YDS	LG	TD	PD	FF	FR	TD	YDS	TK	S	A	FF	FR	S	A
2017	Steelers	1	1	2	1	1	0	0	0.0	0.0	2	0	0	0	0	1	0	0	0	0	0	0	0	0	0	0	0
2020	Steelers	1	1	3	2	1	1	1	0.0	0.0	0	0	0	0	0	1	0	0	0	0	0	0	0	0	0	0	0
2021	Steelers	1	1	3	3	0	2	16	1.0	14.0	3	0	0	0	0	1	0	1	1	26	0	0	0	0	0	0	0
2023	Steelers	0	0	0	0	0	0	0	0.0	0.0	0	0	0	0	0	0	0	0	0	0	0	0	0	0	0	0	0
2024	Steelers	1	1	0	0	0	0	0	0.0	0.0	0	0	0	0	0	0	0	0	0	0	0	0	0	0	0	0	0
NFL TOTALS		4	4	8	6	2	3	17	1.0	14.0	5	0	0	0	0	3	0	1	1	26	0	0	0	0	0	0	0

SINGLE-GAME HIGHS: DEFENSIVE

Total Tackles
10 at Cleveland Browns, Sep 09, 2018
8 vs. Dallas Cowboys, Oct 06, 2024
...4 more at 8.

Solo Tackles
7 vs. Dallas Cowboys, Oct 06, 2024
7 vs. Green Bay Packers, Nov 12, 2023
...1 more at 7.

Sacks
4.0 vs. Cleveland Browns, Jan 03, 2022
3.5 vs. Baltimore Ravens, Dec 05, 2021

Passes Defensed
3 vs. Seattle Seahawks, Oct 17, 2021
3 at Dallas Cowboys, Nov 08, 2020

Forced Fumbles
2 at Las Vegas Raiders, Oct 13, 2024
2 vs. San Francisco 49ers, Sep 10, 2023
...3 more at 2.

Fumble Recoveries
1 vs. Indianapolis Colts, Nov 02, 2025
1 at New England Patriots, Sep 21, 2025
...12 more at 1.

Tackles For Loss
4 at Cleveland Browns, Sep 09, 2018
3 at Cincinnati Bengals, Dec 01, 2024
...12 more at 3.

Interceptions
1 vs. Minnesota Vikings, Sep 28, 2025
1 at Los Angeles Rams, Oct 22, 2023
...6 more at 1.

Interception Return Yards
24 at Los Angeles Rams, Oct 22, 2023
17 at Cleveland Browns, Sep 10, 2017

Special Teams Tackles
1 vs. Tennessee Titans, Nov 16, 2017
1 at Cleveland Browns, Sep 10, 2017

Longest Opp Fumble Return
18 vs. Baltimore Ravens, Oct 08, 2023
16 vs. Cleveland Browns, Sep 18, 2023

SINGLE-GAME HIGHS - POSTSEASON: DEFENSIVE

Total Tackles
3 at Kansas City Chiefs, Jan 16, 2022
3 vs. Cleveland Browns, Jan 10, 2021
2 vs. Jacksonville Jaguars, Jan 14, 2018

Solo Tackles
3 at Kansas City Chiefs, Jan 16, 2022
2 vs. Cleveland Browns, Jan 10, 2021
1 vs. Jacksonville Jaguars, Jan 14, 2018

Sacks
1.0 at Kansas City Chiefs, Jan 16, 2022

Passes Defensed
1 at Kansas City Chiefs, Jan 16, 2022
1 vs. Cleveland Browns, Jan 10, 2021
1 vs. Jacksonville Jaguars, Jan 14, 2018

Fumble Recoveries
1 at Kansas City Chiefs, Jan 16, 2022

Tackles For Loss
2 at Kansas City Chiefs, Jan 16, 2022
1 vs. Cleveland Browns, Jan 10, 2021

Longest Opp Fumble Return
26 at Kansas City Chiefs, Jan 16, 2022

2025 GAME-BY-GAME REGULAR-SEASON STATISTICS (STEELERS)

			TACKLES								INTERCEPTIONS					O. FUMB				ST					MISC			
DATE	OPPONENT	P/S	TK	S	A	SK	YDS	TFL	YDS	QBH	NO	YDS	LG	TD	PD	FF	FR	TD	YDS	TK	S	A	FF	FR	S	A	W/L	SCORE
09/07	at Jets	S	5	3	2	0.0	0.0	2	6	0	0	0	0	0	1	0	0	0	0	0	0	0	0	0	0	0	W	34-32
09/14	Seahawks	S	4	2	2	0.0	0.0	0	0	2	0	0	0	0	0	0	0	0	0	0	0	0	0	0	0	0	L	17-31
09/21	at Patriots	S	5	2	3	2.0	10.0	2	10	2	0	0	0	0	0	1	1	0	0	0	0	0	0	0	0	0	W	21-14
09/28	Vikings	S	5	3	2	1.0	5.0	1	5	2	1	13	13	0	1	0	0	0	0	0	0	0	0	0	0	0	W	24-21
10/12	Browns	S	5	0	5	0.5	3.0	0	0	3	0	0	0	0	2	0	0	0	0	0	0	0	0	0	0	0	W	23-9
10/16	at Bengals	S	1	0	1	0.5	4.0	0	0	1	0	0	0	0	0	0	0	0	0	0	0	0	0	0	0	0	L	31-33
10/26	Packers	S	6	2	4	0.0	0.0	0	0	1	0	0	0	0	0	0	0	0	0	0	0	0	0	0	0	0	L	25-35
11/02	Colts	S	3	1	2	1.0	6.0	1	6	1	0	0	0	0	0	1	1	0	0	0	0	0	0	0	0	0	W	27-20
2025 TOTALS		**8-8**	**34**	**13**	**21**	**5.0**	**28.0**	**6**	**27**	**12**	**1**	**13**	**13**	**0**	**4**	**2**	**2**	**0**	**0**	**0**	**0**	**0**	**0**	**0**	**0**	**0**	**5-3**	

2024 GAME-BY-GAME REGULAR-SEASON STATISTICS (STEELERS)

			TACKLES								INTERCEPTIONS					O. FUMB				ST					MISC			
DATE	OPPONENT	P/S	TK	S	A	SK	YDS	TFL	YDS	QBH	NO	YDS	LG	TD	PD	FF	FR	TD	YDS	TK	S	A	FF	FR	S	A	W/L	SCORE
09/08	at Falcons	S	4	2	2	1.0	9.0	2	12	3	0	0	0	0	0	0	1	0	0	0	0	0	0	0	0	0	W	18-10
09/15	at Broncos	S	3	2	1	1.0	8.0	2	11	2	0	0	0	0	1	0	0	0	0	0	0	0	0	0	0	0	W	13-6
09/22	Chargers	S	3	3	0	1.0	8.0	1	8	2	0	0	0	0	0	0	0	0	0	0	0	0	0	0	0	0	W	20-10
09/29	at Colts	S	2	0	2	0.0	0.0	0	0	0	0	0	0	0	0	0	0	0	0	0	0	0	0	0	0	0	L	24-27
10/06	Cowboys	S	8	7	1	1.5	11.5	1	7	3	0	0	0	0	0	1	0	0	0	0	0	0	0	0	0	0	L	17-20
10/13	at Raiders	S	5	5	0	0.0	0.0	2	4	0	0	0	0	0	0	2	0	0	0	0	0	0	0	0	0	0	W	32-13
10/20	Jets	S	1	0	1	0.0	0.0	0	0	2	0	0	0	0	1	0	0	0	0	0	0	0	0	0	0	0	W	37-15
10/28	Giants	S	7	5	2	2.0	18.0	2	18	2	0	0	0	0	0	1	1	0	0	0	0	0	0	0	0	0	W	26-18
11/10	at Commanders	S	0	0	0	0.0	0.0	0	0	2	0	0	0	0	1	0	0	0	0	0	0	0	0	0	0	0	W	28-27
11/17	Ravens	S	3	3	0	1.0	2.0	2	5	2	0	0	0	0	0	0	0	0	0	0	0	0	0	0	0	0	W	18-16
11/21	at Browns	S	4	1	3	0.0	0.0	1	1	0	0	0	0	0	0	0	0	0	0	0	0	0	0	0	0	0	L	19-24
12/01	at Bengals	S	3	3	0	2.0	11.0	3	12	5	0	0	0	0	0	1	0	0	0	0	0	0	0	0	0	0	W	44-38
12/08	Browns	S	4	2	2	0.0	0.0	1	5	2	0	0	0	0	0	0	0	0	0	0	0	0	0	0	0	0	W	27-14
12/15	at Eagles	S	7	5	2	2.0	12.0	1	12	2	0	0	0	0	0	1	0	0	0	0	0	0	0	0	0	0	L	13-27
12/21	at Ravens	S	4	1	3	0.0	0.0	0	0	0	0	0	0	0	0	0	0	0	0	0	0	0	0	0	0	0	L	17-34
12/25	Chiefs	S	3	1	2	0.0	0.0	1	1	0	0	0	0	0	1	0	0	0	0	0	0	0	0	0	0	0	L	10-29
01/04	Bengals	S	0	0	0	0.0	0.0	0	0	0	0	0	0	0	0	0	0	0	0	0	0	0	0	0	0	0	L	17-19
2024 TOTALS		**17-17**	**61**	**40**	**21**	**11.5**	**79.5**	**19**	**96**	**27**	**0**	**0**	**0**	**0**	**4**	**6**	**2**	**0**	**0**	**0**	**0**	**0**	**0**	**0**	**0**	**0**	**10-7**	

2023 GAME-BY-GAME REGULAR-SEASON STATISTICS (STEELERS)

			TACKLES								INTERCEPTIONS					O. FUMB				ST					MISC			
DATE	OPPONENT	P/S	TK	S	A	SK	YDS	TFL	YDS	QBH	NO	YDS	LG	TD	PD	FF	FR	TD	YDS	TK	S	A	FF	FR	S	A	W/L	SCORE
09/10	49ers	S	5	5	0	3.0	17.0	1	9	5	0	0	0	0	1	2	1	0	0	0	0	0	0	0	0	0	L	7-30
09/18	Browns	S	4	2	2	1.0	7.0	2	8	4	0	0	0	0	1	0	1	1	16	0	0	0	0	0	0	0	W	26-22
09/24	at Raiders	S	2	2	0	2.0	16.0	2	16	3	0	0	0	0	0	0	0	0	0	0	0	0	0	0	0	0	W	23-18
10/01	at Texans	S	2	1	1	0.0	0.0	0	0	1	0	0	0	0	0	0	0	0	0	0	0	0	0	0	0	0	L	6-30
10/08	Ravens	S	2	2	0	2.0	15.0	2	15	2	0	0	0	0	2	0	1	0	18	0	0	0	0	0	0	0	W	17-10
10/22	at Rams	S	1	0	1	0.0	0.0	0	0	0	1	24	24	0	1	0	0	0	0	0	0	0	0	0	0	0	W	24-17
10/29	Jaguars	S	2	1	1	0.5	4.0	0	0	1	0	0	0	0	1	0	0	0	0	0	0	0	0	0	0	0	L	10-20
11/02	Titans	S	4	2	2	1.0	8.0	1	8	2	0	0	0	0	0	0	0	0	0	0	0	0	0	0	0	0	W	20-16
11/12	Packers	S	8	7	1	1.0	6.0	1	6	2	0	0	0	0	0	0	0	0	0	0	0	0	0	0	0	0	W	23-19
11/19	at Browns	S	6	4	2	1.0	2.0	2	6	3	0	0	0	0	0	0	0	0	0	0	0	0	0	0	0	0	L	10-13
11/26	at Bengals	S	5	5	0	2.0	15.0	1	9	2	0	0	0	0	0	1	0	0	0	0	0	0	0	0	0	0	W	16-10
12/03	Cardinals	S	6	3	3	0.5	3.0	1	2	2	0	0	0	0	1	0	0	0	0	0	0	0	0	0	0	0	L	10-24
12/07	Patriots	S	5	3	2	0.0	0.0	1	1	0	0	0	0	0	0	0	0	0	0	0	0	0	0	0	0	0	L	18-21
12/16	at Colts	S	3	2	1	2.0	10.0	2	10	2	0	0	0	0	0	0	0	0	0	0	0	0	0	0	0	0	L	13-30
12/23	Bengals	S	3	2	1	1.0	8.0	0	0	4	0	0	0	0	1	1	0	0	0	0	0	0	0	0	0	0	W	34-11
12/31	at Seahawks	S	2	1	1	0.0	0.0	0	0	1	0	0	0	0	0	0	0	0	0	0	0	0	0	0	0	0	W	30-23
01/06	at Ravens	S	8	6	2	2.0	11.0	3	13	2	0	0	0	0	0	0	0	0	0	0	0	0	0	0	0	0	W	17-10
2023 TOTALS		**17-17**	**68**	**48**	**20**	**19.0**	**122.0**	**19**	**103**	**36**	**1**	**24**	**24**	**0**	**8**	**4**	**3**	**1**	**34**	**0**	**0**	**0**	**0**	**0**	**0**	**0**	**10-7**	

2022 GAME-BY-GAME REGULAR-SEASON STATISTICS (STEELERS)

			TACKLES								INTERCEPTIONS					O. FUMB				ST					MISC			
DATE	OPPONENT	P/S	TK	S	A	SK	YDS	TFL	YDS	QBH	NO	YDS	LG	TD	PD	FF	FR	TD	YDS	TK	S	A	FF	FR	S	A	W/L	SCORE
09/11	at Bengals	S	6	6	0	1.0	4.0	3	8	1	1	0	0	0	2	0	0	0	0	0	0	0	0	0	0	0	W	23-20+
09/18	Patriots										INJURED RESERVE																L	14-17
09/22	at Browns										INJURED RESERVE																L	17-29
10/02	Jets										INJURED RESERVE																L	20-24
10/09	at Bills										INJURED RESERVE																L	3-38
10/16	Buccaneers										INJURED RESERVE																W	20-18
10/23	at Dolphins										INJURED RESERVE																L	10-16
10/30	at Eagles										INJURED RESERVE																L	13-35
11/13	Saints										INJURED RESERVE																W	20-10
11/20	Bengals	S	6	2	4	0.5	3.0	0	0	1	0	0	0	0	0	0	0	0	0	0	0	0	0	0	0	0	L	30-37
11/28	at Colts	S	3	2	1	0.0	0.0	0	0	1	0	0	0	0	0	1	0	0	0	0	0	0	0	0	0	0	W	24-17
12/04	at Falcons	S	3	3	0	0.0	0.0	0	0	0	0	0	0	0	0	0	0	0	0	0	0	0	0	0	0	0	W	19-16
12/11	Ravens	S	5	3	2	1.0	4.0	1	4	1	0	0	0	0	0	0	0	0	0	0	0	0	0	0	0	0	L	14-16
12/18	at Panthers	S	2	1	1	1.5	14.0	1	9	2	0	0	0	0	0	0	0	0	0	0	0	0	0	0	0	0	W	24-16
12/24	Raiders	S	3	3	0	0.0	0.0	1	3	1	0	0	0	0	1	0	0	0	0	0	0	0	0	0	0	0	W	13-10
01/01	at Ravens	S	4	3	1	1.0	10.0	2	10	3	0	0	0	0	0	0	0	0	0	0	0	0	0	0	0	0	W	16-13
01/08	Browns	S	3	2	1	0.5	2.5	0	0	1	0	0	0	0	0	0	0	0	0	0	0	0	0	0	0	0	W	28-14
2022 TOTALS		**9-9**	**35**	**25**	**10**	**5.5**	**37.5**	**8**	**34**	**11**	**2**	**0**	**0**	**0**	**5**	**1**	**0**	**0**	**0**	**0**	**0**	**0**	**0**	**0**	**0**	**0**	**9-8**	

+ - Overtime

2021 GAME-BY-GAME REGULAR-SEASON STATISTICS (STEELERS)

			TACKLES								INTERCEPTIONS					O. FUMB				ST					MISC			
DATE	OPPONENT	P/S	TK	S	A	SK	YDS	TFL	YDS	QBH	NO	YDS	LG	TD	PD	FF	FR	TD	YDS	TK	S	A	FF	FR	S	A	W/L	SCORE
09/12	at Bills	S	3	3	0	2.0	10.0	1	5	5	0	0	0	0	0	1	0	0	0	0	0	0	0	0	0	0	W	23-16
09/19	Raiders	S	4	3	1	1.0	1.0	0	0	1	0	0	0	0	0	1	0	0	0	0	0	0	0	0	0	0	L	17-26
09/26	Bengals										ON INACTIVE LIST																L	10-24
10/03	at Packers	S	4	3	1	2.0	6.0	2	6	2	0	0	0	0	0	0	1	0	0	0	0	0	0	0	0	0	L	17-27
10/10	Broncos	S	3	3	0	0.0	0.0	1	4	2	0	0	0	0	0	0	0	0	0	0	0	0	0	0	0	0	W	27-19
10/17	Seahawks	S	7	6	1	2.0	13.0	3	14	2	0	0	0	0	3	1	0	0	0	0	0	0	0	0	0	0	W	23-20+
10/31	at Browns	S	6	4	2	1.5	7.5	1	5	3	0	0	0	0	0	0	1	0	0	0	0	0	0	0	0	0	W	15-10
11/08	Bears	S	7	4	3	3.0	13.0	3	13	3	0	0	0	0	1	0	0	0	0	0	0	0	0	0	0	0	W	29-27
11/14	Lions	S	5	3	2	1.0	6.0	2	7	2	0	0	0	0	0	0	0	0	0	0	0	0	0	0	0	0	T	16-16
11/21	at Chargers										ON INACTIVE LIST																L	37-41
11/28	at Bengals	S	2	1	1	0.0	0.0	0	0	0	0	0	0	0	0	0	0	0	0	0	0	0	0	0	0	0	L	10-41
12/05	Ravens	S	6	5	1	3.5	12.0	3	8	6	0	0	0	0	0	1	0	0	0	0	0	0	0	0	0	0	W	20-19
12/09	at Vikings	S	1	0	1	0.0	0.0	0	0	1	0	0	0	0	0	0	0	0	0	0	0	0	0	0	0	0	L	28-36
12/19	Titans	S	5	4	1	1.5	15.0	1	10	4	0	0	0	0	0	0	1	0	0	0	0	0	0	0	0	0	W	19-13
12/26	at Chiefs	S	1	1	0	0.0	0.0	0	0	0	0	0	0	0	0	0	0	0	0	0	0	0	0	0	0	0	L	10-36
01/03	Browns	S	5	5	0	4.0	25.0	3	25	5	0	0	0	0	2	0	0	0	0	0	0	0	0	0	0	0	W	26-14
01/09	at Ravens	S	5	3	2	1.0	3.0	1	3	3	0	0	0	0	1	1	0	0	0	0	0	0	0	0	0	0	W	16-13+
2021 TOTALS		**15-15**	**64**	**48**	**16**	**22.5**	**111.5**	**21**	**100**	**39**	**0**	**0**	**0**	**0**	**7**	**5**	**3**	**0**	**0**	**0**	**0**	**0**	**0**	**0**	**0**	**0**	**9-7-1**	

+ - Overtime

2020 GAME-BY-GAME REGULAR-SEASON STATISTICS (STEELERS)

			TACKLES								INTERCEPTIONS					O. FUMB				ST					MISC			
DATE	OPPONENT	P/S	TK	S	A	SK	YDS	TFL	YDS	QBH	NO	YDS	LG	TD	PD	FF	FR	TD	YDS	TK	S	A	FF	FR	S	A	W/L	SCORE
09/14	at Giants	S	1	1	0	0.0	0.0	1	1	2	1	0	0	0	2	0	0	0	0	0	0	0	0	0	0	0	W	26-16
09/20	Broncos	S	4	3	1	2.5	20.0	2	16	4	0	0	0	0	0	0	0	0	0	0	0	0	0	0	0	0	W	26-21
09/27	Texans	S	4	4	0	1.0	11.0	2	16	4	0	0	0	0	0	0	0	0	0	0	0	0	0	0	0	0	W	28-21
10/11	Eagles	S	3	3	0	1.0	8.0	3	13	3	0	0	0	0	0	0	0	0	0	0	0	0	0	0	0	0	W	38-29
10/18	Browns	S	3	2	1	0.0	0.0	1	1	1	0	0	0	0	0	0	0	0	0	0	0	0	0	0	0	0	W	38-7
10/25	at Titans	S	5	4	1	1.0	7.0	3	13	2	0	0	0	0	1	0	0	0	0	0	0	0	0	0	0	0	W	27-24
11/01	at Ravens	S	5	3	2	1.0	0.0	0	0	5	0	0	0	0	0	0	0	0	0	0	0	0	0	0	0	0	W	28-24
11/08	at Cowboys	S	1	0	1	0.5	8.5	0	0	3	0	0	0	0	3	0	0	0	0	0	0	0	0	0	0	0	W	24-19
11/15	Bengals	S	4	4	0	2.0	15.0	2	15	4	0	0	0	0	0	0	0	0	0	0	0	0	0	0	0	0	W	36-10
11/22	at Jaguars	S	2	2	0	0.0	0.0	0	0	2	0	0	0	0	0	0	0	0	0	0	0	0	0	0	0	0	W	27-3
12/02	Ravens	S	6	4	2	2.0	12.0	3	14	3	0	0	0	0	0	0	0	0	0	0	0	0	0	0	0	0	W	19-14
12/07	Football Team	S	6	5	1	1.0	7.0	2	9	4	0	0	0	0	0	1	0	0	0	0	0	0	0	0	0	0	L	17-23
12/13	at Bills	S	2	1	1	0.0	0.0	0	0	2	0	0	0	0	1	0	0	0	0	0	0	0	0	0	0	0	L	15-26
12/21	at Bengals	S	4	4	0	1.0	11.0	3	17	1	0	0	0	0	0	0	0	0	0	0	0	0	0	0	0	0	L	17-27
12/27	Colts	S	3	3	0	2.0	13.0	1	4	1	0	0	0	0	0	1	0	0	0	0	0	0	0	0	0	0	W	28-24
01/03	at Browns										ON INACTIVE LIST																L	22-24
2020 TOTALS		**15-15**	**53**	**43**	**10**	**15.0**	**112.5**	**23**	**119**	**41**	**1**	**0**	**0**	**0**	**7**	**2**	**0**	**0**	**0**	**0**	**0**	**0**	**0**	**0**	**0**	**0**	**12-4**	

2019 GAME-BY-GAME REGULAR-SEASON STATISTICS (STEELERS)

			TACKLES								INTERCEPTIONS					O. FUMB				ST					MISC			
DATE	OPPONENT	P/S	TK	S	A	SK	YDS	TFL	YDS	QBH	NO	YDS	LG	TD	PD	FF	FR	TD	YDS	TK	S	A	FF	FR	S	A	W/L	SCORE
09/08	at Patriots	S	2	1	1	0.0	0.0	1	3	3	0	0	0	0	0	0	0	0	0	0	0	0	0	0	0	0	L	3-33
09/15	Seahawks	S	6	3	3	1.0	8.0	1	8	1	0	0	0	0	0	1	0	0	0	0	0	0	0	0	0	0	L	26-28
09/22	at 49ers	S	2	2	0	0.0	0.0	0	0	2	1	7	7	0	2	0	1	0	0	0	0	0	0	0	0	0	L	20-24
09/30	Bengals	S	2	1	1	1.5	9.0	1	5	3	0	0	0	0	0	0	1	0	0	0	0	0	0	0	0	0	W	27-3
10/06	Ravens	S	5	4	1	1.0	6.0	3	8	1	0	0	0	0	0	0	0	0	0	0	0	0	0	0	0	0	L	23-26+
10/13	at Chargers	S	3	0	3	0.5	2.0	0	0	4	0	0	0	0	1	0	0	0	0	0	0	0	0	0	0	0	W	24-17
10/28	Dolphins	S	3	3	0	2.0	16.0	0	0	3	0	0	0	0	0	2	1	0	0	0	0	0	0	0	0	0	W	27-14
11/03	Colts	S	3	2	1	1.5	13.0	1	9	3	0	0	0	0	0	0	0	0	0	0	0	0	0	0	0	0	W	26-24
11/10	Rams	S	5	4	1	2.0	15.0	1	8	2	0	0	0	0	0	1	0	0	0	0	0	0	0	0	0	0	W	17-12
11/14	at Browns	S	4	2	2	1.0	4.0	1	4	2	0	0	0	0	1	0	0	0	0	0	0	0	0	0	0	0	L	7-21
11/24	at Bengals	S	2	2	0	1.0	9.0	1	1	1	0	0	0	0	1	1	0	0	0	0	0	0	0	0	0	0	W	16-10
12/01	Browns	S	2	1	1	1.0	6.0	1	6	3	0	0	0	0	0	0	0	0	0	0	0	0	0	0	0	0	W	20-13
12/08	at Cardinals	S	2	1	1	0.0	0.0	1	1	1	1	0	0	0	1	0	0	0	0	0	0	0	0	0	0	0	W	23-17
12/15	Bills	S	4	3	1	0.5	4.0	2	3	2	0	0	0	0	1	1	0	0	0	0	0	0	0	0	0	0	L	10-17
12/22	at Jets	S	5	2	3	1.0	8.0	0	0	3	0	0	0	0	0	1	1	0	0	0	0	0	0	0	0	0	L	10-16
12/29	at Ravens	S	5	4	1	0.5	4.0	0	0	2	0	0	0	0	1	1	0	0	0	0	0	0	0	0	0	0	L	10-28
2019 TOTALS		**16-16**	**55**	**35**	**20**	**14.5**	**104.0**	**14**	**56**	**36**	**2**	**7**	**7**	**0**	**8**	**8**	**4**	**0**	**0**	**0**	**0**	**0**	**0**	**0**	**0**	**0**	**8-8**	

+ - Overtime

2018 GAME-BY-GAME REGULAR-SEASON STATISTICS (STEELERS)

			TACKLES								INTERCEPTIONS					O. FUMB				ST					MISC			
DATE	OPPONENT	P/S	TK	S	A	SK	YDS	TFL	YDS	QBH	NO	YDS	LG	TD	PD	FF	FR	TD	YDS	TK	S	A	FF	FR	S	A	W/L	SCORE
09/09	at Browns	S	10	7	3	3.0	16.0	4	19	3	0	0	0	0	0	0	0	0	0	0	0	0	0	0	0	0	T	21-21
09/16	Chiefs	S	2	1	1	0.0	0.0	0	0	1	0	0	0	0	0	0	0	0	0	0	0	0	0	0	0	0	L	37-42
09/24	at Buccaneers	S	4	2	2	0.0	0.0	0	0	2	0	0	0	0	0	0	0	0	0	0	0	0	0	0	0	0	W	30-27
09/30	Ravens	S	4	3	1	0.0	0.0	0	0	0	0	0	0	0	0	0	0	0	0	0	0	0	0	0	0	0	L	14-26
10/07	Falcons	S	8	6	2	3.0	25.0	3	14	6	0	0	0	0	0	1	0	0	0	0	0	0	0	0	0	0	W	41-17
10/14	at Bengals	S	2	1	1	0.0	0.0	0	0	0	0	0	0	0	1	0	0	0	0	0	0	0	0	0	0	0	W	28-21
10/28	Browns	S	7	5	2	1.0	4.0	2	6	1	0	0	0	0	0	0	0	0	0	0	0	0	0	0	0	0	W	33-18
11/04	at Ravens	S	5	4	1	0.0	0.0	0	0	0	0	0	0	0	0	0	0	0	0	0	0	0	0	0	0	0	W	23-16
11/08	Panthers	S	1	1	0	1.0	12.0	0	0	2	0	0	0	0	0	1	0	0	0	0	0	0	0	0	0	0	W	52-21
11/18	at Jaguars	S	6	6	0	2.0	11.0	1	11	1	0	0	0	0	0	2	0	0	0	0	0	0	0	0	0	0	W	20-16
11/25	at Broncos	S	1	1	0	0.0	0.0	0	0	0	0	0	0	0	0	0	0	0	0	0	0	0	0	0	0	0	L	17-24
12/02	Chargers	S	1	1	0	0.0	0.0	0	0	1	0	0	0	0	0	0	0	0	0	0	0	0	0	0	0	0	L	30-33
12/09	at Raiders	S	4	2	2	0.0	0.0	0	0	0	0	0	0	0	1	0	0	0	0	0	0	0	0	0	0	0	L	21-24
12/16	Patriots	S	3	3	0	1.0	7.0	1	7	3	0	0	0	0	0	0	0	0	0	0	0	0	0	0	0	0	W	17-10
12/23	at Saints	S	3	3	0	1.0	6.0	1	6	1	0	0	0	0	1	0	0	0	0	0	0	0	0	0	0	0	L	28-31
12/30	Bengals	S	7	4	3	1.0	6.0	0	0	0	0	0	0	0	0	2	0	0	0	0	0	0	0	0	0	0	W	16-13
2018 TOTALS		**16-16**	**68**	**50**	**18**	**13.0**	**87.0**	**12**	**63**	**21**	**0**	**0**	**0**	**0**	**3**	**6**	**0**	**0**	**0**	**0**	**0**	**0**	**0**	**0**	**0**	**0**	**9-6-1**	

2017 GAME-BY-GAME REGULAR-SEASON STATISTICS (STEELERS)

			TACKLES								INTERCEPTIONS					O. FUMB				ST					MISC			
DATE	OPPONENT	P/S	TK	S	A	SK	YDS	TFL	YDS	QBH	NO	YDS	LG	TD	PD	FF	FR	TD	YDS	TK	S	A	FF	FR	S	A	W/L	SCORE
09/10	at Browns	S	6	5	1	2.0	11.0	2	11	2	1	17	17	0	1	0	0	0	0	1	1	0	0	0	0	0	W	21-18
09/17	Vikings	S	2	0	2	0.0	0.0	0	0	0	0	0	0	0	1	0	0	0	0	0	0	0	0	0	0	0	W	26-9
09/24	at Bears											INACTIVE															L	17-23+
10/01	at Ravens	S	4	4	0	0.0	0.0	1	3	0	0	0	0	0	1	0	0	0	0	0	0	0	0	0	0	0	W	26-9
10/08	Jaguars	S	6	5	1	1.0	3.0	2	5	1	0	0	0	0	0	0	0	0	0	0	0	0	0	0	0	0	L	9-30
10/15	at Chiefs	S	1	1	0	0.0	0.0	0	0	0	0	0	0	0	0	0	0	0	0	0	0	0	0	0	0	0	W	19-13
10/22	Bengals	S	6	5	1	1.0	7.0	1	7	3	0	0	0	0	0	0	0	0	0	0	0	0	0	0	0	0	W	29-14
10/29	at Lions	S	2	1	1	0.0	0.0	0	0	0	0	0	0	0	1	0	0	0	0	0	0	0	0	0	0	0	W	20-15
11/12	at Colts	S	3	3	0	0.0	0.0	0	0	0	0	0	0	0	0	0	0	0	0	0	0	0	0	0	0	0	W	20-17
11/16	Titans	S	1	0	1	0.0	0.0	0	0	0	0	0	0	0	1	0	0	0	0	1	0	1	0	0	0	0	W	40-17
11/26	Packers	S	4	3	1	1.0	6.0	1	6	1	0	0	0	0	1	0	0	0	0	0	0	0	0	0	0	0	W	31-28
12/04	at Bengals	S	1	0	1	0.0	0.0	0	0	0	0	0	0	0	0	0	0	0	0	0	0	0	0	0	0	0	W	23-20
12/10	Ravens	S	4	4	0	1.0	8.0	1	4	3	0	0	0	0	0	1	0	0	0	0	0	0	0	0	0	0	W	39-38
12/17	Patriots	S	2	2	0	0.0	0.0	0	0	0	0	0	0	0	0	0	0	0	0	0	0	0	0	0	0	0	L	24-27
12/25	at Texans	S	2	0	2	0.0	0.0	0	0	0	0	0	0	0	1	0	0	0	0	0	0	0	0	0	0	0	W	34-6
12/31	Browns	S	8	6	2	1.0	1.0	2	6	3	0	0	0	0	0	0	0	0	0	0	0	0	0	0	0	0	W	28-24
2017 TOTALS		**15-15**	**52**	**39**	**13**	**7.0**	**36.0**	**10**	**42**	**13**	**1**	**17**	**17**	**0**	**7**	**1**	**0**	**0**	**0**	**2**	**1**	**1**	**0**	**0**	**0**	**0**	**13-3**	

+ - Overtime

2024 GAME-BY-GAME POSTSEASON STATISTICS (STEELERS)

			TACKLES								INTERCEPTIONS					O. FUMB				ST					MISC			
DATE	OPPONENT	P/S	TK	S	A	SK	YDS	TFL	YDS	QBH	NO	YDS	LG	TD	PD	FF	FR	TD	YDS	TK	S	A	FF	FR	S	A	W/L	SCORE
01/11	at Ravens	S	0	0	0	0.0	0.0	0	0	0	0	0	0	0	0	0	0	0	0	0	0	0	0	0	0	0	L	14-28
2024 TOTALS		**1-1**	**0**	**0**	**0**	**0.0**	**0.0**	**0**	**0**	**0**	**0**	**0**	**0**	**0**	**0**	**0**	**0**	**0**	**0**	**0**	**0**	**0**	**0**	**0**	**0**	**0**	**0-1**	

2023 GAME-BY-GAME POSTSEASON STATISTICS (STEELERS)

			TACKLES								INTERCEPTIONS					O. FUMB				ST					MISC			
DATE	OPPONENT	P/S	TK	S	A	SK	YDS	TFL	YDS	QBH	NO	YDS	LG	TD	PD	FF	FR	TD	YDS	TK	S	A	FF	FR	S	A	W/L	SCORE
01/15	at Bills												INACTIVE														L	17-31
2023 TOTALS			**0**	**0**	**0**	**0.0**	**0.0**	**0**	**0**	**0**	**0**	**0**	**0**	**0**	**0**	**0**	**0**	**0**	**0**	**0**	**0**	**0**	**0**	**0**	**0**	**0**	**0-1**	

KE'SHAWN WILLIAMS

WR

85

HEIGHT: 5-9
WEIGHT: 186
BORN: December 27, 2001
COLLEGE: Indiana

HOW ACQUIRED: UDFA '25
NFL EXPERIENCE: R
BIRTHPLACE Philadelphia, PA

PRO CAREER

- Has yet to make NFL debut

TRANSACTIONS

- Signed with Pittsburgh as an undrafted rookie free agent on May 9, 2025

PERSONAL

- Attended Springside Chestnut Hill Academy (Philadelphia, Pa.), where he was a three-star prospect per ESPN and 247Sports
- Tabbed the No. 195 wide receiver nationally by ESPN
- Rated a top-25 prospect in Pennsylvania by ESPN (No. 15) and 247Sports (No. 21)
- Named all-state as a senior
- Named first-team all-city and All-Inter-Academic League as a junior and senior
- Named All-Southeastern Pennsylvania his final prep season
- Earned Inter-Ac all-league honors as a junior
- Registered 58 receptions for 889 yards and 13 TDs as a senior
- Scored 22 total TDs (13 receiving, six rushing, two kickoff return, one interception)
- Set the Inter-Academic League record for receptions (67), yards receiving (1,066) and receiving TDs (11) as a junior
- Had 12 catches for 244 yards and two TDs as a sophomore
- Also lettered in basketball and track and field

COLLEGE

- Played 59 career games (11 starts) in five seasons, including one year at Indiana (2024) and four years at Wake Forest (2020-23)
- Registered 2,640 all-purpose yards (56 rushing, 1,833 receiving, 72 punt return and 679 kickoff return)
- Recorded one career 100-yard receiving game
- Caught 39 passes for 448 yards (11.5 avg.) and five TDs in '24

KE'SHAWN WILLIAMS' NFL REGULAR SEASON RUSHING/RECEIVING STATISTICS

				RECEIVING					RUSHING				
DATE	TEAM	GP	GS	NO.	YDS.	AVG.	LG	TD	NO.	YDS.	AVG.	LG	TD
2025	Steelers	0	0	0	0	0.0	0	0	0	0	0.0	0	0
NFL TOTALS		0	0	0	0	0.0	0	0	0	0	0.0	0	0

KE'SHAWN WILLIAMS' NFL REGULAR SEASON RETURN STATISTICS

		KICKOFF RETURNS					PUNT RETURNS					
DATE	TEAM	RET.	YDS.	AVG.	LG	TD	NO.	FC	YDS.	AVG.	LG	TD
2025	Steelers	0	0	0.0	0	0	0	0	0	0.0	0	0
NFL TOTALS		0	0	0.0	0	0	0	0	0	0.0	0	0

2025 GAME-BY-GAME REGULAR-SEASON STATISTICS (STEELERS)

			RECEIVING					RUSHING						
DATE	OPPONENT	P/S	NO.	YDS.	AVG.	LG	TD	NO.	YDS.	AVG.	LG	TD	W/L	SCORE
09/07	at Jets		PRACTICE SQUAD										W	34-32
09/14	Seahawks		PRACTICE SQUAD										L	17-31
09/21	at Patriots		PRACTICE SQUAD										W	21-14
09/28	Vikings		PRACTICE SQUAD										W	24-21
10/12	Browns		DID NOT PLAY										W	23-9
10/16	at Bengals		DID NOT PLAY										L	31-33
10/26	Packers		DID NOT PLAY										L	25-35
11/02	Colts		DID NOT PLAY										W	27-20
2025 TOTALS		0-0	0	0	0.0	0	0	0	0	0.0	0	0	5-3	

KE'SHAWN WILLIAMS' COLLEGE RUSHING/RECEIVING STATISTICS

				RUSHING					RECEIVING				
DATE	TEAM	GP	GS	NO.	YDS.	AVG.	LG	TD	NO.	YDS.	AVG.	LG	TD
2020	Wake Forest	8	0	0	0	0.0	0	0	3	44	14.7	34	0
2021	Wake Forest	14	0	0	0	0.0	0	0	27	404	15.0	75	3
2022	Wake Forest	13	0	0	0	0.0	0	0	39	553	14.2	42	1
2023	Wake Forest	12	11	3	29	9.7	20	1	38	384	10.1	34	1
2024	Indiana	12	0	2	27	13.5	14	0	39	448	11.5	52	5
TOTALS		**59**	**11**	**5**	**56**	**11.2**	**20**	**1**	**146**	**1,833**	**12.6**	**75**	**10**

KE'SHAWN WILLIAMS' COLLEGE RETURN STATISTICS

		KICKOFF RETURNS					PUNT RETURNS					
DATE	TEAM	RET.	YDS.	AVG.	LG	TD	NO.	FC	YDS.	AVG.	LG	TD
2020	Wake Forest	5	82	16.4	27	0	0	0	0	0.0	0	0
2021	Wake Forest	8	150	18.8	27	0	2	0	36	18.0	26	0
2022	Wake Forest	12	235	19.6	38	0	0	0	0	0.0	0	0
2023	Wake Forest	8	187	23.4	44	0	0	0	0	0.0	0	0
2024	Indiana	1	25	25.0	25	0	2	0	36	18.0	22	0
TOTALS		**34**	**679**	**20.0**	**44**	**0**	**4**	**0**	**72**	**18.0**	**26**	**0**



PAYTON WILSON

LB

41

HEIGHT: 6-4
WEIGHT: 242
BORN: April 21, 2000
COLLEGE: North Carolina State

HOW ACQUIRED: D3b '24
NFL EXPERIENCE: 2nd year
BIRTHPLACE Hillsborough, NC

PRO CAREER

- Has played in 17 regular-season games (4 starts) in his one-year NFL career (Pittsburgh 2024)
- Has registered 71 tackles (47 solo), three tackles for loss, two quarterback hits, six forced fumbles, two passes defensed, one interception, one forced fumble and two fumble recoveries
- Has recorded six tackles (two solo) on special teams
- Made NFL start in Week 4 of 2024 (at Indianapolis)
- Made NFL debut in Week 1 of 2024 (at Atlanta)

2024 (STEELERS)

- Played in all 17 regular-season games as a rookie (4 starts)
- Registered 71 tackles (47 solo), three tackles for loss, two quarterback hits, six forced fumbles, two passes defensed, one interception, one forced fumble and two fumble recoveries
- Recorded a career-nine tackles three different times in 2024 (Weeks 5 at Cowboys, 7 at Jets and 18 at Bengals)
- Picked off Ravens QB Lamar Jackson en route to an 18-16 victory in Week 11
- Recovered two forced fumbles at Cincinnati in Week 13
- Recorded a forced fumble in Week 18 vs. Cincinnati

TRANSACTIONS

- Signed a four-year contract with Pittsburgh on May 13, 2024
- Drafted by the Steelers in the third round (98th overall) of the 2024 NFL Draft

PERSONAL

- Played outside linebacker at Orange H.S.
- Tallied 266 tackles, 70 TFLs, 24 sacks and two interceptions
- Registered 103 tackles, including 21 for loss and 10 sacks, plus a pick-six, two pass breakups and a fumble recovery as a senior
- Also rushed 67 times for 222 yards and five TDs and pulled down 15 receptions for 263 yards and four TDs
- Named the Raleigh News & Observer's Player of the Year and the Male Athlete of the Year/ Also named Big 8 Defensive Player of the Year
- Selected to the U.S. Army All-American Game
- Won a state championship in wrestling and also played lacrosse
- No. 67 prospect nationally by 247sports.com
- No. 4 outside linebacker nationally and No. 3 prospect in North Carolina
- Brother, Bryse, is a pitcher for the Milwaukee Brewers
- Graduated in December of 2022 with a degree in education

COLLEGE

- 2023 Butkus Award (nation's top linebacker)
- 2023 Bednarik Award (nation's top defensive player)
- 2023 ACC Defensive Player of the Year
- 2023 Unanimous First-Team All-American (AP, AFCA, FWAA, Walter Camp and the Sporting News, along with CBS Sports, USA Today, Sports Illustrated, The Athletic, PFF, College Football Network, Bleacher Report)
- Fourth unanimous consensus All-American in school history
- Led the ACC and ranked fifth in the FBS in tackles with 11.5 per game
- Boasted 17.5 TFL for the season - the 10th best mark in school history
- Registered 138 total tackles
- Recorded a pick six in the win over Clemson
- Led the ACC in tackles for loss, ranked 10th in sacks and fifth in fumbles recovered
- Named the ACC Linebacker of the Week for the UConn, Louisville, Marshall, Clemson and UNC games
- Recorded 23 career double-figure tackle outputs, including nine in 2023

PAYTON WILSON'S NFL REGULAR SEASON DEFENSIVE STATISTICS

				TACKLES								INTERCEPTIONS					O. FUMB				ST					MISC	
DATE	TEAM	GP	GS	TK	S	A	TFL	YDS	SK	YDS	QBH	NO	YDS	LG	TD	PD	FF	FR	TD	YDS	TK	S	A	FF	FR	S	A
2024	Steelers	17	4	72	47	25	3	9	0.0	0.0	2	1	0	0	0	2	1	2	1	22	6	2	4	0	0	0	0
2025	Steelers	8	4	63	40	23	5	20	1.0	8.0	3	1	17	17	0	2	0	1	0	0	8	5	3	0	0	0	0
NFL TOTALS		25	8	135	87	48	8	29	1.0	8.0	5	2	17	17	0	4	1	3	1	22	14	7	7	0	0	0	0

PAYTON WILSON'S NFL POSTSEASON DEFENSIVE STATISTICS

				TACKLES								INTERCEPTIONS					O. FUMB				ST					MISC	
DATE	TEAM	GP	GS	TK	S	A	TFL	YDS	SK	YDS	QBH	NO	YDS	LG	TD	PD	FF	FR	TD	YDS	TK	S	A	FF	FR	S	A
2024	Steelers	1	0	6	3	3	1	3	0.0	0.0	0	0	0	0	0	0	0	0	0	0	0	0	0	0	0	0	0
NFL TOTALS		1	0	6	3	3	1	3	0.0	0.0	0	0	0	0	0	0	0	0	0	0	0	0	0	0	0	0	0

SINGLE-GAME HIGHS: DEFENSIVE

Total Tackles	13 vs. Indianapolis Colts, Nov 02, 2025
	13 vs. Minnesota Vikings, Sep 28, 2025
Solo Tackles	9 vs. Indianapolis Colts, Nov 02, 2025
	8 vs. Minnesota Vikings, Sep 28, 2025
Sacks	1.0 vs. Seattle Seahawks, Sep 14, 2025
Passes Defensed	2 vs. Indianapolis Colts, Nov 02, 2025
	1 at Philadelphia Eagles, Dec 15, 2024
	...1 more at 1.
Forced Fumbles	1 vs. Cincinnati Bengals, Jan 04, 2025
Fumble Recoveries	2 at Cincinnati Bengals, Dec 01, 2024
	1 at New England Patriots, Sep 21, 2025
Tackles For Loss	2 vs. Minnesota Vikings, Sep 28, 2025
	1 vs. Cleveland Browns, Oct 12, 2025
	...5 more at 1.
Interceptions	1 vs. Indianapolis Colts, Nov 02, 2025
	1 vs. Baltimore Ravens, Nov 17, 2024
Special Teams Tackles	2 at Cincinnati Bengals, Oct 16, 2025
	2 vs. Cleveland Browns, Oct 12, 2025
	...1 more at 2.
Longest Opp Fumble Return	22 at Cincinnati Bengals, Dec 01, 2024

SINGLE-GAME HIGHS - POSTSEASON: DEFENSIVE

Total Tackles	6 at Baltimore Ravens, Jan 11, 2025
Solo Tackles	3 at Baltimore Ravens, Jan 11, 2025
Tackles For Loss	1 at Baltimore Ravens, Jan 11, 2025

2025 GAME-BY-GAME REGULAR-SEASON STATISTICS (STEELERS)

			TACKLES								INTERCEPTIONS					O. FUMB				ST					MISC			
DATE	OPPONENT	P/S	TK	S	A	SK	YDS	TFL	YDS	QBH	NO	YDS	LG	TD	PD	FF	FR	TD	YDS	TK	S	A	FF	FR	S	A	W/L	SCORE
09/07	at Jets	S	5	3	2	0.0	0.0	1	4	1	0	0	0	0	0	0	0	0	0	0	0	0	0	0	0	0	W	34-32
09/14	Seahawks	S	9	7	2	1.0	8.0	1	8	1	0	0	0	0	0	0	0	0	0	1	1	0	0	0	0	0	L	17-31
09/21	at Patriots	P	6	4	2	0.0	0.0	0	0	0	0	0	0	0	0	0	1	0	0	1	0	1	0	0	0	0	W	21-14
09/28	Vikings	S	13	8	5	0.0	0.0	2	6	1	0	0	0	0	0	0	0	0	0	0	0	0	0	0	0	0	W	24-21
10/12	Browns	P	5	3	2	0.0	0.0	1	2	0	0	0	0	0	0	0	0	0	0	2	1	1	0	0	0	0	W	23-9
10/16	at Bengals	P	4	2	2	0.0	0.0	0	0	0	0	0	0	0	0	0	0	0	0	2	1	1	0	0	0	0	L	31-33
10/26	Packers	S	8	4	4	0.0	0.0	0	0	0	0	0	0	0	0	0	0	0	0	1	1	0	0	0	0	0	L	25-35
11/02	Colts	P	13	9	4	0.0	0.0	0	0	0	1	17	17	0	2	0	0	0	0	1	1	0	0	0	0	0	W	27-20
2025 TOTALS		**8-4**	**63**	**40**	**23**	**1.0**	**8.0**	**5**	**20**	**3**	**1**	**17**	**17**	**0**	**2**	**0**	**1**	**0**	**0**	**8**	**5**	**3**	**0**	**0**	**0**	**0**	**5-3**	

2024 GAME-BY-GAME REGULAR-SEASON STATISTICS (STEELERS)

			TACKLES								INTERCEPTIONS					O. FUMB				ST					MISC			
DATE	OPPONENT	P/S	TK	S	A	SK	YDS	TFL	YDS	QBH	NO	YDS	LG	TD	PD	FF	FR	TD	YDS	TK	S	A	FF	FR	S	A	W/L	SCORE
09/08	at Falcons	P	3	3	0	0.0	0.0	0	0	0	0	0	0	0	0	0	0	0	0	0	0	0	0	0	0	0	W	18-10
09/15	at Broncos	P	0	0	0	0.0	0.0	0	0	0	0	0	0	0	0	0	0	0	0	0	0	0	0	0	0	0	W	13-6
09/22	Chargers	P	2	1	1	0.0	0.0	0	0	0	0	0	0	0	0	0	0	0	0	0	0	0	0	0	0	0	W	20-10
09/29	at Colts	S	6	4	2	0.0	0.0	0	0	0	0	0	0	0	0	0	0	0	0	0	0	0	0	0	0	0	L	24-27
10/06	Cowboys	P	9	5	4	0.0	0.0	0	0	0	0	0	0	0	0	0	0	0	0	0	0	0	0	0	0	0	L	17-20
10/13	at Raiders	P	6	5	1	0.0	0.0	1	1	0	0	0	0	0	0	0	0	0	0	0	0	0	0	0	0	0	W	32-13
10/20	Jets	S	9	4	5	0.0	0.0	0	0	0	0	0	0	0	0	0	0	0	0	1	0	1	0	0	0	0	W	37-15
10/28	Giants	S	2	1	1	0.0	0.0	0	0	2	0	0	0	0	0	0	0	0	0	1	0	1	0	0	0	0	W	26-18
11/10	at Commanders	P	1	1	0	0.0	0.0	0	0	0	0	0	0	0	0	0	0	0	0	0	0	0	0	0	0	0	W	28-27
11/17	Ravens	P	2	2	0	0.0	0.0	0	0	0	1	0	0	0	1	0	0	0	0	0	0	0	0	0	0	0	W	18-16
11/21	at Browns	P	4	1	3	0.0	0.0	0	0	0	0	0	0	0	0	0	0	0	0	2	1	1	0	0	0	0	L	19-24
12/01	at Bengals	P	3	1	2	0.0	0.0	0	0	0	0	0	0	0	0	0	2	1	22	0	0	0	0	0	0	0	W	44-38
12/08	Browns	P	4	4	0	0.0	0.0	1	4	0	0	0	0	0	0	0	0	0	0	0	0	0	0	0	0	0	W	27-14
12/15	at Eagles	P	5	3	2	0.0	0.0	0	0	0	0	0	0	0	1	0	0	0	0	1	0	1	0	0	0	0	L	13-27
12/21	at Ravens	S	3	2	1	0.0	0.0	0	0	0	0	0	0	0	0	0	0	0	0	0	0	0	0	0	0	0	L	17-34
12/25	Chiefs	P	4	3	1	0.0	0.0	0	0	0	0	0	0	0	0	0	0	0	0	0	0	0	0	0	0	0	L	10-29
01/04	Bengals	P	9	7	2	0.0	0.0	1	4	0	0	0	0	0	0	1	0	0	0	1	1	0	0	0	0	0	L	17-19
2024 TOTALS		**17-4**	**72**	**47**	**25**	**0.0**	**0.0**	**3**	**9**	**2**	**1**	**0**	**0**	**0**	**2**	**1**	**2**	**1**	**22**	**6**	**2**	**4**	**0**	**0**	**0**	**0**	**10-7**	

2024 GAME-BY-GAME POSTSEASON STATISTICS (STEELERS)

			TACKLES								INTERCEPTIONS					O. FUMB				ST					MISC			
DATE	OPPONENT	P/S	TK	S	A	SK	YDS	TFL	YDS	QBH	NO	YDS	LG	TD	PD	FF	FR	TD	YDS	TK	S	A	FF	FR	S	A	W/L	SCORE
01/11	at Ravens	P	6	3	3	0.0	0.0	1	3	0	0	0	0	0	0	0	0	0	0	0	0	0	0	0	0	0	L	14-28
2024 TOTALS		**1-0**	**6**	**3**	**3**	**0.0**	**0.0**	**1**	**3**	**0**	**0**	**0**	**0**	**0**	**0**	**0**	**0**	**0**	**0**	**0**	**0**	**0**	**0**	**0**	**0**	**0**	**0-1**	



ROMAN WILSON

WR

10

HEIGHT: 6-0
WEIGHT: 192
BORN: June 19, 2001
COLLEGE: Michigan

HOW ACQUIRED: D3a '24
NFL EXPERIENCE: 1st year
BIRTHPLACE Maui, HI

PRO CAREER

- Has played in one regular-season game (no starts) in one-year NFL career (Pittsburgh 2024)
- Has registered four snaps on offense
- Made NFL debut in Week 6 of 2024 (at Las Vegas)
- Spent most of the 2024 season on the Reserve/Injured List

2024 (STEELERS)

- Played in one regular-season game (Week 6 at Las Vegas)
- Registered four snaps on offense against the Raiders
- Spent most of the season on the Reserve/Injured List

TRANSACTIONS

- Placed on the Reserve/Injured List on Oct. 28, 2024
- Signed a four-year contract with Pittsburgh on May 11, 2024
- Drafted by the Steelers in the third round (84th overall) of the 2024 NFL Draft

PERSONAL

- Attended St. Louis H.S. and won four consecutive state titles in the Open Division of the HHSAA
- Part of a program that won 38 consecutive games to close his career
- Also ran track and field at St. Louis
- 247Sports Composite ranking of four stars, the 358th player nationally, the 61st-best wide receiver and the third-best player in the state of Hawaii
- Full name is Roman Jeffrey Wilson
- Son of Colleen Colegrove and Jeffrey Wilson

COLLEGE

- Played in 46 career games (24 starts) at Michigan (2020-23)
- Caught 107 passes for 1,707 yards and 20 TDs, which ranks seventh in program history
- 2023 Michigan Co-Offensive Skill Player of the Year
- 2023 Second-Team All-Big Ten
- Led the Wolverines with 48 catches, 789 yards, and 12 TDs and added one 10-yard rush in 2023
- Named All-Big Ten (second team, coaches and media)
- Six times shared Offensive Player of the Week honors for his performance at against ECU, UNLV, Bowling Green, Purdue, at Nebraska and at Michigan State
- Registered a career-high three receiving TDs against ECU, coming on six catches for 78 yards
- Starting against UNLV, caught two TD passes on four catches totaling 89 yards
- Caught a TD on two receptions for 42 yards starting against Bowling Green
- On the road at Nebraska, led the team with 58 yards receiving on four catches and two TDs
- Set career highs with nine catches and 143 yards against Purdue
- Snagged a TD among three catches for 36 yards against Ohio State
- Scored the game-tying TD to force overtime against Alabama in the Rose Bowl/CFP Semifinal and finished with a team-high 73 yards on four catches
- Gained 54 yards on three catches starting against Washington in the CFP National Championship Game

ROMAN WILSON'S NFL REGULAR SEASON RUSHING/RECEIVING STATISTICS

				RECEIVING					RUSHING				
DATE	TEAM	GP	GS	NO.	YDS.	AVG.	LG	TD	NO.	YDS.	AVG.	LG	TD
2024	Steelers	1	0	0	0	0.0	0	0	0	0	0.0	0	0
2025	Steelers	8	2	9	114	12.7	45	1	0	0	0.0	0	0
NFL TOTALS		9	2	9	114	12.7	45	1	0	0	0.0	0	0

ROMAN WILSON'S NFL POSTSEASON RUSHING/RECEIVING STATISTICS

				RECEIVING					RUSHING				
DATE	TEAM	GP	GS	NO.	YDS.	AVG.	LG	TD	NO.	YDS.	AVG.	LG	TD
2024	Steelers	0	0	0	0	0.0	0	0	0	0	0.0	0	0
NFL TOTALS		0	0	0	0	0.0	0	0	0	0	0.0	0	0

ROMAN WILSON'S NFL REGULAR SEASON RETURN STATISTICS

		KICKOFF RETURNS					PUNT RETURNS					
DATE	TEAM	RET.	YDS.	AVG.	LG	TD	NO.	FC	YDS.	AVG.	LG	TD
2024	Steelers	0	0	0.0	0	0	0	0	0	0.0	0	0
2025	Steelers	0	0	0.0	0	0	0	0	0	0.0	0	0
NFL TOTALS		**0**	**0**	**0.0**	**0**	**0**	**0**	**0**	**0**	**0.0**	**0**	**0**

ROMAN WILSON'S NFL POSTSEASON RETURN STATISTICS

		KICKOFF RETURNS					PUNT RETURNS					
DATE	TEAM	RET.	YDS.	AVG.	LG	TD	NO.	FC	YDS.	AVG.	LG	TD
2024	Steelers	0	0	0.0	0	0	0	0	0	0.0	0	0
NFL TOTALS		**0**	**0**	**0.0**	**0**	**0**	**0**	**0**	**0**	**0.0**	**0**	**0**

SINGLE-GAME HIGHS: RECEIVING

Receptions 4 vs. Green Bay Packers, Oct 26, 2025
2 at Cincinnati Bengals, Oct 16, 2025

Receiving Yards 74 vs. Green Bay Packers, Oct 26, 2025
17 at Cincinnati Bengals, Oct 16, 2025

Receiving Average 18.5 vs. Green Bay Packers, Oct 26, 2025

Longest Receptions 45 vs. Green Bay Packers, Oct 26, 2025
21t vs. Green Bay Packers, Oct 26, 2025

Receiving TDs 1 vs. Green Bay Packers, Oct 26, 2025

All-Purpose Yards 74 vs. Green Bay Packers, Oct 26, 2025
17 at Cincinnati Bengals, Oct 16, 2025

Most TDs 1 vs. Green Bay Packers, Oct 26, 2025

Scrimmage Yards 74 vs. Green Bay Packers, Oct 26, 2025
17 at Cincinnati Bengals, Oct 16, 2025

2025 GAME-BY-GAME REGULAR-SEASON STATISTICS (STEELERS)

			RECEIVING					RUSHING						
DATE	OPPONENT	P/S	NO.	YDS.	AVG.	LG	TD	NO.	YDS.	AVG.	LG	TD	W/L	SCORE
09/07	at Jets	S	0	0	0.0	0	0	0	0	0.0	0	0	W	34-32
09/14	Seahawks	P	1	7	7.0	7	0	0	0	0.0	0	0	L	17-31
09/21	at Patriots	P	0	0	0.0	0	0	0	0	0.0	0	0	W	21-14
09/28	Vikings	P	0	0	0.0	0	0	0	0	0.0	0	0	W	24-21
10/12	Browns	P	1	12	12.0	12	0	0	0	0.0	0	0	W	23-9
10/16	at Bengals	P	2	17	8.5	13	0	0	0	0.0	0	0	L	31-33
10/26	Packers	S	4	74	18.5	45	1	0	0	0.0	0	0	L	25-35
11/02	Colts	P	1	4	4.0	4	0	0	0	0.0	0	0	W	27-20
2025 TOTALS		**8-2**	**9**	**114**	**12.7**	**45**	**1**	**0**	**0**	**0.0**	**0**	**0**	**5-3**	

2024 GAME-BY-GAME REGULAR-SEASON STATISTICS (STEELERS)

			RECEIVING					RUSHING						
DATE	OPPONENT	P/S	NO.	YDS.	AVG.	LG	TD	NO.	YDS.	AVG.	LG	TD	W/L	SCORE
09/08	at Falcons		ON INACTIVE LIST										W	18-10
09/15	at Broncos		ON INACTIVE LIST										W	13-6
09/22	Chargers		ON INACTIVE LIST										W	20-10
09/29	at Colts		ON INACTIVE LIST										L	24-27
10/06	Cowboys		ON INACTIVE LIST										L	17-20
10/13	at Raiders	P	0	0	0.0	0	0	0	0	0.0	0	0	W	32-13
10/20	Jets		ON INACTIVE LIST										W	37-15
11/10	at Commanders		INJURED RESERVE										W	28-27
11/17	Ravens		INJURED RESERVE										W	18-16
11/21	at Browns		INJURED RESERVE										L	19-24
12/01	at Bengals		INJURED RESERVE										W	44-38
12/08	Browns		INJURED RESERVE										W	27-14
12/15	at Eagles		INJURED RESERVE										L	13-27
12/21	at Ravens		INJURED RESERVE										L	17-34
12/25	Chiefs		INJURED RESERVE										L	10-29
01/04	Bengals		INJURED RESERVE - DESIGNATED FOR RETURN										L	17-19
2024 TOTALS		**1-0**	**0**	**0**	**0.0**	**0**	**0**	**0**	**0**	**0.0**	**0**	**0**	**9-7**	

2024 GAME-BY-GAME POSTSEASON STATISTICS (STEELERS)

			RECEIVING					RUSHING						
DATE	OPPONENT	P/S	NO.	YDS.	AVG.	LG	TD	NO.	YDS.	AVG.	LG	TD	W/L	SCORE
01/11	at Ravens		INJURED RESERVE - DESIGNATED FOR RETURN										L	14-28
2024 TOTALS		**0-0**	**0**	**0**	**0.0**	**0**	**0**	**0**	**0**	**0.0**	**0**	**0**	**0-1**	

WON 5, LOST 3				
09/07	W	34-32	at N.Y. Jets	83,253
09/14	L	17-31	Seattle	66,347
09/21	W	21-14	at New England	64,628
09/28	W	24-21	Minnesota	74,512
10/12	W	23-9	Cleveland	66,738
10/16	L	31-33	at Cincinnati	66,569
10/26	L	25-35	Green Bay	67,386
11/02	W	27-20	Indianapolis	66,677

2025 TEAM STATISTICS

	PIT	OPP.
FIRST DOWNS	**139**	**188**
Rushing	49	62
Passing	74	109
Penalty	16	17
Third Down-Made/Att	34/89	47/112
Third Down Efficiency	38.2%	42.0%
Fourth Down-Made/Att	3/6	17/23
Fourth Down Efficiency	50.0%	73.9%
TOTAL NET YARDS	**2,305**	**3,070**
Avg. Per Game	288.1	383.8
Total Plays	445	553
Avg. Per Play	5.2	5.6
NET YARDS RUSHING	**698**	**844**
Avg. Per Game	87.3	105.5
Total Rushes	185	202
Avg. Per Rush	3.8	4.2
NET YARDS PASSING	**1,607**	**2,226**
Avg. Per Game	200.9	278.3
Sacked/Yards Lost	15/97	27/170
Gross Yards	1,704	2,396
Attempts/Completions	245/169	324/216
Pct. of Completion	69.0%	66.7%
Had Intercepted	5	8
PUNTS/AVERAGE	**28/47.9**	**22/48.1**
Net Punting Average	42.1	41.3
PUNT RETURN/AVG.	**11/10.0**	**15/8.1**
KICKOFF RETURN/AVG.	**33/24.8**	**41/25.6**
INTERCEPTION RETURN/AVG.	**8/9.1**	**5/13.0**
PENALTIES/YARDS	**50/364**	**44/399**
FUMBLES/BALL LOST	**7/2**	**13/8**
TOUCHDOWNS	**22**	**21**
Rushing	5	6
Passing	17	14
Returns	0	1
EXTRA POINTS/ATTEMPTS	**20/20**	**17/17**
TWO POINT CONVERSION/ATT.	**1/2**	**2/4**
FIELD GOALS/ATTEMPTS	**16/18**	**16/19**
AVG. TIME OF POSSESSION	**27:35**	**32:25**

* SCORE BY PERIODS	Q1	Q2	Q3	Q4	OT	PTS
TEAM	40	71	24	67	0	202
OPPONENTS	33	40	27	95	0	195

SCORING	TD	RU	PA	RT	K-PAT	FG	2PT	S	PTS
C. Boswell	0	0	0	0	20/20	16/18	0	0	68
D. Metcalf	5	0	5	0	0/0	0/0	0	0	30
P. Freiermuth	3	0	3	0	0/0	0/0	0	0	18
K. Gainwell	3	3	0	0	0/0	0/0	0	0	18
J. Warren	3	2	1	0	0/0	0/0	0	0	18
C. Austin III	2	0	2	0	0/0	0/0	0	0	12
J. Smith	2	0	2	0	0/0	0/0	0	0	12
D. Washington	1	0	1	0	0/0	0/0	1	0	8
C. Heyward	1	0	1	0	0/0	0/0	0	0	6
B. Skowronek	1	0	1	0	0/0	0/0	0	0	6
R. Wilson	1	0	1	0	0/0	0/0	0	0	6
TEAM	**22**	**5**	**17**	**0**	**20/20**	**16/18**	**1**	**0**	**202**
OPPONENTS	**21**	**6**	**14**	**1**	**17/17**	**16/19**	**2**	**0**	**195**

* RUSHING	NO.	YDS	AVG	LONG	TD
J. Warren	99	404	4.1	37	2
K. Gainwell	52	220	4.2	15	3
K. Johnson	15	40	2.7	9	0
A. Rodgers	13	18	1.4	10	0
J. Smith	1	10	10.0	10	0
C. Heyward	2	6	3.0	4	0
M. Rudolph	3	0	0.0	0	0
TEAM	**185**	**698**	**3.8**	**37**	**5**
OPPONENTS	**202**	**844**	**4.2**	**37**	**6**

* RECEIVING	TAR	NO.	YDS	AVG	LONG	TD
D. Metcalf	47	29	467	16.1	80t	5
J. Smith	34	25	159	6.4	21	2
K. Gainwell	31	27	119	4.4	16	0
C. Austin III	29	19	223	11.7	30	2
P. Freiermuth	25	19	227	11.9	68t	3
J. Warren	24	21	193	9.2	65	1
D. Washington	20	13	127	9.8	36	1
R. Wilson	12	9	114	12.7	45	1
B. Skowronek	3	2	35	17.5	22t	1
C. Heyward	3	2	18	9.0	12t	1
K. Johnson	2	1	9	9.0	9	0
S. Miller	2	1	9	9.0	9	0
S. Anderson	1	1	4	4.0	4	0
TEAM	**233**	**169**	**1,704**	**10.1**	**80t**	**17**
OPPONENTS	**304**	**214**	**2,404**	**11.2**	**81**	**14**

* INTERCEPTIONS	NO.	YDS	AVG	LONG	TD
N. Herbig	1	41	41.0	41	0
P. Wilson	1	17	17.0	17	0
T. Watt	1	13	13.0	13	0
J. Sawyer	1	4	4.0	4	0
J. Ramsey	1	2	2.0	2	0
B. Echols	1	0	0.0	0	0
J. Porter Jr.	1	0	0.0	0	0
D. Elliott	1	-4	-4.0	-4	0
TEAM	**8**	**73**	**9.1**	**41**	**0**
OPPONENTS	**5**	**65**	**13.0**	**37**	**0**

* FUMBLES	FUM	LST	FF	REC	TD
K. Gainwell	2	1	1	1	0
K. Johnson	2	1	0	0	0
R. Wilson	1	1	0	0	0
B. Jones	0	0	0	1	0
A. Rodgers	1	0	0	0	0
J. Smith	1	0	0	0	0
J. Thornhill	0	0	0	1	0
D. Washington	1	0	0	0	0
TEAM	**8**	**3**	**1**	**3**	**0**
OPPONENTS	**13**	**8**	**0**	**0**	**0**

* PUNTING	NO.	YDS	AVG	NET	TB	IN	LG	B
C. Waitman	28	1,340	47.9	42.1	2	10	67	0
TEAM	**28**	**1,340**	**47.9**	**42.1**	**2**	**10**	**67**	**0**
OPPONENTS	**22**	**1,059**	**48.1**	**41.3**	**2**	**6**	**67**	**0**

* PUNT RETURNS	RET	FC	YDS	AVG	LONG	TD
K. Williams	9	2	101	11.2	17	0
C. Austin III	2	3	9	4.5	12	0
TEAM	**11**	**5**	**110**	**10.0**	**17**	**0**
OPPONENTS	**15**	**7**	**122**	**8.1**	**22**	**0**

* KICKOFF RETURNS	NO.	YDS	AVG	LONG	TD
K. Gainwell	13	331	25.5	36	0
K. Williams	10	248	24.8	37	0
K. Johnson	8	190	23.8	29	0
T. Sermon	2	51	25.5	26	0
TEAM	**33**	**820**	**24.8**	**37**	**0**
OPPONENTS	**41**	**1,050**	**25.6**	**40**	**0**

* FIELD GOALS	1-19	20-29	30-39	40-49	50+
C. Boswell	0/0	1/1	1/2	8/8	6/7
TEAM	**0/0**	**1/1**	**1/2**	**8/8**	**6/7**
OPPONENTS	**0/0**	**4/4**	**4/5**	**3/4**	**5/6**

C. Boswell: (56G, 60G) (48G, 48G, 45G) (-) (30B, 33G) (44G, 50G, 48G, 54SH) (41G) (56G, 50G, 48G, 56G) (25G, 46G)
OPP: (35G, 51G) (36LU, 54G) (41G, 28G) (31G, 53G, 32G) (49G, 23G, 45G, 36G) (57SH, 44WL, 28G, 25G) (52G, 53G)

2-Pt Conv: D. Washington 1, **TM** 1-2, **OPP** 2-4

SACKS: T. Watt 5.0, N. Herbig 4.5, A. Highsmith 3.5, K. Benton 3.5, D. Harmon 2.0, J. Ramsey 2.0, C. Heyward 1.5, P. Queen 1.0, P. Wilson 1.0, J. Porter Jr. 1.0, J. Sawyer 1.0, D. Elliott 1.0, **TM** 27.0, **OPP** 15.0 **FUM/LOST:** K. Gainwell 2/1, K. Johnson 2/1, R. Wilson 1/1, A. Rodgers 1/0, D. Washington 1/0, J. Smith 1/0, **TM** 8/3, **OPP** 13/8

* PASSING	ATT	CMP	YDS	CMP%	YDS/ATT	TD	TD%	INT	INT%	LONG	SACK	LOST	RATING
A. Rodgers	243	167	1,692	68.7	7.0	17	7.0	5	2.1	80t	15	97	103.1
M. Rudolph	2	2	12	100.0	6.0	0	0.0	0	0.0	6	0	0	91.7
TEAM	**245**	**169**	**1,704**	**69.0**	**7.0**	**17**	**6.9**	**5**	**2.0**	**80t**	**15**	**97**	**103.2**
OPPONENTS	**324**	**216**	**2,396**	**66.7**	**7.4**	**14**	**4.3**	**8**	**2.5**	**81**	**27**	**170**	**92.6**

POS.	PLAYER	TKL.	AST.	TOTAL	TFL	SACKS/YDS.	PR	FR	FF	INT./YDS.	PD
LB	Payton Wilson	40	23	63	5	1.0/8.0	3	1	0	1/17	2
LB	Patrick Queen	25	31	56	5	1.0/8.0	4	0	1	0/0	4
S	DeShon Elliott	20	18	38	1	1.0/8.0	3	0	1	1/-4	2
CB	Jalen Ramsey	23	12	35	2	2.0/11.0	3	0	0	1/2	5
S	Juan Thornhill	20	15	35	1	0.0/0.0	0	0	0	0/0	1
LB	T.J. Watt	13	21	34	6	5.0/28.0	12	2	2	1/13	4
CB	Darius Slay	26	6	32	1	0.0/0.0	0	1	0	0/0	3
DT	Cameron Heyward	15	15	30	2	1.5/4.0	5	0	1	0/0	5
S	Chuck Clark	21	8	29	2	0.0/0.0	1	0	1	0/0	1
CB	Brandin Echols	19	4	23	1	0.0/0.0	1	0	0	1/0	3
CB	Joey Porter Jr.	17	5	22	0	1.0/0.0	0	0	0	1/0	9
LB	Alex Highsmith	13	9	22	4	3.5/25.0	7	0	1	0/0	1
LB	Cole Holcomb	15	6	21	0	0.0/0.0	0	0	1	0/0	0
DT	Keeanu Benton	10	9	19	3	3.5/26.0	7	0	0	0/0	0
LB	Nick Herbig	12	5	17	6	4.5/34.0	14	0	2	1/41	2
DT	Derrick Harmon	5	8	13	1	2.0/9.0	4	1	0	0/0	1
LB	Jack Sawyer	5	2	7	2	1.0/9.0	4	0	0	1/4	3
S	Jabrill Peppers	3	4	7	0	0.0/0.0	0	1	0	0/0	0
DL	Yahya Black	2	5	7	0	0.0/0.0	1	0	0	0/0	0
DT	Daniel Ekuale	4	2	6	0	0.0/0.0	1	0	0	0/0	1
CB	James Pierre	3	2	5	1	0.0/0.0	0	0	0	0/0	4
S	Kyle Dugger	1	3	4	0	0.0/0.0	0	0	0	0/0	0
LB	Malik Harrison	1	1	2	0	0.0/0.0	0	0	0	0/0	0
DE	DeMarvin Leal	1	1	2	0	0.0/0.0	0	0	0	0/0	0
DT	Esezi Otomewo	0	1	1	0	0.0/0.0	0	0	0	0/0	0
	STEELERS TOTALS	**314**	**216**	**530**	**43**	**27.0/170.0**	**70**	**6**	**10**	**8/73**	**51**
	OPP. TOTALS	**252**	**180**	**432**	**38**	**15.0/97.0**	**35**	**2**	**6**	**5/65**	**27**

Ast.=Assist, TFL=Tackle for a Loss, PR=Pressures, Int.=Interception, FR=Fumble Recovery, FF=Forced Fumble, PD=Pass Defense

2025 STEELERS SPECIAL TEAMS

POS.	PLAYER	TKL.	AST.	COMB.
WR	Skowronek, Ben	5	7	12
LB	Bruener, Carson	4	5	9
LB	Wilson, Payton	5	3	8
LB	Sawyer, Jack	3	5	8
TE	Heyward, Connor	2	4	6
S	Killebrew, Miles	3	2	5
S	Clark, Chuck	3	1	4
LB	Holcomb, Cole	3	1	4
LB	Harrison, Malik	2	1	3
S	Thornhill, Juan	2	0	2
CB	Echols, Brandin	1	1	2
RB	Gainwell, Kenneth	1	1	2
K	Boswell, Chris	1	0	1
LS	Kuntz, Christian	1	0	1
S	Peppers, Jabrill	1	0	1
RB	Nichols, Lew	0	1	1
CB	Pierre, James	0	1	1
RB	Sermon, Trey	0	1	1
	TOTALS	**37**	**34**	**71**

DEFENSIVE STATS BY RANK

SACKS		INTERCEPTIONS		TACKLES FOR LOSS		PASSES DEFENSED		PRESSURES	
PLAYER	NO.	PLAYER	NO.	PLAYER	NO.	PLAYER	NO.	PLAYER	NO.
T. Watt	5.0	B. Echols	1	N. Herbig	6	J. Porter Jr.	9	N. Herbig	14
N. Herbig	4.5	D. Elliott	1	T. Watt	6	C. Heyward	5	T. Watt	12
K. Benton	3.5	N. Herbig	1	P. Queen	5	J. Ramsey	5	K. Benton	7
A. Highsmith	3.5	J. Porter Jr.	1	P. Wilson	5	J. Pierre	4	A. Highsmith	7
D. Harmon	2.0	J. Ramsey	1	A. Highsmith	4	P. Queen	4	C. Heyward	5
J. Ramsey	2.0	J. Sawyer	1	K. Benton	3	T. Watt	4	D. Harmon	4
C. Heyward	1.5	T. Watt	1	C. Clark	2	B. Echols	3	P. Queen	4
D. Elliott	1.0	P. Wilson	1	C. Heyward	2	J. Sawyer	3	J. Sawyer	4
J. Porter Jr.	1.0			J. Ramsey	2	D. Slay	3	D. Elliott	3
P. Queen	1.0			J. Sawyer	2	D. Elliott	2	J. Ramsey	3
J. Sawyer	1.0			B. Echols	1	N. Herbig	2	P. Wilson	3
P. Wilson	1.0			D. Elliott	1	P. Wilson	2	Y. Black	1
				D. Harmon	1	C. Clark	1	C. Clark	1
				J. Pierre	1	D. Ekuale	1	B. Echols	1
				D. Slay	1	D. Harmon	1	D. Ekuale	1
				J. Thornhill	1	A. Highsmith	1		
						J. Thornhill	1		

2025 : REGULAR SEASON								
PLAYER	TACKLES	SOLO	ASSISTS	FOR FUMBLES	FUMBLE REC	BLKD FG	BLKD PAT	BLKD PUNT
Ben Skowronek	12	5	7	0	1	0	0	0
Carson Bruener	9	4	5	0	0	0	0	0
Payton Wilson	8	5	3	0	0	0	0	0
Jack Sawyer	8	3	5	0	0	0	0	0
Connor Heyward	6	2	4	0	0	0	0	0
Miles Killebrew	5	3	2	0	0	0	0	0
Chuck Clark	4	3	1	0	0	0	0	0
Cole Holcomb	4	3	1	0	0	0	0	0
Malik Harrison	3	2	1	0	0	0	0	0
Juan Thornhill	2	2	0	0	1	0	0	0
Brandin Echols	2	1	1	0	1	0	0	0
Kenneth Gainwell	2	1	1	1	0	0	0	0
Chris Boswell	1	1	0	0	0	0	0	0
Christian Kuntz	1	1	0	0	0	0	0	0
Jabrill Peppers	1	1	0	0	0	0	0	0
Lew Nichols	1	0	1	0	0	0	0	0
James Pierre	1	0	1	0	0	0	0	0
Trey Sermon	1	0	1	0	0	0	0	0
2025 TOTALS	**71**	**37**	**34**	**1**	**3**	**0**	**0**	**0**

OFFENSE													
DATE	OPPONENT	TE	WR	LT	LG	C	RG	RT	WR	TE	QB	RB	WR
9/7	at N.Y. Jets	D. Washington	D. Metcalf	B. Jones	I. Seumalo	Z. Frazier	M. McCormick	T. Fautanu	C. Austin III	--	A. Rodgers	J. Warren	R. Wilson
9/14	Seattle	P. Freiermuth	D. Metcalf	B. Jones	I. Seumalo	Z. Frazier	M. McCormick	T. Fautanu	C. Austin III	J. Smith	A. Rodgers	J. Warren	--
9/21	at New England	D. Washington	D. Metcalf	B. Jones	I. Seumalo	Z. Frazier	M. McCormick	T. Fautanu	C. Austin III	--	A. Rodgers	J. Warren	B. Skowronek
9/28	Minnesota	D. Washington	D. Metcalf	B. Jones	I. Seumalo	Z. Frazier	M. McCormick	T. Fautanu	C. Austin III	C. Heyward	A. Rodgers	K. Gainwell	--
10/12	Cleveland	D. Washington	D. Metcalf	B. Jones	I. Seumalo	Z. Frazier	M. McCormick	T. Fautanu	J. Smith	S. Anderson	A. Rodgers	J. Warren	--
10/16	at Cincinnati	D. Washington	D. Metcalf	B. Jones	I. Seumalo	Z. Frazier	M. McCormick	T. Fautanu	P. Freiermuth	J. Smith	A. Rodgers	J. Warren	--
10/26	Green Bay	P. Freiermuth	D. Metcalf	B. Jones	I. Seumalo	Z. Frazier	M. McCormick	T. Fautanu	C. Austin III	--	A. Rodgers	J. Warren	R. Wilson
11/2	Indianapolis	D. Washington	D. Metcalf	B. Jones	I. Seumalo	Z. Frazier	M. McCormick	T. Fautanu	C. Austin III	J. Smith	A. Rodgers	J. Warren	--
11/9		--	--	--	--	--	--	--	--	--	--	--	--
11/16		--	--	--	--	--	--	--	--	--	--	--	--
11/23		--	--	--	--	--	--	--	--	--	--	--	--
11/30		--	--	--	--	--	--	--	--	--	--	--	--
12/7		--	--	--	--	--	--	--	--	--	--	--	--
12/15		--	--	--	--	--	--	--	--	--	--	--	--
12/21		--	--	--	--	--	--	--	--	--	--	--	--
12/28		--	--	--	--	--	--	--	--	--	--	--	--
1/4		--	--	--	--	--	--	--	--	--	--	--	--

DEFENSE													
DATE	OPPONENT	DT	NT	DE	LOLB	LILB	RILB	ROLB	RCB	LCB	FS	SS	NCB
9/7	at N.Y. Jets	C. Heyward	K. Benton	I. Loudermilk	T. Watt	P. Queen	P. Wilson	A. Highsmith	J. Porter Jr.	D. Slay	--	D. Elliott	J. Ramsey
9/14	Seattle	C. Heyward	K. Benton	I. Loudermilk	T. Watt	P. Queen	P. Wilson	A. Highsmith	--	D. Slay	J. Thornhill	C. Clark	J. Ramsey
9/21	at New England	C. Heyward	K. Benton	Y. Black	T. Watt	P. Queen	C. Holcomb	N. Herbig	B. Echols	D. Slay	--	J. Peppers	J. Ramsey
9/28	Minnesota	C. Heyward	K. Benton	--	T. Watt	P. Queen	P. Wilson	N. Herbig	B. Echols	D. Slay	C. Clark	D. Elliott	J. Ramsey
10/12	Cleveland	C. Heyward	K. Benton	D. Harmon	T. Watt	P. Queen	C. Holcomb	A. Highsmith	J. Porter Jr.	D. Slay	J. Ramsey	D. Elliott	--
10/16	at Cincinnati	C. Heyward	K. Benton	--	T. Watt	P. Queen	C. Holcomb	A. Highsmith	J. Porter Jr.	D. Slay	C. Clark	D. Elliott	J. Ramsey
10/26	Green Bay	C. Heyward	K. Benton	--	T. Watt	P. Queen	P. Wilson	A. Highsmith	J. Porter Jr.	D. Slay	C. Clark	D. Elliott	J. Ramsey
11/2	Indianapolis	C. Heyward	K. Benton	D. Harmon	T. Watt	P. Queen	M. Harrison	A. Highsmith	J. Porter Jr.	D. Slay	J. Ramsey	K. Dugger	--
11/9		--	--	--	--	--	--	--	--	--	--	--	--
11/16		--	--	--	--	--	--	--	--	--	--	--	--
11/23		--	--	--	--	--	--	--	--	--	--	--	--
11/30		--	--	--	--	--	--	--	--	--	--	--	--
12/7		--	--	--	--	--	--	--	--	--	--	--	--
12/15		--	--	--	--	--	--	--	--	--	--	--	--
12/21		--	--	--	--	--	--	--	--	--	--	--	--
12/28		--	--	--	--	--	--	--	--	--	--	--	--
1/4		--	--	--	--	--	--	--	--	--	--	--	--

Rookies underlined.

PLAYERS	AT NYJ 9/7	SEA 9/14	AT NE 9/21	MIN 9/28	CLE 10/12	AT CIN 10/16	GB 10/26	IND 11/2	11/9	11/16	11/23	11/30	12/7	12/15	12/21	12/28	1/4	GP	GS	DNP	IN
Calvin Anderson	X	X	X	P	P	P	P	P	-	-	-	-	-	-	-	-	-	5/55	0/14	3	0
Spencer Anderson	P	P	P	P	LG	P	P	P	-	-	-	-	-	-	-	-	-	8/33	1/5	0	0
Calvin Austin III	WR	WR	WR	WR	SI	SI	WR	WR	-	-	-	-	-	-	-	-	-	6/40	6/15	0	2
Kyler Baugh	PS	PS	PS	PS	PS	PS	PS	PS	-	-	-	-	-	-	-	-	-	0/0	0/0	0	0
Ja'Whaun Bentley	^	^	PS	PS	^	^	^	^	-	-	-	-	-	-	-	-	-	0/83	0/68	0	0
Keeanu Benton	NT	NT	NT	NT	NT	NT	NT	NT	-	-	-	-	-	-	-	-	-	8/42	8/31	0	0
Beanie Bishop Jr.	PS	PS	PS	PS	PS	PS	PS	PS	-	-	-	-	-	-	-	-	-	0/17	0/6	0	0
Yahya Black	P	P	DE	P	P	P	P	P	-	-	-	-	-	-	-	-	-	8/8	1/1	0	0
Chris Boswell	P	P	P	P	P	P	P	P	-	-	-	-	-	-	-	-	-	8/158	0/0	0	0
Carson Bruener	P	P	P	P	P	P	P	P	-	-	-	-	-	-	-	-	-	8/8	0/0	0	0
Sebastian Castro	PS	PS	PS	PS	PS	PS	PS	PS	-	-	-	-	-	-	-	-	-	0/0	0/0	0	0
Chuck Clark	P	SS	P	SS	SI	SS	SS	SI	-	-	-	-	-	-	-	-	-	6/114	4/79	0	2
Dylan Cook	PS	PS	PS	PS	PS	PS	PS	PS	-	-	-	-	-	-	-	-	-	0/0	0/0	0	0
Domenique Davis	IR	^	^	^	^	^	^	^	-	-	-	-	-	-	-	-	-	0/2	0/0	0	0
Jack Driscoll	^	^	^	^	^	^	^	PS	-	-	-	-	-	-	-	-	-	0/67	0/18	0	0
Brandin Echols	P	P	LCB	LCB	P	P	P	P	-	-	-	-	-	-	-	-	-	8/65	2/21	0	0
Daniel Ekuale	P	P	P	P	P	P	P	IR	-	-	-	-	-	-	-	-	-	7/61	0/21	0	0
DeShon Elliott	SS	SI	SI	SS	SS	SS	SS	IR	-	-	-	-	-	-	-	-	-	5/77	5/69	0	2
Troy Fautanu	RT	RT	RT	RT	RT	RT	RT	RT	-	-	-	-	-	-	-	-	-	8/9	8/9	0	0
Zach Frazier	C	C	C	C	C	C	C	C	-	-	-	-	-	-	-	-	-	8/23	8/23	0	0
Pat Freiermuth	P	TE	P	P	P	TE	TE	P	-	-	-	-	-	-	-	-	-	8/69	3/40	0	0
Kenneth Gainwell	P	P	P	RB	P	P	P	P	-	-	-	-	-	-	-	-	-	8/74	1/5	0	0
JJ Galbreath	PS	PS	^	^	^	^	^	^	-	-	-	-	-	-	-	-	-	0/0	0/0	0	0
Derrick Harmon	SI	SI	P	P	DE	P	P	DE	-	-	-	-	-	-	-	-	-	6/6	2/2	0	2
Malik Harrison	P	IR	IR	IR	IR	IRD	IRD	LB	-	-	-	-	-	-	-	-	-	2/78	1/36	0	0
K.J. Henry	^	^	^	^	^	^	^	PS	-	-	-	-	-	-	-	-	-	0/13	0/3	0	0
Nick Herbig	SI	P	ROLB	ROLB	P	P	P	P	-	-	-	-	-	-	-	-	-	7/37	2/7	0	1
Cameron Heyward	DT	DT	DT	DT	DT	DT	DT	DT	-	-	-	-	-	-	-	-	-	8/219	8/184	0	0
Connor Heyward	P	P	P	FB	P	P	P	P	-	-	-	-	-	-	-	-	-	8/59	1/13	0	0
Alex Highsmith	ROLB	ROLB	SI	SI	ROLB	ROLB	ROLB	ROLB	-	-	-	-	-	-	-	-	-	6/83	6/72	0	2
Cole Holcomb	P	P	RILB	P	RILB	RILB	P	SI	-	-	-	-	-	-	-	-	-	7/65	3/59	0	1
Will Howard	IR	IR	IR	IR	IR	IR	IRD	IRD	-	-	-	-	-	-	-	-	-	0/0	0/0	0	0
Max Hurleman	PS	PS	PS	PS	PS	PS	PS	PS	-	-	-	-	-	-	-	-	-	0/0	0/0	0	0
D'Shawn Jamison	PS	PS	PS	PS	PS	PS	PS	PS	-	-	-	-	-	-	-	-	-	0/15	0/2	0	0
Brandon Johnson	IR	^	^	^	^	^	^	^	-	-	-	-	-	-	-	-	-	0/20	0/3	0	0
Kaleb Johnson	P	P	X	P	P	X	X	P	-	-	-	-	-	-	-	-	-	5/5	0/0	3	0
Broderick Jones	LT	LT	LT	LT	LT	LT	LT	LT	-	-	-	-	-	-	-	-	-	8/42	8/35	0	0
Steven Jones	PS	PS	PS	PS	PS	PS	PS	PS	-	-	-	-	-	-	-	-	-	0/0	0/0	0	0
Donte Kent	IR	IR	IR	IR	IR	IR	IR	IR	-	-	-	-	-	-	-	-	-	0/0	0/0	0	0
Miles Killebrew	P	P	P	P	P	^	IR	IR	-	-	-	-	-	-	-	-	-	5/151	0/5	0	0
Christian Kuntz	P	P	P	P	P	P	P	P	-	-	-	-	-	-	-	-	-	8/76	0/0	0	0
DeMarvin Leal	PS	PS	P	P	SI	SI	SI	P	-	-	-	-	-	-	-	-	-	3/31	0/6	0	3
Logan Lee	P	P	P	X	SI	SI	SI	SI	-	-	-	-	-	-	-	-	-	3/3	0/0	1	4
Isaiahh Loudermilk	DT	DT	IR	IR	IR	IR	IR	IR	-	-	-	-	-	-	-	-	-	2/60	2/7	0	0
Dean Lowry	IR	IR	IR	IR	IR	IR	IR	IR	-	-	-	-	-	-	-	-	-	0/132	0/85	0	0
Ryan McCollum	P	P	P	P	P	P	P	P	-	-	-	-	-	-	-	-	-	8/38	0/3	0	0
Mason McCormick	RG	RG	RG	RG	RG	RG	RG	RG	-	-	-	-	-	-	-	-	-	8/25	8/22	0	0
Cameron McCutcheon	IR	^	^	^	^	^	^	^	-	-	-	-	-	-	-	-	-	0/0	0/0	0	0
Lance McCutcheon	PS	^	^	^	^	^	^	^	-	-	-	-	-	-	-	-	-	0/10	0/1	0	0
DK Metcalf	WR	WR	WR	WR	WR	WR	WR	WR	-	-	-	-	-	-	-	-	-	8/105	8/101	0	0
Scotty Miller	P	P	P	P	P	P	SI	SI	-	-	-	-	-	-	-	-	-	6/86	0/9	0	2
Lew Nichols	PS	PS	PS	PS	PS	PS	PS	P	-	-	-	-	-	-	-	-	-	1/1	0/0	0	0
Esezi Otomewo	SI	SI	SI	SI	P	X	P	P	-	-	-	-	-	-	-	-	-	3/12	0/2	1	4
Donald Parham Jr.	IR	IR	IR	IR	IR	IR	IR	IR	-	-	-	-	-	-	-	-	-	0/47	0/23	0	0
Andrus Peat	SI	SI	SI	SI	SI	SI	SI	SI	-	-	-	-	-	-	-	-	-	0/126	0/103	0	8
Jabrill Peppers	^	P	SS	P	P	P	P	SI	-	-	-	-	-	-	-	-	-	6/105	1/86	0	1
James Pierre	P	P	P	P	P	P	P	P	-	-	-	-	-	-	-	-	-	8/89	0/8	0	0
Daryl Porter	^	^	^	^	^	PS	^	^	-	-	-	-	-	-	-	-	-	0/0	0/0	0	0
Joey Porter Jr.	RCB	SI	SI	SI	RCB	RCB	RCB	RCB	-	-	-	-	-	-	-	-	-	5/38	5/32	0	3
Patrick Queen	LILB	LILB	LILB	LILB	LILB	LILB	LILB	LILB	-	-	-	-	-	-	-	-	-	8/92	8/92	0	0
Jalen Ramsey	NCB	NCB	NCB	NCB	NCB	NCB	NCB	NCB	-	-	-	-	-	-	-	-	-	8/143	8/142	0	0
Aaron Rodgers	QB	QB	QB	QB	QB	QB	QB	QB	-	-	-	-	-	-	-	-	-	8/256	8/249	0	0
Mason Rudolph	X	P	X	X	P	X	X	X	-	-	-	-	-	-	-	-	-	2/31	0/18	6	0
Ben Sauls	Active	^	^	^	^	^	^	^	-	-	-	-	-	-	-	-	-	0/0	0/0	0	0
Jack Sawyer	P	P	P	P	P	P	P	P	-	-	-	-	-	-	-	-	-	8/8	0/0	0	0
Max Scharping	SI	SI	IR	IR	IR	IR	IR	IR	-	-	-	-	-	-	-	-	-	0/68	0/33	0	2
Trey Sermon	PS	PS	P	P	PS	PS	PS	P	-	-	-	-	-	-	-	-	-	3/45	0/5	0	0
Isaac Seumalo	LG	LG	LG	LG	LG	LG	LG	LG	-	-	-	-	-	-	-	-	-	8/119	8/98	0	0
Ben Skowronek	P	P	WR	P	P	P	P	P	-	-	-	-	-	-	-	-	-	8/63	1/14	0	0
Jacob Slade	IR	^	^	^	^	^	^	^	-	-	-	-	-	-	-	-	-	0/0	0/0	0	0
Darius Slay	LCB	LCB	LCB	LCB	LCB	LCB	LCB	LCB	-	-	-	-	-	-	-	-	-	8/185	8/175	0	0
Matt Sokol	^	^	^	^	^	PS	^	^	-	-	-	-	-	-	-	-	-	0/8	0/1	0	0
Skylar Thompson	SI	IR	IR	IR	IR	IR	IR	IR	-	-	-	-	-	-	-	-	-	0/10	0/3	0	1
Juan Thornhill	P	FS	P	P	P	P	P	P	-	-	-	-	-	-	-	-	-	8/95	1/75	0	0
Cory Trice Jr.	IRD	IRD	IR	IR	IR	IR	IR	IRD	-	-	-	-	-	-	-	-	-	0/6	0/1	0	0
Corliss Waitman	P	P	P	P	P	P	P	P	-	-	-	-	-	-	-	-	-	8/43	0/0	0	0
Gareth Warren	IR	^	^	^	^	^	^	^	-	-	-	-	-	-	-	-	-	0/0	0/0	0	0
Jaylen Warren	RB	RB	RB	SI	RB	RB	RB	RB	-	-	-	-	-	-	-	-	-	7/55	7/7	0	1
Darnell Washington	TE	P	TE	TE	TE	TE	P	TE	-	-	-	-	-	-	-	-	-	8/42	6/22	0	0
T.J. Watt	LOLB	LOLB	LOLB	LOLB	LOLB	LOLB	LOLB	LOLB	-	-	-	-	-	-	-	-	-	8/129	8/129	0	0
Julius Welschof	PS	PS	PS	PS	PS	PS	PS	PS	-	-	-	-	-	-	-	-	-	0/0	0/0	0	0
Aiden Williams	Active	^	^	^	^	^	^	^	-	-	-	-	-	-	-	-	-	0/0	0/0	0	0
Ke'Shawn Williams	Active	^	^	^	P	P	P	P	-	-	-	-	-	-	-	-	-	4/4	0/0	0	0
Ke'Shawn Williams	PS	PS	PS	PS	Active	Active	Active	Active	-	-	-	-	-	-	-	-	-	0/0	0/0	0	0
Payton Wilson	RILB	RILB	P	RILB	P	P	RILB	P	-	-	-	-	-	-	-	-	-	8/25	4/8	0	0
Roman Wilson	WR	P	P	P	P	P	WR	P	-	-	-	-	-	-	-	-	-	8/9	2/2	0	0
Logan Woodside	^	PS	PS	PS	PS	PS	^	^	-	-	-	-	-	-	-	-	-	0/13	0/0	0	0

LEGEND:

CAPS=Starter, X=Did Not Play (Non-injury), SI=On Inactive List, P=Player was a substitution, IR=Injured Reserve, PS=Practice Squad, IRD=Injured Reserve - Designated For Return, NOT=Not on Roster, ^=With Other Team

INDIVIDUAL SINGLE-GAME HIGHS				
RUSHING				
Rushing Attempts	19	Kenneth Gainwell	vs. Vikings	09/28
Rushing Yards	127	Jaylen Warren	at Bengals	10/16
Rushing Average	7.9	Jaylen Warren	at Bengals	10/16
Rushing Touchdowns	2	Jaylen Warren	vs. Colts	11/02
		Kenneth Gainwell	vs. Vikings	09/28
RECEIVING				
Pass Receptions	6	Kenneth Gainwell	vs. Browns	10/12
		Kenneth Gainwell	vs. Vikings	09/28
Receiving Yards	126	DK Metcalf	vs. Vikings	09/28
Touchdown Receptions	2	Pat Freiermuth	at Bengals	10/16
PASSING				
Passes Completed	25	Aaron Rodgers	vs. Colts	11/02
Passes Attempted	36	Aaron Rodgers	vs. Packers	10/26
Completion Percentage	81.8	Aaron Rodgers	vs. Vikings	09/28
Passing Yards	249	Aaron Rodgers	at Bengals	10/16
Yards Per Attempt	9.1	Aaron Rodgers	vs. Vikings	09/28
Touchdown Passes	4	Aaron Rodgers	at Bengals	10/16
		Aaron Rodgers	at Jets	09/07
Passer Rating	136.7	Aaron Rodgers	at Jets	09/07
Interceptions Thrown	2	Aaron Rodgers	at Bengals	10/16
		Aaron Rodgers	vs. Seahawks	09/14
PUNT RETURNS				
Punt Returns	3	Ke'Shawn Williams	vs. Browns	10/12
Punt Return Yards	30	Ke'Shawn Williams	vs. Browns	10/12
KICKOFF RETURNS				
Kickoff Returns	5	Kaleb Johnson	at Jets	09/07
Kickoff Return Yards	132	Kaleb Johnson	at Jets	09/07
PUNTS				
Punts	5	Corliss Waitman	vs. Colts	11/02
Punts Inside the 20	3	Corliss Waitman	at Patriots	09/21
Punting Average	55.3	Corliss Waitman	vs. Seahawks	09/14
INTERCEPTIONS				
Interceptions Made	1	Joey Porter Jr.	vs. Colts	11/02
		Jack Sawyer	vs. Colts	11/02
		Payton Wilson	vs. Colts	11/02
		DeShon Elliott	vs. Vikings	09/28
		T.J. Watt	vs. Vikings	09/28
		Brandin Echols	at Patriots	09/21
		Nick Herbig	vs. Seahawks	09/14
		Jalen Ramsey	vs. Seahawks	09/14
INT Return Yards	41	Nick Herbig	vs. Seahawks	09/14
TACKLES				
Tackles	13	Payton Wilson	vs. Colts	11/02
		Payton Wilson	vs. Vikings	09/28
Sacks	2.0	Alex Highsmith	vs. Colts	11/02
		Nick Herbig	vs. Browns	10/12
		Jalen Ramsey	vs. Browns	10/12
		T.J. Watt	at Patriots	09/21
SCORING				
Touchdowns	2	Jaylen Warren	vs. Colts	11/02
		Pat Freiermuth	at Bengals	10/16
		Kenneth Gainwell	vs. Vikings	09/28
Field Goals Attempted	4	Chris Boswell	vs. Packers	10/26
		Chris Boswell	vs. Browns	10/12
Field Goals Made	4	Chris Boswell	vs. Packers	10/26
MISC. YARDS				
Yards From Scrimmage	158	Jaylen Warren	at Bengals	10/16
Combined Net Yards	183	Kenneth Gainwell	vs. Vikings	09/28

LONGEST PLAYS				
RUSHING				
Run From Scrimmage	37	Jaylen Warren	at Bengals	10/16
Touchdown Run	4	Kenneth Gainwell	vs. Vikings	09/28
RECEIVING				
Pass Reception	80	DK Metcalf	vs. Vikings	09/28
Touchdown Reception	80	DK Metcalf	vs. Vikings	09/28
PASSING				
Passing Long	80	Aaron Rodgers	vs. Vikings	09/28
Touchdown Pass Long	80	Aaron Rodgers	vs. Vikings	09/28
RETURNS				
Longest Own Fumble Return	6	Broderick Jones	vs. Vikings	09/28
Punt Return	17	Ke'Shawn Williams	at Bengals	10/16
Kickoff Return	37	Ke'Shawn Williams	at Bengals	10/16
Interception Return	41	Nick Herbig	vs. Seahawks	09/14
KICKING				
Punt	67	Corliss Waitman	vs. Colts	11/02
Field Goal	60	Chris Boswell	at Jets	09/07
Field Goal Attempt	60	Chris Boswell	at Jets	09/07

2025 REGULAR SEASON OPPONENTS INDIVIDUAL SINGLE-GAME HIGHS

RUSHING				
Rushing Attempts	19	Breece Hall	at Jets	09/07
Rushing Yards	108	Chase Brown	at Bengals	10/16
Rushing Average	9.8	Chase Brown	at Bengals	10/16
Rushing Touchdowns	2	Justin Fields	at Jets	09/07
RECEIVING				
Pass Receptions	16	Ja'Marr Chase	at Bengals	10/16
Receiving Yards	161	Ja'Marr Chase	at Bengals	10/16
Touchdown Receptions	2	Tucker Kraft	vs. Packers	10/26
		Hunter Henry	at Patriots	09/21
PASSING				
Passes Completed	31	Daniel Jones	vs. Colts	11/02
		Joe Flacco	at Bengals	10/16
Passes Attempted	52	Dillon Gabriel	vs. Browns	10/12
Completion Percentage	78.4	Jordan Love	vs. Packers	10/26
Passing Yards	360	Jordan Love	vs. Packers	10/26
Yards Per Attempt	9.9	Justin Fields	at Jets	09/07
Touchdown Passes	3	Jordan Love	vs. Packers	10/26
		Joe Flacco	at Bengals	10/16
Passer Rating	134.2	Jordan Love	vs. Packers	10/26
Interceptions Thrown	3	Daniel Jones	vs. Colts	11/02
PUNT RETURNS				
Punt Returns	3	Josh Downs	vs. Colts	11/02
		Romeo Doubs	vs. Packers	10/26
Punt Return Yards	30	Tory Horton	vs. Seahawks	09/14
KICKOFF RETURNS				
Kickoff Returns	5	Dylan Sampson	vs. Browns	10/12
		George Holani	vs. Seahawks	09/14
		Xavier Gipson	at Jets	09/07
Kickoff Return Yards	142	Xavier Gipson	at Jets	09/07
PUNTS				
Punts	4	Corey Bojorquez	vs. Browns	10/12
		Michael Dickson	vs. Seahawks	09/14
Punts Inside the 20	2	Michael Dickson	vs. Seahawks	09/14
Punting Average	59.0	Bryce Baringer	at Patriots	09/21
INTERCEPTIONS				
Interceptions Made	1	Jordan Battle	at Bengals	10/16
		DJ Turner II	at Bengals	10/16
		Robert Spillane	at Patriots	09/21
		Coby Bryant	vs. Seahawks	09/14
		Derion Kendrick	vs. Seahawks	09/14
INT Return Yards	37	Robert Spillane	at Patriots	09/21
TACKLES				
Tackles	15	Robert Spillane	at Patriots	09/21
Sacks	2.5	Laiatu Latu	vs. Colts	11/02
SCORING				
Touchdowns	2	Tucker Kraft	vs. Packers	10/26
		Hunter Henry	at Patriots	09/21
		Justin Fields	at Jets	09/07
Field Goals Attempted	4	Brandon McManus	vs. Packers	10/26
		Evan McPherson	at Bengals	10/16
Field Goals Made	4	Evan McPherson	at Bengals	10/16
MISC. YARDS				
Yards From Scrimmage	161	Ja'Marr Chase	at Bengals	10/16
Combined Net Yards	161	Ja'Marr Chase	at Bengals	10/16
		Xavier Gipson	at Jets	09/07

2025 REGULAR SEASON OPPONENTS LONGEST PLAYS

RUSHING				
Run From Scrimmage	37	Chase Brown	at Bengals	10/16
Touchdown Run	19	Kenneth Walker III	vs. Seahawks	09/14
RECEIVING				
Pass Reception	81	Jordan Addison	vs. Vikings	09/28
Touchdown Reception	33	Garrett Wilson	at Jets	09/07
PASSING				
Passing Long	81	Carson Wentz	vs. Vikings	09/28
Touchdown Pass Long	33	Justin Fields	at Jets	09/07
RETURNS				
Punt Return	22	Tory Horton	vs. Seahawks	09/14
Kickoff Return	40	Xavier Gipson	at Jets	09/07
Interception Return	37	Robert Spillane	at Patriots	09/21
KICKING				
Punt	67	Corey Bojorquez	vs. Browns	10/12
Field Goal	54	Jason Myers	vs. Seahawks	09/14
Field Goal Attempt	57	Brandon McManus	vs. Packers	10/26

2025 REGULAR SEASON BIG YARDAGE GAMES

100-YARD PASS RECEIVERS

DATE	OPPONENT	PLAYER	REC.	YDS.	AVG.	LG	TD
9/28	vs. Vikings	DK Metcalf	5	126	25.2	80T	1
10/16	at Bengals	Pat Freiermuth	5	111	22.2	68T	2

100-YARD RUSHERS

DATE	OPPONENT	PLAYER	ATT.	YDS.	AVG.	LG	TD
10/16	at Bengals	Jaylen Warren	16	127	7.9	37	0

2025 OPPONENTS BIG YARDAGE GAMES

100-YARD PASS RECEIVERS

DATE	OPPONENT	PLAYER	REC.	YDS.	AVG.	LG	TD
9/14	vs. Seahawks	Jaxon Smith-Njigba	8	103	12.9	43	0
9/28	vs. Vikings	Jordan Addison	4	114	28.5	81	0
9/28	vs. Vikings	Justin Jefferson	10	126	12.6	29	0
10/16	at Bengals	Ja'Marr Chase	16	161	10.1	18	1
10/26	vs. Packers	Tucker Kraft	7	143	20.4	59	2
11/2	vs. Colts	Alec Pierce	6	115	19.2	36	0
11/2	vs. Colts	Michael Pittman Jr.	9	115	12.8	21	0

100-YARD RUSHERS

DATE	OPPONENT	PLAYER	ATT.	YDS.	AVG.	LG	TD
9/7	at Jets	Breece Hall	19	107	5.6	18	0
9/14	vs. Seahawks	Kenneth Walker III	13	105	8.1	20	1
10/16	at Bengals	Chase Brown	11	108	9.8	37	0

300-YARD PASSERS

DATE	OPPONENT	PLAYER	ATT.	YDS.	COMP.	LG	TD
9/28	vs. Vikings	Carson Wentz	46	350	30	81	2
10/16	at Bengals	Joe Flacco	47	342	31	37	3
10/26	vs. Packers	Jordan Love	37	360	29	59	3
11/2	vs. Colts	Daniel Jones	50	342	31	36	1

2025 REGULAR SEASON - BIG PASS PLAYS (20+ YARDS)

DATE	OPPONENT	QTR	STEELERS PLAYER	YDS.	DOWN	RESULT	QTR	OPP. PLAYER	YDS.	DOWN	RESULT
09/07	at N.Y. Jets	1	A. Rodgers -> D. Metcalf	23	3-10-PIT 40	Touchdown	1	**J. Fields -> G. Wilson**	**33T**	1-10-PIT 33	Touchdown
		1	**A. Rodgers -> B. Skowronek**	**22T**	2-7-NYJ 22	Touchdown	2	J. Fields -> B. Hall	33	1-10-NYJ 42	Touchdown
		1	A. Rodgers -> D. Metcalf	31	1-10-PIT 28	Field Goal	2	J. Fields -> T. Johnson	24	3-9-NYJ 38	Field Goal
		2	A. Rodgers -> C. Austin III	30	2-10-PIT 35	Touchdown	3	J. Fields -> G. Wilson	21	2-10-PIT 23	Touchdown
		2	A. Rodgers -> C. Austin III	21	2-10-NYJ 24	Touchdown	4	J. Fields -> M. Taylor	20	1-10-PIT 43	Touchdown
09/14	Seattle	3	A. Rodgers -> J. Warren	65	1-10-PIT 30	Interception	1	**S. Darnold -> T. Horton**	**21T**	1-10-PIT 21	Touchdown
		4	A. Rodgers -> P. Freiermuth	20	3-2-PIT 36	Field Goal	1	S. Darnold -> E. Arroyo	24	1-10-SEA 46	Missed FG
		4	A. Rodgers -> C. Austin III	22	4-13-PIT 32	Interception	4	S. Darnold -> J. Smith-Njigba	43	1-10-SEA 47	Touchdown
09/21	at New England	1	A. Rodgers -> J. Smith	21	3-10-PIT 49	Touchdown	2	D. Maye -> R. Stevenson	23	3-10-NE 25	Interception
							2	D. Maye -> K. Boutte	20	3-13-NE 45	Interception
09/28	Minnesota	2	**A. Rodgers -> D. Metcalf**	**80T**	1-10-PIT 20	Touchdown	1	C. Wentz -> J. Jefferson	22	1-10-PIT 38	Field Goal
							1	C. Wentz -> J. Addison	22	2-9-MIN 31	Punt
							2	C. Wentz -> J. Jefferson	29	2-3-PIT 42	Field Goal
							4	C. Wentz -> J. Addison	81	1-10-MIN 18	Touchdown
10/12	Cleveland	1	A. Rodgers -> D. Washington	36	1-10-PIT 28	Field Goal	4	D. Gabriel -> H. Fannin Jr.	24	3-10-PIT 42	Downs
		1	A. Rodgers -> D. Metcalf	25	3-6-PIT 14	Punt					
		2	A. Rodgers -> D. Metcalf	20	1-10-PIT 34	Field Goal					
		3	A. Rodgers -> D. Metcalf	25	2-10-CLE 47	Touchdown					
		4	**A. Rodgers -> D. Metcalf**	**25T**	1-10-CLE 25	Touchdown					
10/16	at Cincinnati	1	A. Rodgers -> D. Metcalf	39	3-11-PIT 30	Touchdown	2	**J. Flacco -> T. Higgins**	**29T**	2-4-PIT 29	Touchdown
		4	**A. Rodgers -> P. Freiermuth**	**68T**	2-20-PIT 32	Touchdown	3	J. Flacco -> A. Iosivas	37	3-4-CIN 39	Touchdown
							4	J. Flacco -> N. Fant	25	1-10-CIN 32	Field Goal
							4	J. Flacco -> T. Higgins	28	2-8-PIT 35	Field Goal
10/26	Green Bay	1	A. Rodgers -> R. Wilson	45	3-3-PIT 27	Field Goal	1	J. Love -> R. Doubs	24	2-7-GB 36	Touchdown
		3	A. Rodgers -> D. Metcalf	24	2-6-PIT 27	Field Goal	1	J. Love -> T. Kraft	33	1-10-GB 28	Missed FG
		4	**A. Rodgers -> R. Wilson**	**21T**	1-10-GB 21	Touchdown	3	J. Love -> T. Kraft	59	3-5-GB 15	Touchdown
							3	J. Love -> C. Watson	33	3-7-PIT 40	Touchdown
							4	**J. Love -> T. Kraft**	**24T**	3-4-PIT 24	Touchdown
							4	J. Love -> C. Watson	28	1-10-GB 44	Field Goal
11/02	Indianapolis		NONE				1	D. Jones -> A. Pierce	36	1-10-IND 48	Touchdown
							4	D. Jones -> M. Pittman Jr.	21	1-10-PIT 46	Touchdown
							4	D. Jones -> A. Pierce	26	1-10-IND 24	Field Goal
12/15	Miami	--	--	--	--	--	--	--	--	--	--
12/07	at Baltimore	--	--	--	--	--	--	--	--	--	--
01/04	Baltimore	--	--	--	--	--	--	--	--	--	--
11/30	Buffalo	--	--	--	--	--	--	--	--	--	--
11/23	at Chicago	--	--	--	--	--	--	--	--	--	--
11/16	Cincinnati	--	--	--	--	--	--	--	--	--	--
12/28	at Cleveland	--	--	--	--	--	--	--	--	--	--
12/21	at Detroit	--	--	--	--	--	--	--	--	--	--
11/09	at L.A. Chargers	--	--	--	--	--	--	--	--	--	--
TOTALS		**20 - 663 (33.2), 5 TDS**					**28 - 843 (30.1), 4 TDS**				

2025 REGULAR SEASON - BIG RUN PLAYS (10+ YARDS)											
DATE	OPPONENT	QTR	STEELERS PLAYER	YDS.	DOWN	RESULT	QTR	OPP. PLAYER	YDS.	DOWN	RESULT
09/07	at N.Y. Jets		NONE				1	Breece Hall	18	1-10-NYJ 35	Field Goal
							2	Justin Fields	15	2-8-PIT 23	Touchdown
							2	Isaiah Davis	15	3-17-NYJ 26	End Half
							3	Breece Hall	16	1-10-NYJ 49	Touchdown
							3	Breece Hall	17	1-15-PIT 40	Touchdown
							4	Breece Hall	12	1-10-NYJ 33	Touchdown
09/14	Seattle	4	Kenneth Gainwell	13	1-10-PIT 9	End Game	1	Kenneth Walker III	13	1-10-PIT 46	Touchdown
							3	Kenneth Walker III	15	2-1-SEA 29	Touchdown
							4	Kenneth Walker III	20	1-10-SEA 41	Field Goal
							4	**Kenneth Walker III**	**19T**	3-19-PIT 19	Touchdown
09/21	at New England	1	Jaylen Warren	11	2-1-NE 25	Touchdown	2	Antonio Gibson	11	1-10-NE 23	Touchdown
		1	Kenneth Gainwell	13	1-10-PIT 36	Touchdown	2	Drake Maye	15	1-10-NE 34	Touchdown
							2	Rhamondre	10	4-1-NE 15	Interception
							4	Stevenson	15	2-2-NE 48	Downs
								Drake Maye			
09/28	Minnesota	2	Aaron Rodgers	10	3-9-MIN 31	Blocked FG	3	Carson Wentz	11	3-8-MIN 45	Interception
		3	Kenneth Gainwell	10	2-4-MIN 14	Touchdown					
		4	Kenneth Gainwell	15	1-10-PIT 35	Downs					
		4	Kenneth Gainwell	15	1-10-MIN 24	Downs					
10/12	Cleveland	2	Jaylen Warren	11	2-10-PIT 41	Field Goal	2	Jerome Ford	12	1-10-CLE 30	Field Goal
		3	Jonnu Smith	10	1-10-PIT 32	Touchdown					
		3	Jaylen Warren	11	1-10-PIT 42	Touchdown					
		3	Jaylen Warren	10	1-10-CLE 22	Touchdown					
		3	Kenneth Gainwell	10	1-10-PIT 27	Touchdown					
10/16	at Cincinnati	1	Jaylen Warren	10	2-3-CIN 24	Touchdown	2	Chase Brown	27	1-10-CIN 28	Touchdown
		1	Jaylen Warren	12	1-10-PIT 26	Punt	2	Chase Brown	37	1-10-CIN 24	Touchdown
		1	Kenneth Gainwell	11	1-10-PIT 40	Field Goal	4	Chase Brown	12	1-10-CIN 20	Field Goal
		3	Jaylen Warren	24	1-10- 50	Touchdown	4	Joe Flacco	12	2-10-CIN 10	Punt
		4	Jaylen Warren	37	1-10-PIT 27	Touchdown					
10/26	Green Bay	2	Jaylen Warren	17	2-1-PIT 25	Touchdown	4	Emanuel Wilson	15	1-10-PIT 45	Touchdown
		2	Kenneth Gainwell	14	2-3-PIT 49	Touchdown	4	Emanuel Wilson	12	1-10-PIT 26	Field Goal
11/02	Indianapolis		NONE					NONE			
12/15	Miami	--	--	--	--	--	--	--	--	--	--
12/07	at Baltimore	--	--	--	--	--	--	--	--	--	--
01/04	Baltimore	--	--	--	--	--	--	--	--	--	--
11/30	Buffalo	--	--	--	--	--	--	--	--	--	--
11/23	at Chicago	--	--	--	--	--	--	--	--	--	--
11/16	Cincinnati	--	--	--	--	--	--	--	--	--	--
12/28	at Cleveland	--	--	--	--	--	--	--	--	--	--
12/21	at Detroit	--	--	--	--	--	--	--	--	--	--
11/09	at L.A. Chargers	--	--	--	--	--	--	--	--	--	--
TOTALS		19 - 264 (13.9), 0 TDS					22 - 349 (15.9), 1 TDS				

		RUSHES				RECEPTIONS				RETURNS			
DATE	OPPONENT	GAIN	PLAYER	QTR	RESULT	GAIN	PLAYER	QTR	RESULT	GAIN	PLAYER	QTR	RESULT
09/07	at N.Y. Jets					23	DK Metcalf	1'	TD	33	Kenneth Gainwell (KR)	4	Punt
						22t	Ben Skowronek	1'	TD				
						31	DK Metcalf	1	FG				
						30	Calvin Austin III	2'	TD				
						21	Calvin Austin III	2	TD				
09/14	Seattle	13	Kenneth Gainwell	4	Game	65	Jaylen Warren	3	INT	41	Nick Herbig (INT)	2	INT
						20	Pat Freiermuth	4	FG				
						22	Calvin Austin III	4	INT				
09/21	at New England	11	Jaylen Warren	1	TD	21	Jonnu Smith	1	TD				
		13	Kenneth Gainwell	1	TD								
09/28	Minnesota	10	Aaron Rodgers	2	Blocked FG	80t	DK Metcalf	2	TD				
		10	Kenneth Gainwell	3	TD								
		15	Kenneth Gainwell	4'	Downs								
		15	Kenneth Gainwell	4	Downs								
10/12	Cleveland	11	Jaylen Warren	2	FG	36	Darnell Washington	1	FG				
		10	Jonnu Smith	3'	TD	25	DK Metcalf	1	Punt				
		11	Jaylen Warren	3'	TD	20	DK Metcalf	2	FG				
		10	Jaylen Warren	3'	TD	25	DK Metcalf	3	TD				
		10	Kenneth Gainwell	3	TD	25t	DK Metcalf	4	TD				
10/16	at Cincinnati	10	Jaylen Warren	1	TD	39	DK Metcalf	1	TD	36	Kenneth Gainwell (KR)	3	TD
		12	Jaylen Warren	1	Punt	68t	Pat Freiermuth	4	TD	37	Ke'Shawn Williams (KR)	4	Punt
		11	Kenneth Gainwell	1	FG								
		24	Jaylen Warren	3	TD								
		37	Jaylen Warren	4	TD								
10/26	Green Bay	17	Jaylen Warren	2'	TD	45	Roman Wilson	1	FG	30	Kenneth Gainwell (KR)	4	TD
		14	Kenneth Gainwell	2	TD	24	DK Metcalf	3	FG				
						21t	Roman Wilson	4	TD				
11/02	Indianapolis									30	Ke'Shawn Williams (KR)	1	Punt
11/09	at L.A. Chargers	--	--	--	--	--	--	--	--	--	--	--	--
11/16	Cincinnati	--	--	--	--	--	--	--	--	--	--	--	--
11/23	at Chicago	--	--	--	--	--	--	--	--	--	--	--	--
11/30	Buffalo	--	--	--	--	--	--	--	--	--	--	--	--
12/07	at Baltimore	--	--	--	--	--	--	--	--	--	--	--	--
12/15	Miami	--	--	--	--	--	--	--	--	--	--	--	--
12/21	at Detroit	--	--	--	--	--	--	--	--	--	--	--	--
12/28	at Cleveland	--	--	--	--	--	--	--	--	--	--	--	--
01/04	Baltimore	--	--	--	--	--	--	--	--	--	--	--	--

' - result within the same drive

		RUSHES				RECEPTIONS				RETURNS			
DATE	OPPONENT	GAIN	PLAYER	QTR	RESULT	GAIN	PLAYER	QTR	RESULT	GAIN	PLAYER	QTR	RESULT
09/07	at N.Y. Jets	18	Breece Hall	1	FG	33t	Garrett Wilson	1	TD	33	Kene Nwangwu (KR)	1	FG
		15	Justin Fields	2	TD	33	Breece Hall	2	TD	40	Xavier Gipson (KR)	1	TD
		15	Isaiah Davis	2	Half	24	Tyler Johnson	2	FG	31	Arian Smith (KR)	4	Downs
		16	Breece Hall	3'	TD	21	Garrett Wilson	3	TD				
		17	Breece Hall	3'	TD	20	Mason Taylor	4	TD				
		12	Breece Hall	4	TD								
09/14	Seattle	13	Kenneth Walker III	1	TD	21t	Tory Horton	1	TD	32	George Holani (KR)	1	TD
		15	Kenneth Walker III	3	TD	24	Elijah Arroyo	1	Miss FG				
		20	Kenneth Walker III	4	FG	43	Jaxon Smith-Njigba	4	TD				
		19t	Kenneth Walker III	4	TD								
09/21	at New England	11	Antonio Gibson	2'	TD	23	Rhamondre Stevenson	2'	INT	37	Robert Spillane (INT)	3	INT
		15	Drake Maye	2'	TD	20	Kayshon Boutte	2	INT				
		10	Rhamondre Stevenson	2	INT								
		15	Drake Maye	4	Downs								
09/28	Minnesota	11	Carson Wentz	3	INT	22	Justin Jefferson	1	FG				
						22	Jordan Addison	1	Punt				
						29	Justin Jefferson	2	FG				
						81	Jordan Addison	4	TD				
10/12	Cleveland	12	Jerome Ford	2	FG	24	Harold Fannin Jr.	4	Downs	30	Dylan Sampson (KR)	3	FG
10/16	at Cincinnati	27	Chase Brown	2	TD	29t	Tee Higgins	2	TD				
		37	Chase Brown	2	TD	37	Andrei Iosivas	3	TD				
		12	Chase Brown	4	FG	25	Noah Fant	4	FG				
		12	Joe Flacco	4	Punt	28	Tee Higgins	4	FG				
10/26	Green Bay	15	Emanuel Wilson	4	TD	24	Romeo Doubs	1	TD	30	Savion Williams (KR)	1	TD
		12	Emanuel Wilson	4	FG	33	Tucker Kraft	1	Miss FG				
						59	Tucker Kraft	3	TD				
						33	Christian Watson	3	TD				
						24t	Tucker Kraft	4	TD				
						28	Christian Watson	4	FG				
11/02	Indianapolis					36	Alec Pierce	1	TD				
						21	Michael Pittman Jr.	4	TD				
						26	Alec Pierce	4	FG				
11/09	at L.A. Chargers	--	--	--	--	--	--	--	--	--	--	--	--
11/16	Cincinnati	--	--	--	--	--	--	--	--	--	--	--	--
11/23	at Chicago	--	--	--	--	--	--	--	--	--	--	--	--
11/30	Buffalo	--	--	--	--	--	--	--	--	--	--	--	--
12/07	at Baltimore	--	--	--	--	--	--	--	--	--	--	--	--
12/15	Miami	--	--	--	--	--	--	--	--	--	--	--	--
12/21	at Detroit	--	--	--	--	--	--	--	--	--	--	--	--
12/28	at Cleveland	--	--	--	--	--	--	--	--	--	--	--	--
01/04	Baltimore	--	--	--	--	--	--	--	--	--	--	--	--

' - result within the same drive

DATE	OPPONENT	QTR	RETURN	STEELERS PLAYER	YDS.	DOWN	RESULT	QTR	RETURN	OPP. PLAYER	YDS.	DOWN	RESULT
09/07	at N.Y. Jets	4	KO	Kenneth Gainwell	33	NYJ 21	Punt	1	KO	Kene Nwangwu	33	NYJ 35	Touchdown
								1	KO	Xavier Gipson	40	NYJ 35	Field Goal
								3	Punt	Xavier Gipson	19	NYJ 32	Touchdown
								4	KO	Arian Smith	31	NYJ 37	End Game
09/14	Seattle	2	INT	Nick Herbig	41	SEA 21	Touchdown	1	KO	George Holani	32	SEA 35	Field Goal
								2	Punt	Tory Horton	22	SEA 48	Interception
								4	INT	Coby Bryant	28	SEA 46	Punt
09/21	at New England			NONE				3	INT	Robert Spillane	37	PIT 11	Fumble
								3	Punt	Marcus Jones	11	NE 46	Fumble
09/28	Minnesota	3	Punt	Calvin Austin III	12	MIN 46	Field Goal	1	Punt	Myles Price	13	MIN 26	Field Goal
10/12	Cleveland	3	Punt	Ke'Shawn Williams	15	PIT 21	Touchdown	3	KO	Dylan Sampson	30	CLE 35	Touchdown
10/16	at Cincinnati	1	Punt	Ke'Shawn Williams	10	PIT 26	Punt			NONE			
		3	KO	Kenneth Gainwell	36	PIT 35	Touchdown						
		4	KO	Ke'Shawn Williams	37	CIN 10	Punt						
		4	Punt	Ke'Shawn Williams	17	PIT 42	Touchdown						
10/26	Green Bay	2	Punt	Ke'Shawn Williams	16	PIT 36	Field Goal	1	KO	Savion Williams	30	GB 35	Punt
		4	KO	Kenneth Gainwell	30	PIT 35	End Game	4	Punt	Romeo Doubs	11	PIT 45	Touchdown
11/02	Indianapolis	1	KO	Ke'Shawn Williams	30	IND 21	Touchdown	1	Punt	Josh Downs	11	IND 21	Touchdown
		1	Punt	Ke'Shawn Williams	15	50	Punt	4	Punt	Josh Downs	12	IND 32	Fumble
11/09	at L.A. Chargers	--	--	--	--	--	--	--	--	--	--	--	--
11/16	Cincinnati	--	--	--	--	--	--	--	--	--	--	--	--
11/23	at Chicago	--	--	--	--	--	--	--	--	--	--	--	--
11/30	Buffalo	--	--	--	--	--	--	--	--	--	--	--	--
12/07	at Baltimore	--	--	--	--	--	--	--	--	--	--	--	--
12/15	Miami	--	--	--	--	--	--	--	--	--	--	--	--
12/21	at Detroit	--	--	--	--	--	--	--	--	--	--	--	--
12/28	at Cleveland	--	--	--	--	--	--	--	--	--	--	--	--
01/04	Baltimore	--	--	--	--	--	--	--	--	--	--	--	--
TOTALS		**12 - 292 (24.3), 0 TDS**						**15 - 360 (24.0), 0 TDS**					

WEEK 1: STEELERS 34, JETS 32 — SEPTEMBER 7, 2025

STEELERS

#	RECD	LOST	POSS	OBTAINED	BEGAN	PLAYS	YDS	PEN	NET	1ST	ENDED	GIVEN UP
1	09:15	03:38	5:37	Kickoff	PIT 29	10	71	0	71	4	NYJ 22	Touchdown
2	00:25	13:26	1:59	Kickoff	PIT 28	5	35	0	35	1	NYJ 37	Field Goal
3	10:03	07:47	2:16	Kickoff	PIT 28	3	2	0	2	0	PIT 30	Punt
4	02:54	00:32	2:22	Kickoff	PIT 35	9	65	0	65	4	NYJ 3	Touchdown
5	15:00	13:07	1:53	Kickoff	PIT 30	3	9	-5	4	0	PIT 34	Punt
6	11:27	08:57	2:30	Punt	PIT 23	5	9	5	14	1	PIT 37	Punt
7	03:46	14:57	3:49	Kickoff	PIT 32	9	53	15	68	5	NYJ 5	Touchdown
8	14:50	14:07	0:43	Fumble	NYJ 22	2	22	0	22	1	NYJ 18	Touchdown
9	07:01	05:21	1:40	Kickoff	PIT 37	3	-14	0	-14	0	PIT 23	Punt
10	03:13	01:03	2:10	Punt	PIT 19	6	20	19	39	3	NYJ 42	Field Goal
11	00:18	00:00	0:18	Downs	NYJ 37	1	-1	0	-1	0	NYJ 37	End Game

JETS

#	RECD	LOST	POSS	OBTAINED	BEGAN	PLAYS	YDS	PEN	NET	1ST	ENDED	GIVEN UP
1	15:00	09:15	5:45	Kickoff	NYJ 35	10	48	0	48	3	PIT 17	Field Goal
2	03:38	00:25	3:13	Kickoff	NYJ 45	6	55	0	55	3	PIT 33	Touchdown
3	13:26	10:03	3:23	Kickoff	NYJ 32	7	68	0	68	4	PIT 8	Touchdown
4	07:47	02:54	4:53	Punt	NYJ 26	8	46	-5	41	2	PIT 33	Field Goal
5	00:32	00:00	0:32	Kickoff	NYJ 33	3	23	-15	8	0	NYJ 26	End Half
6	13:07	11:27	1:40	Punt	NYJ 16	3	7	0	7	0	NYJ 23	Punt
7	08:57	03:46	5:11	Punt	NYJ 32	8	73	-5	68	5	PIT 2	Touchdown
8	14:57	14:50	0:07	Kickoff		0	0	0	0	0		Fumble
9	14:07	07:01	7:06	Kickoff	NYJ 33	12	62	5	67	6	PIT 1	Touchdown
10	05:21	03:13	2:08	Punt	NYJ 21	3	5	0	5	0	NYJ 26	Punt
11	01:03	00:18	0:45	Kickoff	NYJ 31	4	7	0	7	0	NYJ 38	Downs

WEEK 2: STEELERS 17, SEAHAWKS 31 — SEPTEMBER 14, 2025

STEELERS

#	RECD	LOST	POSS	OBTAINED	BEGAN	PLAYS	YDS	PEN	NET	1ST	ENDED	GIVEN UP
1	10:29	04:47	5:42	Kickoff	PIT 24	10	41	5	46	3	SEA 30	Field Goal
2	04:33	02:13	2:20	Interception	SEA 44	6	14	0	14	1	SEA 30	Field Goal
3	12:05	10:35	1:30	Missed FG	PIT 26	3	-2	0	-2	0	PIT 24	Punt
4	07:03	06:13	0:50	Punt	PIT 13	3	1	0	1	0	PIT 14	Punt
5	03:29	01:09	2:20	Interception	SEA 21	6	21	0	21	2	SEA 2	Touchdown
6	00:20	00:00	0:20	Punt	PIT 20	1	-6	0	-6	0	PIT 20	End Half
7	15:00	11:11	3:49	Kickoff	PIT 17	6	19	0	19	1	PIT 36	Punt
8	06:10	04:12	1:58	Kickoff	PIT 30	4	66	0	66	1	SEA 4	Interception
9	03:09	01:33	1:36	Punt	PIT 39	3	9	0	9	0	PIT 48	Punt
10	12:46	07:49	4:57	Kickoff	PIT 28	9	45	0	45	2	SEA 27	Field Goal
11	03:41	01:06	2:35	Kickoff	PIT 35	8	34	-15	19	1	SEA 46	Interception
12	00:46	00:00	0:46	Punt	PIT 9	3	25	0	25	2	PIT 28	End Game

SEAHAWKS

#	RECD	LOST	POSS	OBTAINED	BEGAN	PLAYS	YDS	PEN	NET	1ST	ENDED	GIVEN UP
1	15:00	10:29	4:31	Kickoff	SEA 35	8	65	0	65	4	PIT 21	Touchdown
2	04:47	04:33	0:14	Kickoff	SEA 29	1	0	0	0	0	SEA 29	Interception
3	02:13	12:05	5:08	Kickoff	SEA 30	11	58	-5	53	3	PIT 17	Missed FG
4	10:35	07:03	3:32	Punt	SEA 30	5	21	0	21	1	PIT 49	Punt
5	06:13	03:29	2:44	Punt	SEA 48	5	23	0	23	1	PIT 29	Interception
6	01:09	00:20	0:49	Kickoff	SEA 27	4	21	0	21	1	SEA 48	Punt
7	11:11	06:10	5:01	Punt	SEA 20	9	80	0	80	5	PIT 7	Touchdown
8	04:12	03:09	1:03	Interception	SEA 20	3	0	0	0	0	SEA 20	Punt
9	01:33	12:46	3:47	Punt	SEA 9	10	55	0	55	3	PIT 36	Field Goal
10	12:46	12:46	0:00	Own Kickoff		0	0	0	0	0		Touchdown
11	07:49	03:41	4:08	Kickoff	SEA 27	7	73	0	73	3	PIT 19	Touchdown
12	01:06	00:46	0:20	Interception	SEA 46	3	-1	0	-1	0	SEA 45	Punt

WEEK 3: STEELERS 21, PATRIOTS 14 — SEPTEMBER 21, 2025

STEELERS

#	RECD	LOST	POSS	OBTAINED	BEGAN	PLAYS	YDS	PEN	NET	1ST	ENDED	GIVEN UP
1	13:18	08:25	4:53	Fumble	PIT 46	8	48	6	54	5	NE 1	Touchdown
2	05:12	13:49	6:23	Punt	PIT 10	12	70	20	90	7	NE 12	Touchdown
3	09:01	07:20	1:41	Kickoff	PIT 34	3	5	0	5	0	PIT 39	Punt
4	00:07	00:00	0:07	Interception	PIT 20	1	-1	0	-1	0	PIT 20	End Half
5	15:00	13:36	1:24	Kickoff	PIT 35	3	0	0	0	0	PIT 35	Interception
6	13:12	11:24	1:48	Fumble	PIT 20	3	8	-10	-2	0	PIT 18	Punt
7	10:08	08:40	1:28	Fumble	PIT 43	3	3	0	3	0	PIT 46	Punt
8	14:56	12:28	2:28	Kickoff	PIT 35	5	4	18	22	1	NE 43	Punt
9	07:41	02:16	5:25	Fumble	PIT 38	9	67	-5	62	4	NE 17	Touchdown
10	01:03	00:00	1:03	Downs	PIT 29	2	-1	0	-1	0	PIT 29	End Game

PATRIOTS

#	RECD	LOST	POSS	OBTAINED	BEGAN	PLAYS	YDS	PEN	NET	1ST	ENDED	GIVEN UP
1	15:00	13:18	1:42	Kickoff	NE 27	3	7	5	12	1	NE 36	Fumble
2	08:25	05:12	3:13	Kickoff	NE 28	6	13	0	13	1	NE 41	Punt
3	13:49	09:01	4:48	Kickoff	NE 23	9	61	16	77	6	PIT 5	Touchdown
4	07:20	00:07	7:13	Punt	NE 6	17	94	-2	92	5	PIT 2	Interception
5	13:36	13:12	0:24	Interception	PIT 11	2	10	0	10	0	PIT 2	Fumble
6	11:24	10:08	1:16	Punt	NE 46	3	11	0	11	1	PIT 43	Fumble
7	08:40	14:56	8:44	Punt	NE 12	15	83	5	88	7	PIT 16	Touchdown
8	12:28	07:41	4:47	Punt	NE 18	8	45	0	45	3	PIT 33	Fumble
9	02:16	01:03	1:13	Kickoff	NE 26	8	45	0	45	2	PIT 28	Downs

WEEK 4: STEELERS 24, VIKINGS 21 — SEPTEMBER 28, 2025

STEELERS

#	RECD	LOST	POSS	OBTAINED	BEGAN	PLAYS	YDS	PEN	NET	1ST	ENDED	GIVEN UP
1	15:00	12:49	2:11	Kickoff	PIT 35	3	-2	0	-2	0	PIT 33	Punt
2	06:24	00:55	5:29	Kickoff	PIT 29	9	71	0	71	5	MIN 1	Touchdown
3	12:28	12:16	0:12	Punt	PIT 20	1	80	0	80	1	PIT 20	Touchdown
4	05:50	01:38	4:12	Interception	PIT 32	12	41	15	56	4	MIN 12	Blocked FG
5	00:12	00:00	0:12	Kickoff	PIT 24	1	-1	0	-1	0	PIT 24	End Half
6	13:09	11:03	2:06	Punt	PIT 26	3	7	0	7	0	PIT 33	Punt
7	05:15	02:23	2:52	Interception	MIN 35	5	35	0	35	3	MIN 4	Touchdown
8	00:35	11:18	4:17	Punt	MIN 46	8	31	0	31	2	MIN 15	Field Goal
9	07:50	04:09	3:41	Kickoff	PIT 35	9	49	15	64	4	MIN 3	Downs
10	02:08	01:02	1:06	Kickoff	MIN 49	3	9	-5	4	0	MIN 45	Punt
11	00:08	00:00	0:08	Downs	MIN 32	1	-1	0	-1	0	MIN 32	End Game

VIKINGS

#	RECD	LOST	POSS	OBTAINED	BEGAN	PLAYS	YDS	PEN	NET	1ST	ENDED	GIVEN UP
1	12:49	06:24	6:25	Punt	MIN 26	11	56	-5	51	4	PIT 23	Field Goal
2	00:55	12:28	3:27	Kickoff	MIN 30	5	17	-6	11	1	MIN 41	Punt
3	12:16	05:50	6:26	Kickoff	MIN 26	10	31	0	31	2	PIT 43	Interception
4	01:38	00:12	1:26	Blocked FG	MIN 9	9	61	20	81	4	PIT 10	Field Goal
5	15:00	13:09	1:51	Kickoff	MIN 32	3	-9	0	-9	0	MIN 23	Punt
6	11:03	05:15	5:48	Punt	MIN 10	11	40	0	40	3		Interception
7	02:23	00:35	1:48	Kickoff	MIN 18	3	-9	0	-9	0	MIN 9	Punt
8	11:18	07:50	3:28	Kickoff	MIN 30	9	70	0	70	4	PIT 16	Touchdown
9	04:09	02:08	2:01	Downs	MIN 1	7	99	0	99	3	PIT 2	Touchdown
10	01:02	00:08	0:54	Punt	MIN 20	6	23	-11	12	2	MIN 32	Downs

WEEK 6: STEELERS 23, BROWNS 9 — OCTOBER 12, 2025

STEELERS

#	RECD	LOST	POSS	OBTAINED	BEGAN	PLAYS	YDS	PEN	NET	1ST	ENDED	GIVEN UP
1	15:00	10:55	4:05	Kickoff	PIT 28	8	46	0	46	2	CLE 26	Field Goal
2	07:53	03:54	3:59	Punt	PIT 10	6	27	0	27	1	PIT 37	Punt
3	00:06	11:01	4:05	Punt	PIT 29	11	39	0	39	3	CLE 32	Field Goal
4	08:57	03:38	5:19	Punt	PIT 21	10	54	-5	49	3	CLE 30	Field Goal
5	13:48	07:46	6:02	Punt	PIT 21	10	84	-5	79	6	CLE 12	Touchdown
6	04:08	14:55	4:13	Kickoff	PIT 27	7	73	0	73	4	CLE 25	Touchdown
7	09:29	07:05	2:24	Kickoff	PIT 28	3	6	0	6	0	PIT 34	Punt
8	04:02	03:39	0:23	Downs	CLE 42	4	6	0	6	0	CLE 36	Missed FG
9	01:22	00:00	1:22	Downs	PIT 14	3	0	0	0	0	PIT 14	End Game

BROWNS

#	RECD	LOST	POSS	OBTAINED	BEGAN	PLAYS	YDS	PEN	NET	1ST	ENDED	GIVEN UP
1	10:55	07:53	3:02	Kickoff	CLE 28	6	18	-10	8	1	CLE 36	Punt
2	03:54	00:06	3:48	Punt	CLE 29	6	16	5	21	2		Punt
3	11:01	08:57	2:04	Kickoff	CLE 28	3	0	0	0	0	CLE 28	Punt
4	03:38	00:00	3:38	Kickoff	CLE 15	16	72	0	72	7	PIT 13	Field Goal
5	15:00	13:48	1:12	Kickoff	CLE 22	3	5	0	5	0	CLE 27	Punt
6	07:46	04:08	3:38	Kickoff	CLE 31	9	34	0	34	2	PIT 35	Field Goal
7	14:55	09:29	5:26	Kickoff	CLE 32	18	49	5	54	5	PIT 14	Field Goal
8	07:05	04:02	3:03	Punt	CLE 30	7	12	0	12	1	CLE 42	Downs
9	03:39	01:22	2:17	Missed FG	CLE 44	10	42	0	42	2	PIT 14	Downs

WEEK 7: STEELERS 31, BENGALS 33 — OCTOBER 16, 2025

STEELERS

#	RECD	LOST	POSS	OBTAINED	BEGAN	PLAYS	YDS	PEN	NET	1ST	ENDED	GIVEN UP
1	15:00	10:51	4:09	Kickoff	PIT 31	8	74	-5	69	3	CIN 10	Touchdown
2	07:25	05:58	1:27	Punt	PIT 26	4	18	0	18	1	PIT 44	Punt
3	02:45	10:26	7:19	Punt	PIT 27	12	65	-14	51	4	CIN 22	Field Goal
4	04:38	04:25	0:13	Kickoff	PIT 30	1	0	0	0	0	PIT 30	Interception
5	02:52	00:40	2:12	Kickoff	PIT 30	7	26	0	26	2	CIN 44	Interception
6	07:55	03:55	4:00	Kickoff	PIT 39	9	61	0	61	4	CIN 19	Touchdown
7	14:57	11:03	3:54	Kickoff	PIT 27	7	73	0	73	4	CIN 2	Touchdown
8	06:58	05:16	1:42	Kickoff	PIT 39	3	6	0	6	0	PIT 45	Punt
9	02:46	02:21	0:25	Punt	PIT 42	2	68	-10	58	1	PIT 32	Touchdown
10	00:07	00:00	0:07	Kickoff	PIT 35	2	5	0	5	0	PIT 40	End Game

BENGALS

#	RECD	LOST	POSS	OBTAINED	BEGAN	PLAYS	YDS	PEN	NET	1ST	ENDED	GIVEN UP
1	10:51	07:25	3:26	Kickoff	CIN 27	6	20	0	20	1	CIN 47	Punt
2	05:58	02:45	3:13	Punt	CIN 17	7	24	9	33	2		Punt
3	10:26	04:38	5:48	Kickoff	CIN 28	10	77	-5	72	5	PIT 8	Touchdown
4	04:25	02:52	1:33	Interception	CIN 24	3	72	4	76	3	PIT 29	Touchdown
5	00:40	00:00	0:40	Interception	CIN 30	6	27	12	39	2	PIT 31	Field Goal
6	15:00	07:55	7:05	Kickoff	CIN 32	14	63	0	63	4	PIT 5	Field Goal
7	03:55	14:57	3:58	Kickoff	CIN 33	8	67	0	67	3	PIT 5	Touchdown
8	11:03	06:58	4:05	Kickoff	CIN 20	9	63	-10	53	3	PIT 27	Field Goal
9	05:16	02:46	2:30	Punt	CIN 10	5	5	0	5	1	CIN 15	Punt
10	02:21	00:07	2:14	Kickoff	CIN 30	8	52	0	52	3	PIT 18	Field Goal

WEEK 8: STEELERS 25, PACKERS 35 — OCTOBER 26, 2025

STEELERS

#	RECD	LOST	POSS	OBTAINED	BEGAN	PLAYS	YDS	PEN	NET	1ST	ENDED	GIVEN UP
1	13:26	08:41	4:45	Punt	PIT 20	7	52	-10	42	1	GB 38	Field Goal
2	05:05	03:20	1:45	Kickoff	PIT 35	3	7	-5	2	0	PIT 37	Punt
3	14:50	12:18	2:32	Missed FG	PIT 47	6	21	0	21	1	GB 32	Field Goal
4	11:06	05:52	5:14	Punt	PIT 36	9	35	0	35	3	GB 29	Field Goal
5	04:06	00:34	3:32	Punt	PIT 16	9	63	21	84	5	GB 2	Touchdown
6	15:00	14:01	0:59	Kickoff	PIT 27	3	2	0	2	0	PIT 29	Punt
7	08:48	05:34	3:14	Kickoff	PIT 23	7	39	0	39	2	GB 38	Field Goal
8	14:55	12:58	1:57	Kickoff	PIT 23	3	-3	0	-3	0	PIT 20	Punt
9	10:57	08:56	2:01	Kickoff	PIT 25	3	6	-15	-9	0	PIT 16	Punt
10	05:28	05:07	0:21	Kickoff	PIT 23	2	3	0	3	0	PIT 23	Fumble
11	03:59	02:07	1:52	Kickoff	PIT 30	9	70	0	70	4	GB 21	Touchdown

PACKERS

#	RECD	LOST	POSS	OBTAINED	BEGAN	PLAYS	YDS	PEN	NET	1ST	ENDED	GIVEN UP
1	15:00	13:26	1:34	Kickoff	GB 20	3	9	0	9	0	GB 29	Punt
2	08:41	05:05	3:36	Kickoff	GB 33	6	67	0	67	4	PIT 16	Touchdown
3	03:20	14:50	3:30	Punt	GB 18	7	43	0	43	2	PIT 39	Missed FG
4	12:18	11:06	1:12	Kickoff	GB 26	3	1	0	1	0	GB 27	Punt
5	05:52	04:06	1:46	Kickoff	GB 34	3	7	0	7	0	GB 41	Punt
6	00:34	00:00	0:34	Kickoff	GB 20	5	38	15	53	2	PIT 27	Missed FG
7	14:01	08:48	5:13	Punt	GB 10	9	90	0	90	3	PIT 8	Touchdown
8	05:34	14:55	5:39	Kickoff	GB 22	10	78	0	78	5	PIT 3	Touchdown
9	12:58	10:57	2:01	Punt	PIT 45	4	45	0	45	2	PIT 24	Touchdown
10	08:56	05:28	3:28	Punt	GB 44	8	47	0	47	2	PIT 9	Field Goal
11	05:07	03:59	1:08	Fumble	PIT 26	5	19	0	19	1	PIT 7	Field Goal
12	02:07	00:00	2:07	Kickoff	PIT 48	4	10	0	10	1	PIT 37	End Game

WEEK 9: STEELERS 27, COLTS 20 — NOVEMBER 2, 2025

STEELERS

#	RECD	LOST	POSS	OBTAINED	BEGAN	PLAYS	YDS	PEN	NET	1ST	ENDED	GIVEN UP
1	15:00	13:21	1:39	Kickoff	PIT 39	3	6	0	6	0	PIT 45	Punt
2	08:05	05:50	2:15	Kickoff	PIT 26	3	-4	0	-4	0	PIT 22	Punt
3	05:50	04:17	1:33	Muffed Punt	IND 11	4	7	0	7	0	IND 4	Downs
4	11:21	06:09	5:12	Fumble	PIT 44	12	41	15	56	5	IND 1	Touchdown
5	05:12	04:22	0:50	Interception	IND 14	2	14	0	14	1	IND 12	Touchdown
6	03:19	00:00	3:19	Punt	PIT 18	12	64	11	75	5	IND 7	Field Goal
7	10:17	07:03	3:14	Punt	PIT 20	5	23	0	23	1	PIT 43	Punt
8	03:09	14:16	3:53	Interception	PIT 44	7	56	0	56	4	IND 2	Touchdown
9	10:45	08:28	2:17	Kickoff	PIT 29	3	7	0	7	0	PIT 36	Punt
10	07:58	06:51	1:07	Fumble	IND 34	6	6	0	6	1	IND 28	Field Goal
11	04:30	03:36	0:54	Kickoff	IND 44	2	11	0	11	0	IND 37	Fumble
12	02:44	01:01	1:43	Interception	PIT 39	3	-5	-5	-10	0	PIT 29	Punt
13	00:09	00:00	0:09	Kickoff	IND 48	1	-1	0	-1	0	IND 48	End Game

COLTS

#	RECD	LOST	POSS	OBTAINED	BEGAN	PLAYS	YDS	PEN	NET	1ST	ENDED	GIVEN UP
1	13:21	08:05	5:16	Punt	IND 21	13	79	0	79	5	PIT 1	Touchdown
2	04:17	11:21	7:56	Downs	IND 5	14	47	4	51	5	PIT 38	Fumble
3	06:09	05:12	0:57	Kickoff	IND 25	2	5	0	5	0	IND 30	Interception
4	04:22	03:19	1:03	Kickoff	IND 30	3	7	0	7	0	IND 37	Punt
5	15:00	10:17	4:43	Kickoff	IND 26	7	12	0	12	1	IND 38	Punt
6	07:03	03:09	3:54	Punt	IND 20	8	45	0	45	2	PIT 35	Interception
7	14:16	10:45	3:31	Kickoff	IND 25	8	32	10	42	3	PIT 33	Field Goal
8	08:28	07:58	0:30	Punt	IND 32	2	2	0	2	0	IND 41	Fumble
9	06:51	04:30	2:21	Kickoff	IND 24	9	71	5	76	6	PIT 4	Touchdown
10	03:36	02:44	0:52	Fumble	IND 24	3	20	0	20	1	IND 44	Interception
11	01:01	00:09	0:52	Punt	IND 12	7	48	5	53	3	PIT 35	Field Goal

		STEELERS								OPPONENT							
		FIRST HALF				SECOND HALF				FIRST HALF				SECOND HALF			
DATE	OPPONENT	PLAYS	YDS	TIME	RESULT	PLAYS	YDS	TIME	RESULT	PLAYS	YDS	TIME	RESULT	PLAYS	YDS	TIME	RESULT
09/07	at Jets	10	71	5:37	TD	3	4	1:53	Punt	10	48	5:45	FG	3	7	1:40	Punt
09/14	Seahawks	10	46	5:42	FG	6	19	3:49	Punt	8	65	4:31	TD	9	80	5:01	TD
09/21	at Patriots	8	54	4:53	TD	3	0	1:24	INT	3	12	1:42	FUM	2	10	0:24	FUM
09/28	Vikings	3	-2	2:11	Punt	3	7	2:06	Punt	11	51	6:25	FG	3	-9	1:51	Punt
10/12	Browns	8	46	4:05	FG	10	79	6:02	TD	6	8	3:02	Punt	3	5	1:12	Punt
10/16	at Bengals	8	69	4:09	TD	9	61	4:00	TD	6	20	3:26	Punt	14	63	7:05	FG
10/26	Packers	7	42	4:45	FG	3	2	0:59	Punt	3	9	1:34	Punt	9	90	5:13	TD
11/02	Colts	3	6	1:39	Punt	5	23	3:14	Punt	13	79	5:16	TD	7	12	4:43	Punt

STEELERS																							
DATE	OPPONENT	STARTING QB	POSS	TD	PAT	2-PT	M-2PT	FG	FGA	MFG	BK-FG	PUNT	INT	FUM	SAF	DWNS	HF	GM	PTS	TD%	SCORE%	PTS/POSS
9/7	at N.Y. Jets	Rodgers	11	4	4	0	0	2	2	0	0	4	0	0	0	0	0	1	34	36.4	54.5	3.09
9/14	Seattle	Rodgers	12	1	1	1	1	3	3	0	0	4	2	0	0	0	1	1	17	8.3	33.3	1.42
9/21	at New England	Rodgers	10	3	3	0	0	0	0	0	0	4	1	0	0	0	1	1	21	30.0	30.0	2.10
9/28	Minnesota	Rodgers	11	3	3	0	0	1	2	1	1	3	0	0	0	1	1	1	24	27.3	36.4	2.18
10/12	Cleveland	Rodgers	9	2	2	0	0	3	4	1	0	2	0	0	0	0	0	1	23	22.2	55.6	2.56
10/16	at Cincinnati	Rodgers	10	4	4	0	0	1	1	0	0	2	2	0	0	0	0	1	31	40.0	50.0	3.10
10/26	Green Bay	Rodgers	11	2	1	1	0	4	4	0	0	4	0	1	0	0	0	0	25	18.2	54.5	2.27
11/2	Indianapolis	Rodgers	13	3	3	0	0	2	2	0	0	5	0	1	0	1	0	1	27	23.1	38.5	2.08
11/9	at L.A. Chargers	--	--	--	--	--	--	--	--	--	--	--	--	--	--	--	--	--	--	--	--	--
11/16	Cincinnati	--	--	--	--	--	--	--	--	--	--	--	--	--	--	--	--	--	--	--	--	--
11/23	at Chicago	--	--	--	--	--	--	--	--	--	--	--	--	--	--	--	--	--	--	--	--	--
11/30	Buffalo	--	--	--	--	--	--	--	--	--	--	--	--	--	--	--	--	--	--	--	--	--
12/7	at Baltimore	--	--	--	--	--	--	--	--	--	--	--	--	--	--	--	--	--	--	--	--	--
12/15	Miami	--	--	--	--	--	--	--	--	--	--	--	--	--	--	--	--	--	--	--	--	--
12/21	at Detroit	--	--	--	--	--	--	--	--	--	--	--	--	--	--	--	--	--	--	--	--	--
12/28	at Cleveland	--	--	--	--	--	--	--	--	--	--	--	--	--	--	--	--	--	--	--	--	--
1/4	Baltimore	--	--	--	--	--	--	--	--	--	--	--	--	--	--	--	--	--	--	--	--	--
	2025 TOTALS		**87**	**22**	**21**	**2**	**1**	**16**	**18**	**2**	**1**	**28**	**5**	**2**	**0**	**2**	**3**	**7**	**202**	**25.3**	**43.7**	**2.32**

OPPONENTS																							
DATE	OPPONENT	STARTING QB	POSS	TD	PAT	2-PT	M-2PT	FG	FGA	MFG	BK-FG	PUNT	INT	FUM	SAF	DWNS	HF	GM	PTS	TD%	SCORE%	PTS/POSS
9/7	at N.Y. Jets	J. Fields	11	4	2	2	0	2	2	0	0	2	0	1	0	1	1	0	32	36.4	54.5	2.91
9/14	Seattle	S. Darnold	12	3	4	0	0	1	2	1	0	4	2	0	0	0	0	0	24	25.0	41.7	2.00
9/21	at New England	D. Maye	9	2	2	0	0	0	0	0	0	1	1	4	0	1	0	0	14	22.2	22.2	1.56
9/28	Minnesota	C. Wentz	10	2	2	1	1	2	2	0	0	3	2	0	0	1	0	0	21	20.0	40.0	2.10
10/12	Cleveland	D. Gabriel	9	0	0	0	0	3	3	0	0	4	0	0	0	2	0	0	9	0.0	33.3	1.00
10/16	at Cincinnati		10	3	3	0	0	4	4	0	0	3	0	0	0	0	0	0	33	30.0	70.0	3.30
10/26	Green Bay	J. Love	12	4	4	1	1	2	4	2	0	3	0	0	0	0	0	1	35	33.3	50.0	2.92
11/2	Indianapolis	D. Jones	11	2	2	0	0	2	2	0	0	2	3	3	0	0	0	0	20	18.2	36.4	1.82
11/9	at L.A. Chargers	--	--	--	--	--	--	--	--	--	--	--	--	--	--	--	--	--	--	--	--	--
11/16	Cincinnati	--	--	--	--	--	--	--	--	--	--	--	--	--	--	--	--	--	--	--	--	--
11/23	at Chicago	--	--	--	--	--	--	--	--	--	--	--	--	--	--	--	--	--	--	--	--	--
11/30	Buffalo	--	--	--	--	--	--	--	--	--	--	--	--	--	--	--	--	--	--	--	--	--
12/7	at Baltimore	--	--	--	--	--	--	--	--	--	--	--	--	--	--	--	--	--	--	--	--	--
12/15	Miami	--	--	--	--	--	--	--	--	--	--	--	--	--	--	--	--	--	--	--	--	--
12/21	at Detroit	--	--	--	--	--	--	--	--	--	--	--	--	--	--	--	--	--	--	--	--	--
12/28	at Cleveland	--	--	--	--	--	--	--	--	--	--	--	--	--	--	--	--	--	--	--	--	--
1/4	Baltimore	--	--	--	--	--	--	--	--	--	--	--	--	--	--	--	--	--	--	--	--	--
	2025 TOTALS		**84**	**20**	**19**	**4**	**2**	**16**	**19**	**3**	**0**	**22**	**8**	**8**	**0**	**5**	**1**	**1**	**188**	**23.8**	**44.0**	**2.24**

STEELERS									
DATE	OPPONENT	FIRST QUARTER	SECOND QUARTER	FIRST HALF	THIRD QUARTER	FOURTH QUARTER	SECOND HALF	OVERTIME	TOTAL
09/07	at N.Y. Jets	7	10	17	0	17	17	--	34
09/14	Seattle	6	8	14	0	3	3	--	17
09/21	at New England	7	7	14	0	7	7	--	21
09/28	Minnesota	7	7	14	7	3	10	--	24
10/12	Cleveland	3	6	9	7	7	14	--	23
10/16	at Cincinnati	7	3	10	7	14	21	--	31
10/26	Green Bay	3	13	16	3	6	9	--	25
11/02	Indianapolis	0	17	17	0	10	10	--	27
11/09	at L.A. Chargers	--	--	--	--	--	--	--	--
11/16	Cincinnati	--	--	--	--	--	--	--	--
11/23	at Chicago	--	--	--	--	--	--	--	--
11/30	Buffalo	--	--	--	--	--	--	--	--
12/07	at Baltimore	--	--	--	--	--	--	--	--
12/15	Miami	--	--	--	--	--	--	--	--
12/21	at Detroit	--	--	--	--	--	--	--	--
12/28	at Cleveland	--	--	--	--	--	--	--	--
01/04	Baltimore	--	--	--	--	--	--	--	--
TOTALS		40	71	111	24	67	91	--	202

OPPONENTS									
DATE	OPPONENT	FIRST QUARTER	SECOND QUARTER	FIRST HALF	THIRD QUARTER	FOURTH QUARTER	SECOND HALF	OVERTIME	TOTAL
09/07	at N.Y. Jets	9	10	19	7	6	13	--	32
09/14	Seattle	7	0	7	7	17	24	--	31
09/21	at New England	0	7	7	0	7	7	--	14
09/28	Minnesota	3	3	6	0	15	15	--	21
10/12	Cleveland	0	3	3	3	3	6	--	9
10/16	at Cincinnati	0	17	17	3	13	16	--	33
10/26	Green Bay	7	0	7	7	21	28	--	35
11/02	Indianapolis	7	0	7	0	13	13	--	20
11/09	at L.A. Chargers	--	--	--	--	--	--	--	--
11/16	Cincinnati	--	--	--	--	--	--	--	--
11/23	at Chicago	--	--	--	--	--	--	--	--
11/30	Buffalo	--	--	--	--	--	--	--	--
12/07	at Baltimore	--	--	--	--	--	--	--	--
12/15	Miami	--	--	--	--	--	--	--	--
12/21	at Detroit	--	--	--	--	--	--	--	--
12/28	at Cleveland	--	--	--	--	--	--	--	--
01/04	Baltimore	--	--	--	--	--	--	--	--
TOTALS		33	40	73	27	95	122	--	195

DATE	OPPONENT	ACQUIRED	DRIVE START	PLAYS	YARDS	Q|TIME	FIRST DOWNS	SCORING PLAY	PIT	OPP
09/07	at N.Y. Jets	Kickoff	PIT 29	10	71	Q1|5:37	4	B. Skowronek: 22-yard pass from A. Rodgers	7	3
		Kickoff	PIT 28	5	35	Q1|1:59	1	Q2: C. Boswell: 56-yard FG	10	9
		Kickoff	PIT 35	9	65	Q2|2:22	4	J. Smith: 3-yard pass from A. Rodgers	17	19
		Kickoff	PIT 32	9	68	Q3|3:49	5	Q4: J. Warren: 5-yard pass from A. Rodgers	24	26
		Fumble	NYJ 22	2	22	Q4|0:43	1	C. Austin III: 18-yard pass from A. Rodgers	31	26
		Punt	PIT 19	6	39	Q4|2:10	3	C. Boswell: 60-yard FG	34	32
09/14	Seattle	Kickoff	PIT 24	10	46	Q1|5:42	3	C. Boswell: 48-yard FG	3	7
		Interception	SEA 44	6	14	Q1|2:20	1	C. Boswell: 48-yard FG	6	7
		Interception	SEA 21	6	21	Q2|2:20	2	D. Metcalf: 2-yard pass from A. Rodgers	14	7
		Kickoff	PIT 28	9	45	Q4|4:57	2	C. Boswell: 45-yard FG	17	18
09/21	at New England	Fumble	PIT 46	8	54	Q1|4:53	5	K. Gainwell: 1-yard run	7	0
		Punt	PIT 10	12	90	Q1|6:23	7	Q2: D. Metcalf: 12-yard pass from A. Rodgers	14	0
		Fumble	PIT 38	9	62	Q4|5:25	4	C. Austin III: 17-yard pass from A. Rodgers	21	14
09/28	Minnesota	Kickoff	PIT 29	9	71	Q1|5:29	5	K. Gainwell: 1-yard run	7	3
		Punt	PIT 20	1	80	Q2|0:12	1	D. Metcalf: 80-yard pass from A. Rodgers	14	3
		Interception	MIN 35	5	35	Q3|2:52	3	K. Gainwell: 4-yard run	21	6
		Punt	MIN 46	8	31	Q3|4:17	2	Q4: C. Boswell: 33-yard FG	24	6
10/12	Cleveland	Kickoff	PIT 28	8	46	Q1|4:05	2	C. Boswell: 44-yard FG	3	0
		Punt	PIT 29	11	39	Q1|4:05	3	Q2: C. Boswell: 50-yard FG	6	0
		Punt	PIT 21	10	49	Q2|5:19	3	C. Boswell: 48-yard FG	9	0
		Punt	PIT 21	10	79	Q3|6:02	6	C. Heyward: 12-yard pass from A. Rodgers	16	3
		Kickoff	PIT 27	7	73	Q3|4:13	4	Q4: D. Metcalf: 25-yard pass from A. Rodgers	23	6
10/16	at Cincinnati	Kickoff	PIT 31	8	69	Q1|4:09	3	J. Smith: 10-yard pass from A. Rodgers	7	0
		Punt	PIT 27	12	51	Q1|7:19	4	Q2: C. Boswell: 41-yard FG	10	0
		Kickoff	PIT 39	9	61	Q3|4:00	4	P. Freiermuth: 19-yard pass from A. Rodgers	17	20
		Kickoff	PIT 27	7	73	Q4|3:54	4	D. Washington: 2-yard pass from A. Rodgers	24	27
		Punt	PIT 42	2	58	Q4|0:25	1	P. Freiermuth: 68-yard pass from A. Rodgers	31	30
10/26	Green Bay	Punt	PIT 20	7	42	Q1|4:45	1	C. Boswell: 56-yard FG	3	0
		Missed FG	PIT 47	6	21	Q2|2:32	1	C. Boswell: 50-yard FG	6	7
		Punt	PIT 36	9	35	Q2|5:14	3	C. Boswell: 48-yard FG	9	7
		Punt	PIT 16	9	84	Q2|3:32	5	D. Metcalf: 2-yard pass from A. Rodgers	16	7
		Kickoff	PIT 23	7	39	Q3|3:14	2	C. Boswell: 56-yard FG	19	14
		Kickoff	PIT 30	9	70	Q4|1:52	4	R. Wilson: 21-yard pass from A. Rodgers	25	35
11/02	Indianapolis	Fumble	PIT 44	12	56	Q2|5:12	5	J. Warren: 1-yard run	7	7
		Interception	IND 14	2	14	Q2|0:50	1	P. Freiermuth: 12-yard pass from A. Rodgers	14	7
		Punt	PIT 18	12	75	Q2|3:19	5	C. Boswell: 25-yard FG	17	7
		Interception	PIT 44	7	56	Q3|3:53	4	Q4: J. Warren: 2-yard run	24	7
		Fumble	IND 34	6	6	Q4|1:07	1	C. Boswell: 46-yard FG	27	10
	AVG			**7.7**	**51.2**	**3:41**	**3.1**			

DATE	OPPONENT	ACQUIRED	DRIVE START	PLAYS	YARDS	Q|TIME	FIRST DOWNS	SCORING PLAY	PIT	OPP
09/07	at N.Y. Jets	Kickoff	NYJ 35	10	48	Q1|5:45	3	N. Folk: 35-yard FG	0	3
		Kickoff	NYJ 45	6	55	Q1|3:13	3	G. Wilson: 33-yard pass from J. Fields	7	9
		Kickoff	NYJ 32	7	68	Q2|3:23	4	B. Allen: 8-yard run	10	16
		Punt	NYJ 26	8	41	Q2|4:53	2	N. Folk: 51-yard FG	10	19
		Punt	NYJ 32	8	68	Q3|5:11	5	J. Fields: 2-yard run	17	26
		Kickoff	NYJ 33	12	67	Q4|7:06	6	J. Fields: 1-yard run	31	32
09/14	Seattle	Kickoff	SEA 35	8	65	Q1|4:31	4	T. Horton: 21-yard pass from S. Darnold	0	7
		Punt	SEA 20	9	80	Q3|5:01	5	A. Barner: 7-yard pass from S. Darnold	14	14
		Punt	SEA 9	10	55	Q3|3:47	3	Q4: J. Myers: 54-yard FG	14	17
		Kickoff	SEA 27	7	73	Q4|4:08	3	K. Walker III: 19-yard run	17	25
09/21	at New England	Kickoff	NE 23	9	77	Q2|4:48	6	H. Henry: 5-yard pass from D. Maye	14	7
		Punt	NE 12	15	88	Q3|8:44	7	Q4: H. Henry: 16-yard pass from D. Maye	14	14
09/28	Minnesota	Punt	MIN 26	11	51	Q1|6:25	4	W. Reichard: 41-yard FG	0	3
		Blocked FG	MIN 9	9	81	Q2|1:26	4	W. Reichard: 28-yard FG	14	6
		Kickoff	MIN 30	9	70	Q4|3:28	4	Z. Scott: 16-yard pass from C. Wentz	24	14
		Downs	MIN 1	7	99	Q4|2:01	3	J. Nailor: 2-yard pass from C. Wentz	24	21
10/12	Cleveland	Kickoff	CLE 15	16	72	Q2|3:38	7	A. Szmyt: 31-yard FG	9	3
		Kickoff	CLE 31	9	34	Q3|3:38	2	A. Szmyt: 53-yard FG	16	6
		Kickoff	CLE 32	18	54	Q4|5:26	5	A. Szmyt: 32-yard FG	23	9
10/16	at Cincinnati	Kickoff	CIN 28	10	72	Q2|5:48	5	J. Chase: 8-yard pass from J. Flacco	10	7
		Interception	CIN 24	3	76	Q2|1:33	3	T. Higgins: 29-yard pass from J. Flacco	10	14
		Interception	CIN 30	6	39	Q2|0:40	2	E. McPherson: 49-yard FG	10	17
		Kickoff	CIN 32	14	63	Q3|7:05	4	E. McPherson: 23-yard FG	10	20
		Kickoff	CIN 33	8	67	Q3|3:58	3	Q4: N. Fant: 5-yard pass from J. Flacco	17	27
		Kickoff	CIN 20	9	53	Q4|4:05	3	E. McPherson: 45-yard FG	24	30
		Kickoff	CIN 30	8	52	Q4|2:14	3	E. McPherson: 36-yard FG	31	33
10/26	Green Bay	Kickoff	GB 33	6	67	Q1|3:36	4	T. Kraft: 16-yard pass from J. Love	3	7
		Punt	GB 10	9	90	Q3|5:13	3	S. Williams: 8-yard pass from J. Love	16	14
		Kickoff	GB 22	10	78	Q3|5:39	5	Q4: J. Jacobs: 3-yard run	19	22
		Punt	PIT 45	4	45	Q4|2:01	2	T. Kraft: 24-yard pass from J. Love	19	29
		Punt	GB 44	8	47	Q4|3:28	2	B. McManus: 28-yard FG	19	32
		Fumble	PIT 26	5	19	Q4|1:08	1	B. McManus: 25-yard FG	19	35
11/02	Indianapolis	Punt	IND 21	13	79	Q1|5:16	5	D. Jones: 1-yard run	0	7
		Kickoff	IND 25	8	42	Q4|3:31	3	M. Badgley: 52-yard FG	24	10
		Kickoff	IND 24	9	76	Q4|2:21	6	J. Downs: 4-yard pass from D. Jones	27	17
		Punt	IND 12	7	53	Q4|0:52	3	M. Badgley: 53-yard FG	27	20
11/09		--	--	--	--	--	--	--	--	--
11/16		--	--	--	--	--	--	--	--	--
11/23		--	--	--	--	--	--	--	--	--
11/30		--	--	--	--	--	--	--	--	--
12/07		--	--	--	--	--	--	--	--	--
12/15		--	--	--	--	--	--	--	--	--
12/21		--	--	--	--	--	--	--	--	--
12/28		--	--	--	--	--	--	--	--	--
01/04		--	--	--	--	--	--	--	--	--
	AVG			**9.0**	**62.9**	**4:01**	**3.8**			
	TOTALS			**325**	**2,264**	**145:00**	**137**			

PLAYS			NET YARDS			TIME		
DATE	OPPONENT	PLAYS	DATE	OPPONENT	NET YARDS	DATE	OPPONENT	TIME
9/21	at New England	12 (touchdown)	9/21	at New England	90 (touchdown) [PEN: 20, GROSS: 70]	10/16	at Cincinnati	7:19 (field goal)
10/16	at Cincinnati	12 (field goal)	10/26	Green Bay	84 (touchdown) [PEN: 21, GROSS: 63]	9/21	at New England	6:23 (touchdown)
11/2	Indianapolis	12 (field goal)	9/28	Minnesota	80 (touchdown) [PEN: 0, GROSS: 80]	10/12	Cleveland	6:02 (touchdown)
11/2	Indianapolis	12 (touchdown)	10/12	Cleveland	79 (touchdown) [PEN: -5, GROSS: 84]	9/14	Seattle	5:42 (field goal)
9/28	Minnesota	12 (blocked fg)	11/2	Indianapolis	75 (field goal) [PEN: 11, GROSS: 64]	9/7	at N.Y. Jets	5:37 (touchdown)
10/12	Cleveland	11 (field goal)	10/16	at Cincinnati	73 (touchdown) [PEN: 0, GROSS: 73]	9/28	Minnesota	5:29 (touchdown)
9/7	at N.Y. Jets	10 (touchdown)	9/7	at N.Y. Jets	71 (touchdown) [PEN: 0, GROSS: 71]	10/26	Green Bay	5:14 (field goal)
9/14	Seattle	10 (field goal)	9/14	Seattle	66 (interception) [PEN: 0, GROSS: 66]	11/2	Indianapolis	5:12 (touchdown)
10/26	Green Bay	9 (touchdown)	11/9	at L.A. Chargers	--	11/9	at L.A. Chargers	--
10/26	Green Bay	9 (touchdown)	11/16	Cincinnati	--	11/16	Cincinnati	--
10/26	Green Bay	9 (field goal)	11/23	at Chicago	--	11/23	at Chicago	--
11/9	at L.A. Chargers	--	11/30	Buffalo	--	11/30	Buffalo	--
11/16	Cincinnati	--	12/7	at Baltimore	--	12/7	at Baltimore	--
11/23	at Chicago	--	12/15	Miami	--	12/15	Miami	--
11/30	Buffalo	--	12/21	at Detroit	--	12/21	at Detroit	--
12/7	at Baltimore	--	12/28	at Cleveland	--	12/28	at Cleveland	--
12/15	Miami	--	1/4	Baltimore	--	1/4	Baltimore	--
12/21	at Detroit	--	--	--	--	--	--	--
12/28	at Cleveland	--	--	--	--	--	--	--
1/4	Baltimore	--	--	--	--	--	--	--

PLAYS			NET YARDS			TIME		
DATE	OPPONENT	PLAYS	DATE	OPPONENT	NET YARDS	DATE	OPPONENT	TIME
10/12	Cleveland	18 (field goal)	9/28	Minnesota	99 (touchdown) [PEN: 0, GROSS: 99]	9/21	at New England	8:44 (touchdown)
9/21	at New England	17 (interception)	9/21	at New England	92 (interception) [PEN: -2, GROSS: 94]	11/2	Indianapolis	7:56 (fumble)
10/16	at Cincinnati	14 (field goal)	10/26	Green Bay	90 (touchdown) [PEN: 0, GROSS: 90]	9/7	at N.Y. Jets	7:06 (touchdown)
11/2	Indianapolis	14 (fumble)	9/14	Seattle	80 (touchdown) [PEN: 0, GROSS: 80]	10/16	at Cincinnati	7:05 (field goal)
9/7	at N.Y. Jets	12 (touchdown)	11/2	Indianapolis	79 (touchdown) [PEN: 0, GROSS: 79]	9/28	Minnesota	6:26 (interception)
9/28	Minnesota	11 (interception)	10/16	at Cincinnati	76 (touchdown) [PEN: 4, GROSS: 72]	10/26	Green Bay	5:39 (touchdown)
9/14	Seattle	11 (missed fg)	10/12	Cleveland	72 (field goal) [PEN: 0, GROSS: 72]	10/12	Cleveland	5:26 (field goal)
9/28	Minnesota	11 (field goal)	9/7	at N.Y. Jets	68 (touchdown) [PEN: 0, GROSS: 68]	9/14	Seattle	5:08 (missed fg)
10/26	Green Bay	10 (touchdown)	9/7	at N.Y. Jets	68 (touchdown) [PEN: -5, GROSS: 73]	11/9	at L.A. Chargers	--
11/9	at L.A. Chargers	--	11/9	at L.A. Chargers	--	11/16	Cincinnati	--
11/16	Cincinnati	--	11/16	Cincinnati	--	11/23	at Chicago	--
11/23	at Chicago	--	11/23	at Chicago	--	11/30	Buffalo	--
11/30	Buffalo	--	11/30	Buffalo	--	12/7	at Baltimore	--
12/7	at Baltimore	--	12/7	at Baltimore	--	12/15	Miami	--
12/15	Miami	--	12/15	Miami	--	12/21	at Detroit	--
12/21	at Detroit	--	12/21	at Detroit	--	12/28	at Cleveland	--
12/28	at Cleveland	--	12/28	at Cleveland	--	1/4	Baltimore	--
1/4	Baltimore	--	1/4	Baltimore	--	--	--	--

DATE	OPPONENT	OFFENSE	DEFENSE
09/07	at N.Y. Jets	TD - Pass TD - Pass TD - Pass	FG - 35 yards TD - Run TD - Run TD - Run
09/14	Seattle	TD - Pass Interception	Missed FG TD - Pass TD - Run
09/21	at New England	TD - Run TD - Pass TD - Pass	TD - Pass Interception Fumble TD - Pass
09/28	Minnesota	TD - Run Blocked FG TD - Run FG - 33 yards Downs	FG - 41 yards FG - 28 yards TD - Pass TD - Pass
10/12	Cleveland	TD - Pass	FG - 31 yards FG - 32 yards Downs
10/16	at Cincinnati	TD - Pass FG - 41 yards TD - Pass TD - Pass	TD - Pass FG - 23 yards TD - Pass FG - 45 yards FG - 36 yards
10/26	Green Bay	TD - Pass	TD - Pass TD - Pass TD - Run FG - 28 yards FG - 25 yards
11/02	Indianapolis	Downs TD - Run TD - Pass FG - 25 yards TD - Run FG - 46 yards	TD - Run TD - Pass
11/09	at L.A. Chargers	--	--
11/16	Cincinnati	--	--
11/23	at Chicago	--	--
11/30	Buffalo	--	--
12/07	at Baltimore	--	--
12/15	Miami	--	--
12/21	at Detroit	--	--
12/28	at Cleveland	--	--
01/04	Baltimore	--	--

	OFFENSE	DEFENSE
Inside the 20	25	30
Scores	21	26
Touchdowns	17	16
Field Goals	4	10
Total Points in 20	132	143
Fumbles	0	1
Interceptions	1	1
Missed Field Goals	1	1
Lost on Downs	2	1
End of Half/Game	0	0
TDs Outside	5	5
Red-Zone Percentage	68.0	53.3

STEELERS

Date	Opponent	Pos	TD	PAT	2-Pt.	Miss PAT	FG	FGA	Blk/ MFG	INT	Fum	Dwns	Drive Ends Half	Drive Ends Game	Pts	TD%	Score Pct.	Pts/Poss
09/07	at N.Y. Jets	3	3	3	0	0	0	0	0	0	0	0	0	0	21	100.0	100.0	7.0
09/14	Seattle	2	1	0	1	0	0	0	0	1	0	0	0	0	8	50.0	50.0	4.0
09/21	at New England	3	3	3	0	0	0	0	0	0	0	0	0	0	21	100.0	100.0	7.0
09/28	Minnesota	5	2	2	0	0	1	2	1	0	0	1	0	0	17	40.0	60.0	3.4
10/12	Cleveland	1	1	1	0	0	0	0	0	0	0	0	0	0	7	100.0	100.0	7.0
10/16	at Cincinnati	4	3	3	0	0	1	1	0	0	0	0	0	0	24	75.0	100.0	6.0
10/26	Green Bay	1	1	1	0	0	0	0	0	0	0	0	0	0	7	100.0	100.0	7.0
11/02	Indianapolis	6	3	3	0	0	2	2	0	0	0	1	0	0	27	50.0	83.3	4.5
11/09	at L.A. Chargers	--	--	--	--	--	--	--	--	--	--	--	--	--	--	--	--	--
11/16	Cincinnati	--	--	--	--	--	--	--	--	--	--	--	--	--	--	--	--	--
11/23	at Chicago	--	--	--	--	--	--	--	--	--	--	--	--	--	--	--	--	--
11/30	Buffalo	--	--	--	--	--	--	--	--	--	--	--	--	--	--	--	--	--
12/07	at Baltimore	--	--	--	--	--	--	--	--	--	--	--	--	--	--	--	--	--
12/15	Miami	--	--	--	--	--	--	--	--	--	--	--	--	--	--	--	--	--
12/21	at Detroit	--	--	--	--	--	--	--	--	--	--	--	--	--	--	--	--	--
12/28	at Cleveland	--	--	--	--	--	--	--	--	--	--	--	--	--	--	--	--	--
01/04	Baltimore	--	--	--	--	--	--	--	--	--	--	--	--	--	--	--	--	--
	TOTALS	**25**	**17**	**16**	**1**	**0**	**4**	**5**	**1**	**1**	**0**	**2**	**0**	**0**	**132**	**68.0**	**84.0**	**5.3**

OPPONENT

Date	Opponent	Pos	TD	PAT	2-Pt.	Miss PAT	FG	FGA	Blk/ MFG	INT	Fum	Dwns	Drive Ends Half	Drive Ends Game	Pts	TD%	Score Pct.	Pts/Poss
09/07	at N.Y. Jets	4	3	2	0	0	1	1	0	0	0	0	0	0	23	75.0	100.0	5.8
09/14	Seattle	3	2	2	0	0	0	1	1	0	0	0	0	0	14	66.7	66.7	4.7
09/21	at New England	4	2	2	0	0	0	0	0	1	1	0	0	0	14	50.0	50.0	3.5
09/28	Minnesota	4	2	1	1	0	2	2	0	0	0	0	0	0	21	50.0	100.0	5.3
10/12	Cleveland	3	0	0	0	0	2	2	0	0	0	1	0	0	6	0.0	66.7	2.0
10/16	at Cincinnati	5	2	2	0	0	3	3	0	0	0	0	0	0	23	40.0	100.0	4.6
10/26	Green Bay	5	3	2	1	0	2	2	0	0	0	0	0	0	28	60.0	100.0	5.6
11/02	Indianapolis	2	2	2	0	0	0	0	0	0	0	0	0	0	14	100.0	100.0	7.0
11/09	at L.A. Chargers	--	--	--	--	--	--	--	--	--	--	--	--	--	--	--	--	--
11/16	Cincinnati	--	--	--	--	--	--	--	--	--	--	--	--	--	--	--	--	--
11/23	at Chicago	--	--	--	--	--	--	--	--	--	--	--	--	--	--	--	--	--
11/30	Buffalo	--	--	--	--	--	--	--	--	--	--	--	--	--	--	--	--	--
12/07	at Baltimore	--	--	--	--	--	--	--	--	--	--	--	--	--	--	--	--	--
12/15	Miami	--	--	--	--	--	--	--	--	--	--	--	--	--	--	--	--	--
12/21	at Detroit	--	--	--	--	--	--	--	--	--	--	--	--	--	--	--	--	--
12/28	at Cleveland	--	--	--	--	--	--	--	--	--	--	--	--	--	--	--	--	--
01/04	Baltimore	--	--	--	--	--	--	--	--	--	--	--	--	--	--	--	--	--
	TOTALS	**30**	**16**	**13**	**2**	**0**	**10**	**11**	**1**	**1**	**1**	**1**	**0**	**0**	**143**	**53.3**	**86.7**	**4.8**

STEELERS 2025 REGULAR SEASON GOAL-TO-GO

STEELERS																		
						Miss			Blk/				Drive Ends				Score	
Date	Opponent	Pos	TD	PAT	2-Pt.	PAT	FG	FGA	MFG	INT	Fum	Dwns	Half	Game	Pts	TD%	Pct.	Pts/Poss
09/07	at N.Y. Jets	2	2	2	0	0	0	0	0	0	0	0	0	0	14	100.0	100.0	7.0
09/14	Seattle	2	1	0	1	0	0	0	0	1	0	0	0	0	8	50.0	50.0	4.0
09/21	at New England	1	1	1	0	0	0	0	0	0	0	0	0	0	7	100.0	100.0	7.0
09/28	Minnesota	3	2	2	0	0	0	0	0	0	0	1	0	0	14	66.7	66.7	4.7
10/12	Cleveland	0	0	0	0	0	0	0	0	0	0	0	0	0	0	0.0	0.0	0.0
10/16	at Cincinnati	1	1	1	0	0	0	0	0	0	0	0	0	0	7	100.0	100.0	7.0
10/26	Green Bay	1	1	1	0	0	0	0	0	0	0	0	0	0	7	100.0	100.0	7.0
11/02	Indianapolis	2	2	2	0	0	0	0	0	0	0	0	0	0	14	100.0	100.0	7.0
11/09	at L.A. Chargers	--	--	--	--	--	--	--	--	--	--	--	--	--	--	--	--	--
11/16	Cincinnati	--	--	--	--	--	--	--	--	--	--	--	--	--	--	--	--	--
11/23	at Chicago	--	--	--	--	--	--	--	--	--	--	--	--	--	--	--	--	--
11/30	Buffalo	--	--	--	--	--	--	--	--	--	--	--	--	--	--	--	--	--
12/07	at Baltimore	--	--	--	--	--	--	--	--	--	--	--	--	--	--	--	--	--
12/15	Miami	--	--	--	--	--	--	--	--	--	--	--	--	--	--	--	--	--
12/21	at Detroit	--	--	--	--	--	--	--	--	--	--	--	--	--	--	--	--	--
12/28	at Cleveland	--	--	--	--	--	--	--	--	--	--	--	--	--	--	--	--	--
01/04	Baltimore	--	--	--	--	--	--	--	--	--	--	--	--	--	--	--	--	--
	TOTALS	**12**	**10**	**9**	**1**	**0**	**0**	**0**	**0**	**1**	**0**	**1**	**0**	**0**	**71**	**83.3**	**83.3**	**5.9**

OPPONENT 2025 REGULAR SEASON GOAL-TO-GO

OPPONENT																		
						Miss			Blk/				Drive Ends				Score	
Date	Opponent	Pos	TD	PAT	2-Pt.	PAT	FG	FGA	MFG	INT	Fum	Dwns	Half	Game	Pts	TD%	Pct.	Pts/Poss
09/07	at N.Y. Jets	3	3	2	0	0	0	0	0	0	0	0	0	0	20	100.0	100.0	6.7
09/14	Seattle	2	2	2	0	0	0	0	0	0	0	0	0	0	14	100.0	100.0	7.0
09/21	at New England	2	1	1	0	0	0	0	0	1	0	0	0	0	7	50.0	50.0	3.5
09/28	Minnesota	1	1	1	0	0	0	0	0	0	0	0	0	0	7	100.0	100.0	7.0
10/12	Cleveland	1	0	0	0	0	1	1	0	0	0	0	0	0	3	0.0	100.0	3.0
10/16	at Cincinnati	4	2	2	0	0	2	2	0	0	0	0	0	0	20	50.0	100.0	5.0
10/26	Green Bay	2	2	1	1	0	0	0	0	0	0	0	0	0	15	100.0	100.0	7.5
11/02	Indianapolis	2	2	2	0	0	0	0	0	0	0	0	0	0	14	100.0	100.0	7.0
11/09	at L.A. Chargers	--	--	--	--	--	--	--	--	--	--	--	--	--	--	--	--	--
11/16	Cincinnati	--	--	--	--	--	--	--	--	--	--	--	--	--	--	--	--	--
11/23	at Chicago	--	--	--	--	--	--	--	--	--	--	--	--	--	--	--	--	--
11/30	Buffalo	--	--	--	--	--	--	--	--	--	--	--	--	--	--	--	--	--
12/07	at Baltimore	--	--	--	--	--	--	--	--	--	--	--	--	--	--	--	--	--
12/15	Miami	--	--	--	--	--	--	--	--	--	--	--	--	--	--	--	--	--
12/21	at Detroit	--	--	--	--	--	--	--	--	--	--	--	--	--	--	--	--	--
12/28	at Cleveland	--	--	--	--	--	--	--	--	--	--	--	--	--	--	--	--	--
01/04	Baltimore	--	--	--	--	--	--	--	--	--	--	--	--	--	--	--	--	--
	TOTALS	**17**	**13**	**11**	**1**	**0**	**3**	**3**	**0**	**1**	**0**	**0**	**0**	**0**	**100**	**76.5**	**94.1**	**5.9**

		STEELERS												OPPONENT											
		1ST DOWN			2ND DOWN			3RD DOWN			4TH DOWN			1ST DOWN			2ND DOWN			3RD DOWN			4TH DOWN		
Date	Opponent	Att	Yds	Avg	Att	Yds	Avg	Att	Yds	Avg	Att	Yds	Avg	Att	Yds	Avg	Att	Yds	Avg	Att	Yds	Avg	Att	Yds	Avg
09/07	at N.Y. Jets	25	74	3.0	19	160	8.4	10	37	3.7	0	0	0.0	28	229	8.2	18	81	4.5	14	83	5.9	2	1	0.5
09/14	Seattle	23	128	5.6	19	57	3.0	15	60	4.0	2	22	11.0	29	198	6.8	19	65	3.4	14	130	9.3	2	2	1.0
09/21	at New England	23	86	3.7	17	58	3.4	9	59	6.6	0	0	0.0	32	184	5.8	21	59	2.8	13	92	7.1	5	34	6.8
09/28	Minnesota	25	198	7.9	17	66	3.9	10	47	4.7	1	2	2.0	30	188	6.3	25	170	6.8	14	3	0.2	3	11	3.7
10/12	Cleveland	26	166	6.4	19	100	5.3	13	69	5.3	0	0	0.0	29	81	2.8	25	79	3.2	17	75	4.4	4	13	3.3
10/16	at Cincinnati	25	153	6.1	19	142	7.5	10	101	10.1	0	0	0.0	33	212	6.4	24	149	6.2	14	107	7.6	1	2	2.0
10/26	Green Bay	25	102	4.1	21	119	5.7	10	60	6.0	1	14	14.0	30	213	7.1	20	97	4.9	12	137	11.4	1	7	7.0
11/02	Indianapolis	25	78	3.1	22	109	5.0	12	34	2.8	2	4	2.0	33	183	5.5	22	88	4.0	14	73	5.2	4	21	5.3
11/09	at L.A. Chargers	--			--			--			--			--			--			--			--		
11/16	Cincinnati	--			--			--			--			--			--			--			--		
11/23	at Chicago	--			--			--			--			--			--			--			--		
11/30	Buffalo	--			--			--			--			--			--			--			--		
12/07	at Baltimore	--			--			--			--			--			--			--			--		
12/15	Miami	--			--			--			--			--			--			--			--		
12/21	at Detroit	--			--			--			--			--			--			--			--		
12/28	at Cleveland	--			--			--			--			--			--			--			--		
01/04	Baltimore	--			--			--			--			--			--			--			--		
	TOTALS	**197**	**985**	**5.0**	**153**	**811**	**5.3**	**89**	**467**	**5.2**	**6**	**42**	**7.0**	**244**	**1,488**	**6.1**	**174**	**788**	**4.5**	**112**	**700**	**6.3**	**22**	**91**	**4.1**

STEELERS												
Date	Opponent	3rd & 1	3rd & 2	3rd & 3	3rd & 4	3rd & 5	3rd & 6	3rd & 7	3rd & 8	3rd & 9	3rd & 10+	Total
09/07	at N.Y. Jets	1 / 1	1 / 1	0 / 0	0 / 1	0 / 0	0 / 1	0 / 0	0 / 0	0 / 0	2 / 6	4 / 10
09/14	Seattle	2 / 2	3 / 5	0 / 0	0 / 1	0 / 0	0 / 1	0 / 1	0 / 0	0 / 2	0 / 3	5 / 15
09/21	at New England	1 / 1	1 / 1	0 / 0	0 / 0	0 / 1	1 / 1	0 / 0	0 / 1	0 / 0	1 / 4	4 / 9
09/28	Minnesota	2 / 3	1 / 1	0 / 0	0 / 1	0 / 0	0 / 1	0 / 0	0 / 0	1 / 1	0 / 3	4 / 10
10/12	Cleveland	0 / 0	1 / 2	2 / 2	1 / 2	0 / 0	1 / 1	0 / 0	0 / 1	0 / 1	0 / 4	5 / 13
10/16	at Cincinnati	0 / 0	0 / 0	1 / 1	2 / 4	0 / 1	1 / 1	0 / 0	1 / 1	0 / 0	2 / 2	7 / 10
10/26	Green Bay	0 / 0	0 / 0	1 / 2	0 / 0	0 / 1	0 / 0	0 / 0	0 / 1	0 / 0	0 / 6	1 / 10
11/02	Indianapolis	1 / 1	1 / 1	0 / 2	1 / 2	0 / 0	0 / 0	1 / 2	0 / 0	0 / 0	0 / 4	4 / 12
11/09	at L.A. Chargers	--	--	--	--	--	--	--	--	--	--	--
11/16	Cincinnati	--	--	--	--	--	--	--	--	--	--	--
11/23	at Chicago	--	--	--	--	--	--	--	--	--	--	--
11/30	Buffalo	--	--	--	--	--	--	--	--	--	--	--
12/07	at Baltimore	--	--	--	--	--	--	--	--	--	--	--
12/15	Miami	--	--	--	--	--	--	--	--	--	--	--
12/21	at Detroit	--	--	--	--	--	--	--	--	--	--	--
12/28	at Cleveland	--	--	--	--	--	--	--	--	--	--	--
01/04	Baltimore	--	--	--	--	--	--	--	--	--	--	--
	TOTALS	**7 / 8**	**8 / 11**	**4 / 7**	**4 / 11**	**0 / 3**	**3 / 6**	**1 / 3**	**1 / 4**	**1 / 4**	**5 / 32**	**34 / 89**
		87.5%	**72.7%**	**57.1%**	**36.4%**	**0.0%**	**50.0%**	**33.3%**	**25.0%**	**25.0%**	**15.6%**	**38.2%**
		3RD & 1-3: 19 / 26 = 73.1%			**3RD & 4-6: 7 / 20 = 35.0%**			**3RD & 7-10+: 8 / 43 = 18.6%**				

OPPONENT												
Date	Opponent	3rd & 1	3rd & 2	3rd & 3	3rd & 4	3rd & 5	3rd & 6	3rd & 7	3rd & 8	3rd & 9	3rd & 10+	Total
09/07	at N.Y. Jets	3 / 4	1 / 1	0 / 2	1 / 1	1 / 1	0 / 0	0 / 0	0 / 0	1 / 2	0 / 3	7 / 14
09/14	Seattle	1 / 1	0 / 0	0 / 0	1 / 1	0 / 0	1 / 2	0 / 2	0 / 1	1 / 1	2 / 6	6 / 14
09/21	at New England	2 / 2	0 / 2	0 / 1	0 / 0	1 / 2	1 / 1	0 / 1	0 / 0	0 / 0	2 / 4	6 / 13
09/28	Minnesota	0 / 1	0 / 1	2 / 2	0 / 0	1 / 1	0 / 0	0 / 0	1 / 2	0 / 2	0 / 5	4 / 14
10/12	Cleveland	3 / 3	0 / 0	0 / 1	0 / 2	1 / 2	0 / 1	0 / 0	1 / 2	0 / 0	1 / 6	6 / 17
10/16	at Cincinnati	0 / 0	1 / 1	0 / 0	1 / 1	3 / 4	0 / 1	0 / 1	0 / 0	0 / 0	2 / 6	7 / 14
10/26	Green Bay	0 / 1	0 / 1	0 / 2	1 / 1	2 / 2	0 / 1	1 / 1	0 / 0	1 / 2	0 / 1	5 / 12
11/02	Indianapolis	1 / 3	1 / 2	1 / 3	0 / 0	0 / 0	1 / 1	0 / 0	0 / 1	0 / 1	2 / 3	6 / 14
11/09	at L.A. Chargers	--	--	--	--	--	--	--	--	--	--	--
11/16	Cincinnati	--	--	--	--	--	--	--	--	--	--	--
11/23	at Chicago	--	--	--	--	--	--	--	--	--	--	--
11/30	Buffalo	--	--	--	--	--	--	--	--	--	--	--
12/07	at Baltimore	--	--	--	--	--	--	--	--	--	--	--
12/15	Miami	--	--	--	--	--	--	--	--	--	--	--
12/21	at Detroit	--	--	--	--	--	--	--	--	--	--	--
12/28	at Cleveland	--	--	--	--	--	--	--	--	--	--	--
01/04	Baltimore	--	--	--	--	--	--	--	--	--	--	--
	TOTALS	**10 / 15**	**3 / 8**	**3 / 11**	**4 / 6**	**9 / 12**	**3 / 7**	**1 / 5**	**2 / 6**	**3 / 8**	**9 / 34**	**47 / 112**
		66.7%	**37.5%**	**27.3%**	**66.7%**	**75.0%**	**42.9%**	**20.0%**	**33.3%**	**37.5%**	**26.5%**	**42.0%**
		3RD & 1-3: 16 / 34 = 47.1%			**3RD & 4-6: 16 / 25 = 64.0%**			**3RD & 7-10+: 15 / 53 = 28.3%**				

		STEELERS						OPPONENT					
Date	Opponent	4th & 1	4th & 2	4th & 3	4th & 4	4th & 5+	Total	4th & 1	4th & 2	4th & 3	4th & 4	4th & 5+	Total
09/07	at N.Y. Jets	0 / 0	0 / 0	0 / 0	0 / 0	0 / 0	0 / 0	1 / 1	0 / 0	0 / 1	0 / 0	0 / 0	1 / 2
09/14	Seattle	0 / 0	0 / 0	0 / 0	0 / 0	1 / 2	1 / 2	1 / 2	0 / 0	0 / 0	0 / 0	0 / 0	1 / 2
09/21	at New England	0 / 0	0 / 0	0 / 0	0 / 0	0 / 0	0 / 0	3 / 4	1 / 1	0 / 0	0 / 0	0 / 0	4 / 5
09/28	Minnesota	0 / 0	0 / 0	0 / 1	0 / 0	0 / 0	0 / 1	1 / 1	1 / 1	0 / 0	0 / 0	0 / 1	2 / 3
10/12	Cleveland	0 / 0	0 / 0	0 / 0	0 / 0	0 / 0	0 / 0	0 / 0	1 / 1	1 / 1	0 / 0	0 / 2	2 / 4
10/16	at Cincinnati	0 / 0	0 / 0	0 / 0	0 / 0	0 / 0	0 / 0	1 / 1	0 / 0	0 / 0	0 / 0	0 / 0	1 / 1
10/26	Green Bay	0 / 0	0 / 0	0 / 0	0 / 0	1 / 1	1 / 1	1 / 1	0 / 0	0 / 0	0 / 0	0 / 0	1 / 1
11/02	Indianapolis	1 / 1	0 / 0	0 / 1	0 / 0	0 / 0	1 / 2	4 / 4	0 / 0	1 / 1	0 / 0	0 / 0	5 / 5
11/09	at L.A. Chargers	--	--	--	--	--	--	--	--	--	--	--	--
11/16	Cincinnati	--	--	--	--	--	--	--	--	--	--	--	--
11/23	at Chicago	--	--	--	--	--	--	--	--	--	--	--	--
11/30	Buffalo	--	--	--	--	--	--	--	--	--	--	--	--
12/07	at Baltimore	--	--	--	--	--	--	--	--	--	--	--	--
12/15	Miami	--	--	--	--	--	--	--	--	--	--	--	--
12/21	at Detroit	--	--	--	--	--	--	--	--	--	--	--	--
12/28	at Cleveland	--	--	--	--	--	--	--	--	--	--	--	--
01/04	Baltimore	--	--	--	--	--	--	--	--	--	--	--	--
	TOTALS	**1 / 1**	**0 / 0**	**0 / 2**	**0 / 0**	**2 / 3**	**3 / 6**	**12 / 14**	**3 / 3**	**2 / 3**	**0 / 0**	**0 / 3**	**17 / 23**
		100.0%	**0.0%**	**0.0%**	**0.0%**	**66.7%**	**50.0%**	**85.7%**	**100.0%**	**66.7%**	**0.0%**	**0.0%**	**73.9%**

SEPTEMBER 7, 2025
STEELERS @ NEW YORK JETS
W 34-32

TOP TACKLERS		SACKS		INTS		FORCED FUMBLES		RECOVERED FUMBLES	
PLAYER	NO.	PLAYER	NO.	PLAYER	NO.	PLAYER	NO.	PLAYER	NO.
A. Highsmith	8	A. Highsmith	1.0						
P. Queen	8								
J. Thornhill	8								
D. Elliott	6								
C. Clark	5								
D. Slay	5								
T. Watt	5								
P. Wilson	5								
C. Heyward	3								
J. Ramsey	3								
K. Benton	2								
Y. Black	2								
B. Echols	2								
D. Ekuale	1								
J. Porter Jr.	1								

SEPTEMBER 14, 2025
STEELERS VS. SEATTLE SEAHAWKS
L 31-17

TOP TACKLERS		SACKS		INTS		FORCED FUMBLES		RECOVERED FUMBLES	
PLAYER	NO.	PLAYER	NO.	PLAYER	NO.	PLAYER	NO.	PLAYER	NO.
P. Wilson	9	J. Sawyer	1.0	N. Herbig	1				
C. Clark	8	P. Wilson	1.0	J. Ramsey	1				
J. Thornhill	7								
P. Queen	6								
J. Ramsey	6								
C. Heyward	5								
J. Sawyer	5								
T. Watt	4								
Y. Black	3								
N. Herbig	3								
D. Slay	2								
K. Benton	1								
D. Ekuale	1								
A. Highsmith	1								
C. Holcomb	1								

SEPTEMBER 21, 2025
STEELERS @ NEW ENGLAND PATRIOTS
W 21-14

TOP TACKLERS		SACKS		INTS		FORCED FUMBLES		RECOVERED FUMBLES	
PLAYER	NO.	PLAYER	NO.	PLAYER	NO.	PLAYER	NO.	PLAYER	NO.
P. Queen	10	T. Watt	2.0	B. Echols	1	N. Herbig	1	J. Peppers	1
C. Clark	6	D. Harmon	1.0			C. Heyward	1	D. Slay	1
C. Heyward	6	N. Herbig	1.0			C. Holcomb	1	T. Watt	1
C. Holcomb	6	C. Heyward	1.0			T. Watt	1	P. Wilson	1
J. Peppers	6								
J. Thornhill	6								
P. Wilson	6								
B. Echols	5								
T. Watt	5								
D. Ekuale	3								
D. Slay	3								
Y. Black	2								
D. Harmon	2								
N. Herbig	2								
D. Leal	2								
J. Pierre	2								
K. Benton	1								
J. Ramsey	1								
J. Sawyer	1								

SEPTEMBER 28, 2025
STEELERS VS. MINNESOTA VIKINGS
W 24-21

TOP TACKLERS		SACKS		INTS		FORCED FUMBLES		RECOVERED FUMBLES	
PLAYER	NO.	PLAYER	NO.	PLAYER	NO.	PLAYER	NO.	PLAYER	NO.
P. Wilson	13	K. Benton	1.5	D. Elliott	1	C. Clark	1		
P. Queen	11	N. Herbig	1.5	T. Watt	1	D. Elliott	1		
D. Elliott	6	D. Elliott	1.0						
N. Herbig	5	P. Queen	1.0						
D. Slay	5	T. Watt	1.0						
T. Watt	5								
K. Benton	4								
J. Ramsey	4								
C. Clark	3								
B. Echols	3								
J. Thornhill	3								
D. Harmon	1								
C. Holcomb	1								
J. Pierre	1								
J. Sawyer	1								

OCTOBER 12, 2025
STEELERS VS. CLEVELAND BROWNS
W 23-9

TOP TACKLERS		SACKS		INTS		FORCED FUMBLES		RECOVERED FUMBLES	
PLAYER	NO.	PLAYER	NO.	PLAYER	NO.	PLAYER	NO.	PLAYER	NO.
D. Elliott	12	N. Herbig	2.0						
P. Queen	9	J. Ramsey	2.0						
J. Ramsey	6	D. Harmon	1.0						
J. Thornhill	6	A. Highsmith	0.5						
J. Porter Jr.	5	T. Watt	0.5						
T. Watt	5								
P. Wilson	5								
D. Harmon	4								
D. Slay	4								
A. Highsmith	3								
B. Echols	2								
N. Herbig	2								
C. Heyward	2								
C. Holcomb	2								
J. Pierre	2								
K. Benton	1								
D. Ekuale	1								
J. Peppers	1								

OCTOBER 16, 2025
STEELERS @ CINCINNATI BENGALS
L 33-31

TOP TACKLERS		SACKS		INTS		FORCED FUMBLES		RECOVERED FUMBLES	
PLAYER	NO.	PLAYER	NO.	PLAYER	NO.	PLAYER	NO.	PLAYER	NO.
D. Elliott	9	K. Benton	1.0						
C. Holcomb	7	C. Heyward	0.5						
J. Ramsey	6	T. Watt	0.5						
J. Porter Jr.	5								
P. Queen	4								
D. Slay	4								
J. Thornhill	4								
P. Wilson	4								
K. Benton	3								
B. Echols	3								
C. Heyward	3								
A. Highsmith	3								
C. Clark	2								
D. Harmon	2								
N. Herbig	2								
T. Watt	1								

OCTOBER 26, 2025
STEELERS VS. GREEN BAY PACKERS
L 35-25

TOP TACKLERS		SACKS		INTS		FORCED FUMBLES		RECOVERED FUMBLES	
PLAYER	NO.	PLAYER	NO.	PLAYER	NO.	PLAYER	NO.	PLAYER	NO.
P. Wilson	8					N. Herbig	1		
C. Heyward	7								
T. Watt	6								
C. Clark	5								
D. Elliott	5								
C. Holcomb	4								
J. Ramsey	4								
D. Slay	4								
B. Echols	3								
A. Highsmith	3								
J. Porter Jr.	3								
P. Queen	3								
K. Benton	2								
D. Harmon	2								
N. Herbig	2								
E. Otomewo	1								
J. Thornhill	1								

NOVEMBER 2, 2025
STEELERS VS. INDIANAPOLIS COLTS
W 27-20

TOP TACKLERS		SACKS		INTS		FORCED FUMBLES		RECOVERED FUMBLES	
PLAYER	NO.	PLAYER	NO.	PLAYER	NO.	PLAYER	NO.	PLAYER	NO.
P. Wilson	13	A. Highsmith	2.0	J. Porter Jr.	1	A. Highsmith	1	D. Harmon	1
J. Porter Jr.	8	K. Benton	1.0	J. Sawyer	1	P. Queen	1	T. Watt	1
K. Benton	5	J. Porter Jr.	1.0	P. Wilson	1	T. Watt	1		
B. Echols	5	T. Watt	1.0						
P. Queen	5								
J. Ramsey	5								
D. Slay	5								
K. Dugger	4								
C. Heyward	4								
A. Highsmith	4								
T. Watt	3								
D. Harmon	2								
M. Harrison	2								
N. Herbig	1								

DATE	OPPONENT	TT	SOLO	ASST	SACKS	SACK YDS	INTS	INT YDS	PD	DTD	DS	TFL	QBH	FF	FR
9/7	at N.Y. Jets	64	43	21	1	6.0	0	0.0	4	0	0	6	6	0	0
9/14	Seattle	62	41	21	2	17.0	2	43.0	6	0	0	6	8	0	0
9/21	at New England	75	45	30	5	18.0	1	0.0	5	0	0	6	8	4	4
9/28	Minnesota	66	42	24	6	48.0	2	9.0	8	0	0	10	14	2	0
10/12	Cleveland	72	32	40	6	38.0	0	0.0	8	0	0	6	17	0	0
10/16	at Cincinnati	62	38	24	2	14.0	0	0.0	6	0	0	3	6	0	0
10/26	Green Bay	63	35	28	0	0.0	0	0.0	1	0	0	1	5	1	0
11/2	Indianapolis	66	38	28	5	29.0	3	21.0	13	0	0	5	6	3	2
11/9	at L.A. Chargers	--	--	--	--	--	--	--	--	--	--	--	--	--	--
11/16	Cincinnati	--	--	--	--	--	--	--	--	--	--	--	--	--	--
11/23	at Chicago	--	--	--	--	--	--	--	--	--	--	--	--	--	--
11/30	Buffalo	--	--	--	--	--	--	--	--	--	--	--	--	--	--
12/7	at Baltimore	--	--	--	--	--	--	--	--	--	--	--	--	--	--
12/15	Miami	--	--	--	--	--	--	--	--	--	--	--	--	--	--
12/21	at Detroit	--	--	--	--	--	--	--	--	--	--	--	--	--	--
12/28	at Cleveland	--	--	--	--	--	--	--	--	--	--	--	--	--	--
1/4	Baltimore	--	--	--	--	--	--	--	--	--	--	--	--	--	--
	2025 TOTALS	**530**	**314**	**216**	**27**	**170.0**	**8**	**73.0**	**51**	**0**	**0**	**43**	**70**	**10**	**6**

AMERICAN FOOTBALL CONFERENCE

	OFFENSE			DEFENSE		
	TOTAL	RUSH	PASS	TOTAL	RUSH	PASS
Baltimore Ravens	9	3	13	14	11	14
Buffalo Bills	*1	*1	6	7	14	*1
Cincinnati Bengals	10	16	5	16	16	15
Cleveland Browns	15	12	14	2	6	4
Denver Broncos	6	4	8	3	5	5
Houston Texans	8	10	9	*1	4	3
Indianapolis Colts	2	5	*1	8	3	12
Jacksonville Jaguars	7	7	7	11	2	13
Kansas City Chiefs	4	8	3	5	7	6
Las Vegas Raiders	14	13	12	9	9	11
Los Angeles Chargers	3	6	2	4	10	2
Miami Dolphins	12	11	11	12	15	7
New England Patriots	5	9	4	6	*1	10
New York Jets	11	2	16	10	12	8
Pittsburgh Steelers	**13**	**14**	**10**	**15**	**8**	**16**
Tennessee Titans	16	15	15	13	13	9

NATIONAL FOOTBALL CONFERENCE

	OFFENSE			DEFENSE		
	TOTAL	RUSH	PASS	TOTAL	RUSH	PASS
Arizona Cardinals	12	11	11	11	6	12
Atlanta Falcons	8	7	9	*1	12	*1
Carolina Panthers	13	3	16	6	8	7
Chicago Bears	2	*1	6	13	14	14
Dallas Cowboys	*1	5	2	16	15	16
Detroit Lions	7	4	7	3	4	4
Green Bay Packers	4	8	5	2	2	3
Los Angeles Rams	3	9	*1	4	5	5
Minnesota Vikings	15	13	14	7	10	2
New Orleans Saints	16	16	12	10	13	6
New York Giants	11	6	10	15	16	13
Philadelphia Eagles	14	10	13	12	9	8
San Francisco 49ers	6	15	4	9	7	10
Seattle Seahawks	5	12	3	5	*1	9
Tampa Bay Buccaneers	10	14	8	8	3	11
Washington Commanders	9	2	15	14	11	15

NATIONAL FOOTBALL LEAGUE

	OFFENSE			DEFENSE		
	TOTAL	RUSH	PASS	TOTAL	RUSH	PASS
Arizona Cardinals	21	20	20	20 T	12	23
Atlanta Falcons	15	15	15	4	23	*1
Baltimore Ravens	20	6	28	27	21	28
Buffalo Bills	*1	*1	14	12	28	2
Carolina Panthers	22	5	30	13	18	15
Chicago Bears	4	2	10	26	25	25
Cincinnati Bengals	23	32	11	32	32	31
Cleveland Browns	31	28	29	2	9	5
Dallas Cowboys	3	13	2 T	31	29	30
Denver Broncos	13	7	17	3	8	6
Detroit Lions	11	9	12	8	10	12
Green Bay Packers	8	16	8	5	5	9
Houston Texans	19	21	18	*1	6	4
Indianapolis Colts	2	8	2 T	16	4	26
Jacksonville Jaguars	14	11	16	22	3	27
Kansas City Chiefs	6	12	7	7	13	7
Las Vegas Raiders	30	29	24	19	16	21
Los Angeles Chargers	5	10	6	6	17	3
Los Angeles Rams	7	18	*1	10	11	13
Miami Dolphins	27	25	23	24	30	10
Minnesota Vikings	26	23	26	14	20	8
New England Patriots	12	17	9	9	*1	19
New Orleans Saints	29	27	22	18	24	14
New York Giants	18	14	19	29	31	24
New York Jets	25	3	32	20 T	26	11
Philadelphia Eagles	24	19	25	23	19	17
Pittsburgh Steelers	**28**	**30**	**21**	**30**	**14**	**32**
San Francisco 49ers	10	26	5	17	15	20
Seattle Seahawks	9	22	4	11	2	18
Tampa Bay Buccaneers	17	24	13	15	7	22
Tennessee Titans	32	31	31	25	27	16
Washington Commanders	16	4	27	28	22	29

* = NFL leader | T = Tied for position

		NFL							
		OFFENSE				DEFENSE			
DATE	OPPONENT	TOTAL	RUSH	PASS	*POINTS SCORED	TOTAL	RUSH	PASS	*POINTS SCORED
09/07	at N.Y. Jets	21	29	11	3	T-27	29	T-20	28
09/14	Seattle	27	30	18	8	29	28	25	29
09/21	at New England	30	31	24	T-12	28	T-26	26	22
09/28	Minnesota	29	31	26	T-16	28	19	29	21
10/12	Cleveland	29	29	25	14	25	16	27	16
10/16	at Cincinnati	25	26	19	T-11	28	17	31	19
10/26	Green Bay	25	25	19	T-11	30	18	32	22
11/02	Indianapolis	28	30	21	T-12	30	14	32	21
11/09	@ L.A. Chargers	--	--	--	--	--	--	--	--
11/16	Cincinnati	--	--	--	--	--	--	--	--
11/23	@ Chicago	--	--	--	--	--	--	--	--
11/30	Buffalo	--	--	--	--	--	--	--	--
12/07	@ Baltimore	--	--	--	--	--	--	--	--
12/15	Miami	--	--	--	--	--	--	--	--
12/21	@ Detroit	--	--	--	--	--	--	--	--
12/28	@ Cleveland	--	--	--	--	--	--	--	--
01/04	Baltimore	--	--	--	--	--	--	--	--

*Points per game

		AFC							
		OFFENSE				DEFENSE			
DATE	OPPONENT	TOTAL	RUSH	PASS	*POINTS SCORED	TOTAL	RUSH	PASS	*POINTS SCORED
09/07	at N.Y. Jets	12	14	8	3	T-12	15	7	12
09/14	Seattle	13	14	10	5	15	14	12	14
09/21	at New England	14	15	11	4	15	12	14	11
09/28	Minnesota	14	15	13	T-6	14	9	14	9
10/12	Cleveland	14	14	11	6	13	8	13	8
10/16	at Cincinnati	10	11	8	5	14	9	16	10
10/26	Green Bay	11	12	9	6	15	10	16	10
11/02	Indianapolis	13	14	10	T-5	15	8	16	10
11/09	@ L.A. Chargers	--	--	--	--	--	--	--	--
11/16	Cincinnati	--	--	--	--	--	--	--	--
11/23	@ Chicago	--	--	--	--	--	--	--	--
11/30	Buffalo	--	--	--	--	--	--	--	--
12/07	@ Baltimore	--	--	--	--	--	--	--	--
12/15	Miami	--	--	--	--	--	--	--	--
12/21	@ Detroit	--	--	--	--	--	--	--	--
12/28	@ Cleveland	--	--	--	--	--	--	--	--
01/04	Baltimore	--	--	--	--	--	--	--	--

	09/07 @ NYJ	09/14 SEA	09/21 @ NE	09/28 MIN	10/12 CLE	10/16 @ CIN	10/26 GB	11/02 IND	11/09 @ LAC	11/16 CIN	11/23 @ CHI	11/30 BUF	12/07 @ BAL	12/15 MIA	12/21 @ DET	12/28 @ CLE	01/04 BAL	Totals
FIRST DOWNS																		
Total	19	13	17	19	19	19	16	17										**139**
Rushing	2	6	7	11	7	7	4	5										**49**
Passing	14	6	5	6	11	12	10	10										**74**
Penalty	3	1	5	2	1	0	2	2										**16**
THIRD DOWNS																		
Attempts	10	15	9	10	13	10	10	12										**89**
Converted	4	5	4	4	5	7	1	4										**34**
Percentage	40.0%	33.3%	44.4%	40.0%	38.5%	70.0%	10.0%	33.3%										**38.2%**
FOURTH DOWNS																		
Attempts	0	2	0	1	0	0	1	2										**6**
Converted	0	1	0	0	0	0	1	1										**3**
Percentage	0	50.0%	0	0.0%	0	0	100.0%	50.0%										**50.0%**
TOT. OFFENSE																		
Net Yards	271	267	203	313	335	396	295	225										**2,305**
Plays	54	59	49	53	58	54	57	61										**445**
Avg./Play	5.0	4.5	4.1	5.9	5.8	7.3	5.2	3.7										**5.2**
RUSHING																		
Net Yards	53	72	64	131	100	147	93	38										**698**
Rush. Att.	20	21	26	29	28	20	18	23										**185**
Avg./Att.	2.7	3.4	2.5	4.5	3.6	7.4	5.2	1.7										**3.8**
PASSING																		
Net Yards	218	195	139	182	235	249	202	187										**1,607**
Attempts	30	35	23	22	30	34	36	35										**245**
Completions	22	20	16	18	21	23	24	25										**169**
Intercepted	0	2	1	0	0	2	0	0										**5**
Gross Yards	244	215	139	200	235	249	219	203										**1,704**
Sacked	4.0	3.0	0.0	2.0	0.0	0.0	3.0	3.0										**15.0**
Yards Lost	26	20	0	18	0	0	17	16										**97**
ADVANCES																		
Rushes	20	21	26	29	28	20	18	23										**185**
Completions	22	20	16	18	21	23	24	25										**169**
Totals	42	41	42	47	49	43	42	48										**354**
Total Drives	11	12	10	11	9	10	11	13										**87**
PENALTIES																		
Number	4	2	8	5	10	7	6	8										**50**
Yards	26	15	59	35	59	59	65	46										**364**
FUMBLES																		
Number	2	0	1	1	1	0	1	1										**7**
Lost	0	0	0	0	0	0	1	1										**2**
PUNTING																		
Yards	190	221	169	146	84	84	194	252										**1,340**
Punts	4	4	4	3	2	2	4	5										**28**
Net Avg.	42.8	42.8	39.5	37.7	37.5	42.0	44.3	45.8										**42.1**
Gross Avg.	47.5	55.3	42.3	48.7	42.0	42.0	48.5	50.4										**47.9**
SCORING																		
Points	34	17	21	24	23	31	25	27										**202**
Q1	7	6	7	7	3	7	3	0										**40**
Q2	10	8	7	7	6	3	13	17										**71**
Q3	0	0	0	7	7	7	3	0										**24**
Q4	17	3	7	3	7	14	6	10										**67**
OT	0	0	0	0	0	0	0	0										**0**
TD Rushing	0	0	1	2	0	0	0	2										**5**
TD Passing	4	1	2	1	2	4	2	1										**17**
TD KO Returns	0	0	0	0	0	0	0	0										**0**
TD Punt Returns	0	0	0	0	0	0	0	0										**0**
TD Sp. Teams	0	0	0	0	0	0	0	0										**0**
TD Def. Returns	0	0	0	0	0	0	0	0										**0**
FG Attempts	2	3	0	2	4	1	4	2										**18**
FG Made	2	3	0	1	3	1	4	2										**16**
Safety	0	0	0	0	0	0	0	0										**0**
2-Pt Attempts	0	1	0	0	0	0	1	0										**2**
2-Pt Made	0	1	0	0	0	0	0	0										**1**
Time of Possession	25:17	28:43	26:40	26:26	31:52	25:28	28:12	28:05										**220:43**

	09/07 @ NYJ	09/14 SEA	09/21 @ NE	09/28 MIN	10/12 CLE	10/16 @ CIN	10/26 GB	11/02 IND	11/09 @ LAC	11/16 CIN	11/23 @ CHI	11/30 BUF	12/07 @ BAL	12/15 MIA	12/21 @ DET	12/28 @ CLE	01/04 BAL	Totals
FIRST DOWNS																		
Total	23	21	26	23	20	27	22	26										**188**
Rushing	13	8	10	6	6	8	5	6										**62**
Passing	9	13	13	15	10	16	16	17										**109**
Penalty	1	0	3	2	4	3	1	3										**17**
THIRD DOWNS																		
Attempts	14	14	13	14	17	14	12	14										**112**
Converted	7	6	6	4	6	7	5	6										**47**
Percentage	50.0%	42.9%	46.2%	28.6%	35.3%	50.0%	41.7%	42.9%										**42.0%**
FOURTH DOWNS																		
Attempts	2	2	5	3	4	1	1	5										**23**
Converted	1	1	4	2	2	1	1	5										**17**
Percentage	50.0%	50.0%	80.0%	66.7%	50.0%	100.0%	100.0%	100.0%										**73.9%**
TOT. OFFENSE																		
Net Yards	394	395	369	372	248	470	454	368										**3,070**
Plays	62	64	71	72	75	72	63	74										**553**
Avg./Play	6.4	6.2	5.2	5.2	3.3	6.5	7.2	5.0										**5.6**
RUSHING																		
Net Yards	182	117	119	70	65	142	94	55										**844**
Rush. Att.	39	29	29	20	17	23	26	19										**202**
Avg./Att.	4.7	4.0	4.1	3.5	3.8	6.2	3.6	2.9										**4.2**
PASSING																		
Net Yards	212	278	250	302	183	328	360	313										**2,226**
Attempts	22	33	37	46	52	47	37	50										**324**
Completions	16	22	28	30	29	31	29	31										**216**
Intercepted	0	2	1	2	0	0	0	3										**8**
Gross Yards	218	295	268	350	221	342	360	342										**2,396**
Sacked	1.0	2.0	5.0	6.0	6.0	2.0	0.0	5.0										**27.0**
Yards Lost	6	17	18	48	38	14	0	29										**170**
ADVANCES																		
Rushes	39	29	29	20	17	23	26	19										**202**
Completions	16	22	28	30	29	31	29	31										**216**
Totals	55	51	57	50	46	54	55	50										**418**
Total Drives	11	12	9	10	9	10	12	11										**84**
PENALTIES																		
Number	7	2	7	8	6	4	5	5										**44**
Yards	74	10	54	82	44	35	47	53										**399**
FUMBLES																		
Number	1	0	4	2	0	0	2	4										**13**
Lost	1	0	4	0	0	0	0	3										**8**
PUNTING																		
Yards	94	175	59	136	198	135	152	110										**1,059**
Punts	2	4	1	3	4	3	3	2										**22**
Net Avg.	47.0	38.8	39.0	42.3	42.0	36.0	43.7	43.5										**41.3**
Gross Avg.	47.0	43.8	59.0	45.3	49.5	45.0	50.7	55.0										**48.1**
SCORING																		
Points	32	31	14	21	9	33	35	20										**195**
Q1	9	7	0	3	0	0	7	7										**33**
Q2	10	0	7	3	3	17	0	0										**40**
Q3	7	7	0	0	3	3	7	0										**27**
Q4	6	17	7	15	3	13	21	13										**95**
OT	0	0	0	0	0	0	0	0										**0**
TD Rushing	3	1	0	0	0	0	1	1										**6**
TD Passing	1	2	2	2	0	3	3	1										**14**
TD KO Returns	0	0	0	0	0	0	0	0										**0**
TD Punt Returns	0	0	0	0	0	0	0	0										**0**
TD Sp. Teams	0	0	0	0	0	0	0	0										**0**
TD Def. Returns	0	0	0	0	0	0	0	0										**0**
FG Attempts	2	2	0	2	3	4	4	2										**19**
FG Made	2	1	0	2	3	4	2	2										**16**
Safety	0	0	0	0	0	0	0	0										**0**
2-Pt Attempts	2	0	0	1	0	0	1	0										**4**
2-Pt Made	0	0	0	1	0	0	1	0										**2**
Time of Possession	34:43	31:17	33:20	33:34	28:08	34:32	31:48	31:55										**259:17**

2025 REGULAR SEASON - DEFENSIVE TAKEAWAYS						
DATE	OPPONENT	TAKEAWAY	QTR.	SCORE	YD-LINE	RESULT
09/07	at N.Y. Jets	None				
09/14	Seattle	J. Ramsey INT (S. Darnold)	1	3-7	SEA-46	FG
		N. Herbig INT (S. Darnold)	2	6-7	PIT-38	TD
09/21	at New England	D. Slay FR (C. Holcomb FF)	1	0-0	NE-48	TD
		B. Echols INT (D. Maye: touchback)	2	14-7	PIT-(-7)	End of Half
		P. Wilson FR (C. Heyward FF: touchback)	3	14-7	PIT-(-1)	Punt
		J. Peppers FR (T. Watt FF)	3	14-7	PIT-43	Punt
		T. Watt FR (N. Herbig FF)	4	14-14	PIT-38	TD
09/28	Minnesota	D. Elliott INT (C. Wentz)	2	14-3	PIT-36	Blocked FG
		T. Watt INT (C. Wentz)	3	14-6	MIN-48	TD
10/12	Cleveland	None				
10/16	at Cincinnati	None				
10/26	Green Bay	None				
11/02	Indianapolis	T. Watt FR (T. Watt FF)	2	0-7	PIT-44	TD
		P. Wilson INT (D. Jones)	2	7-7	IND-31	TD
		J. Sawyer INT (D. Jones)	3	17-7	PIT-40	TD
		D. Harmon FR (A. Highsmith FF)	4	24-10	IND-34	FG
		J. Porter Jr. INT (D. Jones)	4	27-17	PIT-39	Punt
11/09		--	--	--	--	--
11/16		--	--	--	--	--
11/23		--	--	--	--	--
11/30		--	--	--	--	--
12/07		--	--	--	--	--
12/15		--	--	--	--	--
12/21		--	--	--	--	--
12/28		--	--	--	--	--
01/04		--	--	--	--	--

2025 REGULAR SEASON - OFFENSIVE GIVEAWAYS						
DATE	OPPONENT	TAKEAWAY	QTR.	SCORE	YD-LINE	RESULT
09/07	at N.Y. Jets	None				
09/14	Seattle	A. Rodgers INT (D. Kendrick: touchback)	3	14-14	SEA-(-7)	Punt
		A. Rodgers INT (C. Bryant)	4	17-25	SEA-18	Punt
09/21	at New England	A. Rodgers INT (R. Spillane)	3	14-7	PIT-48	Fumble
09/28	Minnesota	None				
10/12	Cleveland	None				
10/16	at Cincinnati	A. Rodgers INT (J. Battle)	2	10-7	CIN-21	TD
		A. Rodgers INT (D. Turner II)	2	10-14	CIN-30	FG
10/26	Green Bay	K. Gainwell fumble (E. Cooper FF; J. Bullard FR)	4	19-32	PIT-26	FG
11/02	Indianapolis	R. Wilson fumble (K. Moore II FF; C. Bynum FR)	4	27-17	IND-24	INT
11/09		--	--	--	--	--
11/16		--	--	--	--	--
11/23		--	--	--	--	--
11/30		--	--	--	--	--
12/07		--	--	--	--	--
12/15		--	--	--	--	--
12/21		--	--	--	--	--
12/28		--	--	--	--	--
01/04		--	--	--	--	--

2025 REGULAR SEASON - SPECIAL TEAMS/MISC TAKEAWAYS						
DATE	OPPONENT	TAKEAWAY	QTR.	SCORE	YD-LINE	RESULT
09/07	at N.Y. Jets	B. Skowronek FR (K. Gainwell FF)	4	24-26	NYJ-22	TD
11/02	Indianapolis	B. Echols FR (J. Downs fumble)	1	0-7	IND-11	Downs

2025 REGULAR SEASON - TURNOVERS		
Offense:	7 Giveaways 13 Points (1 TD, 2 FG)	**Ratio** +9 (16 takes, 7 gives)
Defense:	14 Takeaways 56 Points (7 TD, 2 FG)	
Special Teams:	0 Giveaways 0 Points (0 TD, 0 FG)	**Points Off Turnovers Ratio** +50 (63 scored, 13 allowed)
	2 Takeaways 7 Points (1 TD, 0 FG)	

		FORCED TURNOVERS			TURNOVERS CONVERTED					OUTCOME	
DATE	OPPONENT	FUM	INTS	TOTAL	TD	FG	PTS.	PTS. PCT.	TD PCT.	NET DIFF.	RESULT
09/07	Pittsburgh	1	0	1	1	0	7	100.0	100.0	+1	W
	at N.Y. Jets	0	0	0	0	0	0	0.0	0.0	-1	L
09/14	Pittsburgh	0	2	2	1	1	11	100.0	50.0	0	L
	Seattle	0	2	2	0	0	0	0.0	0.0	0	W
09/21	Pittsburgh	4	1	5	2	0	14	40.0	100.0	+4	W
	at New England	0	1	1	0	0	0	0.0	0.0	-4	L
09/28	Pittsburgh	0	2	2	1	0	7	50.0	100.0	+2	W
	Minnesota	0	0	0	0	0	0	0.0	0.0	-2	L
10/12	Pittsburgh	0	0	0	0	0	0	0.0	0.0	0	W
	Cleveland	0	0	0	0	0	0	0.0	0.0	0	L
10/16	Pittsburgh	0	0	0	0	0	0	0.0	0.0	-2	L
	at Cincinnati	0	2	2	1	1	10	100.0	50.0	+2	W
10/26	Pittsburgh	0	0	0	0	0	0	0.0	0.0	-1	L
	Green Bay	1	0	1	0	1	3	100.0	0.0	+1	W
11/02	Pittsburgh	3	3	6	3	1	24	66.7	75.0	+5	W
	Indianapolis	1	0	1	0	0	0	0.0	0.0	-5	L
11/09		--	--	--	--	--	--	--	--	--	--
11/16		--	--	--	--	--	--	--	--	--	--
11/23		--	--	--	--	--	--	--	--	--	--
11/30		--	--	--	--	--	--	--	--	--	--
12/07		--	--	--	--	--	--	--	--	--	--
12/15		--	--	--	--	--	--	--	--	--	--
12/21		--	--	--	--	--	--	--	--	--	--
12/28		--	--	--	--	--	--	--	--	--	--
01/04		--	--	--	--	--	--	--	--	--	--
	STEELERS	**8**	**8**	**16**	**8**	**2**	**63**	**62.5**	**50.0**	**+9**	**5-3**
	OPPONENTS	**2**	**5**	**7**	**1**	**2**	**13**	**42.9**	**14.3**	**-9**	**3-5**

PASSING:		AARON RODGERS												
DATE	OPP.	ATT	CMP	YDS	CMP%	Y/A	Y/C	TD	TD%	INT	INT%	LG	SK/YD	RATE
09/07	at N.Y. Jets	30	22	244	73.3%	8.1	11.1	4	13.3%	0	0.0%	31	4/26	136.7
09/14	Seattle	33	18	203	54.5%	6.2	11.3	1	3.0%	2	6.1%	65	3/20	58.0
09/21	at New England	23	16	139	69.6%	6.0	8.7	2	8.7%	1	4.3%	21	0/0	96.1
09/28	Minnesota	22	18	200	81.8%	9.1	11.1	1	4.5%	0	0.0%	80t	2/18	119.7
10/12	Cleveland	30	21	235	70.0%	7.8	11.2	2	6.7%	0	0.0%	36	0/0	115.3
10/16	at Cincinnati	34	23	249	67.6%	7.3	10.8	4	11.8%	2	5.9%	68t	0/0	103.7
10/26	Green Bay	36	24	219	66.7%	6.1	9.1	2	5.6%	0	0.0%	45	3/17	101.5
11/02	Indianapolis	35	25	203	71.4%	5.8	8.1	1	2.9%	0	0.0%	18	3/16	95.3
11/09	at L.A. Chargers													
11/16	Cincinnati													
11/23	at Chicago													
11/30	Buffalo													
12/07	at Baltimore													
12/15	Miami													
12/21	at Detroit													
12/28	at Cleveland													
01/04	Baltimore													
TOTALS		**243**	**167**	**1,692**	**68.7%**	**7.0**	**10.1**	**17**	**7.0%**	**5**	**2.1%**	**80T**	**15/97**	**103.1**

PASSING:		MASON RUDOLPH												
DATE	OPP.	ATT	CMP	YDS	CMP%	Y/A	Y/C	TD	TD%	INT	INT%	LG	SK/YD	RATE
09/07	at N.Y. Jets	*DID NOT PLAY (NON-INJURY)*												
09/14	Seattle	2	2	12	100.0%	6.0	6.0	0	0.0%	0	0.0%	6	0/0	91.7
09/21	at New England	*DID NOT PLAY (NON-INJURY)*												
09/28	Minnesota	*DID NOT PLAY (NON-INJURY)*												
10/12	Cleveland	0	0	0	0.0%	0.0	0.0	0	0.0%	0	0.0%	0	0/0	0.0
10/16	at Cincinnati	*DID NOT PLAY (NON-INJURY)*												
10/26	Green Bay	*DID NOT PLAY (NON-INJURY)*												
11/02	Indianapolis	*DID NOT PLAY (NON-INJURY)*												
11/09	at L.A. Chargers													
11/16	Cincinnati													
11/23	at Chicago													
11/30	Buffalo													
12/07	at Baltimore													
12/15	Miami													
12/21	at Detroit													
12/28	at Cleveland													
01/04	Baltimore													
TOTALS		**2**	**2**	**12**	**100.0%**	**6.0**	**6.0**	**0**	**0.0%**	**0**	**0.0%**	**6**	**0/0**	**91.7**

RUSHING:		KENNETH GAINWELL					CONNOR HEYWARD					KALEB JOHNSON				
DATE	OPP.	NO.	YDS	AVG	LG	TD	NO.	YDS	AVG	LG	TD	NO.	YDS	AVG	LG	TD
09/07	at N.Y. Jets	7	19	2.7	6	0	0	0	0.0	--	0	1	-2	-2.0	-2	0
09/14	Seattle	5	20	4.0	13	0	0	0	0.0	--	0	1	1	1.0	1	0
09/21	at New England	4	16	4.0	13	1	0	0	0.0	--	0	*DID NOT PLAY (NON-INJURY)*				
09/28	Minnesota	19	99	5.2	15	2	1	2	2.0	2	0	6	22	3.7	9	0
10/12	Cleveland	6	22	3.7	10	0	0	0	0.0	--	0	6	15	2.5	9	0
10/16	at Cincinnati	3	14	4.7	11	0	0	0	0.0	--	0	*DID NOT PLAY (NON-INJURY)*				
10/26	Green Bay	5	31	6.2	14	0	0	0	0.0	--	0	*DID NOT PLAY (NON-INJURY)*				
11/02	Indianapolis	3	-1	-0.3	5	0	1	4	4.0	4	0	1	4	4.0	4	0
11/09	at L.A. Chargers															
11/16	Cincinnati															
11/23	at Chicago															
11/30	Buffalo															
12/07	at Baltimore															
12/15	Miami															
12/21	at Detroit															
12/28	at Cleveland															
01/04	Baltimore															
TOTALS		**52**	**220**	**4.2**	**15**	**3**	**2**	**6**	**3.0**	**4**	**0**	**15**	**40**	**2.7**	**9**	**0**

RUSHING:		AARON RODGERS					JAYLEN WARREN				
DATE	OPP.	NO.	YDS	AVG	LG	TD	NO.	YDS	AVG	LG	TD
09/07	at N.Y. Jets	1	-1	-1.0	-1	0	11	37	3.4	9	0
09/14	Seattle	1	3	3.0	3	0	14	48	3.4	9	0
09/21	at New England	4	1	0.3	3	0	18	47	2.6	11	0
09/28	Minnesota	3	8	2.7	10	0	*ON INACTIVE LIST*				
10/12	Cleveland	1	1	1.0	1	0	11	52	4.7	11	0
10/16	at Cincinnati	1	6	6.0	6	0	16	127	7.9	37	0
10/26	Green Bay	0	0	0.0	--	0	13	62	4.8	17	0
11/02	Indianapolis	2	0	0.0	1	0	16	31	1.9	8	2
11/09	at L.A. Chargers										
11/16	Cincinnati										
11/23	at Chicago										
11/30	Buffalo										
12/07	at Baltimore										
12/15	Miami										
12/21	at Detroit										
12/28	at Cleveland										
01/04	Baltimore										
TOTALS		**13**	**18**	**1.4**	**10**	**0**	**99**	**404**	**4.1**	**37**	**2**

RECEIVING:		SPENCER ANDERSON					CALVIN AUSTIN III					PAT FREIERMUTH				
DATE	OPP.	NO.	YDS	AVG	LG	TD	NO.	YDS	AVG	LG	TD	NO.	YDS	AVG	LG	TD
09/07	at N.Y. Jets	0	0	0.0	--	0	4	70	17.5	30	1	3	28	9.3	11	0
09/14	Seattle	0	0	0.0	--	0	1	22	22.0	22	0	3	31	10.3	20	0
09/21	at New England	0	0	0.0	--	0	3	34	11.3	17t	1	1	6	6.0	6	0
09/28	Minnesota	0	0	0.0	--	0	2	13	6.5	8	0	0	0	0.0	--	0
10/12	Cleveland	0	0	0.0	--	0	*ON INACTIVE LIST*					1	11	11.0	11	0
10/16	at Cincinnati	0	0	0.0	--	0	*INACTIVE*					5	111	22.2	68t	2
10/26	Green Bay	1	4	4.0	4	0	4	28	7.0	13	0	3	13	4.3	6	0
11/02	Indianapolis	0	0	0.0	--	0	5	56	11.2	18	0	3	27	9.0	12t	1
11/09	at L.A. Chargers															
11/16	Cincinnati															
11/23	at Chicago															
11/30	Buffalo															
12/07	at Baltimore															
12/15	Miami															
12/21	at Detroit															
12/28	at Cleveland															
01/04	Baltimore															
TOTALS		1	4	4.0	4	0	19	223	11.7	30	2	19	227	11.9	68T	3

RECEIVING:		KENNETH GAINWELL					CONNOR HEYWARD					KALEB JOHNSON				
DATE	OPP.	NO.	YDS	AVG	LG	TD	NO.	YDS	AVG	LG	TD	NO.	YDS	AVG	LG	TD
09/07	at N.Y. Jets	3	4	1.3	5	0	0	0	0.0	--	0	0	0	0.0	--	0
09/14	Seattle	3	16	5.3	6	0	1	6	6.0	6	0	0	0	0.0	--	0
09/21	at New England	1	10	10.0	10	0	0	0	0.0	--	0	*DID NOT PLAY (NON-INJURY)*				
09/28	Minnesota	6	35	5.8	8	0	0	0	0.0	--	0	0	0	0.0	--	0
10/12	Cleveland	6	14	2.3	6	0	1	12	12.0	12t	1	0	0	0.0	--	0
10/16	at Cincinnati	2	1	0.5	4	0	0	0	0.0	--	0	*DID NOT PLAY (NON-INJURY)*				
10/26	Green Bay	2	4	2.0	3	0	0	0	0.0	--	0	*DID NOT PLAY (NON-INJURY)*				
11/02	Indianapolis	4	35	8.8	16	0	0	0	0.0	--	0	1	9	9.0	9	0
11/09	at L.A. Chargers															
11/16	Cincinnati															
11/23	at Chicago															
11/30	Buffalo															
12/07	at Baltimore															
12/15	Miami															
12/21	at Detroit															
12/28	at Cleveland															
01/04	Baltimore															
TOTALS		27	119	4.4	16	0	2	18	9.0	12T	1	1	9	9.0	9	0

RECEIVING:		DK METCALF					SCOTTY MILLER					BEN SKOWRONEK				
DATE	OPP.	NO.	YDS	AVG	LG	TD	NO.	YDS	AVG	LG	TD	NO.	YDS	AVG	LG	TD
09/07	at N.Y. Jets	4	83	20.8	31	0	0	0	0.0	--	0	1	22	22.0	22t	1
09/14	Seattle	3	20	6.7	9	1	0	0	0.0	--	0	0	0	0.0	--	0
09/21	at New England	3	32	10.7	15	1	0	0	0.0	--	0	0	0	0.0	--	0
09/28	Minnesota	5	126	25.2	80t	1	0	0	0.0	--	0	0	0	0.0	--	0
10/12	Cleveland	4	95	23.8	25t	1	0	0	0.0	--	0	0	0	0.0	--	0
10/16	at Cincinnati	3	50	16.7	39	0	1	9	9.0	9	0	0	0	0.0	--	0
10/26	Green Bay	5	55	11.0	24	1	*ON INACTIVE LIST*					1	13	13.0	13	0
11/02	Indianapolis	2	6	3.0	6	0	*ON INACTIVE LIST*					0	0	0.0	--	0
11/09	at L.A. Chargers															
11/16	Cincinnati															
11/23	at Chicago															
11/30	Buffalo															
12/07	at Baltimore															
12/15	Miami															
12/21	at Detroit															
12/28	at Cleveland															
01/04	Baltimore															
TOTALS		29	467	16.1	80T	5	1	9	9.0	9	0	2	35	17.5	22T	1

RECEIVING:		JAYLEN WARREN					DARNELL WASHINGTON					ROMAN WILSON				
DATE	OPP.	NO.	YDS	AVG	LG	TD	NO.	YDS	AVG	LG	TD	NO.	YDS	AVG	LG	TD
09/07	at N.Y. Jets	2	22	11.0	17	1	0	0	0.0	--	0	0	0	0.0	--	0
09/14	Seattle	4	86	21.5	65	0	0	0	0.0	--	0	1	7	7.0	7	0
09/21	at New England	5	34	6.8	15	0	0	0	0.0	--	0	0	0	0.0	--	0
09/28	Minnesota	*ON INACTIVE LIST*					3	20	6.7	8	0	0	0	0.0	--	0
10/12	Cleveland	2	11	5.5	6	0	3	62	20.7	36	0	1	12	12.0	12	0
10/16	at Cincinnati	4	31	7.8	15	0	3	2	0.7	8	1	2	17	8.5	13	0
10/26	Green Bay	2	11	5.5	11	0	0	0	0.0	--	0	4	74	18.5	45	1
11/02	Indianapolis	2	-2	-1.0	--	0	4	43	10.8	13	0	1	4	4.0	4	0
11/09	at L.A. Chargers															
11/16	Cincinnati															
11/23	at Chicago															
11/30	Buffalo															
12/07	at Baltimore															
12/15	Miami															
12/21	at Detroit															
12/28	at Cleveland															
01/04	Baltimore															
TOTALS		21	193	9.2	65	1	13	127	9.8	36	1	9	114	12.7	45	1

	KEEANU BENTON												YAHYA BLACK												CHUCK CLARK											
DATE OPP.	S	A	TK	TFL	TFLY	SK	SKY	INT	FR	FF	PR	PD	S	A	TK	TFL	TFLY	SK	SKY	INT	FR	FF	PR	PD	S	A	TK	TFL	TFLY	SK	SKY	INT	FR	FF	PR	PD
09/07 at N.Y. Jets	1	1	2	0	0	0.0	0.0	0	0	0	0	0	0	2	2	0	0	0.0	0.0	0	0	0	0	0	4	1	5	1	2	0.0	0.0	0	0	0	0	0
09/14 Seattle	0	1	1	0	0	0.0	0.0	0	0	0	1	0	2	1	3	0	0	0.0	0.0	0	0	0	0	0	6	2	8	0	0	0.0	0.0	0	0	0	1	0
09/21 at New England	1	0	1	0	0	0.0	0.0	0	0	0	0	0	0	2	2	0	0	0.0	0.0	0	0	0	0	0	3	3	6	0	0	0.0	0.0	0	0	0	0	0
09/28 Minnesota	1	3	4	1	10	1.5	14.0	0	0	0	3	0	0	0	0	0	0	0.0	0.0	0	0	0	0	0	3	0	3	0	0	0.0	0.0	0	0	1	0	0
10/12 Cleveland	0	1	1	0	0	0.0	0.0	0	0	0	0	0	0	0	0	0	0	0.0	0.0	0	0	0	0	0	ON INACTIVE LIST											
10/16 at Cincinnati	3	0	3	1	6	1.0	6.0	0	0	0	1	0	0	0	0	0	0	0.0	0.0	0	0	0	0	0	2	0	2	1	6	0.0	0.0	0	0	0	0	1
10/26 Green Bay	2	0	2	0	0	0.0	0.0	0	0	0	0	0	0	0	0	0	0	0.0	0.0	0	0	0	1	0	3	2	5	0	0	0.0	0.0	0	0	0	0	0
11/02 Indianapolis	2	3	5	1	6	1.0	6.0	0	0	0	2	0	0	0	0	0	0	0.0	0.0	0	0	0	0	0	ON INACTIVE LIST											
11/09 at L.A. Chargers																																				
11/16 Cincinnati																																				
11/23 at Chicago																																				
11/30 Buffalo																																				
12/07 at Baltimore																																				
12/15 Miami																																				
12/21 at Detroit																																				
12/28 at Cleveland																																				
01/04 Baltimore																																				
TOTALS	10	9	19	3	22	3.5	26.0	0	0	0	7	0	2	5	7	0	0	0.0	0.0	0	0	0	1	0	21	8	29	2	8	0.0	0.0	0	0	1	1	1

	BRANDIN ECHOLS												DANIEL EKUALE												DESHON ELLIOTT											
DATE OPP.	S	A	TK	TFL	TFLY	SK	SKY	INT	FR	FF	PR	PD	S	A	TK	TFL	TFLY	SK	SKY	INT	FR	FF	PR	PD	S	A	TK	TFL	TFLY	SK	SKY	INT	FR	FF	PR	PD
09/07 at N.Y. Jets	2	0	2	0	0	0.0	0.0	0	0	0	0	0	1	0	1	0	0	0.0	0.0	0	0	0	0	0	5	1	6	0	0	0.0	0.0	0	0	0	0	0
09/14 Seattle	0	0	0	0	0	0.0	0.0	0	0	0	0	0	0	1	1	0	0	0.0	0.0	0	0	0	0	1	ON INACTIVE LIST											
09/21 at New England	4	1	5	1	1	0.0	0.0	1	0	0	0	1	2	1	3	0	0	0.0	0.0	0	0	0	0	0	ON INACTIVE LIST											
09/28 Minnesota	3	0	3	0	0	0.0	0.0	0	0	0	0	0	0	0	0	0	0	0.0	0.0	0	0	0	0	0	4	2	6	1	1	1.0	8.0	1	0	1	2	2
10/12 Cleveland	2	0	2	0	0	0.0	0.0	0	0	0	0	0	1	0	1	0	0	0.0	0.0	0	0	0	1	0	4	8	12	0	0	0.0	0.0	0	0	0	0	0
10/16 at Cincinnati	2	1	3	0	0	0.0	0.0	0	0	0	0	1	0	0	0	0	0	0.0	0.0	0	0	0	0	0	6	3	9	0	0	0.0	0.0	0	0	0	1	0
10/26 Green Bay	3	0	3	0	0	0.0	0.0	0	0	0	0	0	0	0	0	0	0	0.0	0.0	0	0	0	0	0	1	4	5	0	0	0.0	0.0	0	0	0	0	0
11/02 Indianapolis	3	2	5	0	0	0.0	0.0	0	0	0	1	1	INJURED RESERVE												INJURED RESERVE											
11/09 at L.A. Chargers																																				
11/16 Cincinnati																																				
11/23 at Chicago																																				
11/30 Buffalo																																				
12/07 at Baltimore																																				
12/15 Miami																																				
12/21 at Detroit																																				
12/28 at Cleveland																																				
01/04 Baltimore																																				
TOTALS	19	4	23	1	1	0.0	0.0	1	0	0	1	3	4	2	6	0	0	0.0	0.0	0	0	0	1	1	20	18	38	1	1	1.0	8.0	1	0	1	3	2

	DERRICK HARMON												MALIK HARRISON												NICK HERBIG											
DATE OPP.	S	A	TK	TFL	TFLY	SK	SKY	INT	FR	FF	PR	PD	S	A	TK	TFL	TFLY	SK	SKY	INT	FR	FF	PR	PD	S	A	TK	TFL	TFLY	SK	SKY	INT	FR	FF	PR	PD
09/07 at N.Y. Jets	ON INACTIVE LIST												0	0	0	0	0	0.0	0.0	0	0	0	0	0	ON INACTIVE LIST											
09/14 Seattle	ON INACTIVE LIST												INJURED RESERVE												2	1	3	2	8	0.0	0.0	1	0	0	1	1
09/21 at New England	2	0	2	1	4	1.0	4.0	0	0	0	1	0	INJURED RESERVE												1	1	2	1	4	1.0	4.0	0	0	1	4	0
09/28 Minnesota	0	1	1	0	0	0.0	0.0	0	0	0	1	1	INJURED RESERVE												3	2	5	1	9	1.5	13.0	0	0	0	3	0
10/12 Cleveland	1	3	4	0	0	1.0	5.0	0	0	0	2	0	INJURED RESERVE												2	0	2	2	17	2.0	17.0	0	0	0	4	1
10/16 at Cincinnati	0	2	2	0	0	0.0	0.0	0	0	0	0	0	INJURED RESERVE - DESIGNATED FOR RETURN												1	1	2	0	0	0.0	0.0	0	0	0	1	0
10/26 Green Bay	0	2	2	0	0	0.0	0.0	0	0	0	0	0	INJURED RESERVE - DESIGNATED FOR RETURN												2	0	2	0	0	0.0	0.0	0	0	1	1	0
11/02 Indianapolis	2	0	2	0	0	0.0	0.0	0	1	0	0	0	1	1	2	0	0	0.0	0.0	0	0	0	0	0	1	0	1	0	0	0.0	0.0	0	0	0	0	0
11/09 at L.A. Chargers																																				
11/16 Cincinnati																																				
11/23 at Chicago																																				
11/30 Buffalo																																				
12/07 at Baltimore																																				
12/15 Miami																																				
12/21 at Detroit																																				
12/28 at Cleveland																																				
01/04 Baltimore																																				
TOTALS	5	8	13	1	4	2.0	9.0	0	1	0	4	1	1	1	2	0	0	0.0	0.0	0	0	0	0	0	12	5	17	6	38	4.5	34.0	1	0	2	14	2

	CAMERON HEYWARD												ALEX HIGHSMITH												COLE HOLCOMB											
DATE OPP.	S	A	TK	TFL	TFLY	SK	SKY	INT	FR	FF	PR	PD	S	A	TK	TFL	TFLY	SK	SKY	INT	FR	FF	PR	PD	S	A	TK	TFL	TFLY	SK	SKY	INT	FR	FF	PR	PD
09/07 at N.Y. Jets	3	0	3	1	2	0.0	0.0	0	0	0	0	1	5	3	8	1	6	1.0	6.0	0	0	0	3	0	0	0	0	0	0	0.0	0.0	0	0	0	0	0
09/14 Seattle	2	3	5	0	0	0.0	0.0	0	0	0	0	1	1	0	1	0	0	0.0	0.0	0	0	0	0	0	1	0	1	0	0	0.0	0.0	0	0	0	0	0
09/21 at New England	3	3	6	0	0	1.0	0.0	0	0	1	1	1	ON INACTIVE LIST												5	1	6	0	0	0.0	0.0	0	0	1	0	0
09/28 Minnesota	0	0	0	0	0	0.0	0.0	0	0	0	1	0	ON INACTIVE LIST												1	0	1	0	0	0.0	0.0	0	0	0	0	0
10/12 Cleveland	1	1	2	0	0	0.0	0.0	0	0	0	1	0	1	2	3	0	0	0.5	2.0	0	0	0	2	0	1	1	2	0	0	0.0	0.0	0	0	0	0	0
10/16 at Cincinnati	2	1	3	1	2	0.5	4.0	0	0	0	1	0	1	2	3	0	0	0.0	0.0	0	0	0	0	0	4	3	7	0	0	0.0	0.0	0	0	0	0	0
10/26 Green Bay	4	3	7	0	0	0.0	0.0	0	0	0	0	0	2	1	3	0	0	0.0	0.0	0	0	0	1	0	3	1	4	0	0	0.0	0.0	0	0	0	0	0
11/02 Indianapolis	0	4	4	0	0	0.0	0.0	0	0	0	1	2	3	1	4	3	18	2.0	17.0	0	0	1	1	1	ON INACTIVE LIST											
11/09 at L.A. Chargers																																				
11/16 Cincinnati																																				
11/23 at Chicago																																				
11/30 Buffalo																																				
12/07 at Baltimore																																				
12/15 Miami																																				
12/21 at Detroit																																				
12/28 at Cleveland																																				
01/04 Baltimore																																				
TOTALS	15	15	30	2	4	1.5	4.0	0	0	1	5	5	13	9	22	4	24	3.5	25.0	0	0	1	7	1	15	6	21	0	0	0.0	0.0	0	0	1	0	0

	DEMARVIN LEAL												ESEZI OTOMEWO												JABRILL PEPPERS											
DATE OPP.	S	A	TK	TFL	TFLY	SK	SKY	INT	FR	FF	PR	PD	S	A	TK	TFL	TFLY	SK	SKY	INT	FR	FF	PR	PD	S	A	TK	TFL	TFLY	SK	SKY	INT	FR	FF	PR	PD
09/07 at N.Y. Jets	PRACTICE SQUAD												ON INACTIVE LIST												Patriots											
09/14 Seattle	PRACTICE SQUAD												ON INACTIVE LIST												0	0	0	0	0	0.0	0.0	0	0	0	0	0
09/21 at New England	1	1	2	0	0	0.0	0.0	0	0	0	0	0	ON INACTIVE LIST												2	4	6	0	0	0.0	0.0	0	1	0	0	0
09/28 Minnesota	0	0	0	0	0	0.0	0.0	0	0	0	0	0	ON INACTIVE LIST												0	0	0	0	0	0.0	0.0	0	0	0	0	0
10/12 Cleveland	ON INACTIVE LIST												0	0	0	0	0	0.0	0.0	0	0	0	0	0	1	0	1	0	0	0.0	0.0	0	0	0	0	0
10/16 at Cincinnati	INACTIVE												DID NOT PLAY (NON-INJURY)												0	0	0	0	0	0.0	0.0	0	0	0	0	0
10/26 Green Bay	ON INACTIVE LIST												0	1	1	0	0	0.0	0.0	0	0	0	0	0	0	0	0	0	0	0.0	0.0	0	0	0	0	0
11/02 Indianapolis	0	0	0	0	0	0.0	0.0	0	0	0	0	0	0	0	0	0	0	0.0	0.0	0	0	0	0	0	ON INACTIVE LIST											
11/09 at L.A. Chargers																																				
11/16 Cincinnati																																				
11/23 at Chicago																																				
11/30 Buffalo																																				
12/07 at Baltimore																																				
12/15 Miami																																				
12/21 at Detroit																																				
12/28 at Cleveland																																				
01/04 Baltimore																																				
TOTALS	1	1	2	0	0	0.0	0.0	0	0	0	0	0	0	1	1	0	0	0.0	0.0	0	0	0	0	0	3	4	7	0	0	0.0	0.0	0	1	0	0	0

	JAMES PIERRE												JOEY PORTER JR.												PATRICK QUEEN											
DATE OPP.	S	A	TK	TFL	TFLY	SK	SKY	INT	FR	FF	PR	PD	S	A	TK	TFL	TFLY	SK	SKY	INT	FR	FF	PR	PD	S	A	TK	TFL	TFLY	SK	SKY	INT	FR	FF	PR	PD
09/07 at N.Y. Jets	PRACTICE SQUAD												1	0	1	0	0	0.0	0.0	0	0	0	0	0	5	3	8	0	0	0.0	0.0	0	0	0	1	0
09/14 Seattle	0	0	0	0	0	0.0	0.0	0	0	0	0	0	ON INACTIVE LIST												3	3	6	1	1	0.0	0.0	0	0	0	1	0
09/21 at New England	2	0	2	0	0	0.0	0.0	0	0	0	0	0	ON INACTIVE LIST												6	4	10	1	2	0.0	0.0	0	0	0	0	2
09/28 Minnesota	0	1	1	0	0	0.0	0.0	0	0	0	0	2	ON INACTIVE LIST												8	3	11	3	11	1.0	8.0	0	0	0	1	0
10/12 Cleveland	1	1	2	1	2	0.0	0.0	0	0	0	0	1	2	3	5	0	0	0.0	0.0	0	0	0	0	2	1	8	9	0	0	0.0	0.0	0	0	0	0	1
10/16 at Cincinnati	0	0	0	0	0	0.0	0.0	0	0	0	0	0	5	0	5	0	0	0.0	0.0	0	0	0	0	2	1	3	4	0	0	0.0	0.0	0	0	0	0	0
10/26 Green Bay	0	0	0	0	0	0.0	0.0	0	0	0	0	0	3	0	3	0	0	0.0	0.0	0	0	0	0	1	1	2	3	0	0	0.0	0.0	0	0	0	1	0
11/02 Indianapolis	0	0	0	0	0	0.0	0.0	0	0	0	0	1	6	2	8	0	0	1.0	0.0	1	0	0	0	4	0	5	5	0	0	0.0	0.0	0	0	1	0	1
11/09 at L.A. Chargers																																				
11/16 Cincinnati																																				
11/23 at Chicago																																				
11/30 Buffalo																																				
12/07 at Baltimore																																				
12/15 Miami																																				
12/21 at Detroit																																				
12/28 at Cleveland																																				
01/04 Baltimore																																				
TOTALS	3	2	5	1	2	0.0	0.0	0	0	0	0	4	17	5	22	0	0	1.0	0.0	1	0	0	0	9	25	31	56	5	14	1.0	8.0	0	0	1	4	4

	JALEN RAMSEY												JACK SAWYER												DARIUS SLAY											
DATE OPP.	S	A	TK	TFL	TFLY	SK	SKY	INT	FR	FF	PR	PD	S	A	TK	TFL	TFLY	SK	SKY	INT	FR	FF	PR	PD	S	A	TK	TFL	TFLY	SK	SKY	INT	FR	FF	PR	PD
09/07 at N.Y. Jets	2	1	3	0	0	0.0	0.0	0	0	0	1	2	0	0	0	0	0	0.0	0.0	0	0	0	0	0	5	0	5	0	0	0.0	0.0	0	0	0	0	0
09/14 Seattle	4	2	6	0	0	0.0	0.0	1	0	0	0	2	4	1	5	2	11	1.0	9.0	0	0	0	1	0	2	0	2	0	0	0.0	0.0	0	0	0	0	1
09/21 at New England	0	1	1	0	0	0.0	0.0	0	0	0	0	0	1	0	1	0	0	0.0	0.0	0	0	0	0	0	3	0	3	0	0	0.0	0.0	0	1	0	0	1
09/28 Minnesota	2	2	4	0	0	0.0	0.0	0	0	0	0	0	0	1	1	0	0	0.0	0.0	0	0	0	0	1	4	1	5	0	0	0.0	0.0	0	0	0	0	0
10/12 Cleveland	4	2	6	2	11	2.0	11.0	0	0	0	2	0	0	0	0	0	0	0.0	0.0	0	0	0	2	0	3	1	4	0	0	0.0	0.0	0	0	0	0	1
10/16 at Cincinnati	3	3	6	0	0	0.0	0.0	0	0	0	0	1	0	0	0	0	0	0.0	0.0	0	0	0	1	1	3	1	4	0	0	0.0	0.0	0	0	0	0	0
10/26 Green Bay	3	1	4	0	0	0.0	0.0	0	0	0	0	0	0	0	0	0	0	0.0	0.0	0	0	0	0	0	2	2	4	1	1	0.0	0.0	0	0	0	0	0
11/02 Indianapolis	5	0	5	0	0	0.0	0.0	0	0	0	0	0	0	0	0	0	0	0.0	0.0	1	0	0	0	1	4	1	5	0	0	0.0	0.0	0	0	0	0	0
11/09 at L.A. Chargers																																				
11/16 Cincinnati																																				
11/23 at Chicago																																				
11/30 Buffalo																																				
12/07 at Baltimore																																				
12/15 Miami																																				
12/21 at Detroit																																				
12/28 at Cleveland																																				
01/04 Baltimore																																				
TOTALS	23	12	35	2	11	2.0	11.0	1	0	0	3	5	5	2	7	2	11	1.0	9.0	1	0	0	4	3	26	6	32	1	1	0.0	0.0	0	1	0	0	3

	JUAN THORNHILL												T.J. WATT												PAYTON WILSON											
DATE OPP.	S	A	TK	TFL	TFL Y	SK	SKY	INT	FR	FF	PR	PD	S	A	TK	TFL	TFL Y	SK	SKY	INT	FR	FF	PR	PD	S	A	TK	TFL	TFL Y	SK	SKY	INT	FR	FF	PR	PD
09/07 at N.Y. Jets	3	5	8	0	0	0.0	0.0	0	0	0	0	0	3	2	5	2	6	0.0	0.0	0	0	0	0	1	3	2	5	1	4	0.0	0.0	0	0	0	1	0
09/14 Seattle	5	2	7	0	0	0.0	0.0	0	0	0	0	0	2	2	4	0	0	0.0	0.0	0	0	0	2	0	7	2	9	1	8	1.0	8.0	0	0	0	1	0
09/21 at New England	3	3	6	0	0	0.0	0.0	0	0	0	0	0	2	3	5	2	10	2.0	10.0	0	1	1	2	0	4	2	6	0	0	0.0	0.0	0	1	0	0	0
09/28 Minnesota	2	1	3	1	1	0.0	0.0	0	0	0	0	1	3	2	5	1	5	1.0	5.0	1	0	0	2	1	8	5	13	2	6	0.0	0.0	0	0	0	1	0
10/12 Cleveland	4	2	6	0	0	0.0	0.0	0	0	0	0	0	0	5	5	0	0	0.5	3.0	0	0	0	3	2	3	2	5	1	2	0.0	0.0	0	0	0	0	0
10/16 at Cincinnati	3	1	4	0	0	0.0	0.0	0	0	0	0	0	0	1	1	0	0	0.5	4.0	0	0	0	1	0	2	2	4	0	0	0.0	0.0	0	0	0	0	0
10/26 Green Bay	0	1	1	0	0	0.0	0.0	0	0	0	0	0	2	4	6	0	0	0.0	0.0	0	0	0	1	0	4	4	8	0	0	0.0	0.0	0	0	0	0	0
11/02 Indianapolis	0	0	0	0	0	0.0	0.0	0	0	0	0	0	1	2	3	1	6	1.0	6.0	0	1	1	1	0	9	4	13	0	0	0.0	0.0	1	0	0	0	2
11/09 at L.A. Chargers																																				
11/16 Cincinnati																																				
11/23 at Chicago																																				
11/30 Buffalo																																				
12/07 at Baltimore																																				
12/15 Miami																																				
12/21 at Detroit																																				
12/28 at Cleveland																																				
01/04 Baltimore																																				
TOTALS	20	15	35	1	1	0.0	0.0	0	0	0	0	1	13	21	34	6	27	5.0	28.0	1	2	2	12	4	40	23	63	5	20	1.0	8.0	1	1	0	3	2

FUMBLE RETURNS:		BRANDIN ECHOLS					DERRICK HARMON					JABRILL PEPPERS					BEN SKOWRONEK				
DATE	OPP.	NO.	YDS	AVG	LG	TD	NO.	YDS	AVG	LG	TD	NO.	YDS	AVG	LG	TD	NO.	YDS	AVG	LG	TD
09/07	at N.Y. Jets	0	0	0.0	--	0	*ON INACTIVE LIST*					*Patriots*					1	0	0.0	--	0
09/14	Seattle	0	0	0.0	--	0	*ON INACTIVE LIST*					0	0	0.0	--	0	0	0	0.0	--	0
09/21	at New England	0	0	0.0	--	0	0	0	0.0	--	0	1	0	0.0	--	0	0	0	0.0	--	0
09/28	Minnesota	0	0	0.0	--	0	0	0	0.0	--	0	0	0	0.0	--	0	0	0	0.0	--	0
10/12	Cleveland	0	0	0.0	--	0	0	0	0.0	--	0	0	0	0.0	--	0	0	0	0.0	--	0
10/16	at Cincinnati	0	0	0.0	--	0	0	0	0.0	--	0	0	0	0.0	--	0	0	0	0.0	--	0
10/26	Green Bay	0	0	0.0	--	0	0	0	0.0	--	0	0	0	0.0	--	0	0	0	0.0	--	0
11/02	Indianapolis	1	0	0.0	--	0	1	0	0.0	--	0	*ON INACTIVE LIST*					0	0	0.0	--	0
11/09	at L.A. Chargers																				
11/16	Cincinnati																				
11/23	at Chicago																				
11/30	Buffalo																				
12/07	at Baltimore																				
12/15	Miami																				
12/21	at Detroit																				
12/28	at Cleveland																				
01/04	Baltimore																				
TOTALS		**1**	**0**	**0.0**	**--**	**0**	**1**	**0**	**0.0**	**--**	**0**	**1**	**0**	**0.0**	**--**	**0**	**1**	**0**	**0.0**	**--**	**0**

FUMBLE RETURNS:		DARIUS SLAY					T.J. WATT					PAYTON WILSON				
DATE	OPP.	NO.	YDS	AVG	LG	TD	NO.	YDS	AVG	LG	TD	NO.	YDS	AVG	LG	TD
09/07	at N.Y. Jets	0	0	0.0	--	0	0	0	0.0	--	0	0	0	0.0	--	0
09/14	Seattle	0	0	0.0	--	0	0	0	0.0	--	0	0	0	0.0	--	0
09/21	at New England	1	-6	-6.0	-6	0	1	0	0.0	--	0	1	0	0.0	--	0
09/28	Minnesota	0	0	0.0	--	0	0	0	0.0	--	0	0	0	0.0	--	0
10/12	Cleveland	0	0	0.0	--	0	0	0	0.0	--	0	0	0	0.0	--	0
10/16	at Cincinnati	0	0	0.0	--	0	0	0	0.0	--	0	0	0	0.0	--	0
10/26	Green Bay	0	0	0.0	--	0	0	0	0.0	--	0	0	0	0.0	--	0
11/02	Indianapolis	0	0	0.0	--	0	1	0	0.0	--	0	0	0	0.0	--	0
11/09	at L.A. Chargers															
11/16	Cincinnati															
11/23	at Chicago															
11/30	Buffalo															
12/07	at Baltimore															
12/15	Miami															
12/21	at Detroit															
12/28	at Cleveland															
01/04	Baltimore															
TOTALS		**1**	**-6**	**-6.0**	**-6**	**0**	**2**	**0**	**0.0**	**--**	**0**	**1**	**0**	**0.0**	**--**	**0**

INTERCEPTION RETURNS:		BRANDIN ECHOLS					DESHON ELLIOTT					NICK HERBIG					JOEY PORTER JR.				
DATE	OPP.	NO.	YDS	AVG	LG	TD	NO.	YDS	AVG	LG	TD	NO.	YDS	AVG	LG	TD	NO.	YDS	AVG	LG	TD
09/07	at N.Y. Jets	0	0	0.0	--	0	0	0	0.0	--	0	ON INACTIVE LIST					0	0	0.0	--	0
09/14	Seattle	0	0	0.0	--	0	ON INACTIVE LIST					1	41	41.0	41	0	ON INACTIVE LIST				
09/21	at New England	1	0	0.0	--	0	ON INACTIVE LIST					0	0	0.0	--	0	ON INACTIVE LIST				
09/28	Minnesota	0	0	0.0	--	0	1	-4	-4.0	-4	0	0	0	0.0	--	0	ON INACTIVE LIST				
10/12	Cleveland	0	0	0.0	--	0	0	0	0.0	--	0	0	0	0.0	--	0	0	0	0.0	--	0
10/16	at Cincinnati	0	0	0.0	--	0	0	0	0.0	--	0	0	0	0.0	--	0	0	0	0.0	--	0
10/26	Green Bay	0	0	0.0	--	0	0	0	0.0	--	0	0	0	0.0	--	0	0	0	0.0	--	0
11/02	Indianapolis	0	0	0.0	--	0	INJURED RESERVE					0	0	0.0	--	0	1	0	0.0	--	0
11/09	at L.A. Chargers																				
11/16	Cincinnati																				
11/23	at Chicago																				
11/30	Buffalo																				
12/07	at Baltimore																				
12/15	Miami																				
12/21	at Detroit																				
12/28	at Cleveland																				
01/04	Baltimore																				
TOTALS		1	0	0.0	--	0	1	-4	-4.0	-4	0	1	41	41.0	41	0	1	0	0.0	--	0

INTERCEPTION RETURNS:		JALEN RAMSEY					JACK SAWYER					T.J. WATT					PAYTON WILSON				
DATE	OPP.	NO.	YDS	AVG	LG	TD	NO.	YDS	AVG	LG	TD	NO.	YDS	AVG	LG	TD	NO.	YDS	AVG	LG	TD
09/07	at N.Y. Jets	0	0	0.0	--	0	0	0	0.0	--	0	0	0	0.0	--	0	0	0	0.0	--	0
09/14	Seattle	1	2	2.0	2	0	0	0	0.0	--	0	0	0	0.0	--	0	0	0	0.0	--	0
09/21	at New England	0	0	0.0	--	0	0	0	0.0	--	0	0	0	0.0	--	0	0	0	0.0	--	0
09/28	Minnesota	0	0	0.0	--	0	0	0	0.0	--	0	1	13	13.0	13	0	0	0	0.0	--	0
10/12	Cleveland	0	0	0.0	--	0	0	0	0.0	--	0	0	0	0.0	--	0	0	0	0.0	--	0
10/16	at Cincinnati	0	0	0.0	--	0	0	0	0.0	--	0	0	0	0.0	--	0	0	0	0.0	--	0
10/26	Green Bay	0	0	0.0	--	0	0	0	0.0	--	0	0	0	0.0	--	0	0	0	0.0	--	0
11/02	Indianapolis	0	0	0.0	--	0	1	4	4.0	4	0	0	0	0.0	--	0	1	17	17.0	17	0
11/09	at L.A. Chargers																				
11/16	Cincinnati																				
11/23	at Chicago																				
11/30	Buffalo																				
12/07	at Baltimore																				
12/15	Miami																				
12/21	at Detroit																				
12/28	at Cleveland																				
01/04	Baltimore																				
TOTALS		1	2	2.0	2	0	1	4	4.0	4	0	1	13	13.0	13	0	1	17	17.0	17	0

		CHRIS BOSWELL			CARSON BRUENER			CHUCK CLARK			BRANDIN ECHOLS		
DATE	OPP.	TKL	AST	TOT	TKL	AST	TOT	TKL	AST	TOT	TKL	AST	TOT
09/07	at N.Y. Jets	0	0	0	0	1	1	2	1	3	0	0	0
09/14	Seattle	0	0	0	1	1	2	0	0	0	0	0	0
09/21	at New England	0	0	0	0	0	0	0	0	0	0	1	1
09/28	Minnesota	1	0	1	1	0	1	0	0	0	0	0	0
10/12	Cleveland	0	0	0	0	1	1	*ON INACTIVE LIST*			0	0	0
10/16	at Cincinnati	0	0	0	0	1	1	1	0	1	0	0	0
10/26	Green Bay	0	0	0	2	1	3	0	0	0	0	0	0
11/02	Indianapolis	0	0	0	0	0	0	*ON INACTIVE LIST*			1	0	1
11/09	at L.A. Chargers												
11/16	Cincinnati												
11/23	at Chicago												
11/30	Buffalo												
12/07	at Baltimore												
12/15	Miami												
12/21	at Detroit												
12/28	at Cleveland												
01/04	Baltimore												
TOTALS		**1**	**0**	**1**	**4**	**5**	**9**	**3**	**1**	**4**	**1**	**1**	**2**

		KENNETH GAINWELL			MALIK HARRISON			CONNOR HEYWARD			COLE HOLCOMB		
DATE	OPP.	TKL	AST	TOT	TKL	AST	TOT	TKL	AST	TOT	TKL	AST	TOT
09/07	at N.Y. Jets	1	0	1	1	1	2	0	0	0	0	0	0
09/14	Seattle	0	0	0	*INJURED RESERVE*			0	0	0	1	0	1
09/21	at New England	0	0	0	*INJURED RESERVE*			0	0	0	0	0	0
09/28	Minnesota	0	0	0	*INJURED RESERVE*			0	1	1	1	1	2
10/12	Cleveland	0	0	0	*INJURED RESERVE*			0	1	1	1	0	1
10/16	at Cincinnati	0	0	0	*INJURED RESERVE - DESIGNATED FOR RETURN*			0	0	0	0	0	0
10/26	Green Bay	0	1	1	*INJURED RESERVE - DESIGNATED FOR RETURN*			2	2	4	0	0	0
11/02	Indianapolis	0	0	0	1	0	1	0	0	0	*ON INACTIVE LIST*		
11/09	at L.A. Chargers												
11/16	Cincinnati												
11/23	at Chicago												
11/30	Buffalo												
12/07	at Baltimore												
12/15	Miami												
12/21	at Detroit												
12/28	at Cleveland												
01/04	Baltimore												
TOTALS		**1**	**1**	**2**	**2**	**1**	**3**	**2**	**4**	**6**	**3**	**1**	**4**

		MILES KILLEBREW			CHRISTIAN KUNTZ			JABRILL PEPPERS			JAMES PIERRE		
DATE	OPP.	TKL	AST	TOT	TKL	AST	TOT	TKL	AST	TOT	TKL	AST	TOT
09/07	at N.Y. Jets	1	0	1	0	0	0	*Patriots*			*PRACTICE SQUAD*		
09/14	Seattle	2	0	2	0	0	0	0	0	0	0	0	0
09/21	at New England	0	1	1	0	0	0	0	0	0	0	0	0
09/28	Minnesota	0	0	0	0	0	0	0	0	0	0	0	0
10/12	Cleveland	0	1	1	0	0	0	0	0	0	0	1	1
10/16	at Cincinnati				0	0	0	1	0	1	0	0	0
10/26	Green Bay	*INJURED RESERVE*			1	0	1	0	0	0	0	0	0
11/02	Indianapolis	*INJURED RESERVE*			0	0	0	*ON INACTIVE LIST*			0	0	0
11/09	at L.A. Chargers												
11/16	Cincinnati												
11/23	at Chicago												
11/30	Buffalo												
12/07	at Baltimore												
12/15	Miami												
12/21	at Detroit												
12/28	at Cleveland												
01/04	Baltimore												
TOTALS		**3**	**2**	**5**	**1**	**0**	**1**	**1**	**0**	**1**	**0**	**1**	**1**

		JACK SAWYER			BEN SKOWRONEK			JUAN THORNHILL			PAYTON WILSON		
DATE	OPP.	TKL	AST	TOT	TKL	AST	TOT	TKL	AST	TOT	TKL	AST	TOT
09/07	at N.Y. Jets	0	1	1	1	0	1	1	0	1	0	0	0
09/14	Seattle	0	2	2	0	1	1	0	0	0	1	0	1
09/21	at New England	2	1	3	0	2	2	0	0	0	0	1	1
09/28	Minnesota	0	1	1	2	1	3	0	0	0	0	0	0
10/12	Cleveland	1	0	1	0	1	1	1	0	1	1	1	2
10/16	at Cincinnati	0	0	0	1	0	1	0	0	0	1	1	2
10/26	Green Bay	0	0	0	0	0	0	0	0	0	1	0	1
11/02	Indianapolis	0	0	0	1	2	3	0	0	0	1	0	1
11/09	at L.A. Chargers												
11/16	Cincinnati												
11/23	at Chicago												
11/30	Buffalo												
12/07	at Baltimore												
12/15	Miami												
12/21	at Detroit												
12/28	at Cleveland												
01/04	Baltimore												
TOTALS		**3**	**5**	**8**	**5**	**7**	**12**	**2**	**0**	**2**	**5**	**3**	**8**

PUNTING:		CORLISS WAITMAN							
DATE	OPP.	NO.	YDS	AVG	TB	IN 20	LG	NET	BLK
09/07	at N.Y. Jets	4	190	47.5	0	1	50	42.8	0
09/14	Seattle	4	221	55.3	1	1	64	42.8	0
09/21	at New England	4	169	42.3	0	3	55	39.5	0
09/28	Minnesota	3	146	48.7	1	0	54	37.7	0
10/12	Cleveland	2	84	42.0	0	0	50	37.5	0
10/16	at Cincinnati	2	84	42.0	0	2	45	42.0	0
10/26	Green Bay	4	194	48.5	0	1	51	44.3	0
11/02	Indianapolis	5	252	50.4	0	2	67	45.8	0
11/09	at L.A. Chargers								
11/16	Cincinnati								
11/23	at Chicago								
11/30	Buffalo								
12/07	at Baltimore								
12/15	Miami								
12/21	at Detroit								
12/28	at Cleveland								
01/04	Baltimore								
TOTALS		28	1,340	47.9	2	10	67	42.1	0

FIELD GOALS:		CHRIS BOSWELL									
DATE	OPP.	0-19	20-29	30-39	40-49	50+	TOTAL	FGM	FGA	PCT	LG
09/07	at N.Y. Jets	0/0	0/0	0/0	0/0	2/2	2/2	2	2	100.0%	60
09/14	Seattle	0/0	0/0	0/0	3/3	0/0	3/3	3	3	100.0%	48
09/21	at New England	0/0	0/0	0/0	0/0	0/0	0/0	0	0	0.0%	0
09/28	Minnesota	0/0	0/0	1/2	0/0	0/0	1/2	1	2	50.0%	33
10/12	Cleveland	0/0	0/0	0/0	2/2	1/2	3/4	3	4	75.0%	50
10/16	at Cincinnati	0/0	0/0	0/0	1/1	0/0	1/1	1	1	100.0%	41
10/26	Green Bay	0/0	0/0	0/0	1/1	3/3	4/4	4	4	100.0%	56
11/02	Indianapolis	0/0	1/1	0/0	1/1	0/0	2/2	2	2	100.0%	46
11/09	at L.A. Chargers										
11/16	Cincinnati										
11/23	at Chicago										
11/30	Buffalo										
12/07	at Baltimore										
12/15	Miami										
12/21	at Detroit										
12/28	at Cleveland										
01/04	Baltimore										
TOTALS		0/0	1/1	1/2	8/8	6/7	16/18	16	18	88.9%	60

KICKOFF RETURNS:		KENNETH GAINWELL						KALEB JOHNSON						KE'SHAWN WILLIAMS					
DATE	OPP.	NO.	YDS	AVG	LG	FC	TD	NO.	YDS	AVG	LG	FC	TD	NO.	YDS	AVG	LG	FC	TD
09/07	at N.Y. Jets	1	33	33.0	33	0	0	5	132	26.4	29	0	0	*DID NOT PLAY*					
09/14	Seattle	1	20	20.0	20	0	0	3	58	19.3	24	0	0						
09/21	at New England	1	27	27.0	27	0	0	*DID NOT PLAY (NON-INJURY)*											
09/28	Minnesota	2	49	24.5	25	0	0	0	0	0.0	0	0	0						
10/12	Cleveland	1	24	24.0	24	0	0	0	0	0.0	0	0	0	2	50	25.0	25	0	0
10/16	at Cincinnati	3	88	29.3	36	0	0	*DID NOT PLAY (NON-INJURY)*						3	91	30.3	37	0	0
10/26	Green Bay	4	90	22.5	30	0	0	*DID NOT PLAY (NON-INJURY)*						2	33	16.5	23	0	0
11/02	Indianapolis	0	0	0.0	0	0	0	0	0	0.0	0	0	0	3	74	24.7	30	0	0
11/09	at L.A. Chargers																		
11/16	Cincinnati																		
11/23	at Chicago																		
11/30	Buffalo																		
12/07	at Baltimore																		
12/15	Miami																		
12/21	at Detroit																		
12/28	at Cleveland																		
01/04	Baltimore																		
TOTALS		**13**	**331**	**25.5**	**36**	**0**	**0**	**8**	**190**	**23.8**	**29**	**0**	**0**	**10**	**248**	**24.8**	**37**	**0**	**0**

PUNT RETURNS:		CALVIN AUSTIN III						KE'SHAWN WILLIAMS					
DATE	OPP.	NO.	YDS	AVG	LG	FC	TD	NO.	YDS	AVG	LG	FC	TD
09/07	at N.Y. Jets	0	0	0.0	0	1	0	*DID NOT PLAY*					
09/14	Seattle	0	0	0.0	0	2	0						
09/21	at New England	0	0	0.0	0	0	0						
09/28	Minnesota	2	9	4.5	12	0	0						
10/12	Cleveland	*ON INACTIVE LIST*						3	30	10.0	15	0	0
10/16	at Cincinnati	*INACTIVE*						2	27	13.5	17	1	0
10/26	Green Bay	0	0	0.0	0	0	0	2	21	10.5	16	1	0
11/02	Indianapolis	0	0	0.0	0	0	0	2	23	11.5	15	0	0
11/09	at L.A. Chargers												
11/16	Cincinnati												
11/23	at Chicago												
11/30	Buffalo												
12/07	at Baltimore												
12/15	Miami												
12/21	at Detroit												
12/28	at Cleveland												
01/04	Baltimore												
TOTALS		**2**	**9**	**4.5**	**12**	**3**	**0**	**9**	**101**	**11.2**	**17**	**2**	**0**

20

WEEK 9

Indianapolis Colts 20, Pittsburgh Steelers 27

66,677 Acrisure Stadium Nov 2, 2025

27

Indianapolis Colts	7	0	0	13	—	20
Pittsburgh Steelers	0	17	0	10	—	27

SCORING DRIVES

TEAM	QTR	TIME	SCORING PLAY	IND	PIT
Colts	1	08:05	D.Jones 1 yd. run (M.Badgley kick) (13-79, 5:16)	7	0
Steelers	2	06:09	J.Warren 1 yd. run (C.Boswell kick) (12-56, 5:12)	7	7
Steelers	2	04:22	P.Freiermuth 12 yd. pass from A.Rodgers (C.Boswell kick) (2-14, 0:50)	7	14
Steelers	2	00:00	C.Boswell 25 yd. Field Goal (12-75, 3:19)	7	17
Steelers	4	14:16	J.Warren 2 yd. run (C.Boswell kick) (7-56, 3:53)	7	24
Colts	4	10:45	M.Badgley 52 yd. Field Goal (8-42, 3:31)	10	24
Steelers	4	06:51	C.Boswell 46 yd. Field Goal (6-6, 1:07)	10	27
Colts	4	04:30	J.Downs 4 yd. pass from D.Jones (M.Badgley kick) (9-76, 2:21)	17	27
Colts	4	00:09	M.Badgley 53 yd. Field Goal (7-53, 0:52)	20	27

INDIANAPOLIS COLTS

PASSING	ATT	CP	YDS	SK/YD	TD	LG	INT	RTG
Daniel Jones	50	31	342	5/29	1	36	3	63.9
TOTAL	**50**	**31**	**342**	**5/29**	**1**	**36**	**3**	**63.9**

RUSHING	ATT	YDS	AVG	LG	TD
Jonathan Taylor	14	45	3.2	9	0
Daniel Jones	3	4	1.3	2	1
Ameer Abdullah	1	3	3.0	3	0
Rodney Thomas II	1	3	3.0	3	0
TOTAL	**19**	**55**	**2.9**	**9**	**1**

RECEIVING	NO	YDS	AVG	LG	TD
Michael Pittman Jr.	9	115	12.8	21	0
Alec Pierce	6	115	19.2	36	0
Josh Downs	6	57	9.5	17	1
Tyler Warren	5	26	5.2	9	0
Jonathan Taylor	2	12	6.0	7	0
Tyler Goodson	1	8	8.0	8	0
Adonai Mitchell	1	7	7.0	7	0
Ameer Abdullah	1	2	2.0	2	0
TOTAL	**31**	**342**	**11.0**	**36**	**1**

TOP DEFENSE	TOT	SOLO	AST	SCK	YDS	INT
Germaine Pratt	8	4	4	0.0	0.0	0
Zaire Franklin	6	4	2	0.0	0.0	0
Laiatu Latu	6	4	2	2.5	13.5	0

FIELD GOALS	FGM/FGA	PERCENT	RESULTS
Michael Badgley	2-2	100.0	52G, 53G
TOTAL	**2-2**	**100.0**	

PITTSBURGH STEELERS

PASSING	ATT	CP	YDS	SK/YD	TD	LG	INT	RTG
Aaron Rodgers	35	25	203	3/16	1	18	0	95.3
TOTAL	**35**	**25**	**203**	**3/16**	**1**	**18**	**0**	**95.3**

RUSHING	ATT	YDS	AVG	LG	TD
Jaylen Warren	16	31	1.9	8	2
Connor Heyward	1	4	4.0	4	0
Kaleb Johnson	1	4	4.0	4	0
Aaron Rodgers	2	0	0.0	1	0
Kenneth Gainwell	3	-1	-0.3	5	0
TOTAL	**23**	**38**	**1.7**	**8**	**2**

RECEIVING	NO	YDS	AVG	LG	TD
Calvin Austin III	5	56	11.2	18	0
Darnell Washington	4	43	10.8	13	0
Kenneth Gainwell	4	35	8.8	16	0
Pat Freiermuth	3	27	9.0	12t	1
Jonnu Smith	3	25	8.3	12	0
DK Metcalf	2	6	3.0	6	0
Jaylen Warren	2	-2	-1.0	0	0
Kaleb Johnson	1	9	9.0	9	0
Roman Wilson	1	4	4.0	4	0
TOTAL	**25**	**203**	**8.1**	**18**	**1**

TOP DEFENSE	TOT	SOLO	AST	SCK	YDS	INT
Payton Wilson	13	9	4	0.0	0.0	1
Joey Porter Jr.	8	6	2	1.0	0.0	1
Jalen Ramsey	5	5	0	0.0	0.0	0

FIELD GOALS	FGM/FGA	PERCENT	RESULTS
Chris Boswell	2-2	100.0	(25, 46)
TOTAL	**2-2**	**100.0**	

Team Statistics

	Colts	Steelers
First Downs	26	17
3rd-Down Eff. (Made/Att/Pct)	6/14/43%	4/12/33%
4th-Down Eff. (Made/Att/Pct)	5/5/100%	1/2/50%
Total Net Yards	368	225
Total Plays	74	61
Yards Per Play	5.0	3.7
Rushes/Net Yards	19/55	23/38
Net Passing	313	187
Pass Attempts/Completions	50/31	35/25
Had Intercepted	3	0
Sacked/Yards Lost	5/29	3/16
Punts/Average	2/55.0	5/50.4
Penalties/Yards	5/53	8/46
Fumbles/Lost	4/3	1/1
Possession Time	31:55	28:05

35

WEEK 8

Green Bay Packers 35, Pittsburgh Steelers 25

67,386 Acrisure Stadium Oct 26, 2025

25

Green Bay Packers	7	0	7	21	—	35
Pittsburgh Steelers	3	13	3	6	—	25

SCORING DRIVES

TEAM	QTR	TIME	SCORING PLAY	GB	PIT
Steelers	1	08:41	C.Boswell 56 yd. Field Goal (7-42, 4:45)	0	3
Packers	1	05:05	T.Kraft 16 yd. pass from J.Love (B.McManus kick) (6-67, 3:36)	7	3
Steelers	2	12:18	C.Boswell 50 yd. Field Goal (6-21, 2:32)	7	6
Steelers	2	05:52	C.Boswell 48 yd. Field Goal (9-35, 5:14)	7	9
Steelers	2	00:34	D.Metcalf 2 yd. pass from A.Rodgers (C.Boswell kick) (9-84, 3:32)	7	16
Packers	3	08:48	S.Williams 8 yd. pass from J.Love (B.McManus kick) (9-90, 5:13)	14	16
Steelers	3	05:34	C.Boswell 56 yd. Field Goal (7-39, 3:14)	14	19
Packers	4	14:55	J.Jacobs 3 yd. run (J.Love-R.Doubs pass) (10-78, 5:39)	22	19
Packers	4	10:57	T.Kraft 24 yd. pass from J.Love (B.McManus kick) (4-45, 2:01)	29	19
Packers	4	05:28	B.McManus 28 yd. Field Goal (8-47, 3:28)	32	19
Packers	4	03:59	B.McManus 25 yd. Field Goal (5-19, 1:08)	35	19
Steelers	4	02:07	R.Wilson 21 yd. pass from A.Rodgers (pass failed) (9-70, 1:52)	35	25

GREEN BAY PACKERS

PASSING	ATT	CP	YDS	SK/YD	TD	LG	INT	RTG
Jordan Love	37	29	360	0/0	3	59	0	134.2
TOTAL	**37**	**29**	**360**	**0/0**	**3**	**59**	**0**	**134.2**

RUSHING	ATT	YDS	AVG	LG	TD
Emanuel Wilson	11	61	5.5	15	0
Josh Jacobs	13	33	2.5	6	1
Savion Williams	1	1	1.0	1	0
Jordan Love	1	-1	-1.0	-1	0
TOTAL	**26**	**94**	**3.6**	**15**	**1**

RECEIVING	NO	YDS	AVG	LG	TD
Tucker Kraft	7	143	20.4	59	2
Christian Watson	4	85	21.3	33	0
Romeo Doubs	3	44	14.7	24	0
Malik Heath	3	29	9.7	13	0
Emanuel Wilson	3	26	8.7	14	0
Josh Jacobs	3	12	4.0	8	0
Matthew Golden	3	4	1.3	4	0
Savion Williams	1	8	8.0	8t	1
Luke Musgrave	1	5	5.0	5	0
John FitzPatrick	1	4	4.0	4	0
TOTAL	**29**	**360**	**12.4**	**59**	**3**

TOP DEFENSE	TOT	SOLO	AST	SCK	YDS	INT
Xavier McKinney	7	6	1	0.0	0.0	0
Keisean Nixon	5	4	1	0.0	0.0	0
Javon Bullard	5	3	2	0.0	0.0	0

FIELD GOALS	FGM/FGA	PERCENT	RESULTS
Brandon McManus	2-4	50.0	57SH, 44WL, 28G, 25G
TOTAL	**2-4**	**50.0**	

PITTSBURGH STEELERS

PASSING	ATT	CP	YDS	SK/YD	TD	LG	INT	RTG
Aaron Rodgers	36	24	219	3/17	2	45	0	101.5
TOTAL	**36**	**24**	**219**	**3/17**	**2**	**45**	**0**	**101.5**

RUSHING	ATT	YDS	AVG	LG	TD
Jaylen Warren	13	62	4.8	17	0
Kenneth Gainwell	5	31	6.2	14	0
TOTAL	**18**	**93**	**5.2**	**17**	**0**

RECEIVING	NO	YDS	AVG	LG	TD
DK Metcalf	5	55	11.0	24	1
Roman Wilson	4	74	18.5	45	1
Calvin Austin III	4	28	7.0	13	0
Pat Freiermuth	3	13	4.3	6	0
Jonnu Smith	2	17	8.5	10	0
Jaylen Warren	2	11	5.5	11	0
Kenneth Gainwell	2	4	2.0	3	0
Ben Skowronek	1	13	13.0	13	0
Spencer Anderson	1	4	4.0	4	0
TOTAL	**24**	**219**	**9.1**	**45**	**2**

TOP DEFENSE	TOT	SOLO	AST	SCK	YDS	INT
Payton Wilson	8	4	4	0.0	0.0	0
Cameron Heyward	7	4	3	0.0	0.0	0
T.J. Watt	6	2	4	0.0	0.0	0

FIELD GOALS	FGM/FGA	PERCENT	RESULTS
Chris Boswell	4-4	100.0	(56, 50, 48, 56)
TOTAL	**4-4**	**100.0**	

Team Statistics

	Packers	Steelers
First Downs	22	16
3rd-Down Eff. (Made/Att/Pct)	5/12/42%	1/10/10%
4th-Down Eff. (Made/Att/Pct)	1/1/100%	1/1/100%
Total Net Yards	454	295
Total Plays	63	57
Yards Per Play	7.2	5.2
Rushes/Net Yards	26/94	18/93
Net Passing	360	202
Pass Attempts/Completions	37/29	36/24
Had Intercepted	0	0
Sacked/Yards Lost	0/0	3/17
Punts/Average	3/50.7	4/48.5
Penalties/Yards	5/47	6/65
Fumbles/Lost	2/0	1/1
Possession Time	31:48	28:12

31

WEEK 7

Pittsburgh Steelers 31, Cincinnati Bengals 33

66,569 Paycor Stadium Oct 16, 2025

33

Pittsburgh Steelers	7	3	7	14	—	31
Cincinnati Bengals	0	17	3	13	—	33

SCORING DRIVES

TEAM	QTR	TIME	SCORING PLAY	PIT	CIN
Steelers	1	10:51	J.Smith 10 yd. pass from A.Rodgers (C.Boswell kick) (8-69, 4:09)	7	0
Steelers	2	10:26	C.Boswell 41 yd. Field Goal (12-51, 7:19)	10	0
Bengals	2	04:38	J.Chase 8 yd. pass from J.Flacco (E.McPherson kick) (10-72, 5:48)	10	7
Bengals	2	02:52	T.Higgins 29 yd. pass from J.Flacco (E.McPherson kick) (3-76, 1:33)	10	14
Bengals	2	00:00	E.McPherson 49 yd. Field Goal (6-39, 0:40)	10	17
Bengals	3	07:55	E.McPherson 23 yd. Field Goal (14-63, 7:05)	10	20
Steelers	3	03:55	P.Freiermuth 19 yd. pass from A.Rodgers (C.Boswell kick) (9-61, 4:00)	17	20
Bengals	4	14:57	N.Fant 5 yd. pass from J.Flacco (E.McPherson kick) (8-67, 3:58)	17	27
Steelers	4	11:03	D.Washington 2 yd. pass from A.Rodgers (C.Boswell kick) (7-73, 3:54)	24	27
Bengals	4	06:58	E.McPherson 45 yd. Field Goal (9-53, 4:05)	24	30
Steelers	4	02:21	P.Freiermuth 68 yd. pass from A.Rodgers (C.Boswell kick) (2-58, 0:25)	31	30
Bengals	4	00:07	E.McPherson 36 yd. Field Goal (8-52, 2:14)	31	33

PITTSBURGH STEELERS

PASSING	ATT	CP	YDS	SK/YD	TD	LG	INT	RTG
Aaron Rodgers	34	23	249	0/0	4	68t	2	103.7
TOTAL	**34**	**23**	**249**	**0/0**	**4**	**68T**	**2**	**103.7**

RUSHING	ATT	YDS	AVG	LG	TD
Jaylen Warren	16	127	7.9	37	0
Kenneth Gainwell	3	14	4.7	11	0
Aaron Rodgers	1	6	6.0	6	0
TOTAL	**20**	**147**	**7.4**	**37**	**0**

RECEIVING	NO	YDS	AVG	LG	TD
Pat Freiermuth	5	111	22.2	68t	2
Jaylen Warren	4	31	7.8	15	0
DK Metcalf	3	50	16.7	39	0
Jonnu Smith	3	28	9.3	10t	1
Darnell Washington	3	2	0.7	8	1
Roman Wilson	2	17	8.5	13	0
Kenneth Gainwell	2	1	0.5	4	0
Scotty Miller	1	9	9.0	9	0
TOTAL	**23**	**249**	**10.8**	**68T**	**4**

TOP DEFENSE	TOT	SOLO	AST	SCK	YDS	INT
DeShon Elliott	9	6	3	0.0	0.0	0
Cole Holcomb	7	4	3	0.0	0.0	0
Jalen Ramsey	6	3	3	0.0	0.0	0

FIELD GOALS	FGM/FGA	PERCENT	RESULTS
Chris Boswell	1-1	100.0	41G
TOTAL	**1-1**	**100.0**	

CINCINNATI BENGALS

PASSING	ATT	CP	YDS	SK/YD	TD	LG	INT	RTG
Joe Flacco	47	31	342	2/14	3	37	0	108.6
TOTAL	**47**	**31**	**342**	**2/14**	**3**	**37**	**0**	**108.6**

RUSHING	ATT	YDS	AVG	LG	TD
Chase Brown	11	108	9.8	37	0
Samaje Perine	7	31	4.4	9	0
Joe Flacco	5	3	0.6	12	0
TOTAL	**23**	**142**	**6.2**	**37**	**0**

RECEIVING	NO	YDS	AVG	LG	TD
Ja'Marr Chase	16	161	10.1	18	1
Tee Higgins	6	96	16.0	29t	1
Noah Fant	4	44	11.0	25	1
Andrei Iosivas	3	49	16.3	37	0
Chase Brown	2	-8	-4.0	-2	0
TOTAL	**31**	**342**	**11.0**	**37**	**3**

TOP DEFENSE	TOT	SOLO	AST	SCK	YDS	INT
Barrett Carter	12	8	4	0.0	0.0	0
Jordan Battle	5	3	2	0.0	0.0	1
Geno Stone	5	3	2	0.0	0.0	0

FIELD GOALS	FGM/FGA	PERCENT	RESULTS
Evan McPherson	4-4	100.0	(49, 23, 45, 36)
TOTAL	**4-4**	**100.0**	

Team Statistics

	Steelers	Bengals
First Downs	19	27
3rd-Down Eff. (Made/Att/Pct)	7/10/70%	7/14/50%
4th-Down Eff. (Made/Att/Pct)	0/0/0%	1/1/100%
Total Net Yards	396	470
Total Plays	54	72
Yards Per Play	7.3	6.5
Rushes/Net Yards	20/147	23/142
Net Passing	249	328
Pass Attempts/Completions	34/23	47/31
Had Intercepted	2	0
Sacked/Yards Lost	0/0	2/14
Punts/Average	2/42.0	3/45.0
Penalties/Yards	7/59	4/35
Fumbles/Lost	0/0	0/0
Possession Time	25:28	34:32

WEEK 6

Cleveland Browns 9, Pittsburgh Steelers 23

66,738 · Acrisure Stadium · Oct 12, 2025

Cleveland Browns (9)	0	3	3	3	—	9
Pittsburgh Steelers (23)	3	6	7	7	—	23

SCORING DRIVES

TEAM	QTR	TIME	SCORING PLAY	CLE	PIT
Steelers	1	10:55	C.Boswell 44 yd. Field Goal (8-46, 4:05)	0	3
Steelers	2	11:01	C.Boswell 50 yd. Field Goal (11-39, 4:05)	0	6
Steelers	2	03:38	C.Boswell 48 yd. Field Goal (10-49, 5:19)	0	9
Browns	2	00:00	A.Szmyt 31 yd. Field Goal (16-72, 3:38)	3	9
Steelers	3	07:46	Co.Heyward 12 yd. pass from A.Rodgers (C.Boswell kick) (10-79, 6:02)	3	16
Browns	3	04:08	A.Szmyt 53 yd. Field Goal (9-34, 3:38)	6	16
Steelers	4	14:55	D.Metcalf 25 yd. pass from A.Rodgers (C.Boswell kick) (7-73, 4:13)	6	23
Browns	4	09:29	A.Szmyt 32 yd. Field Goal (18-54, 5:26)	9	23

CLEVELAND BROWNS

PASSING	ATT	CP	YDS	SK/YD	TD	LG	INT	RTG
Dillon Gabriel	52	29	221	6/38	0	24	0	66.3
TOTAL	**52**	**29**	**221**	**6/38**	**0**	**24**	**0**	**66.3**

RUSHING	ATT	YDS	AVG	LG	TD
Quinshon Judkins	12	36	3.0	6	0
Jerome Ford	2	17	8.5	12	0
Dylan Sampson	3	12	4.0	7	0
TOTAL	**17**	**65**	**3.8**	**12**	**0**

RECEIVING	NO	YDS	AVG	LG	TD
Harold Fannin Jr.	7	81	11.6	24	0
Jerry Jeudy	5	43	8.6	12	0
Jerome Ford	5	13	2.6	8	0
David Njoku	3	28	9.3	14	0
Gage Larvadain	2	22	11.0	14	0
Jamari Thrash	2	13	6.5	9	0
Dylan Sampson	2	12	6.0	8	0
Isaiah Bond	2	9	4.5	7	0
Blake Whiteheart	1	0	0.0	0	0
TOTAL	**29**	**221**	**7.6**	**24**	**0**

TOP DEFENSE	TOT	SOLO	AST	SCK	YDS	INT
Devin Bush	10	7	3	0.0	0.0	0
Ronnie Hickman	8	4	4	0.0	0.0	0
Carson Schwesinger	8	3	5	0.0	0.0	0

FIELD GOALS	FGM/FGA	PERCENT	RESULTS
Andre Szmyt	3-3	100.0	31G, 53G, 32G
TOTAL	**3-3**	**100.0**	

PITTSBURGH STEELERS

PASSING	ATT	CP	YDS	SK/YD	TD	LG	INT	RTG
Aaron Rodgers	30	21	235	0/0	2	36	0	115.3
TOTAL	**30**	**21**	**235**	**0/0**	**2**	**36**	**0**	**115.3**

RUSHING	ATT	YDS	AVG	LG	TD
Jaylen Warren	11	52	4.7	11	0
Kenneth Gainwell	6	22	3.7	10	0
Kaleb Johnson	6	15	2.5	9	0
Jonnu Smith	1	10	10.0	10	0
Aaron Rodgers	1	1	1.0	1	0
Mason Rudolph	3	0	0.0	0	0
TOTAL	**28**	**100**	**3.6**	**11**	**0**

RECEIVING	NO	YDS	AVG	LG	TD
Kenneth Gainwell	6	14	2.3	6	0
DK Metcalf	4	95	23.8	25t	1
Darnell Washington	3	62	20.7	36	0
Jonnu Smith	3	18	6.0	7	0
Jaylen Warren	2	11	5.5	6	0
Connor Heyward	1	12	12.0	12t	1
Roman Wilson	1	12	12.0	12	0
Pat Freiermuth	1	11	11.0	11	0
TOTAL	**21**	**235**	**11.2**	**36**	**2**

TOP DEFENSE	TOT	SOLO	AST	SCK	YDS	INT
DeShon Elliott	12	4	8	0.0	0.0	0
Patrick Queen	9	1	8	0.0	0.0	0
Jalen Ramsey	6	4	2	2.0	11.0	0

FIELD GOALS	FGM/FGA	PERCENT	RESULTS
Chris Boswell	3-4	75.0	(44, 50, 48, 54)
TOTAL	**3-4**	**75.0**	

Team Statistics

	Browns	Steelers
First Downs	20	19
3rd-Down Eff. (Made/Att/Pct)	6/17/35%	5/13/38%
4th-Down Eff. (Made/Att/Pct)	2/4/50%	0/0/0%
Total Net Yards	248	335
Total Plays	75	58
Yards Per Play	3.3	5.8
Rushes/Net Yards	17/65	28/100
Net Passing	183	235
Pass Attempts/Completions	52/29	30/21
Had Intercepted	0	0
Sacked/Yards Lost	6/38	0/0
Punts/Average	4/49.5	2/42.0
Penalties/Yards	6/44	10/59
Fumbles/Lost	0/0	1/0
Possession Time	28:08	31:52

WEEK 4

Minnesota Vikings 21, Pittsburgh Steelers 24

74,512 Croke Park Sep 28, 2025

21 **24**

Minnesota Vikings	3	3	0	15	—	21
Pittsburgh Steelers	7	7	7	3	—	24

SCORING DRIVES

TEAM	QTR	TIME	SCORING PLAY	MIN	PIT
Vikings	1	06:24	W.Reichard 41 yd. Field Goal (11-51, 6:25)	3	0
Steelers	1	00:55	K.Gainwell 1 yd. run (C.Boswell kick) (9-71, 5:29)	3	7
Steelers	2	12:16	D.Metcalf 80 yd. pass from A.Rodgers (C.Boswell kick) (1-80, 0:12)	3	14
Vikings	2	00:12	W.Reichard 28 yd. Field Goal (9-81, 1:26)	6	14
Steelers	3	02:23	K.Gainwell 4 yd. run (C.Boswell kick) (5-35, 2:52)	6	21
Steelers	4	11:18	C.Boswell 33 yd. Field Goal (8-31, 4:17)	6	24
Vikings	4	07:50	Z.Scott 16 yd. pass from C.Wentz (C.Wentz-J.Nailor pass) (9-70, 3:28)	14	24
Vikings	4	02:08	J.Nailor 2 yd. pass from C.Wentz (W.Reichard kick) (7-99, 2:01)	21	24

MINNESOTA VIKINGS

PASSING	ATT	CP	YDS	SK/YD	TD	LG	INT	RTG
Carson Wentz	46	30	350	6/48	2	81	2	84.5
TOTAL	**46**	**30**	**350**	**6/48**	**2**	**81**	**2**	**84.5**

RUSHING	ATT	YDS	AVG	LG	TD
Jordan Mason	16	57	3.6	9	0
Carson Wentz	2	12	6.0	11	0
Zavier Scott	2	1	0.5	2	0
TOTAL	**20**	**70**	**3.5**	**11**	**0**

RECEIVING	NO	YDS	AVG	LG	TD
Justin Jefferson	10	126	12.6	29	0
Zavier Scott	6	43	7.2	16t	1
Jordan Addison	4	114	28.5	81	0
T.J. Hockenson	4	39	9.8	14	0
Jordan Mason	3	15	5.0	13	0
Adam Thielen	2	11	5.5	6	0
Jalen Nailor	1	2	2.0	2t	1
TOTAL	**30**	**350**	**11.7**	**81**	**2**

TOP DEFENSE	TOT	SOLO	AST	SCK	YDS	INT
Eric Wilson	9	5	4	0.0	0.0	0
Joshua Metellus	9	4	5	0.0	0.0	0
Ivan Pace Jr.	7	2	5	0.0	0.0	0

FIELD GOALS	FGM/FGA	PERCENT	RESULTS
Will Reichard	2-2	100.0	41G, 28G
TOTAL	**2-2**	**100.0**	

PITTSBURGH STEELERS

PASSING	ATT	CP	YDS	SK/YD	TD	LG	INT	RTG
Aaron Rodgers	22	18	200	2/18	1	80t	0	119.7
TOTAL	**22**	**18**	**200**	**2/18**	**1**	**80T**	**0**	**119.7**

RUSHING	ATT	YDS	AVG	LG	TD
Kenneth Gainwell	19	99	5.2	15	2
Kaleb Johnson	6	22	3.7	9	0
Aaron Rodgers	3	8	2.7	10	0
Connor Heyward	1	2	2.0	2	0
TOTAL	**29**	**131**	**4.5**	**15**	**2**

RECEIVING	NO	YDS	AVG	LG	TD
Kenneth Gainwell	6	35	5.8	8	0
DK Metcalf	5	126	25.2	80t	1
Darnell Washington	3	20	6.7	8	0
Calvin Austin III	2	13	6.5	8	0
Jonnu Smith	2	6	3.0	6	0
TOTAL	**18**	**200**	**11.1**	**80T**	**1**

TOP DEFENSE	TOT	SOLO	AST	SCK	YDS	INT
Payton Wilson	13	8	5	0.0	0.0	0
Patrick Queen	11	8	3	1.0	8.0	0
DeShon Elliott	6	4	2	1.0	8.0	1

FIELD GOALS	FGM/FGA	PERCENT	RESULTS
Chris Boswell	1-2	50.0	(30, 33)
TOTAL	**1-2**	**50.0**	

Team Statistics

Team Statistics	Vikings	Steelers
First Downs	23	19
3rd-Down Eff. (Made/Att/Pct)	4/14/29%	4/10/40%
4th-Down Eff. (Made/Att/Pct)	2/3/67%	0/1/0%
Total Net Yards	372	313
Total Plays	72	53
Yards Per Play	5.2	5.9
Rushes/Net Yards	20/70	29/131
Net Passing	302	182
Pass Attempts/Completions	46/30	22/18
Had Intercepted	2	0
Sacked/Yards Lost	6/48	2/18
Punts/Average	3/45.3	3/48.7
Penalties/Yards	8/82	5/35
Fumbles/Lost	2/0	1/0
Possession Time	33:34	26:26

21

WEEK 3

Pittsburgh Steelers 21, New England Patriots 14

64,628 Gillette Stadium Sep 21, 2025

14

Pittsburgh Steelers	7	7	0	7	— 21
New England Patriots	0	7	0	7	— 14

SCORING DRIVES

TEAM	QTR	TIME	SCORING PLAY	PIT	NE
Steelers	1	08:25	K.Gainwell 1 yd. run (C.Boswell kick) (8-54, 4:53)	7	0
Steelers	2	13:49	D.Metcalf 12 yd. pass from A.Rodgers (C.Boswell kick) (12-90, 6:23)	14	0
Patriots	2	09:01	H.Henry 5 yd. pass from D.Maye (A.Borregales kick) (9-77, 4:48)	14	7
Patriots	4	14:56	H.Henry 16 yd. pass from D.Maye (A.Borregales kick) (15-88, 8:44)	14	14
Steelers	4	02:16	C.Austin 17 yd. pass from A.Rodgers (C.Boswell kick) (9-62, 5:25)	21	14

PITTSBURGH STEELERS

PASSING	ATT	CP	YDS	SK/YD	TD	LG	INT	RTG
Aaron Rodgers	23	16	139	0/0	2	21	1	96.1
TOTAL	**23**	**16**	**139**	**0/0**	**2**	**21**	**1**	**96.1**

RUSHING	ATT	YDS	AVG	LG	TD
Jaylen Warren	18	47	2.6	11	0
Kenneth Gainwell	4	16	4.0	13	1
Aaron Rodgers	4	1	0.3	3	0
TOTAL	**26**	**64**	**2.5**	**13**	**1**

RECEIVING	NO	YDS	AVG	LG	TD
Jaylen Warren	5	34	6.8	15	0
Calvin Austin III	3	34	11.3	17t	1
DK Metcalf	3	32	10.7	15	1
Jonnu Smith	3	23	7.7	21	0
Kenneth Gainwell	1	10	10.0	10	0
Pat Freiermuth	1	6	6.0	6	0
TOTAL	**16**	**139**	**8.7**	**21**	**2**

TOP DEFENSE	TOT	SOLO	AST	SCK	YDS	INT
Patrick Queen	10	6	4	0.0	0.0	0
Cole Holcomb	6	5	1	0.0	0.0	0
Payton Wilson	6	4	2	0.0	0.0	0

FIELD GOALS	FGM/FGA	PERCENT	RESULTS
	No Field Goals		

NEW ENGLAND PATRIOTS

PASSING	ATT	CP	YDS	SK/YD	TD	LG	INT	RTG
Drake Maye	37	28	268	5/18	2	23	1	102.1
TOTAL	**37**	**28**	**268**	**5/18**	**2**	**23**	**1**	**102.1**

RUSHING	ATT	YDS	AVG	LG	TD
Drake Maye	7	45	6.4	15	0
TreVeyon Henderson	11	28	2.5	5	0
Antonio Gibson	7	28	4.0	11	0
Rhamondre Stevenson	4	18	4.5	10	0
TOTAL	**29**	**119**	**4.1**	**15**	**0**

RECEIVING	NO	YDS	AVG	LG	TD
Hunter Henry	8	90	11.3	18	2
Mack Hollins	4	27	6.8	11	0
Rhamondre Stevenson	3	38	12.7	23	0
Stefon Diggs	3	23	7.7	11	0
TreVeyon Henderson	3	19	6.3	8	0
Kayshon Boutte	2	28	14.0	20	0
Austin Hooper	2	28	14.0	16	0
DeMario Douglas	2	7	3.5	8	0
Kyle Williams	1	8	8.0	8	0
TOTAL	**28**	**268**	**9.6**	**23**	**2**

TOP DEFENSE	TOT	SOLO	AST	SCK	YDS	INT
Robert Spillane	15	9	6	0.0	0.0	1
Harold Landry III	8	2	6	0.0	0.0	0
Craig Woodson	4	2	2	0.0	0.0	0

FIELD GOALS	FGM/FGA	PERCENT	RESULTS
	No Field Goals		

Team Statistics

	Steelers	Patriots
First Downs	17	26
3rd-Down Eff. (Made/Att/Pct)	4/9/44%	6/13/46%
4th-Down Eff. (Made/Att/Pct)	0/0/0%	4/5/80%
Total Net Yards	203	369
Total Plays	49	71
Yards Per Play	4.1	5.2
Rushes/Net Yards	26/64	29/119
Net Passing	139	250
Pass Attempts/Completions	23/16	37/28
Had Intercepted	1	1
Sacked/Yards Lost	0/0	5/18
Punts/Average	4/42.3	1/59.0
Penalties/Yards	8/59	7/54
Fumbles/Lost	1/0	4/4
Possession Time	26:40	33:20

WEEK 2

Seattle Seahawks 31, Pittsburgh Steelers 17

66,347 · Acrisure Stadium · Sep 14, 2025

Seattle Seahawks	7	0	7	17	—	31
Pittsburgh Steelers	6	8	0	3	—	17

SCORING DRIVES

TEAM	QTR	TIME	SCORING PLAY	SEA	PIT
Seahawks	1	10:29	T.Horton 21 yd. pass from S.Darnold (J.Myers kick) (8-65, 4:31)	7	0
Steelers	1	04:47	C.Boswell 48 yd. Field Goal (10-46, 5:42)	7	3
Steelers	1	02:13	C.Boswell 48 yd. Field Goal (6-14, 2:20)	7	6
Steelers	2	01:09	D.Metcalf 2 yd. pass from A.Rodgers (A.Rodgers-D.Washington pass) (6-21, 2:20)	7	14
Seahawks	3	06:10	A.Barner 7 yd. pass from S.Darnold (J.Myers kick) (9-80, 5:01)	14	14
Seahawks	4	12:46	J.Myers 54 yd. Field Goal (10-55, 3:47)	18	14
Steelers	4	07:49	C.Boswell 45 yd. Field Goal (9-45, 4:57)	18	17
Seahawks	4	03:41	K.Walker 19 yd. run (J.Myers kick) (7-73, 4:08)	25	17

SEATTLE SEAHAWKS

PASSING	ATT	CP	YDS	SK/YD	TD	LG	INT	RTG
Sam Darnold	33	22	295	2/17	2	43	2	89.8
TOTAL	**33**	**22**	**295**	**2/17**	**2**	**43**	**2**	**89.8**

RUSHING	ATT	YDS	AVG	LG	TD
Kenneth Walker III	13	105	8.1	20	1
Zach Charbonnet	15	10	0.7	6	0
AJ Barner	1	2	2.0	2	0
TOTAL	**29**	**117**	**4.0**	**20**	**1**

RECEIVING	NO	YDS	AVG	LG	TD
Jaxon Smith-Njigba	8	103	12.9	43	0
Cooper Kupp	7	90	12.9	17	0
Tory Horton	2	32	16.0	21t	1
Elijah Arroyo	2	31	15.5	24	0
AJ Barner	2	26	13.0	19	1
Kenneth Walker III	1	13	13.0	13	0
TOTAL	**22**	**295**	**13.4**	**43**	**2**

TOP DEFENSE	TOT	SOLO	AST	SCK	YDS	INT
Ernest Jones IV	10	8	2	0.0	0.0	0
Tyrice Knight	8	5	3	0.0	0.0	0
Byron Murphy II	5	2	3	1.5	12.0	0

FIELD GOALS	FGM/FGA	PERCENT	RESULTS
Jason Myers	1-2	50.0	36LU, 54G
TOTAL	**1-2**	**50.0**	

PITTSBURGH STEELERS

PASSING	ATT	CP	YDS	SK/YD	TD	LG	INT	RTG
Aaron Rodgers	33	18	203	3/20	1	65	2	58.0
Mason Rudolph	2	2	12	0/0	0	6	0	91.7
TOTAL	**35**	**20**	**215**	**3/20**	**1**	**65**	**2**	**61.0**

RUSHING	ATT	YDS	AVG	LG	TD
Jaylen Warren	14	48	3.4	9	0
Kenneth Gainwell	5	20	4.0	13	0
Aaron Rodgers	1	3	3.0	3	0
Kaleb Johnson	1	1	1.0	1	0
TOTAL	**21**	**72**	**3.4**	**13**	**0**

RECEIVING	NO	YDS	AVG	LG	TD
Jaylen Warren	4	86	21.5	65	0
Jonnu Smith	4	27	6.8	10	0
Pat Freiermuth	3	31	10.3	20	0
DK Metcalf	3	20	6.7	9	1
Kenneth Gainwell	3	16	5.3	6	0
Calvin Austin III	1	22	22.0	22	0
Roman Wilson	1	7	7.0	7	0
Connor Heyward	1	6	6.0	6	0
TOTAL	**20**	**215**	**10.8**	**65**	**1**

TOP DEFENSE	TOT	SOLO	AST	SCK	YDS	INT
Payton Wilson	9	7	2	1.0	8.0	0
Chuck Clark	8	6	2	0.0	0.0	0
Juan Thornhill	7	5	2	0.0	0.0	0

FIELD GOALS	FGM/FGA	PERCENT	RESULTS
Chris Boswell	3-3	100.0	(48, 48, 45)
TOTAL	**3-3**	**100.0**	

Team Statistics

	Seahawks	Steelers
First Downs	21	13
3rd-Down Eff. (Made/Att/Pct)	6/14/43%	5/15/33%
4th-Down Eff. (Made/Att/Pct)	1/2/50%	1/2/50%
Total Net Yards	395	267
Total Plays	64	59
Yards Per Play	6.2	4.5
Rushes/Net Yards	29/117	21/72
Net Passing	278	195
Pass Attempts/Completions	33/22	35/20
Had Intercepted	2	2
Sacked/Yards Lost	2/17	3/20
Punts/Average	4/43.8	4/55.3
Penalties/Yards	2/10	2/15
Fumbles/Lost	0/0	0/0
Possession Time	31:17	28:43

34

WEEK 1

Pittsburgh Steelers 34, New York Jets 32

83,253 MetLife Stadium Sep 7, 2025

32

Pittsburgh Steelers	7	10	0	17	—	34
New York Jets	9	10	7	6	—	32

SCORING DRIVES

TEAM	QTR	TIME	SCORING PLAY	PIT	NYJ
Jets	1	09:15	N.Folk 35 yd. Field Goal (10-48, 5:45)	0	3
Steelers	1	03:38	B.Skowronek 22 yd. pass from A.Rodgers (C.Boswell kick) (10-71, 5:37)	7	3
Jets	1	00:25	G.Wilson 33 yd. pass from J.Fields (run failed) (6-55, 3:13)	7	9
Steelers	2	13:26	C.Boswell 56 yd. Field Goal (5-35, 1:59)	10	9
Jets	2	10:03	B.Allen 8 yd. run (N.Folk kick) (7-68, 3:23)	10	16
Jets	2	02:54	N.Folk 51 yd. Field Goal (8-41, 4:53)	10	19
Steelers	2	00:32	J.Smith 3 yd. pass from A.Rodgers (C.Boswell kick) (9-65, 2:22)	17	19
Jets	3	03:46	J.Fields 2 yd. run (N.Folk kick) (8-68, 5:11)	17	26
Steelers	4	14:57	J.Warren 5 yd. pass from A.Rodgers (C.Boswell kick) (9-68, 3:49)	24	26
Steelers	4	14:07	C.Austin 18 yd. pass from A.Rodgers (C.Boswell kick) (2-22, 0:43)	31	26
Jets	4	07:01	J.Fields 1 yd. run (pass failed) (12-67, 7:06)	31	32
Steelers	4	01:03	C.Boswell 60 yd. Field Goal (6-39, 2:10)	34	32

PITTSBURGH STEELERS

PASSING	ATT	CP	YDS	SK/YD	TD	LG	INT	RTG
Aaron Rodgers	30	22	244	4/26	4	31	0	136.7
TOTAL	**30**	**22**	**244**	**4/26**	**4**	**31**	**0**	**136.7**

RUSHING	ATT	YDS	AVG	LG	TD
Jaylen Warren	11	37	3.4	9	0
Kenneth Gainwell	7	19	2.7	6	0
Aaron Rodgers	1	-1	-1.0	-1	0
Kaleb Johnson	1	-2	-2.0	-2	0
TOTAL	**20**	**53**	**2.7**	**9**	**0**

RECEIVING	NO	YDS	AVG	LG	TD
Jonnu Smith	5	15	3.0	6	1
DK Metcalf	4	83	20.8	31	0
Calvin Austin III	4	70	17.5	30	1
Pat Freiermuth	3	28	9.3	11	0
Kenneth Gainwell	3	4	1.3	5	0
Jaylen Warren	2	22	11.0	17	1
Ben Skowronek	1	22	22.0	22t	1
TOTAL	**22**	**244**	**11.1**	**31**	**4**

TOP DEFENSE	TOT	SOLO	AST	SCK	YDS	INT
Alex Highsmith	8	5	3	1.0	6.0	0
Patrick Queen	8	5	3	0.0	0.0	0
Juan Thornhill	8	3	5	0.0	0.0	0

FIELD GOALS	FGM/FGA	PERCENT	RESULTS
Chris Boswell	2-2	100.0	56G, 60G
TOTAL	**2-2**	**100.0**	

NEW YORK JETS

PASSING	ATT	CP	YDS	SK/YD	TD	LG	INT	RTG
Justin Fields	22	16	218	1/6	1	33t	0	119.1
TOTAL	**22**	**16**	**218**	**1/6**	**1**	**33T**	**0**	**119.1**

RUSHING	ATT	YDS	AVG	LG	TD
Breece Hall	19	107	5.6	18	0
Justin Fields	12	48	4.0	15	2
Isaiah Davis	2	18	9.0	15	0
Braelon Allen	6	9	1.5	8t	1
TOTAL	**39**	**182**	**4.7**	**18**	**3**

RECEIVING	NO	YDS	AVG	LG	TD
Garrett Wilson	7	95	13.6	33t	1
Breece Hall	2	38	19.0	33	0
Tyler Johnson	2	31	15.5	24	0
Josh Reynolds	2	18	9.0	13	0
Jeremy Ruckert	2	16	8.0	12	0
Mason Taylor	1	20	20.0	20	0
TOTAL	**16**	**218**	**13.6**	**33T**	**1**

TOP DEFENSE	TOT	SOLO	AST	SCK	YDS	INT
Quincy Williams	6	4	2	1.0	9.0	0
Jamien Sherwood	6	3	3	0.0	0.0	0
Quinnen Williams	5	4	1	1.0	4.0	0

FIELD GOALS	FGM/FGA	PERCENT	RESULTS
Nick Folk	2-2	100.0	(35, 51)
TOTAL	**2-2**	**100.0**	

Team Statistics

Team Statistics	Steelers	Jets
First Downs	19	23
3rd-Down Eff. (Made/Att/Pct)	4/10/40%	7/14/50%
4th-Down Eff. (Made/Att/Pct)	0/0/0%	1/2/50%
Total Net Yards	271	394
Total Plays	54	62
Yards Per Play	5.0	6.4
Rushes/Net Yards	20/53	39/182
Net Passing	218	212
Pass Attempts/Completions	30/22	22/16
Had Intercepted	0	0
Sacked/Yards Lost	4/26	1/6
Punts/Average	4/47.5	2/47.0
Penalties/Yards	4/26	7/74
Fumbles/Lost	2/0	1/1
Possession Time	25:17	34:43

THE LAST TIME THE STEELERS/OPPONENT...

By Steelers		By Opponent
PASSING		
Ben Roethlisberger (506) vs. Baltimore, 12/10/17	500 Yds Passing	None
Russell Wilson (414) at Cincinnati, 12/01/24	400 Yds Passing	Josh Allen (424) at Buffalo, 10/09/22
Justin Fields (312) at Indianapolis, 09/29/24	300 Yds Passing	**Daniel Jones (342) vs. Indianapolis, 11/02/25**
Kenny Pickett (46) vs. San Francisco, 09/10/23	40+ Pass Attempts	**Joe Flacco (47) at Cincinnati, 10/16/25**
Kenny Pickett (52) at Buffalo, 10/09/22	50+ Pass Attempts	**Daniel Jones (50) vs. Indianapolis, 11/02/25**
Ben Roethlisberger (6) vs. Baltimore, 11/02/14	Six TD Passes	Patrick Mahomes (6) vs. Kansas City, 09/16/18
Ben Roethlisberger (5) vs. Carolina, 11/08/18	Five TD Passes	Russell Wilson (5) at Seattle, 11/29/15
Aaron Rodgers (4) at Cincinnati, 10/16/25	Four TD Passes	Joe Burrow (4) vs. Cincinnati, 11/20/22
Russell Wilson (3) at Cincinnati, 12/01/24	Three TD Passes	**Jordan Love (3) vs. Green Bay, 10/26/25**
Ben Roethlisberger (5) vs. Jacksonville, 10/08/17	Five Interceptions Thrown	None
Devlin Hodges (4) vs. Buffalo, 12/15/19	Four Interceptions Thrown	Joe Burrow (4) at Cincinnati, 09/11/22
Mitch Trubisky (3) vs. Baltimore, 12/11/22	Three Interceptions Thrown	**Daniel Jones (3) vs. Indianapolis, 11/02/25**
Aaron Rodgers (2) at Cincinnati, 10/16/25	Two Interceptions Thrown	**Carson Wentz (2) vs. Minnesota (Dublin), 09/28/25**
RUSHING		
Le'Veon Bell (236) at Buffalo, 12/11/16	200 Yds Rushing	Dalvin Cook (205) at Minnesota, 12/09/21
Najee Harris (188) vs. Cleveland, 01/03/22	150-199 Yds Rushing	Derrick Henry (162) at Baltimore, 12/21/24
Jaylen Warren (127) at Cincinnati, 10/16/25	100-149 Yds Rushing	**Chase Brown (108) at Cincinnati, 10/16/25**
at Carolina (Le'Veon Bell 147, LeGarrette Blount 118), 09/21/14	Two 100-Yd Rushers in Same Game	None
at Kansas City (Jerome Bettis 2, Kordell Stewart 2, Erric Pegram 1), 11/03/96	Five TDs Rushing (Team)	at Cleveland (Chet Hanulak 3, Reece Morrison 1, Billy Reynolds 1), 12/12/54
vs. Detroit (Jerome Bettis 3, Ben Roethlisberger 1), 01/01/06	Four TDs Rushing (Team)	at San Diego Chargers (Buford McGee 2, Gary Anderson 1, Tim Spencer 1), 12/8/85
at Seattle (Najee Harris 2, Jaylen Warren 1), 12/31/23	Three TDs Rushing (Team)	**at N.Y. Jets (Justin Fields 2, Braelon Allen 1), 09/07/25**
Le'Veon Bell (3) at Buffalo, 12/11/16	Three TDs Rushing	Arlen Harris (3) vs. St. Louis, 10/26/03
Jaylen Warren (2) vs. Indianapolis, 11/02/25	Two TDs Rushing	**Justin Fields (2) at N.Y. Jets, 09/07/25**
vs. St. Louis Rams (Jerome Bettis, Kordell Stewart), 11/03/96	Two Players With Two Rushing TDs	None
at L.A. Rams (Najee Harris, Jaylen Warren, Kenny Pickett), 10/22/23	Three Players With Rushing TD	vs. Atlanta (Bob Christian, Michael Vick, Warrick Dunn), 11/10/02
James Conner (31) at Cleveland, 09/09/18	30+ Rushing Attempts	D'Andre Swift (33) vs. Detroit, 11/14/21
vs. Cleveland (52-303), 12/07/06	300 Yds Rushing (Team)	None
vs. Kansas City (31-202), 12/25/24	200 Yds Rushing (Team)	at Baltimore (38-220), 12/21/24
at Cincinnati (28-100),10/12/25	100 Yds Rushing (Team)	**at Cincinnati (23-142), 10/16/25**
RECEIVING		
at New Orleans (Antonio Brown 185, JuJu Smith-Schuster 115), 12/23/18	Two 100-Yd Receivers in Same Game	**vs. Indianapolis (Michael Pittman 115, Alex Pierce 115), 11/02/25**
Antonio Brown (213) vs. Baltimore, 12/10/17	200 Yds Receiving	A.J. Green (224) at Cincinnati, 12/07/14
George Pickens (195) vs. Cincinnati, 12/23/23	150-199 Yds Receiving	**Ja'Marr Chase (161) at Cincinnati, 10/16/25**
Pat Freiermuth (111) at Cincinnati, 10/16/25	100-149 Yds Receiving	**Michael Pittman (115), Alex Pierce (115) vs. Indianapolis, 11/02/25**
Roy Jefferson (4) vs. Atlanta, 11/03/68	Four TD Receptions	Don Beebe (4) at Buffalo, 09/08/91
Chase Claypool (3) vs. Philadelphia, 10/11/20	Three TD Receptions	Samajie Perine (3) vs. Cincinnati, 11/20/22
George Pickens (2) vs. Cincinnati, 12/23/23	Two TD Receptions	**Tucker Kraft (2) vs. Green Bay, 10/26/25**
vs. Indianapolis (Martavis Bryant, Antonio Brown), 10/26/14	Two Players With Two TD Receptions	vs. Cincinnati (Chris Henry, T.J. Houshmandzadeh), 09/24/06
Diontae Johnson (10) at Carolina, 12/18/22	10+ Receptions	**Ja'Marr Chase (161) at Cincinnati, 10/16/25**
Antonio Brown (16) vs. Denver, 12/20/15	15+ Receptions	**Ja'Marr Chase (161) at Cincinnati, 10/16/25**
COMBINED		
vs. Denver (James Conner 106, Ben Roethlisberger 311), 09/20/20	100-Yd Rusher/300-Yd Passer	**at Cincinnati (Chase Brown 108, Joe Flacco 342), 10/16/25**
at Indianapolis (George Pickens 113, Justin Fields 312), 09/29/24	100-Yd Receiver/300-Yd Passer	**vs. Green Bay (Tucker Kraft 143, Jordon Love 360), 10/26/25**
at Cincinnati (Jaylen Warren 127, Pat Freiermuth 111), 10/16/25	100-Yd Rusher/100-Yd Receiver	**at Cincinnati (Chase Brown 108, Ja'Marr Chase 161), 10/16/25**
at Cincinnati (James Conner 111, Ben Roethlisberger 369, Antonio Brown 105), 10/14/18	100-Yd Rusher/300-Yd Passer/ 100-Yd Receiver	**at Cincinnati (Chase Brown 108, Ja'Marr Chase 161, Joe Flacco 342), 10/16/25**
at Cincinnati (James Conner 111, JuJu Smith-Schuster 111, Antonio Brown 105, Ben Roethlisberger 369), 10/14/18	100-Yd Rusher/300-Yd Passer/ Two 100-Yd Receivers	at New England (Stevan Ridley 115, Tom Brady 432, Rob Gronkowski 143, Aaron Dobson 130), 11/03/13
vs. Atlanta (Amos Zereoue 123, Plaxico Burress 253, Hines Ward 139, Tommy Maddox 473), 11/10/02	100-Yd Rusher/100-Yd Receiver/ 200 Yd Receiver/400 Yd Passer	None
vs. Atlanta (Amos Zereoue 123, Plaxico Burress 253, Hines Ward 139, Tommy Maddox 473), 11/10/02	100-Yd Rusher/ Two 100-Yd Receivers/400 Yd Passer	at New England (Stevan Ridley 115, Tom Brady 432, Rob Gronkowski 143, Aaron Dobson 130), 11/03/13
vs. Chicago Cardinals (Jimmy Orr 205, Jack McClairen 139, Tom Tracy 106, Bobby Layne 409), 12/13/58	Three 100-Yd Receivers/300 Yd Passer	at St. Louis (Dave Williams 114, Bobby Joe Conrad 133, Jackie Smith 105, Jim Hart 353), 11/10/68
at Cincinnati (James Conner 111, JuJu Smith-Schuster 111, Antonio Brown 105), 10/07/18	100-Yd Rusher/Two 100-Yd Receivers	at New England (Stevan Ridley 115, Rob Gronkowski 143, Danny Amendola 122, Aaron Dobson 130), 11/03/13
at New Orleans (Antonio Brown 185, JuJu Smith-Schuster 115, Roethlisberger 380), 12/23/18	Two 100-Yd Receivers/300-Yd Passer	**vs. Indianapolis (Michael Pittman 115, Alex Pierce 115, Daniel Jones 342), 11/02/25**
indicates current player or occured in 2025		bold indicates fromfrom 2025 season

THE LAST TIME THE STEELERS/OPPONENT...

By Steelers		By Opponent
DEFENSE		
Alex Highsmith (30) vs. Cleveland, 09/18/23	Intercepted Pass Returned for a TD	Marlon Humphrey (37 yards) at Baltimore, 12/21/24
Payton Wilson (21) at Cincinnati, 12/01/24	Fumble Returned for a TD	Denzel Ward (0 yards) at Cleveland, 09/22/22
vs. Baltimore (Miles Killebrew blocked punt out of EZ), 10/08/23	Safety Scored	at Baltimore (Devlin Hodges called for intentional grounding in the endzone), 12/29/19
Pittsburgh 27, St. Louis 0, 12/24/11	Shutout	Baltimore 27, Pittsburgh 0, 11/26/06
vs. Cleveland (9-46), 01/03/22	Eight Sacks (Team)	at Cleveland (8-60), 12/20/09
at Cincinnati (7-39), 09/11/22	Seven Sacks (Team)	at Cleveland (8-60), 12/20/09
vs. Cleveland (6-38), 10/12/25	Six Sacks (Team)	vs. New Orleans (6-37), 11/13/22
Joe Greene (5.0) at Houston, 12/10/72	Five Sacks	None
T.J. Watt (4.0) vs. Cleveland, 01/03/22	Four Sacks	Alfred Williams vs. Cincinnati, 10/16/94
T.J. Watt (3.0) vs. San Francisco, 09/10/23	Three Sacks	Trey Hendrickson vs. Cincinnati (3.5), 01/11/25
Alex Highsmith (2.0) vs. Indianapolis, 11/02/25	Two Sacks	**Jalen Redmond vs. Minnesota (Dublin), 09/28/25**
at Jacksonville (Terrell Edmund, Minkah Fitzpatrick), 11/22/20	Two Interceptions by Teammates	None
at New England (T.J. Watt, Payton Wilson, Darius Slay, Jabrill Peppers), 09/21/25	Four Opp. Fumble Recoveries (Team)	at Cleveland (Phillip Taylor, Craig Robertson, Buster Skrine, D'Qwell Jackson, Usama Young), 11/25/12
at Cincinnati (Payton Wilson 2, Preston Smith 1), 12/01/24	Three Opp. Fumble Recoveries (Team)	at Cleveland (Joe Schobert 2, Jabrill Peppers 1), 09/09/18
vs. Indianapolis (T.J. Watt 1, Derrick Harmon 1), 11/02/25	Two Opp. Fumble Recoveries (Team)	at Baltimore (Arthur Maulet 1, Broderick Washington 1), 01/06/24
at Cincinnati (Payton Wilson 2), 12/01/24	Two Opponent Fumble Recoveries	at Cleveland (Joe Schobert 2), 09/09/18
vs. Indianapolis (Minkah Fitzpatrick, 96t), 11/03/19	70+ Yard Interception Return	at Kansas City (Andy Studebaker, 94), 11/22/09
at Kansas City (7), 10/13/74	Seven Interceptions (Team)	None
vs. Cleveland (6), 10/16/83	Six Interceptions (Team)	vs. Minnesota (6), 09/24/95
vs. New England (5), 12/05/93	Five Interceptions (Team)	vs. Jacksonville (5), 10/08/17
Jack Butler (4) vs. Washington, 12/13/53	Four Interceptions	Dick Anderson (4) at Miami, 12/03/73
at Cincinnati (4), 09/11/22	Four Interceptions (Team)	vs. N.Y. Jets (4), 10/02/22
Darren Perry (3) at Cleveland, 09/11/94	Three Interceptions	Dick Anderson (4) at Miami, 12/03/73
vs. Indianapolis (3), 11/02/25	Three Interceptions (Team)	at Indianapolis (3), 12/16/23
Beanie Bishop Jr. vs. N.Y. Jets, 10/20/24	Two Interceptions	Lamarcus Joyner vs. N.Y. Jets, 10/02/22
vs. Indianapolis (22), 12/27/20	Less Than 25 Rushing Yards	at Carolina (21), 12/18/22
vs. San Francisco (41), 09/10/23	Less Than 50 Rushing Yards	**vs. Indianapolis (38), 11/02/25**
vs. Indianapolis (55), 11/02/25	Less Than 100 Rushing Yards	**vs. Green Bay (93), 10/26/25**
at Tennessee (21), 09/09/10	Less Than 50 Net Passing Yards	vs. Carolina (45), 12/23/10
at Cleveland (77), 11/19/23	Less Than 100 Net Passing Yards	vs. Baltimore (94), 12/11/22
at New England (139), 09/21/25	Less Than 150 Net Passing Yards	vs. L.A. Chargers (105), 09/22/24
at Oakland 98 (81 rush, 17 pass), 10/29/06	Less Than 100 Yards Net Offense	vs. Cleveland 53 (36 rush, 17 pass), 09/10/89
vs. Carolina (119), 12/23/10	Less Than 150 Yards Net Offense	at Tennessee (127), 09/19/10
vs. L.A. Chargers (166), 09/22/24	Less Than 200 Yards Net Offense	vs. Cincinnati (193), 01/04/25
vs. Green Bay (295), 10/26/25	Less Than 300 Yards Net Offense	**vs. Indianapolis (225), 11/02/25**
vs. Minnesota (Dublin) (2), 09/28/25	Forced 2+ Turnover	**vs. Green Bay (1), 10/26/25**
vs. Cleveland (3), 12/08/24	Forced 3+ Turnovers	at Indianapolis (3), 12/16/23
vs. N.Y. Jets (4), 10/02/22	Forced 4+ Turnovers	vs. Cleveland (4), 09/18/23
at New England (5), 09/21/25	Forced 5+ Turnovers	at Cincinnati (5), 09/11/22
vs. Indianapolis (6), 11/02/25	Forced 6+ Turnovers	at Cleveland (6), 09/09/18
at Tennessee (7), 09/19/10	Forced 7+ Turnovers	at Cleveland (8), 11/25/12
SPECIAL TEAMS		
--	Kickoff Recovered for a TD	**George Holani vs. Seattle, 09/14/25**
JuJu Smith Schuster (96) vs. Cleveland, 12/31/17	Kickoff Returned for a TD	Jacoby Jones (108) vs. Baltimore, 11/02/14
Calvin Austin III (73) vs. N.Y. Giants, 10/28/24	Punt Returned for a TD	Desmond King II vs. L.A. Chargers, 12/12/18
Jeremiah Moon at Las Vegas, 10/13/24	Blocked Punt	Javorius Allen at Baltimore, 11/06/16
Ulysees Gilbert III (8) at Buffalo, 09/12/21	Blocked Punt for a TD	Chris Moore (14) at Baltimore, 11/06/16
Dean Lowry vs. N.Y. Jets, 10/20/24	Blocked Field Goal	**Isaiah Rodgers vs. Minnesota (Dublin), 09/28/25**
Bob O'Neill (73) vs. Chicago Cardinals, 10/13/57	Blocked Field Goal for a TD	Chris Moore (14) at Baltimore, 11/06/16
Patrick Peterson vs. Green Bay, 11/12/23	Blocked PAT	Anders Carlson vs. Green Bay, 11/12/23
Chris Boswell (4) vs. Green Bay, 10/26/25	Four Field Goals	**Evan McPherson (4) at Cincinnati, 10/16/25**
Chris Boswell (5) at Cincinnati, 10/22/17	Five Field Goals	Matt Prater (5) at Detroit, 10/29/17
Chris Boswell (6) vs. Baltimore, 11/17/24	Six Field Goals	None
Chris Boswell (56) vs. Green Bay, 10/26/25	50+ Yard Field Goal	**Michael Badgley (52) vs. Indianapolis, 11/02/25**
Chris Boswell (56) vs. Green Bay, 10/26/25		**Michael Badgley (53) vs. Indianapolis, 11/02/25**
Chris Boswell (50) vs. Green Bay, 10/26/25		
Chris Boswell (60) at N.Y. Jets, 09/07/25	60+ Yard Field Goal	None
Chris Boswell at Indianapolis, 12/16/23	Missed PAT	Harrison Butker vs. Kansas City, 12/25/24
Nate Washington (Jeff Reed kick) at Baltimore, 12/30/07	Successful Onside Kick	Denzel Rice (Britton Colquitt kick) vs. Cleveland, 10/28/18
indicates current player or occured in 2025		bold indicates from 2025 season

THE LAST TIME THE STEELERS/OPPONENT...

By Steelers		By Opponent
	SPECIAL TEAMS	
Calvin Austin III (73t) vs. N.Y. Giants, 10/28/24	70-89 Yard Punt Return	C.J. Goodwin (73) at Dallas, 11/08/20
Corliss Waitman (67) vs. Indianapolis, 11/02/25	60-69 Yard Punt	**Ryan Rehkow (60) at Cincinnati, 10/16/25**
None	90+ Yard Punt Return	Charlie Rogers (94t) vs. Seattle, 09/26/99
Corliss Waitman (71) vs. Baltimore, 11/17/24	70+ Yard Punt	Matt Araiza (72) vs. Kansas City, 12/25/24
Chris Rainey (68) at N.Y. Giants, 11/04/12	50-69 Yard Kickoff Return	Jerome Ford (56) vs. Cleveland, 12/08/24
Jordan Berry (10) at Baltimore, 11/06/16	Punted 10+ Times	Jack Fox (10) vs. Detroit, 11/14/21
Steven Sims (89) vs. Tampa Bay, 10/16/22	70-89 Yard Kickoff Return	Dallis Flowers (89) at Indianapolis, 11/28/22
JuJu Smith-Schuster (96t) vs. Cleveland, 12/31/17	90+ Yard Kickoff Return	Jacoby Jones (108t) vs. Baltimore, 11/02/14
	TEAM/MISCELLANEOUS	
520 (110 rush, 410 pass) at Cincinnati, 12/01/24	Gained 500 Yards of Total Offense	552 (120 rush, 432 pass) at Buffalo, 10/09/22
426 (167 rush, 259 pass) vs. N.Y. Giants, 10/28/24	Gained 400 Yards of Total Offense	**454 (94 rush, 360 pass) vs. Green Bay, 10/26/25**
vs. San Francisco, 09/23/07	TD on Offense/Defense/Special Teams	None
vs. Seattle (Aaron Rodgers - Darnell Washington pass), 09/14/25	Made Two-Point Conversion	**vs. Green Bay (Jordan Love - Romeo Doubs pass), 10/26/25**
vs. Green Bay (Aaron Rodgers incomplete), 10/26/25	Failed Two-Point Conversion	**vs. N.Y. Jets (Justin Fields incomplete), 09/07/25**
vs. Carolina (52-21), 11/08/18	50+ Points	at New England (55-31), 11/03/13
at Cincinnati (44-38), 12/01/24	40+ Points	at Cincinnati (41-10), 11/28/21
at Cincinnati (31-33), 10/16/25	30+ Points	**vs. Green Bay (25-35), 10/26/25**
Baltimore 26, Pittsburgh 23, 10/06/19	Overtime Loss	Pittsburgh 23, Cincinnati 20, 09/11/22
Pittsburgh 16, Detroit 16, 11/14/21	Overtime Tie	Pittsburgh 16, Detroit 16, 11/14/21
Pittsburgh 16, Detroit 16, 11/14/21	Overtime Tie at Home	Pittsburgh 21, at Cleveland 21, 09/09/18
Pittsburgh 21, at Cleveland 21, 09/09/18	Overtime Tie on the Road	Pittsburgh 16, Detroit 16, 11/14/21
vs. Carolina (21), 11/08/18	20 First-Quarter Points	vs. Kansas City (21), 09/16/18
at Cincinnati (20), 12/01/24	20 Second-Quarter Points	at Buffalo (21), 10/09/22
at Green Bay (21), 12/22/13	20 Third-Quarter Points	at Philadelphia (21), 09/25/16
at Minnesota (21), 12/09/21	20 Fourth-Quarter Points	**vs. Green Bay (21), 10/26/25**
vs. St. Louis (27-0), 12/24/11	Shutout at Home	vs. Baltimore (0-16), 09/03/00
at Cleveland (41-0), 12/24/05	Shutout on the Road	at Baltimore (0-27), 11/26/06
vs. Seattle (23-20), 10/17/21	Overtime Win at Home	vs. Baltimore (23-20), 10/01/15
at Cincinnati (23-20), 09/11/22	Overtime Win on the Road	at Dallas (27-24), 12/16/12
at Denver (10), 09/15/24	10 Penalties	at Cincinnati (11), 12/01/24
vs. Indianapolis (3), 11/02/25	Three Total TDs	**at Cincinnati (3), 10/16/25**
vs. Cleveland, 10/12/25	No Turnovers	**vs. Green Bay (25-35), 10/26/25**
at Cincinnati (4), 10/16/25	Four Total TDs	**vs. Seattle (4), 09/14/25**
vs. San Diego Chargers (40:20), 10/04/09	40:00+ Time of Possession	vs. St. Louis Rams (40:00), 10/26/03
vs. Cleveland, 10/12/25	No Sacks/Interceptions Allowed	**vs. Green Bay , 10/26/25**
at Cincinnati (7-20-7-10), 12/01/24	Score TD In Each Quarter	**at N.Y. Jets (9-10-7-6), 09/07/25**
vs. Carolina (31, first half), 11/08/18	30+ One-Half Points	at Buffalo (31, first half), 10/09/22
vs. N.Y. Jets (37-15), 10/20/24	Won Game by 20+ Points	at Houston (30-6), 10/01/23
indicates current player or occured in 2025		bold indicates from 2025 season