



2023

CHIEFS VS. CHARGERS - REGULAR SEASON GAME 7 - OCTOBER 22, 2023

# GAME NOTES





## CHIEFS TAKE ON CHARGERS AT GEHA FIELD AT ARROWHEAD



Kansas City Chiefs (5-1) vs. Los Angeles Chargers (2-3)

Sunday, October 22, 2023 • CBS • 3:25 p.m. CT

GEHA Field at Arrowhead • Kansas City, Missouri

### THIS WEEK'S MEDIA AVAILABILITY

Date	Practice	Coach	Media	Players
Tuesday, Oct. 17	No Media Availability			
Wednesday, Oct. 18	1:20 p.m.	Reid	11:45 a.m.	11:45 a.m.
Thursday, Oct. 19	1:20 p.m.	Assts.	11:45 a.m.	11:45 a.m.
Friday, Oct. 20	11:45 a.m.	Reid	1:00 p.m.	1:00 p.m.
Saturday, Oct. 21	No Media Availability			
Sunday, Oct. 22	Chiefs vs. Chargers - 3:25 p.m. CT			

\* All times are approximate and subject to change with little or no notice.  
 \* For credential requests to cover practice, please email Brad Gee at [bgee@chiefs.nfl.com](mailto:bgee@chiefs.nfl.com). For game credential questions, please email Cydney Glaze at [cglaze@chiefs.nfl.com](mailto:cglaze@chiefs.nfl.com).

The Kansas City Chiefs are back at GEHA Field at Arrowhead Stadium this Sunday to take on AFC West rivals, the Los Angeles Chargers. Kickoff is slated for 3:25 p.m. CT. KC enters the game with a 5-1 record after defeating the Denver Broncos 19-8 last Thursday night. Since 2013, the Chiefs hold a 15-5 record against LA and have won the last three meetings. Kansas City is in the midst of its quest for an eighth-straight AFC West title. Over the last four seasons, the Chiefs have played in three Super Bowls (LIV, LV and LVII). Kansas City has hosted a record five-straight AFC Championship Games at GEHA Field at Arrowhead Stadium. In 2022, the Chiefs finished with a 14-3 record and the number one seed in the AFC. KC has clinched seven-consecutive AFC West titles, tying for the second-longest streak in NFL history (NE - 11, 2009-19). Since 2015, Kansas City has tallied a 43-6 record (.878) against AFC West opponents, the NFL's best divisional record over an eight-year span since divisional realignment in 2002. Under Reid, KC has qualified for the postseason nine times in 10 seasons and has nine 10+ win seasons. Reid owns 274 career victories (regular and postseason combined). He ranks fourth on the NFL's all-time wins list. He has tallied 122 regular season wins in Kansas City.

Chiefs QB Patrick Mahomes is in his sixth season as the club's starting quarterback. As the starter, Mahomes has led the team to five-consecutive home AFC Championship Games, three Super Bowl appearances and earned NFL MVP (2018, 2022) and Super Bowl MVP honors (2019, 2022). Mahomes has now defeated all 31 teams in the NFL, the youngest QB to reach that milestone. Since 2018, he leads the league in yards (25,550), touchdowns (203), 25+ yard completions (218) and first down throws (1,257). With only 53 interceptions (since 2018), he owns a +150 TD/INT ratio, the highest mark of any active QB in that span. He owns 43 career games of 300+ passing yards. TE Travis Kelce has recorded an NFL record seven-straight 1,000-yard receiving seasons (346 yards in 2023). He owns 36 games with 100+ receiving yards (most in NFL history for a tight end) and has caught at least one pass in 166 consecutive games (reg. and postseason). Since entering the NFL in 2013, Kelce leads all tight ends in receiving yards (10,690) and receptions (850). He ranks first in touchdowns (72) and catches of 25+ yards (82). Defensively in 2023, the Chiefs rank tied for third in the NFL in points allowed (14.7 ppg).

The 2023 Chiefs feature several new faces including two new tackles, Jawaan Taylor (RT) and Donovan Smith (LT). The club drafted DE Felix Anudike-Uzomah in the first round (31st overall) and WR Rashee Rice in the second round (55th overall) of the 2023 NFL Draft held in Kansas City. For the first time in six seasons the Chiefs have a new offensive coordinator. OC Matt Nagy takes on that role for the club after serving in that same capacity from 2016-17. This year's regular season schedule features eight games vs. seven playoff teams from 2022. The combined 2022 record of Kansas City's 2023 home and away opponents is 147-140-0 (.512).

### BROADCAST INFORMATION

**TV Coverage**  
CBS (KCTV Local)

**Play-by-Play:** Jim Nantz  
**Analyst:** Tony Romo  
**Sideline:** Tracy Wolfson

**Tico Sports (Kansas City)**  
Audacy App (Chiefs en Espanol)  
Spanish Radio Broadcast

**Play-by-Play:** Enrique Morales  
**Color:** Oscar Monterroso  
**Sideline:** Hannah Bassham

**Chiefs Radio Network**  
WDAF (106.5 FM)

**Play-by-Play:** Mitch Holthus  
**Color:** Danan Hughes  
**Sideline:** Josh Klingler

**Chiefs Pregame & Postgame Show**  
WDAF (106.5 FM) & KCSP (610 AM)

**Hosts:** Art Hains and Dan Israel

**Chiefs Twitter Accounts:** @Chiefs @KCChiefs\_Matt @ChiefsPR  
**Postgame Press Confs Live:** Chiefs Youtube/Facebook Channels

### CHIEFS MEDIA WEBSITE INFORMATION

The Kansas City Chiefs 2023 Media Guide is available on the Chiefs media information website, NFLOMG.com. The club's site is an improved interactive online media guide that features an in-game statistics monitoring platform, in addition to the weekly press materials such as transcripts, weekly releases, bios, additional stats and more. The team's guide is updated weekly throughout the season to reflect the most up-to-date information. Media members can also access the Chiefs credential application through the site. To login, the username is **chiefsmedia** and the password is **chiefs**.



### DID YOU KNOW?

In six seasons as a starting quarterback in the NFL, Chiefs QB Patrick Mahomes has only lost 17 regular season games. 15 of those 17 games have been by one score or less. The average point differential in those losses is 5.9 points per game. The Chiefs record since 2018 when Mahomes took over as the club's starting QB is 69-17 and 80-22 including postseason games.

### CHIEFS COMMUNICATIONS STAFF CONTACT INFORMATION

Ted Crews	Executive Vice President of Communications	(816) 920-4359	<a href="mailto:tcrews@chiefs.nfl.com">tcrews@chiefs.nfl.com</a>
Brad Gee	Vice President of Football Communications	(816) 920-4349	<a href="mailto:bgee@chiefs.nfl.com">bgee@chiefs.nfl.com</a>
Luke Shanno	Senior Director of Corporate Communications	(816) 920-4351	<a href="mailto:lshanno@chiefs.nfl.com">lshanno@chiefs.nfl.com</a>
Cydney Glaze	Director of Communications & Admin.	(816) 920-4352	<a href="mailto:cglaze@chiefs.nfl.com">cglaze@chiefs.nfl.com</a>
Kelsey Boal	Communications Assistant	(816) 920-4355	<a href="mailto:kboal@chiefs.nfl.com">kboal@chiefs.nfl.com</a>
Jade Thomas	Communications Seasonal Assistant	(816) 920-4285	<a href="mailto:jthomas@chiefs.nfl.com">jthomas@chiefs.nfl.com</a>
Kallen Webster	Communications Seasonal Assistant	(816) 920-4403	<a href="mailto:kwebster@chiefs.nfl.com">kwebster@chiefs.nfl.com</a>

## CHIEFS VS. CHARGERS TEAM COMPARISONS

	 Chiefs	 Chargers
Record	5-1	2-3
Division Standing	1st (AFCW)	3rd (AFCW)
Turnover Margin (NFL Rank)	0 (T-14th)	5 (T-6th)
<b>Offense (NFL Rank)</b>		
Net Yards Per Game	382.3 (4th)	365.4 (8th)
Yards Per Play	5.7 (5th)	5.6 (8th)
Points Per Game	24.5 (9th)	25.4 (7th)
Possession Average	32:34 (5th)	28:30 (22nd)
Net Rushing Yards Per Game	118.5 (11th)	106.4 (18th)
Net Passing Yards Per Game	263.8 (2nd)	259.0 (5th)
Had Intercepted/Yards	7/99	2/16
Sacks Allowed/Yards	6/-41 (T-2nd)	10/-87 (T-5th)
Fumbles/Lost	7/2	5/1
Third Down Pct.	48.1% (3rd)	38.2% (19th)
Red Zone TD Pct.	54.2% (17th)	65.0% (5th)
Giveaways	9 (T-20th)	3 (T-1st)

### Defense (NFL Rank)

Net Yards Per Game	284.0 (6th)	391.6 (31st)
Yards Per Play	4.8 (7th)	5.8 (30th)
Points Per Game	14.7 (2nd)	24.8 (23rd)
Net Rushing Yards Per Game	100.2 (12th)	102.6 (14th)
Net Passing Yards Per Game	183.8 (6th)	289.0 (32nd)
Intercepted By/Yards	3/28	3/17
Sacks For/Yards	17/-88 (T-12th)	21/-144 (T-3rd)
Opp. Fumbles/Opp. Fumble Recovs.	11/6	7/5
Third Down Pct.	36.0% (9th)	33.3% (T-4th)
Red Zone TD Pct.	50.0% (T-12th)	50.0% (T-12th)
Takeaways	9 (T-10th)	8 (T-12th)



### Special Teams (NFL Rank)

Punts-Average Yards (Gross)	48.7 (9th)	40.7 (32nd)
Punts-Average Yards (Net)	44.0 (9th)	38.4 (29th)
Punt Returns-Average Per	6.1 (29th)	12.2 (9th)
Punt Returns-Average Per Allowed	9.3 (17th)	5.4 (4th)
Kickoff Returns-Average Per	17.0 (27th)	19.5 (T-23rd)
Kickoff Returns-Avg. Per Allowed	22.0 (16th)	30.5 (28th)
Field Goal Percentage/(M/A)	100.0% (14/14)	87.5% (7/8)

### Penalties (NFL Rank)

Penalties Against/Yards	40/350 (T-24th)	35/320 (T-10th)
Opp. Penalties Against/Yds	26/232 (T-30th)	39/293 (12th)

## CHIEFS VS. CHARGERS IND. COMPARISONS

	 Chiefs	 Chargers	
<b>PASSING YARDS</b>			
Mahomes	1,593	Herbert	1,333
<b>RUSHING YARDS</b>			
Pacheco	387	Kelley	209
Mahomes	185	Ekeler	144
Edwards-Helaire	100	Herbert	75
<b>RECEIVING YARDS</b>			
Kelce	346	Allen	519
Rice	245	Williams	249
Watson	219	Palmer	220
Gray	147	Everett	123
<b>POINTS SCORED</b>			
Butker	57	Dicker	35
Kelce	18	Allen	24
Pacheco	18	Herbert	18
Two Tied	12	Parham	18
<b>INTERCEPTIONS</b>			
Edwards	1	Jackson*	1
Reid	1	Samuel	1
Bolton	1	Murray	1
<b>SACKS</b>			
Jones	5.5	Mack	7.0
Danna	3.5	Fox	5.0
Karlaftis	2.5	Bosa	3.0
<b>DEFENSIVE TACKLES</b>			
Tranquill	35	Murray	35
McDuffie	30	Davis	29
Sneed	30	James	27
Reid	29	Samuel	26
<b>KICKOFF RETURNS (AVG.)</b>			
Washington	1 (20.0)	Davis	2 (19.5)
<b>PUNT RETURNS (AVG.)</b>			
Washington	8 (7.6)	Davis	10 (12.2)
<b>FIELD GOALS</b>			
Butker	14/14 (100.0%)	Dicker	7/8 (87.5%)
<b>PUNTS (GROSS/NET AVG.)</b>			
Townsend	18 (48.7/44.0)	Scott	21 (40.7/38.4)

## CHIEFS VS. CHARGERS SERIES HISTORY

• The Chiefs and the Chargers are matching up for the 127th time between the regular season and the postseason. These teams have met once in the postseason, following the 1992 season when they faced each other in the Wild Card round. Overall, the Chiefs are 67-58-1 against the Chargers.

• The Chiefs will look for their fourth consecutive win over the Chargers after defeating them in an overtime thriller in 2021 and winning both 2022 matchups that each were decided by just three points.

• Since becoming the team's starter in 2018, QB Patrick Mahomes has gone 7-3 against this AFCW opponent. Since becoming head coach in 2013, Andy Reid has posted a 15-5 record against the Chargers.

• In the past 10 matchups, there have been two games decided by overtime, both of which the Chiefs were victorious, and seven games decided by seven or fewer points.

### CHIEFS VS. CHARGERS SERIES HISTORY - LAST 10 GAMES

Date	Result	Of Note
09/09/2018	W, 38-23	KC: Hill returned a punt 91 yards for a TD.
12/13/2018*	L, 28-29	LAC: Williams had two TD receptions from Rivers.
11/18/2019	W, 24-17	KC: Williams and McCoy both had a rushing TD.
12/29/2019*	W, 31-21	KC: Hardman returned a kick 104 yards for a TD.
09/20/2020	W, 23-20 (OT)	KC: Butker converted two 58-yard FGs, one in OT to win.
01/03/2021*	L, 21-38	LAC: Herbert threw for 302 yards with three TDs.
09/26/2021*	L, 24-30	LAC: Four receivers had TD receptions, Williams had two.
12/16/2021	W, 34-28 (OT)	KC: Mahomes threw for 410 yards and three TDs.
09/15/2022*	W, 27-24	KC: Watson had a 99-yard pick-six to take the lead.
11/20/2022	W, 3-287	KC: Pacheco rushed for 107 yards and Kelce totaled three TDs.

\*GEHA Field at Arrowhead Stadium

## CHIEFS HEAD COACH ANDY REID



Reid is in his 32nd NFL season, 25th as a head coach and 11th with the Chiefs. In his first ten seasons with the club, Reid tallied 122 regular season wins, more victories than any other head coach in franchise history in that timeframe. Reid's 71 wins at GEHA Field at Arrowhead Stadium passed Marty Schottenheimer for most wins at the home of the Chiefs (64). In 2019, Reid led the Chiefs to their first Super Bowl appearance and victory in 50 years, bringing the Lombardi

Trophy back to Kansas City for the first time since the 1969 season. Additionally, the Chiefs 35-24 victory over the Tennessee Titans in the AFC Championship Game brought the Lamar Hunt Trophy to Kansas City for the first time ever. Under Reid, the Chiefs have made the playoffs nine of ten seasons, including a franchise best 14-2 record in 2020. Reid has led the Chiefs to back-to-back Super Bowl appearances (LIV and LV) and returned to the Super Bowl stage last season where they won Super Bowl LVII.

The Chiefs are now the first team in NFL history to host five-consecutive conference championship games (2018-22). The club has also earned seven-straight AFC West titles (2016-22) for the first time in franchise history. In 2015, the Chiefs won their first playoff game since 1994, defeating the Texans 30-0. The team finished 11-5 after a 1-5 start in 2015. It was the greatest turnaround in a single-season in NFL history. In 2013, Reid led the Chiefs to an 11-5 record marking the greatest single-season turnaround in franchise history after the team finished 2-14 in 2012.

Prior to joining the Chiefs, Reid led the Eagles to a 130-93-1 (.583) regular season record during his 14 seasons as head coach. He led the Eagles franchise to one Super Bowl appearance. When you include his time as an NFL assistant coach, his teams have made the playoffs 22 times (31-21 record), and he has coached in six Super Bowls, eight NFC Championships and five AFC Championships. Reid spent seven seasons as an assistant coach with the Green Bay Packers under Head Coach Mike Holmgren. Prior to joining the NFL ranks, Reid's final collegiate stop was the University of Missouri (1989-91). Prior to his stint with the Tigers, Reid spent two years working with the offensive line at the University of Texas – El Paso, and before that, he held the same position with Northern Arizona. In 1983, Reid took the position of offensive coordinator and offensive line coach at San Francisco State (1983-85). A tackle/guard at Brigham Young University from 1979-81, Reid entered the coaching ranks as a graduate assistant at BYU in 1982.

<b>NFL Head Coach:</b>	25th Year	<b>Record w/ KC:</b>	122-46 (.726)
<b>NFL Coach Overall:</b>	32nd Year	<b>Record w/ PHI:</b>	130-93-1 (.583)
<b>NFL Overall:</b>	274-155-1 (.638)	<b>Record vs. LAC:</b>	17-6 (.739)
<b>Reg. Season:</b>	252-139-1 (.644)	<b>College:</b>	BYU ('81)
<b>Postseason:</b>	22-16 (.579)	<b>Hometown:</b>	Los Angeles, Calif.

### ANDY REID'S CAREER PATH


1979-82	BYU	Tackle/Guard ('79-81) Graduate Assistant ('82)
1983-85	San Francisco State	Offensive Coordinator Offensive Line
1986	Northern Arizona	Offensive Line
1987-88	Texas-El Paso	Offensive Line
1989-91	Missouri	Offensive Line
1992-98	Green Bay Packers	Tight Ends / Offensive Line ('92-96) Quarterbacks ('97-98)
1999-12	Philadelphia Eagles	Head Coach ('99-00) HC/Exec. V.P. Football Ops ('01-12)
2013-23	Kansas City Chiefs	Head Coach



### ANDY REID'S HARDWARE



## CHARGERS HEAD COACH BRANDON STALEY



The Los Angeles Chargers hired Brandon Staley as the 17th head coach in franchise history, becoming the first Bolts head coach with a defensive background in over a decade. One of the most progressive minds in football, Staley brought an aggressive approach to the Chargers, leading the Bolts to a pair of winning seasons and a playoff berth in his first two years with the team. In those two seasons, Staley coached seven players to be selected to a combined eight Pro Bowls.

Staley led the Bolts in 2022 to a 10-7 regular-season record and a postseason appearance, the team's first since 2018. He coached a pair of Chargers defenders to a Pro Bowl selection — safety Derwin James Jr., and outside linebacker Khalil Mack, both of who earned their second all-star nods under Staley.

The offense rank third in passing offense (269.6 net passing yards per game) and No. 9 in total offense (359.3 total net yards per game) in the NFL in 2022. The unit set a single-season NFL record by featuring six players with at least 500 receiving yards and three touchdown grabs. Quarterback Justin Herbert continued to set records, as no player has more completions (1,316), passing yards (14,089) or total touchdowns (102) over the first three seasons of a career. Herbert is also the only quarterback in NFL history to begin a career with three consecutive seasons of 4,000-plus passing yards and the second player ever to throw 25 touchdowns in each of their first three years, joining Hall of Fame quarterback Peyton Manning.

In Staley's first season at the helm in 2021, Los Angeles offense set single-season team records for first downs (401), passing touchdowns (38) and fewest fumbles (10). The offensive unit also scored 181 fourth-quarter points, good for the second-most in a season in NFL history, and led the NFL with 22 fourth-down conversions and seven two-point conversions. Staley called a defense that led the NFL with 11 strip-sacks and paced the AFC with 19 forced fumbles. Six Chargers were selected to the Pro Bowl, including five that were tabbed as starters.

Staley began his coaching career as a graduate assistant at Northern Illinois (2006-08) before coaching the defensive line and special teams in 2009 at the University of St. Thomas. He played quarterback at the University of Dayton, serving as a team captain and was a two-year starter from 2003-04, helping the Flyers post a 16-5 record as the starter. He ended his playing career at Mercyhurst College, playing there in 2005 with his twin brother, Jason. A native of Perry, Ohio, Staley and his wife, Amy, have three sons — Colin, Will and Grant.

<b>NFL Head Coach:</b>	3rd Year	<b>Record w/ LAC:</b>	21-18 (.538)
<b>NFL Coach Overall:</b>	7th Year	<b>Record vs. KC:</b>	0-0 (.000)
<b>NFL Overall:</b>	21-18 (.538)	<b>College:</b>	Dayton ('02-04), Mercyhurst ('05)
<b>Reg. Season:</b>	21-18 (.538)	<b>Hometown:</b>	Perry, Ohio
<b>Postseason:</b>	0-1 (.000)		

### BRANDON STALEY'S CAREER PATH

2003-04	Dayton	Quarterback
2005	Mercyhurst	Quarterback
2006-08	Northern Illinois	Graduate Assistant
2009	St. Thomas	Defensive Line/Special Teams
2010-11	Hutchinson	Associate Head Coach/Defensive Coordinator
2012	Tennessee	Graduate Assistant
2013	John Carroll	Defensive Coordinator/Secondary
2014	James Madison	Defensive Coordinator/Linebackers
2015-16	John Carroll	Defensive Coordinator/Secondary
2017-18	Chicago Bears	Outside Linebackers
2019	Denver Broncos	Outside Linebackers
2020	Los Angeles Rams	Defensive Coordinator
2021-23	Los Angeles Chargers	Head Coach



### BRANDON STALEY'S HARDWARE



# CHIEFS-CHARGERS CONNECTIONS

## COLLEGE CONNECTIONS

Underline> indicates a coach or administrative role (c/a).  
**Bold>** indicates a connection from a current coach's former playing career.

	KC	(c/a) Porter Ellett	2010-14
	LAC	CB Michael Davis	2013-16
	KC	WR Justyn Ross	2018-21
	LAC	OL Jordan McFadden	2018-22
	LAC	LB Tanner Muse	2015-19
	LAC	(c/a) Chandler Whitmer	2020
	KC	TE Noah Gray	2017-20
	LAC	OLB Chris Rumph II	2017-20
	KC	DT Derrick Nnadi	2014-17
	LAC	S Derwin James Jr.	2015-17
	LAC	TE Tre' McKitty	2017-19
	LAC	CB Asante Samuel Jr.	2017-20
	KC	S Mike Edwards	2015-18
	LAC	(c/a) Derrick Ansley	2013-15
	KC	RB Clyde Edwards-Helaire	2017-19
	KC	DT Neil Farrell	2017-21
	LAC	C/G Will Clapp	2014-17
	KC	DE Mike Danna	2019
	LAC	DL Christopher Hinton	2019-21
	KC	LB Drue Tranquill	2014-18
	LAC	S Alohi Gilman	2017-19
	LAC	(c/a) Mike Hiestand	2014-15
	KC	C Creed Humphrey	2017-20
	LAC	LB Kenneth Murray Jr.	2017-19
	KC	T Donovan Smith	2011-14
	LAC	DL Austin Johnson	2012-15
	KC	S Justin Reid	2015-17
	LAC	T Foster Sarell	2017-20
	KC	T Lucas Niang	2016-19
	LAC	WR Derius Davis	2018-22
	KC	OL Wanya Morris	2019-20
	KC	G Trey Smith	2017-20
	KC	P Tommy Townsend	2015
	LAC	(c/a) Kevin Koger	2015
	LAC	WR Joshua Palmer	2017-20
	KC	DT Keondre Coburn	2018-22
	KC	DE Charles Omenihu	2015-18
	LAC	K Cameron Dicker	2018-21
	KC	DT Matt Dickerson	2014-17
	LAC	LB Eric Kendricks	2010-14
	KC	CB Trent McDuffie	2019-21
	LAC	(c/a) John Timu	2019-20









## FORMER CHIEFS

• Chargers **DL Nick Williams** played for the Chiefs from 2014-16. He saw time in 21 games.



## NFL CONNECTIONS

Underline> indicates a coach or administrative role (c/a).  
**Bold>** indicates a connection from a current coach's former playing career.

CHIEFS		CHARGERS
(c/a) Matt Nagy (2018-21)		OLB Khalil Mack (2018-21) (c/a) Brandon Staley (2017-18) (c/a) Jay Rodgers (2015-20) DL Nick Williams (2018-19)
DT Matt Dickerson (2022)		S Dean Marlowe (2022)
WR Kadarius Toney (2021-22)		DL Austin Johnson (2020-21) DL Nick Williams (2022)
T Jawaan Taylor (2019-22)		P JK Scott (2021)
WR Marquez Valdes-Scantling (2018-21)		(c/a) Kevin Koger (2019-20) C Corey Linsley (2014-20) P JK Scott (2018-20)
S Justin Reid (2018-21)		DL Christian Covington (2015-18)
DT Matt Dickerson (2018-19) QB Blaine Gabbert (2018)		DL Austin Johnson (2016-19)
TE Blake Bell (2017) (c/a) Brendan Daly (2006-08, 12-13) RB Jerick McKinnon (2014-17)		(c/a) Ryan Ficken (2007-21) LB Eric Kendricks (2015-22)

## BEHIND ENEMY LINES

- Chiefs **Head Coach Andy Reid** is from **Los Angeles, California**.
- Chiefs **CB Trent McDuffie** is from **Westminster, California**, just 30 miles southeast of SoFi Stadium.

## HOMETOWN CONNECTIONS

- There will be three players from **Mobile, Alabama**, on the field Sunday. Chiefs **DT Neil Farrell**, Chiefs **WR Kadarius Toney** and Chargers **S AJ Finley** all share the hometown.
- Right at home, Chiefs **Head Coach Andy Reid** and Chargers **LB Daiyan Henley** are both from **Los Angeles, California**.
- Hailing from the Lone Star State, Chiefs **DT Keondre Coburn** and Chargers **LB Kenneth Murray Jr.** are both from **Houston, Texas**.
- Chiefs **Defensive Quality Control Alex Whittingham** and Chargers **WR Simi Fehoko** are both from **Salt Lake City, Utah**.

## FORMER CHARGERS

- Chiefs **LB Drue Tranquill** was drafted by the Chargers in the fourth round of the 2019 NFL Draft (130th overall). He spent four seasons in Los Angeles, accumulating 278 tackles (185 solo), 6.5 sacks and one interception across 47 games (27 starts).



## WHAT TO WATCH FOR...

• With 49 touchdown connections **QB Patrick Mahomes** and **TE Travis Kelce** currently sit fourth all-time for most QB-TE touchdown connections in NFL history. With three more they can pass QB Drew Brees and TE Jimmy Graham (51) for third all-time.

• **Kelce** currently holds the second-longest active streak of consecutive games played with a pass reception at 148. Only Titans WR DeAndre Hopkins has a longer active streak with 151. **Kelce's** streak is already the longest such streak in franchise history and the third-longest in NFL history for a tight end, just three games from passing PFHOF TE Ozzie Newsome (150) for second.

• With 72 career receiving touchdowns **Kelce** needs just three more to pass Jason Witten for fifth-most as a tight end (74) in NFL history.

• The 72 receiving touchdowns also has **Kelce** just five shy of passing PFHOF TE Tony Gonzalez (76) for most in franchise history. With 75 total career touchdowns scored, **Kelce** ranks third in franchise history, just two away from passing Gonzalez (76) for second place on the list.

• **Kelce** has scored 460 career points. That is third among non-kickers in Chiefs history (seventh overall). With three more points he will pass Gonzalez (462) for second most points as a non-kicker (and sixth overall).

• **WR Marquez Valdes-Scantling** is closing in on a career milestone. With 2,956 career receiving yards, he is just 44 yards shy of 3,000.


• With 40 consecutive starts since being drafted in 2021 **C Creed Humphrey** has the fifth-most consecutive starts to begin a career in Chiefs history. With a start against the Chargers, he will tie DE Tamba Hali (41) for fourth.

• **DT Chris Jones** has recorded at least 1.0 sack in each of his first five games this season, which is the longest streak to start a season in franchise history. Dating back to last season, **Jones** has had a sack in eight consecutive games, tying him with OLB Justin Houston for the second longest streak in franchise history. **Jones** is only four games away from passing his own franchise record for most consecutive games with a sack (11).

• **CB L'Jarius Sneed** has 6.5 career sacks, which is tied for second-most by a defensive back in Chiefs history. With two more sacks he can pass CB Ron Parker (8.0) for the top spot on that list.

• **K Harrison Butker** has made his first 14 field goal attempts of the season. If he makes his next two attempts he will pass K Morten Andersen (2002) for the most consecutive field goals made to start a season (15). With two more field goals on Sunday **Butker** can also pass four former Chiefs kickers for second-most field goals through the team's first seven games of a season (15). **Butker** already holds the franchise record for most field goals through seven games with 22 (2017).

• With a perfect kicking performance on Sunday, **Butker** would become the first Chiefs kicker to go the first seven games of a season without a miss (minimum 10 attempted field goals).



## CHIEFS ASSISTANT COACHES

### OFFENSIVE STAFF

**Matt Nagy**  
Offensive Coordinator

**Joe Bleymaier**  
Pass Game Coordinator

**Connor Embree**  
Wide Receivers

**David Girardi**  
Quarterbacks

**Andy Heck**  
Offensive Line

**Tom Melvin**  
Tight Ends

**Todd Pinkston**  
Running Backs

**Porter Ellett**  
Assistant Running Backs

**Corey Matthaei**  
Assistant Offensive Line

**Dan Williams**  
Offensive Quality Control/Asst. Quarterbacks

**Kevin Saxton**  
Offensive Assistant

### DEFENSIVE STAFF

**Steve Spagnuolo**  
Defensive Coordinator

**Joe Cullen**  
Defensive Line

**Donald D'Alesio**  
Safeties

**Brendan Daly**  
Linebackers

**Ken Flajole**  
Outside Linebackers

**Dave Merritt**  
Defensive Backs

**Terry Bradden**  
Assistant Defensive Line

**Alex Whittingham**  
Defensive Quality Control

**Rod Wilson**  
Defensive Assistant

### SPECIAL TEAMS STAFF

**Dave Toub**  
Assistant Head Coach/Special Teams Coordinator

**Andy Hill**  
Assistant Special Teams

### MISCELLANEOUS

**Ryan Reynolds**  
Head Strength & Conditioning/Director of Sports Science

**Greg Carbin**  
Assistant Strength and Conditioning

**Nick Cassetta**  
Assistant Strength and Conditioning

**Spencer Reid**  
Assistant Strength and Conditioning

**Mike Frazier**  
Statistical Analysis Coordinator

## CHIEFS WIN SUPER BOWL LVII



**CHIEFS SECURE FRANCHISE'S THIRD LOMBARDI TROPHY:** With the 38-35 victory in Super Bowl LVII, the Kansas City Chiefs captured the franchise's third Vince Lombardi Trophy (IV, LIV and LVII) and its second of the past four seasons. The Chiefs become one of 10 NFL teams with three or more Super Bowl championships.

**REID JOINS ELITE GROUP OF CHAMPIONSHIP COACHES:** With the 38-35 victory over the Eagles, Head Coach Andy Reid joins an exclusive fraternity of head coaches who have led their teams to multiple Super Bowl wins. Reid becomes the 14th coach to accomplish this feat and is one of two who are still actively coaching, joining New England's Bill Belichick. His two Super Bowl championships are tied for the fifth-most in NFL history.

### NFL RECORD BOOK

#### MOST SUPER BOWL CHAMPIONSHIPS, HEAD COACH

1.	6	Bill Belichick
2.	4	Chuck Noll
3t.	3	Bill Walsh Joe Gibbs
5t.	2	Vince Lombardi Tom Flores Jimmy Johnson George Seifert Mike Shanahan Tom Coughlin Bill Parcells Tom Landry Don Shula Andy Reid

The victory marked the 12th postseason win for Andy Reid as head coach of the Kansas City Chiefs (2013-22), extending his franchise record. With 10 postseason victories as the head coach of the Philadelphia Eagles from 1999-2012, he is the only head coach in NFL history to have 10 or more postseason wins with two different franchises. His 22 total postseason wins are the second-most postseason wins in NFL history, trailing only Bill Belichick's NFL record of 31 playoff wins.

### CHIEFS RECORD BOOK

#### MOST POSTSEASON WINS, HEAD COACH

1.	12	Andy Reid	2013-22
2.	5	Hank Stram	1960-74
3.	3	Marty Schottenheimer	1989-98

### NFL RECORD BOOK

#### MOST POSTSEASON WINS, HEAD COACH

1.	31	Bill Belichick	1991-22
2.	22	Andy Reid	1999-22
3.	20	Tom Landry	1960-88
4.	19	Don Shula	1963-95
5.	17	Joe Gibbs	1981-07

The game marked Reid's 38th career postseason game as an NFL head coach. He sits in second place for most career games as an NFL head coach, trailing only Bill Belichick's 44 postseason games as an NFL head coach.

### NFL RECORD BOOK

#### MOST POSTSEASON APPEARANCES, HEAD COACH

1.	44	Bill Belichick
2.	38	Andy Reid
3t.	36	Tom Landry Don Shula
5t.	24	Joe Gibbs Chuck Noll Mike Holmgren

### KELCE AND WINCHESTER SET NEW POSTSEASON APPEARANCE

**RECORD:** With appearances in the AFC Championship Game vs. Cincinnati, TE Travis Kelce and LS James Winchester both recorded their 18th postseason game in a Chiefs uniform, extending their franchise record. K Harrison Butker and DT Chris Jones each appeared in their 15th career postseason game with the Chiefs, moving into a tie for the third-most postseason appearances in team annals. QB Patrick Mahomes and DT Derrick Nnadi each appeared in their 14th career postseason game for the club, tying for sixth-most in franchise history.

## SUPER BOWL LVII GAME NOTES: CHIEFS 38 - EAGLES 35

### CHIEFS RECORD BOOK

#### MOST GAMES PLAYED, POSTSEASON, CAREER (ALL 10+)

1t.	18	Travis Kelce	2013-22
		James Winchester	2015-22
3t.	15	Daniel Sorensen	2014-21
		Harrison Butker	2017-22
		Chris Jones	2016-22
6t.	14	Patrick Mahomes	2017-22
		Derrick Nnadi	2018-22
8t.	13	Tyreek Hill	2016-21
		Demarcus Robinson	2016-21
		Anthony Sherman	2013-20

#### **MAHOMES SECURES SECOND MOST VALUABLE PLAYER AWARD:**

QB Patrick Mahomes completed 21 of 27 passes for 182 yards with three touchdowns and no interceptions, good for a 131.8 passer rating. His performance earned him his second career Pete Rozelle Trophy as the Super Bowl's Most Valuable Player. It marked his 10th career postseason game with a 100.0+ passer rating, tying for third-most in NFL history. His 131.8 passer rating is the third-best single-game mark in club postseason history. With his three touchdown passes, he now owns 35 career postseason passing touchdowns, eighth-most in NFL history. His three passing touchdowns tie for the fourth-most in a single postseason game in franchise history. His 77.8 completion percentage ranks as the highest completion percentage in a postseason game in team history.

### NFL RECORD BOOK

#### MOST GAMES WITH 100.0+ PASSER RATING, POSTSEASON

1.	19	Tom Brady	2000-22
2.	12	Joe Montana	1979-94
3t.	10	Aaron Rodgers	2005-22
		Patrick Mahomes	2017-22
5t.	9	Brett Favre	1991-10
		Russell Wilson	2012-22

### CHIEFS RECORD BOOK

#### HIGHEST PASSER RATING, GAME, POSTSEASON

1.	138.2	Patrick Mahomes vs. Pittsburgh	Jan. 16, 2022
2.	134.6	Patrick Mahomes vs. Houston	Jan. 12, 2020
3.	131.8	Patrick Mahomes vs. Philadelphia	Feb. 12, 2023
4.	127.6	Patrick Mahomes vs. Buffalo	Jan. 24, 2021
5.	124.8	Len Dawson at Buffalo	Jan. 1, 1967

### NFL RECORD BOOK

#### MOST TOUCHDOWN PASSES, POSTSEASON, CAREER

1.	88	Tom Brady
2t.	45	Joe Montana
		Aaron Rodgers
4.	44	Brett Favre
5.	40	Peyton Manning
6.	37	Drew Brees
7.	36	Ben Roethlisberger
8.	35	Patrick Mahomes
9.	32	Dan Marino
10.	31	Kurt Warner

### CHIEFS RECORD BOOK

#### HIGHEST COMPLETION PERCENTAGE, POSTSEASON, GAME (MIN. 15 COMP.)

1.	77.8	Patrick Mahomes vs. Philadelphia	Feb. 12, 2023
2.	77.3	Alex Smith vs. Houston	Jan. 9, 2016
3.	76.9	Patrick Mahomes vs. Pittsburgh	Jan. 16, 2022
4.	76.3	Patrick Mahomes vs. Buffalo	Jan. 24, 2021
5.	75.0	Patrick Mahomes vs. Buffalo	Jan. 23, 2022

**MAHOMES AND KELCE COMBINE FOR ANOTHER SCORE:** QB Patrick Mahomes found TE Travis Kelce for an 18-yard touchdown to get the Chiefs on the board in Super Bowl LVII. The pitch-and-catch marked the 14th touchdown connection between the pair. The two sit in second place behind only QB Tom Brady and TE Rob Gronkowski, who own 15 total touchdown connections.

### NFL RECORD BOOK

#### MOST QB-TE TOUCHDOWN CONNECTIONS, POSTSEASON

1.	15	Tom Brady – Rob Gronkowski
2.	14	Patrick Mahomes – Travis Kelce
3.	12	Joe Montana – Jerry Rice
4.	10	Brett Favre – Antonio Freeman

**KELCE EXTENDS RECEPTION STREAK:** With six receptions in the game, TE Travis Kelce recorded his 18th consecutive postseason game with three or more receptions, accomplishing the feat in every postseason game of his career. His streak of 18 games with three or more receptions sits as an NFL postseason record. He finished the game with 81 yards and one touchdown on the six catches.

### NFL RECORD BOOK

#### MOST CONSECUTIVE POSTSEASON GAMES, 3 OR MORE PASS RECEPTIONS

1.	18	Travis Kelce	Jan. 9, 2016 – Jan. 29, 2023
2.	16	Jerry Rice	Dec. 29, 1985 – Jan. 7, 1995
3.	14	Julian Edelman	Jan. 11, 2014 – Jan. 4, 2020
4t.	12	Wes Welker	Jan. 12, 2008 – Feb. 2, 2014
		Jay Novacek	Jan. 5, 1992 – Jan. 28, 1996

**KELCE FINDS PAYDIRT. MOVES UP NFL TOUCHDOWN CHARTS:** With an 18-yard touchdown reception in the game, TE Travis Kelce now owns 16 career touchdown catches, extending his postseason franchise record for receiving touchdowns. He has passed TE Rob Gronkowski (15) for the most touchdown catches by a tight end in NFL postseason history and is now in sole possession of the second-most touchdown receptions by any pass catcher in postseason history, trailing only PFHOF WR Jerry Rice's 22 touchdown receptions.

### CHIEFS RECORD BOOK

#### MOST RECEIVING TOUCHDOWNS, POSTSEASON, CAREER

1.	16	Travis Kelce (18 games)	2013-22
2.	5	Tyreek Hill (13 games)	2016-21
3.	4	Damien Williams (5 games)	2018-19
4.	3	Byron Pringle (9 games)	2018-21
5t.	2	Otis Taylor (7 games)	1965-75
		Fred Jones (3 games)	1990-93
		J.J. Birden (8 games)	1990-94
		Tony Gonzalez (3 games)	1997-08
		Albert Wilson (3 games)	2014-16
		Marquez Valdes-Scantling (3 games)	2022

### NFL RECORD BOOK

#### MOST TOUCHDOWNS, POSTSEASON, CAREER, TIGHT END

1.	16	Travis Kelce	Kansas City
2.	15	Rob Gronkowski	New England/Tampa Bay
3t.	7	Vernon Davis	San Francisco/Denver
		Dave Casper	Houston/Oakland
5t.	6	Keith Jackson	Philadelphia/Miami/Green Bay
		Jay Novacek	Dallas

### NFL RECORD BOOK

#### MOST RECEIVING TOUCHDOWNS, POSTSEASON, CAREER

1.	22	Jerry Rice	1985-04
2.	16	Travis Kelce	2013-22
3.	15	Rob Gronkowski	2010-21
4.	12	John Stallworth	1974-87
5t.	10	Fred Biletnikoff	1965-78
		Larry Fitzgerald	2004-20
		Antonio Freeman	1995-03
		Randy Moss	1998-12
		Hines Ward	1998-11

The first-quarter touchdown reception marked Kelce's fourth of the 2022 postseason. His four trips to the endzone this postseason tie him for the second-most touchdown receptions by a tight end in a single postseason in NFL history. He ties his own mark of four from the 2019 postseason as well as Vernon Davis's four from the 2011 postseason. He also had three postseason touchdown receptions in 2020 and 2021.



**NFL RECORD BOOK****MOST TOUCHDOWN RECEPTIONS, SEASON, POSTSEASON**

1.	5	Dave Casper	1977
2t.	4	Travis Kelce	2022
		Travis Kelce	2019
		Vernon Davis	2011
5t.	3	Travis Kelce	2020
		Travis Kelce	2021
		Brent Celek	2008
		Jimmy Graham	2011
		Rob Gronkowski	2017
		Rob Gronkowski	2011
		Rob Gronkowski	2015
		Rob Gronkowski	2014
		Brent Jones	1989
		Steve Junker	1957
		Dustin Keller	2009
		Dennis Pitta	2012
		Dalton Schultz	2022

**PACHECO FINDS PAYDIRT:** Rookie RB Isiah Pacheco recorded a one-yard touchdown run to open the game's second half. It marked the first postseason touchdown of his career. Pacheco finished the game with 15 carries for 76 yards with the one-yard touchdown.

**SAUNDERS DROPS HURTS:** DT Khalen Saunders recorded a one-yard sack of Eagles QB Jalen Hurts in the game's third quarter. This is his first career postseason sack, and he now owns 5.5 sacks on his career (regular season and postseason). Saunders finished tonight's game with two tackles (one solo) and one sack.

**ONEY HAULS IN TOUCHDOWN CATCH:** WR Kadarius Toney caught a five-yard touchdown pass from QB Patrick Mahomes in the fourth quarter of the game. It marks Toney's first-career postseason touchdown. He finished the game with one catch for five yards and a touchdown.

**MOORE GRABS FIRST TOUCHDOWN:** Rookie WR Sky Moore recorded a four-yard touchdown in the fourth quarter of the game. It marked his first receiving touchdown of the year, regular season or postseason. Moore finished the game with the one touchdown catch for four yards.

**BOLTON SCOOPS AND SCORES:** LB Nick Bolton recovered a fumble of Eagles QB Jalen Hurts and returned it for a 36-yard touchdown. This is Bolton's first-career postseason touchdown and his second postseason fumble recovery, with both coming in the 2022 playoffs. With one fumble recovery for a touchdown in the regular season (86 yards at Denver, 1/8/22), he now owns three total fumble recoveries with two of them going for touchdowns. It marked the club's defensive touchdown in a postseason game. Bolton finished tonight's game with a game-high nine tackles (eight solo) and the one fumble recovery for a touchdown.

**CHENAL RECORDS SACK:** Rookie LB Leo Chenal was credited with a one-yard sack of Philadelphia QB Jalen Hurts, recording his first-career postseason sack. He finished the game with six tackles (four solo), including one tackle for loss, to go with the sack.

**BUTKER MOVES UP POSTSEASON POINTS CHART:** K Harrison Butker scored eight points in tonight's game on one field goal and five PATs. He now owns 117 career postseason points, moving into 10th place in NFL history for most postseason points by any player in NFL history. His 117 points are the seventh-most by a kicker in NFL postseason history.

**NFL RECORD BOOK****MOST POINTS, POSTSEASON, CAREER (ALL PLAYERS WITH 100+ POINTS)**

1.	238	Adam Vinatieri	1996-19
2.	212	Stephen Gostkowski	2006-20
3.	175	David Akers	1998-13
4.	163	Mason Crosby	2007-22
5.	153	Gary Anderson	1982-04
6.	132	Jerry Rice	1985-04
7t.	126	Emmitt Smith	1990-04
		Thurman Thomas	1988-00
		Robbie Gould	2005-22
10.	117	Harrison Butker	2017-22

**BY THE NUMBERS****5**

Super Bowl Appearances

**9**

AFL/AFC Championship Appearances

**13**

AFC West Championships

**526**

Regular Season Franchise Wins

**13**

Pro Football Hall of Famers

**52**

Chiefs Hall of Famers (Includes D. Hall)

**242**

Number of Chiefs wins vs. AFC West opponents, the most of any other AFC West team in intra-division affairs (reg. and postseason combined)

**10**

Retired Chiefs numbers

**64**

The club is in its 64th season of existence

**82,893**

Largest crowd (regular season)

**142.2**

Decibel level at GEHA Field at Arrowhead

**274**

Games won by Head Coach Andy Reid

**25.2**

Average Age of the Current Chiefs Roster

**5**

Walter Payton Man of the Year Recipients

**52**

Seasons at GEHA Field at Arrowhead Stadium

## CHIEFS 2023 SCHEDULE

### PRESEASON SCHEDULE

Date	Opponent	Time	Results
Sunday, Aug. 13	at New Orleans Saints	12:00 p.m.	L, 24-26
Saturday, Aug. 19	at Arizona Cardinals	7:00 p.m.	W, 38-10
Saturday, Aug. 26	Cleveland Browns	12:00 p.m.	W, 33-32

### REGULAR SEASON SCHEDULE

Date	Opponent	Time	Result
Thursday, Sept. 7	Detroit Lions	7:20 p.m.	L, 20-21
Sunday, Sept. 17	at Jacksonville Jaguars	12:00 p.m.	W, 17-9
Sunday, Sept. 24	Chicago Bears	3:25 p.m.	W, 41-10
Sunday, Oct. 1	at New York Jets	7:20 p.m.	W, 23-20
Sunday, Oct. 8	at Minnesota Vikings	3:25 p.m.	W, 27-20
Thursday, Oct. 12	Denver Broncos	7:15 p.m.	W, 19-8
Sunday, Oct. 22	Los Angeles Chargers	3:25 p.m.	
Sunday, Oct. 29	at Denver Broncos	3:25 p.m.	
Sunday, Nov. 5	Miami Dolphins (Germany)	8:30 a.m.	
Sunday, Nov. 12	BYE WEEK	-----	-----
Monday, Nov. 20	Philadelphia Eagles	7:15 p.m.	
Sunday, Nov. 26	at Las Vegas Raiders	3:25 p.m.	
Sunday, Dec. 3	at Green Bay Packers	7:20 p.m.	
Sunday, Dec. 10	Buffalo Bills	3:25 p.m.	
Monday, Dec. 18	at New England Patriots	7:15 p.m.	
Monday, Dec. 25	Las Vegas Raiders	12:00 p.m.	
Sunday, Dec. 31	Cincinnati Bengals	3:25 p.m.	
Sat/Sun Jan. 6/7	at Los Angeles Chargers	TBD	

\*All times CT\*



## CHIEFS ALL-TIME VS. AFC WEST OPPONENTS

### OVERALL (REG. SEASON)

Team	Record	Pct.	Longest Win Streak
Denver	72-54-0	.571	16 (2015-Current)
LA Chargers	67-57-1	.540	9 (2014-2018)
Las Vegas	70-53-2	.568	9 (2003-2007)

### AT HOME (REG. SEASON)

Team	Record	Pct.	Longest Win Streak
Denver	44-19-0	.698	14 (1960-1973)
LA Chargers	37-26-0	.587	7 (1997-2003)
Las Vegas	37-25-1	.595	10 (1989-1998)

### ON THE ROAD (REG. SEASON)

Team	Record	Pct.	Longest Win Streak
Denver	28-35-0	.444	8 (2015-Current)
LA Chargers	30-31-1	.492	9 (2014-Current)
Las Vegas	33-28-1	.540	7 (2003-2009)

## 2023 AFC WEST STANDINGS

Team	W	L	Pct.	PF	PA	Streak
Kansas City Chiefs	5	1	.833	147	88	Won 5
Las Vegas Raiders	3	3	.500	100	131	Won 2
Los Angeles Chargers	2	3	.400	127	124	Lost 1
Denver Broncos	1	5	.167	129	200	Lost 2

## CHIEFS 2022 SCHEDULE

### PRESEASON SCHEDULE

Date	Opponent	Time	Results
Saturday, Aug. 13	at Chicago Bears	12:00 p.m.	L, 14-19
Saturday, Aug. 20	Washington Commanders	3:00 p.m.	W, 24-14
Thursday, Aug. 25	Green Bay Packers	7:00 p.m.	W, 17-10

### REGULAR SEASON SCHEDULE

Date	Opponent	Time	Result
Sunday, Sept. 11	at Arizona Cardinals	3:25 p.m.	W, 44-21
Thursday, Sept. 15	Los Angeles Chargers	7:15 p.m.	W, 27-24
Sunday, Sept. 25	at Indianapolis Colts	12:00 p.m.	L, 17-20
Sunday, Oct. 2	at Tampa Bay Buccaneers	7:20 p.m.	W, 41-31
Monday, Oct. 10	Las Vegas Raiders	7:15 p.m.	W, 30-29
Sunday, Oct. 16	Buffalo Bills	3:25 p.m.	L, 20-24
Sunday, Oct. 23	at San Francisco 49ers	3:25 p.m.	W, 44-23
Sunday, Oct. 30	BYE WEEK	-----	-----
Sunday, Nov. 6	Tennessee Titans	7:20 p.m.	W, 20-17
Sunday, Nov. 13	Jacksonville Jaguars	12:00 p.m.	W, 27-17
Sunday, Nov. 20	at Los Angeles Chargers	7:20 p.m.	W, 30-27
Sunday, Nov. 27	Los Angeles Rams	3:25 p.m.	W, 26-10
Sunday, Dec. 4	at Cincinnati Bengals	3:25 p.m.	L, 24-27
Sunday, Dec. 11	at Denver Broncos	3:05 p.m.	W, 34-28
Sunday, Dec. 18	at Houston Texans	12:00 p.m.	W, 30-24
Saturday, Dec. 24	Seattle Seahawks	12:00 p.m.	W, 24-10
Sunday, Jan. 1	Denver Broncos	12:00 p.m.	W, 27-24
Saturday, Jan. 7	at Las Vegas Raiders	3:30 p.m.	W, 31-13
Saturday, Jan. 21	Jacksonville Jaguars (DIV)	3:30 p.m.	W, 27-20
Sunday, Jan. 29	Cincinnati Bengals (AFC)	5:30 p.m.	W, 23-20
Sunday, Feb. 12	Philadelphia Eagles (SB)	5:30 p.m.	W, 38-35



## 2023 CHIEFS OFFENSIVE RANKINGS

Category	NFL Rank	Value
10-Play Drives	T-2nd	16 drives
1st and Goal Inside 5 Drives	2nd	10 drives
1st and Goal Inside 5 Giveaways	T-1st	0 giveaways
2nd Down Conversion Pct.	7th	35.0%
3 and Out Percentage	1st	9.7%
3rd Down Conversion Pct.	3rd	48.1%
3rd and 10+ Conversion Pct.	1st	31.6%
3rd and > 6 Yard Conversion Pct.	1st	41.2%
4th and 1 Yard Conversion Pct.	T-1st	100.0%
4th and < 4 Yard Conversion Pct.	T-10th	66.7%
5-Minute Drives	T-4th	12 drives
Points on 1st Off. Poss. of 2nd Half	2nd	24 points
Field Goal Percentage	T-1st	100.0%
Avg. Starting Position - Home	4th	33.0 yard line
First Downs Made	4th	134 first downs
Fumbles Lost	T-8th	2 fumbles lost
Goal-to-Go Drives	2nd	16 drives
Goal-to-Go Giveaways	T-1st	0 giveaways
Kickoff Touchback Percentage	3rd	97.0%
Net Passing Yards per Game	2nd	263.8 yards
Offensive Points Scored	5th	147 points
Scoring Efficiency	5th	46.8%
Opp. Fumble Returns of 20+ Yards	T-1st	0 returns
Yards Per Game	4th	382.3 yards
Passing First Downs Made	7th	76 first downs
Yards After the Catch	2nd	701 yards
Plays of 10+ Yards	2nd	85 plays
Punt Returns of 20+ Yards	T-10th	1 return
Gross Punting Average	9th	48.7 yards
Red Zone 3rd Down Conversion Pct.	5th	52.6%
Red Zone Drives	T-3rd	24 drives
Rushes and Completions	5th	53.5 advances
Avg. Rushing Yards on Second Down	8th	4.85 yards
Rushing Plays of 10+ Yards	T-4th	24 rushes
Total Points Scored	7th	147 points
Scoring Differential	4th	+59 points
Points Scored at End of Half	2nd	36 points
Offensive Touchdowns Scored	T-5th	15 touchdowns
Drives Start Inside Own 20-Yd Line	T-3rd	16 drives
Successful Play Percentage	10th	50.4%
Total Takeaways	T-10th	9 takeaways
Time of Possession	5th	32:34
Times Sacked	T-2nd	6 sacks
Points Per Game	9th	24.5 points
Touchdown Drives	T-5th	15 drives
Points Scored in Two-Minute Situations	T-2nd	16 points
Yards Per Game	4th	382.3 yards
Yards Per Play	5th	5.72 yards

## 2023 CHIEFS DEFENSIVE RANKINGS

Category	NFL Rank	Value
Avg. Margin of Defeat	1st	1.00 points
5-Minute Drives Allowed	T-10th	8 drives
Opp. Passer Rating in Blitz Situations	6th	77.15 rating
Points on Opp. 1st Off. Possession	T-1st	0 points
Opp. Possessions	T-7th	61 possessions
Fumble Recoveries	T-2nd	6 recoveries
Opp. Offensive Points Allowed	2nd	79 points
Opp. Avg. Starting Field Position	10th	27.3 yard line
Opp. Avg. Start. Field Position - Home	5th	25.3 yard line
Opp. Punt Returns of 20+ Yards	T-1st	0 returns
Opp. Red Zone 3rd Down Conv. Pct.	T-8th	28.6%
Opp. Offensive Touchdowns	T-3rd	8 touchdowns
Opp. Yards Per Play Inside 30	10th	3.11 yards
Opp. 1st and Goal Inside 5 TD Eff.	T-1st	50.0%
Opp. 2nd Down Conversion Pct.	6th	26.1%
Opp. 3rd Down Conversion Pct.	9th	36.0%
Opp. 3rd and 10+ Conversion Pct.	8th	7.7%
Opp. 3rd and > 6 Yd Conversion Pct.	6th	17.9%
Opp. 3rd and 4 - 6 Yd Conversion Pct.	T-8th	33.3%
Opp. 4th and > 6 Yard Conversion Pct.	T-1st	0.0%
Opp. Completions of 20+ Yards	6th	13 completions
Opp. Goal to Go Scoring Efficiency	T-7th	60.0%
Opp. Yards After the Catch	8th	451 yards
Opp. Rushing Plays of 20+ Yards	T-3rd	1 rush
Opp. Rushing Plays of 50+ Yards	T-1st	0 rushes
Opp. Scoring Outside Red Zone	1st	6 points
Opp. Total Yards Per Down	7th	4.75 yards
Opp. 10-Play Drives	T-6th	9 drives
Opp. 1st and Goal Inside 5 Drives	T-4th	2 drives
Opp. 3rd Down Conversion Pct.	9th	36.0%
Opp. First Downs Allowed	T-8th	104 first downs
Opp. Goal to Go Drives	T-3rd	5 drives
Opp. Net Passing Yards Per Game	6th	183.8 yards
Opp. Passer Rating on 21+ Air Yd Pass	9th	67.8 rating
Opp. Plays of 10+ Yards	T-7th	63 plays
Opp. Plays of 20+ Yards	T-1st	14 plays
Opp. Gross Punting Average	8th	45.6 yards
Opp. Pts. Scored on Drives of < 4 Plays	T-1st	0 points
Opp. Turnover Pct. Drives of < 4 Plays	4th	9.8%
Opp. Red Zone Drives	T-8th	16 drives
Opp. Rushes and Completions	T-3rd	43.5 advances
Opp. Total Points Scored	T-3rd	88 points
Opp. Scoring Efficiency	2nd	24.6%
Opp. Time of Possession	5th	27:27
Opp. Touchdown Drives	T-3rd	8 drives
Opp. Yards Per Game	6th	284.0 yards
Opp. Yards Per Play	7th	4.75 yards
Opp. Passer Rating on 1st Down	10th	83.0 rating
Opp. Passing First Downs Allowed	8th	61 first downs
Opp. Points Scored at End of Half	T-7th	10 points
Opp. RZ Successful Plays Allowed	7th	37.3%
Red Zone Takeaways	T-6th	1 takeaway
Opp. Drives Start Inside KC 20-Yd Line	T-10th	1 drive
Opp. Drives Start Inside KC 50-Yd Line	T-7th	5 drives
Opp. Successful Plays Allowed	9th	46.4%
Total Takeaways	T-10th	9 takeaways
Opp. Points Allowed	T-3rd	88 points
Opp. Points in Two-Minute Situations	T-7th	3 points
Opp. Plays With Less Than 1 YAC	T-6th	26 plays



## 2023 KANSAS CITY CHIEFS DRAFT CLASS

The Chiefs selected seven players in the 2023 NFL Draft.

**DE Felix Anudike-Uzomah** was taken in the first round by the Chiefs with the No. 31 overall pick. Anudike-Uzomah is a Kansas City native and attended Kansas State University. There, he saw time in 32 games with 27 starts. He finished his Wildcat career tied for sixth in school history in career sacks (20.5), while he tied for fourth in career forced fumbles (eight). This made him the second player in school history to tally three games with 3.0 or more sacks (DL Nyle Wiren). Anudike-Uzomah left college football ranking fourth nationally and topped the Big 12 among active players in forced fumbles per game (0.25).

**WR Rashee Rice** was selected by the Kansas City Chiefs in the second round with the 55th pick overall. Rice played in 44 games and started 33 for the SMU Mustangs. In four years (2019-22), Rice hauled in 233 passes for 3,111 yards and 25 touchdowns. He led the FBS in receiving yards per game (112.9) in 2022. Rice's 1,355 receiving yards (third) and 8.0 receptions per game (fifth) were top five in the nation during his senior year (2022). Also, in 2022, he was 13th nationally with 10 receiving TDs and left SMU holding the single-season receiving yards record (1,355 yards in 2022).

**OL Wanya Morris** was picked up in the third round by Kansas City with the 92nd overall pick. Morris spent the 2019-20 seasons at Tennessee before transferring to Oklahoma for 2021-22 seasons. He played in 37 career games (15 at Oklahoma) and made 27 starts (eight at OU). While at Tennessee in 2020, he allowed two sacks on 195 pass-blocking plays according to PFF and was flagged for just three penalties on 398 total snaps. During his true-freshman year at Tennessee in 2019, he helped pave the way for a season-high 297-yard rushing performance against Vanderbilt (11/30), helped protect Jarrett Guarantano at Missouri when the quarterback became the third Volunteer to ever pass for 400 yards (11/23) and started at left tackle vs. Georgia State (8/31) to become first Tennessee true freshman offensive lineman to start in a season opener since 2017.

**DB Chamarrí Conner** was picked up in the fourth round by Kansas City with the 119th overall pick. Conner played in 61 games (started 57) in five seasons (2018-22) for Virginia Tech. He recorded 314 tackles (207 solo), 21 tackles for loss (-110.0 yards), 7.5 sacks (-73.0 yards), four interceptions returned for 20 yards, 23 passes defended, four forced fumbles and one block. Conner finished his college career ranked 10th all-time at VT in career tackles.

**DE BJ Thompson** was picked up in the fifth round by Kansas City with the 166th overall pick. Thompson transferred to Stephen F. Austin, where he had to sit out during the 2019 season due to NCAA rules. He recorded 20.0 sacks in three seasons (2020-22) with the Lumberjacks. In 2022, Thompson was a first-team All-WAC selection, leading the team with 5.0 sacks along with 25 tackles, 6.5 for loss and three forced fumbles in 11 starts. He originally committed to Baylor, playing two seasons there (2017-18) and seeing action in 19 games (three starts). As a Bear, he accumulated 18 tackles, 6.5 TFLs, 4.0 sacks, three quarterback pressures, one pass breakup and three blocked kicks.

**DT Keondre Coburn** was picked up in the sixth round by Kansas City with the 194th overall pick. Coburn, a five-year defensive lineman who played in 51 career games and started 45 times at Texas was named second-team All-Big 12 by the league's coaches and the AP in 2022. Also, he was a 2022 third-team All-Big 12 Preseason selection by Athlon Sports. He was named preseason fourth-team All-Big 12 by Phil Steele in 2022. Adding on, he was named All-Big 12 honorable mention in 2020 and 2021. A first-team preseason All-Texas selection by Dave Campbell's Texas Football Magazine in 2020. Furthermore, he made the All-Big 12 Preseason selection by Phil Steele in 2019 and 2020.

**CB Nic Jones** was picked up in the seventh round by Kansas City with the 250th overall pick. Jones played in 37 games at Ball State (2019-22) and notched 64 tackles (49 solo), one tackle for loss, three interceptions returned for 12 yards, 22 passes defended and two blocks. In addition, he returned five kicks for 94 yards. In 2019, he received the Ball State John Hodge Award given to the team's most outstanding freshman.

## CHIEFS HALL OF FAME INDUCTEE - DANTE HALL

Dante Hall spent seven seasons with the Kansas City Chiefs (2000-06), appearing in 97 games (10 starts) which is tied for the seventh most by a wide receiver in franchise history. Hall was named to two-straight Pro Bowls and All-Pro teams following the 2002-03 seasons, becoming the second player in Chiefs history to garner a Pro Bowl selection as a return specialist. Hall was named AFC Special Teams Player of the Week seven times, the most of any player in Chiefs history. He was also named first-team NFL 2000s All-Decade Team as a punt returner and second-team NFL 2000s All-Decade Team as a kick returner.

He returned 360 kicks for 8,644 yards with six touchdowns and 188 punts for 1,882 yards with five touchdowns. His 11 total return touchdowns are a franchise best, and he sits at – or near the top – of virtually every Chiefs career, season and single-game record list as a return specialist. Hall accumulated 1,615 receiving yards on 145 receptions with nine touchdowns and 215 rushing yards on 47 attempts. His 12,356 combined yards ranks first in franchise history.



"My family and I are delighted to announce Dante as this year's inductee into the Chiefs Hall of Fame," Chiefs Chairman and CEO Clark Hunt said. "It's not every day you get to witness a generational talent at the returner position, but Chiefs Kingdom was blessed to witness Dante's talent for seven seasons. His quickness, agility and pure athleticism as a returner and wide receiver cemented him as one of the franchise's greats. Following his playing career, Dante joined the Kansas City Ambassador program and has been an active participant in the brand's international expansion efforts. We are looking forward to celebrating Dante's Hall of Fame induction at GEHA Field at Arrowhead Stadium this fall."



## NEW TO THE KINGDOM

Since the beginning of 2023, the Kansas City Chiefs signed a number of veteran players to bolster the roster.

Pos.	Name	Last Team	How Acquired
QB	Blaine Gabbert	Tampa Bay	FA-23
DE	Charles Omenihu	San Francisco	FA-23
T	Donovan Smith	Tampa Bay	FA-23
LB	Drue Tranquill	LA Chargers	FA-23
T	Jawaan Taylor	Jacksonville	FA-23
S	Mike Edwards	Tampa Bay	FA-23
WR	Richie James	NY Giants	FA-23

## HEAD COACH ANDY REID NOTES

### REID CAREER HIGHLIGHTS

- Career record of 252-139-1 in the regular season, as well as a 22-16 post-season record. Reid's 273 combined wins rank fourth-most in NFL history and second among active coaches in regular season and postseason wins. He has defeated all 32 NFL teams as a head coach. His 122 reg. season wins in his first 11 seasons with KC are more than any other head coach in franchise history (168 games). Reid owns a .644 regular season winning percentage and a .638 career winning percentage.

- The Chiefs have won seven-straight AFC West titles (2016-22) for the first time in franchise history. Kansas City earned the No. 1 seed in the AFC in the 2018 season, and defeated the Colts to advance to the AFC Championship game. In 2019, as the No. 2 seed, the Chiefs defeated the Texans, 51-31 to advance and host the AFC title game for the second year in a row for the first time in franchise history. KC defeated the Titans to advance to Super Bowl LIV. The Chiefs defeated the 49ers in Super Bowl LIV for Reid's first Super Bowl victory as a head coach and KC's first SB victory in 50 years. Once again, KC earned the number one seed in 2020, finishing with a franchise-best 14-2 record. In 2021, the Chiefs defeated Buffalo to advance to the AFC Championship Game, with Reid becoming the first to coach in four-straight home AFC Championship Games. In 2022, KC finished the regular season 14-3, earning the No. 1 seed. KC defeated the Jacksonville Jaguars, 27-20 to advance and host an NFL record of five straight AFC Championship Games. The Chiefs defeated the Bengals, 23-20 to advance to Super Bowl LVII where they defeated the Philadelphia Eagles, 38-35.

- A 12-4 record in 2016 earned KC the number two seed and a first-round bye in the playoffs. Reid guided Kansas City to it's first playoff win in 22 years in 2015. The club finished 11-5 after a 1-5 start, the greatest turnaround in a single season in NFL history. The 2013 Chiefs, led by Head Coach Andy Reid, orchestrated the greatest single-season turnaround in franchise history after an 11-5 finish. In 2012, the team finished 2-14, a +9 turnaround in his first season with the club. During Reid's 14 seasons in Philadelphia, his teams made the postseason nine times, which ranked third in the NFL behind Indianapolis' 12 and New England's 10.

- Including his time as an assistant coach, Reid's teams have now made 24 playoff appearances, as well as six Super Bowl appearances after playing in a combined eight NFC Championships and four AFC Championships. He won Super Bowl XXXI as an assistant in Green Bay and Super Bowl LIV, ans Super Bowl LVII as the head coach in Kansas City. Reid owns three NFC titles, two AFC titles and 16 division titles in his career dating back to his days as an assistant. He mentored Hall of Fame quarterback Brett Favre while with the Packers along with QB Donovan McNabb with the Eagles.

### REID VIA THE NFL DRAFT - HIS 1ST ROUND PICKS

Chiefs Head Coach Andy Reid has made 20 first-round selections as a head coach in the NFL.

Yr.	No. (Overall)	Selection (School)
1999	2	QB Donovan McNabb (Syracuse)
2000	6	DT Corey Simon (Florida State)
2001	25	WR Freddie Mitchell (UCLA)
2002	26	CB Lito Sheppard (Florida)
2003	15	DE Jerome McDougle (Miami)
2004	16	T Shawn Andrews (Arkansas)
2005	31	DT Mike Patterson (Southern California)
2006	14	DT Brodrick Bunkley (Florida State)
2007	--	No First-Round Selection
2008	--	No First-Round Selection
2009	19	WR Jeremy Maclin (Missouri)
2010	13	DE Brandon Graham (Michigan)
2011	21	G Danny Watkins (Baylor)
2012	12	DT Fletcher Cox (Mississippi State)
2013 (KC)	1	T Eric Fisher (Central Michigan)
2014	23	LB Dee Ford (Auburn)
2015	18	CB Marcus Peters (Washington)
2016	--	No First-Round Selection
2017	10	QB Patrick Mahomes (Texas Tech)
2018	--	No First-Round Selection
2019	--	No First-Round Selection
2020	32	RB Clyde Edwards-Helaire (LSU)
2021	--	No First-Round Selection
2022	21	Trent McDuffie (Washington)
2022	30	George Karlaftis (Purdue)
2023	31	Felix Anudike-Uzomah (Kansas State)



### ANDY REID'S HEAD COACHING RECORD

Year	Reg. Season	Pct.	Postseason	Overall	Result
1999	5-11	.313	0-0	5-11	5th in NFC East
2000	11-5	.688	1-1	12-6	2nd in NFC East; reached divisional playoffs
2001	11-5	.688	2-1	13-6	1st in NFC East; reached NFC Championship Game
2002	12-4	.750	1-1	13-5	1st in NFC East; reached NFC Championship Game
2003	12-4	.750	1-1	13-5	1st in NFC East; reached NFC Championship Game
2004	13-3	.813	2-1	15-4	1st in NFC East; reached Super Bowl XXXIX
2005	6-10	.375	0-0	6-10	4th in NFC East
2006	10-6	.625	1-1	11-7	1st in NFC East; reached divisional playoffs
2007	8-8	.500	0-0	8-8	4th in NFC East
2008	9-6-1	.594	2-1	11-7-1	2nd in NFC East; reached NFC Championship Game
2009	11-5	.688	0-1	11-6	2nd in NFC East; reached wild card round
2010	10-6	.625	0-1	10-7	1st in NFC East; reached wild card round
2011	8-8	.500	0-0	8-8	2nd in NFC East
2012	4-12	.250	0-0	4-12	4th in NFC East
2013	11-5	.688	0-1	11-6	2nd in AFC West; reached wild card round
2014	9-7	.563	0-0	9-7	2nd in AFC West
2015	11-5	.688	1-1	12-6	2nd in AFC West; reached divisional playoffs
2016	12-4	.750	0-1	12-5	1st in AFC West; reached divisional playoffs
2017	10-6	.625	0-1	10-7	1st in AFC West; reached wild card round
2018	12-4	.750	1-1	13-5	1st in AFC West; reached AFC Championship Game
2019	12-4	.750	3-0	15-4	1st in AFC West; Super Bowl LIV Champions
2020	14-2	.875	2-1	16-3	1st in AFC West; Reached Super Bowl LV
2021	12-5	.706	2-1	14-6	1st in AFC West; Reached AFC Championship Game
2022	14-3	.824	3-0	17-3	1st in AFC West; Super Bowl LVII Champions
2023	5-1	.833	0-0	5-1	TBD
<b>TOTALS</b>	<b>252-139-1</b>	<b>.644</b>	<b>22-16</b>	<b>274-155-1</b>	<b>18 Playoff Berths, 13 Div. Titles, 1 NFC Title, 3 AFC Titles, 2 SBs</b>

## REID AS A HEAD COACH VS. THE NFL

Below is Chiefs Head Coach Andy Reid's record against the NFL as a head coach. He is 252-139-1 in the regular season, as well as 22-16 in the post-season. Reid has 274 total career wins as a head coach.

Opponent	Reg. Season	Postseason	Total
vs. Denver Broncos	17-6	0-0	17-6
vs. Kansas City Chiefs	3-0	0-0	3-0
vs. Las Vegas Raiders	18-5	0-0	18-5
vs. Los Angeles Chargers	17-6	0-0	17-6
<b>vs. AFC West</b>	<b>55-17</b>	<b>0-0</b>	<b>55-17</b>
vs. Baltimore Ravens	6-2	0-0	6-2
vs. Cincinnati Bengals	2-5-1	1-1	3-6-1
vs. Cleveland Browns	8-0	1-0	9-0
vs. Pittsburgh Steelers	5-5	1-1	6-6
<b>vs. AFC North</b>	<b>21-12-1</b>	<b>3-2</b>	<b>24-14-1</b>
vs. Houston Texans	8-2	2-0	10-2
vs. Indianapolis Colts	2-6	1-1	3-7
vs. Jacksonville Jaguars	7-2	1-0	8-2
vs. Tennessee Titans	2-8	1-1	3-9
<b>vs. AFC South</b>	<b>19-18</b>	<b>5-2</b>	<b>24-20</b>
vs. Buffalo Bills	6-5	2-0	8-5
vs. Miami Dolphins	6-1	0-0	6-1
vs. New England Patriots	5-4	0-3	5-7
vs. New York Jets	7-1	0-0	7-1
<b>vs. AFC East</b>	<b>24-11</b>	<b>2-3</b>	<b>26-14</b>
vs. Dallas Cowboys	19-12	0-1	19-13
vs. New York Giants	17-14	2-1	19-15
vs. Washington Commanders	20-11	0-0	20-11
vs. Philadelphia Eagles	3-0	1-0	4-0
<b>vs. NFC East</b>	<b>59-37</b>	<b>3-2</b>	<b>62-39</b>
vs. Arizona Cardinals	7-7	0-1	7-8
vs. San Francisco 49ers	8-4	1-0	9-4
vs. Seattle Seahawks	5-4	0-0	5-4
vs. Los Angeles Rams	7-3	0-1	7-4
<b>vs. NFC West</b>	<b>27-18</b>	<b>1-2</b>	<b>28-20</b>
vs. Atlanta Falcons	8-3	2-0	10-3
vs. Carolina Panthers	6-2	0-1	6-3
vs. Tampa Bay Buccaneers	6-4	2-2	8-6
vs. New Orleans Saints	5-3	0-1	5-4
<b>vs. NFC South</b>	<b>25-12</b>	<b>4-4</b>	<b>29-16</b>
vs. Chicago Bears	7-5	1-0	8-5
vs. Detroit Lions	5-2	0-0	5-2
vs. Green Bay Packers	5-5	1-1	6-6
vs. Minnesota Vikings	5-2	2-0	7-2
<b>vs. NFC North</b>	<b>22-14</b>	<b>4-1</b>	<b>26-15</b>



## MOST OVERALL WINS; ACTIVE NFL HEAD COACHES

Andy Reid is one of six active NFL head coaches with over 150 victories. He has 274 overall wins and is one of six active coaches with 10 or more postseason victories.

Rk.	Coach	Reg.	Post	Total
1.	Bill Belichick, NE/CLE	299	31	330
2.	<b>Andy Reid, KC/PHI</b>	<b>252</b>	<b>22</b>	<b>274</b>
3.	Pete Carroll, SEA/NYJ/NE	164	11	175
4.	Mike Tomlin, PIT	166	8	174
5.	Mike McCarthy GB/DAL	159	11	170
6.	John Harbaugh	151	11	162

Reid defeated the Tennessee Titans in 2013, giving him wins against all 32 NFL teams. He became only the sixth head coach in NFL history to accomplish that feat. Below is a look at all the coaches who have done it.

<b>Bill Belichick (NE)</b>	Bill Parcells (Retired)
Tony Dungy (Retired)	<b>Andy Reid (KC)</b>
Mike Shanahan (Retired)	John Fox (Retired)



## THE BEST IN CHIEFS HISTORY

In his 11th season as head coach in Kansas City, Andy Reid is the club's second-longest tenured head coach trailing only Pro Football Hall of Fame Coach Hank Stram (15 years). Reid's .726 regular season win percentage is the top mark in franchise history. In Reid's 168 regular season games with the Chiefs, he has registered a 63-21 (75.0%) record as the home team and a 59-25 (70.2%) record as the road team.

## HIGHEST REGULAR SEASON WIN PERCENTAGE

Name	Career Rec.	Pct.	Years
1. Reid	<b>122-46-0</b>	<b>.726</b>	<b>2013-Present</b>
2. Schottenheimer	101-58-1	.634	1989-98
3. Stram	124-76-10	.614	1960-74
4. Vermeil	44-36-0	.550	2001-05

Amongst active NFL head coaches with their current team, Reid is the fifth-longest tenured coach. Amongst those five, Reid's 72.6% regular season win percentage with the Chiefs puts him at first among the longest-tenured coaches besting NE's Bill Belichick (69.9% with NE) and ahead of PIT's Mike Tomlin (63.5%). Reid - who is the all-time winningest head coach in Philadelphia Eagles history - is one of only four coaches to rank in the top two in all-time wins for two different NFL franchises (Dan Reeves, Tom Coughlin, Tony Dungy).

## LONGEST TENURED ACTIVE COACHES REG. SEASON WIN PCT.

	Name	Pct.	Years
1.	<b>Andy Reid</b>	<b>72.6%</b>	<b>11 - KC</b>
2.	Bill Belichick	69.9%	24 - NE
3.	Mike Tomlin	63.5%	17 - PIT
4.	Pete Carroll	61.2%	14 - SEA
5.	John Harbaugh	60.9%	16 - BAL

## CHIEFS GENERAL MANAGER BRETT VEACH



### QUICK FACTS ON CHIEFS GM BRETT VEACH

• Brett Veach was named the seventh general manager in Kansas City Chiefs history on July 10, 2017. The 2023 season marks Veach's seventh season as an NFL general manager and his 17th year in the National Football League. Prior to being elevated, he previously served as the Chiefs Co-Director of Player Personnel.

• In his first six seasons as the GM, Veach helped the team earn Super Bowl victories in Super Bowls LIV and LVII, three AFC Championships and AFC West titles in 2017, 2018, 2019, 2020, 2021 and 2022, as well as the number one seed in the AFC in 2018, 2020 and 2022, and the number two seed in 2019 and 2021. The Chiefs defeated the Colts, 31-13, to advance to the AFC title game in 2018. KC defeated the Texans, 51-31, to advance and host the AFC title game for the second year in a row in 2019. The Chiefs defeated the Titans to advance to Super Bowl LIV, then advancing to back-to-back Super Bowls for the first time in franchise history (2019-20). In the 2021 AFC Divisional Round, KC defeated the Buffalo Bills in a thriller to advance to the AFC Championship Game. In 2022, KC defeated the Jaguars to advance to the AFC title game. KC has now hosted five-straight AFC Championship Games (2018-22). The Chiefs defeated the Bengals, 23-20 to advance to Super Bowl LVII beating the Eagles 38-35, making it their third Super Bowl appearance in four years.

• He is in his 11th season with the Chiefs after originally joining the club in 2013. He was promoted to Co-Director of Player Personnel prior to the 2015 season after serving two seasons as the club's Pro and College Personnel Analyst (2013-14).

• The Mount Carmel, Pennsylvania, native served as a Southeast Regional Scout for the Philadelphia Eagles (2011-12) after originally joining Philadelphia's Player Personnel Department as a Pro and College Scout in 2010. Prior to entering the scouting department, Veach was the Assistant to Head Coach Andy Reid for three seasons in Philadelphia (2007-09).

• Before joining the Eagles, Veach was the Supervisor of Intercollegiate Athletic Events at his alma mater, the University of Delaware (2005-06). He was a four-year letterman as a wide receiver for the Blue Hens, catching 99 passes for 1,470 yards (14.8 avg.). He left Delaware as the school's all-time leader in kickoff return yards with 1,558 yards. He was a standout running back for Mount Carmel High School. Wife - Alison; Children - twin sons, Elijah and Wylan, and a daughter, Ella.

### VEACH IN THE NFL DRAFT AS PERSONNEL MAN

Since entering the NFL, Chiefs GM Brett Veach has been a part of personnel staffs that have drafted the below first-round picks.

Yr.	No. (Overall)	Selection (School)
2007 (PHI)	--	No First-Round Selection
2008	--	No First-Round Selection
2009	19	WR Jeremy Maclin (Missouri)
2010	13	DE Brandon Graham (Michigan)
2011	21	G Danny Watkins (Baylor)
2012	12	DT Fletcher Cox (Mississippi State)
2013 (KC)	1	T Eric Fisher (Central Michigan)
2014	23	LB Dee Ford (Auburn)
2015	18	CB Marcus Peters (Washington)
2016	--	No First-Round Selection
2017	10	QB Patrick Mahomes (Texas Tech)
2018	--	No First-Round Selection
2019	--	No First-Round Selection
2020	32	RB Clyde Edwards-Helaire (LSU)
2021	--	No First-Round Selection
2022	21	Trent McDuffie (Washington)
2022	30	George Karlaftis (Purdue)
2023	31	Felix Anudike-Uzomah (Kansas State)

### NOTABLE TRANSACTIONS

During his time as GM, Veach has made significant moves not via the draft that have contributed to KC's success.

Name	Date	How Acquired
K Harrison Butker	9/26/17	FA - 17
T Andrew Wylie	12/29/17	FA - 17
WR Sammy Watkins	3/15/18	FA - 18
LB Anthony Hitchens	3/15/18	FA - 18
CB Charvarius Ward	8/31/18	T - 18 (DAL)
S Tyrann Mathieu	3/14/19	FA - 19
DE Frank Clark	4/24/19	T - 19 (SEA)
DE Terrell Suggs	12/16/19	W - 19 (ARI)
G Joe Thuney	3/17/21	FA - 21
T Orlando Brown	4/26/21	T - 21 (BAL)
DE Melvin Ingram	11/2/21	T - 21 (PIT)
WR JuJu Smith-Schuster	3/21/22	FA - 22
WR Marquez Valdes-Scantling	3/24/22	FA - 22
S Justin Reid	3/18/22	FA - 22
DE/OLB Carlos Dunlap	7/28/22	FA - 22
WR Kadarius Toney	10/27/22	T - 22 (NYG)
T Jawaan Taylor	3/16/23	FA - 23
T Donovan Smith	5/3/23	FA - 23



### VEACH'S NFL RECORD

Year	Reg. Season	Pct.	Playoffs	Overall	Result
2007	8-8	.500	0-0	8-8	4th in NFC East
2008	9-6-1	.594	2-1	11-7-1	2nd in NFC East; Reached NFC Championship Game
2009	11-5	.688	0-1	11-6	2nd in NFC East; Reached Wild Card Playoffs
2010	10-6	.625	0-1	10-7	1st in NFC East; Reached Wild Card Playoffs
2011	8-8	.500	0-0	8-8	2nd in NFC East
2012	4-12	.250	0-0	4-12	4th in NFC East
2013	11-5	.688	0-1	11-6	2nd in AFC West; Reached Wild Card Playoffs
2014	9-7	.563	0-0	9-7	2nd in AFC West
2015	11-5	.688	1-1	12-6	2nd in AFC West; Reached Divisional Playoffs
2016	12-4	.750	0-1	12-5	1st in AFC West; Reached Divisional Playoffs
2017	10-6	.625	0-1	10-7	1st in AFC West; Reached Wild Card Playoffs
2018	12-4	.750	1-1	13-5	1st in AFC West; Reached AFC Championship Game
2019	12-4	.750	3-0	15-4	1st in AFC West; Super Bowl LIV Champions
2020	14-2	.875	2-1	16-3	1st in AFC West; Reached Super Bowl LV
2021	12-5	.706	2-1	14-6	1st in AFC West; Reached AFC Championship Game
2022	14-3	.824	3-0	17-3	1st in AFC West; Super Bowl LVII Champions
2023	5-1	.833	0-0	5-1	TBD
<b>TOTALS</b>	<b>172-91-1</b>	<b>.653</b>	<b>14-10</b>	<b>186-101-1</b>	<b>12 Playoff Appearances, 8 Div. Titles, 3 AFC Titles, 2 SBs</b>

## CHIEFS CHAIRMAN AND CEO CLARK HUNT



### HUNT'S LEADERSHIP AT THE NFL LEVEL

- Clark Hunt has been the driving force behind the resurgence of the Chiefs, transforming the iconic franchise into one of the most successful teams in the NFL.

- Hunt has been Chairman of the Chiefs since 2005, and since taking over an expanded role as both Chairman and CEO in 2010, the Chiefs have earned eight AFC West Division Championships, including seven-straight between 2016-22 under Hunt's leadership. Since 2010, the club has qualified for the playoffs 10 times and hosted five-consecutive AFC Championship Games, becoming the first team in NFL history to host five-straight conference title games.

- Hunt once again hoisted the award that bears his father's name - the Lamar Hunt Trophy - in 2020 as the Chiefs claimed their second-straight AFC Championship. The Chiefs made consecutive Super Bowl appearances for the first time in franchise history. In 2022, the Chiefs claimed the Lamar Hunt Trophy for a third time in four seasons and beat the Philadelphia Eagles 38-35 in Super Bowl LVII giving the club its second Super Bowl win in 4 seasons.

- Hunt reorganized the leadership structure of the Chiefs in 2013 so the head coach, the general manager and the team president would all report directly to the Chairman and CEO for the first time in team history. As part of the restructuring, Hunt hired Andy Reid as head coach in 2013, and in the 11 seasons since, the club has won 122 regular season games, which ranks first in the NFL over that time.

- Hunt promoted Brett Veach to General Manager in 2017 and during the 2020 season, he extended the contracts of both Reid and Veach, solidifying the leadership of the club's football operation for many years to come.

- Hunt graduated first in his class at Southern Methodist University in 1987, earning a degree in business administration with a concentration in finance. He was a team captain and four-year letterman on the Mustangs' nationally ranked soccer team. He received the SMU Distinguished Alumni Award in 2020 for outstanding leadership in philanthropy, business, and civic life, and currently serves on the SMU Board of Trustees.

- Clark and his wife, Tavia, are actively involved in numerous philanthropic initiatives in both Kansas City and Dallas. The couple has three children - Gracie, Knobel and Ava.

In addition to returning the franchise his father founded to national prominence, Clark Hunt is a leading voice among National Football League owners.

In 2019, Hunt was named Chairman of the Finance Committee after serving as a member for seven years. Hunt is a member and former Chairman of the International Committee and serves on the Management Council Executive Committee (CEC), the Personal Conduct Committee and Commissioner Roger Goodell's Chairman's Committee. In addition, Hunt was one of six members on the NFL Committee on Los Angeles Opportunities.

In 2006, still early in his role as Chairman of the Chiefs, Hunt served on the NFL's Commissioner Search Committee which recommended Roger Goodell as the successor to then-Commissioner Paul Tagliabue. Hunt was appointed to the NFL's Digital Media Committee in 2007 and served until it was restructured in 2019.

Beyond his service on various league committees, Hunt has served a key role in securing the ongoing labor peace between the National Football League and the NFL Players Association over the past decade. He was appointed by Goodell as one of 10 NFL owners to negotiate the NFL's new Collective Bargaining Agreement in 2011, and again in 2020, Hunt was an integral member of the NFL's negotiating team that helped deliver a new Collective Bargaining Agreement a full season ahead of the deadline.

### CARRYING ON THE OFF-FIELD LEGACY

As the son of legendary American sports pioneer and Chiefs Founder Lamar Hunt, Clark Hunt has built upon his father's legacy by ensuring the Chiefs organization remains focused on its core mission: Honor Tradition, Unite Our Community, Win with Character and Inspire Our Fans.

This commitment included a \$125 million contribution from the Hunt family as part of the \$375 million renovation of GEHA Field at Arrowhead Stadium which was completed in 2010, as well as upgraded stadium technology, new seats, and additional stadium infrastructure measures. This commitment to the community extends beyond the field, with more than 50 pieces of art on display as part of the Arrowhead Art Collection, which combines two pieces of the cultural fabric of Kansas City – sports and the arts.

Hunt and his family steward a number of initiatives that were established under Lamar and have continued to grow over the years. The Chiefs Charity Game has raised more than \$15.1 million dollars for multiple youth-focused charities since its inception in 1985. Over the past nine years, the sale of Red Friday flags has raised more than \$4.5 million to help Ronald McDonald House Charities of Kansas City continue its mission of keeping families close in times of sickness and need. The team's Kickoff Luncheon serves as a way to welcome the players and coaches back to Kansas City with fans and members of the business community. Finally, the Hunt Family Foundation, a 501(c)(3) nonprofit organization which was established in 1983 as the Chiefs Children's Fund, prioritizes youth-based charities, hunger relief, health and wellness, as well as children and families in crisis through philanthropy, programming, and volunteerism.

### HUNT'S NFL RECORD AS CHAIRMAN AND CEO

Year	Reg. Season	Pct.	Playoffs	Overall	Result
2010	10-6	.625	0-1	10-7	1st in AFC West; Reached Wild Card Playoffs
2011	7-9	.438	0-0	7-9	4th in AFC West
2012	2-14	.125	0-0	2-14	4th in AFC West
2013	11-5	.688	0-1	11-6	2nd in AFC West; Reached Wild Card Playoffs
2014	9-7	.563	0-0	9-7	2nd in AFC West
2015	11-5	.688	1-1	12-6	2nd in AFC West; Reached Divisional Playoffs
2016	12-4	.750	0-1	12-5	1st in AFC West; Reached Divisional Playoffs
2017	10-6	.625	0-1	10-7	1st in AFC West; Reached Wild Card Playoffs
2018	12-4	.750	1-1	13-5	1st in AFC West; Reached AFC Championship Game
2019	12-4	.750	3-0	15-4	1st in AFC West; Super Bowl LIV Champions
2020	14-2	.875	2-1	16-3	1st in AFC West; AFC Champions - Reached Super Bowl LV
2021	12-5	.706	2-1	14-6	1st in AFC West; Reached AFC Championship Game
2022	14-3	.824	3-0	17-3	1st in AFC West; Super Bowl LVII Champions
2023	5-1	.833	0-0	5-1	TBD
<b>TOTALS</b>	<b>141-75</b>	<b>.653</b>	<b>12-8</b>	<b>153-83</b>	<b>10 Playoff Appearances, 8 Div. Titles, 3 AFC Titles, 2 SBs</b>



# CHIEFS QUARTERBACK PATRICK MAHOMES



## MAHOMES STARTS HOT

Chiefs QB Patrick Mahomes earned the NFL's MVP award in 2018. His 50 TD passes in 2018 tied for the second-best mark in NFL history.

### MOST TD PASSES SINGLE SEASON

Rk.	Name	Team	TDS	Year
1.	Peyton Manning	DEN	55	2013
2t.	Patrick Mahomes	KC	50	2018
	Tom Brady	NE	50	2007
4.	Peyton Manning	IND	49	2004

## MAHOMES IN CHIEFS RECORD BOOK

Chiefs QB Patrick Mahomes has already cracked into the Chiefs record books with only 86 games under his belt. Below is a look at different categories where Mahomes has cemented his name in Chiefs history.

### CHIEFS RECORD FOR MOST TD PASSES IN SINGLE GAME

Rk.	Name	TDS	Opp.	Date
1t.	Patrick Mahomes	6	at PIT	Sept. 16, 2018
	Patrick Mahomes	6	at LAR	Nov. 19, 2018
	Len Dawson	6	DEN	Nov. 1, 1964

### CHIEFS RECORD FOR TD PASSES IN A SEASON

Rk.	Name	Year	Comp.	Yds.	TD
1.	Patrick Mahomes	2018	66.0%	5,097	50
2.	Patrick Mahomes	2022	67.1%	5,250	41
3.	Patrick Mahomes	2020	66.3%	4,740	38
4.	Patrick Mahomes	2021	66.3%	4,839	37

### CHIEFS RECORD FOR HIGHEST PASSER RATING IN SINGLE GAME

Rk.	Name	Rtg.	Opp.	Date
1t.	Alex Smith	158.3	at OAK	Dec. 15, 2013
	Trent Green	158.3	at DET	Dec. 14, 2003
3.	Steve Bono	156.6	at SEA	Sept. 3, 1995
4.	Patrick Mahomes	154.8	at PIT	Sept. 16, 2018

## MAHOMES AMONG 2018-23 PASSING LEADERS

### 2018-23 PASSING YARDS

Rk.	Name	Team	Yards
1.	Patrick Mahomes	KC	25,550
2.	Tom Brady	NE/TB	23,055
3.	Kirk Cousins	MIN	22,613
4.	Jared Goff	LAR/DET	22,579
5.	Derek Carr	LV/NO	21,831

### 2018-23 PASSING TOUCHDOWNS

Rk.	Name	Team	TDs
1.	Patrick Mahomes	KC	203
2.	Kirk Cousins	MIN	167
3.	Aaron Rodgers	GB/NYJ	162
4.	Tom Brady	NE/TB	161
5.	Russell Wilson	SEA/DEN	159

### 2018-23 TOUCHDOWN-TO-INTERCEPTION DIFFERENTIAL

Rk.	Name	Team	TDS	INTS	Diff.
1.	Patrick Mahomes	KC	203	53	+150
2.	Aaron Rodgers	GB/NYJ	162	27	+135
3t.	Kirk Cousins	MIN	167	54	+113
	Russell Wilson	SEA/DEN	159	46	+113
5.	Tom Brady	NE/TB	161	52	+109

### 2018-23 PASSER RATING (MIN. 750 ATTEMPTS, ACTIVE)

Rk.	Name	Team	Rating
1.	Patrick Mahomes	KC	105.3
2.	Aaron Rodgers	GB/NYJ	103.1
3.	Russell Wilson	SEA/DEN	101.7
4.	Deshaun Watson	HOU/CLE	101.4
5.	Kirk Cousins	MIN	100.9

### 2018-23 YARDS PER ATTEMPT (MIN. 750 ATTEMPTS, ACTIVE)

Rk.	Name	Team	Y/A
1.	Jimmy Garoppolo	SF/LV	8.19
2.	Deshaun Watson	HOU/CLE	8.05
3.	Patrick Mahomes	KC	8.03
4.	Jameis Winston	TB/NO	7.88
5t.	Tua Tagovailoa	MIA	7.76
	Ryan Tannehill	MIA/TEN	7.76

### 2018-23 YARDS PER COMPLETION (MIN. 750 ATTEMPTS, ACTIVE)

Rk.	Name	Team	Y/C
1.	Jameis Winston	TB/NO	12.74
2.	Jimmy Garoppolo	SF/LV	12.10
3.	Patrick Mahomes	KC	12.07
4.	Jalen Hurts	PHI	11.97
5.	Deshaun Watson	HOU/CLE	11.94

### 2018-23 TD PERCENTAGE (MIN. 750 ATTEMPTS, ACTIVE)

Rk.	Name	Team	TD %
1.	Patrick Mahomes	KC	6.4
2.	Russell Wilson	SEA/DEN	6.2
3.	Aaron Rodgers	GB/NYJ	5.9
4.	Lamar Jackson	BAL	5.8
5.	Kirk Cousins	MIN	5.6

### 2018-23 PASS PLAYS OF 25+ YARDS

Rk.	Name	Team	25+ Yard Comp.
1.	Patrick Mahomes	KC	218
2.	Russell Wilson	SEA/DEN	179
3.	Derek Carr	LV/NO	174
4.	Kirk Cousins	MIN	172
5.	Tom Brady	NE/TB	170

### 2018-23 PASSING FIRST DOWNS

Rk.	Name	Team	First Downs
1.	Patrick Mahomes	KC	1,257
2.	Tom Brady	NE/TB	1,137
3.	Jared Goff	LAR/DET	1,113
4.	Kirk Cousins	MIN	1,098
5.	Matt Ryan	ATL/IND	1,057

### 2018-23 REDZONE PASSING TDs

Rk.	Name	Team	RZ TDs
1.	Patrick Mahomes	KC	139
2.	Kirk Cousins	MIN	115
3.	Aaron Rodgers	GB/NYJ	112
4.	Tom Brady	NE/TB	109
5.	Russell Wilson	SEA/DEN	108

## BY THE NUMBERS - PATRICK MAHOMES VS. THE NFL - REGULAR SEASON

Chiefs QB Patrick Mahomes is in his seventh NFL season and sixth as the team's full-time signal-caller. Mahomes led the Chiefs to a 12-4 record in both 2018 and 2019, as well as a 14-2 record and the top seed in the AFC in 2020. In the NFL's first 17-game season in 2021, Mahomes led the Chiefs to a 12-5 record, once again taking first in the AFC West. In 2022 he led Kansas City to a 14-3 finish, the second 14-win season (2020) in franchise history again giving Kansas City the top seed in the AFC. Mahomes had 5,097 yards through the air in the 2018 season, the most in a season in franchise history at the time, and his 50 passing touchdowns in 2018 are tied for the second most all-time in a single season in NFL history. In 2022, Mahomes threw for 5,250 yards and 41 touchdowns, once again leading the league. His 5,250 passing yards in 2022 rank fourth-most in league history. In 86 career regular season starts, Mahomes has accumulated 25,834 career passing yards and 203 career passing TDs (Below are regular season totals).

<b>AFC West</b>								
Team	G	Att.	Comp.	Yds.	TD	Int.	Pct.	Rtg.
Broncos	12	419	280	3,265	19	9	66.8	96.4
Chargers	9	325	203	2,391	21	5	62.5	99.9
Chiefs	0	0	0	0	0	0	0	0
Raiders	10	366	240	3,040	27	3	65.6	112.5
<b>Total</b>	<b>31</b>	<b>1,110</b>	<b>723</b>	<b>8,696</b>	<b>67</b>	<b>17</b>	<b>65.1</b>	<b>102.7</b>

<b>AFC East</b>								
Team	G	Att.	Comp.	Yds.	TD	Int.	Pct.	Rtg.
Bills	3	120	79	835	6	4	65.8	88.7
Dolphins	1	34	24	393	2	3	70.6	91.9
Jets	2	72	49	619	6	2	68.1	110.8
Patriots	3	105	68	871	7	3	64.8	100.9
<b>Total</b>	<b>9</b>	<b>331</b>	<b>220</b>	<b>2,718</b>	<b>21</b>	<b>12</b>	<b>66.5</b>	<b>97.7</b>

<b>AFC North</b>								
Team	G	Att.	Comp.	Yds.	TD	Int.	Pct.	Rtg.
Bengals	3	101	70	840	7	1	69.3	113.5
Browns	2	68	50	712	6	1	73.5	130.3
Ravens	4	163	117	1,479	12	2	71.7	119.1
Steelers	2	58	46	584	9	0	79.3	148.2
<b>Total</b>	<b>11</b>	<b>390</b>	<b>283</b>	<b>3,615</b>	<b>34</b>	<b>4</b>	<b>72.6</b>	<b>127.8</b>

<b>AFC South</b>								
Team	G	Att.	Comp.	Yds.	TD	Int.	Pct.	Rtg.
Colts	2	74	42	583	2	1	56.8	85.6
Jaguars	4	147	102	1,327	9	4	69.4	106.6
Texans	3	108	79	820	8	1	73.1	115.5
Titans	3	153	99	1,098	4	2	64.7	89.2
<b>Total</b>	<b>12</b>	<b>482</b>	<b>322</b>	<b>3,828</b>	<b>23</b>	<b>8</b>	<b>66.8</b>	<b>99.8</b>

<b>AFC Total</b>								
G	Att.	Comp.	Yds.	TD	Int.	Pct.	Rtg.	
<b>63</b>	<b>2,313</b>	<b>1,548</b>	<b>18,857</b>	<b>145</b>	<b>41</b>	<b>66.9</b>	<b>105.3</b>	

<b>NFC East</b>								
Team	G	Att.	Comp.	Yds.	TD	Int.	Pct.	Rtg.
Cowboys	1	37	23	260	0	1	62.1	71.9
Eagles	1	30	24	278	5	1	80.0	130.9
Giants	1	48	29	275	1	1	60.4	74.6
Washington	1	47	32	397	2	2	68.1	90.5
<b>Total</b>	<b>4</b>	<b>162</b>	<b>108</b>	<b>1,210</b>	<b>8</b>	<b>5</b>	<b>67.7</b>	<b>91.9</b>

<b>NFC North</b>								
Team	G	Att.	Comp.	Yds.	TD	Int.	Pct.	Rtg.
Bears	2	66	47	523	5	0	71.2	119.7
Lions	2	81	45	541	2	1	55.6	79.3
Packers	1	37	20	166	1	0	54.1	74.8
Vikings	1	41	31	281	2	0	75.6	109.9
<b>Total</b>	<b>6</b>	<b>225</b>	<b>143</b>	<b>1,511</b>	<b>10</b>	<b>1</b>	<b>63.6</b>	<b>95.99</b>

<b>NFC South</b>								
Team	G	Att.	Comp.	Yds.	TD	Int.	Pct.	Rtg.
Buccaneers	2	86	60	711	6	1	69.8	113.1
Falcons	1	44	24	278	2	1	54.5	79.5
Panthers	1	45	30	372	4	0	66.7	121.7
Saints	1	47	26	254	3	0	55.3	92.0
<b>Total</b>	<b>5</b>	<b>222</b>	<b>140</b>	<b>1,615</b>	<b>15</b>	<b>2</b>	<b>61.6</b>	<b>101.6</b>

<b>NFC West</b>								
Team	G	Att.	Comp.	Yds.	TD	Int.	Pct.	Rtg.
49ers	2	72	49	737	6	1	68.1	123.4
Cardinals	2	67	51	609	7	0	76.1	138.2
Rams	2	88	60	798	7	4	68.2	104.3
Seahawks	2	68	39	497	5	0	57.4	104.8
<b>Total</b>	<b>8</b>	<b>295</b>	<b>199</b>	<b>2,641</b>	<b>25</b>	<b>5</b>	<b>67.5</b>	<b>117.7</b>

<b>NFC Total</b>								
G	Att.	Comp.	Yds.	TD	Int.	Pct.	Rtg.	
<b>23</b>	<b>904</b>	<b>590</b>	<b>6,977</b>	<b>58</b>	<b>13</b>	<b>65.3</b>	<b>104.0</b>	

## QUARTERBACK PATRICK MAHOMES - NFL MVP SEASON (2018)

In his first season as the team's starting QB, Patrick Mahomes left his mark in both NFL and Chiefs record books each week. Below is a list of milestones he reached throughout the 2018 season.

### Week 1 at Los Angeles Chargers (W. 38-28)

- 15 of 27 (55.6%) for 256 yards, 4 TD, 127.5 QB rating
- Earned AFC Offensive Player of the Week

### Week 2 at Pittsburgh Steelers (W. 42-37)

- 23 of 28 (82.1%) for 326 yards, 6 TD, 154.8 QB rating
- Chiefs Record: 6 TD passes in a single game
- Tied QB Len Dawson's record set in 1964
- Chiefs Record: 10 TD passes in first 2 games of season
- Passed QB Len Dawson's record of 7 TDs set in 1963
- NFL Record: 10 TD passes in first 2 games of season
- Passed QBs Peyton Manning (2013), Drew Brees (2009) Charley Johnson (1965) who all had 9
- Youngest player in NFL History to pass for 6 TDs
- AFC Offensive Player of the Week

### Week 3 vs. San Francisco 49ers (W. 38-27)

- 24 of 38 (63.2%) for 314 yards, 3 TD, 115.5 QB rating
- NFL Record: 13 TD passes through first 3 weeks of season
- Passed QB Tom Brady's 12 TD mark set in 2013

### Week 4 at Denver Broncos (W. 27-23)

- 28 of 45 (62.2%) for 304 yards, 1 TD, 89.5 QB rating
- Chiefs Record: 1,200 passing yards through Week 4
- Passed Alex Smith's mark of 1,110 passing yards set in 2015
- AFC Offensive Player of the Month

### Week 5 vs. Jacksonville Jaguars (W. 30-14)

- 22 of 38 (57.9%) for 313 yards, 0 TD, 62.7 QB rating
- Chiefs Record: 1,513 passing yards through Week 5
- Passed Alex Smith's mark of 1,391 passing yards set in 2015

### Week 6 at New England Patriots (L. 43-40)

- 23 of 36 (63.9%) 352 yards, 4 TD, 110.0 QB rating
- Chiefs Record: 5 consecutive games with 300+ passing yards
- Passed QBs Trent Green (2004) and Bill Kenney's (1983) mark of four consecutive games of 300+ passing yards
- Chiefs Record: 1,865 passing yards through Week 6
- Passed Alex Smith's mark of 1,637 passing yards set in 2017

### Week 7 vs. Cincinnati Bengals (W. 45-10)

- 28 of 39 (71.8%) for 358 yards, 4 TD, 123.7 QB rating
- NFL Record: 22 passing TDs through first 8 career games.
- Passed QB Kurt Warner's mark of 21 TDs (1998-99)
- Chiefs Record: 6 consecutive games with 300+ passing yards
- Passed Trent Green's mark of 4 consecutive games (2004)
- Chiefs Record: 2,223 passing yards through Week 7
- Passed Alex Smith's mark of 1,979 passing yards set in 2017
- FedEx Air NFL Player of the Week

### Week 8 vs. Denver Broncos (W. 30-23)

- 24 of 34 (70.6%) for 303 yards, 4 TD, 125.0 QB rating
- NFL Record: 26 TD through first 9 career games
- Passed QB Kurt Warner's mark of 24 TDs (1998-99)
- NFL Record: 2,810 passing yards through first 9 career games
- Passed Andrew Luck's mark of 2,631 passing yards (2012)
- Chiefs Record: 7 consecutive games with 300+ passing yards
- Extends his franchise record
- FedEx Air NFL Player of the Week

### Week 9 at Cleveland Browns (W. 37-21)

- 23 of 32 (71.9%) for 375 yards, 3 TD, 129.0 QB rating
- NFL Record: 29 TD through first 10 career games
- Passed QB Kurt Warner's mark of 24 TDs (1998-99).
- NFL Record: 3,185 passing yards through first 10 career games
- Passed Andrew Luck's mark of 2,965 passing yards (2012)
- Chiefs Record: 8 consecutive games with 300+ passing yards

### Week 10 vs. Arizona Cardinals (W. 26-14)

- 21 of 28 (75.0%) for 249 yards, 2 TD, 125.4 QB rating
- NFL Record: 31 TD through first 11 career games
- Passed QB Kurt Warner's mark of 27 TDs (1998-99)
- NFL Record: 3,434 passing yards through first 11 career games
- Passed QB Andrew Luck's mark of 3,205 passing yards (2012)
- Chiefs Record: 31 TD passes in single season
- Passed QB L. Dawson's single-season record 30 TD passes (1964)

### Week 11 at Los Angeles Rams (L. 54-51)

- 33 of 46 (71.7%) for 478 yards, 6 TD, 117.6 QB rating
- Chiefs Record: 9 games in single season with 300+ passing yards
- Passed QB Trent Green's mark of 8 games in 2004
- Chiefs Record: 6 TD passes in single game
- Tied his own franchise record set at Pittsburgh (9/16/18)
- Chiefs Record: 37 TD passes in single season
- Extends franchise record

### Week 13 at Oakland Raiders (W. 40-33)

- 23 of 38 (60.5%) for 295 yards, 4 TD, 120.0 QB rating
- NFL Record: Fastest player to 4,000 passing yds (4,207 in 13 games)
- Chiefs Record: 10 games of 100.0+ passer rating in single season
- Tied QB Steve DeBerg's mark set in 1990
- Chiefs Record: 41 TD passes in single season
- Extends franchise record

### Week 14 vs. Baltimore Ravens (W. 27-24)

- 35 of 53 (66.0%) for 377 yards, 2 TD, 91.5 QB rating
- Chiefs Record: 43 TD passes in single season
- Extends franchise record
- Chiefs Record: 10 games in a single season with 300+ passing yds.
- Extends franchise record

### Week 15 vs. Los Angeles Chargers (L. 29-28)

- 24 of 34 (70.6%) for 243 yards, 2 TD, 110.3 rating
- Chiefs Record: 45 TD passes in single season
- Extends franchise record
- Chiefs Record: 11 games of 100.0+ passer rating in single season
- Passed QB Steve DeBerg's mark of 10 set in 1990

### Week 16 at Seattle Seahawks (L. 38-31)

- 23 of 40 (57.5%) for 273 yards, 3 TD, 103.4 rating
- Chiefs Record: 48 TD passes in single season
- Extends franchise record
- Chiefs Record: 12 games of 100.0+ passer rating in single season
- Extends franchise record
- Chiefs Record: 4,816 passing yards in single season
- Passed QB Trent Green's mark of 4,591 yards set in 2004
- NFL Record: 31 TDs in road games in single season
- Passed QB Tom Brady's mark of 29 set in 2007

### Week 17 vs. Oakland Raiders (W. 35-3)

- 14 of 24 (58.3%) for 281 yards, 2 TD, 109.9 rating
- Chiefs Record: 50 TD passes in single season
- Extends franchise record
- Chiefs Record: 13 games of 100.0+ passer rating in single season
- Extends franchise record
- Chiefs Record: 5,097 passing yards in single season
- Extends franchise record
- Chiefs Record: 383 passes completed in a single season
- Passed QB Trent Green's mark of 369 set in 2004

### AFC Divisional Playoffs vs. Indianapolis Colts (W. 31-13)

- 27 of 41 (65.9%) for 278 yards, 1 Rushing TD, 85.2 rating
- Led Chiefs to first home playoff win since 1993 season.
- Helped advance Chiefs to first home AFC Championship appearance.

### AFC Championship Game vs. New England Patriots (L. 31-37)

- 16 of 31 (51.6%) for 295 yards, 3 TDs, 117.0 rating
- Fourth-most passing yards in postseason game in team history
- Second-most TD passes in a single postseason game in club history

## QUARTERBACK PATRICK MAHOMES - SUPER BOWL MVP SEASON (2019)

In his second season as the Chiefs full-time signal-caller, QB Patrick Mahomes continued his trend of performing at a high level. Below is a game-by-game breakdown of the accolades that Mahomes reached on his path to a Super Bowl title.

### Week 1 at Jacksonville Jaguars (W, 40-26)

- Completed 25-of-33 passes (75.8%) for 378 yards, three TDs and a 143.2 passer rating, along with zero INTs.
- 211 first-half passing yards were most in NFL since QB Peyton Manning in 2004.
- Passed Pro Football HOF QB Kurt Warner for most passing yards in first 20 career games (5,759).

### Week 2 at Oakland Raiders (W, 28-10)

- Completed 30-of-44 passes (68.2%) for 443 yards, four TDs and a 131.2 passer rating, along with zero INTs.
- 278 passing yards (NFL record) and four passing TDs in the second quarter broke a franchise mark.
- Guided offense to record-breaking 20<sup>th</sup> straight 26-point output.
- 821 passing yards from Week 1 to Week 2 set the franchise record for most passing yards in the first two weeks to being a season, also ranking fifth all-time in NFL history in the same category.
- Named AFC Offensive Player of the Week.
- Named FedEx Air & Ground's "Air" Player of the Week.

### Week 3 vs. Baltimore Ravens (W, 33-28)

- Completed 27-of-37 passes (73.0%) for 374 yards, three TDs and a 132.0 passer rating, along with zero INTs.
- Passed Pro Football HOF QB Kurt Warner for most 300-yard passing games in a QB's first 20 career games in the Super Bowl era (13).
- 1,195 passing yards ranks through the first three games fourth all-time in NFL history.
- Named FedEx Air & Ground's "Air" Player of the Week for second consecutive week.

### Week 4 at Detroit Lions (W, 34-30)

- Completed 24-of-42 (57.1%) for 315 yards and zero INTs.
- Ranked third in NFL history with 1,510 passing yards through the first four games.
- Threw for at least 300 yards in 14<sup>th</sup> career game, the third most in franchise history.
- Became just the fourth QB in NFL history to throw for at least 300 yards in each of the first four games to begin a season.
- Named AFC Offensive Player of the Month (September).

### Week 5 vs. Indianapolis Colts (L, 13-19)

- Completed 22-of-39 (56.4%) for 321 yards, one TD and zero INTs.
- Broke the NFL record for most passing yards without throwing an INT to being a season (Peyton Manning, 2013; 1,744).
- Recorded 300-plus passing yards for 15<sup>th</sup> career time, tying the franchise record for the second-most career 300-yard passing games in club history (Bill Kenney).

### Week 6 vs. Houston Texans (L, 24-31)

- Completed 19-of-35 (54.3%) for 273 yards, three TDs and one INT.
- Recorded his 14<sup>th</sup> career outing of throwing for at least three TDs, ranking third in team history for most games with three or more TD passes.
- Threw first INT of the season in the second quarter after accumulating 1,896 passing yards on the season, advancing his NFL-record to 2,027 passing yards thrown without an INT to begin a season.

### Week 7 at Denver Broncos (W, 30-6)

- Completed 10-of-19 (52.6%) for 117 yards, one TD and zero INTs.
- Surpassed 7,500 career passing yards, setting a new NFL record (24 games).

### Week 10 at Tennessee Titans (L, 32-35)

- Completed 36-of-50 (72.0%) for 446 yards, three TDs and zero INTs.
- With a passer rating of 119.2, accumulated his fifth outing with at least a 115.0 passer rating this season, marking just the fourth time

that a QB in their first three seasons has been able to do so in a team's first 10 games to begin a season.

- Marked his 16<sup>th</sup> career 300-yard passing performance, the second most in franchise history and third-most in NFL history in a QB's first three seasons.

### Week 11 at Los Angeles Chargers (W, 24-17)

- Completed 19-of-32 (59.4%) for 182 yards and one TD.
- Rushed for a career-high 59 yards, tallying three rushing first downs.

### Week 13 vs. Oakland Raiders (W, 40-9)

- Completed 15-of-29 passes (51.7%) for 175 yards and one TD.
- Rushed for at least 25 yards in second consecutive game, recording his first rushing TD of the season on a 13-yard carry.

### Week 14 at New England Patriots (W, 23-16)

- Completed 26-of-40 passes (65.0%) for 283 yards with one TD and one INT.
- Became the first starting QB under the age of 25 to beat the Patriots in Foxborough, Mass., since 2011 (Jets QB Mark Sanchez).

### Week 15 vs. Denver Broncos (W, 23-3)

- Completed 27-of-34 passes (88.9%) for 340 yards with two TDs and one INT.
- Tied Kurt Warner's record for second-most 300-yard passing games in a QB's first three NFL seasons (17 games).
- Recorded second-highest pass-completion percentage outing of career (79.4%).

### Week 16 at Chicago Bears (W, 26-3)

- Completed 23-of-33 passes (69.7%) for 251 yards with two passing TDs and zero INTs.
- Became the fastest QB in NFL history to throw for 9,000 career passing yards and 75 career passing TDs (30<sup>th</sup> career game).
- Tied a single-season career-best with second rushing TD of the year.

### Week 17 vs. Los Angeles Chargers (W, 31-21)

- Completed 16-of-25 passes (64.0%) for 174 yards, one passing TD and one INT.
- Added 21 rushing yards, taking his season total to 218 rushing yards.
- Guided the Chiefs offense to over 30 points scored for the unit's seventh time this season, helping secure the No. 2 seed in the AFC Playoffs.

### AFC Divisional Round vs. Houston Texans (W, 51-31)

- Completed 23-of-35 passes (65.7%) for 321 yards and a franchise-record five TD passes.
- Guided the Chiefs to the franchise's largest comeback (24 pts)
- Recorded a 134.6 passer rating, becoming the first QB since Nick Foles (2017) to record a passer rating of over 134.5 in the postseason.
- His five TD passes were the most by a QB since Ben Roethlisberger recorded five TD throws in the 2017 postseason.

### AFC Championship vs. Tennessee Titans (W, 35-24)

- Completed 23-of-35 passes (65.7%) for 294 yards, three passing TDs and zero INTs.
- Finished the game with a passer rating of 120.4, his second-highest single-game passer rating in a playoff game.
- Broke the franchise record for most career passing TDs in the postseason (11).
- Rushed for a team-best 53 yards with a postseason career-long TD rush of 27 yards.

### Super Bowl LIV vs. San Francisco 49ers (W, 31-20)

- Completed 26-of-42 passes (61.9%) for 286 yards, two passing TDs and two INTs.
- Earned the Super Bowl LIV MVP Award after leading the Chiefs to 21 unanswered points in the game's final quarter.
- Rushed for a one-yard TD in the first quarter.

## QUARTERBACK PATRICK MAHOMES 2020 ACCOLADES

In his third season as the team's starting QB, Patrick Mahomes continues to leave his mark in both NFL and Chiefs record books each week. Below is a list of milestones he's reached throughout the 2020 season.

### Week 1 vs. Houston Texans (W, 34-20)

- 24 of 32 (75.0%) for 211 yards, 3 TD, 123.3 QB rating.
- Ties NFL record 25 wins in first 32 games (Dan Marino, Kurt Warner).
- Earned AFC Offensive Player of the Week.

### Week 2 at Los Angeles Chargers (W, 23-20)

- 27 of 47 (57.4%) for 302 yards, 2 TD, 90.9 QB rating.
- NFL record 13 games since 2018 with 3+ players with a receiving TD.

### Week 3 at Baltimore Ravens (W, 34-20)

- 31 of 42 (73.8%) for 385 yards, 4 TD, 133.5 QB rating.
- NFL record fastest QB to pass for 10,000 yards (34 games).
- Earned AFC Offensive Player of the Week.

### Week 4 vs. New England Patriots (W, 26-10)

- 19 of 29 (65.5%) for 236 yards, 2TD, 113.6 QB rating.

### Week 5 vs. Las Vegas Raiders (L, 40-32)

- 22 of 43 (51.2%) for 340 yards, 2 TD, 83.5 QB rating.

### Week 6 at Buffalo Bills (W, 26-17)

- 21 of 26 (80.8%) for 225 yards, 2 TD, 128.4 QB rating.
- NFL record fastest QB to pass for 90-career touchdowns (37 games).
- Set Chiefs record with 16 consecutive games with a passing TD.

### Week 7 at Denver Broncos (W, 43-16)

- 15 of 23 (65.2%) for 200 yards, 1 TD, 107.2 QB rating.
- Extended Chiefs record to 17 consecutive games with a passing TD.

### Week 8 vs. New York Jets (W, 35-9)

- 31 of 42 (73.8%) for 416 yards, 5 TD, 144.4 QB rating.
- Extended Chiefs record to 18 consecutive games with a passing TD.
- Chiefs record 10 career games with 4+ passing TDs.
- NFL record 3+ passing TDs and 0 INTs in a half 10 times since 2018, twice as many as the QBs with the next-most (Aaron Rodgers and Tom Brady) (According to NFL Research).
- Earned AFC Offensive Player of the Week.
- Earned FedEx Air Player of the Week.

### Week 9 vs. Carolina Panthers (W, 33-31)

- 30 of 45 (66.7%) for 372 yards, 4 TD, 144.4 QB rating.
- NFL Record fastest quarterback to reach 100-career TD passes - 101 TDs in 40 games.
- Extended Chiefs record to 19 consecutive games with a passing TD.
- Chiefs Record 11 games with 4+ passing TDs.
- Ties NFL record 350+ passing yards, 4+ passing TDs and 0 INTs in back-to-back games (joins QB Tom Brady as the only players to accomplish this in back-to-back weeks in a single season since at least 1950 (According to CBS Sports).

### Week 11 at Las Vegas Raiders (W, 35-31)

- 34 of 45 (75.6%) for 348 yards, 2 TD, 1 INT, 102.8 QB rating.
- Extended Chiefs record to 20 consecutive games with a passing TD.

### Week 12 at Tampa Bay Buccaneers (W, 27-24)

- 37 of 49 (75.5%) for 462 yards, 3 TD, 124.7 QB rating.
- Extended Chiefs record to 21 consecutive games with a passing TD.
- First player in NFL history with at least 30 completions and 300 passing yards in four consecutive games (NFL Research).
- Joins Dan Marino (six games) as only players with five career games with at least 400 passing yards and three touchdowns, in their first four seasons in NFL history.
- Tied Chiefs record 24 career games with 300+ passing yards.
- Earned FedEx Air Player of the Week.
- Earned NFL Offensive Player of the Month - November.

### Week 13 vs. Denver Broncos (W, 22-16)

- 25 of 40 (62.5%) for 318 yards, 1 TD, 95.6 QB rating.
- Extended Chiefs record to 22 consecutive games with a passing TD.
- Chiefs record 25 career games with 300+ passing yards.

### Week 14 at Miami Dolphins (W, 33-27)

- 24 of 34 (70.6%) for 393 Yards, 2 TD, 3 INT, 91.9 QB rating.
- Extended Chiefs record to 23 consecutive games with a passing TD.
- Extends Chiefs record 26 career games with 300+ passing yards.
- Tied NFL record (PFHOF QB Kurt Warner) 26 career 300-yard games for the most games of at least 300 passing yards a player's first four seasons in league annals.
- Chiefs record 26 career 300-yard games.
- According to NFL Communications, six-straight 315+ passing yards game, tied with QBs Drew Brees (2012-13) and Rich Gannon (2002) for the longest streak in NFL history.

### Week 15 at New Orleans Saints (W, 32-29)

- 26 of 47 (55.3%) for 254 Yards, 3 TD, 0 INT, 92.0 QB rating.
- Extended Chiefs record to 24 consecutive games with a passing TD.
- Voted to the 2021 Pro Bowl.

### Week 16 vs. Atlanta Falcons (W, 17-14)

- 24 of 44 (54.5%) for 278 Yards, 2 TD, 1 INT, 79.5 QB rating.
- Extended Chiefs record to 25 consecutive games with a passing TD.

### Week 17 vs. Los Angeles Chargers (L, 38-21)

- Inactive (No. 1 Seed Clinched in AFC)

### AFC Divisional vs. Cleveland Browns (W, 22-17)

- 21 of 30 (70.0%) for 255 Yards, 1 TD, 0 INT, 106.9 QB rating.
- Chiefs postseason record for most passing yards (1,729) in a career.
- KC postseason record for most passes attempted (214) in a career.
- KC postseason record for most completed passes (136) in a career.
- Chiefs postseason record for most TD passes (14) in a career.

### AFC Championship vs. Buffalo Bills (W, 38-24)

- 29 of 38 (76.3%) for 325 Yards, 3 TD, 0 INT, 127.6 QB rating.
- NFL Record: youngest quarterback to start in three-consecutive conference championship games (25 years old), and the only quarter back to accomplish the feat prior to his 26th birthday. Also the first quarterback to do so in his first four seasons in the league.
- NFL postseason record for most TD passes (17) in first four seasons.
- Extends Chiefs postseason record for most passing yards (2,054) in a career.
- Extends KC postseason record for most passes attempted (252) in a career.
- Extends KC postseason record for most completed passes (165) in a career.
- Extends Chiefs postseason record for most TD passes (17) in a career.

### Super Bowl LV at Tampa Bay Buccaneers (L, 31-9)

- 26 of 49 (53.1%) for 270 yards, 0 TD, 2 INT, 52.3 QB rating.
- Helped Chiefs earn back-to-back Super Bowl trips.
- Three AFC Championship appearances in three years starting.



## QUARTERBACK PATRICK MAHOMES 2021 ACCOLADES

In his fourth season as the team's starting QB, Patrick Mahomes continues to leave his mark in both NFL and Chiefs record books each week. Below is a list of milestones he's reached throughout the 2021 season.

### **Week 1 vs. Cleveland Browns (W, 33-29)**

- 27 of 36 (75.0%) for 337 yards, 3 TD, 131.4 QB rating.
- Chiefs/current NFL record 26 straight games with a passing TD.
- Chiefs record 27 games of 300+ passing yards.
- NFL record most passing yards (14,372) in first 50 starts (47).
- NFL record most passing TDs (117) in first 50 starts (47).
- Chiefs record (regular + postseason) rushing TDs by a QB (11).

### **Week 2 at Baltimore Ravens (L, 35-36)**

- 24 of 31 (77.4%) for 343 yards, 3 TD, 1 INT, 131.5 QB rating.
- Chiefs/current NFL record 27 straight games with a passing TD.
- Chiefs record 28 games of 300+ passing yards.
- Ties Chiefs record 30 games of 100.0+ passer rating.

### **Week 3 vs. Los Angeles Chargers (L, 24-30)**

- 27 of 44 (61.4%) for 260 yards, 3 TD, 2 INT, 81.6 QB rating.
- Chiefs/current NFL record 28 straight games with a passing TD.
- NFL record fastest QB to pass for 15,000+ yards (49 career starts).

### **Week 4 at Philadelphia Eagles (W, 42-30)**

- 24 of 30 (80.0%) for 278 yards, 5 TD, 1 INT, 131.0 QB rating.
- Chiefs record 31 games of 100.0+ passer rating.
- Chiefs/current NFL record 29 straight games with a passing TD.
- Ties NFL record 3+ TDs in first four games of a season, joining Steve Young (1998), Kurt Warner (1999) and Tom Brady (2007).

### **Week 5 vs. Buffalo Bills (L, 20-38)**

- 33 of 54 (61.1%) for 272 yards, 2 TD, 2 INT, 70.9 QB rating.
- Chiefs/current NFL record 30 straight games with a passing TD.

### **Week 6 at Washington Football Team (W, 31-13)**

- 32 of 47 (68.1%) for 397 yards, 2 TD, 2 INT, 90.5 QB rating.
- Chiefs record 29 games of 300+ passing yards.
- Chiefs/current NFL record 31 straight games with a passing TD.



### **Week 7 at Tennessee Titans (L, 3-27)**

- 20 of 35 (57.1%) for 206 yards, 0 TD, 1 INT, 62.3 QB rating.

### **Week 8 vs. New York Giants (W, 20-17)**

- 29 of 48 (60.4%) for 275 yards, 1 TD, 1 INT, 74.6 QB rating.

### **Week 9 vs. Green Bay Packers (W, 13-7)**

- 20 of 37 (54.1%) for 166 yards, 1 TD, 0 INT, 74.8 QB rating.

### **Week 10 at Las Vegas Raiders (W, 41-14)**

- 35 of 50 (70.0%) for 406 yards, 5 TD, 0 INT, 127.6 QB rating.
- NFL record 30 games with at least 300 passing yards by a player in his first five seasons.
- Chiefs record 30 games of 300+ passing yards.
- Chiefs record 32 games of 100.0+ passer rating.

### **Week 11 vs. Dallas Cowboys (W, 19-9)**

- 23 of 37 (62.2%) for 260 yards, 0 TD, 1 INT, 71.9 QB rating.

### **Week 13 vs. Denver Broncos (W, 22-9)**

- 29 of 15 (51.7%) for 184 yards, 0 TD, 1 INT, 57.3 QB rating.

### **Week 14 vs. Las Vegas Raiders (W, 48-9)**

- 20 of 24 (83.3%) for 258 yards, 2 TD, 0 INT, 139.2 QB rating.
- Chiefs record 33 games of 100.0+ passer rating.

### **Week 15 at Los Angeles Chargers (W, 34-28)**

- 31 of 47 (66.0%) for 410 yards, 3 TD, 1 INT, 105.8 QB rating.
- Chiefs record 34 games of 100.0+ passer rating.
- Chiefs record 31 games of 300+ passing yards.
- Chiefs record seven games with 400+ passing yards.
- NFL record seven games with 400+ passing yards in first five seasons.
- Joins PFHOF QB Peyton Manning as only two QBs to log four consecutive seasons with 4,000+ passing yards in their first five seasons.

### **Week 16 vs. Pittsburgh Steelers (W, 36-10)**

- 23 of 30 (76.7%) for 258 yards, 3 TD, 0 INT, 135.1 QB rating.
- Chiefs record 35 games of 100.0+ passer rating.
- Chiefs record 64 career TD passes at GEHA Field at Arrowhead.
- Chiefs record four-time AFC Offensive Player of the Month.
- NFL record as only player to earn a Player of the Month award the past four seasons.

### **Week 17 at Cincinnati Bengals (W, 34-31)**

- 26 of 35 (74.3%) for 259 yards, 2 TD, 0 INT, 113.9 QB rating.
- NFL record first QB with at least 35 touchdown passes in three of his first five seasons.
- Chiefs record 36 games of 100.0+ passer rating.

### **Week 18 at Denver Broncos (W, 28-24)**

- 27 of 44 (61.4%) for 270 yards, 2 TD, 0 INT, 93.9 QB rating.
- Chiefs clinch no. 2 seed in the AFC Playoff Picture.

### **AFC Wild Card Playoffs vs. Pittsburgh Steelers (W, 42-21)**

- 30 of 39 (77.0%) for 404 yards, 5 TD, 1 INT, 138.2 QB rating.
- 138.2 is highest passer rating in a playoff game in team history.
- Five TD passes ties club record for most TD passes.
- 404 yards is most passing yards in a playoff game in team history.

### **AFC Divisional Playoffs vs. Buffalo Bills (W, 42-36-OT)**

- 33 of 44 (75.0%) for 378 yards, 3 TD, 0 INT, 123.1 QB rating.
- Team trailed with :13 to play before tying game.
- Mahomes led offense to team record 552 total net yards.

### **AFC Championship vs. Cincinnati Bengals (L, 24-27-OT)**

- 26 of 39 (66.7%) for 275 yards, 3 TD, 2 INTs, 91.3 QB rating.
- Led Chiefs to an NFL record fourth-straight home AFC Championship



## QUARTERBACK PATRICK MAHOMES 2022 ACCOLADES (NFL/SB MVP)

In his fifth season as the team's starting QB, Patrick Mahomes continued to leave his mark in both NFL and Chiefs record books each week. Below is a list of milestones he's reached throughout the 2022 season.

### Week 1 at Arizona Cardinals (W, 44-21)

- 30 of 39 (76.9%) for 360 yards, 5 TD, 0 Int, 144.2 QB rating.
- Became first QB in NFL history to record three or more TD passes in five consecutive season openers.
- AFC Offensive Player of the Week.

### Week 2 vs. Los Angeles Chargers (W, 27-24)

- 24 of 35 (68.6%) for 235 yards, 2 TD, 0 INT, 106.2 QB rating.
- Extends franchise record for career games with 100.0 passer rating to 38 career games.

### Week 3 at Indianapolis Colts (L, 17-20)

- 20 of 35 (57.1%) for 262 yards, 1 TD, 1 INT, 78.5 QB rating.

### Week 4 at Tampa Bay Buccaneers (W, 41-31)

- 23 of 37 (62.2%) for 249 yards, 3 TD, 1 INT, 97.7 QB rating.
- NFL/Chiefs record 162 touchdown passes in first 67 games.
- NFL/Chiefs record 67 games to 20,000 career passing yards.
- AFC Offensive Player of the Week.

### Week 5 vs. Las Vegas Raiders (W, 30-29)

- 29 of 43 (67.4%) for 292 yards, 4 TD, 0 INT, 117.6 QB rating.
- Extends franchise record for career games with 100.0 passer rating to 39.

### Week 6 vs. Buffalo Bills (L, 20-24)

- 25 of 40 (62.5%) for 338 yards, 2 TD, 2 INT, 85.2 QB rating.
- Chiefs record 278 career 20+ yard passes.

### Week 7 at San Francisco 49ers (W, 44-23)

- 25 of 34 (73.5%) for 423 yards, 3 TD, 1 INT, 132.4 QB rating.
- Extends franchise record for career games with 100.0 passer rating to 40.

### Week 9 vs. Tennessee Titans (W, 20-17)

- 43 of 68 (63.2%) for 446 yards, 1 TD, 1 INT, 80.9 QB rating.
- Chiefs record 68 passes attempted in a game.
- Chiefs record 43 completed passes in a game.
- Extends Chiefs record to 35 300 yard passing games in a career.
- Tied for first in the NFL with 35 300 yard passing games since 2017.
- NFL/Chiefs record for most passing yards in first 75 starts with 21,596 (71 starts).

### Week 10 vs. Jacksonville Jaguars (W, 27-17)

- 26 of 35 for 331 yards (74.3%), 4 TD, 1 Int, 129.6 QB rating.
- NFL record 176 passing touchdowns in first 75 career starts (72 starts).
- Tied NFL record 33 games with three or more passing touchdowns in first 75 career starts (72 starts).
- NFL record 16 games with four or more passing touchdowns in first 75 career starts (72 starts).
- NFL leader of games with 300 passing yards since 2017 with 36.
- Extends franchise record for career games with 100.0 passer rating to 41.

### Week 11 at Los Angeles Chargers (W, 30-27)

- 20 of 34 for 329 yards (58.8%), 3 TD, 0 Int, 120.8 QB rating.
- Extends franchise record for career games with 100.0 passer rating to 42.
- Extends title of NFL leader of games with 300 passing yards since 2017 with 37.
- Extends Chiefs record to 37 300-yard passing games in a career.
- Tied NFL record with 58 career wins by a QB in first 75 starts (73 starts)
- Extends NFL record to 179 passing touchdown passes in first 75 career game (73 games).

### Week 12 vs. Los Angeles Rams (W, 26-10)

- 27 of 42 for 320 yards (64.3%) 1 TD, 1 Int, 85.4 QB rating.
- NFL record of 59 career wins by a QB in first 75 starts (74 starts).
- Extends Chiefs record to 38 300-yard passing games in a career.
- Tied for most QB-pass catcher touchdown connections with 46 to Travis Kelce.

### Week 13 at Cincinnati Bengals (L, 24-27)

- 16 of 27 for 223 yards (59.3%) 1 TD, 0 Int, 98.2 QB rating.
- Tied Chiefs record for most rushing touchdowns by a QB with 10.

### Week 14 at Denver Broncos (W, 34-28)

- 28 of 42 for 352 yards (66.7%) 3 TD, 3 Int, 86.6 QB rating.
- Extends Chiefs record to 39 300-yard passing games in a career.
- Extends title of NFL leader of games with 300 passing yards since 2017 to 39.

### Week 15 at Houston Texans (W, 30-24 OT)

- 36 of 41 for 336 yards (87.8%) 2 TD, 0 Int, 117.1 QB rating.
- Extends Chiefs record to 40 300-yard passing games in a career.
- Extended title of NFL leader of games with 300 passing yards since 2017 to 40.
- Chiefs record 87.80 completion percentage.
- Chiefs record 11 rushing touchdowns by a QB
- Extends franchise record for career games with 100.0 passer rating to 43.

### Week 16 vs. Seattle Seahawks (W, 24-10)

- 16 of 28 for 224 yards (57.1%) 2 TD, 0 Int, 106.8 QB rating.
- Extends franchise record for career games with 100.0 passer rating to 44.
- Extends Chiefs record to 12 rushing touchdowns by a QB.

### Week 17 vs. Denver Broncos (W, 27-24)

- 29 of 42 for 328 yards (69.0%) 3 TD, 1 Int, 106.1 QB rating
- Tied NFL record for most seasons with 5,000 passing yards and 40 touchdowns in a career with two.
- Tied Chiefs record for most 300-yard passing games in a season with 10.
- Chiefs record 1,280 (658,622) passes attempted in consecutive seasons.
- Chiefs record 853 (436, 417) passes completed in consecutive seasons.
- Chiefs record 9,887 (4,839, 5,048) passing yards in consecutive seasons.
- Chiefs record 77 (37,40) passing touchdowns in consecutive seasons.
- Extends franchise record for career games with 100.0 passer rating to 45.
- Extends Chiefs record to 41 300-yard passing games in a career.
- Extended title of NFL leader of games with 300 passing yards since 2017 to 41.

### Week 18 at Las Vegas Raiders (W, 31-13)

- 18 of 26 for 202 yards (69.2%) 1 TD, 0 Int, 105.0 QB rating.
- NFL record 5,614 combined yards by a QB.
- Chiefs record 5,250 passing yards in a season.
- Extends franchise record for career games with 100.0 passer rating to 46.

### AFC Divisional Playoffs vs. Jacksonville Jaguars (W, 27-20)

- 22 of 30 for 195 yards (73.3%) 2 TD, 0 Int, 112.5 QB rating.
- Extends franchise record for career postseason games with 100.0 passer rating to 8.

### AFC Conference Championship vs. Cincinnati Bengals (W, 23-20)

- 29 of 43 for 326 yards (67.4%) 2 TD, 0 INT, 105.4 QB rating.
- Extends franchise record for career postseason games with 100.0 passer rating to 9.

### Super Bowl LVII vs. Philadelphia Eagles (W, 38-25)

- 21 of 27 for 182 yards (77.8%) 3 TD, 0 INT, 131.8 QB rating.
- Extends franchise record for career postseason games with 100.0 passer rating to 10.
- Earned the second Super Bowl MVP of his career.

### 2022 Season Awards

- Won NFL MVP for the second time in his career.
- Voted the ESPY Best Male Athlete.
- Voted the ESPY Best NFL Player.
- Voted by teammates as Chiefs Derrick Thomas Most Valuable Player.
- Selected to the Pro Bowl.
- Named to the AP All-Pro first team.

## A HOT START FOR THE YOUNG QUARTERBACK

With 86 games under his belt as a starting quarterback in the National Football League, Chiefs QB Patrick Mahomes has performed at a record-setting pace thus far. The charts below compare Mahomes' first 86 career starts to some of the game's greatest quarterbacks in their first 86 starts.

Listed are Pro Football HOF QBs Brett Favre, Kurt Warner, Dan Marino, John Elway, Joe Montana, Joe Namath, Troy Aikman, Jim Kelly, Steve Young, Johnny Unitas and Peyton Manning, along with potential future PFHOFers QBs Tom Brady, Drew Brees and Aaron Rodgers. Among the group, there are 11 Pro Football Hall of Famers, 11 NFL/AFL MVP Award winners, 12 Super Bowl champions and 10 Super Bowl MVPs.

### PASSING YARDS (THROUGH FIRST 86 STARTS)

Name	Team	Yards
<b>Patrick Mahomes</b>	<b>KC</b>	<b>25,834</b>
Dan Marino*	MIA	23,871
Aaron Rodgers	GB	23,550
Kurt Warner*	STL	23,318
Peyton Manning*	IND	22,211
Joe Montana*	SF	20,701
Brett Favre*	GB	20,469
Tom Brady	NE	19,782
Drew Brees	SD/NO	19,721
Joe Namath*	NYJ	19,672
Jim Kelly*	BUF	19,574
Johnny Unitas*	BAL	18,799
Steve Young*	TB/SF	18,768
John Elway*	DEN	18,487
Troy Aikman*	DAL	17,224

### PASSING TOUCHDOWNS (THROUGH FIRST 86 STARTS)

Name	Team	TDs
<b>Patrick Mahomes</b>	<b>KC</b>	<b>203</b>
Dan Marino*	MIA	194
Aaron Rodgers	GB	185
Brett Favre*	GB	164
Johnny Unitas*	BAL	150
Peyton Manning*	IND	150
Kurt Warner*	STL	149
Jim Kelly*	BUF	138
Tom Brady	NE	137
Joe Montana*	SF	133
Steve Young*	TB/SF	128
Drew Brees	SD/NO	125
Joe Namath*	NYJ	120
John Elway*	DEN	105
Troy Aikman*	DAL	87

### PASS COMPLETIONS (THROUGH FIRST 86 STARTS)

Name	Team	Comp.
<b>Patrick Mahomes</b>	<b>KC</b>	<b>2,138</b>
Peyton Manning*	IND	1,888
Aaron Rodgers	GB	1,885
Kurt Warner*	STL	1,878
Dan Marino*	MIA	1,868
Brett Favre*	GB	1,813
Drew Brees	SD/NO	1,790
Joe Montana*	SF	1,750
Tom Brady	NE	1,726
Jim Kelly*	BUF	1,555
Troy Aikman*	DAL	1,500
John Elway*	DEN	1,474
Steve Young*	TB/SF	1,463
Johnny Unitas*	BAL	1,324
Joe Namath*	NYJ	1,278

### PASSER RATING (THROUGH FIRST 86 STARTS)

Name	Team	Rating
Aaron Rodgers	GB	105.8
<b>Patrick Mahomes</b>	<b>KC</b>	<b>105.0</b>
Steve Young*	TB/SF	95.8
Kurt Warner*	STL	93.3
Dan Marino*	MIA	91.3
Joe Montana*	SF	90.9
Brett Favre*	GB	89.1
Tom Brady	NE	88.1
Jim Kelly*	BUF	88.0
Drew Brees	SD/NO	87.4
Peyton Manning*	IND	86.9
Troy Aikman*	DAL	82.4
Johnny Unitas*	BAL	78.9
John Elway*	DEN	73.1
Joe Namath*	NYJ	68.8



### INTERCEPTIONS (THROUGH FIRST 86 STARTS)

Name	Team	INTs
Aaron Rodgers	GB	49
<b>Patrick Mahomes</b>	<b>KC</b>	<b>54</b>
Steve Young*	TB/SF	65
Joe Montana*	SF	72
Tom Brady	NE	74
Drew Brees	SD/NO	79
Troy Aikman*	DAL	79
Brett Favre*	GB	85
Jim Kelly*	BUF	89
Kurt Warner*	STL	99
John Elway*	DEN	101
Dan Marino*	MIA	104
Peyton Manning*	IND	105
Johnny Unitas*	BAL	122
Joe Namath*	NYJ	141

\* Denotes Pro Football Hall of Famer

## COMEBACK KINGDOM

QB Patrick Mahomes led his team to an NFL-QB record eight straight come-from-behind wins after being down by at least 10 points from 2019-20. He has a total of 14 such comeback victories in his career.

Date	Team	Deficit	Final Score
2/12/23*	vs. PHI	14-24 (10)	38-25
11/6/22	vs. TEN	3-14 (11)	20-17
10/23/22	at SF	0-10 (10)	44-23
10/10/22	vs. LV	0-17 (17)	30-29
9/15/22	vs. LAC	7-17 (10)	27-24
9/12/21	vs. CLE	3-15 (12)	33-29
12/13/20	at MIA	0-10 (10)	33-27
9/20/20	at LAC	6-17 (11)	23-20 OT
2/2/20*	vs. SF	10-20 (10)	31-20
1/19/20*	vs. TEN	7-17 (10)	35-24
1/12/20*	vs. HOU	0-24 (24)	51-31
9/15/19	at OAK	0-10 (10)	28-10
9/29/19	at DET	0-10 (10)	34-30
10/1/18	at DEN	13-23 (10)	27-23

Mahomes also owns 15 wins in games his team entered the fourth quarter either trailing or tied.

Date	Team	Deficit Entering Q4	Final Score
2/12/23*	vs. PHI	21-27 (6)	38-35
1/1/23	vs. DEN	13-17 (4)	27-24
12/18/22	at HOU	16-21 (5)	30-24 OT
11/20/22	at LAC	16-20 (4)	30-27
11/6/22	vs. TEN	9-17 (6)	20-17 OT
10/10/22	vs. LV	10-20 (10)	30-29
9/15/22	vs. LAC	14-17 (3)	27-24
1/8/22	at DEN	17-21 (4)	28-24
12/16/21	at LAC	13-14 (1)	34-28 OT
9/12/21	vs. CLE	20-22 (2)	33-29
9/20/20	at LAC	9-17 (8)	23-20 OT
2/2/20*	vs. SF	10-20 (10)	31-20
9/29/19	at DET	20-23 (3)	34-30
12/9/18	vs. BAL	17-17 (0)	27-24 OT
10/1/18	at DEN	13-20 (7)	27-23

\* Denotes Postseason Game



## MISC. OFFENSIVE NOTES

### KELCE LOGS NFL RECORD

Over the past five seasons (2018-22), Chiefs TE Travis Kelce has landed himself in the NFL history book as he's recorded three of the top-five single-season receiving yard marks for tight ends in the league's existence. He set the record in 2020 with 1,416 receiving yards on 105 receptions.

#### NFL RECORD BOOK:

##### SINGLE-SEASON RECEIVING YARDS, TIGHT END

Rk.	Tm.	Name	Year	Rec.	Yards	Avg.
1.	KC	Travis Kelce	2020	105	1,416	13.5
2.	SF	George Kittle	2018	88	1,377	15.6
3.	BAL	Mark Andrews	2021	107	1,361	12.7
4.	KC	Travis Kelce	2022	110	1,338	12.2
5.	KC	Travis Kelce	2018	103	1,336	13.0

### KELCE JOINS THE 10,000 CLUB

With 71 receiving yards in Kansas City's 2022 Week 14 game against the Broncos (12/11/22), TE Travis Kelce became just the second pass catcher in franchise history to cross the 10,000-yard plateau for his career. He now owns 10,566 career receiving yards. He has 36 100-yard receiving games in his career, including six in 2022. His 36 100-yard receiving games is a league best for tight ends.

#### CHIEFS RECORD BOOK: MOST RECEIVING YARDS, CAREER

Rk.	Yards	Player	Pos.	Seasons
1.	10,940	Tony Gonzalez	TE	1997-2008
2.	10,690	Travis Kelce	TE	2013-23
3.	7,306	Otis Taylor	WR	1965-75
4.	7,155	Dwayne Bowe	WR	2007-14
5.	6,630	Tyreek Hill	WR	2016-21

By reaching the milestone in just 140 games, Kelce became the fastest tight end in NFL history to record 10,000 career receiving yards. He's also the fastest tight end in NFL history to record 9,000 career receiving yards, doing so in 127 games.

#### NFL RECORD BOOK:

##### FASTEST TO 10,000 RECEIVING YARDS, TIGHT END

Rk.	Name	Years	Games
1.	Travis Kelce	2013-22	140
2.	Tony Gonzalez	1997-08	177
3.	Antonio Gates	2003-14	179
4.	Jason Witten	2003-14	180
5.	Shannon Sharpe	1990-03	203

### KELCE YARDS AFTER CATCH

Since entering the NFL in 2013, Chiefs TE Travis Kelce ranks first in yards after catch by all players. After recording 42 YAC against Denver (10/12/2023), Kelce claimed the top spot for YAC in NFL history for a tight end dating back to 1992. He now ranks ninth amongst all players in NFL history for YAC.

#### NFL LEADERS

##### MOST YARDS AFTER CATCH, CAREER (SINCE 2013)

Rk.	Pos.	Name	Rec.	Yards	YAC
1.	TE	Travis Kelce	850	10,690	5,033
2.	WR	Golden Tate	594	6,981	3,838
3.	RB	Christian McCaffrey	465	3,933	3,763
4.	WR	Davante Adams	808	10,108	3,749
5.	WR	Julio Jones	770	11,472	3,717

#### NFL RECORD BOOK

##### MOST YARDS AFTER CATCH, CAREER (SINCE 1992)

Rk.	Name	Rec.	Yards	YAC
1.	RB Marshall Faulk	767	6,875	6,230
2.	RB Larry Centers	827	6,797	5,836
3.	WR Terrell Owens	1,078	15,934	5,684
4.	WR Steve Smith Sr.	1,031	14,731	5,616
5.	WR Larry Fitzgerald	1,432	17,492	5,578
6.	RB LaDainian Tomlinson	624	4,772	5,383
7.	WR Anquan Boldin	1,076	13,779	5,310
8.	WR Wes Welker	903	9,924	5,087
9.	TE Travis Kelce	850	10,690	5,033



### KELCE AMONG THE ALL-TIME GREATS

With 149 games played in his career, Chiefs TE Travis Kelce has already cemented himself in league history and continues to produce at a record-setting pace. Through 149 games, Kelce has totaled 850 receptions for 10,690 yards and 72 touchdowns.

The below chart compares the first 149 games of Kelce's career to some of the game's greatest tight ends' first 150 games (minimum of 125 games played). There are currently nine TEs enshrined in the Pro Football Hall of Fame -- Dave Casper (1974-84), Mike Ditka (1961-72), Tony Gonzalez (1997-2013), John Mackey (1963-72; 117 games), Ozzie Newsome (1978-90), Charlie Sanders (1968-77; 123 games), Shannon Sharpe (1990-2003), Jackie Smith (1963-78) and Kellen Winslow (1979-87; 109 games) -- along with potential future PFHOF TEs Antonio Gates (2003-18), Jason Witten (2003-17, 2019-20) and Rob Gronkowski (2010-18, 2020-21).

#### RECEPTIONS (THROUGH FIRST 150 GAMES)

Name	Team	Receptions
Travis Kelce (149 Games)	KC	850
Jason Witten	DAL	747
Tony Gonzalez*	KC	681
Antonio Gates	SD	657
Rob Gronkowski <sup>^</sup>	NE/TB	621
Ozzie Newsome*	CLE	575
Shannon Sharpe*	DEN	572
Jackie Smith*	STL	447
Mike Ditka <sup>^^^</sup>	CHI/PHI/DAL	427
Dave Casper <sup>^^</sup>	OAK/HOU	378

#### RECEIVING YARDS (THROUGH FIRST 150 GAMES)

Name	Team	Yards
Travis Kelce (149 Games)	KC	10,690
Rob Gronkowski <sup>^</sup>	NE/TB	9,286
Antonio Gates	SD	8,549
Jason Witten	DAL	8,396
Tony Gonzalez*	KC	8,251
Jackie Smith*	STL	7,426
Shannon Sharpe*	DEN	7,238
Ozzie Newsome*	CLE	7,073
Mike Ditka <sup>^^^</sup>	CHI/PHI/DAL	5,812
Dave Casper <sup>^^</sup>	OAK/HOU	5,216

#### RECEIVING TOUCHDOWNS (THROUGH FIRST 150 GAMES)

Name	Team	Touchdowns
Rob Gronkowski <sup>^</sup>	NE/TB	92
Antonio Gates	SD	84
Travis Kelce (149 Games)	KC	72
Tony Gonzalez*	KC	57
Dave Casper <sup>^^</sup>	OAK/HOU	52
Shannon Sharpe*	DEN	44
Mike Ditka <sup>^^^</sup>	CHI/PHI/DAL	43
Ozzie Newsome*	CLE	42
Jason Witten	DAL	42
Jackie Smith*	STL	36

\* Denotes Pro Football Hall of Famer

<sup>^</sup>Only played in 143 games

<sup>^^</sup>Only played in 144 games

<sup>^^^</sup>Only played in 146 games

## MISC. OFFENSIVE NOTES

### RELIABILITY WITH KELCE

TE Travis Kelce has recorded at least one pass reception in 148-consecutive games played from Week 1 of the 2014 season (9/7/14) through last week vs. the Broncos, extending his record for the longest streak in franchise history.

#### CHIEFS RECORD BOOK:

##### MOST CONSECUTIVE GAMES, PASS RECEPTIONS

Rk.	Games	Player	Years
1.	148	Travis Kelce	Sept. 7, 2014 – Present
2.	131	Tony Gonzalez	Dec. 4, 2000 – Dec. 28, 2008
3.	83	Stephone Paige	Nov. 17, 1985 – Sept. 29, 1991

Kelce's 148 consecutive games with a reception is the second-longest active streak in the NFL. Kelce's achievement also ranks as the longest consecutive mark by an active TE in the National Football League.

#### NFL RECORD BOOK:

##### MOST CONSECUTIVE GAMES, PASS RECEPTION, ACTIVE STREAK

Rk.	Name	Team	Games	Date
1.	DeAndre Hopkins	HOU/ARI/TEN	151	Sept. 9, 2013 – Present
2.	Travis Kelce	KC	148	Sept. 7, 2014 – Present
3.	Stefon Diggs	MIN/BUF	125	Oct. 4, 2015 – Present
4.	Zach Ertz	PHI/ARI	122	Dec. 7, 2014 – Present

Kelce is in his 11th season and has 10,690 career receiving yards, becoming one of five tight ends in NFL history to eclipse 10,000 receiving yards after recording 71 yards last season against the Broncos (12/11/22). Reaching this mark in just 140 games, Kelce became the fastest tight end to accumulate 10,000 receiving yards. Kelce's 71 receiving yards in the win over the Broncos also earned him his seventh-consecutive 1,000-yard receiving season, the most consecutive 1,000-yard seasons in franchise history.

#### NFL RECORD BOOK

##### MOST RECEIVING YARDS, CAREER, TIGHT END (ALL 10,000+)

1.	15,127	Tony Gonzalez	1997-13
2.	13,046	Jason Witten	2003-20
3.	11,841	Antonio Gates	2003-18
4.	10,690	Travis Kelce	2013-23
5.	10,060	Shannon Sharpe	1990-03

### PROTECTION UP FRONT

Prior to the 2021 season, the Chiefs overhauled their offensive line, drafting C Creed Humphrey with the 63rd pick in the second round and picking up G Trey Smith with the 226th overall pick in the sixth round. The draft picks were paired with G Joe Thuney as a free agent. These additions have kept QB Patrick Mahomes protected. Throughout the 2022 season, the Chiefs front allowed only 26 sacks, the third-fewest across the league and the fewest in the AFC.

With the additions of free agent tackles Donovan Smith and Jawaan Taylor before the 2023 season, the offensive line has continued its success. Through Week 6 the Chiefs are tied for the second fewest sacks allowed in the NFL and the fewest in the AFC (six).

#### SACKS ALLOWED, 2022

Rk.	Team	Sacks	Yds.
1.	TB	22	-160
2.	DET	24	-163
3.	KC	26	-188
4.	DAL	27	-175
5.	JAX	28	-189

#### SACKS ALLOWED, 2023

Rk.	Team	Sacks	Yds.
1.	TB	5	-25
2t.	KC	6	-41
	MIA	6	-42
4.	BUF	9	-36
5t.	DET	10	-61
	GB	10	-83
	LAC	10	-87

### PUT IT ON THE BOARD

Since 2018, the Chiefs rank first in the NFL in points scored per game (29.7). The Chiefs averaged 29.2 points per game in the 2022 season, coming out on top across the league. Since Andy Reid was named Head Coach in 2013, the Chiefs have had at least four games each season where they've scored 30 or more points. In 2018, the club scored at least 30 points 12 times, which ranked first in franchise history. In the 2022 season alone, they Chiefs recorded eight games with at least 30 points.

#### 2018-23 NFL LEADERS - POINTS PER GAME

Rk.	Team	Points Per Game
1.	KC	29.7
2.	DAL	26.4
3.	TB	26.0
4t.	BAL	25.7
	SF	25.7

### SCRIMMAGE YARDS PER GAME LEADERS

Over the last six seasons, the Chiefs rank first in the NFL in scrimmage yards per game.

#### 2018-23 NFL LEADERS - SCRIMMAGE YARDS PER GAME

Rk.	Team	Scrimmage Yards Per Game
1.	KC	414.7
2.	TB	395.6
3.	DAL	392.9
4.	LAC	387.3
5.	SF	386.3

### MOVING THE CHAINS

Since 2018, the Chiefs rank first in the league with a total of 2,092 first downs.

#### 2018-23 NFL LEADERS - FIRST DOWNS

Rk.	Team	First Downs
1.	KC	2,092
2.	TB	1,936
3.	BAL	1,930
4.	DAL	1,929
5.	LAC	1,920

### THIRD DOWN MAGIC

Since 2018, the Chiefs have the highest third-down percentage in the NFL, converting 48.9% of their third-down attempts.

#### 2018-23 NFL LEADERS - THIRD DOWN PCT.

Rk.	Team	Third Down Pct.
1.	KC	48.9
2.	DAL	43.9
3.	BAL	43.8
4.	PHI	43.7
5.	LAC	43.2

### CHIEFS CAPTAINS

Last week vs. the Broncos the Chiefs captains were G Joe Thuney, DT Derrick Nnadi and RB Jerick McKinnon.

#### CHIEFS CAPTAINS - 2023

**Week 1:** QB Patrick Mahomes, LB Nick Bolton and K Harrison Butker.  
**Week 2:** T Jawaan Taylor, S Justin Reid and P Tommy Townsend.  
**Week 3:** TE Travis Kelce, DT Chris Jones and LS James Winchester.  
**Week 4:** RB Isiah Pacheco, CB L'Jarius Sneed and LB Jack Cochrane.  
**Week 5:** C Creed Humphrey, CB Trent McDuffie and WR Montrell Washington.  
**Week 6:** G Joe Thuney, DT Derrick Nnadi and RB Jerick McKinnon.

## CHIEFS DEFENSIVE NOTES

### CHIEFS TAKEAWAYS UNDER REID

Dating back to 2013 when Chiefs Head Coach Andy Reid arrived in Kansas City, the Chiefs defense is second in the NFL when it comes to forcing opponent turnovers, tallying 268 total takeaways.

Rk.	Team	Games	Takeaways
1.	BUF	167	274
2.	KC	168	268
3.	NE	168	265
4.	TB	167	263
5.	SEA	167	260

### HOUSE CALLS, PLEASE

The Chiefs have returned 24 of their 159 interceptions for touchdowns since 2013, the most in the NFL over that span.

Rk.	INT TDs	Team
1.	24	Kansas City Chiefs
2.	19	Tampa Bay Buccaneers
3t.	18	Arizona Cardinals
	18	Houston Texans
	18	Los Angeles Rams

Since Defensive Coordinator Steve Spagnuolo arrived in Kansas City in 2019, the Chiefs have returned seven of their 61 interceptions for a touchdown.

Rk.	INT TDs	Team
1.	12	New England Patriots
2.	8	San Francisco 49ers
3t.	7	Kansas City Chiefs
	7	Five other teams tied.

### KANSAS CITY THIEFS

The Chiefs rank third in the NFL with 159 interceptions since 2013, returning those interceptions for a league-best 2,625 yards and 24 TDs.

Rk.	INTs	Team
1.	178	Buffalo Bills
2	175	New England Patriots
3.	159	Kansas City Chiefs
4.	157	Cincinnati Bengals
5t.	151	Three teams tied.

### '23 CHIEFS PRO BOWL PLAYERS & '22 AWARDS

The NFL announced on Dec. 21, 2022 that seven members of the Chiefs were selected to participate in the 2023 NFL Pro Bowl.

**Orlando Brown (Tackle) - 4th Nomination**  
**Creed Humphrey (Center) - 1st Nomination**  
**Chris Jones (Defensive Tackle) - 4th Nomination**  
**Travis Kelce (Tight End) - 8th Nomination**  
**Patrick Mahomes (Quarterback) - 5th Nomination**  
**Joe Thuney (Guard) - 1st Nomination**  
**Tommy Townsend (Punter) - 1st Nomination**

#### 2022 IN-SEASON AWARDS

Week	Player	Award
1	QB Patrick Mahomes	AFC Offensive POTW
2	CB Jaylen Watson	AFC Defensive POTW
Sept.	P Tommy Townsend	AFC Special Teams POTM
4	QB Patrick Mahomes	AFC Offensive POTW
11	TE Travis Kelce	AFC Offensive POTW
Nov.	QB Patrick Mahomes	AFC Offensive POTM
15	P Tommy Townsend	AFC Special Teams POTW
Dec.	RB Jerick McKinnon	AFC Offensive POTM

### POINTS PER GAME ALLOWED

Dating back to 2013, Kansas City's defense ranks fourth in the NFL in allowing opposing teams to score just 20.4 points per game.

Rk.	Team	PPG
1.	New England Patriots	19.1
2.	Baltimore Ravens	19.9
3.	Seattle Seahawks	20.2
4.	Kansas City Chiefs	20.4
5.	Buffalo Bills	20.6

### OPPONENT PASSER RATING

Since 2013, the Chiefs are holding opposing teams to an 85.2 passer rating, placing the unit fourth in the NFL during that time span.

Rk.	Passer Rtg	Team
1.	79.3	Buffalo Bills
2.	82.5	New England Patriots
3.	84.4	Seattle Seahawks
4	85.2	Kansas City Chiefs
5.	85.5	Cincinnati Bengals

### OPPONENT COMPLETION PERCENTAGE

Since 2013, Kansas City's pass defense is allowing opposing quarterbacks to complete just 60.8 percent of passes, ranking first in the NFL.

Rk.	Comp. %	Team
1.	60.8	Kansas City Chiefs
2.	60.8	New England Patriots
3.	61.0	Buffalo Bills
4.	61.7	Pittsburgh Steelers
5.	61.9	Baltimore Ravens

### PASSES DEFENSED

Going back to 2013, the club is ranked second in the NFL for most passes defended with 835 passes defended.

Rk.	Team	PD
1.	Buffalo Bills	843
2.	Kansas City Chiefs	835
3t.	Cincinnati Bengals	817
3.	New York Giants	813
5.	Baltimore Ravens	803

### I GOT A NEED, A NEED FOR SNEED

Since entering the NFL in 2020, Chiefs CB L'Jarius Sneed ranks first among all cornerbacks in sacks and sack yards.

Rank	Player	Team	Sacks	Sack Yards
1.	L'Jarius Sneed	KC	6.5	71.0
2.	Marlon Humphrey	BAL	5.5	28.5
3.	Jourdan Lewis	DAL	4.5	13.5
4t.	Four players tied.		4.0	



## CHIEFS DEFENSIVE NOTES



### CHIEFS DEFENSE NO STRANGER TO END ZONE

Below is a look at Kansas City's defensive scores since Defensive Coordinator Steve Spagnuolo joined the Chiefs in 2019. The Chiefs are 4-0 when producing a fumble recovery touchdown. KC is 2-0 when recording a safety and 6-1 (.857) when obtaining an interception touchdown. One of these notable interception touchdowns was Jaylen Watson's 99-yard interception return last season.

#### Defensive Scores Under Defensive Coordinator Steve Spagnuolo

Date	Opponent	Defensive Score	Result
12/11/22	@ DEN	LB Willie Gay 47-yd INT return	W, 34-28
10/23/22	@ SF	DE Frank Clark safety (J. Garoppolo)	W, 44-23
9/15/22	LAC	CB Jaylen Watson 99-yd INT return	W, 27-24
1/8/22	@ DEN	LB Nick Bolton 86-yd fum. return	W, 28-24
12/12/21	LV	CB Mike Hughes 23-yd fum. return	W, 48-9
12/5/21	DEN	S Dan Sorensen 75-yd INT return	W, 22-9
9/19/21	@ BAL	S Tyrann Mathieu 34-yd INT return	L, 35-36
12/13/20	@ MIA	DT Chris Jones safety (T. Tagovailoa)	W, 33-27
10/25/20	@ DEN	S Dan Sorensen 50-yd INT return	W, 43-16
10/5/20	NE	S Tyrann Mathieu 25-yd INT return	W, 26-10
12/1/19	OAK	S Juan Thornhill 46-yd INT return	W, 40-9
10/17/19	@ DEN	LB Reggie Ragland 5-yd fum return	W, 30-6
9/29/19	@ DET	CB B. Breeland 100-yd fum. return	W, 34-30



### GREEDY CHIEFS

Through five games in 2023, the Kansas City Chiefs defense is tied for fifth in the NFL when it comes to points allowed by an opponent giving up only 88 total points, averaging just 14.7 points per game.

Rk.	Team	Pts. Allowed
1.	San Francisco 49ers	87 - 14.5 PPG
2.	<b>Kansas City Chiefs</b>	<b>88 - 14.7 PPG</b>
3.	Buffalo Bills	89 - 14.8 PPG
4.	Baltimore Ravens	91 - 15.2 PPG
5.	Cleveland Browns	77 - 15.4 PPG

### CHIEFS EXCEL WHEN SACKING THE QB

The Chiefs have placed an emphasis on putting pressure on opposing quarterbacks. Kansas City has recorded 6.0 or more team sacks 62 times in team history. In those 62 games, Kansas City has a 56-5-1 (.911) record and has outscored its opponents 1,824-766.

#### Record When Recording 6.0 or More Team Sacks

Date	Opponent	Sacks	Yds	Result
12/4/1960	Houston	7.0	54	W, 24-0
12/18/1960	Buffalo	6.0	37	W, 24-7
9/23/1962	@ Oakland	6.0	67	W, 26-16
12/8/1963	Denver	6.0	47	W, 52-21
12/14/1963	Boston	6.0	54	W, 35-3
11/8/1964	Oakland	7.0	65	W, 42-7
10/31/1965	Oakland	6.0	62	W, 14-7
10/8/1967	Miami	7.0	77	W, 41-0
9/28/1968	@ Miami	6.0	55	W, 48-3
11/10/1968	@ Cincinnati	6.0	35	W, 16-9
12/8/1968	@ San Diego	6.0	61	W, 40-3
12/14/1968	@ Denver	7.0	78	W, 30-7
10/26/1969	Cincinnati	6.0	23	W, 42-22
11/2/1969	@ Buffalo	9.0	93	W, 29-7
9/28/1970	@ Baltimore	7.0	73	W, 44-24
12/6/1970	Denver	6.0	45	W, 16-0
10/1/1972	@ Denver	8.0	63	W, 45-24
11/12/1973	Chicago	6.0	64	W, 19-7
12/2/1973	Cleveland	7.0	50	T, 20-20
9/23/1979	Oakland	7.0	55	W, 35-7
10/5/1980	@ Oakland	6.0	54	W, 31-17
11/13/1983	Cincinnati	7.0	49	W, 20-15
11/27/1983	@ Seattle	6.0	40	L, 48-51 (OT)
9/30/1984	Cleveland	11.0	78	W, 10-6
12/8/1985	Atlanta	7.0	53	W, 38-10
9/21/1986	Houston	7.0	42	W, 27-13
9/23/1990	@ Green Bay	6.0	35	W, 17-3
10/7/1990	@ Indianapolis	7.0	62	L, 19-23
11/11/1990	Seattle	9.0	70	L, 16-17
12/2/1990	@ New England	6.0	44	W, 37-7
10/7/1991	Buffalo	6.0	43	W, 33-6
11/17/1991	Denver	6.0	47	L, 20-24
10/11/1992	Philadelphia	6.0	39	W, 24-17
11/8/1992	San Diego	6.0	56	W, 16-14
12/27/1992	Denver	6.0	56	W, 42-20
10/3/1993	LA Raiders	6.0	46	W, 24-9
10/17/1994	@ Denver	6.0	30	W, 31-28
10/1/1995	@ Arizona	7.0	68	W, 24-3
9/15/1996	@ Seattle	7.0	18	W, 35-17
11/16/1997	Denver	6.0	38	W, 24-22
12/7/1997	Oakland	6.0	45	W, 30-0
12/14/1997	@ San Diego	7.0	34	W 29-7
9/6/1998	Oakland	10.0	58	W, 28-8
12/26/1998	@ Oakland	6.0	44	W, 31-24
9/17/2000	San Diego	6.0	31	W, 42-10
11/26/2000	@ San Diego	6.0	28	L, 16-17
12/10/2000	Carolina	6.0	18	W, 15-14
12/8/2002	St. Louis	7.0	49	W, 49-10
12/4/2011	Chicago	7.0	45	W, 10-3
9/8/2013	@ Jacksonville	6.0	50	W, 28-2
9/19/2013	@ Philadelphia	6.0	34	W, 26-16
10/13/2013	Oakland	9.0	63	W, 24-7
12/8/2013	@ Washington	6.0	31	W, 45-10
10/26/2014	St. Louis	7.0	44	W, 34-7
12/28/2014	San Diego	7.0	42	W, 19-7
11/1/2015	Detroit	6.0	32	W, 45-10
1/3/2016	Oakland	6.0	37	W, 23-17
10/30/2016	@ Indianapolis	6.0	38	W, 30-14
9/17/2017	Philadelphia	6.0	34	W, 27-20
10/17/2019	@ Denver	9.0	79	W, 30-6
12/11/2022	@ Denver	6.0	49	W, 34-28
1/7/2023	@ Las Vegas	6.0	39	W, 31-13

## SPECIAL TEAMS NOTES

### BUTKER'S BOOTS

K Harrison Butker's 147 points scored led all NFL players in 2019. He also broke his own franchise record for the most points scored by a kicker in a single season. Butker's 147 points rank second in club history for the most points scored by any player in a single season (Priest Holmes, 2003; 162), and his 820 points scored in his career rank third in club annals.

#### NFL LEADERS, POINTS SCORED (2019)

Rk.	Pts.	Player	Team
1.	147	Harrison Butker	KC
2.	144	Wil Lutz	NO
3.	141	Justin Tucker	BAL
4.	127	Zane Gonzalez	ARI
5.	124	Matt Gay	TB

#### CHIEFS MOST POINTS, SEASON

Rk.	Pts.	Player	Year
1.	162	Priest Holmes	2003
2.	147	Harrison Butker	2019
3.	144	Priest Holmes	2002
4.	142	Harrison Butker	2017
5.	139	Nick Lowery	1990
6.	137	Harrison Butker	2018

#### CHIEFS MOST POINTS, CAREER

Rk.	Pts.	Player	Year
1.	1,466	Nick Lowery	1983-93
2.	1,231	Jan Stenerud	1967-79
3.	820	Harrison Butker	2017-23
4.	517	Ryan Succup	2009-13
5.	500	Priest Holmes	2001-07

### BUTKER KEEPING PACE

K Harrison Butker owns 820 points in his first 96 career games, ranking him third in NFL history for most points by a kicker in their first 100 games. Through his first 90 games, Butker owned 763 points, which was the most in NFL history for a kicker's first 90 games.

#### NFL RECORD BOOK: POINTS SCORED, FIRST 100 GAMES

Rk.	Player	Points	Team
1.	Justin Tucker	850	BAL
2.	Stephen Gostkowski	834	NE
3.	Harrison Butker	820	KC (96 Games)
4t.	Mason Crosby	802	GB
	Will Lutz		NO

#### NFL RECORD BOOK: POINTS SCORED, FIRST 90 GAMES

Rk.	Player	Points	Team
1.	Harrison Butker	763	KC
2.	Justin Tucker	749	BAL
3.	Will Lutz	745	NO
4.	Stephen Gostkowski	734	NE
5.	Dan Bailey	723	DAL



### CONSISTENT COVERAGE WITH TOUB

Since his arrival in 2013, Chiefs Assistant Head Coach/Special Teams Coordinator Dave Toub has had tremendous success with his coverage units. With Toub's leadership, the Chiefs have allowed just a single PR/KR TD which ties for the fewest across the league.

#### FEWEST RETURN TDS ALLOWED SINCE 2013

Rk.	Team	PR/KR TDs
1t.	Kansas City	1
	Atlanta	1
	Dallas	1

Toub's two return TDs allowed since the 2010 season ranks first among all active Special Teams Coordinators who have led special teams units since the 2010 season. There are only nine STC's who have been at the helm since 2010 and only seven have allowed fewer than 10 return TDs. Toub ties for the fewest with two.

#### FEWEST RETURN TDS ALLOWED SINCE 2010 (ACTIVE STC)

Rk.	STC	Team	TDs
1t.	Dave Toub	KC/CHI	2
	Keith Armstrong	TB/ATL	2
3.	Rich Bisaccia	GB/LV/OAK/DAL/SD/TB	5
4.	John Fassel	DAL/LAR/STL/OAK	6
5.	Darren Rizzi	NO/MIA	8
6t.	Brian Schneider	SEA/SF	9
	Jeff Rodgers	AZ/CHI/DEN/CAR	

Since becoming a coordinator (2004), Toub has allowed the fewest return TDs in that time.

#### TOUB – RETURN TDS ALLOWED SINCE 2004 (FEWEST IN NFL)

Date	Type	Opponent
12/25/05	PR	Green Bay
9/30/07	KR	Detroit
9/19/10	PR	Dallas
9/29/20	KR	Baltimore

### QUALITY SPECIAL TEAMS PLAY

Over the past 11 seasons (2013-23) under Assistant Head Coach/Special Teams Coordinator Dave Toub, the Chiefs special teams units have performed consistently. In fact, over that span, the club is tied for third in the league in kick return average and tied for third in punt return average. Additionally, the Chiefs have a combined 14 return touchdowns, which ranks first in the NFL.

#### KICK RETURN AVERAGE (SINCE 2013)

Rk.	Team	KR	Yds.	Avg.	TDs
1.	Minnesota	363	9,011	24.8	8
2.	Indianapolis	353	8,715	24.7	2
3t.	Kansas City	387	9,507	24.6	6
	Baltimore	325	8,001	24.6	5
5.	Detroit	321	7,772	24.2	2

#### PUNT RETURN AVERAGE (SINCE 2013)

Rk.	Team	PR	Yds.	Avg.	TDs
1.	Baltimore	325	3,545	10.9	4
2.	Detroit	285	2,888	10.1	8
3t.	Kansas City	380	3,667	9.7	8
	New England	359	3,471	9.7	3
5.	Chicago	278	2,651	9.5	5

#### COMBINED RETURN TOUCHDOWNS (SINCE 2013)

Rk.	Team	PR TDs	KR TDs	Tot TDs
1.	Kansas City	8	6	14
2.	Minnesota	4	8	12
3.	Detroit	8	2	10
4t.	Baltimore	4	5	9
	Philadelphia	5	4	9

# CHIEFS IN THE POSTSEASON

## CHIEFS PLAYOFF APPEARANCES BY THE NUMBERS

World Championships .....	3 (1969, 2019, 2022)
AFL Championships .....	3 (1962, 1966, 1969)
AFC Championships .....	3 (2019, 2020, 2022)
AFL West Champs .....	3 (1962, 1966, 1968)
AFC West Champs.....	13 (1971, 1993, 1995, 1997, 2003, 2010, 2016, 2017, 2018, 2019, 2020, 2021, 2022)
Total Playoff Games .....	41
All-Time Playoff Record .....	20-21
Years in Playoffs .....	25
Most Consecutive Playoff Appearances .....	8 (2015-22)
Current Streak of Consecutive Appearances .....	8 (2015-22)



DATE	OPPONENT	GAME	RESULT
12/23/62	Houston	1962 AFL Championship	W, 20-17 (OT)
1/1/67	Buffalo	1966 AFL Championship	W, 31-7
1/15/67	Green Bay	Super Bowl I (Los Angeles)	L, 10-35
12/22/68	Oakland	1968 AFL Divisional	L, 6-41
12/20/69	N.Y. Jets	1969 AFL Divisional	W, 13-6
1/4/70	Oakland	1969 AFL Championship	W, 17-7
1/11/70	Minnesota	Super Bowl IV (New Orleans)	W, 23-7
<b>12/25/71</b>	<b>Miami</b>	<b>1971 AFC Divisional</b>	<b>L, 24-27 (2 OT)</b>
12/28/86	N.Y. Jets	1986 AFC Wild Card	L, 15-35
1/5/91	Miami	1990 AFC Wild Card	L, 16-17
<b>12/28/91</b>	<b>L.A. Raiders</b>	<b>1991 AFC Wild Card</b>	<b>W, 10-6</b>
1/5/92	Buffalo	1991 AFC Divisional	L, 14-37
1/2/93	San Diego	1992 AFC Wild Card	L, 0-17
<b>1/8/94</b>	<b>Pittsburgh</b>	<b>1993 AFC Wild Card</b>	<b>W, 27-24 (OT)</b>
1/16/94	Houston	1993 AFC Divisional	W, 28-20
1/23/94	Buffalo	1993 AFC Championship	L, 13-30
12/31/94	Miami	1994 AFC Wild Card	L, 17-27
<b>1/7/96</b>	<b>Indianapolis</b>	<b>1995 AFC Divisional</b>	<b>L, 7-10</b>
<b>1/4/98</b>	<b>Denver</b>	<b>1997 AFC Divisional</b>	<b>L, 10-14</b>
<b>1/11/04</b>	<b>Indianapolis</b>	<b>2003 AFC Divisional</b>	<b>L, 31-38</b>
1/6/07	Indianapolis	2006 AFC Wild Card	L, 8-23
1/9/11	Baltimore	2010 AFC Wild Card	L, 7-30
1/4/14	Indianapolis	2013 AFC Wild Card	L, 44-45
1/9/16	Houston	2015 AFC Wild Card	W, 30-0
1/16/16	New England	2015 AFC Divisional	L, 20-27
<b>1/15/17</b>	<b>Pittsburgh</b>	<b>2016 AFC Divisional</b>	<b>L, 16-18</b>
<b>1/6/18</b>	<b>Tennessee</b>	<b>2017 AFC Wild Card</b>	<b>L, 21-22</b>
<b>1/12/19</b>	<b>Indianapolis</b>	<b>2018 AFC Divisional</b>	<b>W, 31-13</b>
<b>1/20/19</b>	<b>New England</b>	<b>2018 AFC Championship</b>	<b>L, 31-37 (OT)</b>
<b>1/12/20</b>	<b>Houston</b>	<b>2019 AFC Divisional</b>	<b>W, 51-31</b>
<b>1/19/20</b>	<b>Tennessee</b>	<b>2019 AFC Championship</b>	<b>W, 35-24</b>
2/2/20	San Francisco	Super Bowl LIV (Miami)	W, 31-20
1/17/21	Cleveland	2020 AFC Divisional	W, 22-17
<b>1/24/21</b>	<b>Buffalo</b>	<b>2020 AFC Championship</b>	<b>W, 38-24</b>
2/7/21	Tampa Bay	Super Bowl LV (Tampa)	L, 9-31
1/16/22	Pittsburgh	2021 AFC Wild Card	W, 42-21
1/23/22	Buffalo	2021 AFC Divisional	W, 42-36 (OT)
1/30/22	Cincinnati	2021 AFC Championship	L, 24-27 (OT)
1/21/23	Jacksonville	2022 AFC Divisional	W, 27-20
1/29/23	Cincinnati	2022 AFC Championship	W, 23-20
2/12/23	Philadelphia	Super Bowl LVII (Arizona)	W, 38-35

- Bold Denotes Home Games

## RECORD VS. ALL PLAYOFF OPPONENTS

TEAM	RECORD	LAST MEETING	RESULT
Baltimore	0-1	'10 AFC Wild Card	L, 7-30
Buffalo	3-2	'21 AFC Divisional	W, 42-36 (OT)
Cincinnati	1-1	'22 AFC Championship	W, 23-20
Cleveland	1-0	'20 AFC Divisional	W, 22-17
Denver	0-1	'97 AFC Divisional	L, 10-14
Green Bay	0-1	Super Bowl I	L, 10-35
Oilers/Titans	3-1	'19 AFC Championship	W, 35-24
Houston Texans	2-0	'19 AFC Divisional	W, 51-31
Indianapolis	1-4	'18 AFC Divisional	W, 31-13
Jacksonville	1-0	'22 AFC Divisional	W, 27-20
Miami	0-3	'94 AFC First Round	L, 17-27
Minnesota	1-0	Super Bowl IV	W, 23-7
New England	0-2	'18 AFC Championship	L, 31-37 (OT)
N.Y. Jets	1-1	'86 AFC Wild Card	L, 15-35
Oak/LA Raiders	2-1	'91 AFC First Round	W, 10-6
Philadelphia	1-0	Super Bowl LVII	W, 38-35
Pittsburgh	2-1	'21 AFC Wild Card	W, 42-21
San Diego	0-1	'92 AFC First Round	L, 0-17
San Francisco	1-0	Super Bowl LIV	W, 31-20
Tampa Bay	0-1	Super Bowl LV	L, 9-31



## CHIEFS ALL-TIME YEAR-BY-YEAR RESULTS

YEAR	PRESEASON	REG. SEASON	PLAYOFFS
1960	6-0	8-6	0-0
1961	4-1	6-8	0-0
1962	2-3	11-3	1-0
1963	3-2	5-7-2	0-0
1964	4-1	7-7	0-0
1965	3-2	7-5-2	0-0
1966	4-0	11-2-1	1-1 (SB loss)
1967	4-1	9-5	0-0
1968	4-1	12-2	0-1
1969	6-0	11-3	3-0 (SB win)
1970	4-3	7-5-2	0-0
1971	4-1-1	10-3-1	0-1
1972	5-2	8-6	0-0
1973	2-4	7-5-2	0-0
1974	3-3	5-9	0-0
1975	3-3	5-9	0-0
1976	2-4	5-9	0-0
1977	3-3	2-12	0-0
1978	2-2	4-12	0-0
1979	3-1	7-9	0-0
1980	3-1	8-8	0-0
1981	1-3	9-7	0-0
1982	2-1-1	3-6	0-0
1983	2-2	6-10	0-0
1984	1-3	8-8	0-0
1985	3-1	6-10	0-0
1986	2-2	10-6	0-1
1987	4-1	4-11	0-0
1988	2-1-1	4-11-1	0-0
1989	1-3	8-7-1	0-0
1990	1-3	11-5	0-1
1991	2-2	10-6	1-1
1992	1-3	10-6	0-1
1993	3-1	11-5	2-1
1994	2-3	9-7	0-1
1995	3-1	13-3	0-1
1996	3-1	9-7	0-0
1997	1-3	13-3	0-1
1998	2-3	7-9	0-0
1999	2-2	9-7	0-0
2000	0-4	7-9	0-0
2001	2-2	6-10	0-0
2002	3-1	8-8	0-0
2003	3-2	13-3	0-1
2004	1-3	7-9	0-0
2005	0-4	10-6	0-0
2006	2-2	9-7	0-1
2007	0-4	4-12	0-0
2008	2-2	2-14	0-0
2009	0-4	4-12	0-0
2010	1-3	10-6	0-1
2011	0-4	7-9	0-0
2012	1-3	2-14	0-0
2013	2-2	11-5	0-1
2014	1-3	9-7	0-0
2015	4-0	11-5	1-1
2016	2-2	12-4	0-1
2017	2-2	10-6	0-1
2018	2-2	12-4	1-1
2019	1-3	12-4	3-0 (SB win)
2020	0-0	14-2	2-1 (SB loss)
2021	3-0	12-5	2-1
2022	2-1	14-3	3-0 (SB win)
2023	2-1	5-1	TBD

## OWNERSHIP OF 60+ YEARS

The Chiefs are one of only five current NFL franchises that have been owned by the same individual family for over 60 years.

Ownership	Franchise	Years
Halas Family	Chicago Bears	102
Bidwill Family	Arizona Cardinals	91
Rooney Family	Pittsburgh Steelers	90
<b>Hunt Family</b>	<b>Kansas City Chiefs</b>	<b>64</b>
Adams Family	Tennessee Titans	64



## THE FIRST LADY OF FOOTBALL

Norma Hunt played an integral part of the Chiefs in Kansas City. She owned the distinction of being the only woman known to have attended all 57 Super Bowls before her passing and was selected to preside over the coin toss at Super Bowl XLII along with Pro Football Hall of Fame quarterback Dan Marino. She was involved in numerous philanthropic and civic efforts in Kansas City and Texas. Her husband, Lamar Hunt, was the guiding force behind the formation of the Kansas City Chiefs and the American Football League and was inducted into the Pro Football Hall of Fame in 1972. He, with the help of his family, coined the term "Super Bowl."



## THIS IS OUR HOUSE - GEHA FIELD AT ARROWHEAD STADIUM



### CHIEFS FANS SET WORLD RECORD



On Monday, Sept. 29, 2014, Kansas City defeated the New England Patriots 41-14, and Chiefs fans set a Guinness World Record for Loudest Crowd Roar at a Sports Stadium (Outdoors). Chiefs fans reached a peak decibel reading of 142.2 as Guinness World Records adjudicator Philip Robertson monitored the sound levels. The mark was set early in the contest while the club was on defense. The Arrowhead Stadium record passed the old record of 137.5 decibels and broke Seattle's record of 137.6. The Chiefs still hold the record seven years later.



### TOP CROWDS AT ARROWHEAD

(Regular Season and Playoffs)

Date	Opponent	Attendance
Oct. 2, 2000	Seattle	82,893*
Nov. 5, 1972	Oakland	82,094
Sept. 11, 1994	San Francisco	79,907
Sept. 17, 1972	Miami	79,829
Nov. 23, 2006	Denver	79,484
Sept. 22, 1996	Denver	79,439
Oct. 26, 1998	Pittsburgh	79,431
Oct. 9, 1995	San Diego	79,288
Sept. 8, 1996	Oakland	79,281
Nov. 10, 1996	Green Bay	79,281
Oct. 7, 1996	Pittsburgh	79,189
Jan. 11, 2004	Indianapolis	79,159

### THE ARROWHEAD ADVANTAGE

"The fans, they're phenomenal. 142.2 decibels, I never thought I would be fired up (for) decibel levels but I'm fired up for them. My ears are still ringing, I mean it was loud, loud down there. Like incredibly loud."

- Chiefs Head Coach Andy Reid

"One hundred percent. Whenever you can go out in pregame warmups and feed on the energy because the fans are there packing the stadium that early, it truly is special. We feed off that the entire game. There's not an empty seat in the stands and I know there won't be an empty seat in Arrowhead this week. I'm excited just to be in front of that crowd playing this AFC Championship."

- Chiefs QB Patrick Mahomes

"A legendary environment like that at Arrowhead Stadium is something else. We're excited about it, we respect it, we realize that the environment is an issue and an element of play and it's something that we need to be prepared for and ultimately combat."

- Steelers Head Coach Mike Tomlin

"I thought the fans were excellent. Nobody left and everybody stayed, and they were loud and that definitely helped. Like I mentioned, they were able to get a punter to bobble the ball. That's an attribute to them and the energy they were delivering there, but we appreciate every bit of that, and like I mentioned last night, my hat goes off to them. They're the best in the NFL. It's great to be a part of."

- Head Coach Andy Reid

"Yeah, listen, it was loud down there—very, very loud. You guys were there, so you know. It was that kind of atmosphere. I think you watched all the college games and you felt that. Arrowhead is loud anyways—how you load this thing up and you say you can't come here for a year you know, and you just open the gates."

- Head Coach Andy Reid

"Yeah I think it's kind of what I said it's the belief we have in each other. We believe as an offense that the defense is going to get a stop when it comes to it and the defense believes that we're going to go down there and find a way to score. So, I think that belief in each other and going out there and battling is good for our football team. What I think made it feel like a playoff game was our crowd. I mean it was insane, probably one of the best crowds I've seen since I've been here. I think that was a momentum swing in the game that kind of got in our favor."

- QB Patrick Mahomes





## THE ORIGIN OF SUPER BOWL & SUPER BOWL IV

Lamar Hunt left an indelible mark on professional football. While Hunt made many lasting contributions to the game, part of his legacy will be his “accidental” naming of pro football’s most important contest, the Super Bowl. As the story has been told and retold over the years, some of the facts have gotten lost along the way. Here are some of the most important elements of the tale in how the Super Bowl got its name...



- After the AFL-NFL merger was announced in June of 1966, Commissioner Pete Rozelle appointed a committee consisting of himself, Lamar Hunt (Kansas City), Tex Schramm (Dallas) and two other owners from each league (AFL & NFL) to firm up the details of the merger agreement.
- At one of those initial merger meetings, there was a discussion about the date of the game. As the committee discussed the championship game (which ultimately became referenced as the Super Bowl), there was some confusion on whether the parties were discussing the respective AFL and NFL title games or the game between the two leagues. It was then that Hunt first recalled saying, “You know, the last game, the final game . . . the Super Bowl.”
- The “inspiration” for Hunt’s whimsical suggestion was the high-bouncing “Super Ball” produced by the Wham-O company. Lamar’s wife, Norma, had previously purchased one for each of the Hunt children (Lamar Jr., Clark and Sharron) and the toy had become somewhat of a craze in the Hunt household and many other homes across the country.
- Hunt was later quoted as saying, “Nobody ever said let’s make that the name of the game. Far from it, we all agreed it was far too corny to be the name of the new title game.”
- In a letter from Hunt to Rozelle on July 25, 1966, Hunt urged the commissioner to “coin a phrase” for the title game between the two leagues. In the letter, Hunt said, “I have kiddingly called it the Super Bowl, which can obviously be improved upon.”
- Rozelle agreed with Hunt’s suggestion since he had a particular disdain for the term “super.” According to longtime NFL executive Don Weiss, Rozelle was a former PR man who had a keen appreciation of grammar. In Rozelle’s book, “super” was the equivalent of “gee whiz” or “neat.” He believed that the term “Super Bowl” had no sophistication whatsoever.
- Rozelle was initially inclined to call the game the “Pro Bowl,” but that moniker was already assigned to the NFL’s annual all-star contest.
- In the years leading up to the merger, many members of the media had billed a possible championship match-up between the two rival leagues as a “World Series of Football,” but Rozelle clearly did not want to have his game associated with baseball.
- After much consternation and debate, Rozelle eventually dubbed the title contest between the two leagues as “The AFL-NFL World Championship Game.” However, Hunt’s whimsical, off-the-cuff comment had taken root. In the weeks leading up to the game, headline writers had already adapted Hunt’s two-word title over the much more verbose official moniker for the game. The TV networks billed the game as “Super Sunday” and even NFL Films tagged their film reels as being designated for the “Super Bowl.”
- After the first two “AFL-NFL World Championship Games,” the term “Super Bowl” was officially adopted by Commissioner Rozelle and the NFL. The first game to officially be designated as the Super Bowl at the time it was played was Super Bowl III between the AFL’s Jets and the NFL’s Colts. The first two championship games were retroactively named Super Bowls I & II.

### CHIEFS HOFERS FROM SB IV

Prior to Super Bowl LIV, it had been 50 years since the Kansas City Chiefs played in a Super Bowl (IV). That game served as the final AFL-NFL World Championship Game in the history of professional football. The spectacle at Tulane Stadium in New Orleans, La., helped pave the way for the eventual AFL-NFL merger later that year (1970).

In all, 17 members from both the Chiefs and the Vikings that took part in Super Bowl IV were later inducted into the Pro Football Hall of Fame in Canton, Ohio, including both head coaches, Hank Stram and Bud Grant, as well as Chiefs Founder Lamar Hunt and Vikings General Manager Jim Finks. For the Chiefs, 10 members of the Super Bowl IV Championship were later enshrined into the hallowed halls in Canton.

- LB/DE Bobby Bell
- DT Buck Buchanan
- DT Curley Culp
- QB Len Dawson
- LB Willie Lanier
- S Johnny Robinson
- K Jan Stenerud
- CB Emmitt Thomas
- Head Coach Hank Stram
- Chiefs Founder Lamar Hunt



### NORMA HUNT FELLOWSHIP PROGRAM

The Kansas City Chiefs were proud to introduce the Norma Hunt Training Camp Fellowship Program that began in 2021. Named after the matriarch of the team and the only known woman to attend all 57 Super Bowls, the fellowship opportunity is part of the Chiefs commitment to diversity and inclusion.

The positions actively expand NFL front office career opportunities for women by annually hiring female candidates into the club’s personnel department.

The Norma Hunt Training Camp Fellowship Program includes exposure in pro and college scouting, free agent tryouts, salary cap and contracts, team operations, player engagement and other departments within football operations.





**SUPER BOWL IV**  
Chiefs 23, Vikings 7



January 11, 1970 • Tulane Stadium • 80,562

MINNESOTA	.....	0	0	7	0	—	7
KANSAS CITY	.....	3	13	7	0	—	23


- CHIEFS — Stenerud, 48-yard FG.
- CHIEFS — Stenerud, 32-yard FG.
- CHIEFS — Stenerud, 25-yard FG.
- CHIEFS — Garrett, 5-yard run (Stenerud kick).
- VIKINGS — Osborn, 4-yard run (Cox kick).
- CHIEFS — Taylor, 46-yard pass from Dawson (Stenerud kick).

TEAM STATISTICS	VIKINGS	CHIEFS
First Downs	13	18
Total Net Yards	239	273
Rushes/Net Yards	19/67	41/151
Net Passing	172	122
Pass Attempts/Completions	28/17	17/12
Had Intercepted	3	1
Sacked/Yards Lost	3/27	3/20
Punts/Average	3/37.0	4/48.5
Penalties/Yards	6/67	4/47
Fumbles/Lost	3/2	0/0

Kansas City's finest sports hour concluded at 5:20 in the afternoon of Sunday, January 11, 1970, when the Chiefs defeated the Minnesota Vikings, 23-7, for the World Championship of pro football.

The Chiefs, who finished 11-3 on the season and defeated the N.Y. Jets and Oakland Raiders in the playoffs, closed out their first decade as the winningest team in the American Football League, which, with Super Bowl IV, came to an end. Beginning in '70, the two leagues merged, with the AFL becoming the American Football Conference of the NFL.

Minnesota, a prohibitive favorite, was 12-2 during the regular season and at one point had won 12 games in succession behind a fearsome defense that had allowed an average of just 9.5 points per game. But behind QB Len Dawson — who would earn the game's Most Valuable Player Award — the Chiefs would amass more than enough offense to carry the day.



**SUPER BOWL LIV**  
Chiefs 31, 49ers 20



February 2, 2020 • Hard Rock Stadium • 62,417

SAN FRANCISCO	.....	3	7	10	0	—	20
KANSAS CITY	.....	7	3	0	21	—	31


- 49ERS — Gould, 38-yard field goal (10-62, 5:58).
- CHIEFS — Mahomes, 1-yard run (Butker kick) (15-75, 7:26).
- CHIEFS — Butker, 31-yard field goal (9-43, 4:36).
- 49ERS — Juszczyk, 15-yard pass from Garoppolo (Gould kick) (7-80, 4:27).
- 49ERS — Gould, 42-yard field goal (9-60, 5:31).
- 49ERS — Mostert, 1-yard run (Gould kick) (6-55, 2:48).
- CHIEFS — Kelce, 1-yard pass from Mahomes (Butker kick) (10-83, 2:40).
- CHIEFS — Dam. Williams, 5-yard pass from Mahomes (Butker kick) (7-65, 2:26).
- CHIEFS — Dam. Williams, 38-yard run (Butker kick) (2-42, 0:13).

TEAM STATISTICS	49ERS	CHIEFS
First Downs	21	26
Total Net Yards	351	397
Rushes/Net Yards	22/141	29/129
Net Passing	210	268
Pass Attempts/Completions	31/20	42/26
Had Intercepted	2	2
Times Sacked/Yards	1/9	4/18
Punts/Average	2/43.0	2/50.0
Penalties/Yards	5/45	4/24
Fumbles/Lost	1/0	3/0
Possession Time	26:47	33:13

The Kansas City Chiefs squared off against the NFC Champion San Francisco 49ers in Super Bowl LIV at Hard Rock Stadium, the home of the Miami Dolphins, in Miami Gardens, Florida, on Sunday, February 2, 2020. It marked the club's third Super Bowl appearance (I, IV and LIV), but the first appearance for the club since winning Super Bowl IV against the Minnesota Vikings following the 1969 season.

The 10-point fourth-quarter comeback tied for the second-largest comeback in Super Bowl history and the Chiefs became the first team to record three comebacks of at least 10 points in a single postseason in NFL history.

QB Patrick Mahomes was awarded the Pete Rozelle Trophy as MVP of the game. At 24 years and 138 days old, Mahomes became the youngest QB and the third-youngest player (Marcus Allen and Lynn Swann) to win the Super Bowl MVP award.



## GEHA FIELD AT ARROWHEAD STADIUM



### THE STADIUM SINCE 2000, AT A GLANCE

The stadium opened its doors for the first time on Aug. 12, 1972 as the Chiefs hosted the St. Louis Cardinals in front of 78,190 fans for a preseason game. Since that initial contest, much has changed at the iconic venue through multiple renovation projects and upgrades to the facility. While many modernizations have taken place, the spirit of the stadium remains the same as it was for that first preseason football game in 1972.

**2006:** On April 4, 2006, Jackson County, Mo., taxpayers approved a 3/8 cent sales tax that was expected to raise \$425 million for improvements to the Sports Complex, including \$212.5 million for Arrowhead. The State of Missouri also contributed \$37.5 million. In addition, the Hunt family contributed \$125 million to the project.

**2010:** Upgrades were officially done prior to the start of the 2010 season and included Founder's Plaza, the Ford Fan Zone, the Chiefs Sports Lab, the Chiefs Hall of Honor, the Founder's Club, the CommunityAmerica Club Level and a new team store. Other improvements included an upgraded sound and scoreboard system, a 360-degree video ribbon board and concourses that were doubled in size.

**2013:** The club introduced a stadium-wide Wi-Fi network, installing 600 high-density wireless access points as part of a seven-figure investment to create a more fully integrated mobile experience for Chiefs fans. Stadium Wi-Fi changed the way fans consumed Chiefs content in-stadium and also changed the way fans interact with the team and each other. The Wi-Fi network received additional upgrades in 2017 and 2018.

**2016:** In the spring of 2016, the club finished a three-year, multi-million dollar heating system installation under the playing surface of the stadium. The project included a new boiler room on the stadium's service level, as well as thousands of feet of pipe snaking sideline-to-sideline underneath the natural grass surface. The system allows the club to maintain consistent soil temperatures during the cold winter months late in the football season and allows the club to maximize grass growing based on the time of year as well.

**2019:** Prior to the 2019 season, the Chiefs committed more than \$10 million in upgrades to the stadium, including concrete repairs and new waterproofing measures in the stadium's upper level. In addition, the club replaced nearly all seats in the upper deck. The club also upgraded the technology in the west scoreboard to state-of-the-art LED technology that offers an enhanced screen image for fans in-stadium. The team introduced the GEHA Drum Deck, moving the club's pregame drum tradition from field-level to a more prominent location in the upper deck in the west endzone.

**2020:** In the week following Kansas City's AFC Championship victory on Jan. 19, 2020, the club announced multiple offseason projects for the 2020 season, including new seats in the lower bowl, a technology upgrade to the east end zone scoreboard, enclosing multiple open-air field box suites, and an expanded Team Store.

**2021:** The club finished the third phase of the three-year seat replacement project by installing all new seats on the CommunityAmerica Club Level. The team also completed a massive renovation to the home locker room complex inside the stadium, including not only the Chiefs locker room, but the equipment room, athletic training room and the coaches' locker rooms. After a decade as the preeminent space dedicated to Chiefs and AFL history, the Chiefs Hall of Honor on the lower level concourse of the stadium received a substantial upgrade, providing a more upscale, fully enclosed, temperature-controlled museum experience while creating a new special events space.

While other venues of a similar vintage have long since been termed obsolete, thanks to the foresight and vision of the leadership of Jackson County, the Hunt family, the Chiefs and the taxpayers who made it a reality, GEHA Field at Arrowhead Stadium remains one of the most iconic stadiums in the NFL. The investments and improvements over time ensure it is not only one of the nation's top venues for fans to experience the excitement of the NFL, but is also a year-round entertainment destination serving the entire Midwest region.

On March 4, 2021, the Kansas City Chiefs and GEHA (Government Employees Health Association, Inc., pronounced G.E.H.A.) jointly announced a historic naming rights agreement that made the nonprofit medical and dental plan provider the first - and exclusive - naming rights partner for Arrowhead Stadium. Beginning with the 2021 season, the home of the Chiefs became GEHA Field at Arrowhead Stadium.

The announcement expanded on an already robust partnership between GEHA and the Chiefs, which had grown significantly since the relationship was first announced in July 2019, when GEHA became the club's Exclusive Health, Dental and Vision Plan Partner. The agreement also highlighted the commitment of both GEHA and the Chiefs to ensuring Arrowhead Stadium remained part of the identity of the stadium.

"We are extremely proud and excited to announce our naming rights agreement with GEHA. When we set out to find a partner for the field at Arrowhead, it was critical to identify a national leader that shares our core values, as well as a deep connection to the local community and respect for Chiefs Kingdom," Chiefs President Mark Donovan said at the time of the announcement. "Our relationship with GEHA over the last few years has only served to reinforce the alignment between our two organizations and proven their strong, long-standing relationship with the local community. This expanded partnership will continue to build lasting health and wellness programs that support the team, GEHA and our community."

GEHA is a national leader in providing medical and dental plans to more than 2 million federal employees, retired military and their families worldwide. Both GEHA and the Chiefs are deeply committed to promoting their missions of driving and supporting health and wellness and this naming rights agreement provides a highly visible platform to support GEHA's efforts to empower its members to be healthy and well.

Throughout the 2021 offseason, team and stadium staff worked with GEHA and Kansas City-based architecture and design firm Populous on the development of a signage package and plan that ensured that both temporary and long-term GEHA Field at Arrowhead Stadium branding and logo assets were in place by the kickoff of the 2021 Chiefs season - the 50th season for the Chiefs in the iconic stadium.

*"We were looking for the right partner. We were looking for someone who has a base and an impact in this community. We found a company in GEHA who not only had been here longer than us, but were bigger than anyone knew, and no one knew about them. And then they have a story that is so Kansas City. To be about to partner with that company, to use our assets to build their brand, you don't really find that very often."*

*-Chiefs President Mark Donovan*

## ARROWHEAD EVENTS HAS BANNER SEASON



Arrowhead Events, the special events arm of the Kansas City Chiefs organization, has seen exponential growth over the past decade. The business recorded its largest and most successful year in 2023, scheduling six shows across five major concert tours from three different promoters.

Focusing on delivering diverse styles, genders and ages in the venue's acts, the stadium has played host to Luke Combs, two nights of Taylor Swift | The Eras tour, which drew more than 135,000 guests across the shows on back-to-back nights, and Ed Sheeran. The GEHA Field at Arrowhead Stadium stage will also play host to Billy Joel and Stevie Nicks in August and Beyoncé in October.

Arrowhead Events also welcomed Monster Jam to GEHA Field at Arrowhead Stadium for a fourth year and hosted the third-annual Q BBQ Fest - Kansas City on the playing surface at the stadium.



## CHIEFS AND MAHOMES EARN ESPYS

The Kansas City Chiefs were recognized with three awards at the annual ESPYS on the evening of Wednesday, July 12, as the defending Super Bowl champions continued what has been an offseason to remember.

The Chiefs earned the nod for "Best Team" while quarterback Patrick Mahomes was recognized with ESPYS in both categories he was nominated in, "Best Athlete, Men's Sports" and "Best NFL Player."

Kansas City won "Best Team" honors over the Denver Nuggets (NBA), the Georgia Bulldogs (college football), the Las Vegas Aces (WNBA), the LSU Tigers (women's college basketball), the Oklahoma Sooners (college softball) and the Vegas Golden Knights (NHL).

Mahomes, meanwhile, continued his sweep of the 2022-23 awards circuit by beating out Nikola Jokic (Denver Nuggets, NBA), Aaron Judge (New York Yankees, MLB) and Lionel Messi (Argentina, soccer) for "Best Athlete, Men's Sports" recognition. The reigning NFL and Super Bowl MVP also bested defensive end Nick Bosa (San Francisco), quarterback Jalen Hurts (Philadelphia) and wide receiver Justin Jefferson (Minnesota) to win the "Best NFL Player" award.

The ESPYS – which stands for "Excellence in Sports Performance Yearly" – have recognized the top athletes and individuals in the world of sports since 1993. This marked the first time that Kansas City earned "Best Team" honors, which is one of the event's most prestigious awards.



## CHIEFS RECOGNIZE ALUMNI PLAYERS AT CAMP

Twenty-two former Chiefs players representing multiple eras of Chiefs football attended Chiefs Training Camp presented by Mosaic Life Care on Monday, July 31 for the club's annual Alumni Day.

The alumni watched practice from a tailgate suite overlooking the action on the fields before heading onto the field at the end of practice, where they were introduced by Head Coach Andy Reid and helped break down the post-practice huddle along current Chiefs players.

"This organization has always been like a family to me," said Chiefs Hall of Fame DB Deron Cherry. "That's the way Lamar was. He always respected the players and wanted to make sure that there was a continuation with the legacy of the former players who were here and paved the way. The Hunt family has kept that tradition alive. We're still a family, and the older players – the guys who used to be here – are part of that. It's really special."

Pictured below is former C Jack Rudnay along with current centers Creed Humphrey (52) and Austin Reiter (61).



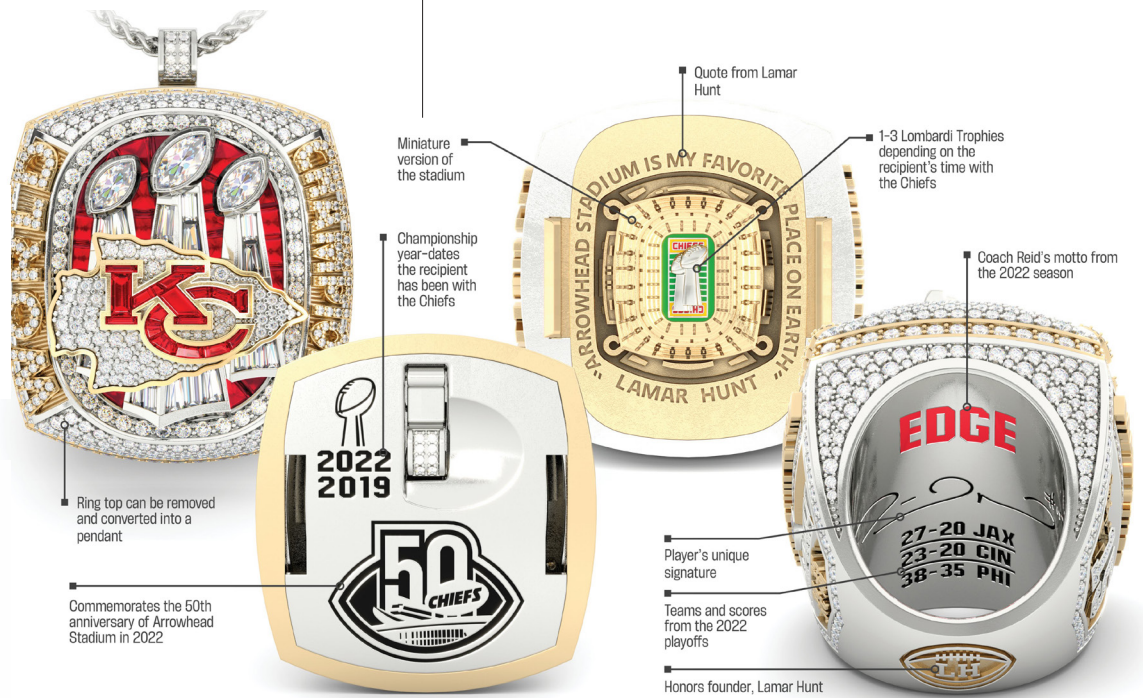

## CHIEFS KINGDOM'S CROWN JEWEL

For the third time in franchise history, and the second time in four years, the Kansas City Chiefs commissioned Jostens to commemorate a world championship season with a Super Bowl ring.

The club's Super Bowl LVII ring is rich in its storytelling and contains countless artful details that hold significance and symbolism for the Hunt family, the Chiefs organization, as well as the team's players, coaches and staff.

"Winning a Super Bowl is the crowning achievement for an NFL club, and the championship ring is the ultimate symbol of the hard work, dedication and sacrifice that it takes from everyone in the organization to reach this pinnacle," Chiefs President Mark Donovan said at the time the ring was unveiled. "Our organization has trusted Jostens to create all three of our franchise's Super Bowl rings, dating back to our first win in Super Bowl IV, as well as our recent win in Super Bowl LIV. From ownership to the players who were consulted in the design process for this year's Super Bowl LVII ring, we are thrilled with how Jostens brought this meaningful design to life, and we are extremely proud of what this ring represents for every player, coach, and staff member, as well as all of Chiefs Kingdom."

In addition to the unique details, the 16-plus carat ring is crafted in brilliant 10-karat white and yellow gold and contains more than 600 diamonds, 35 custom-cut genuine rubies.



All ring images courtesy of Jostens.

## CHIEFS TAKE ADVANTAGE OF SUPER BOWL LVII CELEBRATIONS

Following the club's victory in Super Bowl LVII in Arizona, the team returned to Kansas City and scheduled the second championship parade of the past four years and invited all of Chiefs Kingdom to join downtown to celebrate.


Like the parade following the team's Super Bowl LIV victory, buses left the riverfront and entered the parade route at 6th St. and Grand in downtown Kansas City. Buses with players, coaches and staff took Grand to Pershing Road before stopping at Union Station for the rally.



On June 5, 2023, the Chiefs were welcomed to the "People's House" by President Joe Biden. Following lunch and a tour of the State Floor of the White House, the team was welcomed onto the South Lawn for a special recognition and remarks by the President, as well as comments from Head Coach Andy Reid and President Mark Donovan. QB Patrick Mahomes and TE Travis Kelce presented Biden, the country's 46th President, with a custom 46 jersey during the ceremony.



On Thursday, June 15, evening that the team wrapped up mandatory minicamp for the 2023 offseason program, everyone from the Chiefs organization - including players, coaches and staff - gathered at Union Station for the club's Super Bowl LVII Ring Ceremony hosted by Clark and Tavia Hunt and the Hunt Family.



Guests were met with a red carpet welcome outside the historic Kansas City landmark, before moving inside for the private reception and event. A dinner was followed by the ring unboxing, as well as performances by Metro Boomin, Flo Rida and Loud Luxury.



## CHIEFS EXPORTING KANSAS CITY AND CHIEFS KINGDOM TO FRANKFURT FOR 2023 NFL GAME

On Thursday, the Kansas City Chiefs announced initial plans for the club's activations in Frankfurt for the 2023 NFL Germany Game vs. the Miami Dolphins on Sunday, November 5. Playing the franchise's first regular season game in Germany, as well as the NFL's first game in Frankfurt, the team will offer all fans a snapshot into the unique experiences of being a Chiefs fan during the multi-day celebration leading up to – and during – the game.

"With just one month to go before we play the Dolphins in Frankfurt, the excitement inside our building and throughout the fanbase couldn't be higher," Chiefs President Mark Donovan said. "We believe the fans of Chiefs Kingdom are the best in the world. Their commitment to our team is relentless, and their sense of community is unmatched. We have the opportunity to share these values with the people of Frankfurt, throughout the DACH region and on the international stage next month. We look forward to welcoming all fans to experience the history and traditions of the club while sharing in the excitement, passion and joy that exists within Chiefs Kingdom."

To anchor the Chiefs appearance in Frankfurt, the club is docking a custom-wrapped, Chiefs-themed boat on the banks of the Main River in central Frankfurt, just 250 meters from the famous Eiserner Steg (Iron Footbridge). Dubbed the "ChampionShip," in honor of the club's three Super Bowl titles, the boat will serve as the central hub of activity and entertainment throughout the club's stay in Germany.



Open to the public Friday, November 3 and Saturday, November 4, the boat will also host private VIP events and a Season Ticket Member rally throughout the weekend, concluding with a Chiefs vs. Dolphins watch party on gameday. Fans can purchase their tickets to tour the ChampionShip during open-to-public hours and for the watch party by visiting [www.chiefs.com/GermanyGame/](http://www.chiefs.com/GermanyGame/) beginning at 7 a.m. CST on Tuesday, October 17.

The fan journey inside the ChampionShip will include multiple curated experiences designed to give all fans – no matter where they're from – the feeling of being a part of the Chiefs:

- Their Draft Moment: Hold up a Chiefs jersey for their photo.
- The Catch: Have their photo taken hauling in a jump-ball pass.
- Locker Room Ready: Check out replica lockers designed like those found at GEHA Field at Arrowhead Stadium and put on shoulder pads and helmets like they're getting ready for the game.
- Postgame Press Conference: Step up to the podium in front of a branded backdrop, just like they're taking questions from the media.
- Celebrate with the Lombardi: Just like the Chiefs did following the 2022 season, fans can get their photo taken with the club's Super Bowl LVII Lombardi Trophy, which is making the trip from Kansas City to Frankfurt for the game.
- The Skyline: Conclude the experience with a photo opportunity from the boat's rooftop featuring the Frankfurt skyline.

The Chiefs are also bringing artifacts and memorabilia to Frankfurt, setting up a mini-Chiefs Hall of Honor display inside the ChampionShip for guests to learn about the compelling stories, rich history and global reach of Chiefs

Kingdom. Exhibits will include the history of the Super Bowl and the team's three Super Bowl titles, complete with two of the club's championship rings and the club's Super Bowl LVII Lombardi Trophy on display; Chiefs international game highlights; and a size comparison showing off the stature of professional American football players.



There will also be several sponsor activations featuring the club's German partners taking place on the boat throughout the days it is open to the public, providing additional engagement opportunities and fun for fans. The Chiefs Kingdom experience doesn't take place only on the boat as the club will have free activations on the dock near Eiserner Steg, including multiple merchandise shops, food trucks and more. Through a partnership with Aramark Sports and Entertainment, the merchandise shops will be stocked with traditional Chiefs gear, as well as specially designed, limited-edition Germany-inspired team merchandise that will be available for purchase in-person only.

Chiefs Hall of Fame RB Christian Okoye, and 2023 Chiefs Hall of Fame inductee WR Dante Hall are joining the Chiefs in Frankfurt to participate in fan-facing activations and share more about the history of the Chiefs and American football. Okoye was a member of the 1990 Chiefs roster that played the Los Angeles Rams in the American Bowl in Berlin on August 11, 1990. Hall played for NFL Europe's Scottish Claymores in the spring of 2001, leading the league with 26 kickoff returns for 635 yards, while adding 15 punt returns for 177 yards and finishing second in the league in combined net yards with 1,286.

During the trip, Chiefs Cheerleaders, KC Wolf and Chiefs Legends will make a community visit to RTL Kinderhaus (Children's House) and will work with the USO Kaiserslautern to visit military members and their families. Additional details around those visits, as well as details around NFL Frankfurt City Center activations will be released at a later date.

The Chiefs were originally awarded International Home Marketing Area (IHMA) rights for Germany in December 2021 as part of the NFL's Global Markets Program. In April 2023, the NFL awarded expanded International Home Marketing Area rights for Austria and Switzerland to the Chiefs.

The Chiefs and the Hunt family have been involved in numerous international initiatives over the past three decades, investing in growing the game and its fanbase globally and helping showcase the best of the sport on the international stage. In addition to regular season international contests in London (2015) and Mexico City (2019), the club has participated in four American Bowl preseason games – Berlin, West Germany (1990), Tokyo, Japan (1994 and 1998) and Monterrey, Mexico (1996).

Chairman and CEO Clark Hunt has long been a leader on the league's international efforts. Hunt sits on the NFL's International Committee and served as the committee's chairman from 2011-18. During his time as Chairman, Hunt was a strong advocate for expanding the league's international efforts and the NFL's footprint overseas. The league has now hosted 39 regular season games across the United Kingdom, Mexico and Germany, with every NFL team playing at least once internationally since 2011.

## JAMAAL CHARLES NOMINATED FOR PFHOF IN FIRST YEAR OF ELIGIBILITY, JOINS OTHER CHIEFS NOMINEES

The Pro Football Hall of Fame recently announced 173 modern-era nominees for the Pro Football Hall of Fame Class of 2024.

Among the list of 173, nine players nominated are in their first year of eligibility, including former Chiefs All Pro and Pro Bowl running back Jamaal Charles.

Charles was selected in the third round (73rd overall) of the 2008 NFL Draft by the Chiefs, entering the league in a backup role. Midway through the 2009 season, Charles had taken control of the starting role and began cementing his legendary Kansas City career.

Over his first five seasons with the Chiefs, Jamaal Charles amassed 5,818 yards from scrimmage and caught 152 receptions under three different head coaches. However, it was the hiring of Head Coach Andy Reid in 2013 that marked a turning point in Jamaal's career in Kansas City. Under Reid's guidance, Charles' performance soared. In his first year under Reid, Charles led the NFL in touchdowns in 2013 with 19 and earned First-Team All-Pro honors for his work. In just 38 games with Reid as coach, he gathered 3,899 yards from scrimmage and tallied 133 receptions.

A closer look at Jamaal Charles' career statistics reveals his remarkable impact on the game. Throughout 119 games played, he carried the ball 1,407 times, accumulating a total of 7,563 rushing yards and scoring 44 touchdowns. His astonishing average of 5.4 yards per carry is a testament to his explosive speed and agility, a rare combination in the world of professional football.



Charles was not only a force on the ground but also a reliable receiver out of the backfield. He hauled in 310 receptions for 2,593 yards and scored 20 touchdowns as a pass-catcher. This dual-threat capability made him a nightmare for opposing defenses, as he could impact the game in multiple ways.



One of the crowning achievements of Jamaal Charles' career was becoming the all-time rushing leader for the Kansas City Chiefs. With a staggering 7,260 rushing yards accumulated during his tenure with the team, Charles etched his name in the franchise's history books. His ability to consistently move the chains and find the end zone made him a fan favorite in Kansas City.

"Hall of Fame player," said Head Coach Andy Reid when asked about Charles. "He was tremendous. He could do everything – literally everything. He could have played wide receiver, and he did play running back. You give him the ball, you guarantee whatever his average was – one of the highest, if not the highest, in league history. He was a great player. I wish I had him when he was even younger than when I got him."

Other former Chiefs who are nominees for the PFHOF Class of 2024 include: RB Priest Holmes, RB Thomas Jones, FB Tony Richardson, WR Dante Hall, G Dave Szott, G Brian Waters, DE Jared Allen, LB Donnie Edwards and LB Mike Vrabel.

The list of 173 nominees will be reduced to 25 semifinalists in November. Nineteen finalists - 15 modern era finalists and four seniors finalists - will be presented to the full 50-member Pro Football Hall of Fame Selection Committee during its annual meeting in advance of Super Bowl LVIII to choose the Class of 2024. While there is no set number for any class of enshrinees, the selection process bylaws provide that between four and nine new members will be selected.

## CHIEFS ANNOUNCE COACH OF THE WEEK HONORS

The Kansas City Chiefs announced the Coach of the Week honors for the sixth week of the 2023 season last Wednesday. The Week Six awards go to North Platte's Head Coach Jared Quigley (Missouri) and Olathe East's Head Coach Courtney Porter (Kansas).

As a result of this honor, the awarded schools will receive a \$500 grant from the Hunt Family Foundation. Additionally, the coaches will be presented a pair of sunglasses, courtesy of Oakley, a congratulatory commemorative Super Bowl LVIII coin and a certificate recognizing their selection. These coaches are now qualified for the Eric Driskell Coach of the Year Award, which will be voted on later this fall. The Eric Driskell Coach of the Year Award is selected by a panel comprised of the Missouri and Kansas Boards from the Greater Kansas City Football Coaches Association.

North Platte beat Lawson 28-14 to improve to 6-1 on the season. The Panthers have matched their win total from last season and are currently leading District 3 of the Missouri Class 1. Quigley attributes this award to the work over the last two seasons to build the program.

"The North Platte Football Program would first and foremost like to thank the Kansas City Chiefs organization for providing such a special opportunity to recognize our city's high school football teams," Quigley said. "We would also like to extend a huge thank you to PrepsKC for their continued coverage and support for all athletics in the greater KC area."

Olathe East improved to 4-2 on the season with a 42-14 win over Olathe West. The Hawks now have more wins this season than the last two years combined. Porter credits this award to the work put in by his team and coaches.

"I am honored to be recognized by Preps KC and the Chiefs," Porter said. "I am surrounded by great people at Olathe East. Our kids and our coaching staff put in a tremendous amount of work."

In its 27th season, the 2023 High School Coach of the Week is a joint initiative of the Kansas City Chiefs and the National Football League. This program is designed to recognize and reward Kansas City area high school coaches for superior performance on a weekly basis while honoring individuals who are shaping today's youth and tomorrow's leaders.

The Kansas City Chiefs partner with PrepsKC to select Coaches of the Week from Missouri and Kansas each week. PrepsKC is the only complete multimedia coverage of high school football in the Kansas City Metro. For the last 14 years it has combined a dynamic web site, weekly magazine and comprehensive weekly radio show. More information about PrepsKC, including scores, schedules and coverage can be found at [www.prepskc.com](http://www.prepskc.com).



***STATS &  
SUMMARIES***



**KANSAS CITY CHIEFS / WEEK 6 / THROUGH MONDAY, OCTOBER 16, 2023**

WON 5, LOST 1				* RUSHING	No.	Yds	Avg	Long	TD			
09/07 L 20-21	Detroit	73,522	Pacheco	87	387	4.4	48t	3				
09/17 W 17- 9	at Jacksonville	69,615	Mahomes	29	185	6.4	25	0				
09/24 W 41-10	Chicago	73,562	Edwards-Helaire	30	100	3.3	16	1				
10/01 W 23-20	at N.Y. Jets	80,461	S. Moore	3	23	7.7	11	0				
10/08 W 27-20	at Minnesota	67,003	McKinnon	7	21	3.0	10	0				
10/12 W 19- 8	Denver	73,528	Gray	1	1	1.0	1	0				
10/22	L.A. Chargers		Gabbert	2	-1	-0.5	0	0				
10/29	at Denver		Toney	5	-2	-0.4	3	0				
11/05	Miami		Rice	1	-3	-3.0	-3	0				
11/20	Philadelphia		TEAM	165	711	4.3	48t	4				
11/26	at Las Vegas		OPPONENTS	135	601	4.5	43	1				
12/03	at Green Bay		* RECEIVING	No.	Yds	Avg	Long	TD				
12/10	Buffalo		Kelce	36	346	9.6	40	3				
12/18	at New England		Rice	21	245	11.7	28	2				
12/25	Las Vegas		Pacheco	17	135	7.9	33	0				
12/31	Cincinnati		Toney	17	92	5.4	17	1				
01/07	at L.A. Chargers		Gray	12	147	12.3	34t	1				
	K.C.	Opp.	McKinnon	12	91	7.6	15	2				
TOTAL FIRST DOWNS	134	104	S. Moore	11	145	13.2	54	1				
Rushing	47	32	Ju. Watson	10	219	21.9	37	0				
Passing	76	61	Valdes-Scantling	7	116	16.6	37	0				
Penalty	11	11	Edwards-Helaire	6	36	6.0	10	0				
3rd Down: Made/Att	39/81	27/75	Ju. Ross	3	34	11.3	20	0				
3rd Down Pct.	48.1	36.0	Bell	2	12	6.0	8	1				
4th Down: Made/Att	2/4	6/13	James	1	6	6.0	6	0				
4th Down Pct.	50.0	46.2	D. Smith	1	0	0.0	0	0				
POSSESSION AVG.	32:34	27:27	TEAM	156	1624	10.4	54	11				
TOTAL NET YARDS	2294	1704	OPPONENTS	126	1191	9.5	45	7				
Avg. Per Game	382.3	284.0	* INTERCEPTIONS	No.	Yds	Avg	Long	TD				
Total Plays	401	359	Edwards	1	16	16.0	16	0				
Avg. Per Play	5.7	4.7	Reid	1	11	11.0	11	0				
NET YARDS RUSHING	711	601	Bolton	1	1	1.0	1	0				
Avg. Per Game	118.5	100.2	TEAM	3	28	9.3	16	0				
Total Rushes	165	135	OPPONENTS	7	99	14.1	50t	1				
NET YARDS PASSING	1583	1103	* PUNTING	No.	Yds	Avg	Net TB	In Lg B				
Avg. Per Game	263.8	183.8	Townsend	18	877	48.7	44.0 1 8	62 0				
Sacked/Yards Lost	6/41	17/88	TEAM	18	877	48.7	44.0 1 8	62 0				
Gross Yards	1624	1191	OPPONENTS	26	1186	45.6	41.6 1 13	61 0				
Att./Completions	230/156	207/126	* PUNT RETURNS	Ret	FC	Yds	Avg	Long	TD			
Completion Pct.	67.8	60.9	Washington	8	4	61	7.6	23	0			
Had Intercepted	7	3	James	6	2	24	4.0	9	0			
PUNTS/AVERAGE	18/48.7	26/45.6	TEAM	14	6	85	6.1	23	0			
NET PUNTING AVG.	18/44.0	26/41.6	OPPONENTS	7	5	65	9.3	18	0			
PENALTIES/YARDS	40/350	26/232	* KICKOFF RETURNS	No.	Yds	Avg	Long	TD				
FUMBLES/BALL LOST	7/2	11/6	James	1	14	14.0	14	0				
TOUCHDOWNS	15	9	Washington	1	20	20.0	20	0				
Rushing	4	1	TEAM	2	34	17.0	20	0				
Passing	11	7	OPPONENTS	1	22	22.0	22	0				
Returns	0	1	* FIELD GOALS	1-19	20-29	30-39	40-49	50+				
* SCORE BY PERIODS	Q1	Q2	Q3	Q4	OT	PTS	Butker	0/ 0	2/ 2	8/ 8	2/ 2	2/ 2
TEAM	34	67	34	12	0	147	TEAM	0/ 0	2/ 2	8/ 8	2/ 2	2/ 2
OPPONENTS	10	28	15	35	0	88	OPPONENTS	0/ 0	3/ 3	2/ 2	2/ 2	0/ 1
* SCORING	TD-Ru-Pa-Rt	K-PAT	FG	S	PTS	Butker:	(35G, 39G) (38G) (41G, 38G) (37G, 37G, 26G)					
Butker	0 0 0 0	15/15	14/14	0	57	(38G, 40G) (35G, 60G, 25G, 52G)						
Kelce	3 0 3 0			0	18	OPP: ( ) (32G, 49G, 22G) (21G) (31G, 52N) (40G, 29G) ( )						
Pacheco	3 3 0 0			0	18							
McKinnon	2 0 2 0			0	12							
Rice	2 0 2 0			0	12							
Bell	1 0 1 0			0	6							
Edwards-Helaire	1 1 0 0			0	6							
Gray	1 0 1 0			0	6							
S. Moore	1 0 1 0			0	6							

Toney 1 0 1 0 0 6  
 TEAM 15 4 11 0 15/15 14/14 0 147  
 OPPONENTS 9 1 7 1 7/ 7 7/ 8 1 88

2-Pt Conv: TM 0-0, OPP 2-2

SACKS: Ch. Jones 5.5, Danna 3.5,  
 Karlaftis 2.5, Tranquill 1.5, Chenal 1,  
 Edwards 1, Reid 1, Anudike-Uzomah 0.5,  
 Herring 0.5, TM 17, OPP 6

FUM/LOST: Washington 2/0, Humphrey 1/0,  
 James 1/1, Mahomes 1/0, Toney 1/0,  
 Ju. Watson 1/1

* PASSING	Att	Cmp	Yds	Cmp%	Yds/Att	TD	TD%	Int	Int%	Long	Sack/Lost	Rating
Mahomes	224	153	1593	68.3	7.11	11	4.9	5	2.2	54	6/ 41	95.7
Gabbert	5	3	31	60.0	6.20	0	0.0	2	40.0	15	0/ 0	38.3
Toney	1	0	0	0.0	0.00	0	0.0	0	0.0	---	0/ 0	39.6
TEAM	230	156	1624	67.8	7.06	11	4.8	7	3.0	54	6/ 41	91.3
OPPONENTS	207	126	1191	60.9	5.75	7	3.4	3	1.4	45	17/ 88	82.0

# DEFENSIVE STATS 2023

## 2023 REGULAR SEASON KANSAS CITY CHIEFS DEFENSIVE STATS (THROUGH WEEK 6)

POS.	PLAYER	TKL.	AST.	COMB	TFL	SACKS/SK.	YDS.	PR	FR	FF	INT./YDS.	PD
LB	D. Tranquill	25	10	35	1	1.5/3.0		3	0	1	0/0	0
CB	T. McDuffie	22	8	30	0	0.0/0.0		4	0	3	0/0	4
CB	L. Sneed	21	9	30	3	0.0/0.0		3	1	0	0/0	4
S	J. Reid	23	6	29	1	1.0/3.0		3	0	1	1/11	5
LB	W. Gay	16	7	23	0	0.0/0.0		2	2	0	0/0	2
LB	L. Chenal	16	5	21	4	1.0/8.0		2	0	0	0/0	0
S	B. Cook	12	8	20	1	0.0/0.0		0	2	0	0/0	1
LB	N. Bolton	12	7	19	0	0.0/0.0		0	0	0	1/1	1
DE	M. Danna	12	7	19	3	3.5/19.0		5	0	0	0/0	2
DE	G. Karlaftis	9	9	18	2	2.5/12.5		5	0	0	0/0	3
CB	J. Williams	10	3	13	1	0.0/0.0		0	0	0	0/0	1
DT	D. Nnadi	6	7	13	0	0.0/0.0		0	0	0	0/0	1
S	M. Edwards	9	3	12	2	1.0/10.0		1	0	0	1/16	4
DT	C. Jones	7	5	12	4	5.5/31.5		11	0	0	0/0	3
DE	F. Anudike-Uzomah	5	4	9	0	0.5/1.0		4	0	1	0/0	0
CB	J. Watson	7	0	7	0	0.0/0.0		0	0	0	0/0	2
DE	M. Herring	2	3	5	1	0.5/0.0		2	0	0	0/0	0
DB	C. Conner	3	1	4	1	0.0/0.0		0	0	0	0/0	0
DT	M. Dickerson	1	3	4	0	0.0/0.0		0	0	0	0/0	0
LB	J. Cochrane	1	2	3	0	0.0/0.0		0	0	0	0/0	0
DT	T. Wharton	1	1	2	0	0.0/0.0		0	1	0	0/0	0
DT	K. Coburn	1	0	1	1	0.0/0.0		0	0	0	0/0	0
<b>TOTALS</b>		<b>221</b>	<b>108</b>	<b>329</b>	<b>25</b>	<b>17.0/88.0</b>		<b>45</b>	<b>6</b>	<b>6</b>	<b>3/28</b>	<b>33</b>

## 2023 REGULAR SEASON CHIEFS SPECIAL TEAMS STATS

POS	PLAYER	TKL.	AST.	COMB.	INT (0)	FR (0)	Safety (0)
LB	Cochrane, Jack	2	0	2			
LB	Jones, Cam	2	0	2			
LB	Chenal, Leo	0	2	2			
DB	Conner, Chamarri	1	0	1			
TE	Gray, Noah	1	0	1			
CB	Watson, Jaylen	1	0	1			
LS	Winchester, James	1	0	1			
<b>TOTALS</b>		<b>8</b>	<b>2</b>	<b>10</b>			

## DEFENSIVE SCORES

## SPECIAL TEAMS BIG PLAYS

REGULAR SEASON DEFENSIVE AND SPECIAL TEAMS STATISTICS ARE BASED ON PRESS BOX STATISTICS.



WEEK 1:

Lions 21, Chiefs 20

September 7, 2023 • GEHA Field at Arrowhead Stadium • 73,522



Detroit Lions	7	0	7	7	-	21
Kansas City Chiefs	0	14	3	3	-	20

- DET** — A.St. Brown 9 yd. pass from J.Goff (R.Patterson kick) (14-91, 8:04)
- KC** — R.Rice 1 yd. pass from P.Mahomes (H.Butker kick) (13-75, 5:56)
- KC** — B.Bell 4 yd. pass from P.Mahomes (H.Butker kick) (6-82, 1:28)
- DET** — B.Branch 50 yd. interception return (R.Patterson kick)
- KC** — H.Butker 35 yd. Field Goal (8-73, 3:34)
- KC** — H.Butker 39 yd. Field Goal (8-47, 3:55)
- DET** — D.Montgomery 8 yd. run (R.Patterson kick) (9-75, 5:05)

TEAM STATISTICS	LIONS	CHIEFS
First Downs	19	17
Total Net Yards	368	316
Rushes/Net Yards	34/118	23/90
Net Passing	250	226
Pass Attempts/Completions	35/22	39/21
Had Intercepted	0	1
Sacked/Yards Lost	1/3	0/0
Punts/Average	5/44.4	5/49.4
Penalties/Yards	4/63	3/25
Fumbles/Lost	2/1	0/0
Possession Time	32:38	27:22

- RUSHING**
- KC** — P. Mahomes 6-45; I. Pacheco 8-23; C. Edwards-Helaire 6-22; S. Moore 1-4; K. Toney 1-(-1); R. Rice 1-(-3)
- DET** — D. Montgomery 21-74, TD; J. Gibbs 7-42; J. Reeves-Maybin 1-3; J. Goff 5-(-1)

- RECEIVING**
- KC** — M. Valdes-Scantling 2-48; J. Watson 2-45; I. Pacheco 4-31; N. Gray 3-31; R. Rice 3-29, TD; B. Bell 2-12, TD; J. McKinnon 1-10; C. Edwards-Helaire 1-7; R. James 1-6; J. Ross 1-6; K. Toney 1-1
- DET** — J. Reynolds 4-80; A. St. Brown 6-71, TD; S. LaPorta 5-39; K. Raymond 1-20; J. Gibbs 2-18; B. Wright 2-17; M. Jones Jr. 2-8

- PASSING**
- KC** — P. Mahomes 39-21-226, 2 TDs, 1 INT
- DET** — J. Goff 35-22-253, TD, 0 INT

- INTERCEPTIONS**
- KC** — None
- DET** — B. Branch 1

- SACKS**
- KC** — M. Danna 1.0
- DET** — None

- FIELD GOALS**
- KC** — H. Butker (35) (39)
- DET** — None



WEEK 2:

Chiefs 17, Jaguars 9

September 17, 2023 • EverBank Stadium • 69,615



Kansas City Chiefs	0	7	7	3	-	17
Jacksonville Jaguars	0	6	0	3	-	9

- JAX** — B.McManus 32 yd. Field Goal (4-3, 1:52)
- KC** — S.Moore 9 yd. pass from P.Mahomes (H.Butker kick) (7-50, 3:37)
- JAX** — B.McManus 49 yd. Field Goal (5-44, 0:27)
- KC** — T.Kelce 9 yd. pass from P.Mahomes (H.Butker kick) (7-81, 3:30)
- JAX** — B.McManus 22 yd. Field Goal (9-73, 3:16)
- KC** — H.Butker 38 yd. Field Goal (13-55, 5:33)

TEAM STATISTICS	CHIEFS	JAGUARS
First Downs	19	18
Total Net Yards	399	271
Rushes/Net Yards	22/101	18/74
Net Passing	298	197
Pass Attempts/Completions	41/29	42/23
Had Intercepted	1	0
Sacked/Yards Lost	1/7	4/18
Punts/Average	4/48.3	5/48.6
Penalties/Yards	12/94	2/10
Fumbles/Lost	4/2	3/1
Possession Time	31:49	28:11

- RUSHING**
- KC** — I. Pacheco 12-70; P. Mahomes 7-30; K. Toney 1-3; C. Edwards-Helaire 1-(0); J. McKinnon 1-(-2)
- JAX** — T. Etienne Jr. 12-40; T. Lawrence 5-26; D. Johnson 1-8

- RECEIVING**
- KC** — S. Moore 3-70, TD; J. Watson 3-62; N. Gray 3-38; K. Toney 5-35; T. Kelce 4-26, TD; J. McKinnon 3-24; R. Rice 2-20; C. Edwards-Helaire 2-17; M. Valdes-Scantling 2-13; I. Pacheco 1-(0); D. Smith 1-(0)
- JAX** — C. Kirk 11-110; E. Ingram 6-57; C. Ridley 2-32; D. Johnson 1-9; J. Agnew 1-5; T. Etienne Jr. 2-2

- PASSING**
- KC** — P. Mahomes 41-29-305, 2 TDs, 1 INT
- JAX** — T. Lawrence 41-22-216, 0 TDs, 0 INT; C. Kirk 1-1-(-1), 0 TDs, 0 INT

- INTERCEPTIONS**
- KC** — None
- JAX** — A. Cisco 1

- SACKS**
- KC** — C. Jones 1.5; G. Karlaftis 1.5; F. Anudike-Uzomah 0.5; M. Danna 0.5
- JAX** — K. Chaisson 1.0

- FIELD GOALS**
- KC** — H. Butker (38)
- JAX** — B. McManus (32) (49) (22)



WEEK 3:

Chiefs 41, Bears 10

September 24, 2023 • GEHA Field at Arrowhead Stadium • 73,562



Chicago Bears .....	0	0	0	10	—	10
Kansas City Chiefs .....	7	27	7	0	—	41

- KC** — J.McKinnon 6 yd. pass from P.Mahomes (H.Butker kick) (6-59, 2:45)
- KC** — C.Edwards-Helaire 1 yd. run (H.Butker kick) (11-80, 5:57)
- KC** — J.McKinnon 3 yd. pass from P.Mahomes (H.Butker kick) (11-88, 5:24)
- KC** — H.Butker 41 yd. Field Goal (4-3, 1:06)
- KC** — I.Pacheco 1 yd. run (H.Butker kick) (3-26, 0:31)
- KC** — H.Butker 38 yd. Field Goal (5-45, 0:35)
- KC** — T.Kelce 3 yd. pass from P.Mahomes (H.Butker kick) (11-64, 5:14)
- CHI** — C.Santos 21 yd. Field Goal (11-25, 4:42)
- CHI** — D.Moore 9 yd. pass from J.Fields (C.Santos kick) (9-75, 2:49)

TEAM STATISTICS	BEARS	CHIEFS
First Downs .....	11	31
Total Net Yards .....	203	456
Rushes/Net Yards .....	26/116	37/153
Net Passing .....	87	303
Pass Attempts/Completions .....	22/11	38/27
Had Intercepted .....	1	2
Sacked/Yards Lost .....	3/12	0/0
Punts/Average .....	5/45.8	1/55.0
Penalties/Yards .....	6/32	3/15
Fumbles/Lost .....	1/1	0/0
Possession Time .....	23:47	36:13

**RUSHING**

- KC** — I. Pacheco 15-62, TD; C. Edwards-Helaire 15-55, TD; P. Mahomes 3-28; J. McKinnon 2-9; B. Gabbert 2-(-1)
- CHI** — J. Fields 11-47; R. Johnson 8-38; K. Herbert 7-31

**RECEIVING**

- KC** — T. Kelce 7-69, TD; R. Rice 5-59; J. Watson 2-51; S. Moore 4-42; M. Valdes-Scantling 1-37; J. McKinnon 3-19, 2 TDs; I. Pacheco 2-16; N. Gray 1-9; C. Edwards-Helaire 1-2; K. Toney 1-(-1)
- CHI** — D. Moore 3-41, TD; C. Kmet 2-22; C. Claypool 1-15; R. Johnson 2-11; T. Scott 1-6; K. Herbert 2-4

**PASSING**

- KC** — P. Mahomes 33-24-272, 3 TDs, 0 INT; B. Gabbert 5-3-31, 0 TDs, 2 INT
- CHI** — J. Fields 22-11-99, TD, 1 INT

**INTERCEPTIONS**

- KC** — M. Edwards 1
- CHI** — Q. Johnson 1; J. Sanborn 1

**SACKS**

- KC** — M. Danna 1.0; C. Jones 1.0; G. Karlaftis 0.5; D. Tranquill 0.5
- CHI** — None

**FIELD GOALS**

- KC** — H. Butker (41) (38)
- CHI** — C. Santos (21)



WEEK 4:

Chiefs 23, Jets 20

October 1, 2023 • MetLife Stadium • 80,461



Kansas City Chiefs .....	17	3	0	3	—	23
New York Jets .....	0	12	8	0	—	20

- KC** — H.Butker 37 yd. Field Goal (8-57, 3:25)
- KC** — I.Pacheco 48 yd. run (H.Butker kick) (5-69, 2:03)
- KC** — N.Gray 34 yd. pass from P.Mahomes (H.Butker kick) (6-89, 2:48)
- NYJ** — Penalty on J.Taylor enforced in end zone for a Safety
- NYJ** — G.Zuerlein 31 yd. Field Goal (7-62, 3:30)
- NYJ** — C.Uzomah 1 yd. pass from Z.Wilson (G.Zuerlein kick) (7-41, 3:16)
- KC** — H.Butker 37 yd. Field Goal (10-56, 4:11)
- NYJ** — A.Lazard 10 yd. pass from Z.Wilson (Z.Wilson run) (7-75, 4:20)
- KC** — H.Butker 26 yd. Field Goal (14-80, 7:23)

TEAM STATISTICS	CHIEFS	JETS
First Downs .....	24	18
Total Net Yards .....	401	336
Rushes/Net Yards .....	35/204	16/108
Net Passing .....	197	228
Pass Attempts/Completions .....	30/18	39/28
Had Intercepted .....	2	0
Sacked/Yards Lost .....	1/6	2/17
Punts/Average .....	2/49.0	5/42.8
Penalties/Yards .....	5/46	7/42
Fumbles/Lost .....	1/0	2/1
Possession Time .....	32:09	27:51

**RUSHING**

- KC** — I. Pacheco 20-115, TD; P. Mahomes 7-51; S. Moore 2-19; C. Edwards-Helaire 3-12; J. McKinnon 3-7
- NYJ** — B. Hall 6-56; D. Cook 5-16; Z. Wilson 2-14; X. Gipson 2-13; M. Carter 1-9

**RECEIVING**

- KC** — T. Kelce 6-60; I. Pacheco 3-43; N. Gray 1-34, TD; R. Rice 3-32; K. Toney 2-22; M. Valdes-Scantling 1-6; J. Watson 1-5; C. Edwards-Helaire 1-1
- NYJ** — A. Lazard 3-61, TD; G. Wilson 9-60; T. Conklin 4-58; J. Ruckert 2-26; B. Hall 3-13; M. Carter 2-12; R. Cobb 2-8; X. Gipson 1-4; D. Cook 1-2; C. Uzomah 1-1, TD

**PASSING**

- KC** — P. Mahomes 30-18-203, TD, 2 INT
- NYJ** — Z. Wilson 39-28-245, 2 TDs, 0 INT

**INTERCEPTIONS**

- KC** — None
- NYJ** — A. Davis 1; C. Mosley 1

**SACKS**

- KC** — M. Edwards 1.0; C. Jones 1.0
- NYJ** — Q. Jefferson 0.5; Q. Williams 0.5

**FIELD GOALS**

- KC** — H. Butker (37) (37) (26)
- NYJ** — G. Zuerlein (31) 52RU



WEEK 5:

Chiefs 27, Vikings 20

October 8, 2023 • U.S. Bank Stadium • 67,003



<b>Kansas City Chiefs</b> .....	<b>7</b>	<b>6</b>	<b>14</b>	<b>0</b>	<b>—</b>	<b>27</b>
<b>Minnesota Vikings</b> .....	<b>3</b>	<b>10</b>	<b>0</b>	<b>7</b>	<b>—</b>	<b>20</b>

- KC** — I.Pacheco 1 yd. run (H.Butker kick) (9-45, 4:50)
- MIN** — G.Joseph 40 yd. Field Goal (14-53, 5:58)
- KC** — H.Butker 38 yd. Field Goal (12-55, 6:16)
- MIN** — G.Joseph 29 yd. Field Goal (9-64, 4:44)
- MIN** — J.Addison 5 yd. pass from K.Cousins (G.Joseph kick) (12-56, 5:24)
- KC** — H.Butker 40 yd. Field Goal (10-53, 1:39)
- KC** — R.Rice 8 yd. pass from P.Mahomes (H.Butker kick) (11-75, 4:50)
- KC** — T.Kelce 4 yd. pass from P.Mahomes (H.Butker kick) (11-74, 6:27)
- MIN** — A.Mattison 9 yd. pass from K.Cousins (G.Joseph kick) (14-75, 5:34)

TEAM STATISTICS	CHIEFS	VIKINGS
First Downs .....	21	24
Total Net Yards .....	333	329
Rushes/Net Yards .....	21/67	18/70
Net Passing .....	266	259
Pass Attempts/Completions .....	41/31	47/29
Had Intercepted .....	0	0
Sacked/Yards Lost .....	2/15	3/25
Punts/Average .....	3/46.7	1/54.0
Penalties/Yards .....	10/86	4/51
Fumbles/Lost .....	0/0	2/1
Possession Time .....	31:59	28:01

RUSHING

- KC** — I. Pacheco 16-55, TD; J. McKinnon 1-7; C. Edwards-Helaire 3-4; K. Toney 1-1
- MIN** — A. Mattison 8-26; C. Akers 5-15; T. Chandler 1-15; B. Powell 1-9; K. Cousins 3-5

RECEIVING

- KC** — T. Kelce 10-67, TD; J. Watson 2-56; R. Rice 4-33, TD; J. Ross 2-28; K. Toney 5-26; N. Gray 2-21; J. McKinnon 2-18; M. Valdes-Scantling 1-12; S. Moore 2-11; I. Pacheco 1-9
- MIN** — J. Addison 6-64, TD; T. Hockenson 5-51; K. Osborn 5-49; B. Powell 4-43; J. Jefferson 3-28; A. Mattison 2-20, TD; J. Oliver 1-15; J. Mundt 1-11; C. Akers 2-3

PASSING

- KC** — P. Mahomes 41-31-281, 2 TDs, 0 INT
- MIN** — K. Cousins 47-29-284, 2 TDs, 0 INT

INTERCEPTIONS

- KC** — None
- MIN** — None

SACKS

- KC** — L. Chenal 1.0; M. Danna 1.0; C. Jones 1.0
- MIN** — M. Davenport 1.0; D. Hunter 1.0

FIELD GOALS

- KC** — H. Butker (38) (40)
- MIN** — G. Joseph (40) (29)



WEEK 6:

Chiefs 19, Broncos 8

October 12, 2023 • GEHA Field at Arrowhead Stadium • 73,528



<b>Denver Broncos</b> .....	<b>0</b>	<b>0</b>	<b>0</b>	<b>8</b>	<b>—</b>	<b>8</b>
<b>Kansas City Chiefs</b> .....	<b>3</b>	<b>10</b>	<b>3</b>	<b>3</b>	<b>—</b>	<b>19</b>

- KC** — H.Butker 35 yd. Field Goal (9-42, 3:44)
- KC** — K.Toney 3 yd. pass from P.Mahomes (H.Butker kick) (7-62, 3:22)
- KC** — H.Butker 60 yd. Field Goal (3-19, 0:15)
- KC** — H.Butker 25 yd. Field Goal (12-68, 5:44)
- DEN** — C.Sutton 11 yd. pass from R.Wilson (J.Williams run) (6-61, 3:15)
- KC** — H.Butker 52 yd. Field Goal (9-41, 4:12)

TEAM STATISTICS	BRONCOS	CHIEFS
First Downs .....	14	22
Total Net Yards .....	197	389
Rushes/Net Yards .....	23/115	27/96
Net Passing .....	82	293
Pass Attempts/Completions .....	22/13	41/30
Had Intercepted .....	2	1
Sacked/Yards Lost .....	4/13	2/13
Punts/Average .....	5/44.8	3/48.0
Penalties/Yards .....	3/34	7/84
Fumbles/Lost .....	1/1	2/0
Possession Time .....	24:11	35:49

RUSHING

- KC** — I. Pacheco 16-62; P. Mahomes 6-31; C. Edwards-Helaire 2-7; N. Gray 1-1; K. Toney 2(-5)
- DEN** — J. Williams 10-52; R. Wilson 4-31; J. McLaughlin 7-30; M. Burton 2-2

RECEIVING

- KC** — T. Kelce 9-124; R. Rice 4-72; I. Pacheco 6-36; S. Moore 2-22; J. McKinnon 3-20; N. Gray 2-14; K. Toney 3-9, TD; C. Edwards-Helaire 1-9
- DEN** — C. Sutton 4-46, TD; S. Perine 2-16; J. Jeudy 3-14; J. McLaughlin 2-12; A. Trautman 1-4; G. Dulcich 1-3

PASSING

- KC** — P. Mahomes 40-30-306, TD, 1 INT; K. Toney 1-0(-0), 0 TDs, 0 INT
- DEN** — R. Wilson 22-13-95, TD, 2 INT

INTERCEPTIONS

- KC** — N. Bolton 1; J. Reid 1
- DEN** — J. Simmons 1

SACKS

- KC** — C. Jones 1.0; J. Reid 1.0; D. Tranquill 1.0; M. Herring 0.5; G. Karlaftis 0.5
- DEN** — Z. Allen 1.0; J. Cooper 1.0

FIELD GOALS

- KC** — H. Butker (35) (60) (25) (52)
- DEN** — None

# ***ROSTER INFO***





# 2023 KANSAS CITY CHIEFS NUMERICAL ROSTER

(As of October 17, 2023)

NO.	NAME	POS.	HT.	WT.	AGE	EXP.	COLLEGE	HOW ACQ.	HOMETOWN
1	Jerick McKinnon	RB	5-9	209	31	10	Georgia Southern	FA-21	Marietta, Ga.
2	Joshua Williams	CB	6-3	193	24	2	Fayetteville State	D4-22	Fayetteville, N.C.
4	Rashee Rice	WR	6-1	204	23	R	SMU	D2-23	North Richland Hills, Texas
5	Tommy Townsend	P	6-1	191	26	4	Florida	CFA-20	Orlando, Fla.
6	Bryan Cook	S	6-1	206	24	2	Cincinnati	D2b-22	Cincinnati, Ohio
7	Harrison Butker	K	6-4	199	28	7	Georgia Tech	FA-17	Decatur, Ga.
8	Justyn Ross	WR	6-4	210	23	2	Clemson	CFA-22	Phenix City, Ala.
9	Blaine Gabbert	QB	6-5	235	34	12	Missouri	FA-23	Ballwin, Mo.
10	Isiah Pacheco	RB	5-10	216	24	2	Rutgers	D7b-22	Vineland, N.J.
11	Marquez Valdes-Scantling	WR	6-4	206	29	6	South Florida	FA-22	St. Petersburg, Fla.
12	Montrell Washington	WR	5-10	170	24	2	Samford	FA-23	Canton, Ga.
15	Patrick Mahomes	QB	6-2	225	28	7	Texas Tech	D1-17	Tyler, Texas
19	Kadarius Toney	WR	6-0	193	24	3	Florida	T (NYG)-22	Mobile, Ala.
20	Justin Reid	S	6-1	207	26	6	Stanford	FA-22	Prairieville, La.
21	Mike Edwards	S	5-10	205	27	5	Kentucky	FA-23	Cincinnati, Ohio
22	Trent McDuffie	CB	5-11	193	23	2	Washington	D1a-22	Westminster, Calif.
23	Drue Tranquill	LB	6-2	234	28	5	Notre Dame	FA-23	Fort Wayne, Ind.
24	Sky Moore	WR	5-10	195	23	2	Western Michigan	D2a-22	New Kensington, Pa.
25	Clyde Edwards-Helaire	RB	5-7	207	24	4	LSU	D1-20	Baton Rouge, La.
27	Chamari Conner	DB	6-0	202	23	R	Virginia Tech	D4-23	Jacksonville, Fla.
31	Nic Jones	CB	6-0	189	22	R	Ball State	D7-23	Detroit, Mich.
32	Nick Bolton	LB	5-11	237	23	3	Missouri	D2a-21	Frisco, Texas
35	Jaylen Watson	CB	6-2	197	25	2	Washington State	D7a-22	Augusta, Ga.
38	L'Jarius Sneed	CB	6-1	192	26	4	LA Tech	D4-20	Minden, La.
41	James Winchester	LS	6-3	209	34	9	Oklahoma	FA-15	Washington, Okla.
43	Jack Cochran	LB	6-3	236	24	2	South Dakota	CFA-22	Mount Vernon, Iowa
44	Cam Jones	LB	6-2	227	23	R	Indiana	CFA-23	Memphis, Tenn.
50	Willie Gay	LB	6-1	243	25	4	Mississippi State	D2-20	Starkville, Miss.
51	Mike Danna	DE	6-2	257	25	4	Michigan	D5-20	Detroit, Mich.
52	Creed Humphrey	C	6-4	302	25	3	Oklahoma	D2b-21	Shawnee, Okla.
53	BJ Thompson	DE	6-6	243	24	R	Stephen F. Austin	D5-23	England, Ark.
54	Leo Chenal	LB	6-3	250	22	2	Wisconsin	D3-22	Grantsburg, Wis.
56	George Karlaftis	DE	6-4	263	22	2	Purdue	D1b-22	West Lafayette, Ind.
62	Joe Thuney	G	6-5	304	30	8	North Carolina State	FA-21	Centerville, Ohio
64	Wanya Morris	OL	6-6	307	23	R	Oklahoma	D3-23	Grayson, Ga.
65	Trey Smith	G	6-6	321	24	3	Tennessee	D6-21	Jackson, Tenn.
66	Mike Caliendo	OL	6-4	301	25	1	Western Michigan	CFA-22	Brookfield, Wis.
73	Nick Allegretti	G	6-4	310	27	5	Illinois	D7-19	Frankfort, Ill.
74	Jawaan Taylor	T	6-5	330	25	5	Florida	FA-23	Cocoa, Fla.
77	Lucas Niang	T	6-6	315	25	3	TCU	D3-20	New Canaan, Conn.
79	Donovan Smith	T	6-6	338	30	9	Penn State	FA-23	Owings Mills, Md.
81	Blake Bell	TE	6-6	252	32	9	Oklahoma	FA-21	Wichita, Kan.
83	Noah Gray	TE	6-3	240	24	3	Duke	D5a-21	Leominster, Mass.
84	Justin Watson	WR	6-2	215	27	6	Pennsylvania	FA-22	Bridgeville, Pa.
87	Travis Kelce	TE	6-5	250	34	11	Cincinnati	D3a-13	Cleveland Heights, Ohio
91	Derrick Nnadi	DT	6-1	317	27	6	Florida State	D3a-18	Virginia Beach, Va.
92	Neil Farrell	DT	6-4	325	25	2	LSU	T (LV)-23	Mobile, Ala.
93	Matt Dickerson	DT	6-5	298	27	3	UCLA	FA-23	San Mateo, Calif.
94	Malik Herring	DE	6-3	275	25	3	Georgia	CFA-21	Forsyth, Ga.
95	Chris Jones	DT	6-6	310	29	8	Mississippi State	D2-16	Houston, Miss.
97	Felix Anudike-Uzomah	DE	6-4	255	21	R	Kansas State	D1-23	Kansas City, Mo.
98	Tershawn Wharton	DT	6-1	280	25	4	Missouri S&T	CFA-20	University City, Mo.
99	Keondre Coburn	DT	6-2	332	23	R	Texas	D6-23	Houston, Texas
<b>Practice Squad</b>									
13	Chris Oladokun	QB	6-2	195	26	1	South Dakota State	FA-22	Tampa, Fla.
14	Cornell Powell	WR	6-0	204	25	1	Clemson	D5b-21	Greenville, N.C.
26	Deon Bush	S	6-0	200	30	8	Miami	FA-22	Miami, Fla.
29	La'Mical Perine	RB	5-11	216	25	2	Florida	FA-22	Mobile, Ala.
30	Darius Rush	CB	6-2	198	23	R	South Carolina	FA-23	Kingstree, S.C.
34	Deneric Prince	RB	6-0	216	23	R	Tulsa	CFA-23	Manvel, Texas
39	Keith Taylor	CB	6-3	195	24	3	Washington	FA-23	Long Beach, Calif.
40	Ekow Boye-Doe	CB	6-0	177	23	R	Kansas State	CFA-23	Lawrence, Kan.
45	Isaiah Moore	LB	6-1	232	23	R	NC State	FA-23	Chester, Va.
57	Truman Jones	DE	6-4	250	23	R	Harvard	CFA-23	Atlanta, Ga.
61	Austin Reiter	C	6-3	301	31	7	South Florida	FA-22	Bradenton, Fla.
72	Chukwuebuka (Jason) Godrick	OT	6-5	295	23	R		CFA-23	Lagos, Nigeria
75	Darian Kinnard	T	6-5	322	23	1	Kentucky	D5-22	Knoxville, Tenn.
80	Daniel Arias	WR	6-3	216	25	R	Colorado	FA-23	Mill Creek, Wash.
82	Gerrit Prince	TE	6-5	241	26	1	Alabama Birmingham	FA-23	Shawnee, Kan.
85	Chase Cota	WR	6-4	205	23	R	Oregon	FA-23	Medford, Ore.
89	Matt Bushman	TE	6-5	245	27	1	BYU	FA-22	Tucson, Ari.
<b>Reserve/League Suspension</b>									
90	Charles Omenihu	DE	6-5	280	26	5	Texas	FA-23	Rowlett, Texas
<b>Reserve/Injured</b>									
13	Nazeeh Johnson	S	5-10	199	25	2	Marshall	D7c-22	Martinsburg, W.V.
17	Richie James	WR	5-9	185	28	6	Middle Tennessee State	FA-23	Sarasota, Fla.
76	Prince Tega Wanogho	T	6-5	308	25	2	Auburn	FA-20	Elmore, Ala.
88	Jody Fortson	TE	6-4	226	27	3	Valdosta State	CFA-19	Buffalo, N.Y.
<b>Practice Squad Reserve/Injured</b>									
48	Cole Christiansen	LB	6-1	230	26	1	Army	FA-22	Suffolk, Va.

**HEAD COACH:** Andy Reid

**OFFENSE:** Matt Nagy (Offensive Coordinator); Joe Bleymaier (Pass Game Coordinator); Porter Ellett (Asst. Running Backs); Connor Embree (Wide Receivers); David Girardi (Quarterbacks); Andy Heck (Offensive Line); Corey Mattheai (Asst. Offensive Line); Tom Melvin (Tight Ends); Todd Pinkston (Running Backs); Kevin Saxton (Offensive Asst.); Dan Williams (Offensive Quality Control/Asst. Quarterbacks).

**DEFENSE:** Steve Spagnuolo (Defensive Coordinator); Terry Bradden (Asst. Defensive Line); Joe Cullen (Defensive Line); Donald D'Alesio (Safeties); Brendan Daly (Linebackers); Ken Flajole (Outside Linebackers); Dave Merritt (Defensive Backs); Alex Whittingham (Defensive Quality Control); Rod Wilson (Defensive Asst.).

**SPECIALISTS:** Dave Toub (Asst. Head Coach/Special Teams Coordinator); Andy Hill (Asst. Special Teams).

**MISCELLANEOUS:** Ryan Reynolds (Head Strength & Conditioning/Dir. of Sports Science); Greg Carbin (Asst. Strength & Conditioning); Nick Cassetta (Asst. Strength & Conditioning); Spencer Reid (Asst. Strength & Conditioning); Mike Frazier (Statistical Analysis Coordinator).

# 2023 KANSAS CITY CHIEFS ALPHABETICAL ROSTER

(As of October 17, 2023)

NO.	NAME	POS.	HT.	WT.	AGE	EXP.	COLLEGE	HOW ACQ.	HOMETOWN
73	Allegretti, Nick	G	6-4	310	27	5	Illinois	D7-19	Frankfort, Ill.
97	Anudike-Uzomah, Felix	DE	6-4	255	21	R	Kansas State	D1-23	Kansas City, Mo.
81	Bell, Blake	TE	6-6	252	32	9	Oklahoma	FA-21	Wichita, Kan.
32	Bolton, Nick	LB	5-11	237	23	3	Missouri	D2a-21	Frisco, Texas
7	Butker, Harrison	K	6-4	199	28	7	Georgia Tech	FA-17	Decatur, Ga.
66	Caliendo, Mike	OL	6-4	301	25	1	Western Michigan	CFA-22	Brookfield, Wis.
54	Chenal, Leo	LB	6-3	250	22	2	Wisconsin	D3-22	Grantsburg, Wis.
99	Coburn, Keondre	DT	6-2	332	23	R	Texas	D6-23	Houston, Texas
43	Cochrane, Jack	LB	6-3	236	24	2	South Dakota	CFA-22	Mount Vernon, Iowa
27	Conner, Chamarri	DB	6-0	202	23	R	Virginia Tech	D4-23	Jacksonville, Fla.
6	Cook, Bryan	S	6-1	206	24	2	Cincinnati	D2b-22	Cincinnati, Ohio
51	Danna, Mike	DE	6-2	257	25	4	Michigan	D5-20	Detroit, Mich.
93	Dickerson, Matt	DT	6-5	298	27	3	UCLA	FA-23	San Mateo, Calif.
21	Edwards, Mike	S	5-10	205	27	5	Kentucky	FA-23	Cincinnati, Ohio
25	Edwards-Helaire, Clyde	RB	5-7	207	24	4	LSU	D1-20	Baton Rouge, La.
92	Farrell, Neil	DT	6-4	325	25	2	LSU	T (LV)-23	Mobile, Ala.
9	Gabbert, Blaine	QB	6-5	235	34	12	Missouri	FA-23	Ballwin, Mo.
50	Gay, Willie	LB	6-1	243	25	4	Mississippi State	D2-20	Starkville, Miss.
83	Gray, Noah	TE	6-3	240	24	3	Duke	D5a-21	Leominster, Mass.
94	Herring, Malik	DE	6-3	275	25	3	Georgia	CFA-21	Forsyth, Ga.
52	Humphrey, Creed	C	6-4	302	25	3	Oklahoma	D2b-21	Shawnee, Okla.
44	Jones, Cam	LB	6-2	227	23	R	Indiana	CFA-23	Memphis, Tenn.
95	Jones, Chris	DT	6-6	310	29	8	Mississippi State	D2-16	Houston, Miss.
31	Jones, Nic	CB	6-0	189	22	R	Ball State	D7-23	Detroit, Mich.
56	Karlaftis, George	DE	6-4	263	22	2	Purdue	D1b-22	West Lafayette, Ind.
87	Kelce, Travis	TE	6-5	250	34	11	Cincinnati	D3a-13	Cleveland Heights, Ohio
15	Mahomes, Patrick	QB	6-2	225	28	7	Texas Tech	D1-17	Tyler, Texas
22	McDuffie, Trent	CB	5-11	193	23	2	Washington	D1a-22	Westminster, Calif.
1	McKinnon, Jerick	RB	5-9	209	31	10	Georgia Southern	FA-21	Marietta, Ga.
24	Moore, Skyy	WR	5-10	195	23	2	Western Michigan	D2a-22	New Kensington, Pa.
64	Morris, Wanya	OL	6-6	307	23	R	Oklahoma	D3-23	Grayson, Ga.
77	Niang, Lucas	T	6-6	315	25	3	TCU	D3-20	New Canaan, Conn.
91	Nnadi, Derrick	DT	6-1	317	27	6	Florida State	D3a-18	Virginia Beach, Va.
10	Pacheco, Isiah	RB	5-10	216	24	2	Rutgers	D7b-22	Vineland, N.J.
20	Reid, Justin	S	6-1	207	26	6	Stanford	FA-22	Prairieville, La.
4	Rice, Rashee	WR	6-1	204	23	R	SMU	D2-23	North Richland Hills, Texas
8	Ross, Justyn	WR	6-4	210	23	2	Clemson	CFA-22	Phenix City, Ala.
79	Smith, Donovan	T	6-6	338	30	9	Penn State	FA-23	Owings Mills, Md.
65	Smith, Trey	G	6-6	321	24	3	Tennessee	D6-21	Jackson, Tenn.
38	Sneed, L'Jarvis	CB	6-1	192	26	4	LA Tech	D4-20	Minden, La.
74	Taylor, Jawaan	T	6-5	330	25	5	Florida	FA-23	Cocoa, Fla.
53	Thompson, BJ	DE	6-6	243	24	R	Stephen F. Austin	D5-23	England, Ark.
62	Thuney, Joe	G	6-5	304	30	8	North Carolina State	FA-21	Centerville, Ohio
19	Toney, Kadarius	WR	6-0	193	24	3	Florida	T (NYG)-22	Mobile, Ala.
5	Townsend, Tommy	P	6-1	191	26	4	Florida	CFA-20	Orlando, Fla.
23	Tranquill, Drue	LB	6-2	234	28	5	Notre Dame	FA-23	Fort Wayne, Ind.
11	Valdes-Scantling, Marquez	WR	6-4	206	29	6	South Florida	FA-22	St. Petersburg, Fla.
12	Washington, Montrell	WR	5-10	170	24	2	Samford	FA-23	Canton, Ga.
35	Watson, Jaylen	CB	6-2	197	25	2	Washington State	D7a-22	Augusta, Ga.
84	Watson, Justin	WR	6-2	215	27	6	Pennsylvania	FA-22	Bridgeville, Pa.
98	Wharton, Tereshawn	DT	6-1	280	25	4	Missouri S&T	CFA-20	University City, Mo.
2	Williams, Joshua	CB	6-3	193	24	2	Fayetteville State	D4-22	Fayetteville, N.C.
41	Winchester, James	LS	6-3	209	34	9	Oklahoma	FA-15	Washington, Okla.
<b>Practice Squad</b>									
80	Arias, Daniel	WR	6-3	216	25	R	Colorado	FA-23	Mill Creek, Wash.
40	Boye-Doe, Ekow	CB	6-0	177	23	R	Kansas State	CFA-23	Lawrence, Kan.
26	Bush, Deon	S	6-0	200	30	8	Miami	FA-22	Miami, Fla.
89	Bushman, Matt	TE	6-5	245	27	1	BYU	FA-22	Tucson, Ari.
85	Cota, Chase	WR	6-4	205	23	R	Oregon	FA-23	Medford, Ore.
72	Godrick, Chukwuebuka (Jason)	OT	6-5	295	23	R		CFA-23	Lagos, Nigeria
57	Jones, Truman	DE	6-4	250	23	R	Harvard	CFA-23	Atlanta, Ga.
75	Kinnard, Darian	T	6-5	322	23	1	Kentucky	D5-22	Knoxville, Tenn.
45	Moore, Isaiah	LB	6-1	232	24	R	NC State	FA-23	Chester, Va.
13	Oladokun, Chris	QB	6-2	195	26	1	South Dakota State	FA-22	Tampa, Fla.
29	Perine, La'Mical	RB	5-11	216	25	2	Florida	FA-22	Mobile, Ala.
14	Powell, Cornell	WR	6-0	204	25	1	Clemson	D5b-21	Greenville, N.C.
34	Prince, Deneric	RB	6-0	216	23	R	Tulsa	CFA-23	Manvel, Texas
82	Prince, Gerrit	TE	6-5	241	26	1	Alabama Birmingham	FA-23	Shawnee, Kan.
61	Reiter, Austin	C	6-3	301	31	7	South Florida	FA-22	Bradenton, Fla.
30	Rush, Darius	CB	6-2	198	23	R	South Carolina	FA-23	Kingstree, S.C.
39	Taylor, Keith	CB	6-3	195	24	3	Washington	FA-23	Long Beach, Calif.
<b>Reserve/League Suspension</b>									
90	Omenihu, Charles	DE	6-5	280	26	5	Texas	FA-23	Rowlett, Texas
<b>Reserve/Injured</b>									
88	Fortson, Jody	TE	6-4	226	27	3	Valdosta State	CFA-19	Buffalo, N.Y.
17	James, Richie	WR	5-9	185	28	6	Middle Tennessee State	FA-23	Sarasota, Fla.
13	Johnson, Nazeeh	S	5-10	199	25	2	Marshall	D7c-22	Martinsburg, W.V.
76	Wanogho, Prince Tega	T	6-5	308	25	2	Auburn	FA-20	Elmore, Ala.
<b>Practice Squad Reserve/Injured</b>									
48	Christiansen, Cole	LB	6-1	230	26	1	Army	FA-22	Suffolk, Va.

**HEAD COACH:** Andy Reid

**OFFENSE:** Matt Nagy (Offensive Coordinator); Joe Bleymaier (Pass Game Coordinator); Porter Ellett (Asst. Running Backs); Connor Embree (Wide Receivers); David Girardi (Quarterbacks); Andy Heck (Offensive Line); Corey Mattheaei (Asst. Offensive Line); Tom Melvin (Tight Ends); Todd Pinkston (Running Backs); Kevin Saxton (Offensive Asst.); Dan Williams (Offensive Quality Control/Asst. Quarterbacks).

**DEFENSE:** Steve Spagnuolo (Defensive Coordinator); Terry Bradden (Asst. Defensive Line); Joe Cullen (Defensive Line); Donald D'Alesio (Safeties); Brendan Daly (Linebackers); Ken Flajole (Outside Linebackers); Dave Merritt (Defensive Backs); Alex Whittingham (Defensive Quality Control); Rod Wilson (Defensive Asst.).

**SPECIALISTS:** Dave Toub (Asst. Head Coach/Special Teams Coordinator); Andy Hill (Asst. Special Teams).

**MISCELLANEOUS:** Ryan Reynolds (Head Strength & Conditioning/Dir. of Sports Science); Greg Carbin (Asst. Strength & Conditioning); Nick Cassetta (Asst. Strength & Conditioning); Spencer Reid (Asst. Strength & Conditioning); Mike Frazier (Statistical Analysis Coordinator).

# 2023 KANSAS CITY CHIEFS POSITIONAL ROSTER

(As of October 17, 2023)

## QUARTERBACKS (2)

NO.	NAME	POS.	HT.	WT.	AGE	EXP.	COLLEGE	HOW ACQ.	HOMETOWN
9	Gabbert, Blaine	QB	6-5	235	34	12	Missouri	FA-23	Ballwin, Mo.
15	Mahomes, Patrick	QB	6-2	225	28	7	Texas Tech	D1-17	Tyler, Texas

## RUNNING BACKS (3)

NO.	NAME	POS.	HT.	WT.	AGE	EXP.	COLLEGE	HOW ACQ.	HOMETOWN
25	Edwards-Helaire, Clyde	RB	5-7	207	24	4	LSU	D1-20	Baton Rouge, La.
1	McKinnon, Jerick	RB	5-9	209	31	10	Georgia Southern	FA-21	Marietta, Ga.
10	Pacheco, Isiah	RB	5-10	216	24	2	Rutgers	D7b-22	Vineland, N.J.

## WIDE RECEIVERS (7)

NO.	NAME	POS.	HT.	WT.	AGE	EXP.	COLLEGE	HOW ACQ.	HOMETOWN
24	Moore, Skyy	WR	5-10	195	23	2	Western Michigan	D2a-22	New Kensington, Pa.
4	Rice, Rashee	WR	6-1	204	23	R	SMU	D2-23	North Richland Hills, Texas
8	Ross, Justyn	WR	6-4	210	23	2	Clemson	CFA-22	Phenix City, Ala.
19	Toney, Kadarius	WR	6-0	193	24	3	Florida	T (NYG)-22	Mobile, Ala.
11	Valdes-Scantling, Marquez	WR	6-4	206	29	6	South Florida	FA-22	St. Petersburg, Fla.
12	Washington, Montrell	WR	5-10	170	24	2	Samford	FA-23	Canton, Ga.
84	Watson, Justin	WR	6-2	215	27	6	Pennsylvania	FA-22	Bridgeville, Pa.

## TIGHT ENDS (3)

NO.	NAME	POS.	HT.	WT.	AGE	EXP.	COLLEGE	HOW ACQ.	HOMETOWN
81	Bell, Blake	TE	6-6	252	32	9	Oklahoma	FA-21	Wichita, Kan.
83	Gray, Noah	TE	6-3	240	24	3	Duke	D5a-21	Leominster, Mass.
87	Kelce, Travis	TE	6-5	250	34	11	Cincinnati	D3a-13	Cleveland Heights, Ohio

## OFFENSIVE LINE (9)

NO.	NAME	POS.	HT.	WT.	AGE	EXP.	COLLEGE	HOW ACQ.	HOMETOWN
73	Allegretti, Nick	G	6-4	310	27	5	Illinois	D7-19	Frankfort, Ill.
66	Caliendo, Mike	OL	6-4	301	25	1	Western Michigan	CFA-22	Brookfield, Wis.
52	Humphrey, Creed	C	6-4	302	25	3	Oklahoma	D2b-21	Shawnee, Okla.
64	Morris, Wanya	OL	6-6	307	23	R	Oklahoma	D3-23	Grayson, Ga.
77	Niang, Lucas	T	6-6	315	25	3	TCU	D3-20	New Canaan, Conn.
79	Smith, Donovan	T	6-6	338	30	9	Penn State	FA-23	Owings Mills, Md.
65	Smith, Trey	G	6-6	321	24	3	Tennessee	D6-21	Jackson, Tenn.
74	Taylor, Jawaan	T	6-5	330	25	5	Florida	FA-23	Cocoa, Fla.
62	Thuney, Joe	G	6-5	304	30	8	North Carolina State	FA-21	Centerville, Ohio

## DEFENSIVE LINE (11)

NO.	NAME	POS.	HT.	WT.	AGE	EXP.	COLLEGE	HOW ACQ.	HOMETOWN
97	Anudike-Uzomah, Felix	DE	6-4	255	21	R	Kansas State	D1-23	Kansas City, Mo.
99	Coburn, Keondre	DT	6-2	332	23	R	Texas	D6-23	Houston, Texas
51	Danna, Mike	DE	6-2	257	25	4	Michigan	D5-20	Detroit, Mich.
93	Dickerson, Matt	DT	6-5	298	27	3	UCLA	FA-23	San Mateo, Calif.
92	Farrell, Neil	DT	6-4	325	25	2	LSU	T (LV)-23	Mobile, Ala.
94	Herring, Malik	DE	6-3	275	25	3	Georgia	CFA-21	Forsyth, Ga.
95	Jones, Chris	DT	6-6	310	29	8	Mississippi State	D2-16	Houston, Miss.
56	Karlaftis, George	DE	6-4	263	22	2	Purdue	D1b-22	West Lafayette, Ind.
91	Nnadi, Derrick	DT	6-1	317	27	6	Florida State	D3a-18	Virginia Beach, Va.
53	Thompson, BJ	DE	6-6	243	24	R	Stephen F. Austin	D5-23	England, Ark.
98	Wharton, Tershawn	DT	6-1	280	25	4	Missouri S&T	CFA-20	University City, Mo.

## LINEBACKERS (6)

NO.	NAME	POS.	HT.	WT.	AGE	EXP.	COLLEGE	HOW ACQ.	HOMETOWN
32	Bolton, Nick	LB	5-11	237	23	3	Missouri	D2a-21	Frisco, Texas
54	Chenal, Leo	LB	6-3	250	22	2	Wisconsin	D3-22	Grantsburg, Wis.
43	Cochrane, Jack	LB	6-3	236	24	2	South Dakota	CFA-22	Mount Vernon, Iowa
50	Gay, Willie	LB	6-1	243	25	4	Mississippi State	D2-20	Starkville, Miss.
44	Jones, Cam	LB	6-2	227	23	R	Indiana	CFA-23	Memphis, Tenn.
23	Tranquill, Drue	LB	6-2	234	28	5	Notre Dame	FA-23	Fort Wayne, Ind.

## DEFENSIVE BACKS (9)

NO.	NAME	POS.	HT.	WT.	AGE	EXP.	COLLEGE	HOW ACQ.	HOMETOWN
27	Conner, Chamarri	DB	6-0	202	23	R	Virginia Tech	D4-23	Jacksonville, Fla.
6	Cook, Bryan	S	6-1	206	24	2	Cincinnati	D2b-22	Cincinnati, Ohio
21	Edwards, Mike	S	5-10	205	27	5	Kentucky	FA-23	Cincinnati, Ohio
31	Jones, Nic	CB	6-0	189	22	R	Ball State	D7-23	Detroit, Mich.
22	McDuffie, Trent	CB	5-11	193	23	2	Washington	D1a-22	Westminster, Calif.
20	Reid, Justin	S	6-1	207	26	6	Stanford	FA-22	Prairieville, La.
38	Sneed, L'Jarius	CB	6-1	192	26	4	LA Tech	D4-20	Minden, La.
35	Watson, Jaylen	CB	6-2	197	25	2	Washington State	D7a-22	Augusta, Ga.
2	Williams, Joshua	CB	6-3	193	24	2	Fayetteville State	D4-22	Fayetteville, N.C.

## SPECIALISTS (3)

NO.	NAME	POS.	HT.	WT.	AGE	EXP.	COLLEGE	HOW ACQ.	HOMETOWN
7	Butker, Harrison	K	6-4	199	28	7	Georgia Tech	FA-17	Decatur, Ga.
5	Townsend, Tommy	P	6-1	191	26	4	Florida	CFA-20	Orlando, Fla.
41	Winchester, James	LS	6-3	209	34	9	Oklahoma	FA-15	Washington, Okla.

# 2023 KANSAS CITY CHIEFS 2023 UNOFFICIAL DEPTH CHART

(As of October 17, 2023)

## OFFENSE

WR	24 Skyy Moore	8 Justyn Ross	12 Montrell Washington
LT	79 Donovan Smith	<u>64 Wanya Morris</u>	
LG	62 Joe Thuney	66 Mike Caliendo	
C	52 Creed Humphrey	73 Nick Allegretti	
RG	65 Trey Smith	73 Nick Allegretti	
RT	74 Jawaan Taylor	77 Lucas Niang	
TE	87 Travis Kelce	83 Noah Gray	81 Blake Bell
WR	11 Marquez Valdes-Scantling	84 Justin Watson	
QB	15 Patrick Mahomes	9 Blaine Gabbert	
RB	10 Isiah Pacheco	1 Jerick McKinnon	25 Clyde Edwards-Helaire
WR	19 Kadarius Toney	<u>4 Rashee Rice</u>	

## DEFENSE

DE	56 George Karlaftis	<u>97 Felix Anudike-Uzomah</u>	<u>53 BJ Thompson</u>
DT	98 Tershawn Wharton	92 Neil Farrell	93 Matt Dickerson
DT	95 Chris Jones	91 Derrick Nnadi	<u>99 Keondre Coburn</u>
DE	51 Mike Danna	94 Malik Herring	
LB	50 Willie Gay	<u>44 Cam Jones</u>	
LB	32 Nick Bolton	23 Drue Tranquill	
LB	54 Leo Chenal	43 Jack Cochrane	
CB	22 Trent McDuffie	2 Joshua Williams	
CB	38 L'Jarius Sneed	35 Jaylen Watson	<u>31 Nic Jones</u>
S	20 Justin Reid	21 Mike Edwards	
S	6 Bryan Cook	<u>27 Chamarri Conner</u>	

## SPECIALISTS

P	5 Tommy Townsend	
K	7 Harrison Butker	
H	5 Tommy Townsend	
LS	41 James Winchester	
PR	12 Montrell Washington	19 Kadarius Toney
KR	12 Montrell Washington	10 Isiah Pacheco

Rookies Underlined

## PRONUNCIATION GUIDE

Nick Allegretti	al-uh-GRET-ee
Felix Anudike-Uzomah	ANN-you-DEE-kay ew-ZAH-muh
Leo Chenal	shuh-NELL
Jack Cochrane	kok-ruh-n
Travis Kelce	KEL-see
Wanya Morris	whan-YAY
Lucas Niang	KNEE-yang
Derrick Nnadi	NAH-dee
Isiah Pacheco	pa-CHECK-co
Rashee Rice	rah-shee
Joe Thuney	TOO-nee
Marquez Valdes-Scantling	mar-KWEZ

## HOW THE 2023 CHIEFS ROSTER WAS BUILT

*As of October 17, 2023*

YEAR	DRAFT	FREE AGENTS	TRADE/WAIVERS
2013	TE Travis Kelce (3a)		
2014			
2015		LS James Winchester (FA)	
2016	DT Chris Jones (2)		
2017	QB Patrick Mahomes (1)	K Harrison Butker (FA)	
2018	DT Derrick Nnadi (3a)		
2019	G Nick Allegretti (7)		
2020	RB Clyde Edwards-Helaire (1) LB Willie Gay (2) T Lucas Niang (3) CB L'Jarius Sneed (4) DE Mike Danna (5)	P Tommy Townsend (CFA)  DT Tershawn Wharton (CFA)	
2021	LB Nick Bolton (2a) C Creed Humphrey (2b) TE Noah Gray (5a) G Trey Smith (6)	TE Blake Bell (FA) DE Malik Herring (CFA) RB Jerick McKinnon (FA) G Joe Thuney (FA)	
2022	CB Trent McDuffie (1a) DE George Karlaftis (1b) WR Skye Moore (2a) S Bryan Cook (2b) LB Leo Chenal (3) CB Joshua Williams (4) CB Jaylen Watson (7a) RB Isiah Pacheco (7b)	OL Mike Caliendo (CFA) LB Jack Cochrane (CFA) S Justin Reid (FA) WR Justyn Ross (CFA) WR Marquez Valdes-Scantling (FA) WR Justin Watson (FA)	WR Kadarius Toney (T/NYG)
2023	DE Felix Anudike-Uzomah (1) WR Rashee Rice (2) OL Wanya Morris (3) DB Chamari Conner (4) DE BJ Thompson (5) DT Keondre Coburn (6) CB Nic Jones (7)	DT Matt Dickerson (FA) S Mike Edwards (FA) QB Blaine Gabbert (FA) LB Cam Jones (CFA) T Donovan Smith (FA) T Jawaan Taylor (FA) LB Drue Tranquill (FA) WR Montrell Washington (FA)	DT Neil Farrell (T/LV)
29 Draft Choices		<b><u>TOTAL ROSTER BREAKDOWN</u></b> 7 College Free Agents 15 Free Agents	2 Trades

## 2023 CHIEFS ROSTER BY EXPERIENCE

(As of October 17, 2023)

<b>12th Year (1)</b> QB Blaine Gabbert	<b>6th Year (4)</b> DT Derrick Nnadi S Justin Reid	<b>3rd Year (8)</b> LB Nick Bolton DT Matt Dickerson	<b>1st Year (1)</b> OL Mike Caliendo
<b>11th Year (1)</b> TE Travis Kelce	WR Marquez Valdes-Scantling WR Justin Watson	TE Noah Gray DE Malik Herring C Creed Humphrey	<b>Rookie (8)</b> DE Felix Anudike-Uzomah DT Keondre Coburn DB Chamarri Conner LB Cam Jones CB Nic Jones OL Wanya Morris DE BJ Thompson WR Rashee Rice
<b>10th Year (1)</b> RB Jerick McKinnon	<b>5th Year (4)</b> G Nick Allegretti S Mike Edwards T Jawaan Taylor	G Trey Smith WR Kadarius Toney	
<b>9th Year (3)</b> TE Blake Bell T Donovan Smith LS James Winchester	LB Drue Tranquill	<b>2nd Year (12)</b> LB Leo Chenal LB Jack Cochrane S Bryan Cook DT Neil Farrell DE George Karlaftis CB Trent McDuffie WR Skyy Moore RB Isiah Pacheco WR Justyn Ross WR Montrell Washington CB Jaylen Watson CB Joshua Williams	
<b>8th Year (2)</b> G Joe Thuney DT Chris Jones	<b>4th Year (6)</b> DE Mike Danna RB Clyde Edwards-Helaire LB Willie Gay CB L'Jarius Sneed P Tommy Townsend DT Tershawn Wharton		
<b>7th Year (2)</b> K Harrison Butker QB Patrick Mahomes			

## 2023 CHIEFS ROSTER BY DRAFT ROUND

[Overall selection in brackets]

### **1st Round (9)**

[10] QB Blaine Gabbert (2011-JAX); [10] QB Patrick Mahomes (2017); [20] WR Kadarius Toney (2021-NYG); [21] CB Trent McDuffie (2022); [30] DE George Karlaftis (2022); [31] DE Felix Anudike-Uzomah (2023); [32] RB Clyde Edwards-Helaire (2020).

### **2nd Round (9)**

[34] T Donovan Smith (2015-TB); [37] DT Chris Jones (2016); [35] T Jawaan Taylor (2019-JAX); [54] WR Skyy Moore (2022); [55] WR Rashee Rice (2023); [58] LB Nick Bolton (2021); [62] S Bryan Cook (2022); [63] LB Willie Gay (2020); [63] C Creed Humphrey (2021).

### **3rd Round (9)**

[63] TE Travis Kelce (2013); [68] S Justin Reid (2018-HOU); [75] DT Derrick Nnadi (2018); [78] G Joe Thuney (2016-NE); [92] Wanya Morris (2023); [96] RB Jerick McKinnon (2014-MIN); [96] T Lucas Niang (2020); [99] S Mike Edwards (2019-TB); [103] LB Leo Chenal (2022)

### **4th Round (8)**

[117] TE Blake Bell (2015-SF); [119] DB Chamarri Conner (2023); [126] DT Neil Farrell (2022); [130] LB Drue Tranquill (2019-LAC); [135] CB Joshua Williams (2022); [138] CB L'Jarius Sneed (2020).

### **5th Round (9)**

[144] WR Justin Watson (2018-TB); [162] TE Noah Gray (2021); [166] WR Montrell Washington (2022); [166] DE BJ Thompson (2023); [174] WR Marquez Valdes-Scantling (2018-GB); [177] DE Mike Danna (2020).

### **6th Round (3)**

[194] DT Keondre Coburn (2023); [226] G Trey Smith (2021)

### **7th Round (10)**

[216] G Nick Allegretti (2019); [233] K Harrison Butker (2017-CAR); [243] CB Jaylen Watson (2022); [250] CB Nic Jones (2023); [251] RB Isiah Pacheco (2022).

### **Undrafted (34)**

LS James Winchester (2013-PHI), DT Matt Dickerson (2018), P Tommy Townsend (2020), DT Tershawn Wharton (2020), DE Malik Herring (2021), OL Mike Caliendo (2022), LB Jack Cochrane (2022), WR Justyn Ross (2022), LB Cam Jones (2023).

# KANSAS CITY CHIEFS 2023 TRANSACTIONS

(as of 10/17/23)

Date	Player	Transaction
Jan. 9	FRYFOGLE, Ty WR	Signed to Reserve/Future
Jan. 9	ROSS, John WR	Signed to Reserve/Future
Feb. 3	WISE, Daniel DE	Signed to Reserve/Future
Feb. 14	BLANTON, Kendall TE	Signed to Reserve/Future
Feb. 14	BOOTLE, Dicaprio CB	Signed to Reserve/Future
Feb. 14	BUSHMAN, Matt TE	Signed to Reserve/Future
Feb. 14	CALIENDO, Mike G	Signed to Reserve/Future
Feb. 14	CHRISTIANSEN, Cole LB	Signed to Reserve/Future
Feb. 14	EALY, Jerrion WR	Signed to Reserve/Future
Feb. 14	OLADOKUN, Chris QB	Signed to Reserve/Future
Feb. 14	PERINE, La'Mical RB	Signed to Reserve/Future
Feb. 14	REITER, Austin C	Signed to Reserve/Future
Feb. 14	SHELTON, Danny DT	Signed to Reserve/Future
Feb. 14	SMITH-MARSETTE, Ihmir WR	Signed to Reserve/Future
Feb. 15	POWELL, Cornell WR	Signed to Reserve/Future
Mar. 7	CLARK, Frank DE	Released
Mar. 14	WANOGHO, Prince Tega T	Renegotiated Contract
Mar. 14	WHARTON, Tershawn DT	Renegotiated Contract
Mar. 16	OMENIHU, Charles DE	Signed
Mar. 16	TAYLOR, Jawaan T	Signed
Mar. 17	ALLEGRETTI, Nick G	Signed
Mar. 20	EDWARDS, Mike S	Signed
Mar. 21	TRANQUILL, Druel LB	Signed
Mar. 23	NNADI, Derrick DT	Signed
Mar. 24	BELL, Blake TE	Signed
Mar. 24	COWART, Byron DT	Signed
Mar. 24	HOSKINS, Phil DT	Signed
Apr. 3	BUSH, Deon S	Signed
Apr. 11	JAMES, Richie WR	Signed
Apr. 17	WATSON, Justin WR	Signed
Apr. 19	GABBERT, Blaine QB	Signed
Apr. 27	ANUDIKE-UZOMAH, Felix DE	Drafted 1 <sup>st</sup> Round
Apr. 28	RICE, Rashee WR	Drafted 2 <sup>nd</sup> Round
Apr. 28	MORRIS, Wanya OL	Drafted 3 <sup>rd</sup> Round
Apr. 29	CONNER, Chamarr DB	Drafted 4 <sup>th</sup> Round
Apr. 29	THOMPSON, BJ DE	Drafted 5 <sup>th</sup> Round
Apr. 29	COBURN, Keondre DT	Drafted 6 <sup>th</sup> Round
Apr. 29	JONES, Nic CB	Drafted 7 <sup>th</sup> Round
May 2	McKINNON, Jerick RB	Signed
May 3	SMITH, Donovan T	Signed
May 6	BRASWELL, Montrae CB	Signed
May 6	CARVIN, Jerome G	Signed
May 6	COOK, Anthony S	Signed
May 6	HARDY, Anderson T	Signed
May 6	HAYNES, Blake T	Signed
May 6	JONES, Cam LB	Signed
May 6	JONES, Truman DE	Signed
May 6	MANUEL, Martez S	Signed
May 6	MOORE, Isaiah LB	Signed
May 6	NORMAN, Isaiah S	Signed
May 6	PRINCE, Deneric RB	Signed
May 6	REMIGIO, Nikko WR	Signed
May 6	SCOTT, Ty WR	Signed
May 6	TAYLOR, Reese CB	Signed
May 6	WITHERSTONE, Anthony CB	Signed
May 6	GODRICK, Chukwuebuka Jason T	Signed
May 6	HAILASSIE, Kahlef CB	Signed
May 9	GUTIERREZ, Sebastian T	Signed
May 9	BRASWELL, Montrae CB	Released
May 9	HAYNES, Blake T	Released
May 10	DICKERSON, Matt DT	Signed
May 10	JACKSON, Lamar CB	Signed
May 10	WILLIAMS, Chris DT	Signed
May 10	COWART, Byron DT	Released
May 10	MANUEL, Martez S	Released
May 15	BOYE-DOE, Ekow CB	Signed
May 15	SCOTT, Ty WR	Released
May 15	COBURN, Keondre DT	Signed
May 15	CONNER, Chamarr DB	Signed
May 15	JONES, Nic CB	Signed
May 15	MORRIS, Wanya T	Signed
May 15	THOMPSON, B.J. DE	Signed
May 19	ANUDIKE-UZOMAH, Felix DE	Signed
June 15	RICE, Rashee, WR	Signed
June 15	BUECHELE, Shane, QB	Signed
June 15	FORTSON, Jody, TE	Signed
June 15	CRAWFORD, Kekoa, WR	Signed
June 15	WITHERSTONE, Anthony, CB	Released
July 19	WHARTON, Tershawn, DT	Placed on Active/PUP
July 26	ROSS, John, WR	Retired
July 27	SCOTT, Ty, WRs	Signed
July 30	JOHNSON, Nazeeh, CB	Placed on Injured/Reserve
July 30	MOORE, Isaiah, LB	Placed on Injured/Reserve
July 30	GATHINGS, Izaiah, TE	Signed
July 30	WITHERSTONE, Anthony, CB	Signed
Aug. 7	MOORE, Isaiah, LB	Released/Injury Settlement
Aug. 15	WITHERSTONE, Anthony, CB	Released/Injury Settlement
Aug. 15	FORTSON, Jody, TE	Placed on Injured/Reserve
Aug. 15	FATUKASI, Olakunle, LB	Signed
Aug. 15	DURON, Lowe, CB	Signed
Aug. 21	KEKOA, Crawford, WR	Released/Injury Settlement
Aug. 21	GREEN, Juwan, WR	Signed
Aug. 29	FARRELL, Neil, DT	Acquired via Trade with LV
Aug. 29	SMITH-MARSETTE, Ihmir, WR	Traded to CAR
Aug. 29	BLANTON, Kendall, TE	Released
Aug. 29	BUSH, Deon, S	Released
Aug. 29	REITER, Austin, C	Released
Aug. 29	SHELTON, Danny, DT	Released
Aug. 29	BOOTLE, Dicaprio, CB	Waived
Aug. 29	BOYE-DOE, Ekow, CB	Waived
Aug. 29	BUECHELE, Shane, QB	Waived
Aug. 29	BUSHMAN, Matt, TE	Waived
Aug. 29	CHRISTIANSEN, Cole, LB	Waived
Aug. 29	COOK, Anthony, S	Waived
Aug. 29	EALY, Jerrion, RB	Waived
Aug. 29	FRYFOGLE, Ty, WR	Waived
Aug. 29	GATHINGS, Izaiah, WR	Waived
Aug. 29	GODRICK, Chukwuebuka, OT	Waived
Aug. 29	GREEN, Juwan, WR	Waived
Aug. 29	GUTIERREZ, Sebastian, OT	Waived
Aug. 29	HAILASSIE, Kahlef, CB	Waived
Aug. 29	HARDY, Anderson, OT	Waived
Aug. 29	HOSKINS, Phil, DT	Waived
Aug. 29	JACKSON, Lamar, CB	Waived
Aug. 29	JONES, Truman, DE	Waived
Aug. 29	KAINDOH, Joshua, DE	Waived
Aug. 29	KINNARD, Darian, G	Waived
Aug. 29	LOWE, Duron, CB	Waived
Aug. 29	NORMAN, Isaiah, S	Waived
Aug. 29	OLADOKUN, Chris, QB	Waived
Aug. 29	PERINE, La'Mical, RB	Waived
Aug. 29	POWELL, Cornell, WR	Waived
Aug. 29	PRINCE, Deneric	Waived
Aug. 29	SCOTT, Ty, WR	Waived
Aug. 29	TAYLOR, Reese, CB	Waived
Aug. 29	WILLIAMS, Chris, DT	Waived
Aug. 29	WISE, Daniel, DE	Waived
Aug. 29	CARVIN, Jerome, G	Waived/Injury Designation
Aug. 29	FATUKASI, Olakunle, LB	Waived/Injury Designation
Aug. 29	REMIGIO, Nikko, WR	Waived/Injury Designation
Aug. 29	JONES, Chris, DT	Placed on Reserve/Did Not Report
Aug. 29	OMENIHU, Charles, DE	Placed on Reserve/League Suspension
Aug. 30	RUSH, Darius, CB	Claimed off Waivers
Aug. 30	DICKERSON, Matt, DT	Release
Aug. 30	BOYE-DOE, Ekow, CB	Signed to Practice Squad
Aug. 30	BUSH, Deon, S	Signed to Practice Squad
Aug. 30	BUSHMAN, Matt, TE	Signed to Practice Squad
Aug. 30	CHRISTIANSEN, Cole, LB	Signed to Practice Squad
Aug. 30	DICKERSON, Matt, DT	Signed to Practice Squad
Aug. 30	JONES, Truman, DE	Signed to Practice Squad
Aug. 30	KINNARD, Darian, T	Signed to Practice Squad
Aug. 30	OLADOKUN, Chris, QB	Signed to Practice Squad
Aug. 30	PERINE, La'Mical, RB	Signed to Practice Squad
Aug. 30	POWELL, Cornell, WR	Signed to Practice Squad
Aug. 30	PRINCE, Deneric, RB	Signed to Practice Squad

Aug. 30 REITER, Austin, C..... Signed to Practice Squad  
 Aug. 30 SHELTON, Danny, DT..... Signed to Practice Squad  
 Aug. 30 TAYLOR, Reese, CB..... Signed to Practice Squad  
 Aug. 30 WILLIAMS, Chris, DT..... Signed to Practice Squad  
 Aug. 30 GODRICK, Chukwuebuka, T.....INT. Signed to Practice Squad  
 Aug. 31 TAYLOR, Keith, CB..... Signed to Practice Squad  
 Aug. 31 WASHINGTON, Montrell, WR..... Signed to Practice Squad  
 Aug. 31 TAYLOR, Reese, CB..... Released from Practice Squad  
 Sept. 1 WILLIAMS, Chris, DT..... Released from Practice Squad  
 Sept. 1 PRINCE, Gerrit, TE..... Signed to Practice Squad  
 Sept. 1 FATUKASI, Olakunle, LB..... Released  
 Sept. 6 CARVIN, Jerome, G..... Released/Injury Settlement  
 Sept. 7 BUSHMAN, Matt, TE..... Activated from PS via Stand. Elevation  
 Sept. 7 DICKERSON, Matt, DT..... Activated from PS via Stand. Elevation  
 Sept. 12 JONES, Chris, DT..... Reinstated from Reserve  
 Sept. 16 DICKERSON, Matt, DT..... Activated from PS vis Stand. Elevation  
 Sept. 16 PERINE, La'Mical, RB..... Activated from PS via Stand. Elevation  
 Sept. 16 RUSH, Darius, CB..... Waived  
 Sept. 19 RUSH, Darius, CB..... Signed to Practice Squad  
 Sept. 19 SHELTON, Danny, DT..... Released from Practice Squad  
 Sept. 24 JAMES, Richie, WR..... Placed on Injured Reserve  
 Sept. 24 WASHINGTON, Montrell, WR Activated from PS via Stand. Elev.  
 Sept. 24 CHRISTIANSEN, Cole, LB .... Activated from PS via Stand. Elev.  
 Sept. 26 DICKERSON, Matt, DT..... Signed to Active Roster from P-Squad  
 Sept. 26 WASHINGTON, Montrell, WR..... Signed to Active Roster  
 Sept. 26 ARIAS, Daniel, WR..... Signed to Practice Squad  
 Sept. 26 COTA, Chase, WR..... Signed to Practice Squad  
 Sept. 26 WANOGHO, Prince Tega, T..... Placed on Injured/Reserve  
 Sept. 30 CHRISTIANSEN, Cole, LB .... Activated from PS via Stand. Elev.  
 Oct. 7 CHRISTIANSEN, Cole, LB ..... Placed on P-Squad IR  
 Oct. 17 MOORE, Isaiah, LB ..... Signed to the Practice Squad







# INDIVIDUAL SINGLE-GAME HIGHS

## 2023 REGULAR SEASON CHIEFS INDIVIDUAL SINGLE-GAME HIGHS

<b>Touchdowns</b>	2	Jerick McKinnon	vs. Bears	09/24
<b>Passes Attempted</b>	41	Patrick Mahomes	at Vikings	10/08
		Patrick Mahomes	at Jaguars	09/17
<b>Passes Completed</b>	31	Patrick Mahomes	at Vikings	10/08
<b>Completion Percentage</b>	75.6	Patrick Mahomes	at Vikings	10/08
<b>Passing Yards</b>	306	Patrick Mahomes	vs. Broncos	10/12
<b>Yards Per Attempt</b>	8.2	Patrick Mahomes	vs. Bears	09/24
<b>Touchdown Passes</b>	3	Patrick Mahomes	vs. Bears	09/24
<b>Pass Receptions</b>	10	Travis Kelce	at Vikings	10/08
<b>Receiving Yards</b>	124	Travis Kelce	vs. Broncos	10/12
<b>Touchdown Receptions</b>	2	Jerick McKinnon	vs. Bears	09/24
<b>Rushing Yards</b>	115	Isiah Pacheco	at Jets	10/01
<b>Rushing Attempts</b>	20	Isiah Pacheco	at Jets	10/01
<b>Rushing Average</b>	7.3	Patrick Mahomes	at Jets	10/01
<b>Rushing Touchdowns</b>	1	Isiah Pacheco	at Vikings	10/08
		Isiah Pacheco	at Jets	10/01
		Clyde Edwards-Helaire	vs. Bears	09/24
		Isiah Pacheco	vs. Bears	09/24
<b>Yards From Scrimmage</b>	158	Isiah Pacheco	at Jets	10/01
<b>Combined Net Yards</b>	158	Isiah Pacheco	at Jets	10/01
<b>Interceptions Made</b>	1	Nick Bolton	vs. Broncos	10/12
		Justin Reid	vs. Broncos	10/12
		Mike Edwards	vs. Bears	09/24
<b>Interceptions Thrown</b>	2	Patrick Mahomes	at Jets	10/01
		Blaine Gabbert	vs. Bears	09/24
<b>INT Return Yards</b>	16	Mike Edwards	vs. Bears	09/24
<b>Tackles</b>	9	Drue Tranquill	at Vikings	10/08
<b>Sacks</b>	1.5	Chris Jones	at Jaguars	09/17
		George Karlaftis	at Jaguars	09/17
<b>Punts</b>	5	Tommy Townsend	vs. Lions	09/07
<b>Punts Inside the 20</b>	3	Tommy Townsend	vs. Lions	09/07
<b>Punting Average</b>	55.0	Tommy Townsend	vs. Bears	09/24
<b>Punt Returns</b>	3	Montrell Washington	vs. Broncos	10/12
		Montrell Washington	vs. Bears	09/24
		Richie James	at Jaguars	09/17
		Richie James	vs. Lions	09/07
<b>Punt Return Yards</b>	33	Montrell Washington	vs. Bears	09/24
<b>Kickoff Returns</b>	1	Montrell Washington	at Vikings	10/08
		Richie James	at Jaguars	09/17
<b>Kickoff Return Yards</b>	20	Montrell Washington	at Vikings	10/08
<b>Field Goals Attempted</b>	4	Harrison Butker	vs. Broncos	10/12
<b>Field Goals Made</b>	4	Harrison Butker	vs. Broncos	10/12

## 2023 REGULAR SEASON KANSAS CITY CHIEFS LONGEST PLAYS

<b>Run From Scrimmage</b>	48	Isiah Pacheco	at Jets	10/01
<b>Touchdown Run</b>	48	Isiah Pacheco	at Jets	10/01
<b>Passing Long</b>	54	Patrick Mahomes	at Jaguars	09/17
<b>Touchdown Pass Long</b>	34	Patrick Mahomes	at Jets	10/01
<b>Pass Reception</b>	54	Skyy Moore	at Jaguars	09/17
<b>Touchdown Reception</b>	34	Noah Gray	at Jets	10/01
<b>Interception Return</b>	16	Mike Edwards	vs. Bears	09/24
<b>Longest Opponent's Fumble Return</b>	1	Willie Gay	vs. Broncos	10/12
<b>Punt Return</b>	23	Montrell Washington	vs. Bears	09/24
<b>Kickoff Return</b>	20	Montrell Washington	at Vikings	10/08
<b>Punt</b>	62	Tommy Townsend	vs. Broncos	10/12

# INDIVIDUAL SINGLE-GAME HIGHS

<b>Field Goal</b>	60	Harrison Butker	vs. Broncos 10/12
<b>Field Goal Attempt</b>	60	Harrison Butker	vs. Broncos 10/12

# OPPONENTS INDIVIDUAL SINGLE-GAME HIGHS

## 2023 REGULAR SEASON OPPONENTS INDIVIDUAL SINGLE-GAME HIGHS

<b>Touchdowns</b>	1	Courtland Sutton	vs. Broncos	10/12
		Jordan Addison	at Vikings	10/08
		Alexander Mattison	at Vikings	10/08
		Allen Lazard	at Jets	10/01
		C.J. Uzomah	at Jets	10/01
		DJ Moore	vs. Bears	09/24
		David Montgomery	vs. Lions	09/07
		Amon-Ra St. Brown	vs. Lions	09/07
<b>Passes Attempted</b>	47	Kirk Cousins	at Vikings	10/08
<b>Passes Completed</b>	29	Kirk Cousins	at Vikings	10/08
<b>Completion Percentage</b>	71.7	Zach Wilson	at Jets	10/01
<b>Passing Yards</b>	284	Kirk Cousins	at Vikings	10/08
<b>Yards Per Attempt</b>	7.2	Jared Goff	vs. Lions	09/07
<b>Touchdown Passes</b>	2	Kirk Cousins	at Vikings	10/08
		Zach Wilson	at Jets	10/01
<b>Pass Receptions</b>	11	Christian Kirk	at Jaguars	09/17
<b>Receiving Yards</b>	110	Christian Kirk	at Jaguars	09/17
<b>Touchdown Receptions</b>	1	Courtland Sutton	vs. Broncos	10/12
		Jordan Addison	at Vikings	10/08
		Alexander Mattison	at Vikings	10/08
		Allen Lazard	at Jets	10/01
		C.J. Uzomah	at Jets	10/01
		DJ Moore	vs. Bears	09/24
		Amon-Ra St. Brown	vs. Lions	09/07
<b>Rushing Yards</b>	74	David Montgomery	vs. Lions	09/07
<b>Rushing Attempts</b>	21	David Montgomery	vs. Lions	09/07
<b>Rushing Average</b>	6.0	Jahmyr Gibbs	vs. Lions	09/07
<b>Rushing Touchdowns</b>	1	David Montgomery	vs. Lions	09/07
<b>Yards From Scrimmage</b>	110	Christian Kirk	at Jaguars	09/17
<b>Combined Net Yards</b>	110	Christian Kirk	at Jaguars	09/17
<b>Interceptions Made</b>	1	Justin Simmons	vs. Broncos	10/12
		Ashtyn Davis	at Jets	10/01
		C.J. Mosley	at Jets	10/01
		Quindell Johnson	vs. Bears	09/24
		Jack Sanborn	vs. Bears	09/24
		Andre Cisco	at Jaguars	09/17
		Brian Branch	vs. Lions	09/07
<b>Interceptions Thrown</b>	2	Russell Wilson	vs. Broncos	10/12
<b>INT Return Yards</b>	50	Brian Branch	vs. Lions	09/07
<b>Tackles</b>	16	T.J. Edwards	vs. Bears	09/24
<b>Sacks</b>	1.0	Zach Allen	vs. Broncos	10/12
		Jonathon Cooper	vs. Broncos	10/12
		Marcus Davenport	at Vikings	10/08
		Danielle Hunter	at Vikings	10/08
		K'Lavon Chaisson	at Jaguars	09/17
<b>Punts</b>	5	Riley Dixon	vs. Broncos	10/12
		Thomas Morstead	at Jets	10/01
		Trenton Gill	vs. Bears	09/24
		Logan Cooke	at Jaguars	09/17
		Jack Fox	vs. Lions	09/07
<b>Punts Inside the 20</b>	4	Thomas Morstead	at Jets	10/01
		Logan Cooke	at Jaguars	09/17
<b>Punting Average</b>	54.0	Ryan Wright	at Vikings	10/08
<b>Punt Returns</b>	2	Marvin Mims Jr.	vs. Broncos	10/12
		Jamal Agnew	at Jaguars	09/17

## OPPONENTS INDIVIDUAL SINGLE-GAME HIGHS

<b>Punt Return Yards</b>	30	Marvin Mims Jr.	vs. Broncos	10/12
<b>Kickoff Returns</b>	1	Xavier Gipson	at Jets	10/01
<b>Kickoff Return Yards</b>	22	Xavier Gipson	at Jets	10/01
<b>Field Goals Attempted</b>	3	Brandon McManus	at Jaguars	09/17
<b>Field Goals Made</b>	3	Brandon McManus	at Jaguars	09/17

### 2023 REGULAR SEASON OPPONENTS LONGEST PLAYS

<b>Run From Scrimmage</b>	43	Breece Hall	at Jets	10/01
<b>Touchdown Run</b>	8	David Montgomery	vs. Lions	09/07
<b>Passing Long</b>	45	Trevor Lawrence	at Jaguars	09/17
<b>Touchdown Pass Long</b>	11	Russell Wilson	vs. Broncos	10/12
<b>Pass Reception</b>	45	Christian Kirk	at Jaguars	09/17
<b>Touchdown Reception</b>	11	Courtland Sutton	vs. Broncos	10/12
<b>Interception Return</b>	50	Brian Branch	vs. Lions	09/07
<b>Longest INT Return for TD</b>	50	Brian Branch	vs. Lions	09/07
<b>Punt Return</b>	18	Marvin Mims Jr.	vs. Broncos	10/12
<b>Kickoff Return</b>	22	Xavier Gipson	at Jets	10/01
<b>Punt</b>	61	Jack Fox	vs. Lions	09/07
<b>Field Goal</b>	49	Brandon McManus	at Jaguars	09/17
<b>Field Goal Attempt</b>	52	Greg Zuerlein	at Jets	10/01

# BIG YARDAGE GAMES

## 2023 REGULAR SEASON BIG YARDAGE GAMES

### 100-YARD PASS RECEIVERS

DATE	OPPONENT	PLAYER	ATT.	YDS.	AVG.	LG	TD
10/12	vs. Broncos	Travis Kelce	9	124	13.8	40	0

### 100-YARD RUSHERS

DATE	OPPONENT	PLAYER	ATT.	YDS.	AVG.	LG	TD
10/1	at Jets	Isiah Pacheco	20	115	5.8	48T	1

### 300-YARD PASSERS

DATE	OPPONENT	PLAYER	ATT.	YDS.	COMP.	LG	TD
9/17	at Jaguars	Patrick Mahomes	41	305	29	54	2
10/12	vs. Broncos	Patrick Mahomes	40	306	30	40	1

## 2023 OPPONENTS BIG YARDAGE GAMES

### 100-YARD PASS RECEIVERS

DATE	OPPONENT	PLAYER	ATT.	YDS.	AVG.	LG	TD
9/17	at Jaguars	Christian Kirk	11	110	10.0	45	0

# BIG YARDAGE GAMES

## 2023 REGULAR SEASON BIG YARDAGE GAMES

### 100-YARD PASS RECEIVERS

DATE	OPPONENT	PLAYER	ATT.	YDS.	AVG.	LG	TD
10/12	vs. Broncos	Travis Kelce	9	124	13.8	40	0

### 100-YARD RUSHERS

DATE	OPPONENT	PLAYER	ATT.	YDS.	AVG.	LG	TD
10/1	at Jets	Isiah Pacheco	20	115	5.8	48T	1

### 300-YARD PASSERS

DATE	OPPONENT	PLAYER	ATT.	YDS.	COMP.	LG	TD
9/17	at Jaguars	Patrick Mahomes	41	305	29	54	2
10/12	vs. Broncos	Patrick Mahomes	40	306	30	40	1

## 2023 OPPONENTS BIG YARDAGE GAMES

### 100-YARD PASS RECEIVERS

DATE	OPPONENT	PLAYER	ATT.	YDS.	AVG.	LG	TD
9/17	at Jaguars	Christian Kirk	11	110	10.0	45	0



# 100.0+ PASSER RATING

## 2023 REGULAR SEASON 100.0+ PASSER RATING

### CHIEFS

PASSING GAMES															
DATE	OPPONENT	PLAYER	ATT	CMP	YDS	CMP%	YDS/ATT	YDS/CMP	TD	TD%	INT	INT%	LONG	SACK/LOST	RATING
09/24	vs. CHI	Patrick Mahomes	33	24	272	72.73%	8.24	11.33	3	9.09%	0	0.00%	37	0/0	127.30
10/08	at MIN	Patrick Mahomes	41	31	281	75.61%	6.85	9.06	2	4.88%	0	0.00%	33	2/15	109.90
01/21	vs. JAX	Patrick Mahomes	30	22	195	73.33%	6.50	8.86	2	6.67%	0	0.00%	27	0/0	112.50
01/29	vs. CIN	Patrick Mahomes	43	29	326	67.44%	7.58	11.24	2	4.65%	0	0.00%	29	3/11	105.40
02/12	at PHI	Patrick Mahomes	27	21	182	77.78%	6.74	8.67	3	11.11%	0	0.00%	22	0/0	131.80

## 2023 OPPONENTS 100.0+ PASSER RATING

PASSING GAMES															
DATE	OPPONENT	PLAYER	ATT	CMP	YDS	CMP%	YDS/ATT	YDS/CMP	TD	TD%	INT	INT%	LONG	SACK/LOST	RATING
10/01	at NYJ	Zach Wilson	39	28	245	71.79%	6.28	8.75	2	5.13%	0	0.00%	39	2/17	105.20
02/12	at PHI	Jalen Hurts	38	27	304	71.05%	8.00	11.26	1	2.63%	0	0.00%	45t	2/2	103.40

\*Need minimum of 20 attempts to qualify

# WEEK-BY-WEEK RANKINGS

## 2023 REGULAR SEASON

		OFFENSE				DEFENSE			
DATE	OPPONENT	TOTAL	RUSH	PASS	*POINTS SCORED	TOTAL	RUSH	PASS	*POINTS SCORED
09/07	Detroit	12	21	9	T-15	26	24	27	T-18
09/17	at Jacksonville	9	T-20	6	T-22	13	12	19	T-3
09/24	Chicago	5	10	5	9	6	11	6	4
10/01	at N.Y. Jets	3	9	6	9	8	12	8	T-5
10/08	at Minnesota	7	12	7	9	9	11	13	T-5
10/12	Denver	4	11	2	9	6	12	6	2

\*Points per game

# INDIVIDUAL GXG STATS: PASSING

## 2023 REGULAR SEASON INDIVIDUAL GAME-BY-GAME STATS

PASSING:		PATRICK MAHOMES												
DATE	OPP.	ATT	CMP	YDS	CMP%	Y/A	Y/C	TD	TD%	INT	INT%	LG	SK/YD	RATE
09/07	Detroit	39	21	226	53.8%	5.8	10.8	2	5.1%	1	2.6%	34	0/0	77.5
09/17	at Jacksonville	41	29	305	70.7%	7.4	10.5	2	4.9%	1	2.4%	54	1/7	98.1
09/24	Chicago	33	24	272	72.7%	8.2	11.3	3	9.1%	0	0.0%	37	0/0	127.3
10/01	at N.Y. Jets	30	18	203	60.0%	6.8	11.3	1	3.3%	2	6.7%	34	1/6	63.6
10/08	at Minnesota	41	31	281	75.6%	6.9	9.1	2	4.9%	0	0.0%	33	2/15	109.9
10/12	Denver	40	30	306	75.0%	7.7	10.2	1	2.5%	1	2.5%	40	2/13	94.4
10/22	L.A. Chargers													
10/29	at Denver													
11/05	Miami													
11/20	Philadelphia													
11/26	at Las Vegas													
12/03	at Green Bay													
12/10	Buffalo													
12/18	at New England													
12/25	Las Vegas													
12/31	Cincinnati													
01/07	at L.A. Chargers													
<b>TOTALS</b>		<b>224</b>	<b>153</b>	<b>1,593</b>	<b>68.3%</b>	<b>7.1</b>	<b>10.4</b>	<b>11</b>	<b>4.9%</b>	<b>5</b>	<b>2.2%</b>	<b>54</b>	<b>6/41</b>	<b>95.7</b>

PASSING:		BLAINE GABBERT												
DATE	OPP.	ATT	CMP	YDS	CMP%	Y/A	Y/C	TD	TD%	INT	INT%	LG	SK/YD	RATE
09/07	Detroit													
09/17	at Jacksonville													
09/24	Chicago	5	3	31	60.0%	6.2	10.3	0	0.0%	2	40.0%	15	0/0	38.3
10/01	at N.Y. Jets													
10/08	at Minnesota													
10/12	Denver													
10/22	L.A. Chargers													
10/29	at Denver													
11/05	Miami													
11/20	Philadelphia													
11/26	at Las Vegas													
12/03	at Green Bay													
12/10	Buffalo													
12/18	at New England													
12/25	Las Vegas													
12/31	Cincinnati													
01/07	at L.A. Chargers													
<b>TOTALS</b>		<b>5</b>	<b>3</b>	<b>31</b>	<b>60.0%</b>	<b>6.2</b>	<b>10.3</b>	<b>0</b>	<b>0.0%</b>	<b>2</b>	<b>40.0%</b>	<b>15</b>	<b>0/0</b>	<b>38.3</b>

PASSING:		KADARIUS TONEY												
DATE	OPP.	ATT	CMP	YDS	CMP%	Y/A	Y/C	TD	TD%	INT	INT%	LG	SK/YD	RATE
09/07	Detroit	0	0	0	0.0%	0.0	0.0	0	0.0%	0	0.0%	0	0/0	0.0
09/17	at Jacksonville	0	0	0	0.0%	0.0	0.0	0	0.0%	0	0.0%	0	0/0	0.0
09/24	Chicago	0	0	0	0.0%	0.0	0.0	0	0.0%	0	0.0%	0	0/0	0.0
10/01	at N.Y. Jets	0	0	0	0.0%	0.0	0.0	0	0.0%	0	0.0%	0	0/0	0.0
10/08	at Minnesota	0	0	0	0.0%	0.0	0.0	0	0.0%	0	0.0%	0	0/0	0.0
10/12	Denver	1	0	0	0.0%	0.0	0.0	0	0.0%	0	0.0%	0	0/0	39.6
10/22	L.A. Chargers													
10/29	at Denver													
11/05	Miami													
11/20	Philadelphia													
11/26	at Las Vegas													
12/03	at Green Bay													
12/10	Buffalo													
12/18	at New England													
12/25	Las Vegas													
12/31	Cincinnati													
01/07	at L.A. Chargers													
<b>TOTALS</b>		<b>1</b>	<b>0</b>	<b>0</b>	<b>0.0%</b>	<b>0.0</b>	<b>0.0</b>	<b>0</b>	<b>0.0%</b>	<b>0</b>	<b>0.0%</b>	<b>0</b>	<b>0/0</b>	<b>39.6</b>

# INDIVIDUAL GXG STATS: PASSING

PASSING:		CHRIS OLADOKUN												
DATE	OPP.	ATT	CMP	YDS	CMP%	Y/A	Y/C	TD	TD%	INT	INT%	LG	SK/YD	RATE
09/07	Detroit													
09/17	at Jacksonville													
09/24	Chicago													
10/01	at N.Y. Jets													
10/08	at Minnesota													
10/12	Denver													
10/22	L.A. Chargers													
10/29	at Denver													
11/05	Miami													
11/20	Philadelphia													
11/26	at Las Vegas													
12/03	at Green Bay													
12/10	Buffalo													
12/18	at New England													
12/25	Las Vegas													
12/31	Cincinnati													
01/07	at L.A. Chargers													
<b>TOTALS</b>		<b>0</b>	<b>0</b>	<b>0</b>	<b>0.0%</b>	<b>0.0</b>	<b>0.0</b>	<b>0</b>	<b>0.0%</b>	<b>0</b>	<b>0.0%</b>	<b>--</b>	<b>0/0</b>	<b>0.0</b>

# INDIVIDUAL GXG STATS: RUSHING

## 2023 REGULAR SEASON INDIVIDUAL GAME-BY-GAME STATS

RUSHING:		CLYDE EDWARDS-HELAIRE					BLAINE GABBERT					NOAH GRAY				
DATE	OPP.	NO.	YDS	AVG	LG	TD	NO.	YDS	AVG	LG	TD	NO.	YDS	AVG	LG	TD
09/07	Detroit	6	22	3.7	5	0	DID NOT PLAY					0	0	0.0	--	0
09/17	at Jacksonville	1	0	0.0	--	0	DID NOT PLAY					0	0	0.0	--	0
09/24	Chicago	15	55	3.7	16	1	2	-1	-0.5	--	0	0	0	0.0	--	0
10/01	at N.Y. Jets	3	12	4.0	9	0	DID NOT PLAY					0	0	0.0	--	0
10/08	at Minnesota	3	4	1.3	2	0	DID NOT PLAY					0	0	0.0	--	0
10/12	Denver	2	7	3.5	7	0	DID NOT PLAY					1	1	1.0	1	0
10/22	L.A. Chargers															
10/29	at Denver															
11/05	Miami															
11/20	Philadelphia															
11/26	at Las Vegas															
12/03	at Green Bay															
12/10	Buffalo															
12/18	at New England															
12/25	Las Vegas															
12/31	Cincinnati															
01/07	at L.A. Chargers															
<b>TOTALS</b>		<b>30</b>	<b>100</b>	<b>3.3</b>	<b>16</b>	<b>1</b>	<b>2</b>	<b>-1</b>	<b>-0.5</b>	<b>--</b>	<b>0</b>	<b>1</b>	<b>1</b>	<b>1.0</b>	<b>1</b>	<b>0</b>

RUSHING:		PATRICK MAHOMES					JERICK MCKINNON					SKYY MOORE				
DATE	OPP.	NO.	YDS	AVG	LG	TD	NO.	YDS	AVG	LG	TD	NO.	YDS	AVG	LG	TD
09/07	Detroit	6	45	7.5	16	0	0	0	0.0	--	0	1	4	4.0	4	0
09/17	at Jacksonville	7	30	4.3	14	0	1	-2	-2.0	-2	0	0	0	0.0	--	0
09/24	Chicago	3	28	9.3	15	0	2	9	4.5	10	0	0	0	0.0	--	0
10/01	at N.Y. Jets	7	51	7.3	25	0	3	7	2.3	3	0	2	19	9.5	11	0
10/08	at Minnesota	0	0	0.0	--	0	1	7	7.0	7	0	0	0	0.0	--	0
10/12	Denver	6	31	5.2	15	0	0	0	0.0	--	0	0	0	0.0	--	0
10/22	L.A. Chargers															
10/29	at Denver															
11/05	Miami															
11/20	Philadelphia															
11/26	at Las Vegas															
12/03	at Green Bay															
12/10	Buffalo															
12/18	at New England															
12/25	Las Vegas															
12/31	Cincinnati															
01/07	at L.A. Chargers															
<b>TOTALS</b>		<b>29</b>	<b>185</b>	<b>6.4</b>	<b>25</b>	<b>0</b>	<b>7</b>	<b>21</b>	<b>3.0</b>	<b>10</b>	<b>0</b>	<b>3</b>	<b>23</b>	<b>7.7</b>	<b>11</b>	<b>0</b>

RUSHING:		ISIAH PACHECO					RASHEE RICE					KADARIUS TONEY				
DATE	OPP.	NO.	YDS	AVG	LG	TD	NO.	YDS	AVG	LG	TD	NO.	YDS	AVG	LG	TD
09/07	Detroit	8	23	2.9	7	0	1	-3	-3.0	-3	0	1	-1	-1.0	-1	0
09/17	at Jacksonville	12	70	5.8	31	0	0	0	0.0	--	0	1	3	3.0	3	0
09/24	Chicago	15	62	4.1	18	1	0	0	0.0	--	0	0	0	0.0	--	0
10/01	at N.Y. Jets	20	115	5.8	48t	1	0	0	0.0	--	0	0	0	0.0	--	0
10/08	at Minnesota	16	55	3.4	11	1	0	0	0.0	--	0	1	1	1.0	1	0
10/12	Denver	16	62	3.9	15	0	0	0	0.0	--	0	2	-5	-2.5	-2	0
10/22	L.A. Chargers															
10/29	at Denver															
11/05	Miami															
11/20	Philadelphia															
11/26	at Las Vegas															
12/03	at Green Bay															
12/10	Buffalo															
12/18	at New England															
12/25	Las Vegas															
12/31	Cincinnati															
01/07	at L.A. Chargers															
<b>TOTALS</b>		<b>87</b>	<b>387</b>	<b>4.4</b>	<b>48T</b>	<b>3</b>	<b>1</b>	<b>-3</b>	<b>-3.0</b>	<b>-3</b>	<b>0</b>	<b>5</b>	<b>-2</b>	<b>-0.4</b>	<b>3</b>	<b>0</b>

# INDIVIDUAL GXG STATS: RECEIVING

## 2023 REGULAR SEASON INDIVIDUAL GAME-BY-GAME STATS

RECEIVING:		BLAKE BELL					CLYDE EDWARDS-HELAIRE					NOAH GRAY				
DATE	OPP.	NO.	YDS	AVG	LG	TD	NO.	YDS	AVG	LG	TD	NO.	YDS	AVG	LG	TD
09/07	Detroit	2	12	6.0	8	1	1	7	7.0	7	0	3	31	10.3	24	0
09/17	at Jacksonville	0	0	0.0	--	0	2	17	8.5	10	0	3	38	12.7	16	0
09/24	Chicago	0	0	0.0	--	0	1	2	2.0	2	0	1	9	9.0	9	0
10/01	at N.Y. Jets	0	0	0.0	--	0	1	1	1.0	1	0	1	34	34.0	34t	1
10/08	at Minnesota	0	0	0.0	--	0	0	0	0.0	--	0	2	21	10.5	12	0
10/12	Denver	0	0	0.0	--	0	1	9	9.0	9	0	2	14	7.0	7	0
10/22	L.A. Chargers															
10/29	at Denver															
11/05	Miami															
11/20	Philadelphia															
11/26	at Las Vegas															
12/03	at Green Bay															
12/10	Buffalo															
12/18	at New England															
12/25	Las Vegas															
12/31	Cincinnati															
01/07	at L.A. Chargers															
<b>TOTALS</b>		<b>2</b>	<b>12</b>	<b>6.0</b>	<b>8</b>	<b>1</b>	<b>6</b>	<b>36</b>	<b>6.0</b>	<b>10</b>	<b>0</b>	<b>12</b>	<b>147</b>	<b>12.3</b>	<b>34T</b>	<b>1</b>

RECEIVING:		RICHIE JAMES					TRAVIS KELCE					JERICK MCKINNON				
DATE	OPP.	NO.	YDS	AVG	LG	TD	NO.	YDS	AVG	LG	TD	NO.	YDS	AVG	LG	TD
09/07	Detroit	1	6	6.0	6	0	<i>INACTIVE</i>					1	10	10.0	10	0
09/17	at Jacksonville	0	0	0.0	--	0	4	26	6.5	9t	1	3	24	8.0	11	0
09/24	Chicago	<i>RESERVE/INJURED</i>					7	69	9.9	24	1	3	19	6.3	10	2
10/01	at N.Y. Jets	<i>RESERVE/INJURED</i>					6	60	10.0	16	0	0	0	0.0	--	0
10/08	at Minnesota	<i>RESERVE/INJURED</i>					10	67	6.7	14	1	2	18	9.0	15	0
10/12	Denver	<i>RESERVE/INJURED</i>					9	124	13.8	40	0	3	20	6.7	9	0
10/22	L.A. Chargers															
10/29	at Denver															
11/05	Miami															
11/20	Philadelphia															
11/26	at Las Vegas															
12/03	at Green Bay															
12/10	Buffalo															
12/18	at New England															
12/25	Las Vegas															
12/31	Cincinnati															
01/07	at L.A. Chargers															
<b>TOTALS</b>		<b>1</b>	<b>6</b>	<b>6.0</b>	<b>6</b>	<b>0</b>	<b>36</b>	<b>346</b>	<b>9.6</b>	<b>40</b>	<b>3</b>	<b>12</b>	<b>91</b>	<b>7.6</b>	<b>15</b>	<b>2</b>

RECEIVING:		SKYY MOORE					ISIAH PACHECO					RASHEE RICE				
DATE	OPP.	NO.	YDS	AVG	LG	TD	NO.	YDS	AVG	LG	TD	NO.	YDS	AVG	LG	TD
09/07	Detroit	0	0	0.0	--	0	4	31	7.8	10	0	3	29	9.7	25	1
09/17	at Jacksonville	3	70	23.3	54	1	1	0	0.0	--	0	2	20	10.0	15	0
09/24	Chicago	4	42	10.5	21	0	2	16	8.0	9	0	5	59	11.8	15	0
10/01	at N.Y. Jets	0	0	0.0	--	0	3	43	14.3	33	0	3	32	10.7	18	0
10/08	at Minnesota	2	11	5.5	7	0	1	9	9.0	9	0	4	33	8.3	13	1
10/12	Denver	2	22	11.0	12	0	6	36	6.0	9	0	4	72	18.0	28	0
10/22	L.A. Chargers															
10/29	at Denver															
11/05	Miami															
11/20	Philadelphia															
11/26	at Las Vegas															
12/03	at Green Bay															
12/10	Buffalo															
12/18	at New England															
12/25	Las Vegas															
12/31	Cincinnati															
01/07	at L.A. Chargers															
<b>TOTALS</b>		<b>11</b>	<b>145</b>	<b>13.2</b>	<b>54</b>	<b>1</b>	<b>17</b>	<b>135</b>	<b>7.9</b>	<b>33</b>	<b>0</b>	<b>21</b>	<b>245</b>	<b>11.7</b>	<b>28</b>	<b>2</b>

# INDIVIDUAL GXG STATS: RECEIVING

RECEIVING:		JUSTYN ROSS					KADARIUS TONEY					MARQUEZ VALDES-SCANTLING				
DATE	OPP.	NO.	YDS	AVG	LG	TD	NO.	YDS	AVG	LG	TD	NO.	YDS	AVG	LG	TD
09/07	Detroit	1	6	6.0	6	0	1	1	1.0	1	0	2	48	24.0	34	0
09/17	at Jacksonville	0	0	0.0	--	0	5	35	7.0	17	0	2	13	6.5	8	0
09/24	Chicago	0	0	0.0	--	0	1	-1	-1.0	-1	0	1	37	37.0	37	0
10/01	at N.Y. Jets	0	0	0.0	--	0	2	22	11.0	15	0	1	6	6.0	6	0
10/08	at Minnesota	2	28	14.0	20	0	5	26	5.2	9	0	1	12	12.0	12	0
10/12	Denver	0	0	0.0	--	0	3	9	3.0	5	1	0	0	0.0	--	0
10/22	L.A. Chargers															
10/29	at Denver															
11/05	Miami															
11/20	Philadelphia															
11/26	at Las Vegas															
12/03	at Green Bay															
12/10	Buffalo															
12/18	at New England															
12/25	Las Vegas															
12/31	Cincinnati															
01/07	at L.A. Chargers															
<b>TOTALS</b>		<b>3</b>	<b>34</b>	<b>11.3</b>	<b>20</b>	<b>0</b>	<b>17</b>	<b>92</b>	<b>5.4</b>	<b>17</b>	<b>1</b>	<b>7</b>	<b>116</b>	<b>16.6</b>	<b>37</b>	<b>0</b>

RECEIVING:		JUSTIN WATSON				
DATE	OPP.	NO.	YDS	AVG	LG	TD
09/07	Detroit	2	45	22.5	26	0
09/17	at Jacksonville	3	62	20.7	34	0
09/24	Chicago	2	51	25.5	37	0
10/01	at N.Y. Jets	1	5	5.0	5	0
10/08	at Minnesota	2	56	28.0	33	0
10/12	Denver	0	0	0.0	--	0
10/22	L.A. Chargers					
10/29	at Denver					
11/05	Miami					
11/20	Philadelphia					
11/26	at Las Vegas					
12/03	at Green Bay					
12/10	Buffalo					
12/18	at New England					
12/25	Las Vegas					
12/31	Cincinnati					
01/07	at L.A. Chargers					
<b>TOTALS</b>		<b>10</b>	<b>219</b>	<b>21.9</b>	<b>37</b>	<b>0</b>

# INDIVIDUAL GXG STATS: PUNTING

## 2023 REGULAR SEASON INDIVIDUAL GAME-BY-GAME STATS

PUNTING:		TOMMY TOWNSEND							
DATE	OPP.	NO.	YDS	AVG	TB	IN 20	LG	NET	BLK
09/07	Detroit	5	247	49.4	0	3	58	46.2	0
09/17	at Jacksonville	4	193	48.3	0	1	58	47.0	0
09/24	Chicago	1	55	55.0	0	1	55	55.0	0
10/01	at N.Y. Jets	2	98	49.0	0	1	53	43.5	0
10/08	at Minnesota	3	140	46.7	1	1	58	39.0	0
10/12	Denver	3	144	48.0	0	1	62	38.0	0
10/22	L.A. Chargers								
10/29	at Denver								
11/05	Miami								
11/20	Philadelphia								
11/26	at Las Vegas								
12/03	at Green Bay								
12/10	Buffalo								
12/18	at New England								
12/25	Las Vegas								
12/31	Cincinnati								
01/07	at L.A. Chargers								
<b>TOTALS</b>		<b>18</b>	<b>877</b>	<b>48.7</b>	<b>1</b>	<b>8</b>	<b>62</b>	<b>44.0</b>	<b>0</b>



# INDIVIDUAL GXG STATS: FIELD GOALS

## 2023 REGULAR SEASON INDIVIDUAL GAME-BY-GAME STATS

FIELD GOALS:		HARRISON BUTKER									
DATE	OPP.	0-19	20-29	30-39	40-49	50+	TOTAL	FGM	FGA	PCT	LG
09/07	Detroit	0/0	0/0	2/2	0/0	0/0	2/2	2	2	100.0%	39
09/17	at Jacksonville	0/0	0/0	1/1	0/0	0/0	1/1	1	1	100.0%	38
09/24	Chicago	0/0	0/0	1/1	1/1	0/0	2/2	2	2	100.0%	41
10/01	at N.Y. Jets	0/0	1/1	2/2	0/0	0/0	3/3	3	3	100.0%	37
10/08	at Minnesota	0/0	0/0	1/1	1/1	0/0	2/2	2	2	100.0%	40
10/12	Denver	0/0	1/1	1/1	0/0	2/2	4/4	4	4	100.0%	60
10/22	L.A. Chargers										
10/29	at Denver										
11/05	Miami										
11/20	Philadelphia										
11/26	at Las Vegas										
12/03	at Green Bay										
12/10	Buffalo										
12/18	at New England										
12/25	Las Vegas										
12/31	Cincinnati										
01/07	at L.A. Chargers										
<b>TOTALS</b>		<b>0/0</b>	<b>2/2</b>	<b>8/8</b>	<b>2/2</b>	<b>2/2</b>	<b>14/14</b>	<b>14</b>	<b>14</b>	<b>100.0%</b>	<b>60</b>

# INDIVIDUAL GXG STATS: DEFENSIVE

## 2023 REGULAR SEASON INDIVIDUAL DEFENSIVE GAME-BY-GAME STATS

		FELIX ANUDIKE-UZOMAH						NICK BOLTON						LEO CHENAL					
DATE	OPP.	TFL		SK SKY	INT FR FF	PR PD	TFL		SK SKY	INT FR FF	PR PD	TFL		SK SKY	INT FR FF	PR PD			
		S	A TK				S	A TK				S	A TK						
09/07	Detroit	2	0 2	0 0	0.0 0.0	0 0 0	2 0	4 3 7	0 0	0.0 0.0	0 0 0	0 0	3 3 6	0 0	0.0 0.0	0 0 0	0 0		
09/17	at Jacksonville	1	1 2	0 0	0.5 1.0	0 0 1	0 0	5 3 8	0 0	0.0 0.0	0 0 0	0 0	3 1 4	1 1	0.0 0.0	0 0 0	0 0		
09/24	Chicago	2	1 3	0 0	0.0 0.0	0 0 0	0 0	INACTIVE						3	1 4	0 0	0.0 0.0	0 0 0	1 0
10/01	at N.Y. Jets	0	1 1	0 0	0.0 0.0	0 0 0	1 0	INACTIVE						4	0 4	1 1	0.0 0.0	0 0 0	0 0
10/08	at Minnesota	0	1 1	0 0	0.0 0.0	0 0 0	1 0	INACTIVE						1	0 1	1 8	1.0 8.0	0 0 0	1 0
10/12	Denver	0	0 0	0 0	0.0 0.0	0 0 0	0 0	3 1 4	0 0	0.0 0.0	1 0 0	0 1	2 0 2	1 2	0.0 0.0	0 0 0	0 0		
10/22	L.A. Chargers																		
10/29	at Denver																		
11/05	Miami																		
11/20	Philadelphia																		
11/26	at Las Vegas																		
12/03	at Green Bay																		
12/10	Buffalo																		
12/18	at New England																		
12/25	Las Vegas																		
12/31	Cincinnati																		
01/07	at L.A. Chargers																		
<b>TOTALS</b>		<b>5</b>	<b>4 9</b>	<b>0 0</b>	<b>0.5 1.0</b>	<b>0 0 1</b>	<b>4 0</b>	<b>12 7 19</b>	<b>0 0</b>	<b>0.0 0.0</b>	<b>1 0 0</b>	<b>0 1</b>	<b>16 5 21</b>	<b>4 12</b>	<b>1.0 8.0</b>	<b>0 0 0</b>	<b>2 0</b>		

		KEONDRE COBURN						JACK COCHRANE						CHAMARRI CONNER						
DATE	OPP.	TFL		SK SKY	INT FR FF	PR PD	TFL		SK SKY	INT FR FF	PR PD	TFL		SK SKY	INT FR FF	PR PD				
		S	A TK				S	A TK				S	A TK							
09/07	Detroit	1	0 1	1 0	0.0 0.0	0 0 0	0 0	0 0 0	0 0	0.0 0.0	0 0 0	0 0	0 0 0	0 0	0.0 0.0	0 0 0	0 0			
09/17	at Jacksonville			INACTIVE						0	0 0	0 0	0.0 0.0	0 0 0	0 0	0 0 0	0 0			
09/24	Chicago			INACTIVE						1	2 3	0 0	0.0 0.0	0 0 0	0 0	0 0 0	0 0			
10/01	at N.Y. Jets			INACTIVE						0	0 0	0 0	0.0 0.0	0 0 0	0 0	2 0 2	0 0	0.0 0.0	0 0 0	0 0
10/08	at Minnesota			INACTIVE						0	0 0	0 0	0.0 0.0	0 0 0	0 0	0 0 0	0 0	0.0 0.0	0 0 0	0 0
10/12	Denver			INACTIVE						0	0 0	0 0	0.0 0.0	0 0 0	0 0	1 0 1	1 1	0.0 0.0	0 0 0	0 0
10/22	L.A. Chargers																			
10/29	at Denver																			
11/05	Miami																			
11/20	Philadelphia																			
11/26	at Las Vegas																			
12/03	at Green Bay																			
12/10	Buffalo																			
12/18	at New England																			
12/25	Las Vegas																			
12/31	Cincinnati																			
01/07	at L.A. Chargers																			
<b>TOTALS</b>		<b>1</b>	<b>0 1</b>	<b>1 0</b>	<b>0.0 0.0</b>	<b>0 0 0</b>	<b>0 0</b>	<b>1 2 3</b>	<b>0 0</b>	<b>0.0 0.0</b>	<b>0 0 0</b>	<b>0 0</b>	<b>3 1 4</b>	<b>1 1</b>	<b>0.0 0.0</b>	<b>0 0 0</b>	<b>0 0</b>			

		BRYAN COOK						MIKE DANNA						MATT DICKERSON					
DATE	OPP.	TFL		SK SKY	INT FR FF	PR PD	TFL		SK SKY	INT FR FF	PR PD	TFL		SK SKY	INT FR FF	PR PD			
		S	A TK				S	A TK				S	A TK						
09/07	Detroit	4	3 7	0 0	0.0 0.0	0 1 0	0 0	4 2 6	1 3	1.0 3.0	0 0 0	1 1	1 2 3	0 0	0.0 0.0	0 0 0	0 0		
09/17	at Jacksonville	1	1 2	0 0	0.0 0.0	0 0 0	0 1	0 2 2	0 0	0.5 2.0	0 0 0	1 0	PRACTICE SQUAD						
09/24	Chicago	3	1 4	0 0	0.0 0.0	0 0 0	0 0	3 0 3	1 4	1.0 4.0	0 0 0	1 0	PRACTICE SQUAD						
10/01	at N.Y. Jets	1	1 2	0 0	0.0 0.0	0 0 0	0 0	2 2 4	0 0	0.0 0.0	0 0 0	0 1	0 0 0	0 0	0.0 0.0	0 0 0	0 0		
10/08	at Minnesota	2	1 3	1 0	0.0 0.0	0 1 0	0 0	2 1 3	1 10	1.0 10.0	0 0 0	2 0	INACTIVE						
10/12	Denver	1	1 2	0 0	0.0 0.0	0 0 0	0 0	1 0 1	0 0	0.0 0.0	0 0 0	0 0	0 0 0	0 0	0.0 0.0	0 0 0	0 0		
10/22	L.A. Chargers																		
10/29	at Denver																		
11/05	Miami																		
11/20	Philadelphia																		
11/26	at Las Vegas																		
12/03	at Green Bay																		
12/10	Buffalo																		
12/18	at New England																		
12/25	Las Vegas																		
12/31	Cincinnati																		
01/07	at L.A. Chargers																		
<b>TOTALS</b>		<b>12</b>	<b>8 20</b>	<b>1 0</b>	<b>0.0 0.0</b>	<b>0 2 0</b>	<b>0 1</b>	<b>12 7 19</b>	<b>3 17</b>	<b>3.5 19.0</b>	<b>0 0 0</b>	<b>5 2</b>	<b>1 2 3</b>	<b>0 0</b>	<b>0.0 0.0</b>	<b>0 0 0</b>	<b>0 0</b>		

# INDIVIDUAL GXG STATS: DEFENSIVE

DATE	MIKE EDWARDS								WILLIE GAY						MALIK HERRING																						
	S	A	TK	TFL	LY	SK	Y	INT	FR	FF	PR	PD	S	A	TK	TFL	LY	SK	Y	INT	FR	FF	PR	PD	S	A	TK	TFL	LY	SK	Y	INT	FR	FF	PR	PD	
09/07	1	1	2	0	0	0.0	0.0	0	0	0	0	0	2	1	3	0	0	0.0	0.0	0	0	0	0	0	0	0	0	0	0	0	0	0	0	0	0	0	0
09/17	2	1	3	0	0	0.0	0.0	0	0	0	0	0	1	1	2	0	0	0.0	0.0	0	0	0	0	0	0	0	0	0	0	0	0	0	0	0	0	1	0
09/24	0	1	1	0	0	0.0	0.0	1	0	0	0	1	1	1	2	0	0	0.0	0.0	0	1	0	0	0	1	2	3	0	0	0.0	0.0	0	0	0	0	0	
10/01	4	0	4	1	10	1.0	10.0	0	0	0	1	1	3	1	4	0	0	0.0	0.0	0	0	0	1	1	0	0	0	0	0	0	0	0	0	0	0	0	
10/08	1	0	1	1	0	0.0	0.0	0	0	0	0	1	4	2	6	0	0	0.0	0.0	0	0	0	1	0	0	0	0	0	0	0	0	0	0	0	0	0	
10/12	1	0	1	0	0	0.0	0.0	0	0	0	0	1	5	1	6	0	0	0.0	0.0	0	1	0	0	1	1	1	2	1	0	0.5	0.0	0	0	0	1	0	
10/22																																					
10/29																																					
11/05																																					
11/20																																					
11/26																																					
12/03																																					
12/10																																					
12/18																																					
12/25																																					
12/31																																					
01/07																																					
<b>TOTALS</b>	<b>9</b>	<b>3</b>	<b>12</b>	<b>2</b>	<b>10</b>	<b>1.0</b>	<b>10.0</b>	<b>1</b>	<b>0</b>	<b>0</b>	<b>1</b>	<b>4</b>	<b>16</b>	<b>7</b>	<b>23</b>	<b>0</b>	<b>0</b>	<b>0.0</b>	<b>0.0</b>	<b>0</b>	<b>2</b>	<b>0</b>	<b>2</b>	<b>2</b>	<b>2</b>	<b>3</b>	<b>5</b>	<b>1</b>	<b>0</b>	<b>0.5</b>	<b>0.0</b>	<b>0</b>	<b>0</b>	<b>0</b>	<b>2</b>	<b>0</b>	



# INDIVIDUAL GXG STATS: DEFENSIVE

		JOSHUA WILLIAMS											
DATE	OPP	S A TK			TFL		SK SKY		INT FR FF			PR PD	
		S	A	TK	TFL	Y	SK	SKY	INT	FR	FF	PR	PD
09/07	Detroit	2	0	2	0	0	0.0	0.0	0	0	0	0	0
09/17	at Jacksonville	1	0	1	0	0	0.0	0.0	0	0	0	0	0
09/24	Chicago	2	0	2	0	0	0.0	0.0	0	0	0	0	1
10/01	at N.Y. Jets	2	0	2	1	3	0.0	0.0	0	0	0	0	0
10/08	at Minnesota	2	2	4	0	0	0.0	0.0	0	0	0	0	0
10/12	Denver	1	1	2	0	0	0.0	0.0	0	0	0	0	0
10/22	L.A. Chargers												
10/29	at Denver												
11/05	Miami												
11/20	Philadelphia												
11/26	at Las Vegas												
12/03	at Green Bay												
12/10	Buffalo												
12/18	at New England												
12/25	Las Vegas												
12/31	Cincinnati												
01/07	at L.A. Chargers												
<b>TOTALS</b>		<b>10</b>	<b>3</b>	<b>13</b>	<b>1</b>	<b>3</b>	<b>0.0</b>	<b>0.0</b>	<b>0</b>	<b>0</b>	<b>0</b>	<b>0</b>	<b>1</b>

# INDIVIDUAL GXG STATS: SPECIAL TEAMS

## 2023 REGULAR SEASON INDIVIDUAL SPECIAL TEAMS GAME-BY-GAME STATS

DATE	OPP.	LEO CHENAL			JACK COCHRANE			CHAMARRI CONNER			NOAH GRAY		
		TKL	AST	TOT	TKL	AST	TOT	TKL	AST	TOT	TKL	AST	TOT
09/07	Detroit	0	0	0	0	0	0	1	0	1	0	0	0
09/17	at Jacksonville	0	0	0	1	0	1	0	0	0	0	0	0
09/24	Chicago	0	0	0	0	0	0	0	0	0	0	0	0
10/01	at N.Y. Jets	0	2	2	0	0	0	0	0	0	0	0	0
10/08	at Minnesota	0	0	0	0	0	0	0	0	0	0	0	0
10/12	Denver	0	0	0	1	0	1	0	0	0	1	0	1
10/22	L.A. Chargers												
10/29	at Denver												
11/05	Miami												
11/20	Philadelphia												
11/26	at Las Vegas												
12/03	at Green Bay												
12/10	Buffalo												
12/18	at New England												
12/25	Las Vegas												
12/31	Cincinnati												
01/07	at L.A. Chargers												
<b>TOTALS</b>		<b>0</b>	<b>2</b>	<b>2</b>	<b>2</b>	<b>0</b>	<b>2</b>	<b>1</b>	<b>0</b>	<b>1</b>	<b>1</b>	<b>0</b>	<b>1</b>

DATE	OPP.	CAM JONES			MONTRELL WASHINGTON			JAYLEN WATSON			JAMES WINCHESTER		
		TKL	AST	TOT	TKL	AST	TOT	TKL	AST	TOT	TKL	AST	TOT
09/07	Detroit	0	0	0	PRACTICE SQUAD			0	0	0	0	0	0
09/17	at Jacksonville	1	0	1	PRACTICE SQUAD			0	0	0	0	0	0
09/24	Chicago	0	0	0	PRACTICE SQUAD			0	0	0	0	0	0
10/01	at N.Y. Jets	1	0	1	0	0	0	INACTIVE			1	0	1
10/08	at Minnesota	0	0	0	0	0	0	1	0	1	0	0	0
10/12	Denver	0	0	0	0	0	0	0	0	0	0	0	0
10/22	L.A. Chargers												
10/29	at Denver												
11/05	Miami												
11/20	Philadelphia												
11/26	at Las Vegas												
12/03	at Green Bay												
12/10	Buffalo												
12/18	at New England												
12/25	Las Vegas												
12/31	Cincinnati												
01/07	at L.A. Chargers												
<b>TOTALS</b>		<b>2</b>	<b>0</b>	<b>2</b>	<b>0</b>	<b>0</b>	<b>0</b>	<b>1</b>	<b>0</b>	<b>1</b>	<b>1</b>	<b>0</b>	<b>1</b>

# INDIVIDUAL GXG STATS: PUNT RETURNS

## 2023 REGULAR SEASON INDIVIDUAL GAME-BY-GAME STATS

PUNT RETURNS:		RICHIE JAMES						MONTRELL WASHINGTON					
DATE	OPP.	NO.	YDS	AVG	LG	FC	TD	NO.	YDS	AVG	LG	FC	TD
09/07	Detroit	3	16	5.3	9	1	0	PRACTICE SQUAD					
09/17	at Jacksonville	3	8	2.7	4	1	0	PRACTICE SQUAD					
09/24	Chicago	RESERVE/INJURED						PRACTICE SQUAD					
10/01	at N.Y. Jets	RESERVE/INJURED						1	10	10.0	10	3	0
10/08	at Minnesota	RESERVE/INJURED						1	8	8.0	8	0	0
10/12	Denver	RESERVE/INJURED						3	10	3.3	10	0	0
10/22	L.A. Chargers												
10/29	at Denver												
11/05	Miami												
11/20	Philadelphia												
11/26	at Las Vegas												
12/03	at Green Bay												
12/10	Buffalo												
12/18	at New England												
12/25	Las Vegas												
12/31	Cincinnati												
01/07	at L.A. Chargers												
<b>TOTALS</b>		<b>6</b>	<b>24</b>	<b>4.0</b>	<b>9</b>	<b>2</b>	<b>0</b>	<b>5</b>	<b>28</b>	<b>5.6</b>	<b>10</b>	<b>3</b>	<b>0</b>

# INDIVIDUAL GXG STATS: KICKOFF RETURNS

## 2023 PRESEASON INDIVIDUAL GAME-BY-GAME STATS

KICKOFF RETURNS:		RICHIE JAMES						DENERIC PRINCE						NIKKO REMIGIO					
DATE	OPP.	NO.	YDS	AVG	LG	FC	TD	NO.	YDS	AVG	LG	FC	TD	NO.	YDS	AVG	LG	FC	TD
08/13	at New Orleans	1	31	31.0	31	0	0	2	36	18.0	20	0	0	1	21	21.0	21	0	0
08/19	at Arizona	0	0	0.0	0	0	0	1	21	21.0	21	0	0	DID NOT PLAY					
08/26	Cleveland	0	0	0.0	0	0	0	3	55	18.3	22	0	0	DID NOT PLAY					
<b>TOTALS</b>		<b>1</b>	<b>31</b>	<b>31.0</b>	<b>31</b>	<b>0</b>	<b>0</b>	<b>6</b>	<b>112</b>	<b>18.7</b>	<b>22</b>	<b>0</b>	<b>0</b>	<b>1</b>	<b>21</b>	<b>21.0</b>	<b>21</b>	<b>0</b>	<b>0</b>

KICKOFF RETURNS:		IHMIR SMITH-MARSETTE					
DATE	OPP.	NO.	YDS	AVG	LG	FC	TD
08/13	at New Orleans	1	6	6.0	6	0	0
08/19	at Arizona	0	0	0.0	0	0	0
08/26	Cleveland	0	0	0.0	0	0	0
<b>TOTALS</b>		<b>1</b>	<b>6</b>	<b>6.0</b>	<b>6</b>	<b>0</b>	<b>0</b>



# PLAYER PARTICIPATION

## 2023 REGULAR SEASON KANSAS CITY CHIEFS PLAYER PARTICIPATION

PLAYERS	DET	AT JAX	CHI	AT NYJ	AT MIN	DEN												GP	GS	DNP	IN
	9/7	9/17	9/24	10/1	10/8	10/12	10/22	10/29	11/5	11/20	11/26	12/3	12/10	12/18	12/25	12/31	1/7				
Nick Allegretti	P	P	P	P	P	P	-	-	-	-	-	-	-	-	-	-	-	6	0	0	0
Felix Anudike-Uzomah	P	P	P	P	P	P	-	-	-	-	-	-	-	-	-	-	-	6	0	0	0
Blake Bell	P	P	P	P	P	P	-	-	-	-	-	-	-	-	-	-	-	6	0	0	0
Nick Bolton	<b>LB</b>	<b>LB</b>	*	*	*	<b>LB</b>	-	-	-	-	-	-	-	-	-	-	-	3	3	0	3
Ekow Boye-Doe	<i>PS</i>	<i>PS</i>	<i>PS</i>	<i>PS</i>	<i>PS</i>	<i>PS</i>	-	-	-	-	-	-	-	-	-	-	-	0	0	0	0
Deon Bush	<i>PS</i>	<i>PS</i>	<i>PS</i>	<i>PS</i>	<i>PS</i>	<i>PS</i>	-	-	-	-	-	-	-	-	-	-	-	0	0	0	0
Matt Bushman	P	<i>PS</i>	<i>PS</i>	<i>PS</i>	<i>PS</i>	<i>PS</i>	-	-	-	-	-	-	-	-	-	-	-	1	0	0	0
Harrison Butker	P	P	P	P	P	P	-	-	-	-	-	-	-	-	-	-	-	6	0	0	0
Mike Caliendo	P	P	P	*	*	*	-	-	-	-	-	-	-	-	-	-	-	3	0	0	3
Leo Chenal	P	P	P	<b>LB</b>	<b>LB</b>	P	-	-	-	-	-	-	-	-	-	-	-	6	2	0	0
Cole Christiansen	<i>PS</i>	<i>PS</i>	P	P	<i>PSIR</i>	<i>PSIR</i>	-	-	-	-	-	-	-	-	-	-	-	2	0	0	0
Keondre Coburn	P	*	*	*	*	*	-	-	-	-	-	-	-	-	-	-	-	1	0	0	5
Jack Cochrane	P	P	P	P	P	P	-	-	-	-	-	-	-	-	-	-	-	6	0	0	0
Chamarri Conner	<b>S</b>	P	<b>S</b>	P	P	<b>S</b>	-	-	-	-	-	-	-	-	-	-	-	6	3	0	0
Bryan Cook	<b>S</b>	<b>S</b>	<b>S</b>	<b>S</b>	<b>S</b>	<b>S</b>	-	-	-	-	-	-	-	-	-	-	-	6	6	0	0
Mike Danna	<b>DE</b>	<b>DE</b>	<b>DE</b>	<b>DE</b>	<b>DE</b>	<b>DE</b>	-	-	-	-	-	-	-	-	-	-	-	6	6	0	0
Matt Dickerson	P	P	<i>PS</i>	P	*	P	-	-	-	-	-	-	-	-	-	-	-	4	0	0	1
Clyde Edwards-Helaire	<b>RB</b>	P	P	P	P	P	-	-	-	-	-	-	-	-	-	-	-	6	1	0	0
Mike Edwards	P	P	P	P	P	P	-	-	-	-	-	-	-	-	-	-	-	6	0	0	0
Neil Farrell	*	*	P	*	P	*	-	-	-	-	-	-	-	-	-	-	-	2	0	0	4
Jody Fortson	<i>IR</i>	<i>IR</i>	<i>IR</i>	<i>IR</i>	<i>IR</i>	<i>IR</i>	-	-	-	-	-	-	-	-	-	-	-	0	0	0	0
Blaine Gabbert	<i>DNP</i>	<i>DNP</i>	P	<i>DNP</i>	<i>DNP</i>	<i>DNP</i>	-	-	-	-	-	-	-	-	-	-	-	1	0	5	0
Willie Gay	<b>LB</b>	<b>LB</b>	<b>LB</b>	<b>LB</b>	<b>LB</b>	<b>LB</b>	-	-	-	-	-	-	-	-	-	-	-	6	6	0	0
Noah Gray	<b>TE</b>	<b>TE</b>	<b>TE</b>	P	P	<b>TE</b>	-	-	-	-	-	-	-	-	-	-	-	6	4	0	0
Malik Herring	P	P	P	P	P	P	-	-	-	-	-	-	-	-	-	-	-	6	0	0	0
Creed Humphrey	<b>C</b>	<b>C</b>	<b>C</b>	<b>C</b>	<b>C</b>	<b>C</b>	-	-	-	-	-	-	-	-	-	-	-	6	6	0	0
Richie James	P	P	<i>IR</i>	<i>IR</i>	<i>IR</i>	<i>IR</i>	-	-	-	-	-	-	-	-	-	-	-	2	0	0	0
Nazeeh Johnson	<i>IR</i>	<i>IR</i>	<i>IR</i>	<i>IR</i>	<i>IR</i>	<i>IR</i>	-	-	-	-	-	-	-	-	-	-	-	0	0	0	0
Cam Jones	P	P	P	P	P	P	-	-	-	-	-	-	-	-	-	-	-	6	0	0	0
Chris Jones	<i>DNR</i>	<b>DT</b>	<b>DT</b>	<b>DT</b>	<b>DT</b>	<b>DT</b>	-	-	-	-	-	-	-	-	-	-	-	5	5	0	0
Nic Jones	*	*	*	P	P	*	-	-	-	-	-	-	-	-	-	-	-	2	0	0	4
Truman Jones	<i>PS</i>	<i>PS</i>	<i>PS</i>	<i>PS</i>	<i>PS</i>	<i>PS</i>	-	-	-	-	-	-	-	-	-	-	-	0	0	0	0
George Karlaftis	<b>DE</b>	<b>DE</b>	<b>DE</b>	<b>DE</b>	<b>DE</b>	<b>DE</b>	-	-	-	-	-	-	-	-	-	-	-	6	6	0	0
Travis Kelce	*	<b>TE</b>	<b>TE</b>	<b>TE</b>	<b>TE</b>	<b>TE</b>	-	-	-	-	-	-	-	-	-	-	-	5	5	0	1
Darian Kinnard	<i>PS</i>	<i>PS</i>	<i>PS</i>	<i>PS</i>	<i>PS</i>	<i>PS</i>	-	-	-	-	-	-	-	-	-	-	-	0	0	0	0
Patrick Mahomes	<b>QB</b>	<b>QB</b>	<b>QB</b>	<b>QB</b>	<b>QB</b>	<b>QB</b>	-	-	-	-	-	-	-	-	-	-	-	6	6	0	0
Trent McDuffie	<b>CB</b>	<b>CB</b>	<b>CB</b>	<b>CB</b>	<b>CB</b>	<b>CB</b>	-	-	-	-	-	-	-	-	-	-	-	6	6	0	0
Jerick McKinnon	P	P	P	P	P	P	-	-	-	-	-	-	-	-	-	-	-	6	0	0	0
Skyy Moore	<b>WR</b>	P	<b>WR</b>	<b>WR</b>	<b>WR</b>	<b>WR</b>	-	-	-	-	-	-	-	-	-	-	-	6	5	0	0
Wanya Morris	*	*	*	P	P	P	-	-	-	-	-	-	-	-	-	-	-	3	0	0	3
Lucas Niang	*	*	*	P	P	P	-	-	-	-	-	-	-	-	-	-	-	3	0	0	3
Derrick Nnadi	<b>DT</b>	<b>DT</b>	<b>DT</b>	<b>DT</b>	<b>DT</b>	<b>DT</b>	-	-	-	-	-	-	-	-	-	-	-	6	6	0	0
Chris Oladokun	<i>PS</i>	<i>PS</i>	<i>PS</i>	<i>PS</i>	<i>PS</i>	<i>PS</i>	-	-	-	-	-	-	-	-	-	-	-	0	0	0	0
Charles Omenihu	<i>R/SUS</i>	<i>R/SUS</i>	<i>R/SUS</i>	<i>R/SUS</i>	<i>R/SUS</i>	<i>R/SUS</i>	-	-	-	-	-	-	-	-	-	-	-	0	0	0	0
Isiah Pacheco	P	<b>RB</b>	<b>RB</b>	<b>RB</b>	<b>RB</b>	<b>RB</b>	-	-	-	-	-	-	-	-	-	-	-	6	5	0	0
La'Mical Perine	<i>PS</i>	*	<i>PS</i>	<i>PS</i>	<i>PS</i>	<i>PS</i>	-	-	-	-	-	-	-	-	-	-	-	0	0	0	1
Cornell Powell	<i>PS</i>	<i>PS</i>	<i>PS</i>	<i>PS</i>	<i>PS</i>	<i>PS</i>	-	-	-	-	-	-	-	-	-	-	-	0	0	0	0
Deneric Prince	<i>PS</i>	<i>PS</i>	<i>PS</i>	<i>PS</i>	<i>PS</i>	<i>PS</i>	-	-	-	-	-	-	-	-	-	-	-	0	0	0	0
Justin Reid	<b>S</b>	<b>S</b>	<b>S</b>	<b>S</b>	<b>S</b>	<b>S</b>	-	-	-	-	-	-	-	-	-	-	-	6	6	0	0
Austin Reiter	<i>PS</i>	<i>PS</i>	<i>PS</i>	<i>PS</i>	<i>PS</i>	<i>PS</i>	-	-	-	-	-	-	-	-	-	-	-	0	0	0	0
Nikko Remigio	^	<i>IR</i>	^	^	^	^	-	-	-	-	-	-	-	-	-	-	-	0	0	0	0
Rashee Rice	P	P	P	P	P	P	-	-	-	-	-	-	-	-	-	-	-	6	0	0	0
Justyn Ross	P	P	P	P	P	P	-	-	-	-	-	-	-	-	-	-	-	6	0	0	0
Danny Shelton	<i>PS</i>	<i>PS</i>	^	^	^	^	-	-	-	-	-	-	-	-	-	-	-	0	0	0	0
Donovan Smith	<b>LT</b>	<b>LT</b>	<b>LT</b>	<b>LT</b>	<b>LT</b>	<b>LT</b>	-	-	-	-	-	-	-	-	-	-	-	6	6	0	0
Trey Smith	<b>RG</b>	<b>RG</b>	<b>RG</b>	<b>RG</b>	<b>RG</b>	<b>RG</b>	-	-	-	-	-	-	-	-	-	-	-	6	6	0	0
L'Jarius Sneed	<b>CB</b>	<b>CB</b>	<b>CB</b>	<b>CB</b>	<b>CB</b>	<b>CB</b>	-	-	-	-	-	-	-	-	-	-	-	6	6	0	0
Jawaan Taylor	<b>RT</b>	<b>RT</b>	<b>RT</b>	<b>RT</b>	<b>RT</b>	<b>RT</b>	-	-	-	-	-	-	-	-	-	-	-	6	6	0	0
B.J. Thompson	*	*	*	*	*	*	-	-	-	-	-	-	-	-	-	-	-	0	0	0	6
Joe Thuney	<b>LG</b>	<b>LG</b>	<b>LG</b>	<b>LG</b>	<b>LG</b>	<b>LG</b>	-	-	-	-	-	-	-	-	-	-	-	6	6	0	0
Kadarius Toney	<b>WR</b>	P	P	P	<b>PR</b>	P	-	-	-	-	-	-	-	-	-	-	-	6	2	0	0
Tommy Townsend	P	P	P	P	P	P	-	-	-	-	-	-	-	-	-	-	-	6	0	0	0
Drue Tranquill	P	P	<b>LB</b>	<b>LB</b>	<b>LB</b>	P	-	-	-	-	-	-	-	-	-	-	-	6	3	0	0
Marquez Valdes-Scantling	<b>WR</b>	<b>WR</b>	<b>WR</b>	<b>WR</b>	<b>WR</b>	<b>WR</b>	-	-	-	-	-	-	-	-	-	-	-	6	6	0	0
Prince Tega Wanogho	P	P	P	<i>IR</i>	<i>IR</i>	<i>IR</i>	-	-	-	-	-	-	-	-	-	-	-	3	0	0	0
Montrell Washington	<i>PS</i>	<i>PS</i>	P	P	P	P	-	-	-	-	-	-	-	-	-	-	-	4	0	0	0
Jaylen Watson	P	P	P	*	P	P	-	-	-	-	-	-	-	-	-	-	-	5	0	0	1
Justin Watson	P	<b>WR</b>	P	<b>WR</b>	P	P	-	-	-	-	-	-	-	-	-	-	-	6	2	0	0
Tershawn Wharton	<b>DT</b>	P	P	P	P	P	-	-	-	-	-	-	-	-	-	-	-	6	1	0	0



# GAME-BY-GAME CAPTAINS

## 2023 REGULAR SEASON - CAPTAINS

DATE	OPPONENT	OFFENSE	DEFENSE	SPECIAL TEAMS
9/7	Detroit	Patrick Mahomes	Nick Bolton	Harrison Butker
9/17	at Jacksonville	Jawaan Taylor	Justin Reid	Tommy Townsend
9/24	Chicago	Travis Kelce	Chris Jones	James Winchester
10/1	at N.Y. Jets	Isiah Pacheco	L'Jarius Sneed	Jack Cochrane
10/8	at Minnesota	Creed Humphrey	Trent McDuffie	Montrell Washington
10/12	Denver	Joe Thuney	Derrick Nnadi	Jerick McKinnon
10/22	L.A. Chargers	--	--	--
10/29	at Denver	--	--	--
11/5	Miami	--	--	--
11/20	Philadelphia	--	--	--
11/26	at Las Vegas	--	--	--
12/3	at Green Bay	--	--	--
12/10	Buffalo	--	--	--
12/18	at New England	--	--	--
12/25	Las Vegas	--	--	--
12/31	Cincinnati	--	--	--
1/7	at L.A. Chargers	--	--	--

# GAME-BY-GAME INACTIVES

2023 REGULAR SEASON INACTIVES			
DATE	OPPONENT	PLAYERS	
9/7	Detroit	Neil Farrell Nic Jones Travis Kelce Wanya Morris	Lucas Niang B.J. Thompson
9/17	at Jacksonville	Keondre Coburn Neil Farrell Nic Jones Wanya Morris	Lucas Niang La'Mical Perine B.J. Thompson
9/24	Chicago	Nick Bolton Keondre Coburn Nic Jones Wanya Morris	Lucas Niang B.J. Thompson
10/1	at N.Y. Jets	Nick Bolton Mike Caliendo Keondre Coburn Neil Farrell	B.J. Thompson Jaylen Watson
10/8	at Minnesota	Nick Bolton Mike Caliendo Keondre Coburn	Matt Dickerson B.J. Thompson
10/12	Denver	Mike Caliendo Keondre Coburn Neil Farrell	Nic Jones B.J. Thompson
10/22	L.A. Chargers	--	--
10/29	at Denver	--	--
11/05	Miami	--	--
11/20	Philadelphia	--	--
11/26	at Las Vegas	--	--
12/03	at Green Bay	--	--
12/10	Buffalo	--	--
12/18	at New England	--	--
12/25	Las Vegas	--	--
12/31	Cincinnati	--	--
TBD	at L.A. Chargers	--	--

# TURNOVER CHART

## 2023 REGULAR SEASON - DEFENSIVE TAKEAWAYS

DATE	OPPONENT	TAKEAWAY	QTR.	SCORE	YD-LINE	RESULT
09/07	Detroit	B. Cook FR (T. McDuffie FF)	2	7-7	KC-7	Punt
09/17	at Jacksonville	L. Sneed FR (T. Lawrence fumble)	2	0-3	KC-43	INT
09/24	Chicago	W. Gay FR (T. McDuffie FF)	2	21-0	CHI-26	FG
		M. Edwards INT (J. Fields)	2	24-0	CHI-42	TD
10/01	at N.Y. Jets	T. Wharton FR (Z. Wilson fumble)	4	23-20	NYJ-47	EOG
10/08	at Minnesota	B. Cook FR (J. Reid FF)	1	0-0	MIN-45	TD
10/12	Denver	N. Bolton INT (R. Wilson)	1	3-0	KC-42	INT
		J. Reid INT (R. Wilson)	3	16-0	KC-25	Punt
		W. Gay FR (T. McDuffie FF)	4	19-8	DEN-26	EOG
10/22		--	--	--	--	--
10/29		--	--	--	--	--
11/05		--	--	--	--	--
11/20		--	--	--	--	--
11/26		--	--	--	--	--
12/03		--	--	--	--	--
12/10		--	--	--	--	--
12/18		--	--	--	--	--
12/25		--	--	--	--	--
12/31		--	--	--	--	--
01/07		--	--	--	--	--

## 2023 REGULAR SEASON - OFFENSIVE GIVEAWAYS

DATE	OPPONENT	TAKEAWAY	QTR.	SCORE	YD-LINE	RESULT
09/07	Detroit	P. Mahomes INT (B. Branch)	3	14-14	50	TD
09/17	at Jacksonville	J. Watson fumble (D. Williams FF; F. Oluokun FR)	2	0-3	JAX-48	Fumble
		P. Mahomes INT (A. Cisco)	2	0-3	JAX-12	Downs
09/24	Chicago	B. Gabbert INT (J. Sanborn)	3	41-0	CHI-30	FG
		B. Gabbert INT (Q. Johnson)	4	41-3	CHI-25	TD
10/01	at N.Y. Jets	P. Mahomes INT (A. Davis)	2	17-5	KC-42	TD
		P. Mahomes INT (C. Mosley)	2	20-12	NYJ-35	End of Half
10/08	at Minnesota	None				
10/12	Denver	P. Mahomes INT (J. Simmons)	1	3-0	DEN-1	Punt
10/22		--	--	--	--	--
10/29		--	--	--	--	--
11/05		--	--	--	--	--
11/20		--	--	--	--	--
11/26		--	--	--	--	--
12/03		--	--	--	--	--
12/10		--	--	--	--	--
12/18		--	--	--	--	--
12/25		--	--	--	--	--
12/31		--	--	--	--	--
01/07		--	--	--	--	--

## 2023 REGULAR SEASON - SPECIAL TEAMS/MISC GIVEAWAYS

DATE	OPPONENT	TAKEAWAY	QTR.	SCORE	YD-LINE	RESULT
09/17	at Jacksonville	R. James; T. Jones FR	2	0-0	KC-17	FG

## 2023 REGULAR SEASON - TURNOVERS

<b>Offense:</b>	8 Giveaways 24 Points (3 TD, 1 FG)	<b>Ratio</b> 0 (9 takes, 9 gives)
<b>Defense:</b>	9 Takeaways 17 Points (2 TD, 1 FG)	
<b>Special Teams:</b>	1 Giveaway 3 Points (0 TD, 1 FG)	<b>Points Off Turnovers Ratio</b> -10 (17 scored, 27 allowed)
	0 Takeaways 0 Points (0 TD, 0 FG)	

# TURNOVER CHART

## 2023 REGULAR SEASON - DEFENSIVE TAKEAWAYS

DATE	OPPONENT	TAKEAWAY	QTR.	SCORE	YD-LINE	RESULT
09/07	Detroit	B. Cook FR (T. McDuffie FF)	2	7-7	KC-7	Punt
09/17	at Jacksonville	L. Sneed FR (T. Lawrence fumble)	2	0-3	KC-43	INT
09/24	Chicago	W. Gay FR (T. McDuffie FF)	2	21-0	CHI-26	FG
		M. Edwards INT (J. Fields)	2	24-0	CHI-42	TD
10/01	at N.Y. Jets	T. Wharton FR (Z. Wilson fumble)	4	23-20	NYJ-47	EOG
10/08	at Minnesota	B. Cook FR (J. Reid FF)	1	0-0	MIN-45	TD
10/12	Denver	N. Bolton INT (R. Wilson)	1	3-0	KC-42	INT
		J. Reid INT (R. Wilson)	3	16-0	KC-25	Punt
		W. Gay FR (T. McDuffie FF)	4	19-8	DEN-26	EOG
10/22		--	--	--	--	--
10/29		--	--	--	--	--
11/05		--	--	--	--	--
11/20		--	--	--	--	--
11/26		--	--	--	--	--
12/03		--	--	--	--	--
12/10		--	--	--	--	--
12/18		--	--	--	--	--
12/25		--	--	--	--	--
12/31		--	--	--	--	--
01/07		--	--	--	--	--

## 2023 REGULAR SEASON - OFFENSIVE GIVEAWAYS

DATE	OPPONENT	TAKEAWAY	QTR.	SCORE	YD-LINE	RESULT
09/07	Detroit	P. Mahomes INT (B. Branch)	3	14-14	50	TD
09/17	at Jacksonville	J. Watson fumble (D. Williams FF; F. Oluokun FR)	2	0-3	JAX-48	Fumble
		P. Mahomes INT (A. Cisco)	2	0-3	JAX-12	Downs
09/24	Chicago	B. Gabbert INT (J. Sanborn)	3	41-0	CHI-30	FG
		B. Gabbert INT (Q. Johnson)	4	41-3	CHI-25	TD
10/01	at N.Y. Jets	P. Mahomes INT (A. Davis)	2	17-5	KC-42	TD
		P. Mahomes INT (C. Mosley)	2	20-12	NYJ-35	End of Half
10/08	at Minnesota	None				
10/12	Denver	P. Mahomes INT (J. Simmons)	1	3-0	DEN-1	Punt
10/22		--	--	--	--	--
10/29		--	--	--	--	--
11/05		--	--	--	--	--
11/20		--	--	--	--	--
11/26		--	--	--	--	--
12/03		--	--	--	--	--
12/10		--	--	--	--	--
12/18		--	--	--	--	--
12/25		--	--	--	--	--
12/31		--	--	--	--	--
01/07		--	--	--	--	--

## 2023 REGULAR SEASON - SPECIAL TEAMS/MISC GIVEAWAYS

DATE	OPPONENT	TAKEAWAY	QTR.	SCORE	YD-LINE	RESULT
09/17	at Jacksonville	R. James; T. Jones FR	2	0-0	KC-17	FG

## 2023 REGULAR SEASON - TURNOVERS

<b>Offense:</b>	8 Giveaways 24 Points (3 TD, 1 FG)	<b>Ratio</b> 0 (9 takes, 9 gives)
<b>Defense:</b>	9 Takeaways 17 Points (2 TD, 1 FG)	
<b>Special Teams:</b>	1 Giveaway 3 Points (0 TD, 1 FG)	<b>Points Off Turnovers Ratio</b> -10 (17 scored, 27 allowed)
	0 Takeaways 0 Points (0 TD, 0 FG)	

# INSIDE THE 20

DATE	OPPONENT	OFFENSE	DEFENSE
09/07	Detroit	TD - Pass TD - Pass FG - 35 yards	TD - Pass Fumble TD - Run
09/17	at Jacksonville	TD - Pass TD - Pass FG - 38 yards End of Game	FG - 32 yards FG - 22 yards Downs
09/24	Chicago	TD - Pass TD - Run TD - Pass TD - Run TD - Pass	FG - 21 yards TD - Pass
10/01	at N.Y. Jets	FG - 37 yards FG - 37 yards FG - 26 yards End of Game	FG - 31 yards TD - Pass TD - Pass
10/08	at Minnesota	TD - Run TD - Pass TD - Pass	FG - 29 yards TD - Pass TD - Pass Downs
10/12	Denver	FG - 35 yards Interception Downs TD - Pass FG - 25 yards	TD - Pass
10/22	L.A. Chargers	--	--
10/29	at Denver	--	--
11/05	Miami	--	--
11/20	Philadelphia	--	--
11/26	at Las Vegas	--	--
12/03	at Green Bay	--	--
12/10	Buffalo	--	--
12/18	at New England	--	--
12/25	Las Vegas	--	--
12/31	Cincinnati	--	--
01/07	at L.A. Chargers	--	--

## OFFENSE DEFENSE

<b>Inside the 20</b>	24	16
<b>Scores</b>	20	13
<b>Touchdowns</b>	13	8
<b>Field Goals</b>	7	5
<b>Total Points in 20</b>	112	73
<b>Fumbles</b>	0	1
<b>Interceptions</b>	1	0
<b>Missed Field Goals</b>	0	0
<b>Lost on Downs</b>	1	2
<b>End of Half/Game</b>	2	0
<b>TDs Outside</b>	2	0
<b>Red-Zone Percentage</b>	54.2	50.0

# GOAL TO GO SITUATIONS

DATE	OPPONENT	OFFENSE	DEFENSE
09/07	Detroit	TD - Pass TD - Pass	NONE
09/17	at Jacksonville	TD - Pass Field Goal - 38 yards End of Game	Field Goal - 22 yards
09/24	Chicago	TD - Pass TD - Run TD - Pass TD - Run TD - Pass	Field Goal - 21 yards
10/01	at N.Y. Jets	End of Game	TD - Pass
10/08	at Minnesota	TD - Run TD - Pass TD - Pass	TD - Pass TD - Pass
10/12	Denver	TD - Pass Field Goal - 25 yards	NONE
10/22	L.A. Chargers	--	--
10/29	at Denver	--	--
11/05	Miami	--	--
11/20	Philadelphia	--	--
11/26	at Las Vegas	--	--
12/03	at Green Bay	--	--
12/10	Buffalo	--	--
12/18	at New England	--	--
12/25	Las Vegas	--	--
12/31	Cincinnati	--	--
01/07	at L.A. Chargers	--	--

## OFFENSE DEFENSE

<b>Goal-To-Go Situations</b>	16	5
<b>Scores</b>	14	5
<b>Touchdowns</b>	12	3
<b>Field Goals</b>	2	2
<b>Total Points</b>	90	27
<b>Fumbles</b>	0	0
<b>Interceptions</b>	0	0
<b>Missed Field Goals</b>	0	0
<b>Missed Field Goals (G2G)</b>	0	0
<b>Lost on Downs</b>	0	0
<b>End of Half/Game</b>	2	0
<b>Goal-to-Go Percentage</b>	75.0	60.0



# BIG RUN PLAYS (10+ YARDS)

## 2023 REGULAR SEASON - BIG RUN PLAYS (10+ YARDS)

DATE	OPPONENT	QTR	CHIEFS PLAYER	YDS.	DOWN	RESULT	QTR	OPP. PLAYER	YDS.	DOWN	RESULT
09/07	DET	2	Patrick Mahomes	16	2-10-DET 25	Touchdown	1	Jahmyr Gibbs	17	2-6-KC 41	Touchdown
							4	Jahmyr Gibbs	18	1-15-DET 29	Downs
09/17	at JAX	2	Patrick Mahomes	11	2-10-KC 25	Fumble	4	Trevor Lawrence	18	1-10-JAX 47	Downs
		3	Isiah Pacheco	31	1-10-KC 19	Touchdown					
		4	Isiah Pacheco	11	1-10-KC 40	Field Goal					
		4	Patrick Mahomes	10	1-10-JAX 49	Field Goal					
		4	Patrick Mahomes	14	2-10-KC 16	End Game					
09/24	CHI	1	Patrick Mahomes	11	1-10-CHI 14	Touchdown	1	Khalil Herbert	11	3-3-CHI 32	Punt
		2	Isiah Pacheco	18	1-10-CHI 46	Touchdown	1	Justin Fields	17	1-10-CHI 43	Punt
		2	Isiah Pacheco	13	2-6-CHI 29	Touchdown	4	Roschon Johnson	11	2-9-CHI 40	Touchdown
		2	Patrick Mahomes	15	1-10-KC 35	Field Goal					
		4	Clyde Edwards-Helaire	12	1-10-KC 41	Interception					
		4	Jerick McKinnon	10	3-6-KC 29	End Game					
		4	Clyde Edwards-Helaire	16	2-10-KC 39	End Game					
10/01	at NYJ	1	Patrick Mahomes	12	2-10-KC 31	Touchdown	1	Breece Hall	11	1-10-NYJ 21	Punt
		1	<b>Isiah Pacheco</b>	<b>48T</b>	3-1-NYJ 48	Touchdown	2	Xavier Gipson	14	1-10-KC 19	Touchdown
		2	Isiah Pacheco	10	2-1-KC 34	Field Goal	2	Zach Wilson	14	1-10-NYJ 35	End Half
		2	Isiah Pacheco	11	1-10-KC 44	Field Goal	3	Breece Hall	43	1-10-NYJ 15	Punt
		3	Isiah Pacheco	17	1-10-KC 12	Punt					
		4	Sky Moore	11	1-10-NYJ 25	Field Goal					
		4	Patrick Mahomes	25	3-23-KC 40	End Game					
10/08	at MIN	1	Isiah Pacheco	11	3-1-MIN 12	Touchdown	2	Ty Chandler	15	4-2-KC 48	Touchdown
10/12	DEN	2	Isiah Pacheco	15	2-4-DEN 43	Touchdown	1	Javonte Williams	10	3-2-DEN 45	Downs
		2	Patrick Mahomes	13	2-4-KC 45	Field Goal	1	Javonte Williams	18	1-10-DEN 25	Interception
		3	Patrick Mahomes	15	3-11-KC 35	Punt	3	Russell Wilson	12	2-12-DEN 3	Punt
10/29	at DEN	--	--	--	--	--	--	--	--	--	--
11/05	MIA	--	--	--	--	--	--	--	--	--	--
11/20	PHI	--	--	--	--	--	--	--	--	--	--
11/26	at LV	--	--	--	--	--	--	--	--	--	--
12/03	at GB	--	--	--	--	--	--	--	--	--	--
12/10	BUF	--	--	--	--	--	--	--	--	--	--
12/18	at NE	--	--	--	--	--	--	--	--	--	--
12/25	LV	--	--	--	--	--	--	--	--	--	--
12/31	CIN	--	--	--	--	--	--	--	--	--	--
01/07	at LAC	--	--	--	--	--	--	--	--	--	--

**TOTALS**                    **24 - 376 (15.7), 1 TDS**

**14 - 229 (16.4), 0 TDS**

# BIG RUN PLAYS (10+ YARDS)

## 2023 REGULAR SEASON - BIG RUN PLAYS (10+ YARDS)

DATE	OPPONENT	QTR	CHIEFS PLAYER	YDS.	DOWN	RESULT	QTR	OPP. PLAYER	YDS.	DOWN	RESULT
09/07	DET	2	Patrick Mahomes	16	2-10-DET 25	Touchdown	1	Jahmyr Gibbs	17	2-6-KC 41	Touchdown
							4	Jahmyr Gibbs	18	1-15-DET 29	Downs
09/17	at JAX	2	Patrick Mahomes	11	2-10-KC 25	Fumble	4	Trevor Lawrence	18	1-10-JAX 47	Downs
		3	Isiah Pacheco	31	1-10-KC 19	Touchdown					
		4	Isiah Pacheco	11	1-10-KC 40	Field Goal					
		4	Patrick Mahomes	10	1-10-JAX 49	Field Goal					
		4	Patrick Mahomes	14	2-10-KC 16	End Game					
09/24	CHI	1	Patrick Mahomes	11	1-10-CHI 14	Touchdown	1	Khalil Herbert	11	3-3-CHI 32	Punt
		2	Isiah Pacheco	18	1-10-CHI 46	Touchdown	1	Justin Fields	17	1-10-CHI 43	Punt
		2	Isiah Pacheco	13	2-6-CHI 29	Touchdown	4	Roschon Johnson	11	2-9-CHI 40	Touchdown
		2	Patrick Mahomes	15	1-10-KC 35	Field Goal					
		4	Clyde Edwards-Helaire	12	1-10-KC 41	Interception					
		4	Jerick McKinnon	10	3-6-KC 29	End Game					
		4	Clyde Edwards-Helaire	16	2-10-KC 39	End Game					
10/01	at NYJ	1	Patrick Mahomes	12	2-10-KC 31	Touchdown	1	Breece Hall	11	1-10-NYJ 21	Punt
		1	<b>Isiah Pacheco</b>	<b>48T</b>	3-1-NYJ 48	Touchdown	2	Xavier Gipson	14	1-10-KC 19	Touchdown
		2	Isiah Pacheco	10	2-1-KC 34	Field Goal	2	Zach Wilson	14	1-10-NYJ 35	End Half
		2	Isiah Pacheco	11	1-10-KC 44	Field Goal	3	Breece Hall	43	1-10-NYJ 15	Punt
		3	Isiah Pacheco	17	1-10-KC 12	Punt					
		4	Skye Moore	11	1-10-NYJ 25	Field Goal					
		4	Patrick Mahomes	25	3-23-KC 40	End Game					
10/08	at MIN	1	Isiah Pacheco	11	3-1-MIN 12	Touchdown	2	Ty Chandler	15	4-2-KC 48	Touchdown
10/12	DEN	2	Isiah Pacheco	15	2-4-DEN 43	Touchdown	1	Javonte Williams	10	3-2-DEN 45	Downs
		2	Patrick Mahomes	13	2-4-KC 45	Field Goal	1	Javonte Williams	18	1-10-DEN 25	Interception
		3	Patrick Mahomes	15	3-11-KC 35	Punt	3	Russell Wilson	12	2-12-DEN 3	Punt
10/29	at DEN	--	--	--	--	--	--	--	--	--	--
11/05	MIA	--	--	--	--	--	--	--	--	--	--
11/20	PHI	--	--	--	--	--	--	--	--	--	--
11/26	at LV	--	--	--	--	--	--	--	--	--	--
12/03	at GB	--	--	--	--	--	--	--	--	--	--
12/10	BUF	--	--	--	--	--	--	--	--	--	--
12/18	at NE	--	--	--	--	--	--	--	--	--	--
12/25	LV	--	--	--	--	--	--	--	--	--	--
12/31	CIN	--	--	--	--	--	--	--	--	--	--
01/07	at LAC	--	--	--	--	--	--	--	--	--	--

**TOTALS**                    **24 - 376 (15.7), 1 TDS**

**14 - 229 (16.4), 0 TDS**

# BIG PASS PLAYS (20+ YARDS)

## 2023 REGULAR SEASON - BIG PASS PLAYS (20+ YARDS)

DATE	OPPONENT	QTR	CHIEFS PLAYER	YDS.	DOWN	RESULT	QTR	OPP. PLAYER	YDS.	DOWN	RESULT
09/07	DET	2	Patrick Mahomes -> Rashee Rice	25	1-10-KC 18	Touchdown	1	Jared Goff -> Josh Reynolds	21	1-10-DET 34	Touchdown
		2	Patrick Mahomes -> Marquez Valdes-Scantling	34	3-17-KC 36	Touchdown	2	Jared Goff -> Amon-Ra St. Brown	21	2-7-DET 39	Fumble
		2	Patrick Mahomes -> Justin Watson	26	1-10-DET 30	Touchdown	3	Jared Goff -> Kalif Raymond	20	2-22-DET 13	Punt
		3	Patrick Mahomes -> Noah Gray	24	2-6-KC 36	Field Goal	4	Jared Goff -> Josh Reynolds	33	1-10-KC 47	Touchdown
09/17	at JAX	3	Patrick Mahomes -> Justin Watson	34	3-10- 50	Touchdown	2	Trevor Lawrence -> Calvin Ridley	26	1-10-JAX 36	Field Goal
		4	Patrick Mahomes -> Skyy Moore	54	3-6-KC 41	End Game	3	Trevor Lawrence -> Christian Kirk	45	1-10-JAX 23	Field Goal
09/24	CHI	1	Patrick Mahomes -> Travis Kelce	24	1-10-KC 41	Touchdown	4	Justin Fields -> DJ Moore	29	2-5-KC 44	Touchdown
		1	Patrick Mahomes -> Skyy Moore	21	1-10-CHI 35	Touchdown					
		2	Patrick Mahomes -> Justin Watson	37	2-6-KC 16	Touchdown					
		3	Patrick Mahomes -> Marquez Valdes-Scantling	37	3-6-KC 40	Touchdown					
10/01	at NYJ	1	Patrick Mahomes -> Isiah Pacheco	33	1-10-KC 25	Touchdown	2	Zach Wilson -> Allen Lazard	39	1-10-NYJ 41	Field Goal
		1	<b>Patrick Mahomes -&gt; Noah Gray</b>	<b>34T</b>	3-2-NYJ 34	Touchdown	3	Zach Wilson -> Tyler Conklin	25	1-10-NYJ 25	Touchdown
							3	Zach Wilson -> Jeremy Ruckert	23	2-7-KC 35	Touchdown
10/08	at MIN	1	Patrick Mahomes -> Justyn Ross	20	2-17-KC 35	Field Goal	4	Kirk Cousins -> K.J. Osborn	27	2-5-KC 49	Downs
		2	Patrick Mahomes -> Justin Watson	23	2-10-KC 41	Field Goal	4	Kirk Cousins -> Brandon Powell	26	2-10-MIN 31	End Game
		3	Patrick Mahomes -> Justin Watson	33	3-18-KC 17	Touchdown					
10/12	DEN	1	Patrick Mahomes -> Travis Kelce	40	1-10-KC 43	Interception	4	Russell Wilson -> Courtland Sutton	21	1-10-DEN 39	Touchdown
		3	Patrick Mahomes -> Rashee Rice	23	2-10-DEN 31	Field Goal					
		3	Patrick Mahomes -> Rashee Rice	23	3-2-KC 33	Field Goal					
		4	Patrick Mahomes -> Rashee Rice	28							
10/29	at DEN	--	--	--	--	--	--	--	--	--	
11/05	MIA	--	--	--	--	--	--	--	--	--	
11/20	PHI	--	--	--	--	--	--	--	--	--	
11/26	at LV	--	--	--	--	--	--	--	--	--	
12/03	at GB	--	--	--	--	--	--	--	--	--	
12/10	BUF	--	--	--	--	--	--	--	--	--	
12/18	at NE	--	--	--	--	--	--	--	--	--	
12/25	LV	--	--	--	--	--	--	--	--	--	
12/31	CIN	--	--	--	--	--	--	--	--	--	
01/07	at LAC	--	--	--	--	--	--	--	--	--	
<b>TOTALS</b>				<b>18 - 550 (30.6), 1 TDS</b>					<b>13 - 356 (27.4), 0 TDS</b>		

# BIG PASS PLAYS (20+ YARDS)

## 2023 REGULAR SEASON - BIG PASS PLAYS (20+ YARDS)

DATE	OPPONENT	QTR	CHIEFS PLAYER	YDS.	DOWN	RESULT	QTR	OPP. PLAYER	YDS.	DOWN	RESULT
09/07	DET	2	Patrick Mahomes -> Rashee Rice	25	1-10-KC 18	Touchdown	1	Jared Goff -> Josh Reynolds	21	1-10-DET 34	Touchdown
		2	Patrick Mahomes -> Marquez Valdes-Scantling	34	3-17-KC 36	Touchdown	2	Jared Goff -> Amon-Ra St. Brown	21	2-7-DET 39	Fumble
		2	Patrick Mahomes -> Justin Watson	26	1-10-DET 30	Touchdown	3	Jared Goff -> Kalif Raymond	20	2-22-DET 13	Punt
		3	Patrick Mahomes -> Noah Gray	24	2-6-KC 36	Field Goal	4	Jared Goff -> Josh Reynolds	33	1-10-KC 47	Touchdown
09/17	at JAX	3	Patrick Mahomes -> Justin Watson	34	3-10- 50	Touchdown	2	Trevor Lawrence -> Calvin Ridley	26	1-10-JAX 36	Field Goal
		4	Patrick Mahomes -> Skyy Moore	54	3-6-KC 41	End Game	3	Trevor Lawrence -> Christian Kirk	45	1-10-JAX 23	Field Goal
09/24	CHI	1	Patrick Mahomes -> Travis Kelce	24	1-10-KC 41	Touchdown	4	Justin Fields -> DJ Moore	29	2-5-KC 44	Touchdown
		1	Patrick Mahomes -> Skyy Moore	21	1-10-CHI 35	Touchdown					
		2	Patrick Mahomes -> Justin Watson	37	2-6-KC 16	Touchdown					
		3	Patrick Mahomes -> Marquez Valdes-Scantling	37	3-6-KC 40	Touchdown					
10/01	at NYJ	1	Patrick Mahomes -> Isiah Pacheco	33	1-10-KC 25	Touchdown	2	Zach Wilson -> Allen Lazard	39	1-10-NYJ 41	Field Goal
		1	<b>Patrick Mahomes -&gt; Noah Gray</b>	<b>34T</b>	3-2-NYJ 34	Touchdown	3	Zach Wilson -> Tyler Conklin	25	1-10-NYJ 25	Touchdown
							3	Zach Wilson -> Jeremy Ruckert	23	2-7-KC 35	Touchdown
10/08	at MIN	1	Patrick Mahomes -> Justyn Ross	20	2-17-KC 35	Field Goal	4	Kirk Cousins -> K.J. Osborn	27	2-5-KC 49	Downs
		2	Patrick Mahomes -> Justin Watson	23	2-10-KC 41	Field Goal	4	Kirk Cousins -> Brandon Powell	26	2-10-MIN 31	End Game
		3	Patrick Mahomes -> Justin Watson	33	3-18-KC 17	Touchdown					
10/12	DEN	1	Patrick Mahomes -> Travis Kelce	40	1-10-KC 43	Interception	4	Russell Wilson -> Courtland Sutton	21	1-10-DEN 39	Touchdown
		3	Patrick Mahomes -> Rashee Rice	23	2-10-DEN 31	Field Goal					
		3	Patrick Mahomes -> Rashee Rice	23	3-2-KC 33	Field Goal					
		4	Patrick Mahomes -> Rashee Rice	28							
10/29	at DEN	--	--	--	--	--	--	--	--	--	
11/05	MIA	--	--	--	--	--	--	--	--	--	
11/20	PHI	--	--	--	--	--	--	--	--	--	
11/26	at LV	--	--	--	--	--	--	--	--	--	
12/03	at GB	--	--	--	--	--	--	--	--	--	
12/10	BUF	--	--	--	--	--	--	--	--	--	
12/18	at NE	--	--	--	--	--	--	--	--	--	
12/25	LV	--	--	--	--	--	--	--	--	--	
12/31	CIN	--	--	--	--	--	--	--	--	--	
01/07	at LAC	--	--	--	--	--	--	--	--	--	
<b>TOTALS</b>				<b>18 - 550 (30.6), 1 TDS</b>			<b>13 - 356 (27.4), 0 TDS</b>				

# ADVANCES CHART

## 2023 REGULAR SEASON CHIEFS ADVANCES

DATE	OPPONENT	RUSHES	COMPLETIONS	ADVANCES	OUTCOME
09/07	Detroit	23	21	44	L 21-20
09/17	at Jacksonville	22	29	51	W 17-9
09/24	Chicago	37	27	64	W 41-10
10/01	at N.Y. Jets	35	18	53	W 23-20
10/08	at Minnesota	21	31	52	W 27-20
10/12	Denver	27	30	57	W 19-8
10/22	L.A. Chargers	--	--	--	--
10/29	at Denver	--	--	--	--
11/05	Miami	--	--	--	--
11/20	Philadelphia	--	--	--	--
11/26	at Las Vegas	--	--	--	--
12/03	at Green Bay	--	--	--	--
12/10	Buffalo	--	--	--	--
12/18	at New England	--	--	--	--
12/25	Las Vegas	--	--	--	--
12/31	Cincinnati	--	--	--	--
01/07	at L.A. Chargers	--	--	--	--
<b>TOTALS</b>		<b>165</b>	<b>156</b>	<b>321</b>	

## 2023 REGULAR SEASON OPPONENT ADVANCES

DATE	OPPONENT	RUSHES	COMPLETIONS	ADVANCES	OUTCOME
09/07	Detroit	34	22	56	L 21-20
09/17	at Jacksonville	18	23	41	W 17-9
09/24	Chicago	26	11	37	W 41-10
10/01	at N.Y. Jets	16	28	44	W 23-20
10/08	at Minnesota	18	29	47	W 27-20
10/12	Denver	23	13	36	W 19-8
10/22	L.A. Chargers	--	--	--	--
10/29	at Denver	--	--	--	--
11/05	Miami	--	--	--	--
11/20	Philadelphia	--	--	--	--
11/26	at Las Vegas	--	--	--	--
12/03	at Green Bay	--	--	--	--
12/10	Buffalo	--	--	--	--
12/18	at New England	--	--	--	--
12/25	Las Vegas	--	--	--	--
12/31	Cincinnati	--	--	--	--
01/07	at L.A. Chargers	--	--	--	--
<b>TOTALS</b>		<b>135</b>	<b>126</b>	<b>261</b>	

### CHIEFS RECORD WHEN:

Having 45 or more advances	5 - 0
Having 50 or more advances	5 - 0
Having less than 45 advances	0 - 1
Having less than 50 advances	0 - 1
Allowing 45 or more advances	1 - 1
Allowing 50 or more advances	0 - 1
Allowing less than 45 advances	4 - 0
Allowing less than 50 advances	5 - 0

NOTE: Advances equal to all rushing attempts plus completions.

# SCORING DRIVES

## CHIEFS 2023 REGULAR SEASON SCORING DRIVES

DATE	OPPONENT	ACQUIRED	DRIVE				Q	TIME	FIRST DOWNS	SCORING PLAY	KC	OPP
			START	PLAYS	YARDS							
09/07	Detroit	Kickoff	KC 25	13	75	Q1	5:56	5	Q2: R. Rice: 1-yard pass from P. Mahomes	7	7	
		Punt	KC 18	6	82	Q2	1:28	4	B. Bell: 4-yard pass from P. Mahomes	14	7	
		Punt	KC 10	8	73	Q3	3:34	3	H. Butker: 35-yard FG	17	14	
		Punt	KC 32	8	47	Q3	3:55	2	Q4: H. Butker: 39-yard FG	20	14	
09/17	at Jacksonville	Downs	50 yard line	7	50	Q2	3:37	3	S. Moore: 9-yard pass from P. Mahomes	7	3	
		Kickoff	KC 19	7	81	Q3	3:30	3	T. Kelce: 9-yard pass from P. Mahomes	14	6	
		Kickoff	KC 25	13	55	Q4	5:33	5	H. Butker: 38-yard FG	17	9	
09/24	Chicago	Punt	KC 41	6	59	Q1	2:45	5	J. McKinnon: 6-yard pass from P. Mahomes	7	0	
		Punt	KC 20	11	80	Q1	5:57	6	Q2: C. Edwards-Helaire: 1-yard run	14	0	
		Punt	KC 12	11	88	Q2	5:24	5	J. McKinnon: 3-yard pass from P. Mahomes	21	0	
		Fumble	CHI 26	4	3	Q2	1:06	0	H. Butker: 41-yard FG	24	0	
		Interception	CHI 26	3	26	Q2	0:31	3	I. Pacheco: 1-yard run	31	0	
		Punt	KC 35	5	45	Q2	0:35	2	H. Butker: 38-yard FG	34	0	
		Punt	KC 36	11	64	Q3	5:14	4	T. Kelce: 3-yard pass from P. Mahomes	41	0	
10/01	at N.Y. Jets	Kickoff	KC 25	8	57	Q1	3:25	3	H. Butker: 37-yard FG	3	0	
		Punt	KC 31	5	69	Q1	2:03	2	I. Pacheco: 48-yard run	10	0	
		Punt	KC 11	6	89	Q1	2:48	3	N. Gray: 34-yard pass from P. Mahomes	17	0	
		Kickoff	KC 25	10	56	Q2	4:11	3	H. Butker: 37-yard FG	20	12	
		Punt	KC 12	14	80	Q3	7:23	5	Q4: H. Butker: 26-yard FG	23	20	
10/08	at Minnesota	Fumble	MIN 45	9	45	Q1	4:50	4	I. Pacheco: 1-yard run	7	0	
		Kickoff	KC 25	12	55	Q1	6:16	3	Q2: H. Butker: 38-yard FG	10	3	
		Kickoff	KC 25	10	53	Q2	1:39	3	H. Butker: 40-yard FG	13	13	
		Kickoff	KC 25	11	75	Q3	4:50	5	R. Rice: 8-yard pass from P. Mahomes	20	13	
		Punt	KC 26	11	74	Q3	6:27	4	T. Kelce: 4-yard pass from P. Mahomes	27	13	
10/12	Denver	Downs	KC 41	9	42	Q1	3:44	3	H. Butker: 35-yard FG	3	0	
		Punt	KC 38	7	62	Q2	3:22	4	K. Toney: 3-yard pass from P. Mahomes	10	0	
		Punt	KC 39	3	19	Q2	0:15	1	H. Butker: 60-yard FG	13	0	
		Kickoff	KC 25	12	68	Q3	5:44	5	H. Butker: 25-yard FG	16	0	
		Kickoff	KC 25	9	41	Q4	4:12	2	H. Butker: 52-yard FG	19	8	
10/22	--	--	--	--	--	--	--	--	--	--		
10/29	--	--	--	--	--	--	--	--	--	--		
11/05	--	--	--	--	--	--	--	--	--	--		
11/20	--	--	--	--	--	--	--	--	--	--		
11/26	--	--	--	--	--	--	--	--	--	--		
12/03	--	--	--	--	--	--	--	--	--	--		
12/10	--	--	--	--	--	--	--	--	--	--		
12/18	--	--	--	--	--	--	--	--	--	--		
12/25	--	--	--	--	--	--	--	--	--	--		
12/31	--	--	--	--	--	--	--	--	--	--		
01/07	--	--	--	--	--	--	--	--	--	--		
<b>AVG</b>				<b>8.6</b>	<b>59.1</b>		<b>3:48</b>	<b>3.4</b>				
<b>TOTALS</b>				<b>249</b>	<b>1,713</b>		<b>110:14</b>	<b>100</b>				

# SCORING DRIVES

## CHIEFS 2023 REGULAR SEASON SCORING DRIVES

DATE	OPPONENT	ACQUIRED	DRIVE				Q	TIME	FIRST DOWNS	SCORING PLAY	KC	OPP
			START	PLAYS	YARDS							
09/07	Detroit	Kickoff	KC 25	13	75	Q1	5:56	5	Q2: R. Rice: 1-yard pass from P. Mahomes	7	7	
		Punt	KC 18	6	82	Q2	1:28	4	B. Bell: 4-yard pass from P. Mahomes	14	7	
		Punt	KC 10	8	73	Q3	3:34	3	H. Butker: 35-yard FG	17	14	
		Punt	KC 32	8	47	Q3	3:55	2	Q4: H. Butker: 39-yard FG	20	14	
09/17	at Jacksonville	Downs	50 yard line	7	50	Q2	3:37	3	S. Moore: 9-yard pass from P. Mahomes	7	3	
		Kickoff	KC 19	7	81	Q3	3:30	3	T. Kelce: 9-yard pass from P. Mahomes	14	6	
		Kickoff	KC 25	13	55	Q4	5:33	5	H. Butker: 38-yard FG	17	9	
09/24	Chicago	Punt	KC 41	6	59	Q1	2:45	5	J. McKinnon: 6-yard pass from P. Mahomes	7	0	
		Punt	KC 20	11	80	Q1	5:57	6	Q2: C. Edwards-Helaire: 1-yard run	14	0	
		Punt	KC 12	11	88	Q2	5:24	5	J. McKinnon: 3-yard pass from P. Mahomes	21	0	
		Fumble	CHI 26	4	3	Q2	1:06	0	H. Butker: 41-yard FG	24	0	
		Interception	CHI 26	3	26	Q2	0:31	3	I. Pacheco: 1-yard run	31	0	
		Punt	KC 35	5	45	Q2	0:35	2	H. Butker: 38-yard FG	34	0	
		Punt	KC 36	11	64	Q3	5:14	4	T. Kelce: 3-yard pass from P. Mahomes	41	0	
10/01	at N.Y. Jets	Kickoff	KC 25	8	57	Q1	3:25	3	H. Butker: 37-yard FG	3	0	
		Punt	KC 31	5	69	Q1	2:03	2	I. Pacheco: 48-yard run	10	0	
		Punt	KC 11	6	89	Q1	2:48	3	N. Gray: 34-yard pass from P. Mahomes	17	0	
		Kickoff	KC 25	10	56	Q2	4:11	3	H. Butker: 37-yard FG	20	12	
		Punt	KC 12	14	80	Q3	7:23	5	Q4: H. Butker: 26-yard FG	23	20	
10/08	at Minnesota	Fumble	MIN 45	9	45	Q1	4:50	4	I. Pacheco: 1-yard run	7	0	
		Kickoff	KC 25	12	55	Q1	6:16	3	Q2: H. Butker: 38-yard FG	10	3	
		Kickoff	KC 25	10	53	Q2	1:39	3	H. Butker: 40-yard FG	13	13	
		Kickoff	KC 25	11	75	Q3	4:50	5	R. Rice: 8-yard pass from P. Mahomes	20	13	
		Punt	KC 26	11	74	Q3	6:27	4	T. Kelce: 4-yard pass from P. Mahomes	27	13	
10/12	Denver	Downs	KC 41	9	42	Q1	3:44	3	H. Butker: 35-yard FG	3	0	
		Punt	KC 38	7	62	Q2	3:22	4	K. Toney: 3-yard pass from P. Mahomes	10	0	
		Punt	KC 39	3	19	Q2	0:15	1	H. Butker: 60-yard FG	13	0	
		Kickoff	KC 25	12	68	Q3	5:44	5	H. Butker: 25-yard FG	16	0	
		Kickoff	KC 25	9	41	Q4	4:12	2	H. Butker: 52-yard FG	19	8	
10/22	--	--	--	--	--	--	--	--	--	--		
10/29	--	--	--	--	--	--	--	--	--	--		
11/05	--	--	--	--	--	--	--	--	--	--		
11/20	--	--	--	--	--	--	--	--	--	--		
11/26	--	--	--	--	--	--	--	--	--	--		
12/03	--	--	--	--	--	--	--	--	--	--		
12/10	--	--	--	--	--	--	--	--	--	--		
12/18	--	--	--	--	--	--	--	--	--	--		
12/25	--	--	--	--	--	--	--	--	--	--		
12/31	--	--	--	--	--	--	--	--	--	--		
01/07	--	--	--	--	--	--	--	--	--	--		
<b>AVG</b>				<b>8.6</b>	<b>59.1</b>		<b>3:48</b>	<b>3.4</b>				
<b>TOTALS</b>				<b>249</b>	<b>1,713</b>		<b>110:14</b>	<b>100</b>				

# OPPONENTS SCORING DRIVES

## CHIEFS OPPONENTS 2023 REGULAR SEASON SCORING DRIVES

DATE	OPPONENT	ACQUIRED	DRIVE				FIRST		SCORING PLAY	KC	OPP
			START	PLAYS	YARDS	Q	TIME	DOWNS			
09/07	Detroit	Punt	DET 9	14	91	Q1	8:04	6	A. St. Brown: 9-yard pass from J. Goff	0	7
		Kickoff	DET 25	9	75	Q4	5:05	4	D. Montgomery: 8-yard run	20	21
09/17	at Jacksonville	Muffed Punt	KC 17	4	3	Q2	1:52	0	B. McManus: 32-yard FG	0	3
		Kickoff	JAX 25	5	44	Q2	0:27	2	B. McManus: 49-yard FG	7	6
		Punt	JAX 23	9	73	Q3	3:16	3	Q4: B. McManus: 22-yard FG	14	9
09/24	Chicago	Interception	KC 28	11	25	Q3	4:42	2	Q4: C. Santos: 21-yard FG	41	3
		Interception	CHI 25	9	75	Q4	2:49	4	D. Moore: 9-yard pass from J. Fields	41	10
10/01	at N.Y. Jets	Kickoff	NYJ 25	7	62	Q2	3:30	2	G. Zuerlein: 31-yard FG	17	5
		Interception	KC 41	7	41	Q2	3:16	4	C. Uzomah: 1-yard pass from Z. Wilson	17	12
		Kickoff	NYJ 25	7	75	Q3	4:20	4	A. Lazard: 10-yard pass from Z. Wilson	20	20
10/08	at Minnesota	Kickoff	MIN 25	14	53	Q1	5:58	4	G. Joseph: 40-yard FG	7	3
		Kickoff	MIN 25	9	64	Q2	4:44	5	G. Joseph: 29-yard FG	10	6
		Punt	MIN 44	12	56	Q2	5:24	4	J. Addison: 5-yard pass from K. Cousins	10	13
		Kickoff	MIN 25	14	75	Q3	5:34	6	Q4: A. Mattison: 9-yard pass from K. Cousins	27	20
10/12	Denver	Punt	DEN 39	6	61	Q4	3:15	4	C. Sutton: 11-yard pass from R. Wilson	16	8
10/22	--	--	--	--	--	--	--	--	--	--	
10/29	--	--	--	--	--	--	--	--	--	--	
11/05	--	--	--	--	--	--	--	--	--	--	
11/20	--	--	--	--	--	--	--	--	--	--	
11/26	--	--	--	--	--	--	--	--	--	--	
12/03	--	--	--	--	--	--	--	--	--	--	
12/10	--	--	--	--	--	--	--	--	--	--	
12/18	--	--	--	--	--	--	--	--	--	--	
12/25	--	--	--	--	--	--	--	--	--	--	
12/31	--	--	--	--	--	--	--	--	--	--	
01/07	--	--	--	--	--	--	--	--	--	--	
<b>AVG</b>				<b>9.1</b>	<b>58.2</b>		<b>4:09</b>	<b>3.6</b>			
<b>TOTALS</b>				<b>137</b>	<b>873</b>		<b>62:16</b>	<b>54</b>			



# THE LAST TIME

## 2023 Regular Season (As of October 17, 2023)

### PASSING

#### 500 YARDS PASSING

KC	11/5/2000	@ Oakland	504 yards	Elvis Grbac
Opp	12/6/1990	@ Houston Oilers	527 yards	Warren Moon

#### 40+ PASS ATTEMPTS

KC	10/12/2023	vs. Denver	40 att.	Patrick Mahomes
Opp	10/8/2023	@ Minnesota	47 att.	Kirk Cousins

#### 50+ PASS ATTEMPTS

KC	11/6/2022	vs. Tennessee	68 att.	Patrick Mahomes
Opp	10/2/2022	@ Tampa Bay	52 att.	Tom Brady

#### 400 YARDS PASSING

KC	11/6/2022	vs. Tennessee	446 yards	Patrick Mahomes
Opp	1/2/2022	@ Cincinnati	446 yards	Joe Burrow

#### 300 YARDS PASSING

KC	10/12/2023	vs. Denver	306 yards	Patrick Mahomes
Opp	10/23/2022	@ San Francisco	303 yards	Jimmy Garoppolo

#### SIX TOUCHDOWN PASSES

KC	11/19/2018	@ L.A. Rams	6 tds	Patrick Mahomes: (25, 21, 8, 4, 73, 10)
Opp				* Never Has Happened *

#### SEVEN TOUCHDOWN PASSES

KC				* Never Has Happened *
Opp				* Never Has Happened *

#### FIVE TOUCHDOWN PASSES

KC	9/11/2022	@ Arizona	5 tds	Patrick Mahomes: (9, 3, 4, 1, 2)
Opp	10/8/2017	@ Houston	5 tds	Deshaun Watson: (6, 9, 48, 34, 1)

#### FOUR TOUCHDOWN PASSES

KC	11/13/2022	vs. Jacksonville	4 tds	Patrick Mahomes: (6, 18, 13, 7)
Opp	1/2/2022	@ Cincinnati	4 tds	Joe Burrow: (72, 18, 69, 5)

#### THREE TOUCHDOWN PASSES

KC	9/24/2023	vs. Chicago	3 tds	Patrick Mahomes: (6, 3, 3)
Opp	12/11/2022	@ Denver	3 tds	Russell Wilson: (18, 5, 66)

#### SEVEN+ INTERCEPTIONS THROWN

KC				* Never Has Happened *
Opp				* Never Has Happened *

#### SIX INTERCEPTIONS THROWN

KC				* Never Has Happened *
Opp	9/25/2016	vs. N.Y. Jets	6 ints	Ryan Fitzpatrick

#### FIVE INTERCEPTIONS THROWN

KC				* Never Has Happened *
Opp				* Never Has Happened *

#### FOUR INTERCEPTIONS THROWN

KC	12/13/2009	vs. Buffalo	4 ints	Matt Cassel
Opp	11/18/2019	@ L.A. Chargers	4 ints	Philip Rivers

#### THREE INTERCEPTIONS THROWN

KC	12/11/2022	@ Denver	3 ints	Patrick Mahomes
Opp	11/18/2019	@ L.A. Chargers	4 ints	Philip Rivers

#### TWO INTERCEPTIONS THROWN

KC	10/1/2023	@ N.Y. Jets	2 ints	Patrick Mahomes
Opp	10/12/2023	vs. Denver	2 ints	Russell Wilson

### RUSHING

#### 300 YARDS RUSHING

KC				* Never Has Happened *
Opp				* Never Has Happened *

#### 200 YARDS RUSHING

KC	12/23/2012	vs. Indianapolis	226 yards	Jamaal Charles
Opp	12/20/2009	vs. Cleveland	286 yards	Jerome Harrison

# THE LAST TIME

## 150-199 YARDS RUSHING

KC	10/19/2020	@ Buffalo	161 yards	Clyde Edwards-Helaire	
Opp	10/10/2022	vs. Las Vegas	154 yards	Josh Jacobs	

## 100 YARDS RUSHING

KC	10/1/2023	@ N.Y. Jets	115 yards	Isiah Pacheco	
Opp	12/24/2022	vs. Seattle	107 yards	Kenneth Walker III	

## 100-149 YARDS RUSHING

KC	10/1/2023	@ N.Y. Jets	115 yards	Isiah Pacheco	
Opp	12/24/2022	vs. Seattle	107 yards	Kenneth Walker III	

## FIVE TOUCHDOWNS RUSHING

KC	* Never Has Happened *				
Opp	12/7/2003	@ Denver	5 tds	Clinton Portis: (11, 1, 59, 28, 53)	

## FOUR TOUCHDOWNS RUSHING

KC	10/24/2004	vs. Atlanta	4 tds 4 tds	Derrick Blaylock: (7, 1, 3, 2) Priest Holmes: (15, 2, 2, 1)	
Opp	12/7/2003	@ Denver	5 tds	Clinton Portis: (11, 1, 59, 28, 53)	

## THREE TOUCHDOWNS RUSHING

KC	9/28/2015	@ Green Bay	3 tds	Jamaal Charles: (9, 4, 7)	
Opp	9/22/2019	vs. Baltimore	3 tds	Mark Ingram II: (2, 19, 1)	

## TWO TOUCHDOWNS RUSHING

KC	10/23/2022	@ San Francisco	2 tds	Mecole Hardman: (25, 3)	
Opp	1/1/2023	vs. Denver	2 tds	Russell Wilson: (16, 4)	

## TWO PLAYERS WITH TWO TD RUSHING

KC	10/24/2004	vs. Atlanta		Priest Holmes: (15, 2, 2, 1) Derrick Blaylock: (7, 1, 3, 2)	
Opp	* Never Has Happened *				

## 150 YARDS RUSHING

KC	10/19/2020	@ Buffalo	161 yards	Clyde Edwards-Helaire	
Opp	10/10/2022	vs. Las Vegas	154 yards	Josh Jacobs	

## 30+ RUSHING ATTEMPTS

KC	9/21/2014	@ Miami	32 att.	Knile Davis	
Opp	10/15/2017	vs. Pittsburgh	32 att.	Le'Veon Bell	

## 50-74 YARD RUSHING

KC	10/12/2023	vs. Denver	62 yards	Isiah Pacheco	
Opp	10/12/2023	vs. Denver	52 yards	Javonte Williams	

## 75+ YARD RUSHING

KC	10/1/2023	@ N.Y. Jets	115 yards	Isiah Pacheco	
Opp	12/24/2022	vs. Seattle	107 yards	Kenneth Walker III	

## 30-39 RUSHING ATTEMPTS

KC	9/21/2014	@ Miami	32 att.	Knile Davis	
Opp	10/15/2017	vs. Pittsburgh	32 att.	Le'Veon Bell	

## 40+ RUSHING ATTEMPTS

KC	* Never Has Happened *				
Opp	* Never Has Happened *				

## 400 YARDS RUSHING (TEAM)

KC	* Never Has Happened *				
Opp	* Never Has Happened *				

## 300 YARDS RUSHING (TEAM)

KC	12/23/2012	vs. Indianapolis	352 yards		Indianapolis 20, Kansas City 13
Opp	12/20/2009	vs. Cleveland	351 yards		Cleveland 41, Kansas City 34

## 200 YARDS RUSHING (TEAM)

KC	10/1/2023	@ N.Y. Jets	204 yards		Kansas City 23, N.Y. Jets 20
Opp	9/19/2021	@ Baltimore	251 yards		Baltimore 36, Kansas City 35

## 200-299 YARDS RUSHING (TEAM)

KC	10/1/2023	@ N.Y. Jets	204 yards		Kansas City 23, N.Y. Jets 20
----	-----------	-------------	-----------	--	------------------------------

# THE LAST TIME

Opp	9/19/2021	@ Baltimore	251 yards		Baltimore 36, Kansas City 35
<b>200+ YARDS RUSHING (TEAM)</b>					
KC	10/1/2023	@ N.Y. Jets	204 yards		Kansas City 23, N.Y. Jets 20
Opp	9/19/2021	@ Baltimore	251 yards		Baltimore 36, Kansas City 35
<b>300+ YARDS RUSHING (TEAM)</b>					
KC	12/23/2012	vs. Indianapolis	352 yards		Indianapolis 20, Kansas City 13
Opp	12/20/2009	vs. Cleveland	351 yards		Cleveland 41, Kansas City 34
<b>RECEIVING</b>					
<b>TWO 100-YARD RECEIVERS</b>					
KC	10/23/2022	@ San Francisco	124 yards 111 yards	Juju Smith-Schuster Marquez Valdes-Scantling	
Opp	9/16/2018	@ Pittsburgh	138 yards 121 yards	Jesse James Juju Smith-Schuster	
<b>200 YARDS RECEIVING</b>					
KC	9/17/1990	@ Denver	206 yards	Stephon Paige	
Opp	1/2/2022	@ Cincinnati	266 yards	Ja'Marr Chase	
<b>100 YARDS RECEIVING</b>					
KC	10/12/2023	vs. Denver	124 yards	Travis Kelce	
Opp	9/17/2023	@ Jacksonville	110 yards	Christian Kirk	
<b>FOUR TOUCHDOWN RECEPTIONS</b>					
KC	10/10/2022	vs. Las Vegas	4 tds	Travis Kelce: (1, 4, 8, 1)	
Opp	12/1/2013	vs. Denver	4 tds	Eric Decker: (41, 37, 15, 1)	
<b>FIVE TOUCHDOWN RECEPTIONS</b>					
KC				* Never Has Happened *	
Opp				* Never Has Happened *	
<b>THREE TOUCHDOWN RECEPTIONS</b>					
KC	11/20/2022	@ L.A. Chargers	3 tds	Travis Kelce: (4, 32, 17)	
Opp	12/11/2022	@ Denver	3 tds	Jerry Jeudy: (18, 5, 7)	
<b>TWO TOUCHDOWN RECEPTIONS</b>					
KC	9/24/2023	vs. Chicago	2 tds	Jerick McKinnon: (6, 3)	
Opp	12/11/2022	@ Denver	3 tds	Jerry Jeudy: (18, 5, 7)	
<b>TWO PLAYERS WITH TWO TD RECEPTIONS</b>					
KC	11/19/2018	@ L.A. Rams		Chris Conley: (8, 10) Tyreek Hill: (25, 73)	
Opp	10/8/2017	@ Houston		DeAndre Hopkins: (6, 34, 1) Will Fuller V: (9, 48)	
<b>150 YARDS RECEIVING</b>					
KC	12/16/2021	@ L.A. Chargers	191 yards	Travis Kelce	
Opp	1/2/2022	@ Cincinnati	266 yards	Ja'Marr Chase	
<b>10 OR MORE RECEPTIONS</b>					
KC	10/8/2023	@ Minnesota	10	Travis Kelce	
Opp	9/17/2023	@ Jacksonville	11	Christian Kirk	
<b>100-149 YARDS RECEIVING</b>					
KC	10/12/2023	vs. Denver	124 yards	Travis Kelce	
Opp	9/17/2023	@ Jacksonville	110 yards	Christian Kirk	
<b>150-199 YARDS RECEIVING</b>					
KC	12/16/2021	@ L.A. Chargers	191 yards	Travis Kelce	
Opp	10/27/2019	vs. Green Bay	159 yards	Aaron Jones	
<b>200-299 YARDS RECEIVING</b>					
KC	11/29/2020	@ Tampa Bay	269 yards	Tyreek Hill	
Opp	1/2/2022	@ Cincinnati	266 yards	Ja'Marr Chase	
<b>300+ YARDS RECEIVING</b>					
KC				* Never Has Happened *	
Opp				* Never Has Happened *	
<b>COMBINED YARDS</b>					
<b>100-YARD RUSHER AND 300-YARD PASSER</b>					

# THE LAST TIME

KC	11/20/2022	@ L.A. Chargers	107 yards 329 yards	Isiah Pacheco Patrick Mahomes	
Opp	10/14/2018	@ New England	106 yards 340 yards	Sony Michel Tom Brady	
<b>100-YARD RECEIVER AND 300-YARD PASSER</b>					
KC	10/12/2023	vs. Denver	124 yards 306 yards	Travis Kelce Patrick Mahomes	
Opp	10/16/2022	vs. Buffalo	148 yards 329 yards	Stefon Diggs Josh Allen	
<b>100-YARD RUSHER AND 100-YARD RECEIVER</b>					
KC	11/20/2022	@ L.A. Chargers	107 yards 115 yards	Isiah Pacheco Travis Kelce	
Opp	10/10/2022	vs. Las Vegas	154 yards 124 yards	Josh Jacobs Davante Adams	
<b>100-YARD RUSHER, 300-YARD PASSER, 100-YARD RECEIVER</b>					
KC	11/20/2022	@ L.A. Chargers	107 yards 329 yards 115 yards	Isiah Pacheco Patrick Mahomes Travis Kelce	
Opp	12/1/2013	vs. Denver	117 yards 403 yards 174 yards	Montee Ball Peyton Manning Eric Decker	
<b>100-YARD RUSHER/TWO 100-YARD RECEIVERS</b>					
KC	12/3/2006	@ Cleveland	110 yards 105/117 yards	Larry Johnson Tony Gonzalez/Eddie Kennison	
Opp	12/1/2013	vs. Denver	117 yards 174/106 yards	Montee Ball Eric Decker/Demaryius Thomas	
<b>TWO 100-YARD RECEIVERS/300-YARD PASSER</b>					
KC	10/23/2022	@ San Francisco	124/111 yards 423 yards	Juju Smith-Schuster/Marquez Valdes-Scantling Patrick Mahomes	
Opp	9/16/2018	@ Pittsburgh	138/121 yards 452 yards	Jesse James/Juju Smith-Schuster Ben Roethlisberger	
<b>DEFENSE</b>					
<b>INTERCEPTED PASS RETURNED FOR A TOUCHDOWN</b>					
KC	12/11/2022	@ Denver	47 yards	Willie Gay	(4:43) 3-R.Wilson pass short middle intended for 89-B.Johnson INTERCEPTED by 50-W.Gay at DEN 47. 50-W.Gay for 47 yards, TOUCHDOWN. DEN-89-B.Johnson was injured during the play.
Opp	9/7/2023	vs. Detroit	50 yards	Brian Branch	(11:04) (Shotgun) 15-P.Mahomes pass short right intended for 19-K.Toney INTERCEPTED by 32-B.Branch at 50. 32-B.Branch for 50 yards, TOUCHDOWN.
<b>FUMBLE RETURNED FOR A TOUCHDOWN</b>					
KC	1/8/2022	@ Denver	86 yards	Nick Bolton	(7:57) 25-M.Gordon right guard to KC 13 for -4 yards (24-M.Ingram). FUMBLES (24-M.Ingram), touched at KC 13, RECOVERED by KC-54-N.Bolton at KC 14. 54-N.Bolton for 86 yards, TOUCHDOWN.
Opp	11/10/2019	@ Tennessee	53 yards	Rashaan Evans	(6:28) (Shotgun) 26-Dam.Williams up the middle to TEN 45 for -1 yards (51-D.Long). FUMBLES (51-D.Long). RECOVERED by TEN-54-R.Evans at TEN 47. 54-R.Evans for 53 yards, TOUCHDOWN.
<b>SAFETY SCORED</b>					
KC	10/23/2022	@ San Francisco		Frank Clark	(8:55) (Shotgun) 10-J.Garoppolo sacked in End Zone for -6 yards, SAFETY (55-F.Clark).
Opp	10/1/2023	@ N.Y. Jets	(13:27) (Shotgun) 15-P.Mahomes pass incomplete deep right to 11-M.Valdes-Scantling (3-J.Whitehead) [47-B.Huff]. PENALTY on KC-74-J.Taylor, Face Mask, 7 yards, enforced in End Zone, SAFETY - No Play.		
<b>SHUTOUT</b>					
KC	10/23/2011	@ Oakland	Kansas City 28, Las Vegas 0		
Opp	12/16/2012	@ Oakland	Las Vegas 15, Kansas City 0		
<b>FIVE+ SACK GAME</b>					
KC	9/6/1998	vs. Oakland	6.0 sk	Derrick Thomas	
Opp			* Never Has Happened *		
<b>FOUR SACK GAME</b>					
KC	12/28/2014	vs. San Diego	4.0 sk	Justin Houston	
Opp	11/9/2003	vs. Cleveland	4.0 sk	Andra Davis	
<b>THREE SACK GAME</b>					
KC	11/21/2021	vs. Dallas	3.5 sk	Chris Jones	
Opp	9/24/2017	@ L.A. Chargers	3.0 sk	Melvin Ingram III	
<b>TWO SACK GAME</b>					
KC	1/7/2023	@ Las Vegas	2.5 sk 2.0 sk	Chris Jones Mike Danna	
Opp	11/6/2022	vs. Tennessee	2.0 sk	Denico Autry	
<b>FOUR OR MORE INTERCEPTION GAME</b>					
KC	9/29/1985	vs. Seattle	4 ints	Derron Cherry	
Opp	10/7/2001	@ Denver	4 int	Deltha O'Neal	

# THE LAST TIME

<b>TWO INTERCEPTIONS BY TEAMMATES</b>						
KC						* Never Has Happened *
Opp						* Never Has Happened *
<b>THREE INTERCEPTION GAME</b>						
KC	11/27/2005	vs. New England	3 int		Greg Wesley	
Opp	10/1/1989	@ Cincinnati	3 ints		David Fulcher	
<b>TWO INTERCEPTION GAME</b>						
KC	9/19/2021	@ Baltimore	2 int		Tyrann Mathieu	
Opp	12/11/2022	@ Denver	2 int		Josey Jewell	
<b>70+ YARD INTERCEPTION RETURN</b>						
KC	9/15/2022	vs. L.A. Chargers	99t yards		Jaylen Watson	
Opp	1/1/2017	@ San Diego	90t yards		Jahleel Addae	
<b>TWO INTERCEPTIONS</b>						
KC	9/19/2021	@ Baltimore	2 ints		Tyrann Mathieu	
Opp	12/11/2022	@ Denver	2 ints		Josey Jewell	
<b>THREE INTERCEPTIONS</b>						
KC	11/27/2005	vs. New England	3 ints		Greg Wesley	
Opp						* Never Has Happened *
<b>FOUR INTERCEPTIONS</b>						
KC						* Never Has Happened *
Opp	10/7/2001	@ Denver	4 ints		Deltha O'Neal	
<b>LESS THAN 25 RUSHING YARDS</b>						
KC	12/16/2012	@ Oakland	10 yards			Las Vegas 15, Kansas City 0
Opp	10/2/2022	@ Tampa Bay	3 yards			Kansas City 41, Tampa Bay 31
<b>LESS THAN 50 RUSHING YARDS</b>						
KC	1/1/2023	vs. Denver	46 yards			Kansas City 27, Denver 24
Opp	10/2/2022	@ Tampa Bay	3 yards			Kansas City 41, Tampa Bay 31
<b>LESS THAN 100 RUSHING YARDS</b>						
KC	10/8/2023	@ Minnesota	70 yards			Kansas City 27, Minnesota 20
Opp	10/12/2023	vs. Denver	96 yards			Kansas City 19, Denver 8
<b>LESS THAN 50 NET PASSING YARDS</b>						
KC	12/30/2012	@ Denver	26 yards			Denver 38, Kansas City 3
Opp	9/20/1998	vs. San Diego	-19 yards			Kansas City 23, L.A. Chargers 7
<b>LESS THAN 100 NET PASSING YARDS</b>						
KC	12/30/2012	@ Denver	26 yards			Denver 38, Kansas City 3
Opp	10/12/2023	vs. Denver	82 yards			Kansas City 19, Denver 8
<b>LESS THAN 150 NET PASSING YARDS</b>						
KC	9/24/2017	@ L.A. Chargers	122 yards			Kansas City 24, L.A. Chargers 10
Opp	10/12/2023	vs. Denver	82 yards			Kansas City 19, Denver 8
<b>LESS THAN 150 YARDS NET OFFENSE</b>						
KC	12/1/2002	vs. Arizona	122 yards			Kansas City 49, Arizona 0
Opp	12/30/2012	@ Denver	119 yards			Denver 38, Kansas City 3
<b>LESS THAN 200 YARDS NET OFFENSE</b>						
KC	10/12/2023	vs. Denver	197 yards			Kansas City 19, Denver 8
Opp	11/30/2014	vs. Denver	151 yards			Denver 29, Kansas City 16
<b>LESS THAN 300 YARDS NET OFFENSE</b>						
KC	10/12/2023	vs. Denver	197 yards			Kansas City 19, Denver 8
Opp	12/24/2022	vs. Seattle	297 yards			Kansas City 24, Seattle 10
<b>FORCED FOUR TURNOVERS</b>						
KC	10/10/2021	vs. Buffalo	4 to			Buffalo 38, Kansas City 20
Opp	10/25/2020	@ Denver	4 to			Kansas City 43, Denver 16
<b>FORCED FIVE+ TURNOVERS</b>						
KC	11/19/2018	@ L.A. Rams	5 to			L.A. Rams 54, Kansas City 51
Opp	12/12/2021	vs. Las Vegas	5 to			Kansas City 48, Las Vegas 9
<b>AT LEAST ONE TURNOVER</b>						
KC	10/12/2023	vs. Denver	1 to			Kansas City 19, Denver 8
Opp	10/12/2023	vs. Denver	3 to			Kansas City 19, Denver 8
<b>FORCED THREE+ TURNOVERS</b>						
KC	10/12/2023	vs. Denver	3 to			Kansas City 19, Denver 8
Opp	9/17/2023	@ Jacksonville	3 to			Kansas City 17, Jacksonville 9
<b>SPECIAL TEAMS</b>						
<b>KICKOFF RETURNED FOR A TOUCHDOWN</b>						
KC	10/25/2020	@ Denver	102 yards		Byron Pringle	8-B.McManus kicks 67 yards from DEN 35 to KC -2. 13-B.Pringle for 102 yards, TOUCHDOWN.

# THE LAST TIME

Opp	9/28/2020	@ Baltimore	93 yards	Devin Duvernay	7-H.Butker kicks 58 yards from KC 35 to BLT 7. 13-D.Duvernay for 93 yards, TOUCHDOWN.
<b>PUNT RETURNED FOR A TOUCHDOWN</b>					
KC	12/13/2020	@ Miami	67 yards	Mecole Hardman	(13:04) 2-M.Haack punts 37 yards to KC 33, Center-50-B.Ferguson. 17-M.Hardman for 67 yards, TOUCHDOWN.
Opp	12/9/2012	@ Cleveland	93 yards	Travis Benjamin	(15:00) (Punt formation) 2-D.Colquitt punts 41 yards to CLV 7, Center-43-T.Gafford. 80-T.Benjamin for 93 yards, TOUCHDOWN. Longest Punt Return in Cleveland Franchise History
<b>BLOCKED FIELD GOAL RETURNED FOR A TOUCHDOWN</b>					
KC	12/6/1987	@ Cincinnati	28 yards	Kevin Ross	
Opp	11/28/2010	@ Seattle		Craig Terrill	(5:08) 6-R.Succop 43 yard field goal is BLOCKED (93-C.Terrill), Center-43-T.Gafford, Holder-2-D.Colquitt, ball out of bounds at SEA 47. Penalty on KC-6-R.Succop, Illegal Touch Kick, declined. Play Challenged by KC and REVERSED. 6-R.Succop 43 yard field goal is BLOCKED (93-C.Terrill), Center-43-T.Gafford, Holder-2-D.Colquitt, recovered by KC-2-D.Colquitt at SEA 38. 2-D.Colquitt to SEA 38 for no gain (31-K.Chancellor). Challenge was whether FG att. passed line of scrim
<b>BLOCKED PUNT RETURNED FOR A TOUCHDOWN</b>					
KC	9/13/2009	@ Baltimore		Jon McGraw	(10:09) (Punt formation) 4-S.Koch punt is BLOCKED by 47-J.McGraw, Center-70-M.Katula, RECOVERED by KC-47-J.McGraw at BLT 0. TOUCHDOWN.
Opp	12/28/1986	@ N.Y. Jets	0 yards	Albert Lewis	
<b>MADE FIELD GOAL OF 50 YARDS OR LONGER</b>					
KC	10/12/2023	vs. Denver	60 yards	Harrison Butker	(:04) 7-H.Butker 60 yard field goal is GOOD, Center-41-J.Winchester, Holder-5-T.Townsend.
Opp	1/7/2023	@ Las Vegas	54 yards	Daniel Carlson	(7:20) 2-D.Carlson 54 yard field goal is GOOD, Center-47-T.Sieg, Holder-6-A.Cole.
<b>BLOCKED FIELD GOAL</b>					
KC	1/1/2023	vs. Denver	51 yards	Harrison Butker	(:05) 7-H.Butker 51 yard field goal is BLOCKED (96-E.Uwazurike), Center-41-J.Winchester, Holder-5-T.Townsend.
Opp	11/7/2021	vs. Green Bay	37 yards	Mason Crosby	(10:48) 2-M.Crosby 37 yard field goal is BLOCKED (97-A.Okafor), Center-46-S.Wirtel, Holder-7-C.Bojorquez, RECOVERED by KC-91-D.Nnadi at KC 19.
<b>BLOCKED PUNT</b>					
KC	12/8/2019	@ New England		Dustin Colquitt	(5:19) 2-D.Colquitt punt is BLOCKED by 43-N.Ebner, Center-41-J.Winchester, ball out of bounds at KC 19.
Opp	11/4/2018	@ Cleveland		Britton Colquitt	(8:10) (Punt formation) 4-B.Colquitt punt is BLOCKED by 26-Dam. Williams, Center-47-C.Hughlett, ball out of bounds at CLV 21.
<b>MISSED POINT AFTER TOUCHDOWN ATTEMPT</b>					
KC	12/18/2022	@ Houston		Harrison Butker	7-H.Butker extra point is No Good, Wide Left, Center-41-J.Winchester, Holder-5-T.Townsend.
Opp	12/12/2021	vs. Las Vegas		Daniel Carlson	2-D.Carlson extra point is No Good, Wide Left, Center-47-T.Sieg, Holder-6-A.Cole.
<b>POINT AFTER TOUCHDOWN ATTEMPT BLOCKED</b>					
KC	12/1/2019	vs. Oakland		Daniel Carlson [Tanoh Kpassagnon blocked]	8-D.Carlson extra point is Blocked (92-T.Kpassagnon), Center-47-T.Sieg, Holder-6-A.Cole. DEFENSIVE TWO-POINT ATTEMPT. 35-C.Ward recovered the blocked kick. ATTEMPT SUCCEEDS.
Opp	9/20/2020	@ L.A. Chargers		Harrison Butker [Jerry Tillery blocked]	7-H.Butker extra point is Blocked (99-J.Tillery), Center-41-J.Winchester, Holder-5-T.Townsend.
<b>SUCCESSFUL ONSIDE KICK</b>					
KC	10/15/2017	vs. Pittsburgh		Jehu Chesson	2-D.Colquitt kicks 48 yards from KC 20 to PIT 32. RECOVERED by KC-80-J.Chesson.
Opp	11/13/2022	vs. Jacksonville		Riley Patterson	10-R.Patterson kicks inside 11 yards from JAX 35 to JAX 46. RECOVERED by JAX-10-R.Patterson.
<b>FIVE FIELD GOALS</b>					
KC	12/6/2020	vs. Denver	5 fg	Harrison Butker: (35, 24, 23, 31, 48)	
Opp	10/14/2018	@ New England	5 fg	Stephen Gostkowski: (48, 24, 39, 50, 28)	
<b>SIX FIELD GOALS</b>					
KC	10/4/2015	@ Cincinnati	7 fg	Cairo Santos: (22, 40, 51, 34, 40, 29, 51)	
Opp				* Never Has Happened *	
<b>50-59 YARD FIELD GOAL</b>					
KC	11/20/2022	@ L.A. Chargers	52 yards	Harrison Butker	(6:25) 7-H.Butker 30 yard field goal is GOOD, Center-41-J.Winchester, Holder-5-T.Townsend.
Opp	1/7/2023	@ Las Vegas	54 yards	Daniel Carlson	(7:00) 2-D.Carlson 38 yard field goal is GOOD, Center-47-T.Sieg, Holder-6-A.Cole.
<b>FOUR FIELD GOALS</b>					
KC	10/12/2023	vs. Denver	4 fg	Harrison Butker: (35, 60, 25, 52)	
Opp	10/6/2019	vs. Indianapolis	4 fg	Adam Vinatieri: (32, 32, 31, 29)	
<b>60+ YARD FIELD GOAL</b>					
KC	10/12/2023	vs. Denver	60 yards	Harrison Butker	(2:00) 7-H.Butker 52 yard field goal is GOOD, Center-41-J.Winchester, Holder-5-T.Townsend.

# THE LAST TIME

Opp	* Never Has Happened *			
<b>THREE FIELD GOALS</b>				
KC	10/12/2023	vs. Denver	4 fg	Harrison Butker: (35, 60, 25, 52)
Opp	9/17/2023	@ Jacksonville	3 fg	Brandon McManus: (32, 49, 22)
<b>50-69 YARD PUNT RETURN</b>				
KC	12/13/2020	@ Miami	67t yards	Mecole Hardman
Opp	12/9/2018	vs. Baltimore	55 yards	Cyrus Jones
<b>70-89 YARD PUNT RETURN</b>				
KC	10/8/2017	@ Houston	82t yards	Tyreek Hill
Opp	9/16/2012	@ Buffalo	88t yards	Leodis McKelvin
<b>60-69 YARD PUNT</b>				
KC	10/12/2023	vs. Denver	62 yds	Tommy Townsend
Opp	9/7/2023	vs. Detroit	61 yds	Jack Fox
<b>90+ YARD PUNT RETURN</b>				
KC	9/9/2018	@ L.A. Chargers	91t yards	Tyreek Hill
Opp	12/9/2012	@ Cleveland	93t yards	Travis Benjamin
<b>70+ YARD PUNT</b>				
KC	12/11/2022	@ Denver	76 yds	Tommy Townsend
Opp	9/23/2012	@ New Orleans	70 yds	Thomas Morstead
<b>50-69 YARD KICKOFF RETURN</b>				
KC	12/23/2018	@ Seattle	61 yards	Tremon Smith
Opp	10/16/2016	@ Oakland	50 yards	Jalen Richard
<b>PUNTED 10+ TIMES</b>				
KC	9/8/2013	@ Jacksonville	10 punts	Dustin Colquitt
Opp	12/14/2014	vs. Oakland	11 punts	Marquette King
<b>70-89 YARD KICKOFF RETURN</b>				
KC	11/27/2016	@ Denver	86t yards	Tyreek Hill
Opp	12/16/2021	@ L.A. Chargers	75 yards	Andre Roberts
<b>90+ YARD KICKOFF RETURN</b>				
KC	10/25/2020	@ Denver	102t yards	Byron Pringle
Opp	9/28/2020	@ Baltimore	93t yards	Devin Duvernay
<b>TEAM/MISCELLANEOUS</b>				
<b>500 TOTAL YARDS OF OFFENSE</b>				
KC	12/18/2022	@ Houston	502 yards	Kansas City 502, Houston 219
Opp	10/14/2018	@ New England	500 yards	New England 500, Kansas City 446
<b>400 TOTAL YARDS OF OFFENSE</b>				
KC	10/1/2023	@ N.Y. Jets	401 yards	Kansas City 401, N.Y. Jets 336
Opp	12/4/2022	@ Cincinnati	431 yards	Cincinnati 431, Kansas City 349
<b>TOUCHDOWN ON OFFENSE, DEFENSE AND SPECIAL TEAMS</b>				
KC	10/25/2020	@ Denver	<p>ST: (9:28) (Shotgun) D.Lock pass short right intended for N.Fant INTERCEPTED by D.Sorensen [A.Hitchens] at 50. D.Sorensen for 50 yards, TOUCHDOWN.</p> <p>DEF: (11:21) (Shotgun) P.Mahomes pass short right to T.Hill for 10 yards, TOUCHDOWN.</p> <p>DEF: (9:15) (Shotgun) C.Edwards-Helaire left guard for 11 yards, TOUCHDOWN.</p> <p>DEF: (3:02) (Shotgun) C.Henne left end for 1 yard, TOUCHDOWN.</p> <p>OFF: B.McManus kicks 67 yards from DEN 35 to KC -2. B.Pringle for 102 yards, TOUCHDOWN.</p>	
Opp	* Never Has Happened *			
<b>MADE TWO-POINT CONVERSION</b>				
KC	12/18/2022	@ Houston	Patrick Mahomes	TWO-POINT CONVERSION ATTEMPT. 15-P.Mahomes pass to 1-J.McKinnon is complete. ATTEMPT SUCCEEDS.
Opp	10/12/2023	vs. Denver	Javonte Williams	TWO-POINT CONVERSION ATTEMPT. 33-J.Williams rushes up the middle. ATTEMPT SUCCEEDS.
<b>FAILED TWO-POINT CONVERSION</b>				
KC	1/1/2023	vs. Denver	Tommy Townsend	(Kick formation) TWO-POINT CONVERSION ATTEMPT. 5-T.Townsend rushes right end. ATTEMPT FAILS.
Opp	10/10/2022	vs. Las Vegas	Josh Jacobs	TWO-POINT CONVERSION ATTEMPT. 28-J.Jacobs rushes up the middle. ATTEMPT FAILS.
<b>50 POINTS</b>				
KC	11/19/2018	@ L.A. Rams	L.A. Rams 54, Kansas City 51	
Opp	11/19/2018	@ L.A. Rams	L.A. Rams 54, Kansas City 51	
<b>40 POINTS</b>				
KC	9/24/2023	vs. Chicago	Kansas City 41, Chicago 10	
Opp	10/11/2020	vs. Las Vegas	Las Vegas 40, Kansas City 32	
<b>OVERTIME WIN</b>				
KC	12/18/2022	@ Houston	Kansas City 30, Houston 24	

# THE LAST TIME

Opp	11/19/2017	@ N.Y. Giants	N.Y. Giants 12, Kansas City 9	
<b>OVERTIME LOSS</b>				
KC	11/19/2017	@ N.Y. Giants	N.Y. Giants 12, Kansas City 9	
Opp	12/18/2022	@ Houston	Kansas City 30, Houston 24	
<b>OVERTIME TIE</b>				
KC	11/19/1989	@ Cleveland		Kansas City 10, Cleveland 10
Opp	11/19/1989	@ Cleveland		Kansas City 10, Cleveland 10
<b>20 FIRST-QUARTER POINTS</b>				
KC	9/16/2018	@ Pittsburgh	Kansas City 21, Pittsburgh 0	
Opp	10/2/2016	@ Pittsburgh	Pittsburgh 22, Kansas City 0	
<b>20 SECOND-QUARTER POINTS</b>				
KC	9/24/2023	vs. Chicago	Kansas City 27, Chicago 0	
Opp	10/11/2020	vs. Las Vegas	Las Vegas 21, Kansas City 17	
<b>20 THIRD-QUARTER POINTS</b>				
KC	12/14/2014	vs. Oakland	Kansas City 21, Las Vegas 3	
Opp	12/6/2009	vs. Denver	Denver 20, Kansas City 0	
<b>20 FOURTH-QUARTER POINTS</b>				
KC	11/19/2018	@ L.A. Rams	Kansas City 21, L.A. Rams 14	
Opp	10/8/2017	@ Houston	Houston 21, Kansas City 19	
<b>SHUTOUT AT HOME</b>				
KC	10/1/2006	vs. San Francisco	Kansas City 41, San Francisco 0	
Opp				* Never Has Happened *
<b>SHUTOUT ON THE ROAD</b>				
KC	10/23/2011	@ Oakland	Kansas City 28, Las Vegas 0	
Opp	12/16/2012	@ Oakland	Las Vegas 15, Kansas City 0	
<b>OVERTIME WIN AT HOME</b>				
KC	11/6/2022	vs. Tennessee	Kansas City 20, Tennessee 17	
Opp	12/24/2011	vs. Oakland	Las Vegas 16, Kansas City 13	
<b>OVERTIME WIN ON THE ROAD</b>				
KC	12/18/2022	@ Houston	Kansas City 30, Houston 24	
Opp	11/19/2017	@ N.Y. Giants	N.Y. Giants 12, Kansas City 9	
<b>10 PENALTIES</b>				
KC	10/8/2023	@ Minnesota	10 pen	Kansas City 27, Minnesota 20
Opp	10/23/2022	@ San Francisco	10 pen	Kansas City 44, San Francisco 23
<b>THREE TOTAL TOUCHDOWNS</b>				
KC	10/8/2023	@ Minnesota	3 td	Kansas City 27, Minnesota 20 (10:06) (Shotgun) I.Pacheco up the middle for 1 yard, TOUCHDOWN. Penalty on MIN-J.Metellus, Defensive Offside, declined. (10:13) (Shotgun) P.Mahomes pass short middle to R.Rice for 8 yards, TOUCHDOWN. (2:48) (Shotgun) P.Mahomes pass short right to T.Keice for 4 yards, TOUCHDOWN.
Opp	9/7/2023	vs. Detroit	3 td	Detroit 21, Kansas City 20 (2:52) (Shotgun) J.Goff pass short right to A.St. Brown for 9 yards, TOUCHDOWN. (11:04) (Shotgun) P.Mahomes pass short right intended for K.Toney INTERCEPTED by B.Branch at 50. B.Branch for 50 yards, TOUCHDOWN. (7:11) D.Montgomery up the middle for 8 yards, TOUCHDOWN.
<b>NO TURNOVERS</b>				
KC	10/8/2023	@ Minnesota	0 to	Kansas City 27, Minnesota 20
Opp	12/4/2022	@ Cincinnati	0 to	Cincinnati 27, Kansas City 24
<b>FOUR TOTAL TOUCHDOWNS</b>				
KC	1/7/2023	@ Las Vegas	4 td	Kansas City 31, Las Vegas 13 (12:58) (Shotgun) P.Mahomes pass short left to J.McKinnon for 2 yards, TOUCHDOWN. (15:00) (Shotgun) R.Jones left guard for 2 yards, TOUCHDOWN. (:53) K.Toney left end for 11 yards, TOUCHDOWN. (11:06) (Shotgun) I.Pacheco left guard for 1 yard, TOUCHDOWN.
Opp	12/11/2022	@ Denver	4 td	Kansas City 34, Denver 28 (1:38) (No Huddle, Shotgun) R.Wilson pass deep left to J.Jeudy for 18 yards, TOUCHDOWN. (:14) (Shotgun) R.Wilson pass short right to J.Jeudy for 5 yards, TOUCHDOWN. (13:16) (Shotgun) R.Wilson pass short right to M.Mack for 66 yards, TOUCHDOWN. (10:54) (Shotgun) B.Rypien pass short middle to J.Jeudy for 7 yards, TOUCHDOWN.
<b>OVER 40:00 TIME OF POSSESSION (NON-OT)</b>				
KC	12/20/2020	@ New Orleans	41:14 TOP	Kansas City 32, New Orleans 29
Opp	12/3/2017	@ N.Y. Jets	42:49 TOP	N.Y. Jets 38, Kansas City 31
<b>NO SACKS/NO INTERCEPTIONS ALLOWED</b>				
KC	9/11/2022	@ Arizona		
Opp	10/10/2021	vs. Buffalo		



# THE LAST TIME

## SCORE TOUCHDOWN IN EACH QUARTER

KC	10/23/2022	@ San Francisco	(7, 7, 14, 16 Points)	Kansas City 44, San Francisco 23
Opp	1/2/2022	@ Cincinnati	(7, 10, 7, 10 Points)	Cincinnati 34, Kansas City 31

## 30 ONE-HALF POINTS

KC	9/24/2023	vs. Chicago	34 (first half)	Kansas City 41, Chicago 10
Opp	11/19/2018	@ L.A. Rams	31 (second half)	L.A. Rams 54, Kansas City 51

## WON GAME BY 20+ POINTS

KC	9/24/2023	vs. Chicago	Kansas City 41, Chicago 10	
Opp	10/24/2021	@ Tennessee	Tennessee 27, Kansas City 3	

***LAST GAME***



# National Football League Game Summary

NFL Copyright © 2023 by The National Football League. All rights reserved. This summary and play-by-play is for the express purpose of assisting media in their coverage of the game; any other use of this material is prohibited without the written permission of the National Football League.

Date: Thursday, 10/12/2023

## Denver Broncos at Kansas City Chiefs

Start Time: 7:18 PM CDT

at GEHA Field at Arrowhead Stadium, Kansas City, MO

### Game Day Weather

Temp: 62° F (16.7° C) Humidity: 67%, Wind: S 15 mph

Open Stadium on Natural Grass

### Officials

Referee: Hochuli, Shawn (83)      Umpire: Killens Jr., Terry (77)      Down Judge: Holt, Patrick (106)  
Line Judge: Podraza, Tim (47)      Field Judge: Ledet, Jason (72)      Side Judge: Hill, Chad (125)  
Back Judge: Martinez, Rich (39)      Replay Official: Cerimeli, Tyler (0)

### Lineups

Denver Broncos			Kansas City Chiefs				
Offense		Defense	Offense		Defense		
WR 89	B.Johnson	DE 99	Z.Allen	TE 87	T.Kelce	DE 56	G.Karlaftis
TE 82	A.Trautman	NT 98	M.Purcell	TE 83	N.Gray	DT 91	D.Nnadi
LT 72	G.Bolles	DE 92	J.Harris	LT 79	D.Smith	DT 95	C.Jones
LG 74	B.Powers	SLB 0	J.Cooper	LG 62	J.Thuney	DE 51	M.Danna
C 79	L.Cushenberry	ILB 41	D.Sanders	C 52	C.Humphrey	LB 50	W.Gay
RG 77	Q.Meinerz	ILB 47	J.Jewell	RG 65	T.Smith	LB 32	N.Bolton
RT 69	M.McGlinchey	ILB 49	A.Singleton	RT 74	J.Taylor	DB 27	C.Conner
WR 14	C.Sutton	LCB 2	P.Surtain	WR 11	M.Valdes-Scantling	CB 22	T.McDuffie
QB 3	R.Wilson	RCB 27	D.Mathis	WR 24	S.Moore	CB 38	L.Sneed
RB 38	J.McLaughlin	S 22	K.Jackson	QB 15	P.Mahomes	S 20	J.Reid
WR 10	J.Jeudy	S 31	J.Simmons	RB 10	I.Pacheco	S 6	B.Cook

### Substitutions

CB 1 T.Smith, S 6 P.Locke, P 9 R.Dixon, K 16 W.Lutz, WR 17 L.Humphrey, WR 19 M.Mims, FB 20 M.Burton, CB 23 F.Moreau, RB 25 S.Perine, CB 29 J.McMillian, S 32 D.Turner-Yell, RB 33 J.Williams, CB 37 R.Moss, RB 39 D.Washington, ILB 40 J.Strnad, OLB 42 N.Bonitto, LS 48 M.Fraboni, DE 51 R.Perkins, T 75 Q.Bailey, TE 80 G.Dulcich, TE 84 C.Manhertz, DE 91 M.Henningsen, NT 96 T.Lancaster

### Substitutions

RB 1 J.McKinnon, CB 2 J.Williams, WR 4 R.Rice, P 5 T.Townsend, K 7 H.Butker, WR 8 J.Ross, WR 12 M.Washington, WR 19 K.Toney, S 21 M.Edwards, LB 23 D.Tranquill, RB 25 C.Edwards-Helaire, CB 35 Ja.Watson, LS 41 J.Winchester, LB 43 J.Cochrane, LB 44 Ca.Jones, LB 54 L.Chenal, OL 64 W.Morris, G 73 N.Allegretti, T 77 L.Niang, TE 81 B.Bell, WR 84 Ju.Watson, DT 93 M.Dickerson, DE 94 M.Herring, DE 97 F.Anudike-Uzomah, DT 98 T.Wharton

### Did Not Play

QB 4 J.Stidham, C 60 L.Wattenberg, T 73 C.Fleming

### Did Not Play

QB 9 B.Gabbert

### Not Active

S 34 J.Skinner, TE 45 N.Adkins, OLB 55 F.Clark, OLB 59 T.Incoom, C 76 A.Forsyth, DT 93 D.Jones, DL 95 E.Garcia

### Not Active

CB 31 N.Jones, DE 53 B.Thompson, OL 66 M.Caliendo, DE 92 N.Farrell, DT 99 K.Coburn

### Field Goals (made ( ) & missed)

		H.Butker	(35)	(60)	(25)	(52)		
		1	2	3	4	OT	Total	
VISITOR:	Denver Broncos	0	0	0	8	0	8	
HOME:	Kansas City Chiefs	3	10	3	3	0	19	

### Scoring Plays

Team	Qtr	Time	Play Description (Extra Point) (Drive Info)	Visitor	Home
Chiefs	1	5:40	H.Butker 35 yd. Field Goal (9-42, 3:44)	0	3
Chiefs	2	3:06	K.Toney 3 yd. pass from P.Mahomes (H.Butker kick) (7-62, 3:22)	0	10
Chiefs	2	0:00	H.Butker 60 yd. Field Goal (3-19, 0:15)	0	13
Chiefs	3	9:16	H.Butker 25 yd. Field Goal (12-68, 5:44)	0	16
Broncos	4	6:07	C.Sutton 11 yd. pass from R.Wilson (J.Williams run) (6-61, 3:15)	8	16
Chiefs	4	1:55	H.Butker 52 yd. Field Goal (9-41, 4:12)	8	19

Paid Attendance: 73,528

Time: 2:50

**Denver Broncos vs Kansas City Chiefs**  
**10/12/2023 at GEHA Field at Arrowhead Stadium**

# Final Individual Statistics

## Denver Broncos

## Kansas City Chiefs

RUSHING						RUSHING											
	ATT	YDS	AVG	LG	TD		ATT	YDS	AVG	LG	TD						
J.Williams	10	52	5.2	18	0	I.Pacheco	16	62	3.9	15	0						
R.Wilson	4	31	7.8	12	0	P.Mahomes	6	31	5.2	15	0						
J.McLaughlin	7	30	4.3	9	0	C.Edwards-Helaire	2	7	3.5	7	0						
M.Burton	2	2	1.0	3	0	N.Gray	1	1	1.0	1	0						
						K.Toney	2	-5	-2.5	-2	0						
Total	23	115	5.0	18	0	Total	27	96	3.6	15	0						
PASSING									PASSING								
ATT	CMP	YDS	SK/YD	TD	LG	IN	RT		ATT	CMP	YDS	SK/YD	TD	LG	IN	RT	
R.Wilson	22	13	95	4/13	1	21	2	46.6	P.Mahomes	40	30	306	2/13	1	40	1	94.4
									K.Toney	1	0	0	0/0	0	0	0	39.6
Total	22	13	95	4/13	1	21	2	46.6	Total	41	30	306	2/13	1	40	1	92.1
PASS RECEIVING								PASS RECEIVING									
TAR	REC	YDS	AVG	LG	TD			TAR	REC	YDS	AVG	LG	TD				
C.Sutton	6	4	46	11.5	21	1		T.Kelce	9	9	124	13.8	40	0			
J.Jeudy	5	3	14	4.7	13	0		I.Pacheco	6	6	36	6.0	9	0			
S.Perine	2	2	16	8.0	15	0		R.Rice	4	4	72	18.0	28	0			
J.McLaughlin	2	2	12	6.0	7	0		J.McKinnon	5	3	20	6.7	9	0			
A.Trautman	2	1	4	4.0	4	0		K.Toney	6	3	9	3.0	5	1			
G.Dulcich	2	1	3	3.0	3	0		S.Moore	4	2	22	11.0	12	0			
B.Johnson	2	0	0	0.0	0	0		N.Gray	2	2	14	7.0	7	0			
C.Manhertz	1	0	0	0.0	0	0		C.Edwards-Helaire	1	1	9	9.0	9	0			
								M.Valdes-Scantling	1	0	0	0.0	0	0			
								Ju.Watson	1	0	0	0.0	0	0			
Total	22	13	95	7.3	21	1		Total	39	30	306	10.2	40	1			
INTERCEPTIONS						INTERCEPTIONS											
NO	YDS	AVG	LG	TD		NO	YDS	AVG	LG	TD							
J.Simmons	1	6	6.0	6	0	J.Reid	1	11	11.0	11	0						
						N.Bolton	1	1	1.0	1	0						
Total	1	6	6.0	6	0	Total	2	12	6.0	11	0						
PUNTING								PUNTING									
NO	YDS	AVG	NET	TB	IN20	LG		NO	YDS	AVG	NET	TB	IN20	LG			
R.Dixon	5	224	44.8	42.8	0	1	52	T.Townsend	3	144	48.0	38.0	0	1	62		
Total	5	224	44.8	42.8	0	1	52	Total	3	144	48.0	38.0	0	1	62		
PUNT RETURNS								PUNT RETURNS									
NO	YDS	AVG	FC	LG	TD			NO	YDS	AVG	FC	LG	TD				
M.Mims	2	30	15.0	0	18	0		M.Washington	3	10	3.3	0	10	0			
[DOWNED]	1	0	0.0	0	0	0		[DOWNED]	2	0	0.0	0	0	0			
Total	2	30	15.0	0	18	0		Total	3	10	3.3	0	10	0			
KICKOFF RETURNS								KICKOFF RETURNS									
NO	YDS	AVG	FC	LG	TD			NO	YDS	AVG	FC	LG	TD				
[TOUCHBACK]	5	0	0.0	0	0	0		[TOUCHBACK]	2	0	0.0	0	0	0			
Total	0	0	0.0	0	0	0		Total	0	0	0.0	0	0	0			

### Denver Broncos

FUMBLES												
FUM	LOST	OWN-REC	YDS	TD	FORCED	OPP-REC	YDS	TD	OUT-BDS			
S.Perine	1	1	0	0	0	0	0	0	0			
M.Fraboni	0	0	0	0	0	1	0	0	0			
Total	1	1	0	0	0	1	0	0	0			

### Kansas City Chiefs

FUMBLES												
FUM	LOST	OWN-REC	YDS	TD	FORCED	OPP-REC	YDS	TD	OUT-BDS			
M.Washington	2	0	1	0	0	0	0	0	1			
T.McDuffie	0	0	0	0	0	1	0	0	0			
W.Gay	0	0	0	0	0	0	1	1	0			
Total	2	0	1	0	0	1	1	1	1			

**Denver Broncos vs Kansas City Chiefs**  
**10/12/2023 at GEHA Field at Arrowhead Stadium**

# Final Team Statistics

	<b>Visitor Broncos</b>	<b>Home Chiefs</b>
<b>TOTAL FIRST DOWNS</b>	14	22
By Rushing	8	6
By Passing	4	14
By Penalty	2	2
<b>THIRD DOWN EFFICIENCY</b>	4-10-40.0%	4-13-30.8%
<b>FOURTH DOWN EFFICIENCY</b>	0-1-0.0%	0-1-0.0%
<b>TOTAL NET YARDS</b>	197	389
Total Offensive Plays (inc. times thrown passing)	49	70
Average gain per offensive play	4.0	5.6
<b>NET YARDS RUSHING</b>	115	96
Total Rushing Plays	23	27
Average gain per rushing play	5.0	3.6
Tackles for a loss-number and yards	2-3	5-8
<b>NET YARDS PASSING</b>	82	293
Times thrown - yards lost attempting to pass	4-13	2-13
Gross yards passing	95	306
<b>PASS ATTEMPTS-COMPLETIONS-HAD INTERCEPTED</b>	22-13-2	41-30-1
Avg gain per pass play (inc.# thrown passing)	3.2	6.8
<b>KICKOFFS Number-In End Zone-Touchbacks</b>	2-2-2	5-5-5
<b>PUNTS Number and Average</b>	5-44.8	3-48.0
Had Blocked	0	0
<b>FGs - PATs Had Blocked</b>	0-0	0-0
<b>Net Punting Average</b>	42.8	38.0
<b>TOTAL RETURN YARDAGE (Not Including Kickoffs)</b>	36	22
No. and Yards Punt Returns	2-30	3-10
No. and Yards Kickoff Returns	0-0	0-0
No. and Yards Interception Returns	1-6	2-12
<b>PENALTIES Number and Yards</b>	3-34	7-84
<b>FUMBLES Number and Lost</b>	1-1	2-0
<b>TOUCHDOWNS</b>	1	1
Rushing	0	0
Passing	1	1
<b>EXTRA POINTS Made-Attempts</b>	1-1	1-1
Kicking Made-Attempts	0-0	1-1
Rushing Made-Attempts	1-1	0-0
<b>FIELD GOALS Made-Attempts</b>	0-0	4-4
<b>RED ZONE EFFICIENCY</b>	1-1-100%	1-5-20%
<b>GOAL TO GO EFFICIENCY</b>	0-0-0%	1-2-50%
<b>SAFETIES</b>	0	0
<b>FINAL SCORE</b>	8	19
<b>TIME OF POSSESSION</b>	24:11	35:49

**Denver Broncos vs Kansas City Chiefs**  
**10/12/2023 at GEHA Field at Arrowhead Stadium**

# Ball Possession And Drive Chart

**Denver Broncos**

#	Time Recd	Time Lost	Time Poss	How Ball Obtained	Drive Began	# Play	Yds Gain	Yds Pen	Net Yds	1st Down	Last Scrm	How Given Up
1	15:00	9:24	5:36	Kickoff	DEN 25	9	34	0	34	2	KC 38	Downs
2	5:40	4:53	0:47	Kickoff	DEN 25	2	18	0	18	1	DEN 43	Interception
3	2:55	14:20	3:35	Interception	DEN 7	6	19	0	19	1	DEN 26	Punt
4	8:04	6:28	1:36	Downs	DEN 5	3	5	0	5	0	DEN 10	Punt
5	3:06	1:49	1:17	Kickoff	DEN 25	3	5	0	5	0	DEN 30	Punt
6	0:47	0:15	0:32	Punt	DEN 24	4	13	0	13	1	DEN 37	Punt
7	9:16	5:38	3:38	Kickoff	DEN 25	6	30	17	47	3	KC 28	Interception
8	1:27	12:45	3:42	Punt	DEN 5	8	22	0	22	2	DEN 27	Punt
9	9:22	6:07	3:15	Punt	DEN 39	6	50	11	61	4	* KC 11	Touchdown
10	1:55	1:42	0:13	Kickoff	DEN 25	2	1	0	1	0	DEN 25	Fumble

(205) Average DEN 20

**Kansas City Chiefs**

#	Time Recd	Time Lost	Time Poss	How Ball Obtained	Drive Began	# Play	Yds Gain	Yds Pen	Net Yds	1st Down	Last Scrm	How Given Up
1	9:24	5:40	3:44	Downs	KC 41	9	42	0	42	3	* DEN 17	Field Goal
2	4:53	2:55	1:58	Interception	KC 43	4	42	0	42	1	* DEN 15	Interception
3	14:20	8:04	6:16	Punt	KC 43	11	57	-5	52	3	* DEN 6	Downs
4	6:28	3:06	3:22	Punt	KC 38	7	62	0	62	4	* DEN 3	Touchdown
5	1:49	0:47	1:02	Punt	KC 19	4	5	8	13	1	KC 32	Punt
6	0:15	0:00	0:15	Punt	KC 39	3	19	0	19	1	DEN 42	Field Goal
7	15:00	9:16	5:44	Kickoff	KC 25	12	68	0	68	5	* DEN 7	Field Goal
8	5:38	1:27	4:11	Interception	KC 36	6	21	0	21	1	DEN 43	Punt
9	12:45	9:22	3:23	Punt	KC 12	6	34	-15	19	1	KC 31	Punt
10	6:07	1:55	4:12	Kickoff	KC 25	9	41	0	41	2	DEN 34	Field Goal
11	1:42	0:00	1:42	Fumble	DEN 25	3	-2	0	-2	0	DEN 26	End of Game

(396) Average KC 36

**\* inside opponent's 20**

Time of Possession by Quarter		1st	2nd	3rd	4th	OT	Total
<b>Visitor</b>	Denver Broncos	9:18	4:05	5:05	5:43		24:11
<b>Home</b>	Kansas City Chiefs	5:42	10:55	9:55	9:17		35:49

**Kickoff Drive No.-Start Average**                      Broncos: 5 - DEN 25                      Chiefs: 2 - KC 25

**Denver Broncos vs Kansas City Chiefs**  
**10/12/2023 at GEHA Field at Arrowhead Stadium**

# Final Defensive Statistics

Denver Broncos	Regular Defensive Plays											Special Teams					Misc			
	TKL	AST	COMB	SK	/ YDS	TFL	Q	IN	PD	FF	FR	TKL	AST	FF	FR	BL	TKL	AST	FF	FR
A.Singleton	9	1	10	0	0	0	0	0	0	0	0	1	0	0	0	0	0	0	0	0
J.Jewell	7	2	9	0	0	0	0	0	0	0	0	0	0	0	0	0	0	0	0	0
J.McMillian	7	0	7	0	0	3	0	0	1	0	0	0	0	0	0	0	0	0	0	0
P.Surtain	7	0	7	0	0	0	0	0	0	0	0	0	0	0	0	0	0	0	0	0
J.Simmons	5	0	5	0	0	1	0	1	1	0	0	0	0	0	0	0	0	0	0	0
K.Jackson	4	1	5	0	0	0	0	0	0	0	0	0	0	0	0	0	0	0	0	0
Z.Allen	2	2	4	1	11	1	1	0	0	0	0	0	0	0	0	0	0	0	0	0
J.Cooper	3	0	3	1	2	1	2	0	1	0	0	0	0	0	0	0	0	0	0	0
N.Bonitto	2	1	3	0	0	1	2	0	0	0	0	0	0	0	0	0	0	0	0	0
J.Harris	2	1	3	0	0	0	0	0	0	0	0	0	0	0	0	0	0	0	0	0
D.Mathis	1	1	2	0	0	0	0	0	1	0	0	0	0	0	0	0	0	0	0	0
M.Purcell	1	1	2	0	0	0	0	0	1	0	0	0	0	0	0	0	0	0	0	0
R.Perkins	0	2	2	0	0	0	0	0	0	0	0	0	0	0	0	0	0	0	0	0
D.Sanders	0	1	1	0	0	0	0	0	0	0	0	0	0	0	0	0	0	0	0	0
M.Henningsen	0	1	1	0	0	0	0	0	0	0	0	0	0	0	0	0	0	0	0	0
T.Lancaster	0	1	1	0	0	0	0	0	0	0	0	0	0	0	0	0	0	0	0	0
T.Smith	0	0	0	0	0	0	0	0	0	0	0	1	0	0	0	0	0	0	0	0
M.Fraboni	0	0	0	0	0	0	0	0	0	0	0	0	1	1	0	0	0	0	0	0
R.Dixon	0	0	0	0	0	0	0	0	0	0	0	0	1	0	0	0	0	0	0	0
J.Jeudy	0	0	0	0	0	0	0	0	0	0	0	0	0	0	0	0	1	0	0	0
M.Burton	0	0	0	0	0	0	0	0	0	0	0	0	0	0	0	0	1	0	0	0
<b>Total</b>	<b>50</b>	<b>15</b>	<b>65</b>	<b>2</b>	<b>13</b>	<b>7</b>	<b>5</b>	<b>1</b>	<b>5</b>	<b>0</b>	<b>0</b>	<b>2</b>	<b>2</b>	<b>1</b>	<b>0</b>	<b>0</b>	<b>2</b>	<b>0</b>	<b>0</b>	<b>0</b>

TKL = Tackle AST = Assist COMB = Combined QH=QB Hit IN = Interception PD = Pass Defense FF = Forced Fumble FR = Fumble Recovery

Kansas City Chiefs	Regular Defensive Plays											Special Teams					Misc			
	TKL	AST	COMB	SK	/ YDS	TFL	QH	IN	PD	FF	FR	TKL	AST	FF	FR	BL	TKL	AST	FF	FR
W.Gay	5	1	6	0	0	0	0	0	1	0	1	0	0	0	0	0	0	0	0	0
J.Reid	4	1	5	1	3	1	1	1	1	0	0	0	0	0	0	0	0	0	0	0
L.Sneed	3	2	5	0	0	0	0	0	0	0	0	0	0	0	0	0	0	0	0	0
N.Bolton	3	1	4	0	0	0	0	1	1	0	0	0	0	0	0	0	0	0	0	0
C.Jones	2	2	4	1	3.5	0	3	0	1	0	0	0	0	0	0	0	0	0	0	0
D.Tranquill	3	0	3	1	3	1	1	0	0	0	0	0	0	0	0	0	0	0	0	0
G.Karlaftis	2	1	3	0.5	3.5	0	1	0	2	0	0	0	0	0	0	0	0	0	0	0
T.McDuffie	2	0	2	0	0	0	0	0	0	1	0	0	0	0	0	0	0	0	0	0
L.Chenal	2	0	2	0	0	1	0	0	0	0	0	0	0	0	0	0	0	0	0	0
M.Herring	1	1	2	0.5	0	1	1	0	0	0	0	0	0	0	0	0	0	0	0	0
B.Cook	1	1	2	0	0	0	0	0	0	0	0	0	0	0	0	0	0	0	0	0
J.Williams	1	1	2	0	0	0	0	0	0	0	0	0	0	0	0	0	0	0	0	0
Ja.Watson	1	0	1	0	0	0	0	0	2	0	0	0	0	0	0	0	0	0	0	0
M.Edwards	1	0	1	0	0	0	0	0	1	0	0	0	0	0	0	0	0	0	0	0
C.Conner	1	0	1	0	0	1	0	0	0	0	0	0	0	0	0	0	0	0	0	0
M.Danna	1	0	1	0	0	0	0	0	0	0	0	0	0	0	0	0	0	0	0	0
D.Nnadi	1	0	1	0	0	0	0	0	0	0	0	0	0	0	0	0	0	0	0	0
N.Gray	0	0	0	0	0	0	0	0	0	0	0	1	0	0	0	0	0	0	0	0
J.Cochrane	0	0	0	0	0	0	0	0	0	0	0	1	0	0	0	0	0	0	0	0
M.Washington	0	0	0	0	0	0	0	0	0	0	0	0	0	0	1	0	0	0	0	0
R.Rice	0	0	0	0	0	0	0	0	0	0	0	0	0	0	0	0	1	0	0	0
<b>Total</b>	<b>34</b>	<b>11</b>	<b>45</b>	<b>4</b>	<b>13</b>	<b>5</b>	<b>7</b>	<b>2</b>	<b>9</b>	<b>1</b>	<b>1</b>	<b>2</b>	<b>0</b>	<b>0</b>	<b>1</b>	<b>0</b>	<b>1</b>	<b>0</b>	<b>0</b>	<b>0</b>







## Play By Play

## First Quarter

10/12/2023

KC wins the coin toss and elects to defer. DEN elects to Receive, and KC elects to defend the east goal.

H.Butker kicks 65 yards from KC 35 to end zone, Touchback.

## Denver Broncos at 15:00

1-10-DEN 25	(15:00) (Shotgun) J.McLaughlin right tackle to DEN 34 for 9 yards (W.Gay).	
2-1-DEN 34	(14:27) M.Burton right guard to DEN 37 for 3 yards (L.Sneed; W.Gay).	R1
<u>1-10-DEN 37</u>	(13:54) (Shotgun) R.Wilson pass short left to C.Sutton to DEN 46 for 9 yards (T.McDuffie).	
2-1-DEN 46	(13:18) R.Wilson pass short right to J.Jeudy to DEN 45 for -1 yards (C.Conner).	
3-2-DEN 45	(12:20) Q.Bailey reported in as eligible. J.Williams right tackle to KC 45 for 10 yards (B.Cook).	R2
<u>1-10-KC 45</u>	(11:39) (Shotgun) J.Williams up the middle to KC 42 for 3 yards (C.Jones).	
2-7-KC 42	(11:01) J.McLaughlin right tackle to KC 42 for no gain (W.Gay).	
3-7-KC 42	(10:19) (Shotgun) R.Wilson pass short right to A.Trautman to KC 38 for 4 yards (J.Reid).	
	Timeout #1 by DEN at 09:32.	
4-3-KC 38	(9:32) (Shotgun) R.Wilson sacked at KC 41 for -3 yards (J.Reid).	

Timeout at 09:24.

## Kansas City Chiefs at 9:24

1-10-KC 41	(9:24) (Shotgun) I.Pacheco right guard to KC 45 for 4 yards (D.Sanders; Z.Allen).	
2-6-KC 45	(8:50) (Shotgun) I.Pacheco right tackle to DEN 48 for 7 yards (D.Mathis; J.Harris).	R1
<u>1-10-DEN 48</u>	(8:13) (Shotgun) P.Mahomes pass short left to T.Kelce to DEN 43 for 5 yards. Lateral to N.Gray pushed ob at DEN 36 for 7 yards (P.Surtain).	P2
<u>1-10-DEN 36</u>	(7:32) (Shotgun) P.Mahomes pass short right to T.Kelce to DEN 28 for 8 yards (J.Jewell).	
2-2-DEN 28	(6:58) I.Pacheco left end pushed ob at DEN 24 for 4 yards (P.Surtain).	R3
<u>1-10-DEN 24</u>	(6:28) (Shotgun) P.Mahomes pass incomplete short right to K.Toney (J.McMillian).	
2-10-DEN 24	(6:24) (Shotgun) P.Mahomes pass short middle to R.Rice to DEN 17 for 7 yards (J.McMillian).	
3-3-DEN 17	(5:46) (Shotgun) P.Mahomes pass incomplete short right to K.Toney (M.Purcell).	
4-3-DEN 17	<b>(5:44) H.Butker 35 yard field goal is GOOD, Center-J.Winchester, Holder-T.Townsend.</b>	

Timeout at 05:40.

<b>DEN 0 KC 3, 9 plays, 42 yards, 3:44 drive, 9:20 elapsed</b>
--

H.Butker kicks 65 yards from KC 35 to end zone, Touchback.

## Denver Broncos at 5:40

1-10-DEN 25	(5:40) J.Williams up the middle to DEN 43 for 18 yards (L.Sneed).	R3
<u>1-10-DEN 43</u>	(5:00) R.Wilson pass short left intended for J.Jeudy INTERCEPTED by N.Bolton at KC 42. N.Bolton to KC 43 for 1 yard (J.Jeudy).	

Timeout at 04:53.

## Kansas City Chiefs at 4:53

1-10-KC 43	(4:53) (Shotgun) P.Mahomes pass deep right to T.Kelce pushed ob at DEN 17 for 40 yards (J.Simmons).	P4
	<i>Penalty on DEN-D.Mathis, Defensive Holding, declined.</i>	
<u>1-10-DEN 17</u>	(4:24) K.Toney left end to DEN 20 for -3 yards (J.McMillian).	
2-13-DEN 20	(3:47) (Shotgun) P.Mahomes pass short left to I.Pacheco to DEN 15 for 5 yards (J.Jewell, A.Singleton).	
3-8-DEN 15	(3:04) (Shotgun) P.Mahomes pass short right intended for S.Moore INTERCEPTED by J.Simmons (J.Cooper) [N.Bonitto] at DEN 1. J.Simmons to DEN 7 for 6 yards (R.Rice).	

Timeout at 02:55.

## Denver Broncos at 2:55

1-10-DEN 7	(2:55) (Shotgun) J.McLaughlin left end to DEN 11 for 4 yards (G.Karlaftis).	
2-6-DEN 11	(2:15) J.McLaughlin right guard to DEN 16 for 5 yards (W.Gay).	
3-1-DEN 16	(1:50) B.Powers reported in as eligible. R.Wilson up the middle to DEN 18 for 2 yards (D.Tranquill).	R4
<u>1-10-DEN 18</u>	(1:12) (No Huddle, Shotgun) R.Wilson pass short right to J.Jeudy to DEN 20 for 2 yards (D.Tranquill).	
2-8-DEN 20	(:35) J.McLaughlin left guard to DEN 27 for 7 yards (W.Gay, B.Cook).	

## END OF QUARTER

	Score	Time Poss	First Downs				Efficiencies	
			R	P	X	T	3 Down	4 Down
Denver Broncos	0	9:18	4	0	0	4	2/3	0/1
Kansas City Chiefs	3	5:42	2	2	0	4	0/2	0/0

## Second Quarter

10/12/2023

## Play By Play

Denver Broncos continued.

- 3-1-DEN 27 (15:00) M.Burton right guard to DEN 26 for -1 yards (M.Herring, L.Sneed).  
 4-2-DEN 26 (14:29) R.Dixon punts 41 yards to KC 33, Center-M.Fraboni. M.Washington pushed ob at KC 43 for 10 yards (A.Singleton).

## Kansas City Chiefs at 14:20

- 1-10-KC 43 (14:20) (Shotgun) I.Pacheco left tackle to KC 48 for 5 yards (J.Jewell; Z.Allen).  
 2-5-KC 48 (13:49) (Shotgun) I.Pacheco left guard to KC 48 for no gain (P.Surtain).  
 3-5-KC 48 (13:15) (Shotgun) *PENALTY on DEN-R.Perkins, Neutral Zone Infraction, 5 yards, enforced at KC 48 - No Play.* X5  
1-10-DEN 47 (12:58) (Shotgun) P.Mahomes pass short left to K.Toney to DEN 42 for 5 yards (P.Surtain).  
 2-5-DEN 42 (12:24) (Shotgun) P.Mahomes pass incomplete deep right [Z.Allen].  
*PENALTY on KC-J.Taylor, Offensive Holding, 10 yards, enforced at DEN 42 - No Play.*  
 2-15-KC 48 (12:15) (Shotgun) C.Edwards-Helaire up the middle to DEN 45 for 7 yards (N.Bonitto; J.Jewell).  
 3-8-DEN 45 (11:35) (Shotgun) P.Mahomes pass short middle to T.Kelce to DEN 30 for 15 yards (P.Surtain) [N.Bonitto]. P6  
1-10-DEN 30 (10:52) (Shotgun) P.Mahomes pass short right to I.Pacheco to DEN 21 for 9 yards (J.Simmons).  
 2-1-DEN 21 (10:10) (Shotgun) I.Pacheco up the middle to DEN 14 for 7 yards (J.Jewell). R7  
1-10-DEN 14 (9:37) (Shotgun) I.Pacheco left end to DEN 15 for -1 yards (J.McMillian).  
 2-11-DEN 15 (8:57) (Shotgun) P.Mahomes pass short middle to T.Kelce to DEN 6 for 9 yards (K.Jackson).  
 3-2-DEN 6 (8:16) (Shotgun) P.Mahomes pass incomplete short right to S.Moore.  
 4-2-DEN 6 (8:10) (Field Goal formation) Direct snap to N.Gray. N.Gray up the middle to DEN 5 for 1 yard (J.Jewell).

Timeout at 08:04.

## Denver Broncos at 8:04

- 1-10-DEN 5 (8:04) J.Williams right guard to DEN 7 for 2 yards (M.Danna).  
 2-8-DEN 7 (7:24) (Shotgun) R.Wilson pass short right to G.Dulcich to DEN 10 for 3 yards (W.Gay).  
 3-5-DEN 10 (6:39) (Shotgun) R.Wilson pass incomplete short right to J.Jeudy (G.Karlaftis).  
 4-5-DEN 10 (6:36) R.Dixon punts 52 yards to KC 38, Center-M.Fraboni. M.Washington MUFFS catch, and recovers at KC 38. M.Washington to KC 38 for no gain (T.Smith).

Timeout at 06:28.

## Kansas City Chiefs at 6:28

- 1-10-KC 38 (6:28) P.Mahomes pass short right to T.Kelce to DEN 49 for 13 yards (A.Singleton). P8  
1-10-DEN 49 (5:51) (Shotgun) P.Mahomes pass short left to N.Gray to DEN 43 for 6 yards (K.Jackson).  
 2-4-DEN 43 (5:17) (Shotgun) I.Pacheco right end to DEN 28 for 15 yards (J.Harris). R9  
1-10-DEN 28 (4:35) (Shotgun) P.Mahomes pass deep right to T.Kelce to DEN 9 for 19 yards (P.Surtain). P10  
1-9-DEN 9 (3:50) (Shotgun) P.Mahomes pass incomplete short left.  
 2-9-DEN 9 (3:43) (Shotgun) I.Pacheco right guard to DEN 3 for 6 yards (M.Purcell).  
 3-3-DEN 3 (3:09) (Shotgun) **P.Mahomes pass short right to K.Toney for 3 yards, TOUCHDOWN.** P11  
*(Kick formation) PENALTY on KC-T.Smith, False Start, 5 yards, enforced at DEN 15 - No Play.*  
 H.Butker extra point is GOOD, Center-J.Winchester, Holder-T.Townsend.

Timeout at 03:06.

DEN 0 KC 10, 7 plays, 62 yards, 3:22 drive, 11:54 elapsed

H.Butker kicks 65 yards from KC 35 to end zone, Touchback.

## Denver Broncos at 3:06

- 1-10-DEN 25 (3:06) R.Wilson pass incomplete short right to C.Manhertz (G.Karlaftis).  
 2-10-DEN 25 (3:03) J.Williams left tackle to DEN 33 for 8 yards (N.Bolton; J.Williams).  
 3-2-DEN 33 (2:17) R.Wilson sacked at DEN 30 for -3 yards (D.Tranquill).

Two-Minute Warning

- 4-5-DEN 30 (2:00) R.Dixon punts 51 yards to KC 19, Center-M.Fraboni, downed by DEN-D.Turner-Yell.

Timeout at 01:49.

## Kansas City Chiefs at 1:49

- 1-10-KC 19 (1:49) (Shotgun) P.Mahomes pass short right to J.McKinnon to KC 24 for 5 yards (A.Singleton).  
 2-5-KC 24 (1:28) (No Huddle, Shotgun) P.Mahomes pass deep middle intended for S.Moore INTERCEPTED by K.Jackson at DEN 34. K.Jackson ran ob at KC 47 for 19 yards (R.Rice).  
*PENALTY on DEN-D.Mathis, Defensive Pass Interference, 24 yards, enforced at KC 24 - No Play.* X12  
1-10-KC 48 (1:17) (Shotgun) P.Mahomes pass incomplete short right to K.Toney (D.Mathis).

**Denver Broncos vs Kansas City Chiefs at GEHA Field at Arrowhead Stadium**

- 2-10-KC 48 (1:14) (Shotgun) P.Mahomes pass incomplete short left to J.McKinnon.
- 3-10-KC 48 (1:08) (Shotgun) P.Mahomes pass incomplete short right [J.Cooper].  
*PENALTY on KC-P.Mahomes, Intentional Grounding, 16 yards, enforced at KC 48.*  
*Penalty on KC-D.Smith, Offensive Holding, declined.*
- 4-26-KC 32 (1:01) T.Townsend punts 62 yards to DEN 6, Center-J.Winchester. M.Mims pushed ob at DEN 24 for 18 yards (N.Gray).

**Denver Broncos at 0:47**

- 1-10-DEN 24 (:47) (Shotgun) R.Wilson pass short right to S.Perine pushed ob at DEN 39 for 15 yards (M.Edwards). P5
- 1-10-DEN 39 (:41) (No Huddle, Shotgun) R.Wilson pass incomplete short left to C.Sutton (Ja.Watson).
- 2-10-DEN 39 (:37) (Shotgun) R.Wilson pass short right to C.Sutton to DEN 44 for 5 yards (J.Williams).  
 Timeout #2 by DEN at 00:28.
- 3-5-DEN 44 (:28) (Shotgun) R.Wilson sacked at DEN 37 for -7 yards (sack split by C.Jones and G.Karlaftis).  
 Timeout #3 by DEN at 00:22.
- 4-12-DEN 37 (:22) R.Dixon punts 29 yards to KC 34, Center-M.Fraboni, downed by DEN-R.Moss.  
*PENALTY on DEN-R.Moss, Illegal Touch Kick, 5 yards, enforced at KC 34.*

**Kansas City Chiefs at 0:15**

- 1-10-KC 39 (:15) (Shotgun) P.Mahomes pass short left to J.McKinnon to KC 45 for 6 yards (J.McMillian).  
 Timeout #1 by KC at 00:11.
- 2-4-KC 45 (:11) (Shotgun) P.Mahomes scrambles left guard to DEN 42 for 13 yards (J.McMillian). R13  
 Timeout #2 by KC at 00:04.
- 1-10-DEN 42 (:04) **H.Butker 60 yard field goal is GOOD, Center-J.Winchester, Holder-T.Townsend.**

**DEN 0 KC 13, 3 plays, 19 yards, 0:15 drive, 15:00 elapsed**

**END OF QUARTER**

	Score	Time Poss	First Downs				Efficiencies	
			R	P	X	T	3 Down	4 Down
<b>Denver Broncos</b>	<b>0</b>	<b>4:05</b>	<b>0</b>	<b>1</b>	<b>0</b>	<b>1</b>	<b>0/4</b>	<b>0/0</b>
<b>Kansas City Chiefs</b>	<b>13</b>	<b>10:55</b>	<b>3</b>	<b>4</b>	<b>2</b>	<b>9</b>	<b>2/4</b>	<b>0/1</b>

# Third Quarter

10/12/2023

## Play By Play

KC elects to Receive, and DEN elects to defend the West goal.

W.Lutz kicks 65 yards from DEN 35 to end zone, Touchback.

### Kansas City Chiefs at 15:00

1-10-KC 25	(15:00) (Shotgun) I.Pacheco up the middle to KC 31 for 6 yards (J.Harris).	
2-4-KC 31	(14:27) (Shotgun) P.Mahomes pass short left to I.Pacheco pushed ob at KC 36 for 5 yards (A.Singleton).	P14
1-10-KC 36	(13:55) I.Pacheco right end to KC 38 for 2 yards (A.Singleton).	
2-8-KC 38	(13:18) (Shotgun) P.Mahomes pass short left to C.Edwards-Helaire pushed ob at KC 47 for 9 yards (J.Jewell).	P15
1-10-KC 47	(12:38) (Shotgun) P.Mahomes pass short right to T.Kelce to DEN 41 for 12 yards (A.Singleton).	P16
1-10-DEN 41	(12:05) (Shotgun) P.Mahomes pass short left to S.Moore pushed ob at DEN 31 for 10 yards (P.Surtain).	P17
1-10-DEN 31	(11:31) K.Toney pass incomplete deep right to J.McKinnon.	
2-10-DEN 31	(11:23) (Shotgun) P.Mahomes pass short right to R.Rice to DEN 8 for 23 yards (J.McMillian).	P18
1-8-DEN 8	(10:43) (Shotgun) C.Edwards-Helaire up the middle to DEN 8 for no gain (J.Jewell).	
2-8-DEN 8	(10:08) (Shotgun) P.Mahomes pass short right to I.Pacheco to DEN 7 for 1 yard (J.Jewell).	
3-7-DEN 7	(9:27) (Shotgun) P.Mahomes pass incomplete short left to M.Valdes-Scantling.	
4-7-DEN 7	<b>(9:19) H.Butker 25 yard field goal is GOOD, Center-J.Winchester, Holder-T.Townsend.</b>	

Timeout at 09:16.

**DEN 0 KC 16, 12 plays, 68 yards, 5:44 drive, 5:44 elapsed**

H.Butker kicks 65 yards from KC 35 to end zone, Touchback.

### Denver Broncos at 9:16

1-10-DEN 25	(9:16) (Shotgun) J.McLaughlin right end to DEN 29 for 4 yards (L.Sneed).	
2-6-DEN 29	(8:39) (Shotgun) R.Wilson pass incomplete deep left to C.Sutton (Ja.Watson).	
	<i>PENALTY on KC-Ja.Watson, Defensive Pass Interference, 17 yards, enforced at DEN 29 - No Play.</i>	X6
1-10-DEN 46	(8:33) J.McLaughlin right end to DEN 47 for 1 yard (D.Nnadi).	
2-9-DEN 47	(7:54) (Shotgun) R.Wilson pass short right to J.McLaughlin to KC 46 for 7 yards (N.Bolton, J.Reid).	
3-2-KC 46	(7:07) (Shotgun) J.Williams right guard to KC 41 for 5 yards (J.Reid).	R7
1-10-KC 41	(6:25) (Shotgun) R.Wilson pass short right to J.Jeudy to KC 28 for 13 yards (N.Bolton).	P8
1-10-KC 28	(5:45) (No Huddle, Shotgun) R.Wilson pass short left intended for G.Dulcich INTERCEPTED by J.Reid (W.Gay) at KC 25. J.Reid to KC 36 for 11 yards (M.Burton).	

Timeout at 05:38.

### Kansas City Chiefs at 5:38

1-10-KC 36	(5:38) (Shotgun) P.Mahomes pass short right to N.Gray to KC 37 for 1 yard (J.Simmons).	
2-9-KC 37	(5:00) (Shotgun) P.Mahomes sacked at KC 35 for -2 yards (J.Cooper).	
3-11-KC 35	(4:16) (Shotgun) P.Mahomes scrambles right end ran ob at 50 for 15 yards (K.Jackson).	R19
1-10-50	(3:36) (Shotgun) I.Pacheco left guard to DEN 48 for 2 yards (R.Perkins; M.Henningsen).	
2-8-DEN 48	(2:57) (Shotgun) P.Mahomes pass short left to I.Pacheco to DEN 41 for 7 yards (N.Bonitto, M.Purcell).	
3-1-DEN 41	(2:17) (Shotgun) Direct snap to K.Toney. K.Toney left end to DEN 43 for -2 yards (N.Bonitto, T.Lancaster).	
4-3-DEN 43	(1:36) T.Townsend punts 38 yards to DEN 5, impetus ends at DEN 3, Center-J.Winchester, downed by KC-J.McKinnon.	

Timeout at 01:27.

### Denver Broncos at 1:27

1-10-DEN 5	(1:27) J.Williams right end to DEN 3 for -2 yards (L.Chenal).	
2-12-DEN 3	(:47) R.Wilson scrambles right end to DEN 15 for 12 yards (L.Chenal).	R9
1-10-DEN 15	(:10) (Shotgun) R.Wilson scrambles left guard to DEN 24 for 9 yards (N.Bolton).	

### END OF QUARTER

	Score	Time Poss	First Downs				Efficiencies	
			R	P	X	T	3 Down	4 Down
Denver Broncos	0	5:05	2	1	1	4	1/1	0/0
Kansas City Chiefs	16	9:55	1	5	0	6	1/3	0/0

## Fourth Quarter

10/12/2023

## Play By Play

Denver Broncos continued.

- 2-1-DEN 24 (15:00) R.Wilson sacked at DEN 24 for 0 yards (sack split by M.Herring and C.Jones).  
 3-1-DEN 24 (14:12) Q.Bailey reported in as eligible. J.Williams right end to DEN 27 for 3 yards (L.Sneed). R10  
1-10-DEN 27 (13:32) R.Wilson pass incomplete short right to C.Sutton. KC-J.Reid was injured during the play.

Timeout at 13:28.

- 2-10-DEN 27 (13:08) (Shotgun) R.Wilson pass incomplete short right to B.Johnson (C.Jones).  
 3-10-DEN 27 (13:05) (No Huddle, Shotgun) R.Wilson pass incomplete deep right to B.Johnson (Ja.Watson).  
 4-10-DEN 27 (13:00) R.Dixon punts 51 yards to KC 22, Center-M.Fraboni. M.Washington to KC 47 for 25 yards (M.Fraboni; R.Dixon). FUMBLES (M.Fraboni), ball out of bounds at KC 47.  
*PENALTY on KC-Ca.Jones, Offensive Holding, 10 yards, enforced at KC 22.*

Timeout at 12:45.

## Kansas City Chiefs at 12:45

- 1-10-KC 12 (12:45) (Shotgun) I.Pacheco up the middle to KC 15 for 3 yards (A.Singleton).  
 2-7-KC 15 (12:09) (Shotgun) P.Mahomes pass short left to I.Pacheco to KC 24 for 9 yards (A.Singleton). P20  
1-10-KC 24 (11:30) (Shotgun) I.Pacheco right end to KC 23 for -1 yards (J.McMillian, R.Perkins).  
 2-11-KC 23 (10:49) (Shotgun) P.Mahomes pass incomplete deep right to Ju.Watson. KC-Ju.Watson was injured during the play. He is Out.

Timeout at 10:43.

- 3-11-KC 23 (10:43) (Shotgun) P.Mahomes pass short right to J.McKinnon ran ob at KC 35 for 12 yards (J.Simmons).  
*PENALTY on KC-M.Valdes-Scantling, Illegal Blindside Block, 15 yards, enforced at KC 32.*  
 3-17-KC 17 (10:13) (Shotgun) P.Mahomes pass short left to R.Rice to KC 31 for 14 yards (A.Singleton, K.Jackson).  
 4-3-KC 31 (9:31) T.Townsend punts 42 yards to DEN 27, Center-J.Winchester. M.Mims to DEN 39 for 12 yards (J.Cochrane).

## Denver Broncos at 9:22

- 1-10-DEN 39 (9:22) (Shotgun) R.Wilson pass deep left to C.Sutton ran ob at KC 40 for 21 yards [C.Jones]. P11  
1-10-KC 40 (8:49) J.Williams right end to KC 35 for 5 yards (G.Karlaftis).  
 2-5-KC 35 (8:16) R.Wilson scrambles right end pushed ob at KC 27 for 8 yards (J.Reid). R12  
1-10-KC 27 (7:35) J.Williams up the middle to KC 27 for no gain (C.Jones).  
 2-10-KC 27 (6:57) (Shotgun) R.Wilson pass short right to J.McLaughlin to KC 22 for 5 yards (Ja.Watson).  
 3-5-KC 22 (6:16) (Shotgun) R.Wilson pass incomplete deep left to J.Jeudy (T.McDuffie).  
*PENALTY on KC-M.Edwards, Roughing the Passer, 11 yards, enforced at KC 22 - No Play.* X13  
1-10-KC 11 (6:11) (Shotgun) R.Wilson pass incomplete short left to C.Sutton (Ja.Watson). P14  
**Denver challenged the incomplete pass ruling, and the play was REVERSED.**  
**(Shotgun) R.Wilson pass short left to C.Sutton for 11 yards, TOUCHDOWN.**  
 TWO-POINT CONVERSION ATTEMPT. J.Williams rushes up the middle. ATTEMPT SUCCEEDS.

<b>DEN 8 KC 16, 6 plays, 61 yards, 1 penalty, 3:15 drive, 8:53 elapsed</b>
--

W.Lutz kicks 65 yards from DEN 35 to end zone, Touchback.

## Kansas City Chiefs at 6:07

- 1-10-KC 25 (6:07) (Shotgun) P.Mahomes pass short middle to T.Kelce to KC 28 for 3 yards (A.Singleton).  
 2-7-KC 28 (5:23) (Shotgun) P.Mahomes scrambles right end ran ob at KC 33 for 5 yards (J.Cooper).  
 3-2-KC 33 (4:47) (Shotgun) P.Mahomes pass short middle to R.Rice to DEN 39 for 28 yards (K.Jackson). P21  
1-10-DEN 39 (4:03) (Shotgun) I.Pacheco left guard to DEN 35 for 4 yards (Z.Allen).  
 2-6-DEN 35 (3:23) (Shotgun) P.Mahomes pass short left to S.Moore to DEN 23 for 12 yards (D.Mathis). P22  
 Timeout #1 by DEN at 03:04.  
1-10-DEN 23 (3:04) (Shotgun) I.Pacheco right end to DEN 24 for -1 yards (J.Simmons).  
 Timeout #2 by DEN at 02:59.  
 2-11-DEN 24 (2:59) (Shotgun) P.Mahomes pass short middle to K.Toney to DEN 23 for 1 yard (J.Cooper).  
 3-10-DEN 23 (2:16) (Shotgun) P.Mahomes sacked at DEN 34 for -11 yards (Z.Allen).

Two-Minute Warning

- 4-21-DEN 34 (2:00) **H.Butker 52 yard field goal is GOOD, Center-J.Winchester, Holder-T.Townsend.**

<b>DEN 8 KC 19, 9 plays, 41 yards, 4:12 drive, 13:05 elapsed</b>
--

H.Butker kicks 65 yards from KC 35 to end zone, Touchback.

## Denver Broncos at 1:55

- 1-10-DEN 25 (1:55) (Shotgun) R.Wilson pass incomplete deep right to A.Trautman (M.Edwards).

**Denver Broncos vs Kansas City Chiefs at GEHA Field at Arrowhead Stadium**

2-10-DEN 25 (1:50) (Shotgun) R.Wilson pass short right to S.Perine to DEN 26 for 1 yard (T.McDuffie). FUMBLES (T.McDuffie), RECOVERED by KC-W.Gay at DEN 26. W.Gay to DEN 25 for 1 yard.

**Kansas City Chiefs at 1:42**

1-10-DEN 25 (1:42) P.Mahomes kneels to DEN 26 for -1 yards.

2-11-DEN 26 (1:02) P.Mahomes kneels to DEN 26 for no gain.

3-11-DEN 26 (:23) P.Mahomes kneels to DEN 27 for -1 yards.

**END OF QUARTER**

	Score	Time Poss	First Downs				Efficiencies	
			R	P	X	T	3 Down	4 Down
Denver Broncos	8	5:43	2	2	1	5	1/2	0/0
Kansas City Chiefs	19	9:17	0	3	0	3	1/4	0/0

# Miscellaneous Statistics Report

Denver Broncos vs Kansas City Chiefs  
10/12/2023 at GEHA Field at Arrowhead Stadium

## Ten Longest Plays for Denver Broncos

Yards	Qtr	Play Start	Play Description
21	4	1-10-DEN 39	(9:22) (Shotgun) R.Wilson pass deep left to C.Sutton ran ob at KC 40 for 21 yards [C.Jones].
18	1	1-10-DEN 25	(5:40) J.Williams up the middle to DEN 43 for 18 yards (L.Sneed).
15	2	1-10-DEN 24	(:47) (Shotgun) R.Wilson pass short right to S.Perine pushed ob at DEN 39 for 15 yards (M.Edwards).
13	3	1-10-KC 41	(6:25) (Shotgun) R.Wilson pass short right to J.Jeudy to KC 28 for 13 yards (N.Bolton).
12	3	2-12-DEN 3	(:47) R.Wilson scrambles right end to DEN 15 for 12 yards (L.Chenal).
11	4	1-10-KC 11	(6:11) (Shotgun) R.Wilson pass incomplete short left to C.Sutton (Ja.Watson). Denver challenged the incomplete pass ruling, and the play was REVERSED. (Shotgun) R.Wilson pass short left to C.Sutton for 11 yards, TOUCHDOWN.
10	1	3-2-DEN 45	(12:20) Q.Bailey reported in as eligible. J.Williams right tackle to KC 45 for 10 yards (B.Cook).
9	1	1-10-DEN 25	(15:00) (Shotgun) J.McLaughlin right tackle to DEN 34 for 9 yards (W.Gay).
9	1	1-10-DEN 37	(13:54) (Shotgun) R.Wilson pass short left to C.Sutton to DEN 46 for 9 yards (T.McDuffie).
9	3	1-10-DEN 15	(:10) (Shotgun) R.Wilson scrambles left guard to DEN 24 for 9 yards (N.Bolton).

## Ten Longest Plays for Kansas City Chiefs

Yards	Qtr	Play Start	Play Description
40	1	1-10-KC 43	(4:53) (Shotgun) P.Mahomes pass deep right to T.Kelce pushed ob at DEN 17 for 40 yards (J.Simmons).
28	4	3-2-KC 33	(4:47) (Shotgun) P.Mahomes pass short middle to R.Rice to DEN 39 for 28 yards (K.Jackson).
23	3	2-10-DEN 31	(11:23) (Shotgun) P.Mahomes pass short right to R.Rice to DEN 8 for 23 yards (J.McMillian).
19	2	1-10-DEN 28	(4:35) (Shotgun) P.Mahomes pass deep right to T.Kelce to DEN 9 for 19 yards (P.Surtain).
15	2	3-8-DEN 45	(11:35) (Shotgun) P.Mahomes pass short middle to T.Kelce to DEN 30 for 15 yards (P.Surtain) [N.Bonitto].
15	2	2-4-DEN 43	(5:17) (Shotgun) I.Pacheco right end to DEN 28 for 15 yards (J.Harris).
15	3	3-11-KC 35	(4:16) (Shotgun) P.Mahomes scrambles right end ran ob at 50 for 15 yards (K.Jackson).
14	4	3-17-KC 17	(10:13) (Shotgun) P.Mahomes pass short left to R.Rice to KC 31 for 14 yards (A.Singleton, K.Jackson).
13	2	1-10-KC 38	(6:28) P.Mahomes pass short right to T.Kelce to DEN 49 for 13 yards (A.Singleton).
13	2	2-4-KC 45	(:11) (Shotgun) P.Mahomes scrambles left guard to DEN 42 for 13 yards (J.McMillian).

## Touchdown Scoring Information

		Offense	Defense	Special Teams
<b>VISITOR</b>	Denver Broncos	1	0	0
<b>HOME</b>	Kansas City Chiefs	1	0	0

## Player Scoring Information

Club	Player	TD	Rush TD	Rec TD	KO TD	Punt TD	Int TD	Fum TD	Misc TD	FG	XP	2Pt Rush	2Pt Rec	Sfty	Points
DEN	C.Sutton	0	0	1	0	0	0	0	0	0	0	0	0	0	6
DEN	J.Williams	0	0	0	0	0	0	0	0	0	0	1	0	0	2
KC	H.Butker	0	0	0	0	0	0	0	0	4	1	0	0	0	13
KC	K.Toney	0	0	1	0	0	0	0	0	0	0	0	0	0	6

## Possession Detail

	First Half		Second Half		Game	
	Visitor	Home	Visitor	Home	Visitor	Home
Largest Lead	0	13	0	16	0	16
Drives Leading	0	5	0	5	0	10
Time of Possession Leading	0:00	12:53	0:00	19:12	0:00	32:05
Largest Deficit	-13	0	-16	0	-16	0
Drives Trailing	5	0	4	0	9	0
Time of Possession Trailing	7:47	0:00	10:48	0:00	18:35	0:00
Times Score Tied Up		0		0		0
Lead Changes		1		0		1



**PLAYER  
STATS**





# NICK ALLEGRETTI



**GUARD #73**  
**ILLINOIS**

**5TH** YEAR IN THE NFL

**5TH** YEAR WITH THE CHIEFS

**HEIGHT:** 6'4"  
**WEIGHT:** 310 LBS  
**DRAFTED:** D7-19  
**BIRTHDAY:** 4/21/96

👁 Fifth-year offensive lineman enters his fifth season with the Chiefs in 2023.

👁 Originally entered the NFL as a seventh-round pick (216th overall) by the Kansas City Chiefs in the 2019 NFL Draft.

👁 Allegretti marked the first time in four years that the Chiefs made a selection in the 7th round of the NFL Draft. The Chiefs

did not select in the 7th round in 2016, 2017 or 2018.

**Transactions:**

Re-signed with Kansas City (3/17/23) ... Originally entered the NFL as a seventh-round pick (216th overall) by the Kansas City Chiefs in the 2019 NFL Draft.

### COLLEGE

Appeared in 48 games (36 starts) for the University of Illinois ending his career with 36 consecutive starts ... Two-time team captain in 2017 and 2018 ... Two-time Big Ten Sportsmanship Award winner ... Named 2018 All-Big Ten second team by the media ... During his senior season in 2018, allowed only one QB hit and zero sacks in 394 drop backs according to PFF ... Redshirted his freshman year in 2014.

### PERSONAL

👁 Attended Lincoln-Way East (Ill.) High School, where he did not allow a sack during his entire junior and senior seasons.

👁 Consensus first-team All-State and Chicago Sun-Times All-Area in 2013 after anchoring an offense that averaged over 30 points per game and reached the IHSA class 7A quarterfinals.

👁 Three-time All-Southwest Suburban Blue selection.

👁 Four-year letterwinner in wrestling, finishing with a 45-2 record and placed third in class 3A in 2014.

👁 Earned a bachelor's degree in accountancy in Dec. 2017 and a master's degree in recreation, sport and tourism in May 2019.

👁 Became a first-time father the morning of Super Bowl LVII when wife, Christina, gave birth to the couples' twins.

### NICK ALLEGRETTI'S NFL REGULAR SEASON STATISTICS

DATE	TEAM	GP	GS
2019	Chiefs	7	0
2020	Chiefs	16	9
2021	Chiefs	17	0
2022	Chiefs	17	3
2023	Chiefs	6	0
<b>NFL TOTALS</b>		<b>63</b>	<b>12</b>

### NICK ALLEGRETTI'S NFL POSTSEASON STATISTICS

DATE	TEAM	GP	GS
2019	Chiefs	3	0
2020	Chiefs	3	3
2021	Chiefs	3	0
2022	Chiefs	3	0
<b>NFL TOTALS</b>		<b>12</b>	<b>3</b>



## 2019 GAME-BY-GAME REGULAR-SEASON STATISTICS (CHIEFS)

DATE	OPPONENT	P/S		W/L	SCORE
09/08	at Jaguars		INACTIVE	W	40-26
09/15	at Raiders		INACTIVE	W	28-10
09/22	Ravens		INACTIVE	W	33-28
09/29	at Lions		INACTIVE	W	34-30
10/06	Colts		INACTIVE	L	13-19
10/13	Texans	P		L	24-31
10/17	at Broncos	P		W	30-6
10/27	Packers	P		L	24-31
11/03	Vikings	P		W	26-23
11/10	at Titans	P		L	32-35
11/18	at Chargers		INACTIVE	W	24-17
12/01	Raiders		INACTIVE	W	40-9
12/08	at Patriots		INACTIVE	W	23-16
12/15	Broncos		INACTIVE	W	23-3
12/22	at Bears	P		W	26-3
12/29	Chargers	P		W	31-21
<b>2019 TOTALS</b>		<b>7-0</b>		<b>12-4</b>	

## 2020 GAME-BY-GAME REGULAR-SEASON STATISTICS (CHIEFS)

DATE	OPPONENT	P/S		W/L	SCORE
09/10	Texans	P		W	34-20
09/20	at Chargers	P		W	23-20+
09/28	at Ravens	P		W	34-20
10/05	Patriots	P		W	26-10
10/11	Raiders	P		L	32-40
10/19	at Bills	P		W	26-17
10/25	at Broncos	S		W	43-16
11/01	Jets	S		W	35-9
11/08	Panthers	S		W	33-31
11/22	at Raiders	S		W	35-31
11/29	at Buccaneers	S		W	27-24
12/06	Broncos	S		W	22-16
12/13	at Dolphins	S		W	33-27
12/20	at Saints	S		W	32-29
12/27	Falcons	S		W	17-14
01/03	Chargers	P		L	21-38
<b>2020 TOTALS</b>		<b>16-9</b>		<b>14-2</b>	

+ - Overtime

## 2021 GAME-BY-GAME REGULAR-SEASON STATISTICS (CHIEFS)

DATE	OPPONENT	P/S		W/L	SCORE
09/12	Browns	P		W	33-29
09/19	at Ravens	P		L	35-36
09/26	Chargers	P		L	24-30
10/03	at Eagles	P		W	42-30
10/10	Bills	P		L	20-38
10/17	at Football Team	P		W	31-13
10/24	at Titans	P		L	3-27
11/01	Giants	P		W	20-17
11/07	Packers	P		W	13-7
11/14	at Raiders	P		W	41-14
11/21	Cowboys	P		W	19-9
12/05	Broncos	P		W	22-9
12/12	Raiders	P		W	48-9
12/16	at Chargers	P		W	34-28+
12/26	Steelers	P		W	36-10
01/02	at Bengals	P		L	31-34
01/08	at Broncos	P		W	28-24
<b>2021 TOTALS</b>		<b>17-0</b>		<b>12-5</b>	

+ - Overtime

## 2022 GAME-BY-GAME REGULAR-SEASON STATISTICS (CHIEFS)

DATE	OPPONENT	P/S	W/L	SCORE
09/11	at Cardinals	P	W	44-21
09/15	Chargers	P	W	27-24
09/25	at Colts	P	L	17-20
10/02	at Buccaneers	P	W	41-31
10/10	Raiders	S	W	30-29
10/16	Bills	P	L	20-24
10/23	at 49ers	P	W	44-23
11/06	Titans	P	W	20-17+
11/13	Jaguars	P	W	27-17
11/20	at Chargers	P	W	30-27
11/27	Rams	S	W	26-10
12/04	at Bengals	S	L	24-27
12/11	at Broncos	P	W	34-28
12/18	at Texans	P	W	30-24+
12/24	Seahawks	P	W	24-10
01/01	Broncos	P	W	27-24
01/07	at Raiders	P	W	31-13
<b>2022 TOTALS</b>		<b>17-3</b>	<b>14-3</b>	

+ - Overtime

## 2023 GAME-BY-GAME REGULAR-SEASON STATISTICS (CHIEFS)

DATE	OPPONENT	P/S	W/L	SCORE
09/07	Lions	P	L	20-21
09/17	at Jaguars	P	W	17-9
09/24	Bears	P	W	41-10
10/01	at Jets	P	W	23-20
10/08	at Vikings	P	W	27-20
10/12	Broncos	P	W	19-8
<b>2023 TOTALS</b>		<b>6-0</b>	<b>5-1</b>	

## 2019 GAME-BY-GAME POSTSEASON STATISTICS (CHIEFS)

DATE	OPPONENT	P/S	W/L	SCORE
01/12	Texans	P	W	51-31
01/19	Titans	P	W	35-24
02/02	49ers	P	W	31-20
<b>2019 TOTALS</b>		<b>3-0</b>	<b>3-0</b>	

## 2020 GAME-BY-GAME POSTSEASON STATISTICS (CHIEFS)

DATE	OPPONENT	P/S	W/L	SCORE
01/17	Browns	S	W	22-17
01/24	Bills	S	W	38-24
02/07	at Buccaneers	S	L	9-31
<b>2020 TOTALS</b>		<b>3-3</b>	<b>2-1</b>	

## 2021 GAME-BY-GAME POSTSEASON STATISTICS (CHIEFS)

DATE	OPPONENT	P/S	W/L	SCORE
01/16	Steelers	P	W	42-21
01/23	Bills	P	W	42-36+
01/30	Bengals	P	L	24-27+
<b>2021 TOTALS</b>		<b>3-0</b>	<b>2-1</b>	

+ - Overtime

## 2022 GAME-BY-GAME POSTSEASON STATISTICS (CHIEFS)

DATE	OPPONENT	P/S	W/L	SCORE
01/21	Jaguars	P	W	27-20
01/29	Bengals	P	W	23-20
02/12	at Eagles	P	W	38-35
<b>2022 TOTALS</b>		<b>3-0</b>	<b>3-0</b>	



# FELIX ANUDIKE-UZOMAH

**DEFENSIVE END #97**  
**KANSAS STATE**



**ROOKIE**

**HEIGHT:** 6'4"  
**WEIGHT:** 255 LBS  
**DRAFTED:** D1-23  
**BIRTHDAY:** 1/24/02

👁️ Rookie defensive end enters his first season with the Chiefs in 2023.

👁️ Originally entered the NFL as a first-round pick (31st overall) by the Kansas City Chiefs in the 2023 NFL Draft.

**Transactions:**

Originally entered the NFL as a first-round pick (31st overall) by the Kansas City Chiefs in the 2023 NFL Draft.

**COLLEGE**

Saw time in 32 games with 27 starts for Kansas State ... Finished his Wildcat career tied for sixth in school history in career sacks (20.5), while he tied for fourth in career forced fumbles (eight) ... The second player in school history to tally three games with 3.0 or more sacks (DL Nyle Wiren) ... Left college football ranking fourth nationally and topped in the Big 12 among active players in forced fumbles per game (0.25), while he was sixth nationally and topped in the Big 12 in sacks per game (0.64) ... Received the following awards and honors: 2022 Lott IMPACT Trophy Finalist, 2022 Ted Hendricks Award Finalist, 2022 Second Team All-American (Walter Camp, FWAA, AFCA, CBS Sports), 2022 Third Team All-American (Associated Press), 2022 Chuck Bednarik Award Semifinalist, 2022 Rotary Lombardi Award Semifinalist, 2022 Big 12 Defensive Player of the Year (Coaches, AP), 2022 Big 12 Defensive Lineman of the Year (Coaches), 2022 Bronko Nagurski Trophy watch list, 2022 Lombardi Award watch list, 2021-22 First Team All-Big 12 (Coaches, Associated Press), 2022 Lott IMPACT Trophy Player of the Week (Texas Tech), 2021 Third Team All-American (Phil Steele), 2021 Big 12 co-Defensive Lineman of the Year (Coaches), 2021 Honorable Mention Big 12 Def. Player of the Year (Coaches), 2021 Walter Camp National Defensive Player of the Week (TCU), 2021 Bednarik Award Player of the Week (TCU), 2021 Bronko Nagurski Trophy Player of the Week (TCU), 2021 Big 12 Defensive Player of the Week (TCU), 2021 Big 12 Newcomer of the Week (Southern Illinois) and 2021 Ted Hendricks Award watch list.

**PERSONAL**

- 👁️ Played at Lee's Summit High School under Head Coach Eric Thomas.
- 👁️ Picked up first team all-state honors a senior from the Missouri Football Coaches Association (MFCA) and the Missouri state media, while he was a second-team pick by the MFCA as a junior.
- 👁️ Earned all-district honors his final three seasons from the MFCA.
- 👁️ Carded 184 tackles, 55 tackles for loss and 13.0 sacks over his three-year career.
- 👁️ Had 77 tackles as a junior, 20 of which went for a loss.
- 👁️ Also totaled 20 TFLs as a sophomore.
- 👁️ Recorded five sacks as both a junior and senior.
- 👁️ Born in Kansas City, Mo.
- 👁️ Son of Felix and Cynthia Uzomah.
- 👁️ Has one brother, Celestine, and two sisters, Destiny and Vanessa.
- 👁️ Majored in social sciences.

**FELIX ANUDIKE-UZOMAH'S NFL REGULAR SEASON DEFENSIVE STATISTICS**

DATE	TEAM	GP	GS	TACKLES							INTERCEPTIONS					O. FUMB			ST		MISC						
				TK	S	A	TFL	YDS	SK	YDS	QBH	NO	YDS	LG	TD	PD	FF	FR	TD	YDS	TK	S	A	FF	FR	S	A
2023	Chiefs	6	0	9	5	4	0	0	0.5	1.0	4	0	0	0	0	0	1	0	0	0	0	0	0	0	0	0	0
<b>NFL TOTALS</b>		<b>6</b>	<b>0</b>	<b>9</b>	<b>5</b>	<b>4</b>	<b>0</b>	<b>0</b>	<b>0.5</b>	<b>1.0</b>	<b>4</b>	<b>0</b>	<b>0</b>	<b>0</b>	<b>0</b>	<b>1</b>	<b>0</b>	<b>0</b>	<b>0</b>	<b>0</b>	<b>0</b>	<b>0</b>	<b>0</b>	<b>0</b>	<b>0</b>	<b>0</b>	



SINGLE-GAME HIGHS: DEFENSIVE

**Total Tackles** 3 vs. Chicago, Sep 24, 2023  
 2 at Jacksonville, Sep 17, 2023  
 2 vs. Detroit, Sep 07, 2023

**Sacks** 0.5 at Jacksonville, Sep 17, 2023

**Forced Fumbles** 1 at Jacksonville, Sep 17, 2023

**Solo Tackles** 2 vs. Chicago, Sep 24, 2023  
 2 vs. Detroit, Sep 07, 2023  
 1 at Jacksonville, Sep 17, 2023

2023 GAME-BY-GAME REGULAR-SEASON STATISTICS (CHIEFS)

DATE	OPPONENT	P/S	TACKLES							INTERCEPTIONS					O. FUMB				ST					MISC		W/L	SCORE	
			TK	S	A	SK	YDS	TFL	YDS	QBH	NO	YDS	LG	TD	PD	FF	FR	TD	YDS	TK	S	A	FF	FR	S			A
09/07	Lions	P	2	2	0	0.0	0.0	0	0	2	0	0	0	0	0	0	0	0	0	0	0	0	0	0	0	0	L	20-21
09/17	at Jaguars	P	2	1	1	0.5	1.0	0	0	0	0	0	0	0	0	1	0	0	0	0	0	0	0	0	0	0	W	17-9
09/24	Bears	P	3	2	1	0.0	0.0	0	0	0	0	0	0	0	0	0	0	0	0	0	0	0	0	0	0	W	41-10	
10/01	at Jets	P	1	0	1	0.0	0.0	0	0	1	0	0	0	0	0	0	0	0	0	0	0	0	0	0	0	W	23-20	
10/08	at Vikings	P	1	0	1	0.0	0.0	0	0	1	0	0	0	0	0	0	0	0	0	0	0	0	0	0	0	W	27-20	
10/12	Broncos	P	0	0	0	0.0	0.0	0	0	0	0	0	0	0	0	0	0	0	0	0	0	0	0	0	0	W	19-8	
<b>2023 TOTALS</b>			<b>6-0</b>	<b>9</b>	<b>5</b>	<b>4</b>	<b>0.5</b>	<b>1.0</b>	<b>0</b>	<b>0</b>	<b>4</b>	<b>0</b>	<b>0</b>	<b>0</b>	<b>0</b>	<b>0</b>	<b>0</b>	<b>0</b>	<b>0</b>	<b>0</b>	<b>0</b>	<b>0</b>	<b>0</b>	<b>0</b>	<b>0</b>	<b>5-1</b>		





# BLAKE BELL



**TIGHT END #81**  
**OKLAHOMA**

**9<sup>TH</sup>** YEAR IN THE NFL

**4<sup>TH</sup>** YEAR WITH THE CHIEFS

**HEIGHT:** 6'6"  
**WEIGHT:** 252 LBS  
**DRAFTED:** FA-21  
**BIRTHDAY:** 8/7/91

👁️ Ninth-year tight end enters his fourth season with the Chiefs in 2023.

👁️ Originally entered the NFL as the first of three fourth-round picks (117th overall) by the San Francisco 49ers in the 2015 NFL Draft.

Re-signed with Kansas City (3/24/23) ... Re-signed with Kansas City (3/24/22) ... Signed with Kansas City (3/18/21) ... Signed with Dallas (3/25/20) ... Signed with Kansas City (4/2/19) ... Signed with Jacksonville (10/16/18) ... Released by Minnesota (9/1/18) ... Acquired via waivers by Minnesota (9/3/17) ... Released by San Francisco (9/2/17) ... Originally entered the NFL as the first of three fourth-round picks (117th overall) by the San Francisco 49ers in the 2015 NFL Draft.

### Transactions:

### COLLEGE

Played in 43 games (16 starts) for the Oklahoma Sooners ... Started his career at quarterback before moving to tight end as a senior ... Played in 31 games (eight starts) at quarterback and completed 150 of 253 attempts (59.3 pct.) for 1,763 yards, with 12 touchdowns and six interceptions while adding 627 yards and 24 touchdowns on 177 carries ... As a tight end, played in 12 games (eight starts) and registered 16 receptions for 214 yards and four touchdowns ... Earned Oklahoma's Bob Kalsu Award as a senior, which is given annually to a member of the team who personifies Kalsu's spirit of leadership, serving as a motivator and role model for his teammates ... Also earned second-team Academic All-Big 12 honors ... As a sophomore, named first-team Academic All-Big 12 ... As a freshman, rushed for 171 yards and 13 touchdowns on 44 carries ... His 13 touchdowns broke the school record for rushing touchdowns by a freshman quarterback ... He sat out his first year on campus as a redshirt in 2010.

### PERSONAL

- 👁️ Attended Bishop Carroll (Wichita, Kan.) High School where he threw for 2,752 yards and 32 touchdowns while rushing for 839 yards as a senior.
- 👁️ As a junior, threw for 3,240 yards and 27 touchdowns.
- 👁️ His father, Mark, played TE/DE in the NFL from 1979-84 for the Seattle Seahawks, Baltimore Colts and Indianapolis Colts.
- 👁️ His uncle, Mike, played DE for the Kansas City Chiefs from 1979-91.
- 👁️ Hometown: Wichita, Kan.

### BLAKE BELL'S NFL REGULAR SEASON RUSHING/RECEIVING STATISTICS

DATE	TEAM	GP	GS	RECEIVING					RUSHING				
				NO.	YDS.	AVG.	LG	TD	NO.	YDS.	AVG.	LG	TD
2015	49ers	14	5	15	186	12.4	48	0	0	0	0.0	0	0
2016	49ers	13	0	4	85	21.3	45	0	0	0	0.0	0	0
2017	Vikings	13	3	3	19	6.3	12	0	0	0	0.0	0	0
2018	Vikings	0	0	0	0	0.0	0	0	0	0	0.0	0	0
Went from <b>Minnesota to Jacksonville.</b>													
2018	Jaguars	10	4	8	67	8.4	16	0	0	0	0.0	0	0
2018	<b>TOTAL</b>	<b>10</b>	<b>4</b>	<b>8</b>	<b>67</b>	<b>8.4</b>	<b>16</b>	<b>0</b>	<b>0</b>	<b>0</b>	<b>0.0</b>	<b>0</b>	<b>0</b>
2019	Chiefs	15	7	8	67	8.4	30	0	0	0	0.0	0	0
2020	Cowboys	16	2	11	110	10.0	24	0	1	2	2.0	2	0
2021	Chiefs	16	5	9	87	9.7	24	0	4	10	2.5	3	0
2022	Chiefs	3	1	2	20	10.0	17t	1	0	0	0.0	0	0
2023	Chiefs	6	0	2	12	6.0	8	1	0	0	0.0	0	0
<b>NFL TOTALS</b>		<b>106</b>	<b>27</b>	<b>62</b>	<b>653</b>	<b>10.5</b>	<b>48</b>	<b>2</b>	<b>5</b>	<b>12</b>	<b>2.4</b>	<b>3</b>	<b>0</b>



## BLAKE BELL'S NFL POSTSEASON RUSHING/RECEIVING STATISTICS

DATE	TEAM	GP	GS	RECEIVING					RUSHING				
				NO.	YDS.	AVG.	LG	TD	NO.	YDS.	AVG.	LG	TD
2017	Vikings	0	0	0	0	0.0	0	0	0	0	0.0	0	0
2019	Chiefs	3	0	3	24	8.0	9	1	0	0	0.0	0	0
2021	Chiefs	3	1	1	3	3.0	3	0	0	0	0.0	0	0
2022	Chiefs	1	0	1	4	4.0	4	0	0	0	0.0	0	0
<b>NFL TOTALS</b>		<b>7</b>	<b>1</b>	<b>5</b>	<b>31</b>	<b>6.2</b>	<b>9</b>	<b>1</b>	<b>0</b>	<b>0</b>	<b>0.0</b>	<b>0</b>	<b>0</b>

## BLAKE BELL'S NFL REGULAR SEASON RETURN STATISTICS

DATE	TEAM	KICKOFF RETURNS					PUNT RETURNS					
		RET.	YDS.	AVG.	LG	TD	NO.	FC	YDS.	AVG.	LG	TD
2015	49ers	0	0	0.0	0	0	0	0	0	0.0	0	0
2016	49ers	0	0	0.0	0	0	0	0	0	0.0	0	0
2017	Vikings	0	0	0.0	0	0	0	0	0	0.0	0	0
2018	Vikings	0	0	0.0	0	0	0	0	0	0.0	0	0
Went from <b>Minnesota</b> to <b>Jacksonville</b> .												
2018	Jaguars	1	9	9.0	9	0	0	0	0	0.0	0	0
2018	<b>TOTAL</b>	<b>1</b>	<b>9</b>	<b>9.0</b>	<b>9</b>	<b>0</b>	<b>0</b>	<b>0</b>	<b>0</b>	<b>0.0</b>	<b>0</b>	<b>0</b>
2019	Chiefs	0	0	0.0	0	0	0	0	0	0.0	0	0
2020	Cowboys	0	0	0.0	0	0	0	0	0	0.0	0	0
2021	Chiefs	0	0	0.0	0	0	0	0	0	0.0	0	0
2022	Chiefs	0	0	0.0	0	0	0	0	0	0.0	0	0
2023	Chiefs	0	0	0.0	0	0	0	0	0	0.0	0	0
<b>NFL TOTALS</b>		<b>1</b>	<b>9</b>	<b>9.0</b>	<b>9</b>	<b>0</b>	<b>0</b>	<b>0</b>	<b>0</b>	<b>0.0</b>	<b>0</b>	<b>0</b>

## BLAKE BELL'S NFL POSTSEASON RETURN STATISTICS

DATE	TEAM	KICKOFF RETURNS					PUNT RETURNS					
		RET.	YDS.	AVG.	LG	TD	NO.	FC	YDS.	AVG.	LG	TD
2017	Vikings	0	0	0.0	0	0	0	0	0	0.0	0	0
2019	Chiefs	0	0	0.0	0	0	0	0	0	0.0	0	0
2021	Chiefs	0	0	0.0	0	0	0	0	0	0.0	0	0
2022	Chiefs	0	0	0.0	0	0	0	0	0	0.0	0	0
<b>NFL TOTALS</b>		<b>0</b>	<b>0</b>	<b>0.0</b>	<b>0</b>	<b>0</b>	<b>0</b>	<b>0</b>	<b>0</b>	<b>0.0</b>	<b>0</b>	<b>0</b>



SINGLE-GAME HIGHS: RUSHING/RECEIVING

<b>Rush Attempts</b>	1 at Cincinnati, Jan 02, 2022 1 at L.A. Chargers, Dec 16, 2021 1 at Las Vegas, Nov 14, 2021 ...2 more at 1.	<b>All-Purpose Yards</b>	67 vs. Arizona, Nov 29, 2015 49 at Cleveland, Dec 13, 2015 45 at Atlanta, Dec 18, 2016 43 vs. Cincinnati, Dec 20, 2015 41 vs. Denver, Dec 15, 2019
<b>Rushing Yards</b>	3 at L.A. Chargers, Dec 16, 2021 3 at Las Vegas, Nov 14, 2021 2 at Cincinnati, Jan 02, 2022 2 vs. Cleveland, Sep 12, 2021 ...1 more at 2.	<b>Kickoff Returns</b>	1 vs. Pittsburgh, Nov 18, 2018
<b>Longest Runs</b>	3 at L.A. Chargers, Dec 16, 2021 3 at Las Vegas, Nov 14, 2021 2 at Cincinnati, Jan 02, 2022 2 vs. Cleveland, Sep 12, 2021 ...1 more at 2.	<b>Kickoff Return Yards</b>	9 vs. Pittsburgh, Nov 18, 2018
<b>Receptions</b>	4 vs. Cincinnati, Dec 20, 2015 3 at Cincinnati, Jan 02, 2022 3 at Cleveland, Dec 13, 2015 3 vs. Arizona, Nov 29, 2015 2 vs. Detroit, Sep 07, 2023 ...7 more at 2.	<b>Longest Kickoff Return</b>	9 vs. Pittsburgh, Nov 18, 2018
<b>Receiving Yards</b>	67 vs. Arizona, Nov 29, 2015 49 at Cleveland, Dec 13, 2015 45 at Atlanta, Dec 18, 2016 43 vs. Cincinnati, Dec 20, 2015 41 vs. Denver, Dec 15, 2019	<b>Special Teams Tackles</b>	2 at Miami, Nov 27, 2016 2 vs. New England, Nov 20, 2016 1 at New England, Dec 08, 2019 1 at Detroit, Sep 29, 2019 ...3 more at 1.
<b>Receiving Average</b>	22.3 vs. Arizona, Nov 29, 2015 16.3 at Cleveland, Dec 13, 2015 11.7 at Cincinnati, Jan 02, 2022	<b>Most TDs</b>	1 vs. Detroit, Sep 07, 2023 1 vs. Denver, Jan 01, 2023
<b>Longest Receptions</b>	10.8 vs. Cincinnati, Dec 20, 2015 48 vs. Arizona, Nov 29, 2015 45 at Atlanta, Dec 18, 2016 30 vs. Denver, Dec 15, 2019 30 vs. N.Y. Jets, Dec 11, 2016 27 vs. Cincinnati, Dec 20, 2015		

SINGLE-GAME HIGHS - POSTSEASON: RECEIVING

<b>Receptions</b>	2 vs. Houston, Jan 12, 2020 1 vs. Pittsburgh, Jan 16, 2022	<b>Receiving TDs</b>	1 vs. Houston, Jan 12, 2020
<b>Receiving Yards</b>	1 vs. San Francisco, Feb 02, 2020 15 vs. Houston, Jan 12, 2020 9 vs. San Francisco, Feb 02, 2020 3 vs. Pittsburgh, Jan 16, 2022	<b>All-Purpose Yards</b>	15 vs. Houston, Jan 12, 2020 9 vs. San Francisco, Feb 02, 2020 3 vs. Pittsburgh, Jan 16, 2022
<b>Longest Receptions</b>	9 vs. San Francisco, Feb 02, 2020 8t vs. Houston, Jan 12, 2020 7 vs. Houston, Jan 12, 2020 4 vs. Jacksonville, Jan 21, 2023 3 vs. Pittsburgh, Jan 16, 2022	<b>Most TDs</b>	1 vs. Houston, Jan 12, 2020

2015 GAME-BY-GAME REGULAR-SEASON STATISTICS (49ERS)

DATE	OPPONENT	P/S	RECEIVING					RUSHING					W/L	SCORE
			NO.	YDS.	AVG.	LG	TD	NO.	YDS.	AVG.	LG	TD		
09/14	Vikings	P	0	0	0.0	0	0	0	0	0.0	0	0	W	20-3
09/20	at Steelers	P	1	11	11.0	11	0	0	0	0.0	0	0	L	18-43
09/27	at Cardinals	P	1	0	0.0	0	0	0	0	0.0	0	0	L	7-47
10/04	Packers	P	0	0	0.0	0	0	0	0	0.0	0	0	L	3-17
10/11	at Giants	S	1	6	6.0	6	0	0	0	0.0	0	0	L	27-30
10/18	Ravens	P	0	0	0.0	0	0	0	0	0.0	0	0	W	25-20
10/22	Seahawks												L	3-20
11/01	at Rams												L	6-27
11/08	Falcons	P	0	0	0.0	0	0	0	0	0.0	0	0	W	17-16
11/22	at Seahawks	P	0	0	0.0	0	0	0	0	0.0	0	0	L	13-29
11/29	Cardinals	P	3	67	22.3	48	0	0	0	0.0	0	0	L	13-19
12/06	at Bears	S	1	5	5.0	5	0	0	0	0.0	0	0	W	26-20+
12/13	at Browns	S	3	49	16.3	24	0	0	0	0.0	0	0	L	10-24
12/20	Bengals	P	4	43	10.8	27	0	0	0	0.0	0	0	L	14-24
12/27	at Lions	S	0	0	0.0	0	0	0	0	0.0	0	0	L	17-32
01/03	Rams	S	1	5	5.0	5	0	0	0	0.0	0	0	W	19-16+
<b>2015 TOTALS</b>		<b>14-5</b>	<b>15</b>	<b>186</b>	<b>12.4</b>	<b>48</b>	<b>0</b>	<b>0</b>	<b>0</b>	<b>0.0</b>	<b>0</b>	<b>0</b>	<b>5-11</b>	

+ - Overtime

2016 GAME-BY-GAME REGULAR-SEASON STATISTICS (49ERS)

DATE	OPPONENT	P/S	RECEIVING					RUSHING					W/L	SCORE
			NO.	YDS.	AVG.	LG	TD	NO.	YDS.	AVG.	LG	TD		
09/12	Rams	P	0	0	0.0	0	0	0	0	0.0	0	0	W	28-0
09/18	at Panthers	P	1	6	6.0	6	0	0	0	0.0	0	0	L	27-46
09/25	at Seahawks	P	0	0	0.0	0	0	0	0	0.0	0	0	L	18-37
10/02	Cowboys	P	0	0	0.0	0	0	0	0	0.0	0	0	L	17-24
10/06	Cardinals	P	1	4	4.0	4	0	0	0	0.0	0	0	L	21-33
10/16	at Bills												L	16-45
10/23	Buccaneers	P	0	0	0.0	0	0	0	0	0.0	0	0	L	17-34
11/06	Saints	P	0	0	0.0	0	0	0	0	0.0	0	0	L	23-41
11/13	at Cardinals	P	0	0	0.0	0	0	0	0	0.0	0	0	L	20-23
11/20	Patriots	P	0	0	0.0	0	0	0	0	0.0	0	0	L	17-30
11/27	at Dolphins	P	0	0	0.0	0	0	0	0	0.0	0	0	L	24-31
12/04	at Bears	P	0	0	0.0	0	0	0	0	0.0	0	0	L	6-26
12/11	Jets	P	1	30	30.0	30	0	0	0	0.0	0	0	L	17-23+
12/18	at Falcons	P	1	45	45.0	45	0	0	0	0.0	0	0	L	13-41
12/24	at Rams												W	22-21
01/01	Seahawks												L	23-25
<b>2016 TOTALS</b>		<b>13-0</b>	<b>4</b>	<b>85</b>	<b>21.3</b>	<b>45</b>	<b>0</b>	<b>0</b>	<b>0</b>	<b>0.0</b>	<b>0</b>	<b>0</b>	<b>2-14</b>	

+ - Overtime

2017 GAME-BY-GAME REGULAR-SEASON STATISTICS (VIKINGS)

DATE	OPPONENT	P/S	RECEIVING					RUSHING					W/L	SCORE
			NO.	YDS.	AVG.	LG	TD	NO.	YDS.	AVG.	LG	TD		
09/11	Saints	P	0	0	0.0	0	0	0	0	0.0	0	0	W	29-19
09/17	at Steelers	P	0	0	0.0	0	0	0	0	0.0	0	0	L	9-26
09/24	Buccaneers	P	0	0	0.0	0	0	0	0	0.0	0	0	W	34-17
10/01	Lions	S	1	12	12.0	12	0	0	0	0.0	0	0	L	7-14
10/09	at Bears	P	0	0	0.0	0	0	0	0	0.0	0	0	W	20-17
10/15	Packers	P	0	0	0.0	0	0	0	0	0.0	0	0	W	23-10
10/22	Ravens	S	0	0	0.0	0	0	0	0	0.0	0	0	W	24-16
10/29	at Browns	P	0	0	0.0	0	0	0	0	0.0	0	0	W	33-16
11/12	at Redskins	P	0	0	0.0	0	0	0	0	0.0	0	0	W	38-30
11/19	Rams	P	0	0	0.0	0	0	0	0	0.0	0	0	W	24-7
11/23	at Lions	P	0	0	0.0	0	0	0	0	0.0	0	0	W	30-23
12/03	at Falcons	P	0	0	0.0	0	0	0	0	0.0	0	0	W	14-9
12/10	at Panthers	S	2	7	3.5	6	0	0	0	0.0	0	0	L	24-31
12/17	Bengals												W	34-7
12/23	at Packers												W	16-0
12/31	Bears												W	23-10
<b>2017 TOTALS</b>		<b>13-3</b>	<b>3</b>	<b>19</b>	<b>6.3</b>	<b>12</b>	<b>0</b>	<b>0</b>	<b>0</b>	<b>0.0</b>	<b>0</b>	<b>0</b>	<b>13-3</b>	



2018 GAME-BY-GAME REGULAR-SEASON STATISTICS (VIKINGS/JAGUARS)

DATE	OPPONENT	P/S	RECEIVING					RUSHING					W/L/T	SCORE
			NO.	YDS.	AVG.	LG	TD	NO.	YDS.	AVG.	LG	TD		
09/09	49ers												W	24-16
09/16	at Packers												T	29-29
09/23	Bills												L	6-27
09/27	at Rams												L	31-38
10/07	at Eagles												W	23-21
10/14	Cardinals												W	27-17
Went from <b>Vikings to Jaguars.</b>														
10/21	Texans	P	0	0	0.0	0	0	0	0	0.0	0	0	L	7-20
10/28	Eagles	P	1	13	13.0	13	0	0	0	0.0	0	0	L	18-24
11/11	at Colts	P	2	27	13.5	16	0	0	0	0.0	0	0	L	26-29
11/18	Steelers	S	0	0	0.0	0	0	0	0	0.0	0	0	L	16-20
11/25	at Bills	S	1	5	5.0	5	0	0	0	0.0	0	0	L	21-24
12/02	Colts	P	0	0	0.0	0	0	0	0	0.0	0	0	W	6-0
12/06	at Titans	P	2	16	8.0	9	0	0	0	0.0	0	0	L	9-30
12/16	Redskins	S	1	6	6.0	6	0	0	0	0.0	0	0	L	13-16
12/23	at Dolphins	P	0	0	0.0	0	0	0	0	0.0	0	0	W	17-7
12/30	at Texans	S	1	0	0.0	0	0	0	0	0.0	0	0	L	3-20
<b>2018 TOTALS</b>		<b>10-4</b>	<b>8</b>	<b>67</b>	<b>8.4</b>	<b>16</b>	<b>0</b>	<b>0</b>	<b>0</b>	<b>0.0</b>	<b>0</b>	<b>0</b>	<b>0</b>	<b>5-10-1</b>

2019 GAME-BY-GAME REGULAR-SEASON STATISTICS (CHIEFS)

DATE	OPPONENT	P/S	RECEIVING					RUSHING					W/L	SCORE
			NO.	YDS.	AVG.	LG	TD	NO.	YDS.	AVG.	LG	TD		
09/08	at Jaguars	P	1	7	7.0	7	0	0	0	0.0	0	0	W	40-26
09/15	at Raiders	S	0	0	0.0	0	0	0	0	0.0	0	0	W	28-10
09/22	Ravens	S	1	1	1.0	1	0	0	0	0.0	0	0	W	33-28
09/29	at Lions	P	0	0	0.0	0	0	0	0	0.0	0	0	W	34-30
10/06	Colts	S	0	0	0.0	0	0	0	0	0.0	0	0	L	13-19
10/13	Texans	S	0	0	0.0	0	0	0	0	0.0	0	0	L	24-31
10/17	at Broncos	S	0	0	0.0	0	0	0	0	0.0	0	0	W	30-6
10/27	Packers	P	0	0	0.0	0	0	0	0	0.0	0	0	L	24-31
11/03	Vikings	S	1	2	2.0	2	0	0	0	0.0	0	0	W	26-23
11/10	at Titans	P	0	0	0.0	0	0	0	0	0.0	0	0	L	32-35
11/18	at Chargers												W	24-17
12/01	Raiders	P	0	0	0.0	0	0	0	0	0.0	0	0	W	40-9
12/08	at Patriots	P	0	0	0.0	0	0	0	0	0.0	0	0	W	23-16
12/15	Broncos	P	2	41	20.5	30	0	0	0	0.0	0	0	W	23-3
12/22	at Bears	S	2	15	7.5	10	0	0	0	0.0	0	0	W	26-3
12/29	Chargers	P	1	1	1.0	1	0	0	0	0.0	0	0	W	31-21
<b>2019 TOTALS</b>		<b>15-7</b>	<b>8</b>	<b>67</b>	<b>8.4</b>	<b>30</b>	<b>0</b>	<b>0</b>	<b>0</b>	<b>0.0</b>	<b>0</b>	<b>0</b>	<b>0</b>	<b>12-4</b>

2020 GAME-BY-GAME REGULAR-SEASON STATISTICS (COWBOYS)

DATE	OPPONENT	P/S	RECEIVING					RUSHING					W/L	SCORE
			NO.	YDS.	AVG.	LG	TD	NO.	YDS.	AVG.	LG	TD		
09/13	at Rams	P	0	0	0.0	0	0	0	0	0.0	0	0	L	17-20
09/20	Falcons	P	2	34	17.0	24	0	0	0	0.0	0	0	W	40-39
09/27	at Seahawks	P	0	0	0.0	0	0	0	0	0.0	0	0	L	31-38
10/04	Browns	P	2	24	12.0	12	0	0	0	0.0	0	0	L	38-49
10/11	Giants	P	1	13	13.0	13	0	0	0	0.0	0	0	W	37-34
10/19	Cardinals	P	0	0	0.0	0	0	0	0	0.0	0	0	L	10-38
10/25	at Football Team	S	0	0	0.0	0	0	0	0	0.0	0	0	L	3-25
11/01	at Eagles	S	0	0	0.0	0	0	0	0	0.0	0	0	L	9-23
11/08	Steelers	P	1	-4	-4.0	-4	0	0	0	0.0	0	0	L	19-24
11/22	at Vikings	P	1	13	13.0	13	0	0	0	0.0	0	0	W	31-28
11/26	Football Team	P	0	0	0.0	0	0	0	0	0.0	0	0	L	16-41
12/08	at Ravens	P	1	2	2.0	2	0	0	0	0.0	0	0	L	17-34
12/13	at Bengals	P	1	11	11.0	11	0	0	0	0.0	0	0	W	30-7
12/20	49ers	P	1	10	10.0	10	0	1	2	2.0	2	0	W	41-33
12/27	Eagles	P	1	7	7.0	7	0	0	0	0.0	0	0	W	37-17
01/03	at Giants	P	0	0	0.0	0	0	0	0	0.0	0	0	L	19-23
<b>2020 TOTALS</b>		<b>16-2</b>	<b>11</b>	<b>110</b>	<b>10.0</b>	<b>24</b>	<b>0</b>	<b>1</b>	<b>2</b>	<b>2.0</b>	<b>2</b>	<b>0</b>	<b>0</b>	<b>6-10</b>



2021 GAME-BY-GAME REGULAR-SEASON STATISTICS (CHIEFS)

DATE	OPPONENT	P/S	RECEIVING					RUSHING					W/L	SCORE
			NO.	YDS.	AVG.	LG	TD	NO.	YDS.	AVG.	LG	TD		
09/12	Browns	P	1	3	3.0	3	0	1	2	2.0	2	0	W	33-29
09/19	at Ravens	P	1	20	20.0	20	0	0	0	0.0	0	0	L	35-36
09/26	Chargers	P	1	6	6.0	6	0	0	0	0.0	0	0	L	24-30
10/03	at Eagles	P	0	0	0.0	0	0	0	0	0.0	0	0	W	42-30
10/10	Bills	P	1	4	4.0	4	0	0	0	0.0	0	0	L	20-38
10/17	at Football Team							INACTIVE					W	31-13
10/24	at Titans	P	0	0	0.0	0	0	0	0	0.0	0	0	L	3-27
11/01	Giants	P	0	0	0.0	0	0	0	0	0.0	0	0	W	20-17
11/07	Packers	P	0	0	0.0	0	0	0	0	0.0	0	0	W	13-7
11/14	at Raiders	S	0	0	0.0	0	0	1	3	3.0	3	0	W	41-14
11/21	Cowboys	S	1	8	8.0	8	0	0	0	0.0	0	0	W	19-9
12/05	Broncos	S	0	0	0.0	0	0	0	0	0.0	0	0	W	22-9
12/12	Raiders	S	0	0	0.0	0	0	0	0	0.0	0	0	W	48-9
12/16	at Chargers	P	0	0	0.0	0	0	1	3	3.0	3	0	W	34-28+
12/26	Steelers	P	1	11	11.0	11	0	0	0	0.0	0	0	W	36-10
01/02	at Bengals	S	3	35	11.7	24	0	1	2	2.0	2	0	L	31-34
01/08	at Broncos	P	0	0	0.0	0	0	0	0	0.0	0	0	W	28-24
<b>2021 TOTALS</b>		<b>16-5</b>	<b>9</b>	<b>87</b>	<b>9.7</b>	<b>24</b>	<b>0</b>	<b>4</b>	<b>10</b>	<b>2.5</b>	<b>3</b>	<b>0</b>	<b>12-5</b>	

+ - Overtime

2022 GAME-BY-GAME REGULAR-SEASON STATISTICS (CHIEFS)

DATE	OPPONENT	P/S	RECEIVING					RUSHING					W/L	SCORE
			NO.	YDS.	AVG.	LG	TD	NO.	YDS.	AVG.	LG	TD		
09/11	at Cardinals							RESERVE/INJURED					W	44-21
09/15	Chargers							RESERVE/INJURED					W	27-24
09/25	at Colts							RESERVE/INJURED					L	17-20
10/02	at Buccaneers							RESERVE/INJURED					W	41-31
10/10	Raiders							RESERVE/INJURED					W	30-29
10/16	Bills							RESERVE/INJURED					L	20-24
10/23	at 49ers							RESERVE/INJURED					W	44-23
11/06	Titans							RESERVE/INJURED					W	20-17+
11/13	Jaguars							RESERVE/INJURED					W	27-17
11/20	at Chargers							RESERVE/INJURED					W	30-27
11/27	Rams							RESERVE/INJURED					W	26-10
12/04	at Bengals							RESERVE/INJURED					L	24-27
12/11	at Broncos							RESERVE/INJURED					W	34-28
12/18	at Texans							RESERVE/INJURED					W	30-24+
12/24	Seahawks	S	0	0	0.0	0	0	0	0	0.0	0	0	W	24-10
01/01	Broncos	P	1	17	17.0	17t	1	0	0	0.0	0	0	W	27-24
01/07	at Raiders	P	1	3	3.0	3	0	0	0	0.0	0	0	W	31-13
<b>2022 TOTALS</b>		<b>3-1</b>	<b>2</b>	<b>20</b>	<b>10.0</b>	<b>17T</b>	<b>1</b>	<b>0</b>	<b>0</b>	<b>0.0</b>	<b>0</b>	<b>0</b>	<b>14-3</b>	

+ - Overtime

2023 GAME-BY-GAME REGULAR-SEASON STATISTICS (CHIEFS)

DATE	OPPONENT	P/S	RECEIVING					RUSHING					W/L	SCORE
			NO.	YDS.	AVG.	LG	TD	NO.	YDS.	AVG.	LG	TD		
09/07	Lions	P	2	12	6.0	8	1	0	0	0.0	0	0	L	20-21
09/17	at Jaguars	P	0	0	0.0	0	0	0	0	0.0	0	0	W	17-9
09/24	Bears	P	0	0	0.0	0	0	0	0	0.0	0	0	W	41-10
10/01	at Jets	P	0	0	0.0	0	0	0	0	0.0	0	0	W	23-20
10/08	at Vikings	P	0	0	0.0	0	0	0	0	0.0	0	0	W	27-20
10/12	Broncos	P	0	0	0.0	0	0	0	0	0.0	0	0	W	19-8
<b>2023 TOTALS</b>		<b>6-0</b>	<b>2</b>	<b>12</b>	<b>6.0</b>	<b>8</b>	<b>1</b>	<b>0</b>	<b>0</b>	<b>0.0</b>	<b>0</b>	<b>0</b>	<b>5-1</b>	

2017 GAME-BY-GAME POSTSEASON STATISTICS (VIKINGS)

DATE	OPPONENT	P/S	RECEIVING					RUSHING					W/L	SCORE
			NO.	YDS.	AVG.	LG	TD	NO.	YDS.	AVG.	LG	TD		
01/14	Saints							RESERVE/INJURED					W	29-24
01/21	at Eagles							RESERVE/INJURED					L	7-38
<b>2017 TOTALS</b>		<b>0-0</b>	<b>0</b>	<b>0</b>	<b>0.0</b>	<b>0</b>	<b>0</b>	<b>0</b>	<b>0</b>	<b>0.0</b>	<b>0</b>	<b>0</b>	<b>1-1</b>	

2019 GAME-BY-GAME POSTSEASON STATISTICS (CHIEFS)

DATE	OPPONENT	P/S	RECEIVING					RUSHING					W/L	SCORE
			NO.	YDS.	AVG.	LG	TD	NO.	YDS.	AVG.	LG	TD		
01/12	Texans	P	2	15	7.5	8t	1	0	0	0.0	0	0	W	51-31
01/19	Titans	P	0	0	0.0	0	0	0	0	0.0	0	0	W	35-24
02/02	49ers	P	1	9	9.0	9	0	0	0	0.0	0	0	W	31-20
<b>2019 TOTALS</b>		<b>3-0</b>	<b>3</b>	<b>24</b>	<b>8.0</b>	<b>9</b>	<b>1</b>	<b>0</b>	<b>0</b>	<b>0.0</b>	<b>0</b>	<b>0</b>	<b>3-0</b>	



2021 GAME-BY-GAME POSTSEASON STATISTICS (CHIEFS)

DATE	OPPONENT	P/S	RECEIVING					RUSHING					W/L	SCORE	
			NO.	YDS.	AVG.	LG	TD	NO.	YDS.	AVG.	LG	TD			
01/16	Steelers	P	1	3	3.0	3	0	0	0	0.0	0	0	0	W	42-21
01/23	Bills	S	0	0	0.0	0	0	0	0	0.0	0	0	0	W	42-36+
01/30	Bengals	P	0	0	0.0	0	0	0	0	0.0	0	0	0	L	24-27+
<b>2021 TOTALS</b>		<b>3-1</b>	<b>1</b>	<b>3</b>	<b>3.0</b>	<b>3</b>	<b>0</b>	<b>0</b>	<b>0</b>	<b>0.0</b>	<b>0</b>	<b>0</b>	<b>0</b>	<b>2-1</b>	

+ - Overtime

2022 GAME-BY-GAME POSTSEASON STATISTICS (CHIEFS)

DATE	OPPONENT	P/S	RECEIVING					RUSHING					W/L	SCORE	
			NO.	YDS.	AVG.	LG	TD	NO.	YDS.	AVG.	LG	TD			
01/21	Jaguars	P	1	4	4.0	4	0	0	0	0.0	0	0	0	W	27-20
01/29	Bengals													W	23-20
02/12	at Eagles													W	38-35
<b>2022 TOTALS</b>		<b>1-0</b>	<b>1</b>	<b>4</b>	<b>4.0</b>	<b>4</b>	<b>0</b>	<b>0</b>	<b>0</b>	<b>0.0</b>	<b>0</b>	<b>0</b>	<b>0</b>	<b>3-0</b>	





# NICK BOLTON



**LINEBACKER #32**  
**MISSOURI**

**3<sup>RD</sup>** YEAR IN THE NFL

**3<sup>RD</sup>** YEAR WITH THE CHIEFS

**HEIGHT:** 5'11"  
**WEIGHT:** 237 LBS  
**DRAFTED:** D2A-21  
**BIRTHDAY:** 3/10/00

Third-year linebacker enters his third season with the Chiefs in 2023.

Originally entered the NFL as a second-round pick (58th overall) by the Kansas City Chiefs in the 2021 NFL Draft.

### Career Highlights:

- Finished second overall league wide in total tackles made in 2022 (180) and recorded the franchise's single-season best.
- Had nine games with 10 or more tackles in 2022, marking the most 10+-tackle games in a single-season in Chiefs history.
- Against the Denver Broncos (1/8/21), Bolton scooped up a fumble and returned it 86 yards for a touchdown. The fumble return ties for the fourth-longest fumble return for a touchdown in franchise history. It marked Bolton's first-career fumble recovery and his first career defensive touchdown.
- Led the team with 112 total tackles (70 solo, 42 assisted) and 11 tackles for loss in 2021.
- Moved into fifth place for most tackles in a season (112) by a rookie player in franchise history, passing S Greg Wesley (101, 2000).

### Postseason Career Highlights:

In Super Bowl LVII in Arizona, Bolton returned a fumble 36 yards for a touchdown that helped tie the Chiefs 14-14 with the Eagles. Bolton had a similar play later in the game that ended up being ruled back. His touchdown made him the first Mizzou Tiger to score in the Super Bowl.

### Honors:

- Was voted by teammates as a defensive team captain prior to the club's 2022 playoff games.
- 2021 Mack Lee Hill Award winner, voted by teammates as best rookie.
- 2021 PFWA All-Rookie Team.
- October 2021 Defensive Rookie of the Month.

### Transactions:

Originally entered the NFL as a second-round pick (58th overall) by the Kansas City Chiefs in the 2021 NFL Draft.

## COLLEGE

Appeared in 35 games at Mizzou over three seasons (2018-20) ... Totaled 224 tackles (147 solo), 16.0 tackles for loss, 4.0 sacks, two interceptions, 15 passes defended and one fumble recovery ... Was a two-time first-team ALL-SEC and second and third-team All-American ... Led Missouri in tackles in each of his last two seasons - racking up 202 total tackles since 2019 while averaging more than nine tackles-per-game ... During his final season at Mizzou, a ten-game season due to COVID-19, he tallied 95 tackles (61 solo), 7.5 tackles for loss, 2.0 sacks, five passes defended and his first-career fumble recovery ... In 2019, his 107 tackles were the SEC's top-mark during the regular season and only LSU's Jacob Phillips, who played in 15 games vs. Bolton's 12, finished ahead of Bolton on the SEC tackle chart (113 in 15 games) ... His 8.92 tackles per game were far-and-away the best mark in the league, beating Arkansas' De'Jon Harris (8.42 per game) ... His 74 solo tackles were 15 more than any other defender in the SEC and ranked 31st nationally in tackles per game while his 74 solo tackles were fifth nationally.

## PERSONAL

- Was a proven leader at Frisco Lone Star, earning District MVP honors twice.
- As a senior, he was named District 13-5A Defensive MVP for the second consecutive season after totaling 130 tackles, with 16 tackles for loss and five interceptions.
- Named 2016 District 13-5A Defensive MVP after totaling 111 tackles, seven tackles for loss, three forced fumbles and one interception.
- In 2015, he totaled 81 tackles with three interceptions and 4.0 sacks.
- Named the No. 5 linebacker in the Dallas-Fort Worth area by the Dallas Morning News.
- Morning News First-Team All-State at linebacker.
- Guided Frisco Lone Star to a 12-2 record with an appearance in the regional final as a senior.
- Hometown: Frisco, Texas.



NICK BOLTON'S NFL REGULAR SEASON DEFENSIVE STATISTICS

DATE	TEAM	GP	GS	TACKLES							INTERCEPTIONS					O. FUMB				ST				MISC		
				TK	S	A	TFL	YDS	SK	YDS	QBH	NO	YDS	LG	TD	PD	FF	FR	TD	YDS	TK	S	A	FF	FR	S
2021	Chiefs	16	12	112	70	42	11	11	0.0	0.0	3	0	0	0	0	3	0	1	1	86	0	0	0	0	0	0
2022	Chiefs	17	17	180	108	72	9	22	2.0	19.0	7	2	15	15	0	3	1	0	0	0	0	0	0	0	0	
2023	Chiefs	3	3	19	12	7	0	0	0.0	0.0	0	1	1	1	0	1	0	0	0	0	0	0	0	0	0	
<b>NFL TOTALS</b>		<b>36</b>	<b>32</b>	<b>311</b>	<b>190</b>	<b>121</b>	<b>20</b>	<b>33</b>	<b>2.0</b>	<b>19.0</b>	<b>10</b>	<b>3</b>	<b>16</b>	<b>15</b>	<b>0</b>	<b>7</b>	<b>1</b>	<b>1</b>	<b>1</b>	<b>86</b>	<b>0</b>	<b>0</b>	<b>0</b>	<b>0</b>	<b>0</b>	

NICK BOLTON'S NFL POSTSEASON DEFENSIVE STATISTICS

DATE	TEAM	GP	GS	TACKLES							INTERCEPTIONS					O. FUMB				ST				MISC		
				TK	S	A	TFL	YDS	SK	YDS	QBH	NO	YDS	LG	TD	PD	FF	FR	TD	YDS	TK	S	A	FF	FR	S
2021	Chiefs	3	2	18	10	8	1	0	0.0	0.0	0	0	0	0	0	0	0	0	0	0	1	1	0	0	0	0
2022	Chiefs	3	3	23	15	8	0	0	0.0	0.0	0	0	0	0	0	0	0	2	1	36	0	0	0	0	0	
<b>NFL TOTALS</b>		<b>6</b>	<b>5</b>	<b>41</b>	<b>25</b>	<b>16</b>	<b>1</b>	<b>0</b>	<b>0.0</b>	<b>0.0</b>	<b>0</b>	<b>0</b>	<b>0</b>	<b>0</b>	<b>0</b>	<b>0</b>	<b>0</b>	<b>2</b>	<b>1</b>	<b>36</b>	<b>1</b>	<b>1</b>	<b>0</b>	<b>0</b>	<b>0</b>	

SINGLE-GAME HIGHS: DEFENSIVE

<b>Total Tackles</b>	18 vs. Seattle, Dec 24, 2022 16 at Las Vegas, Jan 07, 2023 16 at Cincinnati, Dec 04, 2022 15 at Tennessee, Oct 24, 2021 14 at L.A. Chargers, Nov 20, 2022 ...1 more at 14.	<b>Fumble Recoveries</b>	1 at Denver, Jan 08, 2022
<b>Solo Tackles</b>	10 at L.A. Chargers, Nov 20, 2022 10 at L.A. Chargers, Dec 16, 2021 9 vs. Buffalo, Oct 16, 2022 9 at Tennessee, Oct 24, 2021 8 at Las Vegas, Jan 07, 2023 ...5 more at 8.	<b>Tackles For Loss</b>	4 at Tennessee, Oct 24, 2021 2 vs. Buffalo, Oct 16, 2022 2 vs. Buffalo, Oct 10, 2021 1 vs. L.A. Rams, Nov 27, 2022 1 vs. Jacksonville, Nov 13, 2022 ...10 more at 1.
<b>Sacks</b>	2.0 at Indianapolis, Sep 25, 2022	<b>Interceptions</b>	1 vs. L.A. Rams, Nov 27, 2022 1 at L.A. Chargers, Nov 20, 2022
<b>Passes Defensed</b>	3 at L.A. Chargers, Dec 16, 2021 1 vs. Denver, Jan 01, 2023 1 vs. L.A. Rams, Nov 27, 2022 1 at L.A. Chargers, Nov 20, 2022	<b>Interception Return Yards</b>	15 vs. L.A. Rams, Nov 27, 2022 1 vs. Denver, Oct 12, 2023
<b>Forced Fumbles</b>	1 at L.A. Chargers, Nov 20, 2022	<b>Longest Opp Fumble Return</b>	86 at Denver, Jan 08, 2022

SINGLE-GAME HIGHS - POSTSEASON: DEFENSIVE

<b>Total Tackles</b>	10 vs. Jacksonville, Jan 21, 2023 9 at Philadelphia, Feb 12, 2023 8 vs. Buffalo, Jan 23, 2022 7 vs. Pittsburgh, Jan 16, 2022 4 vs. Cincinnati, Jan 29, 2023	<b>Tackles For Loss</b>	1 vs. Buffalo, Jan 23, 2022
<b>Solo Tackles</b>	8 at Philadelphia, Feb 12, 2023 6 vs. Jacksonville, Jan 21, 2023 5 vs. Pittsburgh, Jan 16, 2022 3 vs. Buffalo, Jan 23, 2022 2 vs. Cincinnati, Jan 30, 2022	<b>Special Teams Tackles</b>	1 vs. Pittsburgh, Jan 16, 2022
<b>Fumble Recoveries</b>	1 at Philadelphia, Feb 12, 2023 1 vs. Jacksonville, Jan 21, 2023	<b>Longest Opp Fumble Return</b>	36 at Philadelphia, Feb 12, 2023



## 2021 GAME-BY-GAME REGULAR-SEASON STATISTICS (CHIEFS)

DATE	OPPONENT	P/S	TACKLES						INTERCEPTIONS				O. FUMB				ST				MISC		W/L	SCORE				
			TK	S	A	SK	YDS	TFL	YDS	QBH	NO	YDS	LG	TD	PD	FF	FR	TD	YDS	TK	S	A			FF	FR	S	A
09/12	Browns	S	7	4	3	0.0	0.0	1	1	0	0	0	0	0	0	0	0	0	0	0	0	0	0	0	W	33-29		
09/19	at Ravens	S	9	8	1	0.0	0.0	1	0	0	0	0	0	0	0	0	0	0	0	0	0	0	0	0	L	35-36		
09/26	Chargers	S	7	3	4	0.0	0.0	0	0	0	0	0	0	0	0	0	0	0	0	0	0	0	0	0	L	24-30		
10/03	at Eagles	S	2	2	0	0.0	0.0	0	0	0	0	0	0	0	0	0	0	0	0	0	0	0	0	0	W	42-30		
10/10	Bills	S	6	6	0	0.0	0.0	2	1	0	0	0	0	0	0	0	0	0	0	0	0	0	0	0	L	20-38		
10/17	at Football Team	S	9	7	2	0.0	0.0	1	4	0	0	0	0	0	0	0	0	0	0	0	0	0	0	0	W	31-13		
10/24	at Titans	S	15	9	6	0.0	0.0	4	5	0	0	0	0	0	0	0	0	0	0	0	0	0	0	0	L	3-27		
11/01	Giants	S	11	4	7	0.0	0.0	0	0	1	0	0	0	0	0	0	0	0	0	0	0	0	0	0	W	20-17		
11/07	Packers	S	5	1	4	0.0	0.0	0	0	0	0	0	0	0	0	0	0	0	0	0	0	0	0	0	W	13-7		
11/14	at Raiders	S	4	3	1	0.0	0.0	1	0	0	0	0	0	0	0	0	0	0	0	0	0	0	0	0	W	41-14		
11/21	Cowboys	P	4	3	1	0.0	0.0	1	0	1	0	0	0	0	0	0	0	0	0	0	0	0	0	0	W	19-9		
12/05	Broncos	P	3	1	2	0.0	0.0	0	0	0	0	0	0	0	0	0	0	0	0	0	0	0	0	0	W	22-9		
12/12	Raiders	P	6	3	3	0.0	0.0	0	0	0	0	0	0	0	0	0	0	0	0	0	0	0	0	0	W	48-9		
12/16	at Chargers	S	14	10	4	0.0	0.0	0	0	1	0	0	0	0	3	0	0	0	0	0	0	0	0	0	W	34-28+		
12/26	Steelers										RESERVE/COVID-19																W	36-10
01/02	at Bengals	P	4	2	2	0.0	0.0	0	0	0	0	0	0	0	0	0	0	0	0	0	0	0	0	0	L	31-34		
01/08	at Broncos	S	6	4	2	0.0	0.0	0	0	0	0	0	0	0	0	1	1	86	0	0	0	0	0	0	0	W	28-24	
<b>2021 TOTALS</b>		<b>16-12</b>	<b>112</b>	<b>70</b>	<b>42</b>	<b>0.0</b>	<b>0.0</b>	<b>11</b>	<b>11</b>	<b>3</b>	<b>0</b>	<b>0</b>	<b>0</b>	<b>0</b>	<b>3</b>	<b>0</b>	<b>1</b>	<b>1</b>	<b>86</b>	<b>0</b>	<b>0</b>	<b>0</b>	<b>0</b>	<b>0</b>	<b>0</b>	<b>12-5</b>		

+ - Overtime

## 2022 GAME-BY-GAME REGULAR-SEASON STATISTICS (CHIEFS)

DATE	OPPONENT	P/S	TACKLES						INTERCEPTIONS				O. FUMB				ST				MISC		W/L	SCORE		
			TK	S	A	SK	YDS	TFL	YDS	QBH	NO	YDS	LG	TD	PD	FF	FR	TD	YDS	TK	S	A			FF	FR
09/11	at Cardinals	S	10	8	2	0.0	0.0	1	1	0	0	0	0	0	0	0	0	0	0	0	0	0	0	0	W	44-21
09/15	Chargers	S	10	5	5	0.0	0.0	0	0	0	0	0	0	0	0	0	0	0	0	0	0	0	0	0	W	27-24
09/25	at Colts	S	9	6	3	2.0	19.0	1	11	2	0	0	0	0	0	0	0	0	0	0	0	0	0	0	L	17-20
10/02	at Buccaneers	S	9	6	3	0.0	0.0	1	2	0	0	0	0	0	0	0	0	0	0	0	0	0	0	0	W	41-31
10/10	Raiders	S	9	7	2	0.0	0.0	0	0	1	0	0	0	0	0	0	0	0	0	0	0	0	0	0	W	30-29
10/16	Bills	S	13	9	4	0.0	0.0	2	2	0	0	0	0	0	0	0	0	0	0	0	0	0	0	0	L	20-24
10/23	at 49ers	S	10	7	3	0.0	0.0	1	1	1	0	0	0	0	0	0	0	0	0	0	0	0	0	0	W	44-23
11/06	Titans	S	3	1	2	0.0	0.0	1	4	0	0	0	0	0	0	0	0	0	0	0	0	0	0	0	W	20-17+
11/13	Jaguars	S	8	5	3	0.0	0.0	1	0	0	0	0	0	0	0	0	0	0	0	0	0	0	0	0	W	27-17
11/20	at Chargers	S	14	10	4	0.0	0.0	0	0	0	1	0	0	0	1	1	0	0	0	0	0	0	0	0	W	30-27
11/27	Rams	S	11	8	3	0.0	0.0	1	1	0	1	15	15	0	1	0	0	0	0	0	0	0	0	0	W	26-10
12/04	at Bengals	S	16	8	8	0.0	0.0	0	0	0	0	0	0	0	0	0	0	0	0	0	0	0	0	0	L	24-27
12/11	at Broncos	S	8	4	4	0.0	0.0	0	0	1	0	0	0	0	0	0	0	0	0	0	0	0	0	0	W	34-28
12/18	at Texans	S	7	4	3	0.0	0.0	0	0	2	0	0	0	0	0	0	0	0	0	0	0	0	0	0	W	30-24+
12/24	Seahawks	S	18	8	10	0.0	0.0	0	0	0	0	0	0	0	0	0	0	0	0	0	0	0	0	0	W	24-10
01/01	Broncos	S	9	4	5	0.0	0.0	0	0	0	0	0	0	0	1	0	0	0	0	0	0	0	0	0	W	27-24
01/07	at Raiders	S	16	8	8	0.0	0.0	0	0	0	0	0	0	0	0	0	0	0	0	0	0	0	0	0	W	31-13
<b>2022 TOTALS</b>		<b>17-17</b>	<b>180</b>	<b>108</b>	<b>72</b>	<b>2.0</b>	<b>19.0</b>	<b>9</b>	<b>22</b>	<b>7</b>	<b>2</b>	<b>15</b>	<b>15</b>	<b>0</b>	<b>3</b>	<b>1</b>	<b>0</b>	<b>0</b>	<b>0</b>	<b>0</b>	<b>0</b>	<b>0</b>	<b>0</b>	<b>0</b>	<b>14-3</b>	

+ - Overtime

## 2023 GAME-BY-GAME REGULAR-SEASON STATISTICS (CHIEFS)

DATE	OPPONENT	P/S	TACKLES						INTERCEPTIONS				O. FUMB				ST				MISC		W/L	SCORE				
			TK	S	A	SK	YDS	TFL	YDS	QBH	NO	YDS	LG	TD	PD	FF	FR	TD	YDS	TK	S	A			FF	FR	S	A
09/07	Lions	S	7	4	3	0.0	0.0	0	0	0	0	0	0	0	0	0	0	0	0	0	0	0	0	0	L	20-21		
09/17	at Jaguars	S	8	5	3	0.0	0.0	0	0	0	0	0	0	0	0	0	0	0	0	0	0	0	0	0	W	17-9		
09/24	Bears										INACTIVE																W	41-10
10/01	at Jets										INACTIVE																W	23-20
10/08	at Vikings										INACTIVE																W	27-20
10/12	Broncos	S	4	3	1	0.0	0.0	0	0	0	1	1	1	0	1	0	0	0	0	0	0	0	0	0	W	19-8		
<b>2023 TOTALS</b>		<b>3-3</b>	<b>19</b>	<b>12</b>	<b>7</b>	<b>0.0</b>	<b>0.0</b>	<b>0</b>	<b>0</b>	<b>0</b>	<b>1</b>	<b>1</b>	<b>1</b>	<b>0</b>	<b>1</b>	<b>0</b>	<b>0</b>	<b>0</b>	<b>0</b>	<b>0</b>	<b>0</b>	<b>0</b>	<b>0</b>	<b>0</b>	<b>5-1</b>			

## 2021 GAME-BY-GAME POSTSEASON STATISTICS (CHIEFS)

DATE	OPPONENT	P/S	TACKLES						INTERCEPTIONS				O. FUMB				ST				MISC		W/L	SCORE			
			TK	S	A	SK	YDS	TFL	YDS	QBH	NO	YDS	LG	TD	PD	FF	FR	TD	YDS	TK	S	A			FF	FR	S
01/16	Steelers	P	7	5	2	0.0	0.0	0	0	0	0	0	0	0	0	0	0	0	0	1	1	0	0	0	0	W	42-21
01/23	Bills	S	8	3	5	0.0	0.0	1	0	0	0	0	0	0	0	0	0	0	0	0	0	0	0	0	0	W	42-36+
01/30	Bengals	S	3	2	1	0.0	0.0	0	0	0	0	0	0	0	0	0	0	0	0	0	0	0	0	0	0	L	24-27+
<b>2021 TOTALS</b>		<b>3-2</b>	<b>18</b>	<b>10</b>	<b>8</b>	<b>0.0</b>	<b>0.0</b>	<b>1</b>	<b>0</b>	<b>0</b>	<b>0</b>	<b>0</b>	<b>0</b>	<b>0</b>	<b>0</b>	<b>0</b>	<b>0</b>	<b>0</b>	<b>0</b>	<b>1</b>	<b>1</b>	<b>0</b>	<b>0</b>	<b>0</b>	<b>2-1</b>		

+ - Overtime

## 2022 GAME-BY-GAME POSTSEASON STATISTICS (CHIEFS)

DATE	OPPONENT	P/S	TACKLES						INTERCEPTIONS				O. FUMB				ST				MISC		W/L	SCORE			
			TK	S	A	SK	YDS	TFL	YDS	QBH	NO	YDS	LG	TD	PD	FF	FR	TD	YDS	TK	S	A			FF	FR	S
01/21	Jaguars	S	10	6	4	0.0	0.0	0	0	0	0	0	0	0	0	0	1	0	0	0	0	0	0	0	0	W	27-20
01/29	Bengals	S	4	1	3	0.0	0.0	0	0	0	0	0	0	0	0	0	0	0	0	0	0	0	0	0	0	W	23-20
02/12	at Eagles	S	9	8	1	0.0	0.0	0	0	0	0	0	0	0	0	1	1	36	0	0	0	0	0	0	0	W	38-35
<b>2022 TOTALS</b>		<b>3-3</b>	<b>23</b>	<b>15</b>	<b>8</b>	<b>0.0</b>	<b>0.0</b>	<b>0</b>	<b>0</b>	<b>0</b>	<b>0</b>	<b>0</b>	<b>0</b>	<b>0</b>	<b>0</b>	<b>2</b>	<b>1</b>	<b>36</b>	<b>0</b>	<b>0</b>	<b>0</b>	<b>0</b>	<b>0</b>	<b>0</b>	<b>0</b>	<b>3-0</b>	





# HARRISON BUTKER



**KICKER #7**  
**GEORGIA TECH**



**7TH** YEAR IN THE NFL

**7TH** YEAR WITH THE CHIEFS

**HEIGHT:** 6'4"  
**WEIGHT:** 199 LBS  
**DRAFTED:** FA-17  
**BIRTHDAY:** 7/14/95

- Seventh-year kicker enters his seventh season with the Chiefs in 2023.
- Originally entered the NFL as a seventh-round pick (233rd overall) by the Carolina Panthers in the 2017 NFL Draft.

### Career Highlights:

- His 763 points are the third-most all-time points in franchise history. He is only the fifth player in franchise history with 500 or more career points. His 763 points are fourth-most in league history through a player's first six seasons.
- Passed the 100-point plateau for five-consecutive seasons (2017-21). He was eight points shy in 2022 due to a high ankle sprain that forced him to sit for four games. Butker's five seasons with 100 or more points are tied for the second-most in franchise history with K Jan Stenerud (1967-71).
- Passed K Nick Lowery (20) for first in franchise history for most field goals made of 50+ yards in a Chiefs kicker's career with 23.
- During his return in Week 6 of the 2022 season, Butker kicked the longest field goal recorded at GEHA Field at Arrowhead Stadium with a 62-yard boot. His 62-yard field goal against the Buffalo Bills is his longest field goal of his career and is also the longest field goal in franchise history.
- Butker kicked two field goals and a point after to force three overtime games in the 2021 season. The point after came against the Chargers (12/16/21). The two field goals were versus the Buffalo Bills in the AFC Divisional round (1/23/22) and versus the Cincinnati Bengals in the AFC Championship Game (1/30/22).
- In the game vs. the L.A. Chargers (9/20/20), Butker converted two former career-long 58-yard field goals (one in the third quarter and one in overtime) to tie Lowery for the longest-made field goal in Chiefs history, at the time. During this game Butker also notched his 16th-consecutive game with a made field goal setting the franchise record for most consecutive games with a made field goal, passing K Lawrence Tynes who scored a field goal in 15-consecutive games from Week 15 of 2004 to Week 13 of 2005.
- During the 2019 season, Butker reached 147 points setting a new record for the most points by a kicker in a single season, trailing only Priest Holmes' 162 points in 2003.
- Butker converted a field goal in 14 consecutive games in 2019, tying for the longest individual streak in a single-season in franchise history with Pro Football Hall of Fame kicker Jan Stenerud with 14.
- In the game vs. Minnesota (11/3/19), Butker converted 54- and 44-yards field goals in the final three minutes of the game

- allowing the Chiefs to tie and then win the game. The last kicker in NFL History to kick a game tying FG of 50+ yards and a FG of 40+ yards to put his team ahead for good with both coming in the final three minutes of the fourth quarter was Buccaneers K Martin Gramatica on Oct. 27, 2002.
- With 38 made field goals during the 2017 season Butker holds the franchise record for most field goals made in a single season.
- Butker tallied 426 career points in his first three NFL seasons, the most by any player in NFL history in their first three seasons.
- During his rookie season he recorded 142 points for the 2017 season, ranking first in franchise history, at the time, for most points by a kicker in a single season, passing Lowery's previous mark of 139 set in 1990.
- In the game vs. the Buffalo Bills (11/26/17), Butker converted a 45-yard field goal, giving him 23 consecutive made field goals, which ranks first for the most consecutive field goals made in franchise history.

### Postseason Career Highlights:

- In six postseasons, Butker owns 117 career postseason points, extending his franchise record. He has 54 career PATs to go along with 21 made field goals, both sitting as the top marks in franchise history.
- With 117 points in the postseason, Butker has the 10th-most points scored in the postseason by any player in NFL history. He ranks seventh amongst kickers.
- In his first four postseason campaigns Butker scored 65 career postseason points, passing RB Damien Williams (60) for the most playoff points scored in franchise history, at the time.
- In Super Bowl LVII in Arizona, Butker kicked a 27-yard field goal giving the Chiefs a 38-35 advantage with eight seconds left. His kick gave the Chiefs their third Super Bowl win in franchise history.
- In Super Bowl LV in Tampa Bay, Butker scored three field goals giving him 11 made field goals in the postseason passing PFHOF Jan Stenerud (nine) for the most playoff field goals made in franchise history. His three field goals in the game tied for the most field goals made in a single postseason game in team history.
- In Super Bowl LV, Butker connected on a 52-yard field goal, marking the longest made field goal in Chiefs postseason history. He topped the previous franchise-long kick of 50 yards, which he set in the 2020 AFC Divisional matchup against the Cleveland Browns.



**Honors:**

- 🏆 2020 Week 2 AFC Special Teams Player of the Week.
- 🏆 November 2019 AFC Special Teams Player of the Month.
- 🏆 2019 Week 9 AFC Special Teams Player of the Week.
- 🏆 October and December 2017 AFC Special Teams Player of the Month.
- 🏆 2017 Weeks 8 and 16 AFC Special Teams Player of the Week.

🏆 2017 PFWA All-Rookie Team.

**Transactions:**

Re-signed with Kansas City (6/13/19) ... Re-signed with Kansas City (4/15/19) ... Signed with Kansas City (9/26/17) ... Signed with Carolina's practice squad (9/14/17) ... Released by Carolina (9/13/17) ... Originally entered the NFL as a seventh-round pick (233rd overall) by the Carolina Panthers in the 2017 NFL Draft.

**COLLEGE**

Played in 52 games at Georgia Tech ... Finished his career first in school history with 337 points scored and third with a 71.7 field goal percentage ... Converted a school record 208-of-210 extra point tries ... Ended his career with 102 consecutive extra points made ... Connected on 43-of-60 field goal attempts, including four-of-seven from 50 yards or more with a long of 53 yards ... Recorded 177 touchbacks on 294 kickoffs ... Named All-ACC honorable mention his senior year.

**PERSONAL**

- 🏆 Lettered three years in football and basketball, and four years in soccer at Westminster High School in Atlanta, Ga.
- 🏆 Named All-State kicker in 2011 and 2012.
- 🏆 Finished high school with Westminster's school record for longest field goal (53 yards) and the school mark for most field goals in a season, going 16 for 17 during his junior year.
- 🏆 Won a pair of state championships on the soccer field in 2011 and 2012.
- 🏆 Graduated from Georgia Tech with a degree in industrial engineering.
- 🏆 Hometown: Decatur, Ga.

**HARRISON BUTKER'S NFL REGULAR SEASON KICKING STATISTICS**

DATE	TEAM	GP	FGM	FGA	PCT.	LG	XP	XPA	PCT.	BLK	PTS
2017	Panthers	0	0	0	0.0	0	0	0	0.0	0	0
Went from <b>Carolina</b> to <b>Kansas City</b> .											
2017	Chiefs	13	38	42	90.5	53	28	28	100.0	0	142
<b>2017</b>	<b>TOTAL</b>	<b>13</b>	<b>38</b>	<b>42</b>	<b>90.5</b>	<b>53</b>	<b>28</b>	<b>28</b>	<b>100.0</b>	<b>0</b>	<b>142</b>
2018	Chiefs	16	24	27	88.9	54	65	69	94.2	0	137
2019	Chiefs	16	34	38	89.5	56	45	48	93.8	1	147
2020	Chiefs	16	25	27	92.6	58	48	54	88.9	0	123
2021	Chiefs	16	25	28	89.3	56	47	49	95.9	0	122
2022	Chiefs	13	18	24	75.0	62	38	41	92.7	1	92
2023	Chiefs	6	14	14	100.0	60	15	15	100.0	0	57
<b>NFL TOTALS</b>		<b>96</b>	<b>178</b>	<b>200</b>	<b>89.0</b>	<b>62</b>	<b>286</b>	<b>304</b>	<b>94.1</b>	<b>2</b>	<b>820</b>

**HARRISON BUTKER'S NFL POSTSEASON KICKING STATISTICS**

DATE	TEAM	GP	FGM	FGA	PCT.	LG	XP	XPA	PCT.	BLK	PTS
2017	Chiefs	1	0	1	0.0	0	3	3	100.0	0	3
2018	Chiefs	2	2	2	100.0	39	8	8	100.0	0	14
2019	Chiefs	3	2	2	100.0	31	15	16	93.8	0	21
2020	Chiefs	3	7	8	87.5	52	6	7	85.7	0	27
2021	Chiefs	3	4	5	80.0	49	12	13	92.3	0	24
2022	Chiefs	3	6	7	85.7	50	10	10	100.0	0	28
<b>NFL TOTALS</b>		<b>15</b>	<b>21</b>	<b>25</b>	<b>84.0</b>	<b>52</b>	<b>54</b>	<b>57</b>	<b>94.7</b>	<b>0</b>	<b>117</b>

**HARRISON BUTKER'S NFL REGULAR SEASON FIELD-GOAL ACCURACY STATISTICS**

DATE	TEAM	1-19	PCT.	20-29	PCT.	30-39	PCT.	40-49	PCT.	50+	PCT.
2017	Panthers	0-0	0.0	0-0	0.0	0-0	0.0	0-0	0.0	0-0	0.0
Went from <b>Carolina</b> to <b>Kansas City</b> .											
2017	Chiefs	0-0	0.0	8-8	100.0	16-17	94.1	10-12	83.3	4-5	80.0
<b>2017</b>	<b>TOTAL</b>	<b>0-0</b>	<b>0.0</b>	<b>8-8</b>	<b>100.0</b>	<b>16-17</b>	<b>94.1</b>	<b>10-12</b>	<b>83.3</b>	<b>4-5</b>	<b>80.0</b>
2018	Chiefs	0-0	0.0	9-9	100.0	7-7	100.0	6-7	85.7	2-4	50.0
2019	Chiefs	0-0	0.0	9-9	100.0	9-10	90.0	13-13	100.0	3-6	50.0
2020	Chiefs	2-2	100.0	7-7	100.0	9-9	100.0	3-5	60.0	4-4	100.0
2021	Chiefs	0-0	0.0	3-3	100.0	11-11	100.0	4-5	80.0	7-9	77.8
2022	Chiefs	0-0	0.0	7-7	100.0	4-5	80.0	4-5	80.0	3-7	42.9
2023	Chiefs	0-0	0.0	2-2	100.0	8-8	100.0	2-2	100.0	2-2	100.0
<b>NFL TOTALS</b>		<b>2-2</b>	<b>100.0</b>	<b>45-45</b>	<b>100.0</b>	<b>64-67</b>	<b>95.5</b>	<b>42-49</b>	<b>85.7</b>	<b>25-37</b>	<b>67.6</b>



HARRISON BUTKER'S NFL POSTSEASON FIELD-GOAL ACCURACY STATISTICS

DATE	TEAM	1-19	PCT.	20-29	PCT.	30-39	PCT.	40-49	PCT.	50+	PCT.
2017	Chiefs	0-0	0.0	0-0	0.0	0-0	0.0	0-1	0.0	0-0	0.0
2018	Chiefs	0-0	0.0	0-0	0.0	2-2	100.0	0-0	0.0	0-0	0.0
2019	Chiefs	0-0	0.0	1-1	100.0	1-1	100.0	0-0	0.0	0-0	0.0
2020	Chiefs	0-0	0.0	1-1	100.0	2-3	66.7	2-2	100.0	2-2	100.0
2021	Chiefs	0-0	0.0	1-1	100.0	1-1	100.0	2-2	100.0	0-1	0.0
2022	Chiefs	0-0	0.0	2-2	100.0	0-0	0.0	2-3	66.7	2-2	100.0
<b>NFL TOTALS</b>		<b>0-0</b>	<b>0.0</b>	<b>5-5</b>	<b>100.0</b>	<b>6-7</b>	<b>85.7</b>	<b>6-8</b>	<b>75.0</b>	<b>4-5</b>	<b>80.0</b>

SINGLE-GAME HIGHS: KICKER

<b>Field Goals Made</b>	5 vs. Denver, Dec 06, 2020 5 vs. Miami, Dec 24, 2017 5 vs. Denver, Oct 30, 2017 ...1 more at 5.	<b>Points</b>	18 at Houston, Oct 08, 2017 17 vs. Miami, Dec 24, 2017 17 vs. Denver, Oct 30, 2017 16 vs. Denver, Dec 06, 2020 16 at Jacksonville, Sep 08, 2019 ...1 more at 16.
<b>Field Goal Attempts</b>	6 vs. Miami, Dec 24, 2017 5 vs. Denver, Dec 06, 2020 5 at Tennessee, Nov 10, 2019 5 vs. Denver, Oct 30, 2017 ...1 more at 5.	<b>Special Teams Tackles</b>	1 vs. Denver, Dec 06, 2020 1 vs. Baltimore, Dec 09, 2018 1 vs. Arizona, Nov 11, 2018
<b>Longest Field Goals Made</b>	62 vs. Buffalo, Oct 16, 2022 60 vs. Denver, Oct 12, 2023 58 at L.A. Chargers, Sep 20, 2020 56 vs. Denver, Dec 05, 2021 56 at Chicago, Dec 22, 2019	<b>Kickoff Average</b>	67.0 vs. Carolina, Nov 08, 2020 66.7 vs. L.A. Rams, Nov 27, 2022 66.6 at Denver, Dec 31, 2017 66.3 vs. Oakland, Dec 30, 2018 66.3 at L.A. Rams, Nov 19, 2018 ...1 more at 66.3.
<b>Longest Field Goals Attempt</b>	62 vs. Buffalo, Oct 16, 2022 58 at L.A. Chargers, Sep 20, 2020 58 at L.A. Chargers, Sep 20, 2020 57 at Tennessee, Oct 24, 2021 56 vs. Denver, Dec 05, 2021 ...1 more at 56.	<b>Extra Point Attempt Percentage</b>	100.0 vs. Chicago, Sep 24, 2023 100.0 at San Francisco, Oct 23, 2022 100.0 vs. Las Vegas, Dec 12, 2021 ...11 more at 100.0.
<b>PATs Made</b>	6 at San Francisco, Oct 23, 2022 6 vs. Las Vegas, Dec 12, 2021 6 at Philadelphia, Oct 03, 2021 ...3 more at 6.	<b>Field Goal Percentage</b>	100.0 vs. Denver, Oct 12, 2023 100.0 vs. L.A. Rams, Nov 27, 2022 100.0 vs. Denver, Dec 06, 2020 ...7 more at 100.0.
<b>PAT Attempts</b>	7 at L.A. Rams, Nov 19, 2018 6 at San Francisco, Oct 23, 2022 6 vs. Las Vegas, Dec 12, 2021 6 at Philadelphia, Oct 03, 2021 ...2 more at 6.	<b>Touchbacks</b>	9 at Denver, Oct 25, 2020 8 at New England, Oct 14, 2018 8 at Houston, Oct 08, 2017 7 vs. Chicago, Sep 24, 2023 7 at Denver, Oct 17, 2019 ...2 more at 7.





2018 GAME-BY-GAME REGULAR-SEASON STATISTICS (CHIEFS)

DATE	OPPONENT		FIELD GOALS				EXTRA POINTS				PTS	W/L	SCORE
			FGM	FGA	PCT	LG	XP	XPA	PCT	BLK			
09/09	at Chargers	P	1	1	100.0	46	5	5	100.0	0	8	W	38-28
09/16	at Steelers	P	0	0	0.0	0	6	6	100.0	0	6	W	42-37
09/23	49ers	P	1	1	100.0	37	5	5	100.0	0	8	W	38-27
10/01	at Broncos	P	2	2	100.0	33	3	3	100.0	0	9	W	27-23
10/07	Jaguars	P	3	3	100.0	42	3	3	100.0	0	12	W	30-14
10/14	at Patriots	P	4	4	100.0	43	4	4	100.0	0	16	L	40-43
10/21	Bengals	P	1	2	50.0	26	6	6	100.0	0	9	W	45-10
10/28	Broncos	P	1	1	100.0	24	3	4	75.0	0	6	W	30-23
11/04	at Browns	P	1	1	100.0	39	4	5	80.0	0	7	W	37-21
11/11	Cardinals	P	2	2	100.0	46	2	2	100.0	0	8	W	26-14
11/19	at Rams	P	1	1	100.0	21	6	7	85.7	0	9	L	51-54
12/02	at Raiders	P	2	2	100.0	50	4	5	80.0	1	10	W	40-33
12/09	Ravens	P	2	4	50.0	35	3	3	100.0	0	9	W	27-24+
12/13	Chargers	P	0	0	0.0	0	4	4	100.0	0	4	L	28-29
12/23	at Seahawks	P	3	3	100.0	54	2	2	100.0	0	11	L	31-38
12/30	Raiders	P	0	0	0.0	0	5	5	100.0	0	5	W	35-3
<b>2018 TOTALS</b>		<b>16</b>	<b>24</b>	<b>27</b>	<b>88.9</b>	<b>54</b>	<b>65</b>	<b>69</b>	<b>94.2</b>	<b>1</b>	<b>137</b>	<b>12-4</b>	

+ - Overtime

2019 GAME-BY-GAME REGULAR-SEASON STATISTICS (CHIEFS)

DATE	OPPONENT		FIELD GOALS				EXTRA POINTS				PTS	W/L	SCORE
			FGM	FGA	PCT	LG	XP	XPA	PCT	BLK			
09/08	at Jaguars	P	4	4	100.0	46	4	4	100.0	0	16	W	40-26
09/15	at Raiders	P	0	0	0.0	0	4	4	100.0	0	4	W	28-10
09/22	Ravens	P	2	2	100.0	42	3	4	75.0	0	9	W	33-28
09/29	at Lions	P	2	3	66.7	44	4	4	100.0	0	10	W	34-30
10/06	Colts	P	2	2	100.0	36	1	1	100.0	0	7	L	13-19
10/13	Texans	P	1	2	50.0	41	3	3	100.0	0	6	L	24-31
10/17	at Broncos	P	3	3	100.0	39	3	3	100.0	0	12	W	30-6
10/27	Packers	P	1	2	50.0	28	3	3	100.0	0	6	L	24-31
11/03	Vikings	P	4	4	100.0	54	2	2	100.0	0	14	W	26-23
11/10	at Titans	P	4	5	80.0	43	2	3	66.7	0	14	L	32-35
11/18	at Chargers	P	1	1	100.0	41	3	3	100.0	0	6	W	24-17
12/01	Raiders	P	1	1	100.0	50	5	5	100.0	0	8	W	40-9
12/08	at Patriots	P	3	3	100.0	48	2	2	100.0	0	11	W	23-16
12/15	Broncos	P	3	3	100.0	44	0	0	0.0	0	9	W	23-3
12/22	at Bears	P	2	2	100.0	56	2	3	66.7	0	8	W	26-3
12/29	Chargers	P	1	1	100.0	40	4	4	100.0	0	7	W	31-21
<b>2019 TOTALS</b>		<b>16</b>	<b>34</b>	<b>38</b>	<b>89.5</b>	<b>56</b>	<b>45</b>	<b>48</b>	<b>93.8</b>	<b>0</b>	<b>147</b>	<b>12-4</b>	

2020 GAME-BY-GAME REGULAR-SEASON STATISTICS (CHIEFS)

DATE	OPPONENT		FIELD GOALS				EXTRA POINTS				PTS	W/L	SCORE
			FGM	FGA	PCT	LG	XP	XPA	PCT	BLK			
09/10	Texans	P	2	2	100.0	29	4	4	100.0	0	10	W	34-20
09/20	at Chargers	P	3	3	100.0	58	0	1	0.0	1	9	W	23-20+
09/28	at Ravens	P	0	1	0.0	0	4	5	80.0	0	4	W	34-20
10/05	Patriots	P	2	2	100.0	39	2	3	66.7	0	8	W	26-10
10/11	Raiders	P	1	1	100.0	32	3	3	100.0	0	6	L	32-40
10/19	at Bills	P	2	2	100.0	37	2	3	66.7	0	8	W	26-17
10/25	at Broncos	P	3	3	100.0	40	4	5	80.0	0	13	W	43-16
11/01	Jets	P	0	0	0.0	0	5	5	100.0	0	5	W	35-9
11/08	Panthers	P	2	3	66.7	55	3	4	75.0	0	9	W	33-31
11/22	at Raiders	P	0	0	0.0	0	5	5	100.0	0	5	W	35-31
11/29	at Buccaneers	P	2	2	100.0	29	3	3	100.0	0	9	W	27-24
12/06	Broncos	P	5	5	100.0	48	1	1	100.0	0	16	W	22-16
12/13	at Dolphins	P	1	1	100.0	46	4	4	100.0	0	7	W	33-27
12/20	at Saints	P	1	1	100.0	22	3	3	100.0	0	6	W	32-29
12/27	Falcons	P	1	1	100.0	53	2	2	100.0	0	5	W	17-14
01/03	Chargers	P	0	0	0.0	0	3	3	100.0	0	3	L	21-38
<b>2020 TOTALS</b>		<b>16</b>	<b>25</b>	<b>27</b>	<b>92.6</b>	<b>58</b>	<b>48</b>	<b>54</b>	<b>88.9</b>	<b>1</b>	<b>123</b>	<b>14-2</b>	

+ - Overtime



2021 GAME-BY-GAME REGULAR-SEASON STATISTICS (CHIEFS)

DATE	OPPONENT		FIELD GOALS				EXTRA POINTS				PTS	W/L	SCORE
			FGM	FGA	PCT	LG	XP	XPA	PCT	BLK			
09/12	Browns	P	2	2	100.0	43	3	3	100.0	0	9	W	33-29
09/19	at Ravens	P	0	0	0.0	0	5	5	100.0	0	5	L	35-36
09/26	Chargers	P	1	1	100.0	34	3	3	100.0	0	6	L	24-30
10/03	at Eagles	P	0	0	0.0	0	6	6	100.0	0	6	W	42-30
10/10	Bills	P	2	2	100.0	54	2	2	100.0	0	8	L	20-38
10/17	at Football Team	P	1	1	100.0	52	4	4	100.0	0	7	W	31-13
10/24	at Titans	P	1	2	50.0	42	0	0	0.0	0	3	L	3-27
11/01	Giants	P	2	2	100.0	36	2	2	100.0	0	8	W	20-17
11/07	Packers	P	2	2	100.0	55	1	1	100.0	0	7	W	13-7
11/14	at Raiders	P	2	3	66.7	40	5	5	100.0	0	11	W	41-14
11/21	Cowboys	P	2	3	66.7	53	1	2	50.0	0	7	W	19-9
12/05	Broncos	P	3	3	100.0	56	1	2	50.0	0	10	W	22-9
12/12	Raiders	P	2	2	100.0	54	6	6	100.0	0	12	W	48-9
12/16	at Chargers	P	2	2	100.0	33	2	2	100.0	0	8	W	34-28+
12/26	Steelers											W	36-10
01/02	at Bengals	P	1	1	100.0	34	4	4	100.0	0	7	L	31-34
01/08	at Broncos	P	2	2	100.0	51	2	2	100.0	0	8	W	28-24
<b>2021 TOTALS</b>		<b>16</b>	<b>25</b>	<b>28</b>	<b>89.3</b>	<b>56</b>	<b>47</b>	<b>49</b>	<b>95.9</b>	<b>0</b>	<b>122</b>	<b>12-5</b>	

+ - Overtime

2022 GAME-BY-GAME REGULAR-SEASON STATISTICS (CHIEFS)

DATE	OPPONENT		FIELD GOALS				EXTRA POINTS				PTS	W/L	SCORE
			FGM	FGA	PCT	LG	XP	XPA	PCT	BLK			
09/11	at Cardinals	P	1	1	100.0	54	4	4	100.0	0	7	W	44-21
09/15	Chargers						INACTIVE					W	27-24
09/25	at Colts						INACTIVE					L	17-20
10/02	at Buccaneers						INACTIVE					W	41-31
10/10	Raiders						INACTIVE					W	30-29
10/16	Bills	P	2	3	66.7	62	2	2	100.0	0	8	L	20-24
10/23	at 49ers	P	0	1	0.0	0	6	6	100.0	0	6	W	44-23
11/06	Titans	P	2	3	66.7	28	0	1	0.0	0	6	W	20-17+
11/13	Jaguars	P	0	0	0.0	0	3	4	75.0	0	3	W	27-17
11/20	at Chargers	P	3	3	100.0	52	3	3	100.0	0	12	W	30-27
11/27	Rams	P	4	4	100.0	32	2	2	100.0	0	14	W	26-10
12/04	at Bengals	P	1	2	50.0	26	3	3	100.0	0	6	L	24-27
12/11	at Broncos	P	2	2	100.0	45	4	4	100.0	0	10	W	34-28
12/18	at Texans	P	1	2	50.0	27	1	2	50.0	0	4	W	30-24+
12/24	Seahawks	P	1	1	100.0	47	3	3	100.0	0	6	W	24-10
01/01	Broncos	P	0	1	0.0	0	3	3	100.0	0	3	W	27-24
01/07	at Raiders	P	1	1	100.0	44	4	4	100.0	0	7	W	31-13
<b>2022 TOTALS</b>		<b>13</b>	<b>18</b>	<b>24</b>	<b>75.0</b>	<b>62</b>	<b>38</b>	<b>41</b>	<b>92.7</b>	<b>0</b>	<b>92</b>	<b>14-3</b>	

+ - Overtime

2023 GAME-BY-GAME REGULAR-SEASON STATISTICS (CHIEFS)

DATE	OPPONENT		FIELD GOALS				EXTRA POINTS				PTS	W/L	SCORE
			FGM	FGA	PCT	LG	XP	XPA	PCT	BLK			
09/07	Lions	P	2	2	100.0	39	2	2	100.0	0	8	L	20-21
09/17	at Jaguars	P	1	1	100.0	38	2	2	100.0	0	5	W	17-9
09/24	Bears	P	2	2	100.0	41	5	5	100.0	0	11	W	41-10
10/01	at Jets	P	3	3	100.0	37	2	2	100.0	0	11	W	23-20
10/08	at Vikings	P	2	2	100.0	40	3	3	100.0	0	9	W	27-20
10/12	Broncos	P	4	4	100.0	60	1	1	100.0	0	13	W	19-8
<b>2023 TOTALS</b>		<b>6</b>	<b>14</b>	<b>14</b>	<b>100.0</b>	<b>60</b>	<b>15</b>	<b>15</b>	<b>100.0</b>	<b>0</b>	<b>57</b>	<b>5-1</b>	

2017 GAME-BY-GAME POSTSEASON STATISTICS (CHIEFS)

DATE	OPPONENT		FIELD GOALS				EXTRA POINTS				PTS	W/L	SCORE
			FGM	FGA	PCT	LG	XP	XPA	PCT	BLK			
01/06	Titans	P	0	1	0.0	0	3	3	100.0	0	3	L	21-22
<b>2017 TOTALS</b>		<b>1</b>	<b>0</b>	<b>1</b>	<b>0.0</b>	<b>0</b>	<b>3</b>	<b>3</b>	<b>100.0</b>	<b>0</b>	<b>3</b>	<b>0-1</b>	

2018 GAME-BY-GAME POSTSEASON STATISTICS (CHIEFS)

DATE	OPPONENT		FIELD GOALS				EXTRA POINTS				PTS	W/L	SCORE
			FGM	FGA	PCT	LG	XP	XPA	PCT	BLK			
01/12	Colts	P	1	1	100.0	39	4	4	100.0	0	7	W	31-13
01/20	Patriots	P	1	1	100.0	39	4	4	100.0	0	7	L	31-37+
<b>2018 TOTALS</b>		<b>2</b>	<b>2</b>	<b>2</b>	<b>100.0</b>	<b>39</b>	<b>8</b>	<b>8</b>	<b>100.0</b>	<b>0</b>	<b>14</b>	<b>1-1</b>	

+ - Overtime



2019 GAME-BY-GAME POSTSEASON STATISTICS (CHIEFS)

DATE	OPPONENT		FIELD GOALS				EXTRA POINTS				PTS	W/L	SCORE
			FGM	FGA	PCT	LG	XP	XPA	PCT	BLK			
01/12	Texans	P	1	1	100.0	24	6	7	85.7	0	9	W	51-31
01/19	Titans	P	0	0	0.0	0	5	5	100.0	0	5	W	35-24
02/02	49ers	P	1	1	100.0	31	4	4	100.0	0	7	W	31-20
<b>2019 TOTALS</b>			<b>3</b>	<b>2</b>	<b>2</b>	<b>100.0</b>	<b>31</b>	<b>15</b>	<b>16</b>	<b>93.8</b>	<b>0</b>	<b>21</b>	<b>3-0</b>

2020 GAME-BY-GAME POSTSEASON STATISTICS (CHIEFS)

DATE	OPPONENT		FIELD GOALS				EXTRA POINTS				PTS	W/L	SCORE
			FGM	FGA	PCT	LG	XP	XPA	PCT	BLK			
01/17	Browns	P	3	4	75.0	50	1	2	50.0	0	10	W	22-17
01/24	Bills	P	1	1	100.0	45	5	5	100.0	0	8	W	38-24
02/07	at Buccaneers	P	3	3	100.0	52	0	0	0.0	0	9	L	9-31
<b>2020 TOTALS</b>			<b>3</b>	<b>7</b>	<b>8</b>	<b>87.5</b>	<b>52</b>	<b>6</b>	<b>7</b>	<b>85.7</b>	<b>0</b>	<b>27</b>	<b>2-1</b>

2021 GAME-BY-GAME POSTSEASON STATISTICS (CHIEFS)

DATE	OPPONENT		FIELD GOALS				EXTRA POINTS				PTS	W/L	SCORE
			FGM	FGA	PCT	LG	XP	XPA	PCT	BLK			
01/16	Steelers	P	0	0	0.0	0	6	6	100.0	0	6	W	42-21
01/23	Bills	P	3	4	75.0	49	3	4	75.0	0	12	W	42-36+
01/30	Bengals	P	1	1	100.0	44	3	3	100.0	0	6	L	24-27+
<b>2021 TOTALS</b>			<b>3</b>	<b>4</b>	<b>5</b>	<b>80.0</b>	<b>49</b>	<b>12</b>	<b>13</b>	<b>92.3</b>	<b>0</b>	<b>24</b>	<b>2-1</b>

+ - Overtime

2022 GAME-BY-GAME POSTSEASON STATISTICS (CHIEFS)

DATE	OPPONENT		FIELD GOALS				EXTRA POINTS				PTS	W/L	SCORE
			FGM	FGA	PCT	LG	XP	XPA	PCT	BLK			
01/21	Jaguars	P	2	2	100.0	50	3	3	100.0	0	9	W	27-20
01/29	Bengals	P	3	3	100.0	45	2	2	100.0	0	11	W	23-20
02/12	at Eagles	P	1	2	50.0	27	5	5	100.0	0	8	W	38-35
<b>2022 TOTALS</b>			<b>3</b>	<b>6</b>	<b>7</b>	<b>85.7</b>	<b>50</b>	<b>10</b>	<b>10</b>	<b>100.0</b>	<b>0</b>	<b>28</b>	<b>3-0</b>



# MIKE CALIENDO



**OFFENSIVE LINEMAN #66**  
**WESTERN MICHIGAN**

**1<sup>ST</sup>** YEAR IN THE NFL

**1<sup>ST</sup>** YEAR WITH THE CHIEFS

**HEIGHT:** 6'4"  
**WEIGHT:** 301 LBS  
**DRAFTED:** CFA-22  
**BIRTHDAY:** 10/21/97

- 👁️ First-year offensive lineman enters his first season with the Chiefs in 2023, after spending last season on the club's practice squad.
- 👁️ Originally entered the NFL as an undrafted free agent with the Kansas City Chiefs in 2022.

### Transactions:

Signed with Kansas City (2/15/23) ... Signed with Kansas City's practice squad (8/31/22) ... Released by Kansas City (8/30/22) ... Originally entered the NFL as an undrafted free agent with the Kansas City Chiefs in 2022.

### COLLEGE

Played five seasons at Western Michigan (2017-21) ... In 2020, was named CoSIDA Academic All-American, MAC Distinguished Scholar-Athlete, CoSIDA Academic All-District, Academic All-MAC, First Team All-MAC ... Did not allow a sack or a QB hit in 2020 ... In 2019, was named second-team All-MAC, Academic All-MAC, MAC Distinguished Scholar Athlete, first-team CoSIDA Academic All-District 5 ... Helped the Broncos finish with top-three MAC rankings in total offensive yards per game (445.7; second), third down conversion percentage (.453; second), fewest fumbles lost (six; second), fewest turnovers lost (14; second) and points per game (33.1; third) ... In 2018, earned Academic All-MAC, MAC Distinguished Scholar Athlete, started all 13 games ... Helped open holes for a Western Michigan rushing attack that averaged 199.46 yards per contest, third best in the Mid-American Conference ... In 2017, Academic All-MAC, MAC Distinguished Scholar Athlete ... Played in all 12 games and started 10 ... Part of a Bronco offensive unit that ranked among the MAC leaders in rushing yards per game (224.8; second), points per game (33.9; third), fewest turnovers lost (18; third), third down conversion percentage (.395; third) and fourth down conversion percentage (.600; third) ... Redshirted in 2016 at Western Michigan.

### PERSONAL

- 👁️ A native of Brookfield, Wis.
- 👁️ Attended Brookfield East High School.
- 👁️ Team captain as a senior, following final campaign, earned *Associated Press* All-State first-team honors and was named the Brookfield East MVP and selected Greater Metro Conference Offensive Lineman of the Year.
- 👁️ Led team to a 10-2 record in 2015 and Level 3 playoffs, and earned All-Conference Scholar Athlete honors.

### MIKE CALIENDO'S NFL REGULAR SEASON STATISTICS

DATE	TEAM	GP	GS
2022	Chiefs	0	0
2023	Chiefs	3	0
<b>NFL TOTALS</b>		<b>3</b>	<b>0</b>

### MIKE CALIENDO'S NFL POSTSEASON STATISTICS

DATE	TEAM	GP	GS
2022	Chiefs	0	0
<b>NFL TOTALS</b>		<b>0</b>	<b>0</b>





## 2022 GAME-BY-GAME REGULAR-SEASON STATISTICS (CHIEFS)

DATE	OPPONENT	P/S		W/L	SCORE
09/11	at Cardinals		PRACTICE SQUAD	W	44-21
09/15	Chargers		PRACTICE SQUAD	W	27-24
09/25	at Colts		PRACTICE SQUAD	L	17-20
10/02	at Buccaneers		PRACTICE SQUAD	W	41-31
10/10	Raiders		PRACTICE SQUAD	W	30-29
10/16	Bills		PRACTICE SQUAD	L	20-24
10/23	at 49ers		PRACTICE SQUAD	W	44-23
11/06	Titans		PRACTICE SQUAD	W	20-17+
11/13	Jaguars		PRACTICE SQUAD	W	27-17
11/20	at Chargers		PRACTICE SQUAD	W	30-27
11/27	Rams		PRACTICE SQUAD	W	26-10
12/04	at Bengals		PRACTICE SQUAD	L	24-27
12/11	at Broncos		PRACTICE SQUAD	W	34-28
12/18	at Texans		PRACTICE SQUAD	W	30-24+
12/24	Seahawks		PRACTICE SQUAD	W	24-10
01/01	Broncos		PRACTICE SQUAD	W	27-24
01/07	at Raiders		PRACTICE SQUAD	W	31-13
<b>2022 TOTALS</b>		<b>0-0</b>		<b>14-3</b>	

+ - Overtime

## 2023 GAME-BY-GAME REGULAR-SEASON STATISTICS (CHIEFS)


DATE	OPPONENT	P/S		W/L	SCORE
09/07	Lions	P		L	20-21
09/17	at Jaguars	P		W	17-9
09/24	Bears	P		W	41-10
10/01	at Jets		INACTIVE	W	23-20
10/08	at Vikings		INACTIVE	W	27-20
10/12	Broncos		INACTIVE	W	19-8
<b>2023 TOTALS</b>		<b>3-0</b>		<b>5-1</b>	

## 2022 GAME-BY-GAME POSTSEASON STATISTICS (CHIEFS)

DATE	OPPONENT	P/S		W/L	SCORE
01/21	Jaguars		PRACTICE SQUAD	W	27-20
01/29	Bengals		PRACTICE SQUAD	W	23-20
02/12	at Eagles		PRACTICE SQUAD	W	38-35
<b>2022 TOTALS</b>		<b>0-0</b>		<b>3-0</b>	



# LEO CHENAL



**LINEBACKER #54**  
**WISCONSIN**

**2ND** YEAR IN THE NFL

**2ND** YEAR WITH THE CHIEFS

**HEIGHT:** 6'3"  
**WEIGHT:** 250 LBS  
**DRAFTED:** D3-22  
**BIRTHDAY:** 10/26/00

Second-year linebacker enters his second season with the Chiefs in 2023.

Originally entered the NFL as the third-round pick (103rd overall) by the Kansas City Chiefs in the 2022 NFL Draft.

**Transactions:**

Originally entered the NFL as the third-round pick (103rd overall) by the Kansas City Chiefs in the 2022 NFL Draft.

**COLLEGE**

Three-year letterwinner at Wisconsin ... Played 29 games, logging 180 tackles (106 solo), including 12.0 sacks (-84.0 yards) and one interception returned 31 yards ... Added a pass defended, three forced fumbles and a fumble recovery ... In 2020, earned All-Big Ten honorable mention (coaches, media) and the Bednarik Award National Player of the Week (Dec. 21).

**PERSONAL**

- 2018 Wisconsin Gatorade Player of the Year.
- First-team All-State (small schools) at both running back and linebacker by Wisconsin Football Coaches Association as a senior.
- Second-team All-State (all schools) on both offense and defense by *Associated Press* as a senior.
- Named Wisconsin's small school Offensive Player of the Year and Defensive Player of the Year by WFCAs as a senior.
- John Anderson Award winner as the state's top senior linebacker.
- First-team All-State by WFCAs at linebacker as a junior.
- Four-year All-Lakeland Conference honoree.
- Finished career with 385 tackles, 55 tackles for loss, 7.0 sacks and three interceptions.
- On offense, finished with 3,706 yards and 68 TDs rushing as well as 1,300 yards and 17 TDs receiving.
- Two-year team captain.
- Also earned All-Lakeland honors in basketball and track.
- Four-year honor roll student, National Honor Society.

**LEO CHENAL'S NFL REGULAR SEASON DEFENSIVE STATISTICS**

DATE	TEAM	GP	GS	TACKLES							INTERCEPTIONS					O. FUMB				ST			MISC				
				TK	S	A	TFL	YDS	SK	YDS	QBH	NO	YDS	LG	TD	PD	FF	FR	TD	YDS	TK	S	A	FF	FR	S	A
2022	Chiefs	17	8	29	16	13	3	3	1.0	1.0	3	0	0	0	0	0	0	0	0	0	0	6	3	3	0	0	0
2023	Chiefs	6	2	21	16	5	4	12	1.0	8.0	2	0	0	0	0	0	0	0	0	0	2	0	2	0	0	0	
<b>NFL TOTALS</b>		<b>23</b>	<b>10</b>	<b>50</b>	<b>32</b>	<b>18</b>	<b>7</b>	<b>15</b>	<b>2.0</b>	<b>9.0</b>	<b>5</b>	<b>0</b>	<b>0</b>	<b>0</b>	<b>0</b>	<b>0</b>	<b>0</b>	<b>0</b>	<b>0</b>	<b>0</b>	<b>8</b>	<b>3</b>	<b>5</b>	<b>0</b>	<b>0</b>	<b>0</b>	

**LEO CHENAL'S NFL POSTSEASON DEFENSIVE STATISTICS**

DATE	TEAM	GP	GS	TACKLES							INTERCEPTIONS					O. FUMB				ST			MISC			
				TK	S	A	TFL	YDS	SK	YDS	QBH	NO	YDS	LG	TD	PD	FF	FR	TD	YDS	TK	S	A	FF	FR	S
2022	Chiefs	3	0	6	4	2	1	1	1.0	1.0	0	0	0	0	0	0	0	0	0	0	0	0	0	0	0	0
<b>NFL TOTALS</b>		<b>3</b>	<b>0</b>	<b>6</b>	<b>4</b>	<b>2</b>	<b>1</b>	<b>1</b>	<b>1.0</b>	<b>1.0</b>	<b>0</b>	<b>0</b>	<b>0</b>	<b>0</b>	<b>0</b>	<b>0</b>	<b>0</b>	<b>0</b>	<b>0</b>	<b>0</b>	<b>0</b>	<b>0</b>	<b>0</b>	<b>0</b>	<b>0</b>	



SINGLE-GAME HIGHS: DEFENSIVE

**Total Tackles** 6 vs. Detroit, Sep 07, 2023  
 5 at Houston, Dec 18, 2022  
 4 at N.Y. Jets, Oct 01, 2023  
 4 vs. Chicago, Sep 24, 2023  
 4 at Jacksonville, Sep 17, 2023  
 ...1 more at 4.

**Solo Tackles** 4 at N.Y. Jets, Oct 01, 2023  
 4 at Las Vegas, Jan 07, 2023  
 4 at Houston, Dec 18, 2022  
 3 vs. Chicago, Sep 24, 2023  
 ...2 more at 3.

**Sacks** 1.0 vs. Jacksonville, Nov 13, 2022

**Tackles For Loss** 1 at Jacksonville, Sep 17, 2023  
 1 at Las Vegas, Jan 07, 2023  
 1 at Houston, Dec 18, 2022  
 ...1 more at 1.

**Special Teams Tackles** 2 at N.Y. Jets, Oct 01, 2023  
 2 vs. Denver, Jan 01, 2023  
 1 at Las Vegas, Jan 07, 2023  
 1 vs. Seattle, Dec 24, 2022  
 ...2 more at 1.

SINGLE-GAME HIGHS - POSTSEASON: DEFENSIVE

**Total Tackles** 6 at Philadelphia, Feb 12, 2023  
**Solo Tackles** 4 at Philadelphia, Feb 12, 2023

**Sacks** 1.0 at Philadelphia, Feb 12, 2023  
**Tackles For Loss** 1 at Philadelphia, Feb 12, 2023

2022 GAME-BY-GAME REGULAR-SEASON STATISTICS (CHIEFS)

DATE	OPPONENT	P/S	TACKLES							INTERCEPTIONS					O. FUMB				ST				MISC		W/L	SCORE		
			TK	S	A	SK	YDS	TFL	YDS	QBH	NO	YDS	LG	TD	PD	FF	FR	TD	YDS	TK	S	A	FF	FR			S	A
09/11	at Cardinals	P	0	0	0	0.0	0.0	0	0	0	0	0	0	0	0	0	0	0	0	0	0	0	0	0	0	0	W	44-21
09/15	Chargers	P	2	1	1	0.0	0.0	0	0	1	0	0	0	0	0	0	0	0	0	0	0	0	0	0	0	0	W	27-24
09/25	at Colts	P	0	0	0	0.0	0.0	0	0	0	0	0	0	0	0	0	0	0	0	0	0	0	0	0	0	L	17-20	
10/02	at Buccaneers	P	0	0	0	0.0	0.0	0	0	0	0	0	0	0	0	0	0	0	0	0	0	0	0	0	0	W	41-31	
10/10	Raiders	S	3	2	1	0.0	0.0	0	0	0	0	0	0	0	0	0	0	0	0	0	0	0	0	0	0	W	30-29	
10/16	Bills	S	2	0	2	0.0	0.0	0	0	0	0	0	0	0	0	0	0	0	0	0	0	0	0	0	0	L	20-24	
10/23	at 49ers	S	1	1	0	0.0	0.0	0	0	0	0	0	0	0	0	0	0	0	0	0	0	0	0	0	0	W	44-23	
11/06	Titans	S	2	1	1	0.0	0.0	0	0	0	0	0	0	0	0	0	0	0	0	0	0	0	0	0	0	W	20-17+	
11/13	Jaguars	P	2	1	1	1.0	1.0	1	1	1	0	0	0	0	0	0	0	0	0	0	0	0	0	0	0	W	27-17	
11/20	at Chargers	S	2	0	2	0.0	0.0	0	0	1	0	0	0	0	0	0	0	0	0	0	0	0	0	0	0	W	30-27	
11/27	Rams	P	0	0	0	0.0	0.0	0	0	0	0	0	0	0	0	0	0	0	1	0	1	0	0	0	0	W	26-10	
12/04	at Bengals	P	0	0	0	0.0	0.0	0	0	0	0	0	0	0	0	0	0	0	1	1	0	0	0	0	0	L	24-27	
12/11	at Broncos	S	2	1	1	0.0	0.0	0	0	0	0	0	0	0	0	0	0	0	0	0	0	0	0	0	0	W	34-28	
12/18	at Texans	P	5	4	1	0.0	0.0	1	1	0	0	0	0	0	0	0	0	0	0	0	0	0	0	0	0	W	30-24+	
12/24	Seahawks	S	1	0	1	0.0	0.0	0	0	0	0	0	0	0	0	0	0	0	1	1	0	0	0	0	0	W	24-10	
01/01	Broncos	P	3	1	2	0.0	0.0	0	0	0	0	0	0	0	0	0	0	0	2	1	1	0	0	0	0	W	27-24	
01/07	at Raiders	S	4	4	0	0.0	0.0	1	1	0	0	0	0	0	0	0	0	0	1	0	1	0	0	0	0	W	31-13	
<b>2022 TOTALS</b>			<b>17-8</b>	<b>29</b>	<b>16</b>	<b>13</b>	<b>1.0</b>	<b>1.0</b>	<b>3</b>	<b>3</b>	<b>3</b>	<b>0</b>	<b>0</b>	<b>0</b>	<b>0</b>	<b>0</b>	<b>0</b>	<b>0</b>	<b>6</b>	<b>3</b>	<b>3</b>	<b>0</b>	<b>0</b>	<b>0</b>	<b>0</b>	<b>14-3</b>		

+ - Overtime

2023 GAME-BY-GAME REGULAR-SEASON STATISTICS (CHIEFS)

DATE	OPPONENT	P/S	TACKLES							INTERCEPTIONS					O. FUMB				ST				MISC		W/L	SCORE	
			TK	S	A	SK	YDS	TFL	YDS	QBH	NO	YDS	LG	TD	PD	FF	FR	TD	YDS	TK	S	A	FF	FR			S
09/07	Lions	P	6	3	3	0.0	0.0	0	0	0	0	0	0	0	0	0	0	0	0	0	0	0	0	0	0	L	20-21
09/17	at Jaguars	P	4	3	1	0.0	0.0	1	1	0	0	0	0	0	0	0	0	0	0	0	0	0	0	0	0	W	17-9
09/24	Bears	P	4	3	1	0.0	0.0	0	0	1	0	0	0	0	0	0	0	0	0	0	0	0	0	0	0	W	41-10
10/01	at Jets	S	4	4	0	0.0	0.0	1	1	0	0	0	0	0	0	0	0	0	2	0	2	0	0	0	0	W	23-20
10/08	at Vikings	S	1	1	0	1.0	8.0	1	8	1	0	0	0	0	0	0	0	0	0	0	0	0	0	0	0	W	27-20
10/12	Broncos	P	2	2	0	0.0	0.0	1	2	0	0	0	0	0	0	0	0	0	0	0	0	0	0	0	0	W	19-8
<b>2023 TOTALS</b>			<b>6-2</b>	<b>21</b>	<b>16</b>	<b>5</b>	<b>1.0</b>	<b>8.0</b>	<b>4</b>	<b>12</b>	<b>2</b>	<b>0</b>	<b>0</b>	<b>0</b>	<b>0</b>	<b>0</b>	<b>0</b>	<b>0</b>	<b>2</b>	<b>0</b>	<b>2</b>	<b>0</b>	<b>0</b>	<b>0</b>	<b>0</b>	<b>5-1</b>	

2022 GAME-BY-GAME POSTSEASON STATISTICS (CHIEFS)

DATE	OPPONENT	P/S	TACKLES							INTERCEPTIONS					O. FUMB				ST				MISC		W/L	SCORE	
			TK	S	A	SK	YDS	TFL	YDS	QBH	NO	YDS	LG	TD	PD	FF	FR	TD	YDS	TK	S	A	FF	FR			S
01/21	Jaguars	P	0	0	0	0.0	0.0	0	0	0	0	0	0	0	0	0	0	0	0	0	0	0	0	0	0	W	27-20
01/29	Bengals	P	0	0	0	0.0	0.0	0	0	0	0	0	0	0	0	0	0	0	0	0	0	0	0	0	0	W	23-20
02/12	at Eagles	P	6	4	2	1.0	1.0	1	1	0	0	0	0	0	0	0	0	0	0	0	0	0	0	0	0	W	38-35
<b>2022 TOTALS</b>			<b>3-0</b>	<b>6</b>	<b>4</b>	<b>2</b>	<b>1.0</b>	<b>1.0</b>	<b>1</b>	<b>1</b>	<b>0</b>	<b>0</b>	<b>0</b>	<b>0</b>	<b>0</b>	<b>0</b>	<b>0</b>	<b>0</b>	<b>0</b>	<b>0</b>	<b>0</b>	<b>0</b>	<b>0</b>	<b>0</b>	<b>0</b>	<b>3-0</b>	





# KEONDRE COBURN

**DEFENSIVE TACKLE #99**  
**TEXAS**



**ROOKIE**

**HEIGHT: 6'2"**  
**WEIGHT: 332 LBS**  
**DRAFTED: D6-23**  
**BIRTHDAY: 5/23/00**

👁️ Rookie defensive tackle enters his first season with the Chiefs in 2023.

👁️ Originally entered the NFL as a sixth-round pick (194th overall) by the Kansas City Chiefs in the 2023 NFL Draft.

**Transactions:**

Originally entered the NFL as a sixth-round pick (194th overall) by the Kansas City Chiefs in the 2023 NFL Draft.

## COLLEGE

A five-year defensive lineman who played in 51 career games and started 45 times at Texas ... Named second-team All-Big 12 by the league's coaches and the AP in 2022 ... A 2022 third-team All-Big 12 Preseason selection by Athlon Sports ... Named preseason fourth-team All-Big 12 by Phil Steele in 2022 ... Selected to the 2021 Bednarik Award preseason watch list ... A third-team All-Big 12 Preseason selection by Athlon Sports in 2021 ... Named a fourth-team All-Big 12 Preseason selection by Phil Steele in 2021 ... Named All-Big 12 honorable mention in 2020 and 2021 ... Earned Academic All-Big 12 First Team honors in 2021 ... A first-team preseason All-Texas selection by Dave Campbell's Texas Football Magazine in 2020 ... An All-Big 12 Preseason selection by Phil Steele in 2019 and 2020 ... Was a high school All-American and three-time all-district honoree ... A four-time member of the Big 12 Commissioner's Honor Roll (spring and fall 2020, spring 2021, fall 2022).

## PERSONAL

- 👁️ Played for Head Coach Matt Meekins at Westfield.
- 👁️ An All-American and three-time all-district honoree.
- 👁️ Played in the 2018 Under Armour All-America Game.
- 👁️ Earned Defensive Player of the Year honors from the Touchdown Club of Houston in 2017.
- 👁️ Named District 16-6A Defensive MVP and first-team all-district.
- 👁️ Named first-team "Tops in Texas," and chosen to the 2017 Super Team by Dave Campbell's Texas Football.
- 👁️ Listed No. 9 in the Austin American-Statesman's Fab 55 and No. 10 in the Houston Chronicle's Top 100.
- 👁️ Rated No. 47 nationally (No. 2 DT) and No. 6 overall in Texas by ESPN.
- 👁️ Ranked No. 167 nationally (No. 12 DT) and No. 16 overall in Texas by Rivals.
- 👁️ Rated No. 194 nationally (No. 19 DT) and No. 20 overall in Texas by 247Sports.
- 👁️ Named first team All-State by the TWSA and honorable mention All-State by the Associated Press in 2017.
- 👁️ Recorded 56 tackles, including 20 tackles for loss, 7.5 sacks, two forced fumbles, four pressures and two passes batted as a senior.
- 👁️ Part of a defense that allowed just 101 points (8.4 ppg) in 2017, including a five-game stretch with a total of nine points allowed that included three shutouts.
- 👁️ Helped Westfield to an 11-1 overall record, including a 7-1 district mark, a district title and an appearance in the 6A Division II regional playoffs in 2017.
- 👁️ Named to the Touchdown Club of Houston's 2017 Preseason Team.
- 👁️ Tabbed honorable mention 6A All-State by the Texas Sports Writers Association in 2016.
- 👁️ Selected first-team All-District 16-6A.
- 👁️ Chosen first-team All-Greater Houston by the Houston Chronicle.
- 👁️ Part of a defense that allowed 13.2 points per game, and just 7.5 points per game over its last 11 in 2016.
- 👁️ Helped Westfield to a 10-4 overall record, including a 7-0 district mark, a district title, and an appearance in 6A Division II state quarterfinals in 2016.
- 👁️ Unanimously chosen Defensive Newcomer of the Year in District 16-5A in 2015.
- 👁️ Collected 26 tackles, two tackles for loss, one sack and five pressures as a sophomore.
- 👁️ Part of a defense that allowed just 16.5 points per game.
- 👁️ Helped Westfield to a 10-2 overall record, including a 6-1 district mark, a share of the district title, and an appearance in the 6A Division II area playoffs in 2015.
- 👁️ Transferred to Westfield after playing his freshman season at Oak Ridge.
- 👁️ Son of Andre Coburn and Jemimah Allen.



- 👁️ Siblings are Tre, Andre, Jordan, Klee, Sequoia, Arin and Sanaiya.
- 👁️ Daughter was born days before being drafted to the Chiefs.
- 👁️ Was born in Los Angeles, Calif.

### KEONDRE COBURN'S NFL REGULAR SEASON DEFENSIVE STATISTICS

DATE	TEAM	GP	GS	TACKLES							INTERCEPTIONS					O. FUMB				ST				MISC		
				TK	S	A	TFL	YDS	SK	YDS	QBH	NO	YDS	LG	TD	PD	FF	FR	TD	YDS	TK	S	A	FF	FR	S
2023	Chiefs	1	0	1	1	0	1	0	0.0	0.0	0	0	0	0	0	0	0	0	0	0	0	0	0	0	0	0
<b>NFL TOTALS</b>		<b>1</b>	<b>0</b>	<b>1</b>	<b>1</b>	<b>0</b>	<b>1</b>	<b>0</b>	<b>0.0</b>	<b>0.0</b>	<b>0</b>	<b>0</b>	<b>0</b>	<b>0</b>	<b>0</b>	<b>0</b>	<b>0</b>	<b>0</b>	<b>0</b>	<b>0</b>	<b>0</b>	<b>0</b>	<b>0</b>	<b>0</b>	<b>0</b>	

#### SINGLE-GAME HIGHS: DEFENSIVE

**Total Tackles**      1 vs. Detroit, Sep 07, 2023                      **Tackles For Loss**                      1 vs. Detroit, Sep 07, 2023  
**Solo Tackles**        1 vs. Detroit, Sep 07, 2023

#### 2023 GAME-BY-GAME REGULAR-SEASON STATISTICS (CHIEFS)

DATE	OPPONENT	P/S	TACKLES							INTERCEPTIONS					O. FUMB				ST				MISC		W/L	SCORE	
			TK	S	A	SK	YDS	TFL	YDS	QBH	NO	YDS	LG	TD	PD	FF	FR	TD	YDS	TK	S	A	FF	FR			S
09/07	Lions	P	1	1	0	0.0	0.0	1	0	0	0	0	0	0	0	0	0	0	0	0	0	0	0	0	0	L	20-21
09/17	at Jaguars																									W	17-9
09/24	Bears																									W	41-10
10/01	at Jets																									W	23-20
10/08	at Vikings																									W	27-20
10/12	Broncos																									W	19-8
<b>2023 TOTALS</b>		<b>1-0</b>	<b>1</b>	<b>1</b>	<b>0</b>	<b>0.0</b>	<b>0.0</b>	<b>1</b>	<b>0</b>	<b>0</b>	<b>0</b>	<b>0</b>	<b>0</b>	<b>0</b>	<b>0</b>	<b>0</b>	<b>0</b>	<b>0</b>	<b>0</b>	<b>0</b>	<b>0</b>	<b>0</b>	<b>0</b>	<b>0</b>	<b>0</b>	<b>0</b>	<b>5-1</b>





# JACK COCHRANE



**LINEBACKER #43**  
**SOUTH DAKOTA**

**2ND** YEAR IN THE NFL

**2ND** YEAR WITH THE CHIEFS

**HEIGHT:** 6'3"  
**WEIGHT:** 236 LBS  
**DRAFTED:** CFA-22  
**BIRTHDAY:** 2/9/99

- Second-year linebacker enters his second season with the Chiefs in 2023.
- Originally entered the NFL as an undrafted free agent with the Kansas City Chiefs in 2022.

### Transactions:

Signed with Kansas City's practice squad (8/31/22) ... Released by Kansas City (8/30/22) ... Originally entered the NFL as an undrafted free agent with the Kansas City Chiefs in 2022.

### COLLEGE

Played five seasons at South Dakota (2017-21) ... Played 46 games, logging 326 tackles (179 solo), including 5.0 sacks (-26.0 yards), six interceptions returned 71 yards, 10 passes defended, three forced fumbles and three fumble recoveries ... Named a team captain as a junior and senior, as well as FCS ADA Academic All-Star.

### PERSONAL

- Two-time first-team all-state performer for Mount Vernon who led the Mustangs to a state runner-up finish in 2015 and a trip back to the state semifinals in 2016.
- School's all-time scoring leader with 406 points.
- Totaled 2,505 yards rushing with 52 touchdowns and had 1,110 yards receiving with 14 touchdowns.
- Was also one of the team's top defenders, finished high school career with 218 tackles, seven sacks and seven interceptions.
- Returned kicks and punts.
- National Honor Society member.
- Also competed in wrestling, baseball and track and field for the Mustangs.

### JACK COCHRANE'S NFL REGULAR SEASON DEFENSIVE STATISTICS

DATE	TEAM	GP	GS	TACKLES							INTERCEPTIONS					O. FUMB			ST			MISC					
				TK	S	A	TFL	YDS	SK	YDS	QBH	NO	YDS	LG	TD	PD	FF	FR	TD	YDS	TK	S	A	FF	FR	S	A
2022	Chiefs	15	0	0	0	0	0	0	0	0.0	0.0	0	0	0	0	0	0	0	0	0	9	5	4	0	0	0	0
2023	Chiefs	6	0	3	1	2	0	0	0.0	0.0	0	0	0	0	0	0	0	0	0	0	2	2	0	0	0	0	0
<b>NFL TOTALS</b>		<b>21</b>	<b>0</b>	<b>3</b>	<b>1</b>	<b>2</b>	<b>0</b>	<b>0</b>	<b>0.0</b>	<b>0.0</b>	<b>0</b>	<b>0</b>	<b>0</b>	<b>0</b>	<b>0</b>	<b>0</b>	<b>0</b>	<b>0</b>	<b>0</b>	<b>0</b>	<b>11</b>	<b>7</b>	<b>4</b>	<b>0</b>	<b>0</b>	<b>0</b>	<b>0</b>

### JACK COCHRANE'S NFL POSTSEASON DEFENSIVE STATISTICS

DATE	TEAM	GP	GS	TACKLES							INTERCEPTIONS					O. FUMB			ST			MISC					
				TK	S	A	TFL	YDS	SK	YDS	QBH	NO	YDS	LG	TD	PD	FF	FR	TD	YDS	TK	S	A	FF	FR	S	A
2022	Chiefs	3	0	0	0	0	0	0	0	0.0	0.0	0	0	0	0	0	0	0	0	0	1	0	1	0	0	0	0
<b>NFL TOTALS</b>		<b>3</b>	<b>0</b>	<b>0</b>	<b>0</b>	<b>0</b>	<b>0</b>	<b>0</b>	<b>0</b>	<b>0.0</b>	<b>0.0</b>	<b>0</b>	<b>0</b>	<b>0</b>	<b>0</b>	<b>0</b>	<b>0</b>	<b>0</b>	<b>0</b>	<b>0</b>	<b>1</b>	<b>0</b>	<b>1</b>	<b>0</b>	<b>0</b>	<b>0</b>	<b>0</b>

### SINGLE-GAME HIGHS: DEFENSIVE

**Total Tackles** 3 vs. Chicago, Sep 24, 2023      **Special Teams Tackles** 2 vs. Buffalo, Oct 16, 2022

**Solo Tackles** 1 vs. Chicago, Sep 24, 2023      1 vs. Tennessee, Nov 06, 2022

1 vs. Las Vegas, Oct 10, 2022

1 at Tampa Bay, Oct 02, 2022

### SINGLE-GAME HIGHS - POSTSEASON: DEFENSIVE

**Special Teams Tackles** 1 at Philadelphia, Feb 12, 2023



2022 GAME-BY-GAME REGULAR-SEASON STATISTICS (CHIEFS)

DATE	OPPONENT	P/S	TACKLES							INTERCEPTIONS					O. FUMB				ST				MISC		W/L	SCORE		
			TK	S	A	SK	YDS	TFL	YDS	QBH	NO	YDS	LG	TD	PD	FF	FR	TD	YDS	TK	S	A	FF	FR			S	A
09/11	at Cardinals		PRACTICE SQUAD																								W	44-21
09/15	Chargers		INACTIVE																								W	27-24
09/25	at Colts	P	0	0	0	0.0	0.0	0	0	0	0	0	0	0	0	0	0	0	0	0	0	0	0	0	0	0	L	17-20
10/02	at Buccaneers	P	0	0	0	0.0	0.0	0	0	0	0	0	0	0	0	0	0	0	0	0	0	0	0	0	0	0	W	41-31
10/10	Raiders	P	0	0	0	0.0	0.0	0	0	0	0	0	0	0	0	0	0	0	0	0	0	0	0	0	0	0	W	30-29
10/16	Bills	P	0	0	0	0.0	0.0	0	0	0	0	0	0	0	0	0	0	0	0	0	0	0	0	0	0	0	L	20-24
10/23	at 49ers	P	0	0	0	0.0	0.0	0	0	0	0	0	0	0	0	0	0	0	0	0	0	0	0	0	0	0	W	44-23
11/06	Titans	P	0	0	0	0.0	0.0	0	0	0	0	0	0	0	0	0	0	0	0	0	0	0	0	0	0	0	W	20-17+
11/13	Jaguars	P	0	0	0	0.0	0.0	0	0	0	0	0	0	0	0	0	0	0	0	0	0	0	0	0	0	0	W	27-17
11/20	at Chargers	P	0	0	0	0.0	0.0	0	0	0	0	0	0	0	0	0	0	0	0	0	0	0	0	0	0	0	W	30-27
11/27	Rams	P	0	0	0	0.0	0.0	0	0	0	0	0	0	0	0	0	0	0	0	0	0	0	0	0	0	0	W	26-10
12/04	at Bengals	P	0	0	0	0.0	0.0	0	0	0	0	0	0	0	0	0	0	0	0	0	0	0	0	0	0	0	L	24-27
12/11	at Broncos	P	0	0	0	0.0	0.0	0	0	0	0	0	0	0	0	0	0	0	0	0	0	0	0	0	0	0	W	34-28
12/18	at Texans	P	0	0	0	0.0	0.0	0	0	0	0	0	0	0	0	0	0	0	0	0	0	0	0	0	0	0	W	30-24+
12/24	Seahawks	P	0	0	0	0.0	0.0	0	0	0	0	0	0	0	0	0	0	0	0	0	0	0	0	0	0	0	W	24-10
01/01	Broncos	P	0	0	0	0.0	0.0	0	0	0	0	0	0	0	0	0	0	0	0	0	0	0	0	0	0	0	W	27-24
01/07	at Raiders	P	0	0	0	0.0	0.0	0	0	0	0	0	0	0	0	0	0	0	0	0	0	0	0	0	0	0	W	31-13
<b>2022 TOTALS</b>		<b>15-0</b>	<b>0</b>	<b>0</b>	<b>0</b>	<b>0.0</b>	<b>0.0</b>	<b>0</b>	<b>0</b>	<b>0</b>	<b>0</b>	<b>0</b>	<b>0</b>	<b>0</b>	<b>0</b>	<b>0</b>	<b>0</b>	<b>0</b>	<b>0</b>	<b>0</b>	<b>0</b>	<b>0</b>	<b>0</b>	<b>0</b>	<b>0</b>	<b>0</b>	<b>14-3</b>	

+ - Overtime

2023 GAME-BY-GAME REGULAR-SEASON STATISTICS (CHIEFS)

DATE	OPPONENT	P/S	TACKLES							INTERCEPTIONS					O. FUMB				ST				MISC		W/L	SCORE		
			TK	S	A	SK	YDS	TFL	YDS	QBH	NO	YDS	LG	TD	PD	FF	FR	TD	YDS	TK	S	A	FF	FR			S	A
09/07	Lions	P	0	0	0	0.0	0.0	0	0	0	0	0	0	0	0	0	0	0	0	0	0	0	0	0	0	0	L	20-21
09/17	at Jaguars	P	0	0	0	0.0	0.0	0	0	0	0	0	0	0	0	0	0	0	0	0	0	0	0	0	0	0	W	17-9
09/24	Bears	P	3	1	2	0.0	0.0	0	0	0	0	0	0	0	0	0	0	0	0	0	0	0	0	0	0	0	W	41-10
10/01	at Jets	P	0	0	0	0.0	0.0	0	0	0	0	0	0	0	0	0	0	0	0	0	0	0	0	0	0	0	W	23-20
10/08	at Vikings	P	0	0	0	0.0	0.0	0	0	0	0	0	0	0	0	0	0	0	0	0	0	0	0	0	0	0	W	27-20
10/12	Broncos	P	0	0	0	0.0	0.0	0	0	0	0	0	0	0	0	0	0	0	0	0	0	0	0	0	0	0	W	19-8
<b>2023 TOTALS</b>		<b>6-0</b>	<b>3</b>	<b>1</b>	<b>2</b>	<b>0.0</b>	<b>0.0</b>	<b>0</b>	<b>0</b>	<b>0</b>	<b>0</b>	<b>0</b>	<b>0</b>	<b>0</b>	<b>0</b>	<b>0</b>	<b>0</b>	<b>0</b>	<b>0</b>	<b>0</b>	<b>0</b>	<b>0</b>	<b>0</b>	<b>0</b>	<b>0</b>	<b>0</b>	<b>5-1</b>	

2022 GAME-BY-GAME POSTSEASON STATISTICS (CHIEFS)


DATE	OPPONENT	P/S	TACKLES							INTERCEPTIONS					O. FUMB				ST				MISC		W/L	SCORE		
			TK	S	A	SK	YDS	TFL	YDS	QBH	NO	YDS	LG	TD	PD	FF	FR	TD	YDS	TK	S	A	FF	FR			S	A
01/21	Jaguars	P	0	0	0	0.0	0.0	0	0	0	0	0	0	0	0	0	0	0	0	0	0	0	0	0	0	0	W	27-20
01/29	Bengals	P	0	0	0	0.0	0.0	0	0	0	0	0	0	0	0	0	0	0	0	0	0	0	0	0	0	0	W	23-20
02/12	at Eagles	P	0	0	0	0.0	0.0	0	0	0	0	0	0	0	0	0	0	0	0	0	0	0	0	0	0	0	W	38-35
<b>2022 TOTALS</b>		<b>3-0</b>	<b>0</b>	<b>0</b>	<b>0</b>	<b>0.0</b>	<b>0.0</b>	<b>0</b>	<b>0</b>	<b>0</b>	<b>0</b>	<b>0</b>	<b>0</b>	<b>0</b>	<b>0</b>	<b>0</b>	<b>0</b>	<b>0</b>	<b>0</b>	<b>0</b>	<b>0</b>	<b>0</b>	<b>0</b>	<b>0</b>	<b>0</b>	<b>0</b>	<b>3-0</b>	





# CHAMARRI CONNER

**DEFENSIVE BACK #27**  
**VIRGINIA TECH**



**ROOKIE**

**HEIGHT:** 6'0"  
**WEIGHT:** 202 LBS  
**DRAFTED:** D4-23  
**BIRTHDAY:** 7/11/00

- 👁️ Rookie defensive back enters his first season with the Chiefs in 2023.
- 👁️ Originally entered the NFL as a fourth-round pick (119th overall) by the Kansas City Chiefs in the 2023 NFL Draft.

**Transactions:**

Originally entered the NFL as a fourth-round pick (119th overall) by the Kansas City Chiefs in the 2023 NFL Draft.

**COLLEGE**

Played 61 games (started 57) in five seasons (2018-22) for Virginia Tech ... Recorded 314 tackles (207 solo), 21 tackles for loss (-110.0 yards), 7.5 sacks (-73.0 yards), four interceptions returned for 20 yards, 23 passes defended, four forced fumbles and one block ... Finished his college career ranked 10th all-time at VT in career tackles ... Received the following awards and honors: 2022-23 Reese's Senior Bowl selection, 2021 All-ACC Honorable Mention (S), 2021 Phil Steele All-ACC Second Team, 2021 ESPN All-ACC Midseason Team, ACC Defensive Back of the Week (Sept. 7, 2021), 2020 All-ACC Honorable Mention (CB) and 2020 Phil Steele All-ACC Third Team.

**PERSONAL**

- 👁️ Led Trinity Christian Academy to a 9-4 record at the 5A level as a senior, following four-straight 3A titles.
- 👁️ A ballhawk safety who tallied 107 tackles, including 58 solo stops, 1.5 sacks, one forced fumble and one fumble recovery under the watch of Head Coach Verlon Dorminey.
- 👁️ Helped the Conquerors' defense average 2.5 turnovers a game.
- 👁️ Son of Charles Conner and Erica Williams.
- 👁️ Has two brothers and one sister.
- 👁️ Majored in criminology.

**CHAMARRI CONNER'S NFL REGULAR SEASON DEFENSIVE STATISTICS**

DATE	TEAM	GP	TACKLES										INTERCEPTIONS					O. FUMB				ST				MISC		
			GS	TK	S	A	TFL	YDS	SK	YDS	QBH	NO	YDS	LG	TD	PD	FF	FR	TD	YDS	TK	S	A	FF	FR	S	A	
2023	Chiefs	6	3	4	3	1	1	1	0.0	0.0	0	0	0	0	0	0	0	0	0	0	1	1	0	0	0	0	0	
<b>NFL TOTALS</b>		<b>6</b>	<b>3</b>	<b>4</b>	<b>3</b>	<b>1</b>	<b>1</b>	<b>1</b>	<b>0.0</b>	<b>0.0</b>	<b>0</b>	<b>0</b>	<b>0</b>	<b>0</b>	<b>0</b>	<b>0</b>	<b>0</b>	<b>0</b>	<b>0</b>	<b>0</b>	<b>1</b>	<b>1</b>	<b>0</b>	<b>0</b>	<b>0</b>	<b>0</b>		

**SINGLE-GAME HIGHS: DEFENSIVE**

**Total Tackles** 2 at N.Y. Jets, Oct 01, 2023  
1 vs. Chicago, Sep 24, 2023

**Solo Tackles** 2 at N.Y. Jets, Oct 01, 2023

**2023 GAME-BY-GAME REGULAR-SEASON STATISTICS (CHIEFS)**


DATE	OPPONENT	P/S	TACKLES										INTERCEPTIONS					O. FUMB				ST				MISC			W/L	SCORE
			TK	S	A	SK	YDS	TFL	YDS	QBH	NO	YDS	LG	TD	PD	FF	FR	TD	YDS	TK	S	A	FF	FR	S	A				
09/07	Lions	S	0	0	0	0.0	0.0	0	0	0	0	0	0	0	0	0	0	0	0	0	0	0	0	0	0	0	0	L	20-21	
09/17	at Jaguars	P	0	0	0	0.0	0.0	0	0	0	0	0	0	0	0	0	0	0	0	0	0	0	0	0	0	0	W	17-9		
09/24	Bears	S	1	0	1	0.0	0.0	0	0	0	0	0	0	0	0	0	0	0	0	0	0	0	0	0	0	W	41-10			
10/01	at Jets	P	2	2	0	0.0	0.0	0	0	0	0	0	0	0	0	0	0	0	0	0	0	0	0	0	0	W	23-20			
10/08	at Vikings	P	0	0	0	0.0	0.0	0	0	0	0	0	0	0	0	0	0	0	0	0	0	0	0	0	0	W	27-20			
10/12	Broncos	S	1	1	0	0.0	0.0	1	1	0	0	0	0	0	0	0	0	0	0	0	0	0	0	0	0	W	19-8			
<b>2023 TOTALS</b>		<b>6-3</b>	<b>4</b>	<b>3</b>	<b>1</b>	<b>0.0</b>	<b>0.0</b>	<b>1</b>	<b>1</b>	<b>0</b>	<b>0</b>	<b>0</b>	<b>0</b>	<b>0</b>	<b>0</b>	<b>0</b>	<b>0</b>	<b>0</b>	<b>0</b>	<b>0</b>	<b>1</b>	<b>1</b>	<b>0</b>	<b>0</b>	<b>0</b>	<b>0</b>	<b>0</b>	<b>0</b>	<b>5-1</b>	







# BRYAN COOK



**SAFETY #6**  
**CINCINNATI**

**2ND** YEAR IN THE NFL

**2ND** YEAR WITH THE CHIEFS

**HEIGHT:** 6'1"  
**WEIGHT:** 206 LBS  
**DRAFTED:** D2B-22  
**BIRTHDAY:** 9/7/99

- Second-year safety enters his second season with the Chiefs in 2023.
- Originally entered the NFL the second of two second-round picks (62nd overall) by the Kansas City Chiefs in the 2022 NFL Draft.

### Transactions:

Originally entered the NFL the second of two second-round picks (62nd overall) by the Kansas City Chiefs in the 2022 NFL Draft.

### COLLEGE

Reese's Senior Bowl invitee who had a breakout senior campaign after UC became the first non-Power 5 school to play in the College Football Playoffs in 2020 ... All-AAC first-team selection in 2021 ... Played first two seasons at Howard before transferring back home to Cincinnati and sitting out the 2019 season per NCAA rules ... Totaled 93 tackles, including six for loss, with 13 pass breakups for Cincinnati ... Helped UC to rank No. 1 in the country in pass efficiency defense (103.37), No. 2 in passing yards allowed (169.2), No. 3 in interceptions (19) and No. 4 in opponent completion percentage (54.0) ... Collected CoSIDA Academic All-America second-team honors ... In 2020, he made two starts and played in all 10 games during his first full season at UC ... Totaled 26 tackles, including 19 solo stops, along with two pass break ups and a tackle for a loss ... In 2019, sat out 13 games due to NCAA transfer regulations ... Made his UC debut in the TicketSmarter Birmingham Bowl, recording a pair of tackles on special teams ... Named to the 2019 AAC All-Academic Team ... Played in 21 games at Howard University from 2017-18 ... Totaled 94 tackles, including 73 solo stops ... Also had 17 passes defensed, five tackles for a loss, five interceptions with one returned for a 41-yard TD, two forced fumbles and a pair of fumble recoveries.

### PERSONAL

- Prepped for coach Arvie Crouch at Mount Healthy HS.
- Earned Honorable Mention *Associated Press* All-Southwest District honors and first-team All-Southwest Ohio Conference accolades in 2016.
- Part of SWOC Championship teams in 2014 and 2015.
- Totaled 35 tackles, three interceptions, and a fumble recovery over nine games in 2016.
- On offense, had four receptions for 110 yards and three TDs.
- Totaled a season-best 10 stops and an interception at Harrison.
- Tabbed for the SWOC Sportsmanship Award in 2015.

### BRYAN COOK'S NFL REGULAR SEASON DEFENSIVE STATISTICS

DATE	TEAM	GP	GS	TACKLES							QBH	INTERCEPTIONS					O. FUMB				ST			MISC		
				TK	S	A	TFL	YDS	SK	YDS		NO	YDS	LG	TD	PD	FF	FR	TD	YDS	TK	S	A	FF	FR	S
2022	Chiefs	16	1	27	19	8	1	5	1.0	5.0	2	0	0	0	0	2	0	0	0	0	6	3	3	0	0	0
2023	Chiefs	6	6	20	12	8	1	0	0.0	0.0	0	0	0	0	1	0	2	0	0	0	0	0	0	0	0	
<b>NFL TOTALS</b>		<b>22</b>	<b>7</b>	<b>47</b>	<b>31</b>	<b>16</b>	<b>2</b>	<b>5</b>	<b>1.0</b>	<b>5.0</b>	<b>2</b>	<b>0</b>	<b>0</b>	<b>0</b>	<b>3</b>	<b>0</b>	<b>2</b>	<b>0</b>	<b>0</b>	<b>6</b>	<b>3</b>	<b>3</b>	<b>0</b>	<b>0</b>	<b>0</b>	

### BRYAN COOK'S NFL POSTSEASON DEFENSIVE STATISTICS

DATE	TEAM	GP	GS	TACKLES							QBH	INTERCEPTIONS					O. FUMB				ST			MISC	
				TK	S	A	TFL	YDS	SK	YDS		NO	YDS	LG	TD	PD	FF	FR	TD	YDS	TK	S	A	FF	FR
2022	Chiefs	3	0	6	6	0	0	0	0.0	0.0	0	0	0	0	1	0	0	0	0	0	0	0	0	0	0
<b>NFL TOTALS</b>		<b>3</b>	<b>0</b>	<b>6</b>	<b>6</b>	<b>0</b>	<b>0</b>	<b>0</b>	<b>0.0</b>	<b>0.0</b>	<b>0</b>	<b>0</b>	<b>0</b>	<b>0</b>	<b>1</b>	<b>0</b>	<b>0</b>	<b>0</b>	<b>0</b>	<b>0</b>	<b>0</b>	<b>0</b>	<b>0</b>	<b>0</b>	<b>0</b>



SINGLE-GAME HIGHS: DEFENSIVE

<b>Total Tackles</b>	7 vs. Detroit, Sep 07, 2023 5 at Tampa Bay, Oct 02, 2022 4 vs. Chicago, Sep 24, 2023 4 vs. Seattle, Dec 24, 2022 3 at Minnesota, Oct 08, 2023 ...1 more at 3.	<b>Fumble Recoveries</b>	1 vs. Detroit, Sep 07, 2023
<b>Solo Tackles</b>	4 vs. Detroit, Sep 07, 2023 3 vs. Chicago, Sep 24, 2023 3 vs. Seattle, Dec 24, 2022 3 at L.A. Chargers, Nov 20, 2022 2 at Minnesota, Oct 08, 2023 ...3 more at 2.	<b>Tackles For Loss</b>	1 at Minnesota, Oct 08, 2023 1 vs. L.A. Rams, Nov 27, 2022
<b>Passes Defensed</b>	1 at Tampa Bay, Oct 02, 2022	<b>Special Teams Tackles</b>	2 vs. Jacksonville, Nov 13, 2022 2 vs. Tennessee, Nov 06, 2022 1 at Denver, Dec 11, 2022 1 at San Francisco, Oct 23, 2022

SINGLE-GAME HIGHS - POSTSEASON: DEFENSIVE

<b>Total Tackles</b>	4 vs. Cincinnati, Jan 29, 2023 1 vs. Jacksonville, Jan 21, 2023	<b>Passes Defensed</b>	1 vs. Cincinnati, Jan 29, 2023
<b>Solo Tackles</b>	4 vs. Cincinnati, Jan 29, 2023 1 vs. Jacksonville, Jan 21, 2023		

2022 GAME-BY-GAME REGULAR-SEASON STATISTICS (CHIEFS)

DATE	OPPONENT	P/S	TACKLES							INTERCEPTIONS					O. FUMB				ST				MISC		W/L	SCORE			
			TK	S	A	SK	YDS	TFL	YDS	QBH	NO	YDS	LG	TD	PD	FF	FR	TD	YDS	TK	S	A	FF	FR			S	A	
09/11	at Cardinals	P	1	1	0	0.0	0.0	0	0	0	0	0	0	0	0	0	0	0	0	0	0	0	0	0	0	0	W	44-21	
09/15	Chargers	P	1	1	0	0.0	0.0	0	0	0	0	0	0	0	0	0	0	0	0	0	0	0	0	0	0	W	27-24		
09/25	at Colts	P	1	0	1	0.0	0.0	0	0	0	0	0	0	0	0	0	0	0	0	0	0	0	0	0	0	L	17-20		
10/02	at Buccaneers	P	5	2	3	0.0	0.0	0	0	0	1	0	0	0	0	1	0	0	0	0	0	0	0	0	0	W	41-31		
10/10	Raiders	P	2	0	2	0.0	0.0	0	0	0	0	0	0	0	0	0	0	0	0	0	0	0	0	0	0	W	30-29		
10/16	Bills		INACTIVE																						L	20-24			
10/23	at 49ers	P	0	0	0	0.0	0.0	0	0	0	0	0	0	0	0	0	0	0	0	0	0	0	0	0	0	W	44-23		
11/06	Titans	P	1	1	0	0.0	0.0	0	0	0	0	0	0	0	0	0	0	0	0	0	0	0	0	0	0	W	20-17+		
11/13	Jaguars	P	2	2	0	0.0	0.0	0	0	0	0	0	0	0	0	0	0	0	0	0	0	0	0	0	0	W	27-17		
11/20	at Chargers	P	3	3	0	0.0	0.0	0	0	0	0	0	0	0	0	0	0	0	0	0	0	0	0	0	0	W	30-27		
11/27	Rams	S	2	2	0	1.0	5.0	1	5	0	0	0	0	0	0	0	0	0	0	0	0	0	0	0	0	W	26-10		
12/04	at Bengals	P	0	0	0	0.0	0.0	0	0	0	0	0	0	0	0	0	0	0	0	0	0	0	0	0	0	L	24-27		
12/11	at Broncos	P	1	1	0	0.0	0.0	0	0	0	0	0	0	0	0	0	0	0	0	0	1	0	1	0	0	W	34-28		
12/18	at Texans	P	1	1	0	0.0	0.0	0	0	0	0	0	0	0	0	0	0	0	0	0	0	0	0	0	0	W	30-24+		
12/24	Seahawks	P	4	3	1	0.0	0.0	0	0	0	1	0	0	0	0	0	0	0	0	0	0	0	0	0	0	W	24-10		
01/01	Broncos	P	2	1	1	0.0	0.0	0	0	0	0	0	0	0	0	1	0	0	0	0	0	0	0	0	0	W	27-24		
01/07	at Raiders	P	1	1	0	0.0	0.0	0	0	0	0	0	0	0	0	0	0	0	0	0	0	0	0	0	0	W	31-13		
<b>2022 TOTALS</b>			<b>16-1</b>	<b>27</b>	<b>19</b>	<b>8</b>	<b>1.0</b>	<b>5.0</b>	<b>1</b>	<b>5</b>	<b>2</b>	<b>0</b>	<b>0</b>	<b>0</b>	<b>0</b>	<b>2</b>	<b>0</b>	<b>0</b>	<b>0</b>	<b>0</b>	<b>0</b>	<b>6</b>	<b>3</b>	<b>3</b>	<b>0</b>	<b>0</b>	<b>0</b>	<b>0</b>	<b>14-3</b>

+ - Overtime

2023 GAME-BY-GAME REGULAR-SEASON STATISTICS (CHIEFS)

DATE	OPPONENT	P/S	TACKLES							INTERCEPTIONS					O. FUMB				ST				MISC		W/L	SCORE			
			TK	S	A	SK	YDS	TFL	YDS	QBH	NO	YDS	LG	TD	PD	FF	FR	TD	YDS	TK	S	A	FF	FR			S	A	
09/07	Lions	S	7	4	3	0.0	0.0	0	0	0	0	0	0	0	0	0	0	1	0	0	0	0	0	0	0	0	L	20-21	
09/17	at Jaguars	S	2	1	1	0.0	0.0	0	0	0	0	0	0	0	0	1	0	0	0	0	0	0	0	0	0	0	W	17-9	
09/24	Bears	S	4	3	1	0.0	0.0	0	0	0	0	0	0	0	0	0	0	0	0	0	0	0	0	0	0	W	41-10		
10/01	at Jets	S	2	1	1	0.0	0.0	0	0	0	0	0	0	0	0	0	0	0	0	0	0	0	0	0	0	W	23-20		
10/08	at Vikings	S	3	2	1	0.0	0.0	1	0	0	0	0	0	0	0	0	0	1	0	0	0	0	0	0	0	W	27-20		
10/12	Broncos	S	2	1	1	0.0	0.0	0	0	0	0	0	0	0	0	0	0	0	0	0	0	0	0	0	0	W	19-8		
<b>2023 TOTALS</b>			<b>6-6</b>	<b>20</b>	<b>12</b>	<b>8</b>	<b>0.0</b>	<b>0.0</b>	<b>1</b>	<b>0</b>	<b>0</b>	<b>0</b>	<b>0</b>	<b>0</b>	<b>0</b>	<b>1</b>	<b>0</b>	<b>2</b>	<b>0</b>	<b>0</b>	<b>0</b>	<b>0</b>	<b>0</b>	<b>0</b>	<b>0</b>	<b>0</b>	<b>0</b>	<b>0</b>	<b>5-1</b>

2022 GAME-BY-GAME POSTSEASON STATISTICS (CHIEFS)

DATE	OPPONENT	P/S	TACKLES							INTERCEPTIONS					O. FUMB				ST				MISC		W/L	SCORE		
			TK	S	A	SK	YDS	TFL	YDS	QBH	NO	YDS	LG	TD	PD	FF	FR	TD	YDS	TK	S	A	FF	FR			S	A
01/21	Jaguars	P	1	1	0	0.0	0.0	0	0	0	0	0	0	0	0	0	0	0	0	0	0	0	0	0	0	W	27-20	
01/29	Bengals	P	4	4	0	0.0	0.0	0	0	0	0	0	0	0	0	1	0	0	0	0	0	0	0	0	0	W	23-20	
02/12	at Eagles	P	1	1	0	0.0	0.0	0	0	0	0	0	0	0	0	0	0	0	0	0	0	0	0	0	0	W	38-35	
<b>2022 TOTALS</b>			<b>3-0</b>	<b>6</b>	<b>6</b>	<b>0</b>	<b>0.0</b>	<b>0.0</b>	<b>0</b>	<b>0</b>	<b>0</b>	<b>0</b>	<b>0</b>	<b>0</b>	<b>0</b>	<b>1</b>	<b>0</b>	<b>0</b>	<b>0</b>	<b>0</b>	<b>0</b>	<b>0</b>	<b>0</b>	<b>0</b>	<b>0</b>	<b>0</b>	<b>0</b>	<b>3-0</b>



# MIKE DANNA



**DEFENSIVE END #51**  
**MICHIGAN**

**4TH** YEAR IN THE NFL

**4TH** YEAR WITH THE CHIEFS

**HEIGHT:** 6'2"  
**WEIGHT:** 257 LBS  
**DRAFTED:** D5-20  
**BIRTHDAY:** 12/4/97

Fourth-year defensive end enters his fourth season with the Chiefs in 2023.

Originally entered the NFL as a fifth-round pick (177th overall) by the Kansas City Chiefs in the 2020 NFL Draft.

**Transactions:**

Originally entered the NFL as a fifth-round pick (177th overall) by the Kansas City Chiefs in the 2020 NFL Draft.

### COLLEGE

Spent one season at Michigan (2019) where he appeared in all 13 games with one start along the defensive line making 38 tackles including three for loss with 3.0 sacks and one forced fumble to earn his first varsity letter at U-M ... Was on the watch list for the Hendricks Award ... Spent four seasons at Central Michigan (2015-18) where he appeared in 38 games (16 starts) tallying 151 tackles (92 solo), 28.0 tackles for loss, 15.0 sacks, one pass defended, four forced fumbles and four fumble recoveries ... As a redshirt-junior at Central Michigan earned the Chippewas' Herb Deromedi Most Valuable Player Award, was named to the 2018 Pro Football Focus All-American first-team as a lineman and was named to All-Mid-American Conference first-team defense ... Redshirted as a freshman in 2015.

### PERSONAL

- Attended Warren De La Salle Collegiate High School where he was a two-year starter and varsity letterwinner in football.
- Led his team to the 2014 Division 2 state title.
- School records for tackles for loss (20) and sacks (10.0) in a single season in 2014.
- Also tallied 52 tackles in just nine games as a senior.
- Ranked No. 15 on the Detroit Free Press Fab 50 and the Detroit News Blue Chip list.
- Named to the Detroit Free Press, Detroit News and MLive Dream Teams in 2014.
- Earned All-State special mention from the *Associated Press* in 2014.
- Named to the 2014 Detroit News All-Metro East first-team.
- Selected first-team All-Macomb County by the Macomb Daily in 2014.
- Hometown: Detroit, Mich.

### MIKE DANNA'S NFL REGULAR SEASON DEFENSIVE STATISTICS

DATE	TEAM	GP	GS	TACKLES							INTERCEPTIONS					O. FUMB				ST				MISC						
				TK	S	A	TFL	YDS	SK	YDS	QBH	NO	YDS	LG	TD	PD	FF	FR	TD	YDS	TK	S	A	FF	FR	S	A			
2020	Chiefs	13	1	25	16	9	4	23	2.5	22.5	6	0	0	0	0	0	0	0	0	0	0	0	0	0	0	0	0	0	0	0
2021	Chiefs	17	6	26	11	15	3	14	3.0	14.0	10	0	0	0	0	1	2	0	0	0	0	0	0	0	0	0	0	0	0	0
2022	Chiefs	13	0	27	9	18	3	26	5.0	34.0	10	0	0	0	0	2	0	0	0	0	0	0	0	0	0	0	0	0	0	0
2023	Chiefs	6	6	19	12	7	3	17	3.5	19.0	5	0	0	0	0	2	0	0	0	0	0	0	0	0	0	0	0	0	0	
<b>NFL TOTALS</b>		<b>49</b>	<b>13</b>	<b>97</b>	<b>48</b>	<b>49</b>	<b>13</b>	<b>80</b>	<b>14.0</b>	<b>89.5</b>	<b>31</b>	<b>0</b>	<b>0</b>	<b>0</b>	<b>0</b>	<b>3</b>	<b>4</b>	<b>0</b>	<b>0</b>	<b>0</b>	<b>0</b>	<b>0</b>	<b>0</b>	<b>0</b>	<b>0</b>	<b>0</b>	<b>0</b>	<b>0</b>	<b>0</b>	<b>0</b>

### MIKE DANNA'S NFL POSTSEASON DEFENSIVE STATISTICS

DATE	TEAM	GP	GS	TACKLES							INTERCEPTIONS					O. FUMB				ST				MISC						
				TK	S	A	TFL	YDS	SK	YDS	QBH	NO	YDS	LG	TD	PD	FF	FR	TD	YDS	TK	S	A	FF	FR	S	A			
2020	Chiefs	3	0	4	1	3	0	0	0.0	0.0	0	0	0	0	0	0	0	0	0	0	0	0	0	0	0	0	0	0	0	0
2021	Chiefs	3	0	3	3	0	1	3	1.0	3.0	3	0	0	0	0	0	0	0	0	0	0	0	0	0	0	0	0	0	0	0
2022	Chiefs	3	0	6	4	2	0	0	0.0	0.0	1	0	0	0	0	0	0	0	0	0	0	0	0	0	0	0	0	0	0	0
<b>NFL TOTALS</b>		<b>9</b>	<b>0</b>	<b>13</b>	<b>8</b>	<b>5</b>	<b>1</b>	<b>3</b>	<b>1.0</b>	<b>3.0</b>	<b>4</b>	<b>0</b>	<b>0</b>	<b>0</b>	<b>0</b>	<b>0</b>	<b>0</b>	<b>0</b>	<b>0</b>	<b>0</b>	<b>0</b>	<b>0</b>	<b>0</b>	<b>0</b>	<b>0</b>	<b>0</b>	<b>0</b>	<b>0</b>	<b>0</b>	<b>0</b>



SINGLE-GAME HIGHS: DEFENSIVE

**Total Tackles** 6 vs. Detroit, Sep 07, 2023  
 4 at N.Y. Jets, Oct 01, 2023  
 4 vs. L.A. Rams, Nov 27, 2022  
 4 at L.A. Chargers, Nov 20, 2022  
 ...4 more at 4.

**Solo Tackles** 4 vs. Detroit, Sep 07, 2023  
 4 at Miami, Dec 13, 2020  
 3 vs. Chicago, Sep 24, 2023  
 3 at L.A. Chargers, Nov 20, 2022  
 ...2 more at 3.

**Sacks** 2.0 at Las Vegas, Jan 07, 2023  
 2.0 at L.A. Chargers, Nov 20, 2022  
 2.0 at Philadelphia, Oct 03, 2021  
 1.0 at Minnesota, Oct 08, 2023  
 ...6 more at 1.0.

**Passes Defensed** 1 at N.Y. Jets, Oct 01, 2023  
 1 vs. Detroit, Sep 07, 2023  
 1 at Washington, Oct 17, 2021

**Forced Fumbles** 2 at Las Vegas, Jan 07, 2023  
 1 at Washington, Oct 17, 2021  
 1 vs. L.A. Chargers, Sep 26, 2021

**Tackles For Loss** 3 at Miami, Dec 13, 2020  
 2 at L.A. Chargers, Nov 20, 2022  
 2 at Philadelphia, Oct 03, 2021  
 1 vs. Chicago, Sep 24, 2023  
 1 vs. Detroit, Sep 07, 2023  
 ...3 more at 1.

SINGLE-GAME HIGHS - POSTSEASON: DEFENSIVE

**Total Tackles** 5 vs. Cincinnati, Jan 29, 2023  
 2 vs. Cincinnati, Jan 30, 2022  
 2 vs. Cleveland, Jan 17, 2021  
 1 vs. Pittsburgh, Jan 16, 2022  
 1 at Tampa Bay, Feb 07, 2021  
 ...1 more at 1.

**Solo Tackles** 3 vs. Cincinnati, Jan 29, 2023  
 2 vs. Cincinnati, Jan 30, 2022  
 1 vs. Pittsburgh, Jan 16, 2022  
 1 vs. Cleveland, Jan 17, 2021

**Sacks** 1.0 vs. Pittsburgh, Jan 16, 2022

**Tackles For Loss** 1 vs. Pittsburgh, Jan 16, 2022

2020 GAME-BY-GAME REGULAR-SEASON STATISTICS (CHIEFS)

DATE	OPPONENT	P/S	TACKLES								INTERCEPTIONS					O. FUMB				ST				MISC		W/L	SCORE			
			TK	S	A	SK	YDS	TFL	YDS	QBH	NO	YDS	LG	TD	PD	FF	FR	TD	YDS	TK	S	A	FF	FR	S			A		
09/10	Texans	P	3	3	0	0.0	0.0	0	0	0	0	0	0	0	0	0	0	0	0	0	0	0	0	0	0	0	0	0	W	34-20
09/20	at Chargers	P	3	1	2	1.0	14.0	1	14	1	0	0	0	0	0	0	0	0	0	0	0	0	0	0	0	0	0	W	23-20+	
09/28	at Ravens	P	1	1	0	0.0	0.0	0	0	0	0	0	0	0	0	0	0	0	0	0	0	0	0	0	0	0	W	34-20		
10/05	Patriots	P	0	0	0	0.0	0.0	0	0	0	0	0	0	0	0	0	0	0	0	0	0	0	0	0	0	0	W	26-10		
10/11	Raiders										RESERVE/INJURED																W	32-40		
10/19	at Bills										RESERVE/INJURED																W	26-17		
10/25	at Broncos										RESERVE/INJURED																W	43-16		
11/01	Jets	P	1	0	1	0.0	0.0	0	0	0	0	0	0	0	0	0	0	0	0	0	0	0	0	0	0	0	0	W	35-9	
11/08	Panthers	P	1	1	0	0.0	0.0	0	0	2	0	0	0	0	0	0	0	0	0	0	0	0	0	0	0	0	0	W	33-31	
11/22	at Raiders	P	3	2	1	0.0	0.0	0	0	0	0	0	0	0	0	0	0	0	0	0	0	0	0	0	0	0	W	35-31		
11/29	at Buccaneers	P	3	0	3	0.5	1.5	0	0	1	0	0	0	0	0	0	0	0	0	0	0	0	0	0	0	0	W	27-24		
12/06	Broncos	P	3	1	2	0.0	0.0	0	0	0	0	0	0	0	0	0	0	0	0	0	0	0	0	0	0	0	W	22-16		
12/13	at Dolphins	P	4	4	0	1.0	7.0	3	9	1	0	0	0	0	0	0	0	0	0	0	0	0	0	0	0	0	W	33-27		
12/20	at Saints	P	0	0	0	0.0	0.0	0	0	1	0	0	0	0	0	0	0	0	0	0	0	0	0	0	0	0	W	32-29		
12/27	Falcons	P	1	1	0	0.0	0.0	0	0	0	0	0	0	0	0	0	0	0	0	0	0	0	0	0	0	0	W	17-14		
01/03	Chargers	S	2	2	0	0.0	0.0	0	0	0	0	0	0	0	0	0	0	0	0	0	0	0	0	0	0	0	L	21-38		
<b>2020 TOTALS</b>		<b>13-1</b>	<b>25</b>	<b>16</b>	<b>9</b>	<b>2.5</b>	<b>22.5</b>	<b>4</b>	<b>23</b>	<b>6</b>	<b>0</b>	<b>0</b>	<b>0</b>	<b>0</b>	<b>0</b>	<b>0</b>	<b>0</b>	<b>0</b>	<b>0</b>	<b>0</b>	<b>0</b>	<b>0</b>	<b>0</b>	<b>0</b>	<b>0</b>	<b>0</b>	<b>0</b>	<b>14-2</b>		

+ - Overtime



2021 GAME-BY-GAME REGULAR-SEASON STATISTICS (CHIEFS)

DATE	OPPONENT	P/S	TACKLES							INTERCEPTIONS					O. FUMB				ST				MISC		W/L	SCORE	
			TK	S	A	SK	YDS	TFL	YDS	QBH	NO	YDS	LG	TD	PD	FF	FR	TD	YDS	TK	S	A	FF	FR			S
09/12	Browns	S	3	1	2	0.0	0.0	0	0	1	0	0	0	0	0	0	0	0	0	0	0	0	0	0	0	W	33-29
09/19	at Ravens	P	0	0	0	0.0	0.0	0	0	0	0	0	0	0	0	0	0	0	0	0	0	0	0	0	L	35-36	
09/26	Chargers	S	2	2	0	1.0	6.0	1	6	3	0	0	0	0	0	1	0	0	0	0	0	0	0	0	L	24-30	
10/03	at Eagles	S	4	3	1	2.0	8.0	2	8	2	0	0	0	0	0	0	0	0	0	0	0	0	0	0	W	42-30	
10/10	Bills	S	4	1	3	0.0	0.0	0	0	1	0	0	0	0	0	0	0	0	0	0	0	0	0	0	L	20-38	
10/17	at Football Team	S	2	1	1	0.0	0.0	0	0	0	0	0	0	0	1	1	0	0	0	0	0	0	0	0	W	31-13	
10/24	at Titans	P	1	0	1	0.0	0.0	0	0	0	0	0	0	0	0	0	0	0	0	0	0	0	0	0	L	3-27	
11/01	Giants	P	0	0	0	0.0	0.0	0	0	0	0	0	0	0	0	0	0	0	0	0	0	0	0	0	W	20-17	
11/07	Packers	S	2	1	1	0.0	0.0	0	0	0	0	0	0	0	0	0	0	0	0	0	0	0	0	0	W	13-7	
11/14	at Raiders	P	2	1	1	0.0	0.0	0	0	0	0	0	0	0	0	0	0	0	0	0	0	0	0	0	W	41-14	
11/21	Cowboys	P	0	0	0	0.0	0.0	0	0	0	0	0	0	0	0	0	0	0	0	0	0	0	0	0	W	19-9	
12/05	Broncos	P	2	0	2	0.0	0.0	0	0	1	0	0	0	0	0	0	0	0	0	0	0	0	0	0	W	22-9	
12/12	Raiders	P	1	1	0	0.0	0.0	0	0	1	0	0	0	0	0	0	0	0	0	0	0	0	0	0	W	48-9	
12/16	at Chargers	P	1	0	1	0.0	0.0	0	0	0	0	0	0	0	0	0	0	0	0	0	0	0	0	0	W	34-28+	
12/26	Steelers	P	1	0	1	0.0	0.0	0	0	0	0	0	0	0	0	0	0	0	0	0	0	0	0	0	W	36-10	
01/02	at Bengals	P	0	0	0	0.0	0.0	0	0	1	0	0	0	0	0	0	0	0	0	0	0	0	0	0	L	31-34	
01/08	at Broncos	P	1	0	1	0.0	0.0	0	0	0	0	0	0	0	0	0	0	0	0	0	0	0	0	0	W	28-24	
<b>2021 TOTALS</b>			<b>17-6</b>	<b>26</b>	<b>11</b>	<b>15</b>	<b>3.0</b>	<b>14.0</b>	<b>3</b>	<b>14</b>	<b>10</b>	<b>0</b>	<b>0</b>	<b>0</b>	<b>0</b>	<b>1</b>	<b>2</b>	<b>0</b>	<b>0</b>	<b>0</b>	<b>0</b>	<b>0</b>	<b>0</b>	<b>0</b>	<b>12-5</b>		

+ - Overtime

2022 GAME-BY-GAME REGULAR-SEASON STATISTICS (CHIEFS)

DATE	OPPONENT	P/S	TACKLES							INTERCEPTIONS					O. FUMB				ST				MISC		W/L	SCORE
			TK	S	A	SK	YDS	TFL	YDS	QBH	NO	YDS	LG	TD	PD	FF	FR	TD	YDS	TK	S	A	FF	FR		
09/11	at Cardinals	P	2	0	2	0.0	0.0	0	0	0	0	0	0	0	0	0	0	0	0	0	0	0	0	0	W	44-21
09/15	Chargers	P	0	0	0	0.0	0.0	0	0	1	0	0	0	0	0	0	0	0	0	0	0	0	0	0	W	27-24
09/25	at Colts																								L	17-20
10/02	at Buccaneers																								W	41-31
10/10	Raiders																								W	30-29
10/16	Bills	P	0	0	0	0.0	0.0	0	0	0	0	0	0	0	0	0	0	0	0	0	0	0	0	0	L	20-24
10/23	at 49ers																								W	44-23
11/06	Titans	P	4	0	4	0.0	0.0	0	0	0	0	0	0	0	0	0	0	0	0	0	0	0	0	0	W	20-17+
11/13	Jaguars	P	3	1	2	0.0	0.0	0	0	0	0	0	0	0	0	0	0	0	0	0	0	0	0	0	W	27-17
11/20	at Chargers	P	4	3	1	2.0	17.0	2	17	2	0	0	0	0	0	0	0	0	0	0	0	0	0	0	W	30-27
11/27	Rams	P	4	1	3	0.0	0.0	0	0	2	0	0	0	0	0	0	0	0	0	0	0	0	0	0	W	26-10
12/04	at Bengals	P	0	0	0	0.0	0.0	0	0	0	0	0	0	0	0	0	0	0	0	0	0	0	0	0	L	24-27
12/11	at Broncos	P	3	1	2	1.0	9.0	1	9	1	0	0	0	0	0	0	0	0	0	0	0	0	0	0	W	34-28
12/18	at Texans	P	1	0	1	0.0	0.0	0	0	1	0	0	0	0	0	0	0	0	0	0	0	0	0	0	W	30-24+
12/24	Seahawks	P	3	1	2	0.0	0.0	0	0	0	0	0	0	0	0	0	0	0	0	0	0	0	0	0	W	24-10
01/01	Broncos	P	0	0	0	0.0	0.0	0	0	1	0	0	0	0	0	0	0	0	0	0	0	0	0	0	W	27-24
01/07	at Raiders	P	3	2	1	2.0	8.0	0	0	2	0	0	0	0	0	2	0	0	0	0	0	0	0	0	W	31-13
<b>2022 TOTALS</b>			<b>13-0</b>	<b>27</b>	<b>9</b>	<b>18</b>	<b>5.0</b>	<b>34.0</b>	<b>3</b>	<b>26</b>	<b>10</b>	<b>0</b>	<b>0</b>	<b>0</b>	<b>0</b>	<b>0</b>	<b>2</b>	<b>0</b>	<b>0</b>	<b>0</b>	<b>0</b>	<b>0</b>	<b>0</b>	<b>0</b>	<b>14-3</b>	

+ - Overtime

2023 GAME-BY-GAME REGULAR-SEASON STATISTICS (CHIEFS)

DATE	OPPONENT	P/S	TACKLES							INTERCEPTIONS					O. FUMB				ST				MISC		W/L	SCORE
			TK	S	A	SK	YDS	TFL	YDS	QBH	NO	YDS	LG	TD	PD	FF	FR	TD	YDS	TK	S	A	FF	FR		
09/07	Lions	S	6	4	2	1.0	3.0	1	3	1	0	0	0	0	1	0	0	0	0	0	0	0	0	0	L	20-21
09/17	at Jaguars	S	2	0	2	0.5	2.0	0	0	1	0	0	0	0	0	0	0	0	0	0	0	0	0	0	W	17-9
09/24	Bears	S	3	3	0	1.0	4.0	1	4	1	0	0	0	0	0	0	0	0	0	0	0	0	0	0	W	41-10
10/01	at Jets	S	4	2	2	0.0	0.0	0	0	0	0	0	0	0	1	0	0	0	0	0	0	0	0	0	W	23-20
10/08	at Vikings	S	3	2	1	1.0	10.0	1	10	2	0	0	0	0	0	0	0	0	0	0	0	0	0	0	W	27-20
10/12	Broncos	S	1	1	0	0.0	0.0	0	0	0	0	0	0	0	0	0	0	0	0	0	0	0	0	0	W	19-8
<b>2023 TOTALS</b>			<b>6-6</b>	<b>19</b>	<b>12</b>	<b>7</b>	<b>3.5</b>	<b>19.0</b>	<b>3</b>	<b>17</b>	<b>5</b>	<b>0</b>	<b>0</b>	<b>0</b>	<b>0</b>	<b>2</b>	<b>0</b>	<b>0</b>	<b>0</b>	<b>0</b>	<b>0</b>	<b>0</b>	<b>0</b>	<b>0</b>	<b>5-1</b>	

2020 GAME-BY-GAME POSTSEASON STATISTICS (CHIEFS)

DATE	OPPONENT	P/S	TACKLES							INTERCEPTIONS					O. FUMB				ST				MISC		W/L	SCORE
			TK	S	A	SK	YDS	TFL	YDS	QBH	NO	YDS	LG	TD	PD	FF	FR	TD	YDS	TK	S	A	FF	FR		
01/17	Browns	P	2	1	1	0.0	0.0	0	0	0	0	0	0	0	0	0	0	0	0	0	0	0	0	0	W	22-17
01/24	Bills	P	1	0	1	0.0	0.0	0	0	0	0	0	0	0	0	0	0	0	0	0	0	0	0	0	W	38-24
02/07	at Buccaneers	P	1	0	1	0.0	0.0	0	0	0	0	0	0	0	0	0	0	0	0	0	0	0	0	0	L	9-31
<b>2020 TOTALS</b>			<b>3-0</b>	<b>4</b>	<b>1</b>	<b>3</b>	<b>0.0</b>	<b>0.0</b>	<b>0</b>	<b>0</b>	<b>0</b>	<b>0</b>	<b>0</b>	<b>0</b>	<b>0</b>	<b>0</b>	<b>0</b>	<b>0</b>	<b>0</b>	<b>0</b>	<b>0</b>	<b>0</b>	<b>0</b>	<b>0</b>	<b>2-1</b>	

2021 GAME-BY-GAME POSTSEASON STATISTICS (CHIEFS)

DATE	OPPONENT	P/S	TACKLES							INTERCEPTIONS					O. FUMB				ST				MISC		W/L	SCORE
			TK	S	A	SK	YDS	TFL	YDS	QBH	NO	YDS	LG	TD	PD	FF	FR	TD	YDS	TK	S	A	FF	FR		
01/16	Steelers	P	1	1	0	1.0	3.0	1	3	2	0	0	0	0	0	0	0	0	0	0	0	0	0	0	W	42-21
01/23	Bills	P	0	0	0	0.0	0.0	0	0	0	0	0	0	0	0	0	0	0	0	0	0	0	0	0	W	42-36+
01/30	Bengals	P	2	2	0	0.0	0.0	0	0	1	0	0	0	0	0	0	0	0	0	0	0	0	0	0	L	24-27+
<b>2021 TOTALS</b>			<b>3-0</b>	<b>3</b>	<b>3</b>	<b>0</b>	<b>1.0</b>	<b>3.0</b>	<b>1</b>	<b>3</b>	<b>3</b>	<b>0</b>	<b>0</b>	<b>0</b>	<b>0</b>	<b>0</b>	<b>0</b>	<b>0</b>	<b>0</b>	<b>0</b>	<b>0</b>	<b>0</b>	<b>0</b>	<b>0</b>	<b>2-1</b>	

+ - Overtime



2022 GAME-BY-GAME POSTSEASON STATISTICS (CHIEFS)

DATE	OPPONENT	P/S	TACKLES							INTERCEPTIONS					O. FUMB				ST				MISC		SCORE				
			TK	S	A	SK	YDS	TFL	YDS	QBH	NO	YDS	LG	TD	PD	FF	FR	TD	YDS	TK	S	A	FF	FR		S	A	W/L	
01/21	Jaguars	P	0	0	0	0.0	0.0	0	0	1	0	0	0	0	0	0	0	0	0	0	0	0	0	0	0	0	0	W	27-20
01/29	Bengals	P	5	3	2	0.0	0.0	0	0	0	0	0	0	0	0	0	0	0	0	0	0	0	0	0	0	0	W	23-20	
02/12	at Eagles	P	1	1	0	0.0	0.0	0	0	0	0	0	0	0	0	0	0	0	0	0	0	0	0	0	0	W	38-35		
<b>2022 TOTALS</b>		<b>3-0</b>	<b>6</b>	<b>4</b>	<b>2</b>	<b>0.0</b>	<b>0.0</b>	<b>0</b>	<b>0</b>	<b>1</b>	<b>0</b>	<b>0</b>	<b>0</b>	<b>0</b>	<b>0</b>	<b>0</b>	<b>0</b>	<b>0</b>	<b>0</b>	<b>0</b>	<b>0</b>	<b>0</b>	<b>0</b>	<b>0</b>	<b>0</b>	<b>0</b>	<b>3-0</b>		





# MATT DICKERSON

**DEFENSIVE TACKLE #93**

**UCLA**



**3<sup>RD</sup>** YEAR IN THE NFL

**1<sup>ST</sup>** YEAR WITH THE CHIEFS

**HEIGHT:** 6'5"  
**WEIGHT:** 298 LBS  
**DRAFTED:** FA-23  
**BIRTHDAY:** 11/9/95

Third-year defensive tackle enters his first season with the Chiefs in 2023.

Originally entered the NFL as an undrafted free agent with the Tennessee Titans in 2018.

**Transactions:**

Signed to Kansas City's active roster (9/27/23) ... Signed to Kansas City's practice squad (8/30/23) ... Released By Kansas City (8/30/23) ...Signed with Kansas City (5/10/23) ... Signed with Atlanta (8/31/22) ... Released by Kansas City (8/30/22) ... Signed

with Kansas City (8/8/22) ... Released by the Cardinals (7/29/22) ... Signed by the Cardinals (1/19/22) ... Released by the Cardinals (1/11/22) ... Signed to the Cardinals' practice squad (12/27/21) ... Released by the Cardinals (11/15/21) ... Signed to the Cardinals' practice squad (11/2/21) ... Released by the Raiders (8/31/21) ... Signed by the Raiders (3/22/21) ... Signed by the Titans (10/29/19) ... Released by the Titans (10/26/19) ... Signed by the Titans (10/22/19) ... Released by the Titans (10/19/19) ... Originally entered the NFL as an undrafted free agent with the Tennessee Titans in 2018 (5/11/18).

**COLLEGE**

Played four seasons at UCLA (2014-17) ... Recorded 97 tackles (48 solo), 7.0 tackles for loss of 12 yards, 1.5 sacks for five yards and four passes defended ... Was selected second-team Academic All-Conference his sophomore year in 2015.

**PERSONAL**

- Born in San Francisco.
- Parents: Clarence and Pamela Dickerson.
- Dad played college football at Henderson State (Ark.).
- Has a twin sister, Megan.
- Played football for the first time as a high school freshman.
- Lists former NFL standout running back Walter Payton as the athlete he admires the most.
- Hobbies include fishing, golf and hanging out with family and friends.
- Named to the Athletic Director's Academic Honor Roll in Fall 2014, Spring 2015.
- Majored in political science while at UCLA.

**MATT DICKERSON'S NFL REGULAR SEASON DEFENSIVE STATISTICS**

DATE	TEAM	GP	GS	TACKLES							INTERCEPTIONS					O. FUMB				ST				MISC						
				TK	S	A	TFL	YDS	SK	YDS	QBH	NO	YDS	LG	TD	PD	FF	FR	TD	YDS	TK	S	A	FF	FR	S	A			
2018	Titans	3	0	3	2	1	0	0	0.0	0.0	0	0	0	0	0	0	0	0	0	0	0	0	0	0	0	0	0	0	0	0
2019	Titans	5	0	2	1	1	1	0	0.0	0.0	1	0	0	0	0	0	0	0	0	0	0	0	0	0	0	0	0	0	0	0
2020	Titans	10	0	10	4	6	0	0	0.0	0.0	1	0	0	0	0	0	0	0	0	0	0	0	0	0	0	0	0	0	0	0
2021	Cardinals	0	0	0	0	0	0	0	0.0	0.0	0	0	0	0	0	0	0	0	0	0	0	0	0	0	0	0	0	0	0	0
2022	Falcons	5	3	12	3	9	1	0	0.0	0.0	1	0	0	0	0	0	0	0	0	0	0	0	0	0	0	0	0	0	0	0
2023	Chiefs	4	0	4	1	3	0	0	0.0	0.0	0	0	0	0	0	0	0	0	0	0	0	0	0	0	0	0	0	0	0	0
<b>NFL TOTALS</b>		<b>27</b>	<b>3</b>	<b>31</b>	<b>11</b>	<b>20</b>	<b>2</b>	<b>0</b>	<b>0.0</b>	<b>0.0</b>	<b>3</b>	<b>0</b>	<b>0</b>	<b>0</b>	<b>0</b>	<b>0</b>	<b>0</b>	<b>0</b>	<b>0</b>	<b>0</b>	<b>0</b>	<b>0</b>	<b>0</b>	<b>0</b>	<b>0</b>	<b>0</b>	<b>0</b>	<b>0</b>	<b>0</b>	<b>0</b>

**MATT DICKERSON'S NFL POSTSEASON DEFENSIVE STATISTICS**

DATE	TEAM	GP	GS	TACKLES							INTERCEPTIONS					O. FUMB				ST				MISC						
				TK	S	A	TFL	YDS	SK	YDS	QBH	NO	YDS	LG	TD	PD	FF	FR	TD	YDS	TK	S	A	FF	FR	S	A			
2019	Titans	3	0	0	0	0	0	0	0.0	0.0	0	0	0	0	0	0	0	0	0	0	0	0	0	0	0	0	0	0	0	0
2020	Titans	1	1	1	1	0	1	1	1.0	1.0	1	0	0	0	0	0	0	0	0	0	0	0	0	0	0	0	0	0	0	0
2021	Cardinals	0	0	0	0	0	0	0	0.0	0.0	0	0	0	0	0	0	0	0	0	0	0	0	0	0	0	0	0	0	0	0
<b>NFL TOTALS</b>		<b>4</b>	<b>1</b>	<b>1</b>	<b>1</b>	<b>0</b>	<b>1</b>	<b>1</b>	<b>1.0</b>	<b>1.0</b>	<b>1</b>	<b>0</b>	<b>0</b>	<b>0</b>	<b>0</b>	<b>0</b>	<b>0</b>	<b>0</b>	<b>0</b>	<b>0</b>	<b>0</b>	<b>0</b>	<b>0</b>	<b>0</b>	<b>0</b>	<b>0</b>	<b>0</b>	<b>0</b>	<b>0</b>	<b>0</b>



SINGLE-GAME HIGHS: DEFENSIVE

**Total Tackles** 4 vs. Tampa Bay, Jan 08, 2023  
 3 vs. Detroit, Sep 07, 2023  
 3 vs. San Francisco, Oct 16, 2022  
 3 at Jacksonville, Dec 13, 2020  
 2 vs. Pittsburgh, Dec 04, 2022  
 ...4 more at 2.

**Tackles For Loss** 1 at Tampa Bay, Oct 09, 2022  
 1 vs. New Orleans, Dec 22, 2019

**Solo Tackles** 3 at Jacksonville, Dec 13, 2020  
 2 vs. San Francisco, Oct 16, 2022  
 2 vs. Indianapolis, Dec 30, 2018  
 1 vs. Detroit, Sep 07, 2023  
 1 at Tampa Bay, Oct 09, 2022  
 ...2 more at 1.

SINGLE-GAME HIGHS - POSTSEASON: DEFENSIVE

**Total Tackles** 1 vs. Baltimore, Jan 10, 2021  
**Solo Tackles** 1 vs. Baltimore, Jan 10, 2021

**Sacks** 1.0 vs. Baltimore, Jan 10, 2021  
**Tackles For Loss** 1 vs. Baltimore, Jan 10, 2021

2018 GAME-BY-GAME REGULAR-SEASON STATISTICS (TITANS)

DATE	OPPONENT	P/S	TACKLES							INTERCEPTIONS					O. FUMB				ST				MISC		W/L	SCORE		
			TK	S	A	SK	YDS	TFL	YDS	QBH	NO	YDS	LG	TD	PD	FF	FR	TD	YDS	TK	S	A	FF	FR			S	A
09/09	at Dolphins		DID NOT PLAY																							L	20-27	
09/16	Texans		INACTIVE																							W	20-17	
09/23	at Jaguars	P	0	0	0	0.0	0.0	0	0	0	0	0	0	0	0	0	0	0	0	0	0	0	0	0	0	0	W	9-6
09/30	Eagles		INACTIVE																							W	26-23+	
10/07	at Bills		INACTIVE																							L	12-13	
10/14	Ravens	P	1	0	1	0.0	0.0	0	0	0	0	0	0	0	0	0	0	0	0	0	0	0	0	0	0	0	L	0-21
10/21	at Chargers		INACTIVE																							L	19-20	
11/05	at Cowboys		INACTIVE																							W	28-14	
11/11	Patriots		INACTIVE																							W	34-10	
11/18	at Colts		INACTIVE																							L	10-38	
11/26	at Texans		INACTIVE																							L	17-34	
12/02	Jets		INACTIVE																							W	26-22	
12/06	Jaguars		INACTIVE																							W	30-9	
12/16	at Giants		INACTIVE																							W	17-0	
12/22	Redskins		INACTIVE																							W	25-16	
12/30	Colts	P	2	2	0	0.0	0.0	0	0	0	0	0	0	0	0	0	0	0	0	0	0	0	0	0	0	0	L	17-33
<b>2018 TOTALS</b>			<b>3-0</b>	<b>3</b>	<b>2</b>	<b>1</b>	<b>0.0</b>	<b>0.0</b>	<b>0</b>	<b>0</b>	<b>0</b>	<b>0</b>	<b>0</b>	<b>0</b>	<b>0</b>	<b>0</b>	<b>0</b>	<b>0</b>	<b>0</b>	<b>0</b>	<b>0</b>	<b>0</b>	<b>0</b>	<b>0</b>	<b>0</b>	<b>0</b>	<b>9-7</b>	

+ - Overtime

2019 GAME-BY-GAME REGULAR-SEASON STATISTICS (TITANS)

DATE	OPPONENT	P/S	TACKLES							INTERCEPTIONS					O. FUMB				ST				MISC		W/L	SCORE		
			TK	S	A	SK	YDS	TFL	YDS	QBH	NO	YDS	LG	TD	PD	FF	FR	TD	YDS	TK	S	A	FF	FR			S	A
09/08	at Browns		INACTIVE																							W	43-13	
09/15	Colts	P	0	0	0	0.0	0.0	0	0	1	0	0	0	0	0	0	0	0	0	0	0	0	0	0	0	0	L	17-19
09/19	at Jaguars		INACTIVE																							L	7-20	
09/29	at Falcons		INACTIVE																							W	24-10	
10/06	Bills	P	1	0	1	0.0	0.0	0	0	0	0	0	0	0	0	0	0	0	0	0	0	0	0	0	0	0	L	7-14
10/13	at Broncos		INACTIVE																							L	0-16	
10/20	Chargers		NOT ON ROSTER																							W	23-20	
10/27	Buccaneers		NOT ON ROSTER																							W	27-23	
11/03	at Panthers	P	0	0	0	0.0	0.0	0	0	0	0	0	0	0	0	0	0	0	0	0	0	0	0	0	0	0	L	20-30
11/10	Chiefs	P	0	0	0	0.0	0.0	0	0	0	0	0	0	0	0	0	0	0	0	0	0	0	0	0	0	0	W	35-32
11/24	Jaguars		INACTIVE																							W	42-20	
12/01	at Colts		INACTIVE																							W	31-17	
12/08	at Raiders		INACTIVE																							W	42-21	
12/15	Texans		INACTIVE																							L	21-24	
12/22	Saints	P	1	1	0	0.0	0.0	1	0	0	0	0	0	0	0	0	0	0	0	0	0	0	0	0	0	0	L	28-38
12/29	at Texans		INACTIVE																							W	35-14	
<b>2019 TOTALS</b>			<b>5-0</b>	<b>2</b>	<b>1</b>	<b>1</b>	<b>0.0</b>	<b>0.0</b>	<b>1</b>	<b>0</b>	<b>1</b>	<b>0</b>	<b>0</b>	<b>0</b>	<b>0</b>	<b>0</b>	<b>0</b>	<b>0</b>	<b>0</b>	<b>0</b>	<b>0</b>	<b>0</b>	<b>0</b>	<b>0</b>	<b>0</b>	<b>0</b>	<b>9-7</b>	





2020 GAME-BY-GAME REGULAR-SEASON STATISTICS (TITANS)

DATE	OPPONENT	P/S	TACKLES							INTERCEPTIONS					O. FUMB				ST				MISC		W/L	SCORE	
			TK	S	A	SK	YDS	TFL	YDS	QBH	NO	YDS	LG	TD	PD	FF	FR	TD	YDS	TK	S	A	FF	FR			S
09/14	at Broncos	P	0	0	0	0.0	0.0	0	0	0	0	0	0	0	0	0	0	0	0	0	0	0	0	0	0	W	16-14
09/20	Jaguars	P	0	0	0	0.0	0.0	0	0	0	0	0	0	0	0	0	0	0	0	0	0	0	0	0	0	W	33-30
09/27	at Vikings																								W	31-30	
10/13	Bills	P	2	0	2	0.0	0.0	0	0	0	0	0	0	0	0	0	0	0	0	0	0	0	0	0	0	W	42-16
10/18	Texans																								W	42-36+	
10/25	Steelers																								L	24-27	
11/01	at Bengals																								L	20-31	
11/08	Bears																								W	24-17	
11/12	Colts																								L	17-34	
11/22	at Ravens	P	2	1	1	0.0	0.0	0	0	0	0	0	0	0	0	0	0	0	0	0	0	0	0	0	0	W	30-24+
11/29	at Colts	P	1	0	1	0.0	0.0	0	0	1	0	0	0	0	0	0	0	0	0	0	0	0	0	0	0	W	45-26
12/06	Browns	P	1	0	1	0.0	0.0	0	0	0	0	0	0	0	0	0	0	0	0	0	0	0	0	0	0	L	35-41
12/13	at Jaguars	P	3	3	0	0.0	0.0	0	0	0	0	0	0	0	0	0	0	0	0	0	0	0	0	0	0	W	31-10
12/20	Lions	P	0	0	0	0.0	0.0	0	0	0	0	0	0	0	0	0	0	0	0	0	0	0	0	0	0	W	46-25
12/27	at Packers	P	1	0	1	0.0	0.0	0	0	0	0	0	0	0	0	0	0	0	0	0	0	0	0	0	0	L	14-40
01/03	at Texans	P	0	0	0	0.0	0.0	0	0	0	0	0	0	0	0	0	0	0	0	0	0	0	0	0	0	W	41-38
<b>2020 TOTALS</b>		<b>10-0</b>	<b>10</b>	<b>4</b>	<b>6</b>	<b>0.0</b>	<b>0.0</b>	<b>0</b>	<b>0</b>	<b>1</b>	<b>0</b>	<b>0</b>	<b>0</b>	<b>0</b>	<b>0</b>	<b>0</b>	<b>0</b>	<b>0</b>	<b>0</b>	<b>0</b>	<b>0</b>	<b>0</b>	<b>0</b>	<b>0</b>	<b>0</b>	<b>11-5</b>	

+ - Overtime

2021 GAME-BY-GAME REGULAR-SEASON STATISTICS (CARDINALS)

DATE	OPPONENT	P/S	TACKLES							INTERCEPTIONS					O. FUMB				ST				MISC		W/L	SCORE	
			TK	S	A	SK	YDS	TFL	YDS	QBH	NO	YDS	LG	TD	PD	FF	FR	TD	YDS	TK	S	A	FF	FR			S
09/12	at Titans																									W	38-13
09/19	Vikings																									W	34-33
09/26	at Jaguars																									W	31-19
10/03	at Rams																									W	37-20
10/10	49ers																									W	17-10
10/17	at Browns																									W	37-14
10/24	Texans																									W	31-5
10/28	Packers																									L	21-24
11/07	at 49ers																									W	31-17
11/14	Panthers																									L	10-34
11/21	at Seahawks																									W	23-13
12/05	at Bears																									W	33-22
12/13	Rams																									L	23-30
12/19	at Lions																									L	12-30
12/25	Colts																									L	16-22
01/02	at Cowboys																									W	25-22
01/09	Seahawks																									L	30-38
<b>2021 TOTALS</b>			<b>0</b>	<b>0</b>	<b>0</b>	<b>0.0</b>	<b>0.0</b>	<b>0</b>	<b>0</b>	<b>0</b>	<b>0</b>	<b>0</b>	<b>0</b>	<b>0</b>	<b>0</b>	<b>0</b>	<b>0</b>	<b>0</b>	<b>0</b>	<b>0</b>	<b>0</b>	<b>0</b>	<b>0</b>	<b>0</b>	<b>0</b>	<b>11-6</b>	

2022 GAME-BY-GAME REGULAR-SEASON STATISTICS (FALCONS)

DATE	OPPONENT	P/S	TACKLES							INTERCEPTIONS					O. FUMB				ST				MISC		W/L	SCORE	
			TK	S	A	SK	YDS	TFL	YDS	QBH	NO	YDS	LG	TD	PD	FF	FR	TD	YDS	TK	S	A	FF	FR			S
09/11	Saints																									L	26-27
09/18	at Rams																									L	27-31
09/25	at Seahawks																									W	27-23
10/02	Browns																									W	23-20
10/09	at Buccaneers																									L	15-21
10/16	49ers																									W	28-14
10/23	at Bengals																									L	17-35
10/30	Panthers																									W	37-34+
11/06	Chargers																									L	17-20
11/10	at Panthers																									L	15-25
11/20	Bears																									W	27-24
11/27	at Commanders	S	0	0	0	0.0	0.0	0	0	0	0	0	0	0	0	0	0	0	0	0	0	0	0	0	0	L	13-19
12/04	Steelers	S	2	0	2	0.0	0.0	0	0	0	0	0	0	0	0	0	0	0	0	0	0	0	0	0	0	L	16-19
12/18	at Saints																									L	18-21
12/24	at Ravens																									L	9-17
01/01	Cardinals	S	0	0	0	0.0	0.0	0	0	0	0	0	0	0	0	0	0	0	0	0	0	0	0	0	0	W	20-19
01/08	Buccaneers	P	4	0	4	0.0	0.0	0	0	1	0	0	0	0	0	0	0	0	0	0	0	0	0	0	0	W	30-17
<b>2022 TOTALS</b>		<b>4-3</b>	<b>6</b>	<b>0</b>	<b>6</b>	<b>0.0</b>	<b>0.0</b>	<b>0</b>	<b>0</b>	<b>1</b>	<b>0</b>	<b>0</b>	<b>0</b>	<b>0</b>	<b>0</b>	<b>0</b>	<b>0</b>	<b>0</b>	<b>0</b>	<b>0</b>	<b>0</b>	<b>0</b>	<b>0</b>	<b>0</b>	<b>0</b>	<b>7-10</b>	

+ - Overtime



2023 GAME-BY-GAME REGULAR-SEASON STATISTICS (CHIEFS)

DATE	OPPONENT	P/S	TACKLES							INTERCEPTIONS					O. FUMB				ST				MISC		W/L	SCORE	
			TK	S	A	SK	YDS	TFL	YDS	QBH	NO	YDS	LG	TD	PD	FF	FR	TD	YDS	TK	S	A	FF	FR			S
09/07	Lions	P	3	1	2	0.0	0.0	0	0	0	0	0	0	0	0	0	0	0	0	0	0	0	0	0	0	L	20-21
09/17	at Jaguars		PRACTICE SQUAD																				W	17-9			
09/24	Bears		PRACTICE SQUAD																				W	41-10			
10/01	at Jets	P	0	0	0	0.0	0.0	0	0	0	0	0	0	0	0	0	0	0	0	0	0	0	0	0	W	23-20	
10/08	at Vikings		INACTIVE																				W	27-20			
10/12	Broncos	P	0	0	0	0.0	0.0	0	0	0	0	0	0	0	0	0	0	0	0	0	0	0	0	0	W	19-8	
<b>2023 TOTALS</b>		<b>3-0</b>	<b>3</b>	<b>1</b>	<b>2</b>	<b>0.0</b>	<b>0.0</b>	<b>0</b>	<b>0</b>	<b>0</b>	<b>0</b>	<b>0</b>	<b>0</b>	<b>0</b>	<b>0</b>	<b>0</b>	<b>0</b>	<b>0</b>	<b>0</b>	<b>0</b>	<b>0</b>	<b>0</b>	<b>0</b>	<b>0</b>	<b>5-1</b>		

2019 GAME-BY-GAME POSTSEASON STATISTICS (TITANS)

DATE	OPPONENT	P/S	TACKLES							INTERCEPTIONS					O. FUMB				ST				MISC		W/L	SCORE	
			TK	S	A	SK	YDS	TFL	YDS	QBH	NO	YDS	LG	TD	PD	FF	FR	TD	YDS	TK	S	A	FF	FR			S
01/04	at Patriots	P	0	0	0	0.0	0.0	0	0	0	0	0	0	0	0	0	0	0	0	0	0	0	0	0	0	W	20-13
01/11	at Ravens	P	0	0	0	0.0	0.0	0	0	0	0	0	0	0	0	0	0	0	0	0	0	0	0	0	0	W	28-12
01/19	at Chiefs	P	0	0	0	0.0	0.0	0	0	0	0	0	0	0	0	0	0	0	0	0	0	0	0	0	L	24-35	
<b>2019 TOTALS</b>		<b>3-0</b>	<b>0</b>	<b>0</b>	<b>0</b>	<b>0.0</b>	<b>0.0</b>	<b>0</b>	<b>0</b>	<b>0</b>	<b>0</b>	<b>0</b>	<b>0</b>	<b>0</b>	<b>0</b>	<b>0</b>	<b>0</b>	<b>0</b>	<b>0</b>	<b>0</b>	<b>0</b>	<b>0</b>	<b>0</b>	<b>0</b>	<b>2-1</b>		

2020 GAME-BY-GAME POSTSEASON STATISTICS (TITANS)

DATE	OPPONENT	P/S	TACKLES							INTERCEPTIONS					O. FUMB				ST				MISC		W/L	SCORE	
			TK	S	A	SK	YDS	TFL	YDS	QBH	NO	YDS	LG	TD	PD	FF	FR	TD	YDS	TK	S	A	FF	FR			S
01/10	Ravens	S	1	1	0	1.0	1.0	1	1	1	0	0	0	0	0	0	0	0	0	0	0	0	0	0	0	L	13-20
<b>2020 TOTALS</b>		<b>1-1</b>	<b>1</b>	<b>1</b>	<b>0</b>	<b>1.0</b>	<b>1.0</b>	<b>1</b>	<b>1</b>	<b>1</b>	<b>0</b>	<b>0</b>	<b>0</b>	<b>0</b>	<b>0</b>	<b>0</b>	<b>0</b>	<b>0</b>	<b>0</b>	<b>0</b>	<b>0</b>	<b>0</b>	<b>0</b>	<b>0</b>	<b>0-1</b>		

2021 GAME-BY-GAME POSTSEASON STATISTICS (CARDINALS)

DATE	OPPONENT	P/S	TACKLES							INTERCEPTIONS					O. FUMB				ST				MISC		W/L	SCORE
			TK	S	A	SK	YDS	TFL	YDS	QBH	NO	YDS	LG	TD	PD	FF	FR	TD	YDS	TK	S	A	FF	FR		
01/17	at Rams		NOT ON ROSTER																				L	11-34		
<b>2021 TOTALS</b>			<b>0</b>	<b>0</b>	<b>0</b>	<b>0.0</b>	<b>0.0</b>	<b>0</b>	<b>0</b>	<b>0</b>	<b>0</b>	<b>0</b>	<b>0</b>	<b>0</b>	<b>0</b>	<b>0</b>	<b>0</b>	<b>0</b>	<b>0</b>	<b>0</b>	<b>0</b>	<b>0</b>	<b>0</b>	<b>0</b>	<b>0-1</b>	





# MIKE EDWARDS



**SAFETY #21**  
**KENTUCKY**

**5<sup>TH</sup>** YEAR IN THE NFL

**1<sup>ST</sup>** YEAR WITH THE CHIEFS

**HEIGHT:** 5'10"  
**WEIGHT:** 205 LBS  
**DRAFTED:** FA-23  
**BIRTHDAY:** 5/18/96

- 👁️ Fifth-year safety enters his first season with the Chiefs in 2023.
- 👁️ Originally entered the NFL as a third-round pick (99th overall) by the Tampa Bay Buccaneers in the 2019 NFL Draft.

### Transactions:

Signed with Kansas City (3/20/23) ... Originally entered the NFL as a third-round pick (99th overall) by the Tampa Bay Buccaneers in the 2019 NFL Draft.

### COLLEGE

Never missed a game in his four-year career at Kentucky, playing in 51 games with 44 consecutive starts ... Totaled 318 career tackles, just the 19th player in school history with 300 or more tackles ... Finished second in UK history in tackles among defensive backs, behind only Darryl Bishop (348 from 1971-73) ... Recorded 20.5 TFLs, 1.5 sacks, two forced fumbles, 33 passes defended, 10 interceptions and two touchdowns ... Three-time All-SEC member (2016, 2017, 2018) ... Thorpe Award Watch List (2017, 2018) ... Bronko Nagurski Trophy Watch List (2018).

### PERSONAL

- 👁️ His nickname is "The Badger."
- 👁️ Son of Terri and Mike Edwards Jr.
- 👁️ Wears a pink mouthpiece in memory of his aunt, Angie Evans, who passed away from breast cancer in 2013.
- 👁️ Stayed after practice at Kentucky to spend time with the Special Olympics (2015).
- 👁️ Other than playing in the NFL, his dream job is to be a CSI agent.
- 👁️ He chose his college jersey number seven because it's his favorite number and because of John Elway and Tyrann Mathieu.
- 👁️ His life's theme song is "Three Little Birds" by Bob Marley.

### REGULAR SEASON COMPARISON: DEFENSIVE - LOS ANGELES CHARGERS

DATE	OPP	W/L	GP/GS	TACKLES							INT	TFL	PD	QBH	TD	MISC	
				TOT	SOLO	ASST	SACK	YDS.	FF	FR							
10/4/20	TB vs. LAC	W	P	0	0	0	0.0	0.0	0	0	0	0	0	0	0	0	0
<b>TOTALS</b>		<b>1/0</b>	<b>1/0</b>	<b>0</b>	<b>0</b>	<b>0</b>	<b>0.0</b>	<b>0.0</b>	<b>0</b>	<b>0</b>	<b>0</b>	<b>0</b>	<b>0</b>	<b>0</b>	<b>0</b>	<b>0</b>	<b>0</b>

### MIKE EDWARDS' NFL REGULAR SEASON DEFENSIVE STATISTICS

DATE	TEAM	GP	GS	TACKLES							INTERCEPTIONS					O. FUMB				ST				MISC			
				TK	S	A	TFL	YDS	SK	YDS	QBH	NO	YDS	LG	TD	PD	FF	FR	TD	YDS	TK	S	A	FF	FR	S	A
2019	Buccaneers	15	7	45	33	12	3	11	1.0	9.0	1	0	0	0	6	0	1	0	-1	0	0	0	0	1	0	0	
2020	Buccaneers	16	0	9	5	4	0	0	0.0	0.0	0	2	67	37	0	5	0	1	0	31	2	1	1	0	0	0	
2021	Buccaneers	14	4	45	33	12	1	1	0.0	0.0	0	3	46	31t	2	7	1	0	0	0	1	1	0	0	0	0	
2022	Buccaneers	13	12	82	52	30	3	6	1.0	5.0	2	2	68	68t	1	3	0	0	0	0	0	0	0	0	0	0	
2023	Chiefs	6	0	12	9	3	2	10	1.0	10.0	1	1	16	16	0	4	0	0	0	0	0	0	0	0	0	0	
<b>NFL TOTALS</b>		<b>64</b>	<b>23</b>	<b>193</b>	<b>132</b>	<b>61</b>	<b>9</b>	<b>28</b>	<b>3.0</b>	<b>24.0</b>	<b>4</b>	<b>8</b>	<b>197</b>	<b>68T</b>	<b>3</b>	<b>25</b>	<b>1</b>	<b>2</b>	<b>0</b>	<b>30</b>	<b>3</b>	<b>2</b>	<b>1</b>	<b>0</b>	<b>1</b>	<b>0</b>	

### MIKE EDWARDS' NFL POSTSEASON DEFENSIVE STATISTICS

DATE	TEAM	GP	GS	TACKLES							INTERCEPTIONS					O. FUMB				ST				MISC			
				TK	S	A	TFL	YDS	SK	YDS	QBH	NO	YDS	LG	TD	PD	FF	FR	TD	YDS	TK	S	A	FF	FR	S	A
2020	Buccaneers	4	1	12	8	4	0	0	0.0	0.0	0	1	1	1	0	3	0	0	0	0	0	0	0	0	0	0	
2021	Buccaneers	2	1	10	10	0	1	3	0.0	0.0	0	1	0	0	0	1	0	0	0	0	1	0	1	0	0	0	
2022	Buccaneers	1	1	10	6	4	0	0	0.0	0.0	0	0	0	0	0	1	0	0	0	0	0	0	0	0	0	0	
<b>NFL TOTALS</b>		<b>7</b>	<b>3</b>	<b>32</b>	<b>24</b>	<b>8</b>	<b>1</b>	<b>3</b>	<b>0.0</b>	<b>0.0</b>	<b>0</b>	<b>2</b>	<b>1</b>	<b>1</b>	<b>0</b>	<b>5</b>	<b>0</b>	<b>0</b>	<b>0</b>	<b>0</b>	<b>1</b>	<b>0</b>	<b>1</b>	<b>0</b>	<b>0</b>	<b>0</b>	



SINGLE-GAME HIGHS: DEFENSIVE

**Total Tackles** 13 vs. Kansas City, Oct 02, 2022  
 13 vs. Green Bay, Sep 25, 2022  
 11 vs. Baltimore, Oct 27, 2022  
 7 at Arizona, Dec 25, 2022  
 7 at Carolina, Dec 26, 2021

**Solo Tackles** 9 vs. Green Bay, Sep 25, 2022  
 8 vs. Baltimore, Oct 27, 2022  
 6 at Arizona, Dec 25, 2022  
 5 vs. Carolina, Jan 01, 2023  
 5 vs. Kansas City, Oct 02, 2022  
 ...5 more at 5.

**Sacks** 1.0 vs. New Orleans, Nov 17, 2019

**Passes Defensed** 3 vs. Atlanta, Sep 19, 2021  
 2 at Indianapolis, Nov 28, 2021  
 2 at Atlanta, Nov 24, 2019  
 1 vs. Denver, Oct 12, 2023  
 1 at Minnesota, Oct 08, 2023  
 ...16 more at 1.

**Forced Fumbles** 1 at Indianapolis, Nov 28, 2021

**Fumble Recoveries** 1 vs. New Orleans, Nov 08, 2020  
 1 vs. Indianapolis, Dec 08, 2019

**Tackles For Loss** 1 vs. N.Y. Giants, Nov 22, 2021  
 1 at Jacksonville, Dec 01, 2019  
 1 vs. New Orleans, Nov 17, 2019  
 ...1 more at 1.  
 2 vs. Atlanta, Sep 19, 2021  
 1 vs. N.Y. Giants, Nov 22, 2021  
 1 vs. Green Bay, Oct 18, 2020  
 1 at Denver, Sep 27, 2020  
 68 at New Orleans, Sep 18, 2022  
 46 vs. Atlanta, Sep 19, 2021  
 37 vs. Green Bay, Oct 18, 2020  
 30 at Denver, Sep 27, 2020  
 16 vs. Chicago, Sep 24, 2023  
 1 at Indianapolis, Nov 28, 2021  
 1 at N.Y. Giants, Nov 02, 2020  
 1 at Las Vegas, Oct 25, 2020  
 1 vs. Atlanta, Dec 29, 2019  
 31 vs. New Orleans, Nov 08, 2020

**Interceptions**

**Interception Return Yards**

**Special Teams Tackles**

**Special Teams Fumble Recoveries**

**Longest Opp Fumble Return**

SINGLE-GAME HIGHS - POSTSEASON: DEFENSIVE

**Total Tackles** 9 vs. Philadelphia, Jan 16, 2022  
 4 vs. Kansas City, Feb 07, 2021  
 4 at Washington, Jan 09, 2021  
 3 at Green Bay, Jan 24, 2021  
 1 vs. L.A. Rams, Jan 23, 2022  
 ...1 more at 1.

**Solo Tackles** 9 vs. Philadelphia, Jan 16, 2022  
 3 at Washington, Jan 09, 2021  
 2 vs. Kansas City, Feb 07, 2021  
 2 at Green Bay, Jan 24, 2021  
 1 vs. L.A. Rams, Jan 23, 2022  
 ...1 more at 1.

**Passes Defensed** 1 vs. Philadelphia, Jan 16, 2022  
 1 vs. Kansas City, Feb 07, 2021  
 1 at New Orleans, Jan 17, 2021  
 ...1 more at 1.

**Tackles For Loss** 1 vs. Philadelphia, Jan 16, 2022

**Interceptions** 1 vs. Philadelphia, Jan 16, 2022  
 1 at New Orleans, Jan 17, 2021  
 1 at New Orleans, Jan 17, 2021  
 1 vs. L.A. Rams, Jan 23, 2022

**Interception Return Yards**

**Special Teams Tackles**

2019 GAME-BY-GAME REGULAR-SEASON STATISTICS (BUCCANEERS)

DATE	OPPONENT	P/S	TACKLES							INTERCEPTIONS					O. FUMB				ST			MISC		W/L/T	SCORE			
			TK	S	A	SK	YDS	TFL	YDS	QBH	NO	YDS	LG	TD	PD	FF	FR	TD	YDS	TK	S	A	FF			FR	S	A
09/08	49ers	P	0	0	0	0.0	0.0	0	0	0	0	0	0	0	0	0	0	0	0	0	0	0	0	0	0	0	L	17-31
09/12	at Panthers	S	3	2	1	0.0	0.0	0	0	0	0	0	0	0	0	0	0	0	0	0	0	0	0	0	0	0	W	20-14
09/22	Giants	S	6	4	2	0.0	0.0	1	1	0	0	0	0	0	1	0	0	0	0	0	0	0	0	0	0	0	L	31-32
09/29	at Rams	S	6	5	1	0.0	0.0	0	0	0	0	0	0	0	0	0	0	0	0	0	0	0	0	0	0	0	W	55-40
10/06	at Saints	S	5	5	0	0.0	0.0	0	0	0	0	0	0	0	0	0	0	0	0	0	0	0	0	0	0	L	24-31	
10/13	Panthers		DID NOT PLAY																				L	26-37				
10/27	at Titans	P	0	0	0	0.0	0.0	0	0	0	0	0	0	0	0	0	0	0	0	0	0	0	0	0	0	0	L	23-27
11/03	at Seahawks	P	1	1	0	0.0	0.0	0	0	0	0	0	0	0	0	0	0	0	0	0	0	0	0	0	0	0	L	34-40+
11/10	Cardinals	P	0	0	0	0.0	0.0	0	0	0	0	0	0	0	0	0	0	0	0	0	0	0	0	0	0	W	30-27	
11/17	Saints	S	6	5	1	1.0	9.0	1	9	1	0	0	0	0	0	0	0	0	0	0	0	0	0	0	0	L	17-34	
11/24	at Falcons	P	3	2	1	0.0	0.0	0	0	0	0	0	0	0	2	0	0	0	0	0	0	0	0	0	0	W	35-22	
12/01	at Jaguars	P	3	2	1	0.0	0.0	1	1	0	0	0	0	0	0	0	0	0	0	0	0	0	0	0	0	W	28-11	
12/08	Colts	P	3	1	2	0.0	0.0	0	0	0	0	0	0	0	0	1	0	-1	0	0	0	0	0	0	0	W	38-35	
12/15	at Lions	P	1	0	1	0.0	0.0	0	0	0	0	0	0	0	1	0	0	0	0	0	0	0	0	0	0	W	38-17	
12/21	Texans	S	4	3	1	0.0	0.0	0	0	0	0	0	0	0	1	0	0	0	0	0	0	0	0	0	0	L	20-23	
12/29	Falcons	S	4	3	1	0.0	0.0	0	0	0	0	0	0	0	0	0	0	0	0	0	0	1	0	0	0	L	22-28+	
<b>2019 TOTALS</b>			<b>15-7</b>	<b>45</b>	<b>33</b>	<b>12</b>	<b>1.0</b>	<b>9.0</b>	<b>3</b>	<b>11</b>	<b>1</b>	<b>0</b>	<b>0</b>	<b>0</b>	<b>0</b>	<b>6</b>	<b>0</b>	<b>1</b>	<b>0</b>	<b>-1</b>	<b>0</b>	<b>0</b>	<b>0</b>	<b>1</b>	<b>0</b>	<b>0</b>	<b>7-9</b>	

+ - Overtime



2020 GAME-BY-GAME REGULAR-SEASON STATISTICS (BUCCANEERS)

DATE	OPPONENT	P/S	TACKLES							INTERCEPTIONS					O. FUMB				ST				MISC		W/L	SCORE							
			TK	S	A	SK	YDS	TFL	YDS	QBH	NO	YDS	LG	TD	PD	FF	FR	TD	YDS	TK	S	A	FF	FR			S	A					
09/13	at Saints	P	0	0	0	0.0	0.0	0	0	0	0	0	0	0	0	0	0	0	0	0	0	0	0	0	0	L	23-34						
09/20	Panthers	P	0	0	0	0.0	0.0	0	0	0	0	0	0	0	0	0	0	0	0	0	0	0	0	0	0	W	31-17						
09/27	at Broncos	P	4	3	1	0.0	0.0	0	0	0	1	30	30	0	1	0	0	0	0	0	0	0	0	0	0	W	28-10						
10/04	Chargers	P	0	0	0	0.0	0.0	0	0	0	0	0	0	0	0	0	0	0	0	0	0	0	0	0	0	W	38-31						
10/08	at Bears	P	0	0	0	0.0	0.0	0	0	0	0	0	0	0	0	0	0	0	0	0	0	0	0	0	0	L	19-20						
10/18	Packers	P	0	0	0	0.0	0.0	0	0	0	1	37	37	0	1	0	0	0	0	0	0	0	0	0	0	W	38-10						
10/25	at Raiders	P	1	1	0	0.0	0.0	0	0	0	0	0	0	0	1	0	0	0	0	1	1	0	0	0	0	W	45-20						
11/02	at Giants	P	1	1	0	0.0	0.0	0	0	0	0	0	0	0	0	0	0	0	1	0	1	0	0	0	0	W	25-23						
11/08	Saints	P	0	0	0	0.0	0.0	0	0	0	0	0	0	0	1	0	1	0	31	0	0	0	0	0	0	L	3-38						
11/15	at Panthers	P	0	0	0	0.0	0.0	0	0	0	0	0	0	0	1	0	0	0	0	0	0	0	0	0	0	W	46-23						
11/23	Rams	P	1	0	1	0.0	0.0	0	0	0	0	0	0	0	0	0	0	0	0	0	0	0	0	0	0	L	24-27						
11/29	Chiefs	P	0	0	0	0.0	0.0	0	0	0	0	0	0	0	0	0	0	0	0	0	0	0	0	0	0	L	24-27						
12/13	Vikings	P	2	0	2	0.0	0.0	0	0	0	0	0	0	0	0	0	0	0	0	0	0	0	0	0	0	W	26-14						
12/20	at Falcons	P	0	0	0	0.0	0.0	0	0	0	0	0	0	0	0	0	0	0	0	0	0	0	0	0	0	W	31-27						
12/26	at Lions	P	0	0	0	0.0	0.0	0	0	0	0	0	0	0	0	0	0	0	0	0	0	0	0	0	0	W	47-7						
01/03	Falcons	P	0	0	0	0.0	0.0	0	0	0	0	0	0	0	0	0	0	0	0	0	0	0	0	0	0	W	44-27						
<b>2020 TOTALS</b>			<b>16-0</b>	<b>9</b>	<b>5</b>	<b>4</b>	<b>0.0</b>	<b>0.0</b>	<b>0</b>	<b>0</b>	<b>0</b>	<b>2</b>	<b>67</b>	<b>37</b>	<b>0</b>	<b>5</b>	<b>0</b>	<b>1</b>	<b>0</b>	<b>31</b>	<b>2</b>	<b>1</b>	<b>1</b>	<b>0</b>	<b>0</b>	<b>0</b>	<b>0</b>	<b>0</b>	<b>0</b>	<b>0</b>	<b>0</b>	<b>0</b>	<b>11-5</b>

2021 GAME-BY-GAME REGULAR-SEASON STATISTICS (BUCCANEERS)

DATE	OPPONENT	P/S	TACKLES							INTERCEPTIONS					O. FUMB				ST				MISC		W/L	SCORE							
			TK	S	A	SK	YDS	TFL	YDS	QBH	NO	YDS	LG	TD	PD	FF	FR	TD	YDS	TK	S	A	FF	FR			S	A					
09/09	Cowboys	P	4	2	2	0.0	0.0	0	0	0	0	0	0	0	0	0	0	0	0	0	0	0	0	0	0	0	W	31-29					
09/19	Falcons	P	4	4	0	0.0	0.0	0	0	0	2	46	31	2	3	0	0	0	0	0	0	0	0	0	0	0	0	W	48-25				
09/26	at Rams	P	3	3	0	0.0	0.0	0	0	0	0	0	0	0	0	0	0	0	0	0	0	0	0	0	0	0	L	24-34					
10/03	at Patriots	P	2	1	1	0.0	0.0	0	0	0	0	0	0	0	0	0	0	0	0	0	0	0	0	0	0	0	W	19-17					
10/10	Dolphins	S	6	5	1	0.0	0.0	0	0	0	0	0	0	0	0	0	0	0	0	0	0	0	0	0	0	0	W	45-17					
10/14	at Eagles	S	4	1	3	0.0	0.0	0	0	0	0	0	0	0	0	0	0	0	0	0	0	0	0	0	0	0	W	28-22					
10/24	Bears	P	0	0	0	0.0	0.0	0	0	0	0	0	0	0	0	0	0	0	0	0	0	0	0	0	0	0	W	38-3					
10/31	at Saints	P	2	2	0	0.0	0.0	0	0	0	0	0	0	0	0	0	0	0	0	0	0	0	0	0	0	0	L	27-36					
11/14	at Football Team	S	5	5	0	0.0	0.0	0	0	0	0	0	0	0	1	0	0	0	0	0	0	0	0	0	0	0	L	19-29					
11/22	Giants	P	2	2	0	0.0	0.0	1	1	0	1	0	0	0	1	0	0	0	0	0	0	0	0	0	0	0	W	30-10					
11/28	at Colts	P	2	1	1	0.0	0.0	0	0	0	0	0	0	0	2	1	0	0	0	1	1	0	0	0	0	0	W	38-31					
12/05	at Falcons																									W	30-17						
12/12	Bills																									W	33-27+						
12/19	Saints																									L	0-9						
12/26	at Panthers	S	7	4	3	0.0	0.0	0	0	0	0	0	0	0	0	0	0	0	0	0	0	0	0	0	0	0	W	32-6					
01/02	at Jets	P	1	0	1	0.0	0.0	0	0	0	0	0	0	0	0	0	0	0	0	0	0	0	0	0	0	0	W	28-24					
01/09	Panthers	P	3	3	0	0.0	0.0	0	0	0	0	0	0	0	0	0	0	0	0	0	0	0	0	0	0	0	W	41-17					
<b>2021 TOTALS</b>			<b>14-4</b>	<b>45</b>	<b>33</b>	<b>12</b>	<b>0.0</b>	<b>0.0</b>	<b>1</b>	<b>1</b>	<b>0</b>	<b>3</b>	<b>46</b>	<b>31T</b>	<b>2</b>	<b>7</b>	<b>1</b>	<b>0</b>	<b>0</b>	<b>0</b>	<b>1</b>	<b>1</b>	<b>0</b>	<b>0</b>	<b>0</b>	<b>0</b>	<b>0</b>	<b>0</b>	<b>0</b>	<b>0</b>	<b>0</b>	<b>0</b>	<b>13-4</b>

+ - Overtime

2022 GAME-BY-GAME REGULAR-SEASON STATISTICS (BUCCANEERS)

DATE	OPPONENT	P/S	TACKLES							INTERCEPTIONS					O. FUMB				ST				MISC		W/L	SCORE							
			TK	S	A	SK	YDS	TFL	YDS	QBH	NO	YDS	LG	TD	PD	FF	FR	TD	YDS	TK	S	A	FF	FR			S	A					
09/11	at Cowboys	S	5	4	1	0.0	0.0	0	0	0	0	0	0	0	1	0	0	0	0	0	0	0	0	0	0	0	W	19-3					
09/18	at Saints	S	3	0	3	0.0	0.0	0	0	0	1	68	68	1	1	0	0	0	0	0	0	0	0	0	0	0	W	20-10					
09/25	Packers	S	13	9	4	0.0	0.0	1	1	0	0	0	0	0	0	0	0	0	0	0	0	0	0	0	0	L	12-14						
10/02	Chiefs	S	13	5	8	1.0	5.0	1	5	1	0	0	0	0	0	0	0	0	0	0	0	0	0	0	0	L	31-41						
10/09	Falcons	S	2	1	1	0.0	0.0	0	0	0	0	0	0	0	0	0	0	0	0	0	0	0	0	0	0	W	21-15						
10/16	at Steelers																									L	18-20						
10/23	at Panthers	S	6	4	2	0.0	0.0	0	0	0	0	0	0	0	0	0	0	0	0	0	0	0	0	0	0	L	3-21						
10/27	Ravens	S	11	8	3	0.0	0.0	0	0	0	0	0	0	0	0	0	0	0	0	0	0	0	0	0	0	L	22-27						
11/06	Rams	S	1	1	0	0.0	0.0	0	0	0	0	0	0	0	0	0	0	0	0	0	0	0	0	0	0	W	16-13						
11/13	Seahawks	S	4	4	0	0.0	0.0	0	0	0	0	0	0	0	0	0	0	0	0	0	0	0	0	0	0	W	21-16						
11/27	at Browns	S	6	2	4	0.0	0.0	0	0	0	1	0	0	0	1	0	0	0	0	0	0	0	0	0	0	L	17-23+						
12/05	Saints																									W	17-16						
12/11	at 49ers																									L	7-35						
12/18	Bengals	P	5	3	2	0.0	0.0	0	0	1	0	0	0	0	0	0	0	0	0	0	0	0	0	0	0	L	23-34						
12/25	at Cardinals	S	7	6	1	0.0	0.0	1	0	0	0	0	0	0	0	0	0	0	0	0	0	0	0	0	0	W	19-16+						
01/01	Panthers	S	6	5	1	0.0	0.0	0	0	0	0	0	0	0	0	0	0	0	0	0	0	0	0	0	0	W	30-24						
01/08	at Falcons																									L	17-30						
<b>2022 TOTALS</b>			<b>13-12</b>	<b>82</b>	<b>52</b>	<b>30</b>	<b>1.0</b>	<b>5.0</b>	<b>3</b>	<b>6</b>	<b>2</b>	<b>2</b>	<b>68</b>	<b>68T</b>	<b>1</b>	<b>3</b>	<b>0</b>	<b>0</b>	<b>0</b>	<b>0</b>	<b>0</b>	<b>0</b>	<b>0</b>	<b>0</b>	<b>0</b>	<b>0</b>	<b>0</b>	<b>0</b>	<b>0</b>	<b>0</b>	<b>0</b>	<b>0</b>	<b>8-9</b>

+ - Overtime



2023 GAME-BY-GAME REGULAR-SEASON STATISTICS (CHIEFS)

DATE	OPPONENT	P/S	TACKLES						INTERCEPTIONS					O. FUMB				ST				MISC		W/L	SCORE		
			TK	S	A	SK	YDS	TFL	YDS	QBH	NO	YDS	LG	TD	PD	FF	FR	TD	YDS	TK	S	A	FF			FR	S
09/07	Lions	P	2	1	1	0.0	0.0	0	0	0	0	0	0	0	0	0	0	0	0	0	0	0	0	0	0	L	20-21
09/17	at Jaguars	P	3	2	1	0.0	0.0	0	0	0	0	0	0	0	0	0	0	0	0	0	0	0	0	0	0	W	17-9
09/24	Bears	P	1	0	1	0.0	0.0	0	0	0	1	16	16	0	1	0	0	0	0	0	0	0	0	0	0	W	41-10
10/01	at Jets	P	4	4	0	1.0	10.0	1	10	1	0	0	0	0	1	0	0	0	0	0	0	0	0	0	0	W	23-20
10/08	at Vikings	P	1	1	0	0.0	0.0	1	0	0	0	0	0	0	1	0	0	0	0	0	0	0	0	0	0	W	27-20
10/12	Broncos	P	1	1	0	0.0	0.0	0	0	0	0	0	0	0	1	0	0	0	0	0	0	0	0	0	0	W	19-8
<b>2023 TOTALS</b>			<b>6-0</b>	<b>12</b>	<b>9</b>	<b>3</b>	<b>1.0</b>	<b>10.0</b>	<b>2</b>	<b>10</b>	<b>1</b>	<b>1</b>	<b>16</b>	<b>16</b>	<b>0</b>	<b>4</b>	<b>0</b>	<b>0</b>	<b>0</b>	<b>0</b>	<b>0</b>	<b>0</b>	<b>0</b>	<b>0</b>	<b>0</b>	<b>5-1</b>	

2020 GAME-BY-GAME POSTSEASON STATISTICS (BUCCANEERS)

DATE	OPPONENT	P/S	TACKLES						INTERCEPTIONS					O. FUMB				ST				MISC		W/L	SCORE		
			TK	S	A	SK	YDS	TFL	YDS	QBH	NO	YDS	LG	TD	PD	FF	FR	TD	YDS	TK	S	A	FF			FR	S
01/09	at Football Team	P	4	3	1	0.0	0.0	0	0	0	0	0	0	0	1	0	0	0	0	0	0	0	0	0	0	W	31-23
01/17	at Saints	P	1	1	0	0.0	0.0	0	0	0	1	1	1	0	1	0	0	0	0	0	0	0	0	0	0	W	30-20
01/24	at Packers	S	3	2	1	0.0	0.0	0	0	0	0	0	0	0	0	0	0	0	0	0	0	0	0	0	0	W	31-26
02/07	Chiefs	P	4	2	2	0.0	0.0	0	0	0	0	0	0	0	1	0	0	0	0	0	0	0	0	0	0	W	31-9
<b>2020 TOTALS</b>			<b>4-1</b>	<b>12</b>	<b>8</b>	<b>4</b>	<b>0.0</b>	<b>0.0</b>	<b>0</b>	<b>0</b>	<b>0</b>	<b>1</b>	<b>1</b>	<b>1</b>	<b>0</b>	<b>3</b>	<b>0</b>	<b>0</b>	<b>0</b>	<b>0</b>	<b>0</b>	<b>0</b>	<b>0</b>	<b>0</b>	<b>0</b>	<b>4-0</b>	

2021 GAME-BY-GAME POSTSEASON STATISTICS (BUCCANEERS)

DATE	OPPONENT	P/S	TACKLES						INTERCEPTIONS					O. FUMB				ST				MISC		W/L	SCORE		
			TK	S	A	SK	YDS	TFL	YDS	QBH	NO	YDS	LG	TD	PD	FF	FR	TD	YDS	TK	S	A	FF			FR	S
01/16	Eagles	S	9	9	0	0.0	0.0	1	3	0	1	0	0	0	1	0	0	0	0	0	0	0	0	0	0	W	31-15
01/23	Rams	P	1	1	0	0.0	0.0	0	0	0	0	0	0	0	0	0	0	0	0	1	0	1	0	0	0	L	27-30
<b>2021 TOTALS</b>			<b>2-1</b>	<b>10</b>	<b>10</b>	<b>0</b>	<b>0.0</b>	<b>0.0</b>	<b>1</b>	<b>3</b>	<b>0</b>	<b>1</b>	<b>0</b>	<b>0</b>	<b>0</b>	<b>1</b>	<b>0</b>	<b>0</b>	<b>0</b>	<b>1</b>	<b>0</b>	<b>1</b>	<b>0</b>	<b>0</b>	<b>0</b>	<b>1-1</b>	

2022 GAME-BY-GAME POSTSEASON STATISTICS (BUCCANEERS)

DATE	OPPONENT	P/S	TACKLES						INTERCEPTIONS					O. FUMB				ST				MISC		W/L	SCORE		
			TK	S	A	SK	YDS	TFL	YDS	QBH	NO	YDS	LG	TD	PD	FF	FR	TD	YDS	TK	S	A	FF			FR	S
01/16	Cowboys	S	10	6	4	0.0	0.0	0	0	0	0	0	0	0	1	0	0	0	0	0	0	0	0	0	0	L	14-31
<b>2022 TOTALS</b>			<b>1-1</b>	<b>10</b>	<b>6</b>	<b>4</b>	<b>0.0</b>	<b>0.0</b>	<b>0</b>	<b>0</b>	<b>0</b>	<b>0</b>	<b>0</b>	<b>0</b>	<b>1</b>	<b>0</b>	<b>0</b>	<b>0</b>	<b>0</b>	<b>0</b>	<b>0</b>	<b>0</b>	<b>0</b>	<b>0</b>	<b>0</b>	<b>0-1</b>	






# CLYDE EDWARDS-HELAIRE



**RUNNING BACK #25**

**LSU**



**4TH** YEAR IN THE NFL

**4TH** YEAR WITH THE CHIEFS

**HEIGHT:** 5'7"  
**WEIGHT:** 207 LBS  
**DRAFTED:** D1-20  
**BIRTHDAY:** 4/11/99

Fourth-year running back enters his fourth season with the Chiefs in 2023.

Originally entered the NFL as a first-round pick (32nd overall) by the Kansas City Chiefs in the 2020 NFL Draft.

### Career Highlights:

In his NFL debut vs. the Texans (9/10/20), Edwards-Helaire tallied 138 rushing yards on 25 attempts (5.5 avg.) and scored his first NFL touchdown on a 27-yard run. He became the first player with 100+ rushing yards and a rushing TD in an NFL debut since NY Giants RB Saquon Barkley in Week 1 of 2018 vs. the Jacksonville Jaguars. Edwards-Helaire's 138 yards rushing are eighth-best in an NFL debut in the Super Bowl era.

Posted back-to-back games of 100 rushing yards or more for the first time in his career. Edwards-Helaire had 100 rushing yards versus the Chargers (9/26/21) and 102 yards against Philadelphia (10/3/21).

With 803 rushing yards and 297 receiving yards during his rookie campaign in 2020, Edwards-Helaire finished the season with 1,100 scrimmage yards. He became the third Chiefs rookie to hit 1,000 scrimmage yards in franchise history,

joining RBs Joe Delaney (1,367 in 1981) and Kareem Hunt (1,782 in 2017).

His 1,100 scrimmage yards in 2020 were the fourth-most among all rookies in the NFL.

In Week 6 against Buffalo, Edwards-Helaire rushed for a career-high 161 rushing yards, marking his second-career 100+-rushing yard game. His 161 rushing yards tied for the third-most rushing yards in a game by a rookie in Chiefs history. It marked the eighth time in franchise history that a rookie RB rushed for more than 150 yards in a game and he became the seventh different rookie RB to accomplish the feat. His two 100+-rushing yard games during the 2020 season tied for the fourth-most by any Chiefs rookie in franchise history.

### Honors:

2020 Mack Lee Hill Award winner, voted by teammates as best rookie.

### Transactions:

Originally entered the NFL as a first-round pick (32nd overall) by the Kansas City Chiefs in the 2020 NFL Draft.

## COLLEGE

Appeared in 41 games at LSU rushing 370 times for 2,158 yards and 23 rushing touchdowns for his career ... Added 69 receptions for 595 yards and one receiving touchdown ... Ranks No. 15 in school history in career rushing yards and holds the LSU single-season record for receptions by a running back (55) ... Put together one of the best seasons for a running back in school history in 2019 with 1,414 rushing yards and 453 receiving yards on 55 receptions ... His 1,414 rushing yards ranks as the third-highest single-season total in LSU history ... Named LSU's MVP and permanent team captain for the Tigers in 2019 ... Named 2019 All-SEC First Team (AP, unanimous; Coaches), Paul Hornung Award Finalist and SEC Offensive Player of the Week (at Alabama).

## PERSONAL

Carried the ball 58 times for 496 yards and 10 touchdowns during senior season at Catholic High School.

Named the 2015 Class 5A Championship Most Outstanding Player after leading Catholic High to a 31-28 victory against Archbishop Rummel High School as he caught eight passes for a record 161 yards and rushed for 88 yards and a touchdown.

Competed in the Red Stick Bowl at the conclusion of his senior season and scored the first touchdown of the game.

Became the first freshman to play varsity football in Head Coach Dale Weiner's 29 seasons at Catholic High School.

Majored in sport administration at LSU.

Hometown: Baton Rouge, La.

Last name pronounced: EE-lair



CLYDE EDWARDS-HELAIRE'S NFL REGULAR SEASON RUSHING/RECEIVING STATISTICS

DATE	TEAM	RUSHING							RECEIVING				
		GP	GS	NO.	YDS.	AVG.	LG	TD	NO.	YDS.	AVG.	LG	TD
2020	Chiefs	13	13	181	803	4.4	31	4	36	297	8.3	26	1
2021	Chiefs	10	10	119	517	4.3	17	4	19	129	6.8	29	2
2022	Chiefs	10	6	71	302	4.3	52	3	17	151	8.9	25	3
2023	Chiefs	6	1	30	100	3.3	16	1	6	36	6.0	10	0
<b>NFL TOTALS</b>		<b>39</b>	<b>30</b>	<b>401</b>	<b>1,722</b>	<b>4.3</b>	<b>52</b>	<b>12</b>	<b>78</b>	<b>613</b>	<b>7.9</b>	<b>29</b>	<b>6</b>

CLYDE EDWARDS-HELAIRE'S NFL POSTSEASON RUSHING/RECEIVING STATISTICS

DATE	TEAM	RUSHING							RECEIVING				
		GP	GS	NO.	YDS.	AVG.	LG	TD	NO.	YDS.	AVG.	LG	TD
2020	Chiefs	2	2	15	71	4.7	26	1	3	23	7.7	18	0
2021	Chiefs	2	0	13	96	7.4	22	0	2	13	6.5	9	0
2022	Chiefs	0	0	0	0	0.0	0	0	0	0	0.0	0	0
<b>NFL TOTALS</b>		<b>4</b>	<b>2</b>	<b>28</b>	<b>167</b>	<b>6.0</b>	<b>26</b>	<b>1</b>	<b>5</b>	<b>36</b>	<b>7.2</b>	<b>18</b>	<b>0</b>

SINGLE-GAME HIGHS: RUSHING/RECEIVING

<b>Rush Attempts</b>	26 at Buffalo, Oct 19, 2020 25 vs. Houston, Sep 10, 2020 20 at Baltimore, Sep 28, 2020 19 at Tampa Bay, Oct 02, 2022 17 vs. L.A. Chargers, Sep 26, 2021	<b>Receiving Yards</b>	70 at Baltimore, Sep 28, 2020 59 at Miami, Dec 13, 2020 44 vs. L.A. Chargers, Sep 15, 2022 40 vs. Las Vegas, Oct 11, 2020 39 at Indianapolis, Sep 25, 2022
<b>Rushing Yards</b>	161 at Buffalo, Oct 19, 2020 138 vs. Houston, Sep 10, 2020 102 at Philadelphia, Oct 03, 2021 100 vs. L.A. Chargers, Sep 26, 2021 92 at Tampa Bay, Oct 02, 2022	<b>Receiving Average</b>	14.0 at Baltimore, Sep 28, 2020 13.3 vs. Las Vegas, Oct 11, 2020 11.8 at Miami, Dec 13, 2020 11.0 vs. L.A. Chargers, Sep 15, 2022 10.7 at Arizona, Sep 11, 2022
<b>Rushing Average</b>	9.3 vs. L.A. Chargers, Sep 15, 2022 7.3 at Philadelphia, Oct 03, 2021 6.2 at Buffalo, Oct 19, 2020 6.0 at Arizona, Sep 11, 2022 5.9 vs. L.A. Chargers, Sep 26, 2021	<b>Longest Receptions</b>	29 vs. Denver, Dec 05, 2021 26 at Miami, Dec 13, 2020 25 at Arizona, Sep 11, 2022 24 at Baltimore, Sep 28, 2020 21 vs. L.A. Chargers, Sep 15, 2022
<b>Longest Runs</b>	52 vs. L.A. Chargers, Sep 15, 2022 31 at Buffalo, Oct 19, 2020 27 at Denver, Oct 25, 2020 27t vs. Houston, Sep 10, 2020 20 at Tampa Bay, Oct 02, 2022	<b>Receiving TDs</b>	2 at Arizona, Sep 11, 2022 1 at Tampa Bay, Oct 02, 2022 1 at Philadelphia, Oct 03, 2021 1 vs. L.A. Chargers, Sep 26, 2021 ...1 more at 1.
<b>Rushing TDs</b>	2 vs. Las Vegas, Dec 12, 2021 2 at Las Vegas, Nov 22, 2020 1 vs. Chicago, Sep 24, 2023 1 at San Francisco, Oct 23, 2022 ...6 more at 1.	<b>All-Purpose Yards</b>	169 at Buffalo, Oct 19, 2020 138 vs. Houston, Sep 10, 2020 134 at Baltimore, Sep 28, 2020 118 vs. L.A. Chargers, Sep 15, 2022 114 at Philadelphia, Oct 03, 2021
<b>Receptions</b>	6 at L.A. Chargers, Sep 20, 2020 5 at Indianapolis, Sep 25, 2022 5 at Miami, Dec 13, 2020 5 at Baltimore, Sep 28, 2020 4 vs. L.A. Chargers, Sep 15, 2022 ...1 more at 4.	<b>Most TDs</b>	2 at Tampa Bay, Oct 02, 2022 2 at Arizona, Sep 11, 2022 2 vs. Las Vegas, Dec 12, 2021 ...1 more at 2.





SINGLE-GAME HIGHS - POSTSEASON: RUSHING/RECEIVING

<b>Rush Attempts</b>	9 at Tampa Bay, Feb 07, 2021 7 vs. Buffalo, Jan 23, 2022 6 vs. Cincinnati, Jan 30, 2022 6 vs. Buffalo, Jan 24, 2021	<b>Receptions</b>	2 at Tampa Bay, Feb 07, 2021 1 vs. Cincinnati, Jan 30, 2022 1 vs. Buffalo, Jan 23, 2022 1 vs. Buffalo, Jan 24, 2021
<b>Rushing Yards</b>	64 at Tampa Bay, Feb 07, 2021 60 vs. Buffalo, Jan 23, 2022 36 vs. Cincinnati, Jan 30, 2022 7 vs. Buffalo, Jan 24, 2021	<b>Receiving Yards</b>	23 at Tampa Bay, Feb 07, 2021 9 vs. Buffalo, Jan 23, 2022 4 vs. Cincinnati, Jan 30, 2022
<b>Rushing Average</b>	8.6 vs. Buffalo, Jan 23, 2022 7.1 at Tampa Bay, Feb 07, 2021	<b>Longest Receptions</b>	18 at Tampa Bay, Feb 07, 2021 9 vs. Buffalo, Jan 23, 2022 5 at Tampa Bay, Feb 07, 2021 4 vs. Cincinnati, Jan 30, 2022
<b>Longest Runs</b>	26 at Tampa Bay, Feb 07, 2021 22 vs. Buffalo, Jan 23, 2022 20 vs. Buffalo, Jan 23, 2022 14 vs. Cincinnati, Jan 30, 2022 10 at Tampa Bay, Feb 07, 2021	<b>All-Purpose Yards</b>	87 at Tampa Bay, Feb 07, 2021 69 vs. Buffalo, Jan 23, 2022 40 vs. Cincinnati, Jan 30, 2022 7 vs. Buffalo, Jan 24, 2021
<b>Rushing TDs</b>	1 vs. Buffalo, Jan 24, 2021	<b>Most TDs</b>	1 vs. Buffalo, Jan 24, 2021

100-YARD RUSHING GAMES (4): REGULAR SEASON

DATE	TEAM	ATT.	YDS.	AVG.	LG	TD
09/10/20	TEXANS	25	138	5.5	27t	1
10/19/20	at Bills	26	161	6.2	31	0
09/26/21	CHARGERS	17	100	5.9	14	0
10/03/21	at Eagles	14	102	7.3	17	0

2020 GAME-BY-GAME REGULAR-SEASON STATISTICS (CHIEFS)

DATE	OPPONENT	P/S	RUSHING					RECEIVING					W/L	SCORE
			NO.	YDS.	AVG.	LG	TD	NO.	YDS.	AVG.	LG	TD		
09/10	Texans	S	25	138	5.5	27t	1	0	0	0.0	0	0	W	34-20
09/20	at Chargers	S	10	38	3.8	17	0	6	32	5.3	10	0	W	23-20+
09/28	at Ravens	S	20	64	3.2	16	0	5	70	14.0	24	0	W	34-20
10/05	Patriots	S	16	64	4.0	13	0	3	27	9.0	14	0	W	26-10
10/11	Raiders	S	10	40	4.0	9	0	3	40	13.3	20	0	L	32-40
10/19	at Bills	S	26	161	6.2	31	0	4	8	2.0	8	0	W	26-17
10/25	at Broncos	S	8	46	5.8	27	1	1	17	17.0	17	0	W	43-16
11/01	Jets	S	6	21	3.5	4	0	3	10	3.3	8	0	W	35-9
11/08	Panthers	S	5	14	2.8	7	0	3	20	6.7	8	1	W	33-31
11/22	at Raiders	S	14	69	4.9	14t	2	1	8	8.0	8	0	W	35-31
11/29	at Buccaneers	S	11	37	3.4	10	0	1	2	2.0	2	0	W	27-24
12/06	Broncos												W	22-16
12/13	at Dolphins	S	16	32	2.0	12	0	5	59	11.8	26	0	W	33-27
12/20	at Saints	S	14	79	5.6	16	0	1	4	4.0	4	0	W	32-29
12/27	Falcons												W	17-14
01/03	Chargers												L	21-38
<b>2020 TOTALS</b>		<b>13-13</b>	<b>181</b>	<b>803</b>	<b>4.4</b>	<b>31</b>	<b>4</b>	<b>36</b>	<b>297</b>	<b>8.3</b>	<b>26</b>	<b>1</b>	<b>14-2</b>	

+ - Overtime

2021 GAME-BY-GAME REGULAR-SEASON STATISTICS (CHIEFS)

DATE	OPPONENT	P/S	RUSHING					RECEIVING					W/L	SCORE
			NO.	YDS.	AVG.	LG	TD	NO.	YDS.	AVG.	LG	TD		
09/12	Browns	S	14	43	3.1	9	0	3	29	9.7	14	0	W	33-29
09/19	at Ravens	S	13	46	3.5	9	0	0	0	0.0	0	0	L	35-36
09/26	Chargers	S	17	100	5.9	14	0	2	9	4.5	10t	1	L	24-30
10/03	at Eagles	S	14	102	7.3	17	0	2	12	6.0	11	1	W	42-30
10/10	Bills	S	7	13	1.9	6	0	1	11	11.0	11	0	L	20-38
10/17	at Football Team												W	31-13
10/24	at Titans												L	3-27
11/01	Giants												W	20-17
11/07	Packers												W	13-7
11/14	at Raiders												W	41-14
11/21	Cowboys	S	12	63	5.3	14	1	2	13	6.5	12	0	W	19-9
12/05	Broncos	S	14	54	3.9	10	0	3	28	9.3	29	0	W	22-9
12/12	Raiders	S	10	37	3.7	7	2	3	5	1.7	6	0	W	48-9
12/16	at Chargers	S	9	32	3.6	9	0	2	18	9.0	12	0	W	34-28+
12/26	Steelers	S	9	27	3.0	7	1	1	4	4.0	4	0	W	36-10
01/02	at Bengals												L	31-34
01/08	at Broncos												W	28-24
<b>2021 TOTALS</b>		<b>10-10</b>	<b>119</b>	<b>517</b>	<b>4.3</b>	<b>17</b>	<b>4</b>	<b>19</b>	<b>129</b>	<b>6.8</b>	<b>29</b>	<b>2</b>	<b>12-5</b>	

+ - Overtime



2022 GAME-BY-GAME REGULAR-SEASON STATISTICS (CHIEFS)

DATE	OPPONENT	P/S	RUSHING					RECEIVING					W/L	SCORE
			NO.	YDS.	AVG.	LG	TD	NO.	YDS.	AVG.	LG	TD		
09/11	at Cardinals	S	7	42	6.0	18	0	3	32	10.7	25	2	W	44-21
09/15	Chargers	S	8	74	9.3	52	0	4	44	11.0	21	0	W	27-24
09/25	at Colts	S	7	0	0.0	4	1	5	39	7.8	16	0	L	17-20
10/02	at Buccaneers	S	19	92	4.8	20	1	1	2	2.0	2t	1	W	41-31
10/10	Raiders	S	9	15	1.7	8	0	3	20	6.7	10	0	W	30-29
10/16	Bills	S	9	33	3.7	11	0	0	0	0.0	0	0	L	20-24
10/23	at 49ers	P	6	32	5.3	16t	1	0	0	0.0	0	0	W	44-23
11/06	Titans	P	4	5	1.3	3	0	1	14	14.0	14	0	W	20-17+
11/13	Jaguars	P	0	0	0.0	0	0	0	0	0.0	0	0	W	27-17
11/20	at Chargers	P	2	9	4.5	6	0	0	0	0.0	0	0	W	30-27
11/27	Rams												W	26-10
12/04	at Bengals												L	24-27
12/11	at Broncos												W	34-28
12/18	at Texans												W	30-24+
12/24	Seahawks												W	24-10
01/01	Broncos												W	27-24
01/07	at Raiders												W	31-13
<b>2022 TOTALS</b>		<b>10-6</b>	<b>71</b>	<b>302</b>	<b>4.3</b>	<b>52</b>	<b>3</b>	<b>17</b>	<b>151</b>	<b>8.9</b>	<b>25</b>	<b>3</b>	<b>14-3</b>	

+ - Overtime

2023 GAME-BY-GAME REGULAR-SEASON STATISTICS (CHIEFS)

DATE	OPPONENT	P/S	RUSHING					RECEIVING					W/L	SCORE
			NO.	YDS.	AVG.	LG	TD	NO.	YDS.	AVG.	LG	TD		
09/07	Lions	S	6	22	3.7	5	0	1	7	7.0	7	0	L	20-21
09/17	at Jaguars	P	1	0	0.0	0	0	2	17	8.5	10	0	W	17-9
09/24	Bears	P	15	55	3.7	16	1	1	2	2.0	2	0	W	41-10
10/01	at Jets	P	3	12	4.0	9	0	1	1	1.0	1	0	W	23-20
10/08	at Vikings	P	3	4	1.3	2	0	0	0	0.0	0	0	W	27-20
10/12	Broncos	P	2	7	3.5	7	0	1	9	9.0	9	0	W	19-8
<b>2023 TOTALS</b>		<b>6-1</b>	<b>30</b>	<b>100</b>	<b>3.3</b>	<b>16</b>	<b>1</b>	<b>6</b>	<b>36</b>	<b>6.0</b>	<b>10</b>	<b>0</b>	<b>5-1</b>	

2020 GAME-BY-GAME POSTSEASON STATISTICS (CHIEFS)

DATE	OPPONENT	P/S	RUSHING					RECEIVING					W/L	SCORE
			NO.	YDS.	AVG.	LG	TD	NO.	YDS.	AVG.	LG	TD		
01/17	Browns												W	22-17
01/24	Bills	S	6	7	1.2	5	1	1	0	0.0	0	0	W	38-24
02/07	at Buccaneers	S	9	64	7.1	26	0	2	23	11.5	18	0	L	9-31
<b>2020 TOTALS</b>		<b>2-2</b>	<b>15</b>	<b>71</b>	<b>4.7</b>	<b>26</b>	<b>1</b>	<b>3</b>	<b>23</b>	<b>7.7</b>	<b>18</b>	<b>0</b>	<b>2-1</b>	

2021 GAME-BY-GAME POSTSEASON STATISTICS (CHIEFS)

DATE	OPPONENT	P/S	RUSHING					RECEIVING					W/L	SCORE
			NO.	YDS.	AVG.	LG	TD	NO.	YDS.	AVG.	LG	TD		
01/16	Steelers												W	42-21
01/23	Bills	P	7	60	8.6	22	0	1	9	9.0	9	0	W	42-36+
01/30	Bengals	P	6	36	6.0	14	0	1	4	4.0	4	0	L	24-27+
<b>2021 TOTALS</b>		<b>2-0</b>	<b>13</b>	<b>96</b>	<b>7.4</b>	<b>22</b>	<b>0</b>	<b>2</b>	<b>13</b>	<b>6.5</b>	<b>9</b>	<b>0</b>	<b>2-1</b>	

+ - Overtime

2022 GAME-BY-GAME POSTSEASON STATISTICS (CHIEFS)

DATE	OPPONENT	P/S	RUSHING					RECEIVING					W/L	SCORE
			NO.	YDS.	AVG.	LG	TD	NO.	YDS.	AVG.	LG	TD		
01/21	Jaguars												W	27-20
01/29	Bengals												W	23-20
02/12	at Eagles												W	38-35
<b>2022 TOTALS</b>		<b>0-0</b>	<b>0</b>	<b>0</b>	<b>0.0</b>	<b>0</b>	<b>0</b>	<b>0</b>	<b>0</b>	<b>0.0</b>	<b>0</b>	<b>0</b>	<b>3-0</b>	



# NEIL FARRELL

DEFENSIVE TACKLE #92

LSU



2<sup>ND</sup> YEAR IN THE NFL

1<sup>ST</sup> YEAR WITH THE CHIEFS

HEIGHT: 6'4"  
WEIGHT: 325 LBS  
DRAFTED: T (LV)-23  
BIRTHDAY: 9/9/98

- Second year defensive tackle enters his first season with the Chiefs in 2023.
- Traded to Kansas City from the Las Vegas Raiders in exchange for a 2024 sixth-round pick (8/29/23).
- Originally selected by the Las Vegas Raiders in the fourth round (126th overall) of the 2022 NFL Draft.

Played in nine games during his rookie season and recorded 12 tackles (three solo), one tackle for loss and two quarterback hits.

**Transactions:**

Traded to Kansas City from Las Vegas Raiders (8/29/23) ... Originally entered the NFL as a fourth-round pick (126th overall) by the Las Vegas Raiders in the 2022 NFL Draft.

**Career Highlights**

COLLEGE

Spent five years at LSU (2017-21), appearing in 52 games with 21 starts ... Finished his collegiate career with 144 tackles, 23 tackles for loss, 7.5 sacks and two forced fumbles ... In 2021, started all 12 games and earned All-America honors from Pro Football Focus after recording 45 tackles (20 solo), 9.5 tackles for loss and 2.0 sacks ... In 2020, played in 10 games with six starts ... Totaled 25 tackles (nine solo), 2.5 tackles for loss and 1.0 sack ... In 2019, played in 15 games with three starts ... Totaled 46 tackles (15 solo), seven tackles for loss and 3.0 sacks ... Led the linemen in tackles with 46 ... In 2018, appeared in 10 games and recorded 23 tackles, 1.5 sacks and one pass defended ... In 2017, played in five games and finished with five tackles (one solo).

PERSONAL

- Attended Murphy High School in Mobile, Ala., where he was a four-star recruit and rated as the No. 1 defensive tackle in the state of Alabama by Scout.com.
- Was named a two-time All-Coastal Alabama First Team Defense selection, while also being selected to the 2015 and 2016 Class 7A First Team Defense All-State football teams by the Alabama Sports Writers Association.
- As a senior, totaled 101 tackles, 28 tackles for loss and 13.0 sacks.
- Tallied 86 tackles and 17 tackles for loss as a junior.
- Also played center for the varsity basketball team.

NEIL FARRELL'S NFL REGULAR SEASON DEFENSIVE STATISTICS

DATE	TEAM	GP	GS	TACKLES							INTERCEPTIONS					O. FUMB				ST				MISC					
				TK	S	A	TFL	YDS	SK	YDS	QBH	NO	YDS	LG	TD	PD	FF	FR	TD	YDS	TK	S	A	FF	FR	S	A		
2022	Raiders	9	0	12	3	9	1	0	0.0	0.0	2	0	0	0	0	0	0	0	0	0	0	0	0	0	0	0	0	0	0
2023	Chiefs	2	0	0	0	0	0	0	0.0	0.0	0	0	0	0	0	0	0	0	0	0	0	0	0	0	0	0	0	0	
<b>NFL TOTALS</b>		<b>11</b>	<b>0</b>	<b>12</b>	<b>3</b>	<b>9</b>	<b>1</b>	<b>0</b>	<b>0.0</b>	<b>0.0</b>	<b>2</b>	<b>0</b>	<b>0</b>	<b>0</b>	<b>0</b>	<b>0</b>	<b>0</b>	<b>0</b>	<b>0</b>	<b>0</b>	<b>0</b>	<b>0</b>	<b>0</b>	<b>0</b>	<b>0</b>	<b>0</b>	<b>0</b>	<b>0</b>	

SINGLE-GAME HIGHS: DEFENSIVE

- Total Tackles** 3 at Jacksonville, Nov 06, 2022  
2 at Pittsburgh, Dec 24, 2022  
2 at L.A. Rams, Dec 08, 2022  
2 at Denver, Nov 20, 2022  
...1 more at 2.
- Solo Tackles** 1 at Denver, Nov 20, 2022  
1 at Jacksonville, Nov 06, 2022  
1 at Kansas City, Oct 10, 2022



2022 GAME-BY-GAME REGULAR-SEASON STATISTICS (RAIDERS)

DATE	OPPONENT	P/S	TACKLES							INTERCEPTIONS					O. FUMB				ST				MISC		W/L	SCORE		
			TK	S	A	SK	YDS	TFL	YDS	QBH	NO	YDS	LG	TD	PD	FF	FR	TD	YDS	TK	S	A	FF	FR			S	A
09/11	at Chargers																									L	19-24	
09/18	Cardinals																									L	23-29+	
09/25	at Titans																									L	22-24	
10/02	Broncos																									W	32-23	
10/10	at Chiefs	P	1	1	0	0.0	0.0	0	0	0	0	0	0	0	0	0	0	0	0	0	0	0	0	0	0	0	L	29-30
10/23	Texans	P	0	0	0	0.0	0.0	0	0	1	0	0	0	0	0	0	0	0	0	0	0	0	0	0	0	0	W	38-20
10/30	at Saints	P	2	0	2	0.0	0.0	0	0	0	0	0	0	0	0	0	0	0	0	0	0	0	0	0	0	0	L	0-24
11/06	at Jaguars	P	3	1	2	0.0	0.0	1	0	0	0	0	0	0	0	0	0	0	0	0	0	0	0	0	0	0	L	20-27
11/13	Colts																									L	20-25	
11/20	at Broncos	P	2	1	1	0.0	0.0	0	0	0	0	0	0	0	0	0	0	0	0	0	0	0	0	0	0	0	W	22-16+
11/27	at Seahawks																									W	40-34+	
12/04	Chargers																									W	27-20	
12/08	at Rams	P	2	0	2	0.0	0.0	0	0	0	0	0	0	0	0	0	0	0	0	0	0	0	0	0	0	0	L	16-17
12/18	Patriots																									W	30-24	
12/24	at Steelers	P	2	0	2	0.0	0.0	0	0	0	0	0	0	0	0	0	0	0	0	0	0	0	0	0	0	0	L	10-13
01/01	49ers	P	0	0	0	0.0	0.0	0	0	0	0	0	0	0	0	0	0	0	0	0	0	0	0	0	0	0	L	34-37+
01/07	Chiefs	P	0	0	0	0.0	0.0	0	0	1	0	0	0	0	0	0	0	0	0	0	0	0	0	0	0	0	L	13-31
<b>2022 TOTALS</b>			<b>9-0</b>	<b>12</b>	<b>3</b>	<b>9</b>	<b>0.0</b>	<b>0.0</b>	<b>1</b>	<b>0</b>	<b>2</b>	<b>0</b>	<b>0</b>	<b>0</b>	<b>0</b>	<b>0</b>	<b>0</b>	<b>0</b>	<b>0</b>	<b>0</b>	<b>0</b>	<b>0</b>	<b>0</b>	<b>0</b>	<b>0</b>	<b>6-11</b>		

+ - Overtime

2023 GAME-BY-GAME REGULAR-SEASON STATISTICS (CHIEFS)

DATE	OPPONENT	P/S	TACKLES							INTERCEPTIONS					O. FUMB				ST				MISC		W/L	SCORE		
			TK	S	A	SK	YDS	TFL	YDS	QBH	NO	YDS	LG	TD	PD	FF	FR	TD	YDS	TK	S	A	FF	FR			S	A
09/07	Lions																									L	20-21	
09/17	at Jaguars																									W	17-9	
09/24	Bears	P	0	0	0	0.0	0.0	0	0	0	0	0	0	0	0	0	0	0	0	0	0	0	0	0	0	0	W	41-10
10/01	at Jets																									W	23-20	
10/08	at Vikings	P	0	0	0	0.0	0.0	0	0	0	0	0	0	0	0	0	0	0	0	0	0	0	0	0	0	0	W	27-20
10/12	Broncos																									W	19-8	
<b>2023 TOTALS</b>			<b>2-0</b>	<b>0</b>	<b>0</b>	<b>0</b>	<b>0.0</b>	<b>0.0</b>	<b>0</b>	<b>0</b>	<b>0</b>	<b>0</b>	<b>0</b>	<b>0</b>	<b>0</b>	<b>0</b>	<b>0</b>	<b>0</b>	<b>0</b>	<b>0</b>	<b>0</b>	<b>0</b>	<b>0</b>	<b>0</b>	<b>0</b>	<b>5-1</b>		





# BLAINE GABBERT



**QUARTERBACK #9**  
**MISSOURI**



**12<sup>TH</sup>** YEAR IN THE NFL

**1<sup>ST</sup>** YEAR WITH THE CHIEFS

**HEIGHT:** 6'5"  
**WEIGHT:** 235 LBS  
**DRAFTED:** FA-23  
**BIRTHDAY:** 10/15/89

- 👁️ 12th-year quarterback enters his first season with the Chiefs in 2023.
- 👁️ Traded to San Francisco from Jacksonville in exchange for a 2014 sixth-round pick.
- 👁️ Originally entered the NFL as a first-round pick (10th overall) by the Jacksonville Jaguars in the 2011 NFL Draft.

Signed with Kansas City (4/19/23) ... Re-signed with Tampa Bay (4/6/22) ... Re-signed with Tampa Bay (5/6/21) ... Re-signed with Tampa Bay (4/2/20) ... Signed with Tampa Bay (3/27/19) ... Released by Tennessee (3/15/19) ... Signed with Tennessee (3/27/18) ... Signed with Arizona (5/11/17) ... Re-signed with San Francisco (3/12/15) ... Traded to San Francisco from Jacksonville (3/11/14) ... Originally entered the NFL as a first-round pick (10th overall) by the Jacksonville Jaguars in the 2011 NFL Draft.

### Transactions:

### COLLEGE

Played three seasons at Missouri (2008-10) ... Played in 31 games and started 26 as a Tiger ... Completed 568 passes on 933 attempts, equating to a 60.9 completion percentage ... Threw 6,822 yards and 40 touchdowns ... Honors & Awards: honorable mention All-Big 12 (2010, coaches); second-team academic All-Big 12 (2010); honorable mention All-Big 12 (2009, AP); Big 12 Offensive Player of the Week (2009, Sept. 8); first-team academic All-Big 12 (2009); Team Offensive Back of the Year (2009); Spring Team Most Improved Offensive Back Award (2009).

### PERSONAL

- 👁️ One of the most highly sought-after quarterback prospects in the nation who chose to go with his in-state school.
- 👁️ Was a five-star blue-chip All-American who was hailed as the nation's top pro-style quarterback prospect, according to Rivals, and was that outlet's No. 14 national player overall at any position.
- 👁️ Was also the consensus No. 1 player in the state of Missouri.
- 👁️ ESPN.com called him one of the best quarterbacks they had seen in the previous three classes combined.
- 👁️ Ranked as the nation's No. 5 quarterback, and as the country's No. 38 overall prospect at any position by ESPN.com, and came in at No. 47 nationwide by PrepStar Magazine.
- 👁️ Was invited to participate in the prestigious Elite 11 quarterback camp in the summer of 2007 (winning camp MVP honors), and in January of 2008, was impressive playing in the U.S. Army All-American Game.
- 👁️ Injuries limited his statistics to 623 passing yards and five TDs as a senior in four games, after he posted impressive figures of 1,523 yards and 20 TDs (on 119-of-231 passing) as a junior, as he also added another 458 yards rushing and eight TDs.
- 👁️ Threw for approximately 1,100 yards and 11 TDs as a first-year starter during his sophomore season of 2005.
- 👁️ High school coach - Mike Roth.
- 👁️ Parents - Chuck & Beverly Gabbert.
- 👁️ Lists sports, hanging out with friends and fishing as his primary hobbies.



### BLAINE GABBERT'S NFL REGULAR SEASON PASSING STATISTICS

DATE	TEAM	GP	GS	ATT.	CMP.	PCT.	YDS	AVG.	TD	INT.	LG	SK	LST	RATE
2011	Jaguars	15	14	413	210	50.8	2,214	5.4	12	11	74t	40	293	65.4
2012	Jaguars	10	10	278	162	58.3	1,662	6.0	9	6	80t	22	158	77.4
2013	Jaguars	3	3	86	42	48.8	481	5.6	1	7	67t	12	67	36.0
2014	49ers	1	0	7	3	42.9	38	5.4	1	0	20t	0	0	100.0
2015	49ers	8	8	282	178	63.1	2,031	7.2	10	7	71t	25	164	86.2
2016	49ers	6	5	160	91	56.9	925	5.8	5	6	75t	11	48	68.4
2017	Cardinals	5	5	171	95	55.6	1,086	6.4	6	6	52t	23	149	71.9
2018	Titans	8	3	101	61	60.4	626	6.2	4	4	35	5	37	74.9
2019	Buccaneers	0	0	0	0	0.0	0	0.0	0	0	0	0	0	0.0
2020	Buccaneers	4	0	16	9	56.3	143	8.9	2	0	35	1	7	125.8
2021	Buccaneers	6	0	11	7	63.6	67	6.1	0	0	23	1	10	80.5
2022	Buccaneers	1	0	8	6	75.0	29	3.6	1	0	13	0	0	119.3
2023	Chiefs	1	0	5	3	60.0	31	6.2	0	2	15	0	0	38.3
<b>TOTALS</b>		<b>68</b>	<b>48</b>	<b>1,538</b>	<b>867</b>	<b>56.4</b>	<b>9,333</b>	<b>6.1</b>	<b>51</b>	<b>49</b>	<b>80T</b>	<b>140</b>	<b>933</b>	<b>72.1</b>

### BLAINE GABBERT'S NFL POSTSEASON PASSING STATISTICS

DATE	TEAM	GP	GS	ATT.	CMP.	PCT.	YDS	AVG.	TD	INT.	LG	SK	LST	RATE
2020	Buccaneers	0	0	0	0	0.0	0	0.0	0	0	0	0	0	0.0
2021	Buccaneers	0	0	0	0	0.0	0	0.0	0	0	0	0	0	0.0
2022	Buccaneers	0	0	0	0	0.0	0	0.0	0	0	0	0	0	0.0
<b>TOTALS</b>		<b>0</b>	<b>0</b>	<b>0</b>	<b>0</b>	<b>0.0</b>	<b>0</b>	<b>0.0</b>	<b>0</b>	<b>0</b>	<b>0</b>	<b>0</b>	<b>0</b>	<b>0.0</b>

### BLAINE GABBERT'S NFL REGULAR SEASON RUSHING STATISTICS

DATE	TEAM	NO.	YDS.	AVG.	LG	TD
2011	Jaguars	48	98	2.0	12	0
2012	Jaguars	18	56	3.1	10	0
2013	Jaguars	9	32	3.6	7	0
2014	49ers	1	5	5.0	5	0
2015	49ers	32	185	5.8	44t	1
2016	49ers	40	173	4.3	24	2
2017	Cardinals	22	82	3.7	12	0
2018	Titans	6	0	0.0	1	0
2019	Buccaneers	0	0	0.0	0	0
2020	Buccaneers	9	16	1.8	16	0
2021	Buccaneers	9	-7	-0.8	0	0
2022	Buccaneers	0	0	0.0	0	0
2023	Chiefs	2	-1	-0.5	0	0
<b>TOTALS</b>		<b>196</b>	<b>639</b>	<b>3.3</b>	<b>44T</b>	<b>3</b>

### BLAINE GABBERT'S NFL POSTSEASON RUSHING STATISTICS

DATE	TEAM	NO.	YDS.	AVG.	LG	TD
2020	Buccaneers	0	0	0.0	0	0
2021	Buccaneers	0	0	0.0	0	0
2022	Buccaneers	0	0	0.0	0	0
<b>TOTALS</b>		<b>0</b>	<b>0</b>	<b>0.0</b>	<b>0</b>	<b>0</b>

### BLAINE GABBERT'S NFL REGULAR SEASON PASSING/RUSHING STATISTICS

DATE	TEAM	GP	GS	PASSING										RUSHING					
				ATT.	CMP.	PCT.	YDS	AVG.	TD	INT.	LG	SK	LST	RATE	NO.	YDS.	AVG.	LG	TD
2011	Jaguars	15	14	413	210	50.8	2,214	5.4	12	11	74t	40	293	65.4	48	98	2.0	12	0
2012	Jaguars	10	10	278	162	58.3	1,662	6.0	9	6	80t	22	158	77.4	18	56	3.1	10	0
2013	Jaguars	3	3	86	42	48.8	481	5.6	1	7	67t	12	67	36.0	9	32	3.6	7	0
2014	49ers	1	0	7	3	42.9	38	5.4	1	0	20t	0	0	100.0	1	5	5.0	5	0
2015	49ers	8	8	282	178	63.1	2,031	7.2	10	7	71t	25	164	86.2	32	185	5.8	44t	1
2016	49ers	6	5	160	91	56.9	925	5.8	5	6	75t	11	48	68.4	40	173	4.3	24	2
2017	Cardinals	5	5	171	95	55.6	1,086	6.4	6	6	52t	23	149	71.9	22	82	3.7	12	0
2018	Titans	8	3	101	61	60.4	626	6.2	4	4	35	5	37	74.9	6	0	0.0	1	0
2019	Buccaneers	0	0	0	0	0.0	0	0.0	0	0	0	0	0	0.0	0	0	0.0	0	0
2020	Buccaneers	4	0	16	9	56.3	143	8.9	2	0	35	1	7	125.8	9	16	1.8	16	0
2021	Buccaneers	6	0	11	7	63.6	67	6.1	0	0	23	1	10	80.5	9	-7	-0.8	0	0
2022	Buccaneers	1	0	8	6	75.0	29	3.6	1	0	13	0	0	119.3	0	0	0.0	0	0
2023	Chiefs	1	0	5	3	60.0	31	6.2	0	2	15	0	0	38.3	2	-1	-0.5	0	0
<b>TOTALS</b>		<b>68</b>	<b>48</b>	<b>1,538</b>	<b>867</b>	<b>56.4</b>	<b>9,333</b>	<b>6.1</b>	<b>51</b>	<b>49</b>	<b>80T</b>	<b>140</b>	<b>933</b>	<b>72.1</b>	<b>196</b>	<b>639</b>	<b>3.3</b>	<b>44T</b>	<b>3</b>



BLAINE GABBERT'S NFL POSTSEASON PASSING/RUSHING STATISTICS

DATE	TEAM	GP	GS	PASSING										RUSHING					
				ATT.	CMP.	PCT.	YDS	AVG.	TD	INT.	LG	SK	LST	RATE	NO.	YDS.	AVG.	LG	TD
2020	Buccaneers	0	0	0	0	0.0	0	0.0	0	0	0	0	0	0.0	0	0	0.0	0	0
2021	Buccaneers	0	0	0	0	0.0	0	0.0	0	0	0	0	0.0	0	0	0.0	0	0	
2022	Buccaneers	0	0	0	0	0.0	0	0.0	0	0	0	0	0.0	0	0	0.0	0	0	
<b>TOTALS</b>		<b>0</b>	<b>0</b>	<b>0</b>	<b>0</b>	<b>0.0</b>	<b>0</b>	<b>0.0</b>	<b>0</b>	<b>0</b>	<b>0</b>	<b>0</b>	<b>0.0</b>	<b>0</b>	<b>0</b>	<b>0.0</b>	<b>0</b>	<b>0</b>	

SINGLE-GAME HIGHS: QUARTERBACK

<b>Pass Attempts</b>	50 vs. Cincinnati, Dec 20, 2015 49 at Green Bay, Oct 28, 2012 44 vs. St. Louis, Jan 03, 2016 42 at Tennessee, Dec 24, 2011 42 vs. New Orleans, Oct 02, 2011	<b>Passer Rating</b>	131.4 at Detroit, Dec 26, 2020 123.7 vs. Washington, Dec 22, 2018 123.6 at Oakland, Oct 21, 2012 119.3 at Atlanta, Jan 08, 2023 118.8 vs. Miami, Oct 10, 2021
<b>Pass Completions</b>	30 vs. Cincinnati, Dec 20, 2015 28 vs. St. Louis, Jan 03, 2016 27 vs. Detroit, Nov 04, 2012 27 at Green Bay, Oct 28, 2012 25 vs. Arizona, Nov 29, 2015	<b>Rush Attempts</b>	12 vs. Dallas, Oct 02, 2016 10 vs. Arizona, Oct 06, 2016 9 vs. L.A. Rams, Sep 12, 2016 8 vs. Atlanta, Nov 08, 2015 7 vs. St. Louis, Jan 03, 2016
<b>Yards Passing</b>	354 vs. St. Louis, Jan 03, 2016 318 vs. Arizona, Nov 29, 2015 303 at Green Bay, Oct 28, 2012 295 vs. Cincinnati, Dec 20, 2015 264 at Seattle, Nov 22, 2015	<b>Rushing Yards</b>	75 at Chicago, Dec 06, 2015 70 vs. Arizona, Oct 06, 2016 43 vs. L.A. Rams, Sep 12, 2016 32 vs. Atlanta, Nov 08, 2015 28 at Washington, Dec 17, 2017
<b>TD Passes</b>	3 at Houston, Nov 19, 2017 2 at Detroit, Dec 26, 2020 2 vs. Jacksonville, Nov 26, 2017 2 at Carolina, Sep 18, 2016 ...6 more at 2.	<b>Rushing Average</b>	7.0 vs. Arizona, Oct 06, 2016 4.8 vs. L.A. Rams, Sep 12, 2016 4.0 vs. Atlanta, Nov 08, 2015 2.3 vs. Dallas, Oct 02, 2016 1.0 vs. St. Louis, Jan 03, 2016
<b>Long Passes</b>	80t at Indianapolis, Sep 23, 2012 75t at Carolina, Sep 18, 2016 74t vs. Cincinnati, Oct 09, 2011 71t at Chicago, Dec 06, 2015 67t at St. Louis, Oct 06, 2013	<b>Longest Runs</b>	44t at Chicago, Dec 06, 2015 24 vs. Arizona, Oct 06, 2016 16 at Detroit, Dec 26, 2020 12 at Houston, Nov 19, 2017 12 vs. New Orleans, Oct 02, 2011
<b>Completion Percentage</b>	71.1 vs. Detroit, Nov 04, 2012 69.6 vs. Dallas, Oct 02, 2016 69.4 vs. Arizona, Nov 29, 2015 68.8 at Indianapolis, Nov 18, 2018 67.6 vs. Cincinnati, Sep 30, 2012	<b>Rushing TDs</b>	1 vs. Arizona, Oct 06, 2016 1 at Carolina, Sep 18, 2016 1 at Chicago, Dec 06, 2015

300-YARD PASSING GAMES (3): REGULAR SEASON

DATE	TEAM	NO.	YDS.	AVG.	LG	TD
10/28/12	at Packers	27	303	11.2	36	1
11/29/15	CARDINALS	25	318	12.7	48	1
01/03/16	RAMS	28	354	12.6	44	1

2011 GAME-BY-GAME REGULAR-SEASON STATISTICS (JAGUARS)

DATE	OPPONENT	P/S	PASSING										RUSHING				W/L	SCORE	
			ATT	CMP	YDS	PCT	Y/A	Y/C	TD	INT	LG	SK/YD	RATE	ATT	YDS	LG			TD
09/11	Titans		DID NOT PLAY																
09/18	at Jets	P	6	5	52	83.3	8.7	10.4	0	0	14	1/10	102.8	1	1	1	0	L	16-14
09/25	at Panthers	S	21	12	139	57.1	6.6	11.6	1	1	36t	2/10	73.3	4	2	2	0	L	10-16
10/02	Saints	S	42	16	196	38.1	4.7	12.3	1	1	47	3/26	51.3	2	14	12	0	L	10-23
10/09	Bengals	S	28	15	221	53.6	7.9	14.7	1	0	74t	3/21	91.5	5	11	6	0	L	20-30
10/16	at Steelers	S	26	12	109	46.2	4.2	9.1	1	0	21	5/33	70.8	3	16	10	0	L	13-17
10/24	Ravens	S	20	9	93	45.0	4.7	10.3	0	0	24	4/20	59.0	5	-1	2	0	W	12-7
10/30	at Texans	S	30	10	97	33.3	3.2	9.7	1	2	21	1/7	26.7	4	14	11	0	L	14-24
11/13	at Colts	S	21	14	118	66.7	5.6	8.4	1	1	19	2/8	77.1	6	8	5	0	W	17-3
11/20	at Browns	S	41	22	210	53.7	5.1	9.5	0	0	28	1/15	68.1	2	10	6	0	L	10-14
11/27	Texans	S	29	13	136	44.8	4.7	10.5	0	1	31	6/35	44.6	1	1	1	0	L	13-20
12/05	Chargers	S	33	19	195	57.6	5.9	10.3	2	1	48	2/18	82.3	6	19	5	0	L	14-38
12/11	Buccaneers	S	33	19	217	57.6	6.6	11.4	2	2	62	1/8	72.4	4	-3	0	0	W	41-14
12/15	at Falcons	S	22	12	141	54.5	6.4	11.8	1	1	22	5/50	70.5	1	5	5	0	L	14-41
12/24	at Titans	S	42	21	198	50.0	4.7	9.4	0	1	22	1/11	53.5	1	4	4	0	L	17-23
01/01	Colts	S	19	11	92	57.9	4.8	8.4	1	0	23t	3/21	88.0	3	-3	-1	0	W	19-13
<b>2011 TOTALS</b>		<b>15-14</b>	<b>413</b>	<b>210</b>	<b>2,214</b>	<b>50.8</b>	<b>5.4</b>	<b>10.5</b>	<b>12</b>	<b>11</b>	<b>74T</b>	<b>40/293</b>	<b>65.4</b>	<b>48</b>	<b>98</b>	<b>12</b>	<b>0</b>	<b>5-11</b>	



**2012 GAME-BY-GAME REGULAR-SEASON STATISTICS (JAGUARS)**

DATE	OPPONENT	P/S	PASSING											RUSHING				W/L	SCORE
			ATT	CMP	YDS	PCT	Y/A	Y/C	TD	INT	LG	SK/YD	RATE	ATT	YDS	LG	TD		
09/09	at Vikings	S	39	23	260	59.0	6.7	11.3	2	0	39t	2/18	96.1	5	6	4	0	L	23-26+
09/16	Texans	S	19	7	53	36.8	2.8	7.6	1	0	32	3/24	62.8	1	5	5	0	L	7-27
09/23	at Colts	S	21	10	155	47.6	7.4	15.5	1	0	80t	1/7	88.4	2	11	9	0	W	22-17
09/30	Bengals	S	34	23	186	67.6	5.5	8.1	1	1	23	6/43	78.8	3	19	9	0	L	10-27
10/07	Bears	S	33	17	142	51.5	4.3	8.4	0	2	34	3/13	37.7	2	1	2	0	L	3-41
10/21	at Raiders	S	12	8	110	66.7	9.2	13.8	1	0	42t	0/0	123.6	0	0	0	0	L	23-26+
10/28	at Packers	S	49	27	303	55.1	6.2	11.2	1	0	36	2/24	80.6	1	0	0	0	L	15-24
11/04	Lions	S	38	27	220	71.1	5.8	8.1	2	2	25	1/5	81.0	3	4	2	0	L	14-31
11/08	Colts	S	31	18	209	58.1	6.7	11.6	0	1	52	3/24	65.1	1	10	10	0	L	10-27
11/18	at Texans	S	2	2	24	100.0	12.0	12.0	0	0	15	1/0	116.7	0	0	0	0	L	37-43+
<b>2012 TOTALS</b>		<b>10-10</b>	<b>278</b>	<b>162</b>	<b>1,662</b>	<b>58.3</b>	<b>6.0</b>	<b>10.3</b>	<b>9</b>	<b>6</b>	<b>80T</b>	<b>22/158</b>	<b>77.4</b>	<b>18</b>	<b>56</b>	<b>10</b>	<b>0</b>	<b>1-9</b>	

+ - Overtime

**2013 GAME-BY-GAME REGULAR-SEASON STATISTICS (JAGUARS)**

DATE	OPPONENT	P/S	PASSING											RUSHING				W/L	SCORE
			ATT	CMP	YDS	PCT	Y/A	Y/C	TD	INT	LG	SK/YD	RATE	ATT	YDS	LG	TD		
09/08	Chiefs	S	35	16	121	45.7	3.5	7.6	0	2	18	6/50	30.8	4	16	7	0	L	2-28
09/15	at Raiders																	L	9-19
09/22	at Seahawks																	L	17-45
09/29	Colts	S	32	17	179	53.1	5.6	10.5	0	3	31	4/14	30.6	2	10	5	0	L	3-37
10/06	at Rams	S	19	9	181	47.4	9.5	20.1	1	2	67t	2/3	59.2	3	6	4	0	L	20-34
10/13	at Broncos																	L	19-35
10/20	Chargers																	L	6-24
10/27	49ers																	L	10-42
11/10	at Titans																	W	29-27
11/17	Cardinals																	L	14-27
11/24	at Texans																	W	13-6
12/01	at Browns																	W	32-28
12/05	Texans																	W	27-20
12/15	Bills																	L	20-27
12/22	Titans																	L	16-20
12/29	at Colts																	L	10-30
<b>2013 TOTALS</b>		<b>3-3</b>	<b>86</b>	<b>42</b>	<b>481</b>	<b>48.8</b>	<b>5.6</b>	<b>11.5</b>	<b>1</b>	<b>7</b>	<b>67T</b>	<b>12/67</b>	<b>36.0</b>	<b>9</b>	<b>32</b>	<b>7</b>	<b>0</b>	<b>4-12</b>	

**2014 GAME-BY-GAME REGULAR-SEASON STATISTICS (49ERS)**

DATE	OPPONENT	P/S	PASSING											RUSHING				W/L	SCORE	
			ATT	CMP	YDS	PCT	Y/A	Y/C	TD	INT	LG	SK/YD	RATE	ATT	YDS	LG	TD			
09/07	at Cowboys																		W	28-17
09/14	Bears																		L	20-28
09/21	at Cardinals																		L	14-23
09/28	Eagles																		W	26-21
10/05	Chiefs																		W	22-17
10/13	at Rams																		W	31-17
10/19	at Broncos	P	7	3	38	42.9	5.4	12.7	1	0	20t	0/0	100.0	1	5	5	0	L	17-42	
11/02	Rams																		L	10-13
11/09	at Saints																		W	27-24+
11/16	at Giants																		W	16-10
11/23	Redskins																		W	17-13
11/27	Seahawks																		L	3-19
12/07	at Raiders																		L	13-24
12/14	at Seahawks																		L	7-17
12/20	Chargers																		L	35-38+
12/28	Cardinals																		W	20-17
<b>2014 TOTALS</b>		<b>1-0</b>	<b>7</b>	<b>3</b>	<b>38</b>	<b>42.9</b>	<b>5.4</b>	<b>12.7</b>	<b>1</b>	<b>0</b>	<b>20T</b>	<b>0/0</b>	<b>100.0</b>	<b>1</b>	<b>5</b>	<b>5</b>	<b>0</b>	<b>8-8</b>		

+ - Overtime





2015 GAME-BY-GAME REGULAR-SEASON STATISTICS (49ERS)

DATE	OPPONENT	P/S	PASSING										RUSHING				W/L	SCORE				
			ATT	CMP	YDS	PCT	Y/A	Y/C	TD	INT	LG	SK/YD	RATE	ATT	YDS	LG			TD			
09/14	Vikings																				W	20-3
09/20	at Steelers																				L	18-43
09/27	at Cardinals																				L	7-47
10/04	Packers																				L	3-17
10/11	at Giants																				L	27-30
10/18	Ravens																				W	25-20
10/22	Seahawks																				L	3-20
11/01	at Rams																				L	6-27
11/08	Falcons	S	25	15	185	60.0	7.4	12.3	2	2	41	0/0	76.2	8	32	10	0			W	17-16	
11/22	at Seahawks	S	34	22	264	64.7	7.8	12.0	1	0	36	2/17	98.2	4	22	10	0			L	13-29	
11/29	Cardinals	S	36	25	318	69.4	8.8	12.7	1	1	48	2/17	94.4	1	11	11	0			L	13-19	
12/06	at Bears	S	32	18	196	56.3	6.1	10.9	1	0	71t	4/26	84.9	6	75	44t	1			W	26-20+	
12/13	at Browns	S	28	18	194	64.3	6.9	10.8	1	0	24	9/44	96.4	3	19	11	0			L	10-24	
12/20	Bengals	S	50	30	295	60.0	5.9	9.8	1	3	29	4/32	58.3	2	10	6	0			L	14-24	
12/27	at Lions	S	33	22	225	66.7	6.8	10.2	2	0	38	3/24	106.2	1	9	9	0			L	17-32	
01/03	Rams	S	44	28	354	63.6	8.0	12.6	1	1	44	1/4	86.7	7	7	9	0			W	19-16+	
<b>2015 TOTALS</b>		<b>8-8</b>	<b>282</b>	<b>178</b>	<b>2,031</b>	<b>63.1</b>	<b>7.2</b>	<b>11.4</b>	<b>10</b>	<b>7</b>	<b>71T</b>	<b>25/164</b>	<b>86.2</b>	<b>32</b>	<b>185</b>	<b>44T</b>	<b>1</b>			<b>5-11</b>		

+ - Overtime

2016 GAME-BY-GAME REGULAR-SEASON STATISTICS (49ERS)

DATE	OPPONENT	P/S	PASSING										RUSHING				W/L	SCORE				
			ATT	CMP	YDS	PCT	Y/A	Y/C	TD	INT	LG	SK/YD	RATE	ATT	YDS	LG			TD			
09/12	Rams	S	35	22	170	62.9	4.9	7.7	1	0	35	0/0	84.2	9	43	11	0			W	28-0	
09/18	at Panthers	S	36	17	243	47.2	6.8	14.3	2	2	75t	2/6	64.9	3	10	6	1			L	27-46	
09/25	at Seahawks	S	25	14	119	56.0	4.8	8.5	0	1	20	0/0	51.9	5	22	10	0			L	18-37	
10/02	Cowboys	S	23	16	196	69.6	8.5	12.3	1	1	33t	1/7	91.9	12	27	7	0			L	17-24	
10/06	Cardinals	S	31	18	162	58.1	5.2	9.0	1	2	24	7/27	56.1	10	70	24	1			L	21-33	
10/16	at Bills																				L	16-45
10/23	Buccaneers																				L	17-34
11/06	Saints																				L	23-41
11/13	at Cardinals																				L	20-23
11/20	Patriots																				L	17-30
11/27	at Dolphins																				L	24-31
12/04	at Bears	P	10	4	35	40.0	3.5	8.8	0	0	18	1/8	50.0	1	1	1	0			L	6-26	
12/11	Jets																				L	17-23+
12/18	at Falcons																				L	13-41
12/24	at Rams																				W	22-21
01/01	Seahawks																				L	23-25
<b>2016 TOTALS</b>		<b>6-5</b>	<b>160</b>	<b>91</b>	<b>925</b>	<b>56.9</b>	<b>5.8</b>	<b>10.2</b>	<b>5</b>	<b>6</b>	<b>75T</b>	<b>11/48</b>	<b>68.4</b>	<b>40</b>	<b>173</b>	<b>24</b>	<b>2</b>			<b>2-14</b>		

+ - Overtime

2017 GAME-BY-GAME REGULAR-SEASON STATISTICS (CARDINALS)

DATE	OPPONENT	P/S	PASSING										RUSHING				W/L	SCORE				
			ATT	CMP	YDS	PCT	Y/A	Y/C	TD	INT	LG	SK/YD	RATE	ATT	YDS	LG			TD			
09/10	at Lions																				L	23-35
09/17	at Colts																				W	16-13+
09/25	Cowboys																				L	17-28
10/01	49ers																				W	18-15+
10/08	at Eagles																				L	7-34
10/15	Buccaneers																				W	38-33
10/22	at Rams																				L	0-33
11/05	at 49ers																				W	20-10
11/09	Seahawks																				L	16-22
11/19	at Texans	S	34	22	257	64.7	7.6	11.7	3	2	28t	2/13	92.4	3	13	12	0			L	21-31	
11/26	Jaguars	S	38	22	241	57.9	6.3	11.0	2	1	52t	1/5	83.3	6	17	9	0			W	27-24	
12/03	Rams	S	32	18	221	56.3	6.9	12.3	1	2	27	7/34	62.1	3	12	5	0			L	16-32	
12/10	Titans	S	26	17	178	65.4	6.8	10.5	0	0	23	8/53	85.1	4	12	11	0			W	12-7	
12/17	at Redskins	S	41	16	189	39.0	4.6	11.8	0	1	46	5/44	43.6	6	28	10	0			L	15-20	
12/24	Giants																				W	23-0
12/31	at Seahawks																				W	26-24
<b>2017 TOTALS</b>		<b>5-5</b>	<b>171</b>	<b>95</b>	<b>1,086</b>	<b>55.6</b>	<b>6.4</b>	<b>11.4</b>	<b>6</b>	<b>6</b>	<b>52T</b>	<b>23/149</b>	<b>71.9</b>	<b>22</b>	<b>82</b>	<b>12</b>	<b>0</b>			<b>8-8</b>		

+ - Overtime



2018 GAME-BY-GAME REGULAR-SEASON STATISTICS (TITANS)

DATE	OPPONENT	P/S	PASSING											RUSHING				W/L	SCORE
			ATT	CMP	YDS	PCT	Y/A	Y/C	TD	INT	LG	SK/YD	RATE	ATT	YDS	LG	TD		
09/09	at Dolphins	P	22	11	117	50.0	5.3	10.6	0	1	18	0/0	47.0	0	0	0	0	L	20-27
09/16	Texans	S	20	13	117	65.0	5.9	9.0	1	0	18t	1/8	97.3	2	2	1	0	W	20-17
09/23	at Jaguars	S	3	1	8	33.3	2.7	8.0	0	0	8	2/17	42.4	0	0	0	0	W	9-6
09/30	Eagles								INACTIVE								W	26-23+	
10/07	at Bills								DID NOT PLAY								L	12-13	
10/14	Ravens								DID NOT PLAY								L	0-21	
10/21	at Chargers								DID NOT PLAY								L	19-20	
11/05	at Cowboys								DID NOT PLAY								W	28-14	
11/11	Patriots								DID NOT PLAY								W	34-10	
11/18	at Colts	P	16	11	118	68.8	7.4	10.7	1	1	28	1/8	84.9	0	0	0	0	L	10-38
11/26	at Texans								DID NOT PLAY								L	17-34	
12/02	Jets	P	0	0	0	0.0	0.0	0.0	0	0	0	0/0	0.0	1	-1	-1	0	W	26-22
12/06	Jaguars								DID NOT PLAY								W	30-9	
12/16	at Giants	P	0	0	0	0.0	0.0	0.0	0	0	0	0/0	0.0	3	-1	0	0	W	17-0
12/22	Redskins	P	11	7	101	63.6	9.2	14.4	1	0	35	1/4	123.7	0	0	0	0	W	25-16
12/30	Colts	S	29	18	165	62.1	5.7	9.2	1	2	22t	0/0	60.3	0	0	0	0	L	17-33
<b>2018 TOTALS</b>		<b>8-3</b>	<b>101</b>	<b>61</b>	<b>626</b>	<b>60.4</b>	<b>6.2</b>	<b>10.3</b>	<b>4</b>	<b>4</b>	<b>35</b>	<b>5/37</b>	<b>74.9</b>	<b>6</b>	<b>0</b>	<b>1</b>	<b>0</b>	<b>9-7</b>	

+ - Overtime

2019 GAME-BY-GAME REGULAR-SEASON STATISTICS (BUCCANEERS)

DATE	OPPONENT	P/S	PASSING											RUSHING				W/L	SCORE
			ATT	CMP	YDS	PCT	Y/A	Y/C	TD	INT	LG	SK/YD	RATE	ATT	YDS	LG	TD		
09/08	49ers								INACTIVE								L	17-31	
09/12	at Panthers								INACTIVE								W	20-14	
09/22	Giants								INACTIVE								L	31-32	
09/29	at Rams								DID NOT PLAY								W	55-40	
10/06	at Saints								DID NOT PLAY								L	24-31	
10/13	Panthers								DID NOT PLAY								L	26-37	
10/27	at Titans								DID NOT PLAY								L	23-27	
11/03	at Seahawks								RESERVE/INJURED								L	34-40+	
11/10	Cardinals								RESERVE/INJURED								W	30-27	
11/17	Saints								RESERVE/INJURED								L	17-34	
11/24	at Falcons								RESERVE/INJURED								W	35-22	
12/01	at Jaguars								RESERVE/INJURED								W	28-11	
12/08	Colts								RESERVE/INJURED								W	38-35	
12/15	at Lions								RESERVE/INJURED								W	38-17	
12/21	Texans								RESERVE/INJURED								L	20-23	
12/29	Falcons								RESERVE/INJURED								L	22-28+	
<b>2019 TOTALS</b>		<b>0-0</b>	<b>0</b>	<b>0</b>	<b>0</b>	<b>0.0</b>	<b>0.0</b>	<b>0.0</b>	<b>0</b>	<b>0</b>	<b>0</b>	<b>0/0</b>	<b>0.0</b>	<b>0</b>	<b>0</b>	<b>0</b>	<b>0</b>	<b>7-9</b>	

+ - Overtime

2020 GAME-BY-GAME REGULAR-SEASON STATISTICS (BUCCANEERS)

DATE	OPPONENT	P/S	PASSING											RUSHING				W/L	SCORE
			ATT	CMP	YDS	PCT	Y/A	Y/C	TD	INT	LG	SK/YD	RATE	ATT	YDS	LG	TD		
09/13	at Saints								RESERVE/INJURED								L	23-34	
09/20	Panthers								DID NOT PLAY								W	31-17	
09/27	at Broncos								DID NOT PLAY								W	28-10	
10/04	Chargers								DID NOT PLAY								W	38-31	
10/08	at Bears								DID NOT PLAY								L	19-20	
10/18	Packers	P	1	0	0	0.0	0.0	0.0	0	0	0	0/0	39.6	3	2	2	0	W	38-10
10/25	at Raiders								DID NOT PLAY								W	45-20	
11/02	at Giants								DID NOT PLAY								W	25-23	
11/08	Saints	P	0	0	0	0.0	0.0	0.0	0	0	0	0/0	0.0	1	-1	-1	0	L	3-38
11/15	at Panthers	P	0	0	0	0.0	0.0	0.0	0	0	0	0/0	0.0	3	0	0	0	W	46-23
11/23	Rams								DID NOT PLAY								L	24-27	
11/29	Chiefs								DID NOT PLAY								L	24-27	
12/13	Vikings								DID NOT PLAY								W	26-14	
12/20	at Falcons								DID NOT PLAY								W	31-27	
12/26	at Lions	P	15	9	143	60.0	9.5	15.9	2	0	35	1/7	131.4	2	15	16	0	W	47-7
01/03	Falcons								DID NOT PLAY								W	44-27	
<b>2020 TOTALS</b>		<b>4-0</b>	<b>16</b>	<b>9</b>	<b>143</b>	<b>56.3</b>	<b>8.9</b>	<b>15.9</b>	<b>2</b>	<b>0</b>	<b>35</b>	<b>1/7</b>	<b>125.8</b>	<b>9</b>	<b>16</b>	<b>16</b>	<b>0</b>	<b>11-5</b>	



2021 GAME-BY-GAME REGULAR-SEASON STATISTICS (BUCCANEERS)

DATE	OPPONENT	P/S	PASSING											RUSHING				W/L	SCORE	
			ATT	CMP	YDS	PCT	Y/A	Y/C	TD	INT	LG	SK/YD	RATE	ATT	YDS	LG	TD			
09/09	Cowboys																		W	31-29
09/19	Falcons	P	0	0	0	0.0	0.0	0.0	0	0	0	0/0	0.0	3	-3	-1	0	W	48-25	
09/26	at Rams																	L	24-34	
10/03	at Patriots																	W	19-17	
10/10	Dolphins	P	3	3	41	100.0	13.7	13.7	0	0	23	0/0	118.8	3	-1	0	0	W	45-17	
10/14	at Eagles																	W	28-22	
10/24	Bears	P	3	2	15	66.7	5.0	7.5	0	0	15	0/0	78.5	0	0	0	0	W	38-3	
10/31	at Saints																	L	27-36	
11/14	at Football Team																	L	19-29	
11/22	Giants	P	2	2	11	100.0	5.5	5.5	0	0	8	1/10	89.6	2	-2	-1	0	W	30-10	
11/28	at Colts																	W	38-31	
12/05	at Falcons																	W	30-17	
12/12	Bills																	W	33-27+	
12/19	Saints																	L	0-9	
12/26	at Panthers	P	1	0	0	0.0	0.0	0.0	0	0	0	0/0	39.6	0	0	0	0	W	32-6	
01/02	at Jets																	W	28-24	
01/09	Panthers	P	2	0	0	0.0	0.0	0.0	0	0	0	0/0	39.6	1	-1	-1	0	W	41-17	
<b>2021 TOTALS</b>		<b>6-0</b>	<b>11</b>	<b>7</b>	<b>67</b>	<b>63.6</b>	<b>6.1</b>	<b>9.6</b>	<b>0</b>	<b>0</b>	<b>23</b>	<b>1/10</b>	<b>80.5</b>	<b>9</b>	<b>-7</b>	<b>0</b>	<b>0</b>	<b>13-4</b>		

+ - Overtime

2022 GAME-BY-GAME REGULAR-SEASON STATISTICS (BUCCANEERS)

DATE	OPPONENT	P/S	PASSING											RUSHING				W/L	SCORE
			ATT	CMP	YDS	PCT	Y/A	Y/C	TD	INT	LG	SK/YD	RATE	ATT	YDS	LG	TD		
09/11	at Cowboys																	W	19-3
09/18	at Saints																	W	20-10
09/25	Packers																	L	12-14
10/02	Chiefs																	L	31-41
10/09	Falcons																	W	21-15
10/16	at Steelers																	L	18-20
10/23	at Panthers																	L	3-21
10/27	Ravens																	L	22-27
11/06	Rams																	W	16-13
11/13	Seahawks																	W	21-16
11/27	at Browns																	L	17-23+
12/05	Saints																	W	17-16
12/11	at 49ers																	L	7-35
12/18	Bengals																	L	23-34
12/25	at Cardinals																	W	19-16+
01/01	Panthers																	W	30-24
01/08	at Falcons	P	8	6	29	75.0	3.6	4.8	1	0	13	0/0	119.3	0	0	0	0	L	17-30
<b>2022 TOTALS</b>		<b>1-0</b>	<b>8</b>	<b>6</b>	<b>29</b>	<b>75.0</b>	<b>3.6</b>	<b>4.8</b>	<b>1</b>	<b>0</b>	<b>13</b>	<b>0/0</b>	<b>119.3</b>	<b>0</b>	<b>0</b>	<b>0</b>	<b>0</b>	<b>8-9</b>	

+ - Overtime

2023 GAME-BY-GAME REGULAR-SEASON STATISTICS (CHIEFS)

DATE	OPPONENT	P/S	PASSING											RUSHING				W/L	SCORE
			ATT	CMP	YDS	PCT	Y/A	Y/C	TD	INT	LG	SK/YD	RATE	ATT	YDS	LG	TD		
09/07	Lions																	L	20-21
09/17	at Jaguars																	W	17-9
09/24	Bears	P	5	3	31	60.0	6.2	10.3	0	2	15	0/0	38.3	2	-1	0	0	W	41-10
10/01	at Jets																	W	23-20
10/08	at Vikings																	W	27-20
10/12	Broncos																	W	19-8
<b>2023 TOTALS</b>		<b>1-0</b>	<b>5</b>	<b>3</b>	<b>31</b>	<b>60.0</b>	<b>6.2</b>	<b>10.3</b>	<b>0</b>	<b>2</b>	<b>15</b>	<b>0/0</b>	<b>38.3</b>	<b>2</b>	<b>-1</b>	<b>0</b>	<b>0</b>	<b>5-1</b>	

2020 GAME-BY-GAME POSTSEASON STATISTICS (BUCCANEERS)

DATE	OPPONENT	P/S	PASSING											RUSHING				W/L	SCORE
			ATT	CMP	YDS	PCT	Y/A	Y/C	TD	INT	LG	SK/YD	RATE	ATT	YDS	LG	TD		
01/09	at Football Team																	W	31-23
01/17	at Saints																	W	30-20
01/24	at Packers																	W	31-26
02/07	Chiefs																	W	31-9
<b>2020 TOTALS</b>		<b>0-0</b>	<b>0</b>	<b>0</b>	<b>0</b>	<b>0.0</b>	<b>0.0</b>	<b>0.0</b>	<b>0</b>	<b>0</b>	<b>0</b>	<b>0/0</b>	<b>0.0</b>	<b>0</b>	<b>0</b>	<b>0</b>	<b>0</b>	<b>4-0</b>	

2021 GAME-BY-GAME POSTSEASON STATISTICS (BUCCANEERS)

DATE	OPPONENT	P/S	PASSING											RUSHING				W/L	SCORE
			ATT	CMP	YDS	PCT	Y/A	Y/C	TD	INT	LG	SK/YD	RATE	ATT	YDS	LG	TD		
01/16	Eagles																	W	31-15
01/23	Rams																	L	27-30
<b>2021 TOTALS</b>		<b>0-0</b>	<b>0</b>	<b>0</b>	<b>0</b>	<b>0.0</b>	<b>0.0</b>	<b>0.0</b>	<b>0</b>	<b>0</b>	<b>0</b>	<b>0/0</b>	<b>0.0</b>	<b>0</b>	<b>0</b>	<b>0</b>	<b>0</b>	<b>1-1</b>	



2022 GAME-BY-GAME POSTSEASON STATISTICS (BUCCANEERS)

**PASSING**

**RUSHING**

DATE	OPPONENT	P/S	ATT	CMP	YDS	PCT	Y/A	Y/C	TD	INT	LG	SK/YD	RATE	ATT	YDS	LG	TD	W/L	SCORE	
01/16	Cowboys		DID NOT PLAY																L	14-31
<b>2022 TOTALS</b>		<b>0-0</b>	<b>0</b>	<b>0</b>	<b>0</b>	<b>0.0</b>	<b>0.0</b>	<b>0.0</b>	<b>0</b>	<b>0</b>	<b>0</b>	<b>0/0</b>	<b>0.0</b>	<b>0</b>	<b>0</b>	<b>0</b>	<b>0</b>	<b>0-1</b>		





# WILLIE GAY



**LINEBACKER #50**  
**MISSISSIPPI STATE**

**4TH** YEAR IN THE NFL

**4TH** YEAR WITH THE CHIEFS

**HEIGHT:** 6'1"  
**WEIGHT:** 243 LBS  
**DRAFTED:** D2-20  
**BIRTHDAY:** 2/15/98

- Fourth-year linebacker enters his fourth season with the Chiefs in 2023.
- Originally entered the NFL as a second-round pick (63rd overall) by the Chiefs in the 2020 NFL Draft.

### Career Highlights:

- Scored his first defensive touchdown in Week 14 of the 2022 season at Denver on a 47-yard interception.
- Tallied his second interception in back-to-back games. The second one coming against Giants QB Daniel Jones and

returning it 13 yards, marking the first time in his career that he has recorded back-to-back games with an interception. The last linebacker in a Chiefs uniform to record INTs in back-to-back games was Derrick Johnson, accomplishing the feat during the 2013 season (at Washington, 12/8/13; at Oakland, 12/15/13).

### Transactions:

Originally entered the NFL as a second-round pick (63rd overall) by the Kansas City Chiefs in the 2020 NFL Draft.

## COLLEGE

Appeared in 31 games (six starts) at Mississippi State tallying 99 tackles (46 solo), 11.0 tackles for loss, 6.0 sacks, three interceptions, seven passes defensed, two forced fumbles and three fumble recoveries for his career ... Recorded either an interception, forced fumble or fumble recovery in seven of his last nine games played ... During his junior season, finished with 28 tackles and 3.5 tackles for loss ... Forced a fumble, recovered two fumbles and returned an interception 52 yards for a touchdown ... As a junior, appeared in all 13 games and earned six starts, set a career high with 48 total tackles, ranking sixth on the team and added 5.5 tackles for loss and 5.0 sacks, setting career highs in both ... Appeared in all 13 contests as a true freshman, seeing playing time on special teams and as a back-up linebacker.

## PERSONAL

- A local product out of Starkville High School who helped lead the Yellowjackets to the 2015 Class 6A state title.
- Collected 83 tackles, including nine tackles for loss as a senior.
- As a junior in 2015, earned second-team All-State honors after tallying 84 tackles, 17 tackles for loss, nine pass breakups, 6.0 sacks, four interceptions and two forced fumbles.
- Also played quarterback at times, including rushing for 325 yards and five scores in a win over Warren Central in October.
- 2016 Clarion-Ledger Dandy Dozen and one of 15 semifinalists for the high school Butkus Award.
- Invited and played in the 2017 U.S. Army All-American Bowl, recording one tackle for the East squad.
- Became the first Starkville High player to rush for over 300 yards in a game since 1994.
- Scored nine touchdowns in the final two weeks of the season.
- Finished with seven tackles and two pass breakups in the Mississippi-Alabama All-Star Game in December.
- Hometown: Starkville, Miss.

## WILLIE GAY'S NFL REGULAR SEASON DEFENSIVE STATISTICS

DATE	TEAM	GP	GS	TACKLES						QBH	INTERCEPTIONS				O. FUMB				ST				MISC					
				TK	S	A	TFL	YDS	SK		YDS	NO	YDS	LG	TD	PD	FF	FR	TD	YDS	TK	S	A	FF	FR	S	A	
2020	Chiefs	16	8	37	27	10	3	9	1.0	1.0	1	0	0	0	0	3	1	0	0	0	2	2	0	0	0	0	0	
2021	Chiefs	12	11	48	26	22	1	0	0.5	3.5	1	2	14	13	0	4	0	0	0	0	0	0	0	0	0	0	0	
2022	Chiefs	13	13	88	51	37	9	24	2.5	8.0	4	1	47	47t	1	8	0	1	0	0	0	0	0	0	0	0	0	
2023	Chiefs	6	6	23	16	7	0	0	0.0	0.0	2	0	0	0	0	2	0	2	0	1	0	0	0	0	0	0	0	
<b>NFL TOTALS</b>		<b>47</b>	<b>38</b>	<b>196</b>	<b>120</b>	<b>76</b>	<b>13</b>	<b>33</b>	<b>4.0</b>	<b>12.5</b>	<b>8</b>	<b>3</b>	<b>61</b>	<b>47T</b>	<b>1</b>	<b>17</b>	<b>1</b>	<b>3</b>	<b>0</b>	<b>1</b>	<b>2</b>	<b>2</b>	<b>0</b>	<b>0</b>	<b>0</b>	<b>0</b>	<b>0</b>	<b>0</b>



WILLIE GAY'S NFL POSTSEASON DEFENSIVE STATISTICS

DATE	TEAM	GP	GS	TACKLES							INTERCEPTIONS					O. FUMB				ST				MISC		
				TK	S	A	TFL	YDS	SK	YDS	QBH	NO	YDS	LG	TD	PD	FF	FR	TD	YDS	TK	S	A	FF	FR	S
2020	Chiefs	0	0	0	0	0	0	0	0.0	0.0	0	0	0	0	0	0	0	0	0	0	0	0	0	0	0	0
2021	Chiefs	3	3	11	7	4	1	2	0.0	0.0	1	0	0	0	0	2	1	0	0	0	0	0	0	0	0	
2022	Chiefs	3	3	9	6	3	2	2	0.5	3.0	1	0	0	0	0	0	0	0	0	0	0	0	0	0	0	
<b>NFL TOTALS</b>		<b>6</b>	<b>6</b>	<b>20</b>	<b>13</b>	<b>7</b>	<b>3</b>	<b>4</b>	<b>0.5</b>	<b>3.0</b>	<b>2</b>	<b>0</b>	<b>0</b>	<b>0</b>	<b>0</b>	<b>2</b>	<b>1</b>	<b>0</b>	<b>0</b>	<b>0</b>	<b>0</b>	<b>0</b>	<b>0</b>	<b>0</b>	<b>0</b>	

SINGLE-GAME HIGHS: DEFENSIVE

<b>Total Tackles</b>	11 at L.A. Chargers, Nov 20, 2022 11 vs. L.A. Chargers, Sep 15, 2022 9 vs. Seattle, Dec 24, 2022 9 vs. N.Y. Giants, Nov 01, 2021 ...1 more at 9.	<b>Fumble Recoveries</b>	1 vs. Denver, Oct 12, 2023 1 vs. Chicago, Sep 24, 2023 1 at Houston, Dec 18, 2022
<b>Solo Tackles</b>	7 at L.A. Chargers, Nov 20, 2022 7 vs. Atlanta, Dec 27, 2020 6 vs. Jacksonville, Nov 13, 2022 6 vs. L.A. Chargers, Sep 15, 2022 5 vs. Denver, Oct 12, 2023 ...4 more at 5.	<b>Tackles For Loss</b>	2 at L.A. Chargers, Nov 20, 2022 2 vs. L.A. Chargers, Sep 15, 2022 1 vs. Seattle, Dec 24, 2022 1 at Denver, Dec 11, 2022 ...7 more at 1.
<b>Sacks</b>	1.0 at L.A. Chargers, Nov 20, 2022 1.0 vs. Jacksonville, Nov 13, 2022 1.0 vs. Las Vegas, Oct 11, 2020 0.5 at San Francisco, Oct 23, 2022 ...1 more at 0.5.	<b>Interceptions</b>	1 at Denver, Dec 11, 2022 1 vs. N.Y. Giants, Nov 01, 2021 1 at Tennessee, Oct 24, 2021
<b>Passes Defensed</b>	2 vs. Seattle, Dec 24, 2022 2 vs. L.A. Chargers, Sep 15, 2022 2 at Denver, Oct 25, 2020 1 vs. Denver, Oct 12, 2023 ...10 more at 1.	<b>Interception Return Yards</b>	13 vs. N.Y. Giants, Nov 01, 2021 1 at Tennessee, Oct 24, 2021
<b>Forced Fumbles</b>	1 vs. Atlanta, Dec 27, 2020	<b>Special Teams Tackles</b>	1 at Tampa Bay, Nov 29, 2020 1 vs. Houston, Sep 10, 2020

SINGLE-GAME HIGHS - POSTSEASON: DEFENSIVE

<b>Total Tackles</b>	8 at Philadelphia, Feb 12, 2023 5 vs. Cincinnati, Jan 30, 2022 4 vs. Buffalo, Jan 23, 2022 2 vs. Pittsburgh, Jan 16, 2022 1 vs. Cincinnati, Jan 29, 2023	<b>Forced Fumbles</b>	1 vs. Pittsburgh, Jan 16, 2022
<b>Solo Tackles</b>	6 at Philadelphia, Feb 12, 2023 3 vs. Cincinnati, Jan 30, 2022 2 vs. Buffalo, Jan 23, 2022 2 vs. Pittsburgh, Jan 16, 2022	<b>Tackles For Loss</b>	2 at Philadelphia, Feb 12, 2023 1 vs. Cincinnati, Jan 30, 2022
<b>Passes Defensed</b>	2 vs. Cincinnati, Jan 30, 2022		

2020 GAME-BY-GAME REGULAR-SEASON STATISTICS (CHIEFS)

DATE	OPPONENT	P/S	TACKLES							INTERCEPTIONS					O. FUMB				ST				MISC		W/L	SCORE					
			TK	S	A	SK	YDS	TFL	YDS	QBH	NO	YDS	LG	TD	PD	FF	FR	TD	YDS	TK	S	A	FF	FR			S	A			
09/10	Texans	P	0	0	0	0.0	0.0	0	0	0	0	0	0	0	0	0	0	0	0	1	1	0	0	0	0	0	W	34-20			
09/20	at Chargers	P	1	0	1	0.0	0.0	0	0	0	0	0	0	0	0	0	0	0	0	0	0	0	0	0	0	0	W	23-20+			
09/28	at Ravens	P	0	0	0	0.0	0.0	0	0	0	0	0	0	0	0	0	0	0	0	0	0	0	0	0	0	0	W	34-20			
10/05	Patriots	S	2	1	1	0.0	0.0	0	0	0	0	0	0	0	0	0	0	0	0	0	0	0	0	0	0	0	W	26-10			
10/11	Raiders	S	6	5	1	1.0	1.0	1	1	1	0	0	0	0	0	0	0	0	0	0	0	0	0	0	0	L	32-40				
10/19	at Bills	P	1	1	0	0.0	0.0	0	0	0	0	0	0	0	0	0	0	0	0	0	0	0	0	0	0	0	W	26-17			
10/25	at Broncos	S	4	3	1	0.0	0.0	1	1	0	0	0	0	0	0	2	0	0	0	0	0	0	0	0	0	0	W	43-16			
11/01	Jets	S	1	1	0	0.0	0.0	0	0	0	0	0	0	0	0	0	0	0	0	0	0	0	0	0	0	0	W	35-9			
11/08	Panthers	P	1	0	1	0.0	0.0	0	0	0	0	0	0	0	0	0	0	0	0	0	0	0	0	0	0	0	W	33-31			
11/22	at Raiders	P	5	4	1	0.0	0.0	0	0	0	0	0	0	0	0	0	0	0	0	0	0	0	0	0	0	0	W	35-31			
11/29	at Buccaneers	P	0	0	0	0.0	0.0	0	0	0	0	0	0	0	0	0	0	0	0	1	1	0	0	0	0	0	W	27-24			
12/06	Broncos	S	2	1	1	0.0	0.0	0	0	0	0	0	0	0	0	0	0	0	0	0	0	0	0	0	0	0	W	22-16			
12/13	at Dolphins	S	3	2	1	0.0	0.0	0	0	0	0	0	0	0	0	0	0	0	0	0	0	0	0	0	0	0	W	33-27			
12/20	at Saints	P	1	1	0	0.0	0.0	0	0	0	0	0	0	0	1	0	0	0	0	0	0	0	0	0	0	0	W	32-29			
12/27	Falcons	S	9	7	2	0.0	0.0	1	7	0	0	0	0	0	0	1	0	0	0	0	0	0	0	0	0	0	W	17-14			
01/03	Chargers	S	1	1	0	0.0	0.0	0	0	0	0	0	0	0	0	0	0	0	0	0	0	0	0	0	0	L	21-38				
<b>2020 TOTALS</b>		<b>16-8</b>	<b>37</b>	<b>27</b>	<b>10</b>	<b>1.0</b>	<b>1.0</b>	<b>3</b>	<b>9</b>	<b>1</b>	<b>0</b>	<b>0</b>	<b>0</b>	<b>0</b>	<b>3</b>	<b>1</b>	<b>0</b>	<b>0</b>	<b>0</b>	<b>2</b>	<b>2</b>	<b>0</b>	<b>0</b>	<b>0</b>	<b>0</b>	<b>0</b>	<b>0</b>	<b>0</b>	<b>0</b>	<b>0</b>	<b>14-2</b>

+ - Overtime



2021 GAME-BY-GAME REGULAR-SEASON STATISTICS (CHIEFS)

DATE	OPPONENT	P/S	TACKLES							INTERCEPTIONS				O. FUMB				ST				MISC		W/L	SCORE		
			TK	S	A	SK	YDS	TFL	YDS	QBH	NO	YDS	LG	TD	PD	FF	FR	TD	YDS	TK	S	A	FF			FR	S
09/12	Browns																								W	33-29	
09/19	at Ravens																								L	35-36	
09/26	Chargers																								L	24-30	
10/03	at Eagles																								W	42-30	
10/10	Bills	P	2	2	0	0.0	0.0	0	0	0	0	0	0	0	0	0	0	0	0	0	0	0	0	0	0	L	20-38
10/17	at Football Team	S	1	0	1	0.0	0.0	0	0	0	0	0	0	0	0	0	0	0	0	0	0	0	0	0	0	W	31-13
10/24	at Titans	S	2	0	2	0.0	0.0	0	0	0	1	1	1	0	1	0	0	0	0	0	0	0	0	0	0	L	3-27
11/01	Giants	S	9	5	4	0.0	0.0	0	0	0	1	13	13	0	1	0	0	0	0	0	0	0	0	0	0	W	20-17
11/07	Packers	S	2	1	1	0.0	0.0	0	0	0	0	0	0	0	0	0	0	0	0	0	0	0	0	0	0	W	13-7
11/14	at Raiders	S	4	1	3	0.0	0.0	0	0	0	0	0	0	0	0	0	0	0	0	0	0	0	0	0	0	W	41-14
11/21	Cowboys	S	5	4	1	0.0	0.0	0	0	0	0	0	0	0	0	0	0	0	0	0	0	0	0	0	0	W	19-9
12/05	Broncos	S	8	4	4	0.5	3.5	1	0	1	0	0	0	0	1	0	0	0	0	0	0	0	0	0	0	W	22-9
12/12	Raiders	S	5	3	2	0.0	0.0	0	0	0	0	0	0	0	0	0	0	0	0	0	0	0	0	0	0	W	48-9
12/16	at Chargers																								W	34-28+	
12/26	Steelers	S	5	2	3	0.0	0.0	0	0	0	0	0	0	0	0	0	0	0	0	0	0	0	0	0	0	W	36-10
01/02	at Bengals	S	2	2	0	0.0	0.0	0	0	0	0	0	0	0	0	0	0	0	0	0	0	0	0	0	0	L	31-34
01/08	at Broncos	S	3	2	1	0.0	0.0	0	0	0	0	0	0	0	1	0	0	0	0	0	0	0	0	0	0	W	28-24
<b>2021 TOTALS</b>		<b>12-11</b>	<b>48</b>	<b>26</b>	<b>22</b>	<b>0.5</b>	<b>3.5</b>	<b>1</b>	<b>0</b>	<b>1</b>	<b>2</b>	<b>14</b>	<b>13</b>	<b>0</b>	<b>4</b>	<b>0</b>	<b>0</b>	<b>0</b>	<b>0</b>	<b>0</b>	<b>0</b>	<b>0</b>	<b>0</b>	<b>0</b>	<b>0</b>	<b>12-5</b>	

+ - Overtime

2022 GAME-BY-GAME REGULAR-SEASON STATISTICS (CHIEFS)

DATE	OPPONENT	P/S	TACKLES							INTERCEPTIONS				O. FUMB				ST				MISC		W/L	SCORE		
			TK	S	A	SK	YDS	TFL	YDS	QBH	NO	YDS	LG	TD	PD	FF	FR	TD	YDS	TK	S	A	FF			FR	S
09/11	at Cardinals	S	5	2	3	0.0	0.0	0	0	0	0	0	0	0	0	0	0	0	0	0	0	0	0	0	0	W	44-21
09/15	Chargers	S	11	6	5	0.0	0.0	2	7	1	0	0	0	0	2	0	0	0	0	0	0	0	0	0	0	W	27-24
09/25	at Colts																								L	17-20	
10/02	at Buccaneers																								W	41-31	
10/10	Raiders																								W	30-29	
10/16	Bills																								L	20-24	
10/23	at 49ers	S	8	4	4	0.5	2.0	0	0	1	0	0	0	0	0	0	0	0	0	0	0	0	0	0	0	W	44-23
11/06	Titans	S	5	3	2	0.0	0.0	0	0	0	0	0	0	0	0	0	0	0	0	0	0	0	0	0	0	W	20-17+
11/13	Jaguars	S	8	6	2	1.0	0.0	1	0	1	0	0	0	0	1	0	0	0	0	0	0	0	0	0	0	W	27-17
11/20	at Chargers	S	11	7	4	1.0	6.0	2	6	1	0	0	0	0	0	0	0	0	0	0	0	0	0	0	0	W	30-27
11/27	Rams	S	5	3	2	0.0	0.0	1	0	0	0	0	0	0	0	0	0	0	0	0	0	0	0	0	0	W	26-10
12/04	at Bengals	S	5	3	2	0.0	0.0	1	5	0	0	0	0	0	1	0	0	0	0	0	0	0	0	0	0	L	24-27
12/11	at Broncos	S	5	5	0	0.0	0.0	1	4	0	1	47	47	1	1	0	0	0	0	0	0	0	0	0	0	W	34-28
12/18	at Texans	S	4	2	2	0.0	0.0	0	0	0	0	0	0	0	0	1	0	0	0	0	0	0	0	0	0	W	30-24+
12/24	Seahawks	S	9	2	7	0.0	0.0	1	2	0	0	0	0	0	2	0	0	0	0	0	0	0	0	0	0	W	24-10
01/01	Broncos	S	7	5	2	0.0	0.0	0	0	0	0	0	0	0	0	0	0	0	0	0	0	0	0	0	0	W	27-24
01/07	at Raiders	S	5	3	2	0.0	0.0	0	0	0	0	0	0	0	1	0	0	0	0	0	0	0	0	0	0	W	31-13
<b>2022 TOTALS</b>		<b>13-13</b>	<b>88</b>	<b>51</b>	<b>37</b>	<b>2.5</b>	<b>8.0</b>	<b>9</b>	<b>24</b>	<b>4</b>	<b>1</b>	<b>47</b>	<b>47T</b>	<b>1</b>	<b>8</b>	<b>0</b>	<b>1</b>	<b>0</b>	<b>0</b>	<b>0</b>	<b>0</b>	<b>0</b>	<b>0</b>	<b>0</b>	<b>0</b>	<b>14-3</b>	

+ - Overtime

2023 GAME-BY-GAME REGULAR-SEASON STATISTICS (CHIEFS)

DATE	OPPONENT	P/S	TACKLES							INTERCEPTIONS				O. FUMB				ST				MISC		W/L	SCORE		
			TK	S	A	SK	YDS	TFL	YDS	QBH	NO	YDS	LG	TD	PD	FF	FR	TD	YDS	TK	S	A	FF			FR	S
09/07	Lions	S	3	2	1	0.0	0.0	0	0	0	0	0	0	0	0	0	0	0	0	0	0	0	0	0	0	L	20-21
09/17	at Jaguars	S	2	1	1	0.0	0.0	0	0	0	0	0	0	0	0	0	0	0	0	0	0	0	0	0	0	W	17-9
09/24	Bears	S	2	1	1	0.0	0.0	0	0	0	0	0	0	0	0	1	0	0	0	0	0	0	0	0	0	W	41-10
10/01	at Jets	S	4	3	1	0.0	0.0	0	0	1	0	0	0	0	1	0	0	0	0	0	0	0	0	0	0	W	23-20
10/08	at Vikings	S	6	4	2	0.0	0.0	0	0	1	0	0	0	0	0	0	0	0	0	0	0	0	0	0	0	W	27-20
10/12	Broncos	S	6	5	1	0.0	0.0	0	0	0	0	0	0	0	1	0	1	0	1	0	0	0	0	0	0	W	19-8
<b>2023 TOTALS</b>		<b>6-6</b>	<b>23</b>	<b>16</b>	<b>7</b>	<b>0.0</b>	<b>0.0</b>	<b>0</b>	<b>0</b>	<b>2</b>	<b>0</b>	<b>0</b>	<b>0</b>	<b>0</b>	<b>2</b>	<b>0</b>	<b>2</b>	<b>0</b>	<b>1</b>	<b>0</b>	<b>0</b>	<b>0</b>	<b>0</b>	<b>0</b>	<b>0</b>	<b>5-1</b>	

2020 GAME-BY-GAME POSTSEASON STATISTICS (CHIEFS)

DATE	OPPONENT	P/S	TACKLES							INTERCEPTIONS				O. FUMB				ST				MISC		W/L	SCORE		
			TK	S	A	SK	YDS	TFL	YDS	QBH	NO	YDS	LG	TD	PD	FF	FR	TD	YDS	TK	S	A	FF			FR	S
01/17	Browns																								W	22-17	
01/24	Bills																								W	38-24	
<b>2020 TOTALS</b>			<b>0</b>	<b>0</b>	<b>0</b>	<b>0.0</b>	<b>0.0</b>	<b>0</b>	<b>0</b>	<b>0</b>	<b>0</b>	<b>0</b>	<b>0</b>	<b>0</b>	<b>0</b>	<b>0</b>	<b>0</b>	<b>0</b>	<b>0</b>	<b>0</b>	<b>0</b>	<b>0</b>	<b>0</b>	<b>0</b>	<b>0</b>	<b>2-0</b>	

2021 GAME-BY-GAME POSTSEASON STATISTICS (CHIEFS)

DATE	OPPONENT	P/S	TACKLES							INTERCEPTIONS				O. FUMB				ST				MISC		W/L	SCORE		
			TK	S	A	SK	YDS	TFL	YDS	QBH	NO	YDS	LG	TD	PD	FF	FR	TD	YDS	TK	S	A	FF			FR	S
01/16	Steelers	S	2	2	0	0.0	0.0	0	0	1	0	0	0	0	0	1	0	0	0	0	0	0	0	0	0	W	42-21
01/23	Bills	S	4	2	2	0.0	0.0	0	0	0	0	0	0	0	0	0	0	0	0	0	0	0	0	0	0	W	42-36+
01/30	Bengals	S	5	3	2	0.0	0.0	1	2	0	0	0	0	0	2	0	0	0	0	0	0	0	0	0	0	L	24-27+
<b>2021 TOTALS</b>		<b>3-3</b>	<b>11</b>	<b>7</b>	<b>4</b>	<b>0.0</b>	<b>0.0</b>	<b>1</b>	<b>2</b>	<b>1</b>	<b>0</b>	<b>0</b>	<b>0</b>	<b>0</b>	<b>2</b>	<b>1</b>	<b>0</b>	<b>0</b>	<b>0</b>	<b>0</b>	<b>0</b>	<b>0</b>	<b>0</b>	<b>0</b>	<b>0</b>	<b>2-1</b>	

+ - Overtime



2022 GAME-BY-GAME POSTSEASON STATISTICS (CHIEFS)

DATE	OPPONENT	P/S	TACKLES							INTERCEPTIONS					O. FUMB				ST				MISC		W/L	SCORE			
			TK	S	A	SK	YDS	TFL	YDS	QBH	NO	YDS	LG	TD	PD	FF	FR	TD	YDS	TK	S	A	FF	FR			S	A	
01/21	Jaguars	S	0	0	0	0.0	0.0	0	0	0	0	0	0	0	0	0	0	0	0	0	0	0	0	0	0	0	0	W	27-20
01/29	Bengals	S	1	0	1	0.5	3.0	0	0	1	0	0	0	0	0	0	0	0	0	0	0	0	0	0	0	0	W	23-20	
02/12	at Eagles	S	8	6	2	0.0	0.0	2	2	0	0	0	0	0	0	0	0	0	0	0	0	0	0	0	0	W	38-35		
<b>2022 TOTALS</b>		<b>3-3</b>	<b>9</b>	<b>6</b>	<b>3</b>	<b>0.5</b>	<b>3.0</b>	<b>2</b>	<b>2</b>	<b>1</b>	<b>0</b>	<b>0</b>	<b>0</b>	<b>0</b>	<b>0</b>	<b>0</b>	<b>0</b>	<b>0</b>	<b>0</b>	<b>0</b>	<b>0</b>	<b>0</b>	<b>0</b>	<b>0</b>	<b>0</b>	<b>0</b>	<b>3-0</b>		







# NOAH GRAY



**TIGHT END #83**

**DUKE**

**3<sup>RD</sup>** YEAR IN THE NFL

**3<sup>RD</sup>** YEAR WITH THE CHIEFS

**HEIGHT:** 6'3"  
**WEIGHT:** 240 LBS  
**DRAFTED:** D5A-21  
**BIRTHDAY:** 4/30/99

- Third-year tight end enters his third season with the Chiefs in 2023.
- Originally entered the NFL as a fifth-round pick (162nd overall) by the Chiefs in the 2021 NFL Draft.

### Transactions:

Originally entered the NFL as a fifth-round pick (162nd overall) by the Kansas City Chiefs in the 2021 NFL Draft.

### COLLEGE

Missed only one game during his tenure at Duke (48 career games with 21 starts) ... Had 105 receptions for 948 yards (9.03 avg.) and eight touchdowns ... 2019 second-team All-America pick by *The Walter Camp Football Foundation* ... 2019 second-team All-ACC choice ... Two-time Academic All-ACC selection ... Represented Duke at the 2021 Reese's Senior Bowl ... Owned 26 games with two or more receptions, including a career-high seven catches at Wake Forest in 2019 ... Caught four or more passes in 12 contests ... Reached 20+ receiving yards in 21 games with a career-high 76 yards coming at Wake Forest in 2019 ... Broke Duke's all-time career receptions mark by a tight end in 2020 ... Finished fourth in program history for most career touchdown receptions by a tight end ... Concluded career having caught one or more receptions in 26 consecutive games ... Played 1,890 career snaps.

### PERSONAL

- Played at Leominster Senior High School.
- As a senior, caught 30 passes for 619 yards and eight touchdowns to earn all-state honors from the *Massachusetts High School Football Coaches Association*.
- Also received All-State recognition from *Inside the Huddle Massachusetts*.
- Named to the *USA Today* American Family Insurance All-USA Massachusetts team.
- Prior to senior campaign, earned Offensive MVP honors at the New York vs. New England 7-on-7 All-Star Challenge.
- In his junior season, rushed for 437 yards and seven touchdowns while passing for 1,707 yards and 21 touchdowns to help squad to an 8-3 mark and berth in the *Massachusetts Interscholastic Athletic Association* playoffs.
- Two-time All-Star selection by the *Worcester Telegram*.
- Also played basketball.
- Hometown: Leominster, Mass.

### NOAH GRAY'S NFL REGULAR SEASON RUSHING/RECEIVING STATISTICS

DATE	TEAM	GP	GS	RECEIVING					RUSHING				
				NO.	YDS.	AVG.	LG	TD	NO.	YDS.	AVG.	LG	TD
2021	Chiefs	16	1	7	36	5.1	8	1	0	0	0.0	0	0
2022	Chiefs	17	8	28	299	10.7	27	1	1	1	1.0	1t	1
2023	Chiefs	6	4	12	147	12.3	34t	1	1	1	1.0	1	0
<b>NFL TOTALS</b>		<b>39</b>	<b>13</b>	<b>47</b>	<b>482</b>	<b>10.3</b>	<b>34T</b>	<b>3</b>	<b>2</b>	<b>2</b>	<b>1.0</b>	<b>1T</b>	<b>1</b>

### NOAH GRAY'S NFL POSTSEASON RUSHING/RECEIVING STATISTICS

DATE	TEAM	GP	GS	RECEIVING					RUSHING				
				NO.	YDS.	AVG.	LG	TD	NO.	YDS.	AVG.	LG	TD
2021	Chiefs	3	0	2	14	7.0	8	0	0	0	0.0	0	0
2022	Chiefs	3	3	3	37	12.3	27	0	1	0	0.0	0	0
<b>NFL TOTALS</b>		<b>6</b>	<b>3</b>	<b>5</b>	<b>51</b>	<b>10.2</b>	<b>27</b>	<b>0</b>	<b>1</b>	<b>0</b>	<b>0.0</b>	<b>0</b>	<b>0</b>



## NOAH GRAY'S NFL REGULAR SEASON RETURN STATISTICS

DATE	TEAM	KICKOFF RETURNS					PUNT RETURNS					
		RET.	YDS.	AVG.	LG	TD	NO.	FC	YDS.	AVG.	LG	TD
2021	Chiefs	0	0	0.0	0	0	0	0	0	0.0	0	0
2022	Chiefs	0	0	0.0	0	0	0	0	0	0.0	0	0
2023	Chiefs	0	0	0.0	0	0	0	0	0	0.0	0	0
<b>NFL TOTALS</b>		<b>0</b>	<b>0</b>	<b>0.0</b>	<b>0</b>	<b>0</b>	<b>0</b>	<b>0</b>	<b>0</b>	<b>0.0</b>	<b>0</b>	<b>0</b>

## NOAH GRAY'S NFL POSTSEASON RETURN STATISTICS

DATE	TEAM	KICKOFF RETURNS					PUNT RETURNS					
		RET.	YDS.	AVG.	LG	TD	NO.	FC	YDS.	AVG.	LG	TD
2021	Chiefs	0	0	0.0	0	0	0	0	0	0.0	0	0
2022	Chiefs	0	0	0.0	0	0	0	0	0	0.0	0	0
<b>NFL TOTALS</b>		<b>0</b>	<b>0</b>	<b>0.0</b>	<b>0</b>	<b>0</b>	<b>0</b>	<b>0</b>	<b>0</b>	<b>0.0</b>	<b>0</b>	<b>0</b>

### SINGLE-GAME HIGHS: RUSHING/RECEIVING

#### Longest Runs

1 vs. Denver, Oct 12, 2023  
1t at Tampa Bay, Oct 02, 2022

#### Receptions

3 at Jacksonville, Sep 17, 2023  
3 vs. Detroit, Sep 07, 2023  
3 at Houston, Dec 18, 2022  
...3 more at 3.

#### Receiving Yards

45 at Denver, Dec 11, 2022  
45 vs. Tennessee, Nov 06, 2022  
38 at Jacksonville, Sep 17, 2023  
34 at N.Y. Jets, Oct 01, 2023  
31 vs. Detroit, Sep 07, 2023  
...1 more at 31.

#### Receiving Average

15.0 at Denver, Dec 11, 2022  
15.0 vs. Tennessee, Nov 06, 2022  
12.7 at Jacksonville, Sep 17, 2023  
10.3 vs. Detroit, Sep 07, 2023  
10.3 at Houston, Dec 18, 2022

#### Longest Receptions

34t at N.Y. Jets, Oct 01, 2023  
27 vs. Tennessee, Nov 06, 2022  
26 at Indianapolis, Sep 25, 2022  
25 at Denver, Dec 11, 2022  
24 vs. Detroit, Sep 07, 2023

#### Receiving TDs

1 at N.Y. Jets, Oct 01, 2023  
1 vs. Jacksonville, Nov 13, 2022  
1 at Las Vegas, Nov 14, 2021

#### All-Purpose Yards

45 at Denver, Dec 11, 2022  
45 vs. Tennessee, Nov 06, 2022  
38 at Jacksonville, Sep 17, 2023  
34 at N.Y. Jets, Oct 01, 2023  
31 vs. Detroit, Sep 07, 2023  
...1 more at 31.

#### Special Teams Tackles

1 at Cincinnati, Jan 02, 2022  
1 vs. L.A. Chargers, Sep 26, 2021

#### Most TDs

1 at N.Y. Jets, Oct 01, 2023  
1 vs. Jacksonville, Nov 13, 2022  
1 at Tampa Bay, Oct 02, 2022  
...1 more at 1.

### SINGLE-GAME HIGHS - POSTSEASON: RECEIVING

#### Receptions

2 vs. Buffalo, Jan 23, 2022  
1 vs. Jacksonville, Jan 21, 2023

#### Receiving Yards

27 vs. Jacksonville, Jan 21, 2023  
14 vs. Buffalo, Jan 23, 2022

#### Longest Receptions

27 vs. Jacksonville, Jan 21, 2023  
8 vs. Buffalo, Jan 23, 2022  
6 at Philadelphia, Feb 12, 2023  
6 vs. Buffalo, Jan 23, 2022  
4 vs. Cincinnati, Jan 29, 2023

#### All-Purpose Yards

27 vs. Jacksonville, Jan 21, 2023  
14 vs. Buffalo, Jan 23, 2022

#### Special Teams Tackles

2 vs. Jacksonville, Jan 21, 2023  
2 vs. Pittsburgh, Jan 16, 2022

2021 GAME-BY-GAME REGULAR-SEASON STATISTICS (CHIEFS)

DATE	OPPONENT	P/S	RECEIVING					RUSHING					W/L	SCORE
			NO.	YDS.	AVG.	LG	TD	NO.	YDS.	AVG.	LG	TD		
09/12	Browns	P	0	0	0.0	0	0	0	0	0.0	0	0	W	33-29
09/19	at Ravens	P	0	0	0.0	0	0	0	0	0.0	0	0	L	35-36
09/26	Chargers	P	1	5	5.0	5	0	0	0	0.0	0	0	L	24-30
10/03	at Eagles	P	0	0	0.0	0	0	0	0	0.0	0	0	W	42-30
10/10	Bills							INACTIVE					L	20-38
10/17	at Football Team	P	0	0	0.0	0	0	0	0	0.0	0	0	W	31-13
10/24	at Titans	P	1	4	4.0	4	0	0	0	0.0	0	0	L	3-27
11/01	Giants	P	0	0	0.0	0	0	0	0	0.0	0	0	W	20-17
11/07	Packers	P	0	0	0.0	0	0	0	0	0.0	0	0	W	13-7
11/14	at Raiders	P	1	1	1.0	1t	1	0	0	0.0	0	0	W	41-14
11/21	Cowboys	P	1	8	8.0	8	0	0	0	0.0	0	0	W	19-9
12/05	Broncos	P	0	0	0.0	0	0	0	0	0.0	0	0	W	22-9
12/12	Raiders	P	0	0	0.0	0	0	0	0	0.0	0	0	W	48-9
12/16	at Chargers	P	0	0	0.0	0	0	0	0	0.0	0	0	W	34-28+
12/26	Steelers	S	2	12	6.0	7	0	0	0	0.0	0	0	W	36-10
01/02	at Bengals	P	1	6	6.0	6	0	0	0	0.0	0	0	L	31-34
01/08	at Broncos	P	0	0	0.0	0	0	0	0	0.0	0	0	W	28-24
<b>2021 TOTALS</b>		<b>16-1</b>	<b>7</b>	<b>36</b>	<b>5.1</b>	<b>8</b>	<b>1</b>	<b>0</b>	<b>0</b>	<b>0.0</b>	<b>0</b>	<b>0</b>	<b>12-5</b>	

+ - Overtime

2022 GAME-BY-GAME REGULAR-SEASON STATISTICS (CHIEFS)

DATE	OPPONENT	P/S	RECEIVING					RUSHING					W/L	SCORE
			NO.	YDS.	AVG.	LG	TD	NO.	YDS.	AVG.	LG	TD		
09/11	at Cardinals	P	1	10	10.0	10	0	0	0	0.0	0	0	W	44-21
09/15	Chargers	P	2	12	6.0	11	0	0	0	0.0	0	0	W	27-24
09/25	at Colts	P	1	26	26.0	26	0	0	0	0.0	0	0	L	17-20
10/02	at Buccaneers	P	0	0	0.0	0	0	1	1	1.0	1t	1	W	41-31
10/10	Raiders	P	1	7	7.0	7	0	0	0	0.0	0	0	W	30-29
10/16	Bills	S	3	13	4.3	7	0	0	0	0.0	0	0	L	20-24
10/23	at 49ers	S	1	10	10.0	10	0	0	0	0.0	0	0	W	44-23
11/06	Titans	S	3	45	15.0	27	0	0	0	0.0	0	0	W	20-17+
11/13	Jaguars	S	2	20	10.0	13t	1	0	0	0.0	0	0	W	27-17
11/20	at Chargers	S	2	15	7.5	12	0	0	0	0.0	0	0	W	30-27
11/27	Rams	S	2	16	8.0	9	0	0	0	0.0	0	0	W	26-10
12/04	at Bengals	P	1	15	15.0	15	0	0	0	0.0	0	0	L	24-27
12/11	at Broncos	P	3	45	15.0	25	0	0	0	0.0	0	0	W	34-28
12/18	at Texans	S	3	31	10.3	13	0	0	0	0.0	0	0	W	30-24+
12/24	Seahawks	S	1	8	8.0	8	0	0	0	0.0	0	0	W	24-10
01/01	Broncos	P	1	12	12.0	12	0	0	0	0.0	0	0	W	27-24
01/07	at Raiders	P	1	14	14.0	14	0	0	0	0.0	0	0	W	31-13
<b>2022 TOTALS</b>		<b>17-8</b>	<b>28</b>	<b>299</b>	<b>10.7</b>	<b>27</b>	<b>1</b>	<b>1</b>	<b>1</b>	<b>1.0</b>	<b>1T</b>	<b>1</b>	<b>14-3</b>	

+ - Overtime

2023 GAME-BY-GAME REGULAR-SEASON STATISTICS (CHIEFS)

DATE	OPPONENT	P/S	RECEIVING					RUSHING					W/L	SCORE
			NO.	YDS.	AVG.	LG	TD	NO.	YDS.	AVG.	LG	TD		
09/07	Lions	S	3	31	10.3	24	0	0	0	0.0	0	0	L	20-21
09/17	at Jaguars	S	3	38	12.7	16	0	0	0	0.0	0	0	W	17-9
09/24	Bears	S	1	9	9.0	9	0	0	0	0.0	0	0	W	41-10
10/01	at Jets	P	1	34	34.0	34t	1	0	0	0.0	0	0	W	23-20
10/08	at Vikings	P	2	21	10.5	12	0	0	0	0.0	0	0	W	27-20
10/12	Broncos	S	2	14	7.0	7	0	1	1	1.0	1	0	W	19-8
<b>2023 TOTALS</b>		<b>6-4</b>	<b>12</b>	<b>147</b>	<b>12.3</b>	<b>34T</b>	<b>1</b>	<b>1</b>	<b>1</b>	<b>1.0</b>	<b>1</b>	<b>0</b>	<b>5-1</b>	

2021 GAME-BY-GAME POSTSEASON STATISTICS (CHIEFS)

DATE	OPPONENT	P/S	RECEIVING					RUSHING					W/L	SCORE
			NO.	YDS.	AVG.	LG	TD	NO.	YDS.	AVG.	LG	TD		
01/16	Steelers	P	0	0	0.0	0	0	0	0	0.0	0	0	W	42-21
01/23	Bills	P	2	14	7.0	8	0	0	0	0.0	0	0	W	42-36+
01/30	Bengals	P	0	0	0.0	0	0	0	0	0.0	0	0	L	24-27+
<b>2021 TOTALS</b>		<b>3-0</b>	<b>2</b>	<b>14</b>	<b>7.0</b>	<b>8</b>	<b>0</b>	<b>0</b>	<b>0</b>	<b>0.0</b>	<b>0</b>	<b>0</b>	<b>2-1</b>	

+ - Overtime


2022 GAME-BY-GAME POSTSEASON STATISTICS (CHIEFS)

DATE	OPPONENT	P/S	RECEIVING					RUSHING					W/L	SCORE
			NO.	YDS.	AVG.	LG	TD	NO.	YDS.	AVG.	LG	TD		
01/21	Jaguars	S	1	27	27.0	27	0	1	0	0.0	0	0	W	27-20
01/29	Bengals	S	1	4	4.0	4	0	0	0	0.0	0	0	W	23-20
02/12	at Eagles	S	1	6	6.0	6	0	0	0	0.0	0	0	W	38-35
<b>2022 TOTALS</b>		<b>3-3</b>	<b>3</b>	<b>37</b>	<b>12.3</b>	<b>27</b>	<b>0</b>	<b>1</b>	<b>0</b>	<b>0.0</b>	<b>0</b>	<b>0</b>	<b>3-0</b>	





# MALIK HERRING



**DEFENSIVE END #94**

**GEORGIA**

**3RD** YEAR IN THE NFL

**3RD** YEAR WITH THE CHIEFS

**HEIGHT:** 6'3"  
**WEIGHT:** 275 LBS  
**DRAFTED:** CFA-21  
**BIRTHDAY:** 11/9/97

Third-year defensive end enters his third season with the Chiefs in 2023.

Originally entered the NFL as an undrafted free agent with the Kansas City Chiefs in 2021.

**Transactions:**

Originally entered the NFL as an undrafted free agent with the Kansas City Chiefs in 2021.

### COLLEGE

Appeared in 52 games (17 starts) totaling 76 tackles (38 solo), 13.0 tackles for loss, 4.0 sacks, four passes defended and one forced fumble ... In 2020, started at end in eight of 10 games finishing with 20 tackles and 24 total QB pressures on the season, second best among all defenders ... In 2019, played in 13-of-14 games, starting in nine finishing with 26 total stops and 18 QB pressures, third-best among all defenders.

### PERSONAL

- Attended Mary Persons High School.
- Selected to the Atlanta Journal-Constitution 2016 Georgia's Super 11 team and Class 4A All-State team.
- Georgia Sports Writers Association Class AAAA All-State team.
- Aided the Mary Persons Bulldogs to the semifinals of the 2016 GHSA Class AAAA playoffs.
- Touchdown Club of Atlanta Metro Atlanta All-Star Team.
- Appeared in 13 games his senior year, totaling 81 total tackles, 27 tackles for loss, 9.0 sacks and caused two fumbles.
- Also added two touchdowns on three receptions his senior year.
- Hometown: Forsyth, Ga.

### MALIK HERRING'S NFL REGULAR SEASON DEFENSIVE STATISTICS

DATE	TEAM	GP	GS	TACKLES							INTERCEPTIONS					O. FUMB					ST				MISC		
				TK	S	A	TFL	YDS	SK	YDS	QBH	NO	YDS	LG	TD	PD	FF	FR	TD	YDS	TK	S	A	FF	FR	S	A
2021	Chiefs	0	0	0	0	0	0	0	0	0.0	0.0	0	0	0	0	0	0	0	0	0	0	0	0	0	0	0	0
2022	Chiefs	7	0	6	1	5	0	0	0.0	0.0	0	0	0	0	0	0	0	1	0	0	0	0	0	0	0	0	0
2023	Chiefs	6	0	5	2	3	1	0	0.5	0.0	2	0	0	0	0	0	0	0	0	0	0	0	0	0	0	0	0
<b>NFL TOTALS</b>		<b>13</b>	<b>0</b>	<b>11</b>	<b>3</b>	<b>8</b>	<b>1</b>	<b>0</b>	<b>0.5</b>	<b>0.0</b>	<b>2</b>	<b>0</b>	<b>0</b>	<b>0</b>	<b>0</b>	<b>0</b>	<b>0</b>	<b>1</b>	<b>0</b>	<b>0</b>	<b>0</b>	<b>0</b>	<b>0</b>	<b>0</b>	<b>0</b>	<b>0</b>	<b>0</b>

### MALIK HERRING'S NFL POSTSEASON DEFENSIVE STATISTICS

DATE	TEAM	GP	GS	TACKLES							INTERCEPTIONS					O. FUMB					ST				MISC		
				TK	S	A	TFL	YDS	SK	YDS	QBH	NO	YDS	LG	TD	PD	FF	FR	TD	YDS	TK	S	A	FF	FR	S	A
2021	Chiefs	0	0	0	0	0	0	0	0	0.0	0.0	0	0	0	0	0	0	0	0	0	0	0	0	0	0	0	0
2022	Chiefs	0	0	0	0	0	0	0	0.0	0.0	0	0	0	0	0	0	0	0	0	0	0	0	0	0	0	0	0
<b>NFL TOTALS</b>		<b>0</b>	<b>0</b>	<b>0</b>	<b>0</b>	<b>0</b>	<b>0</b>	<b>0</b>	<b>0.0</b>	<b>0.0</b>	<b>0</b>	<b>0</b>	<b>0</b>	<b>0</b>	<b>0</b>	<b>0</b>	<b>0</b>	<b>0</b>	<b>0</b>	<b>0</b>	<b>0</b>	<b>0</b>	<b>0</b>	<b>0</b>	<b>0</b>	<b>0</b>	<b>0</b>



SINGLE-GAME HIGHS: DEFENSIVE

**Total Tackles** 3 vs. Chicago, Sep 24, 2023  
 2 vs. Denver, Oct 12, 2023  
 2 at Indianapolis, Sep 25, 2022  
 1 vs. Jacksonville, Nov 13, 2022  
 1 vs. Tennessee, Nov 06, 2022  
 ...2 more at 1.

**Fumble Recoveries**  
**Tackles For Loss**

1 at San Francisco, Oct 23, 2022  
 1 vs. Denver, Oct 12, 2023

**Solo Tackles** 1 vs. Denver, Oct 12, 2023  
 1 vs. Chicago, Sep 24, 2023  
 1 vs. Las Vegas, Oct 10, 2022

**Sacks** 0.5 vs. Denver, Oct 12, 2023

2021 GAME-BY-GAME REGULAR-SEASON STATISTICS (CHIEFS)

DATE	OPPONENT	P/S	TACKLES						INTERCEPTIONS					O. FUMB				ST				MISC		W/L	SCORE			
			TK	S	A	SK	YDS	TFL	YDS	QBH	NO	YDS	LG	TD	PD	FF	FR	TD	YDS	TK	S	A	FF			FR	S	A
09/12	Browns																									W	33-29	
09/19	at Ravens																									L	35-36	
09/26	Chargers																									L	24-30	
10/03	at Eagles																									W	42-30	
10/10	Bills																									L	20-38	
10/17	at Football Team																									W	31-13	
10/24	at Titans																									L	3-27	
11/01	Giants																									W	20-17	
11/07	Packers																									W	13-7	
11/14	at Raiders																									W	41-14	
11/21	Cowboys																									W	19-9	
12/05	Broncos																									W	22-9	
12/12	Raiders																									W	48-9	
12/16	at Chargers																									W	34-28+	
12/26	Steelers																									W	36-10	
01/02	at Bengals																									L	31-34	
01/08	at Broncos																									W	28-24	
<b>2021 TOTALS</b>			<b>0</b>	<b>0</b>	<b>0</b>	<b>0.0</b>	<b>0.0</b>	<b>0</b>	<b>0</b>	<b>0</b>	<b>0</b>	<b>0</b>	<b>0</b>	<b>0</b>	<b>0</b>	<b>0</b>	<b>0</b>	<b>0</b>	<b>0</b>	<b>0</b>	<b>0</b>	<b>0</b>	<b>0</b>	<b>0</b>	<b>0</b>	<b>0</b>	<b>0</b>	<b>12-5</b>

+ - Overtime

2022 GAME-BY-GAME REGULAR-SEASON STATISTICS (CHIEFS)

DATE	OPPONENT	P/S	TACKLES						INTERCEPTIONS					O. FUMB				ST				MISC		W/L	SCORE			
			TK	S	A	SK	YDS	TFL	YDS	QBH	NO	YDS	LG	TD	PD	FF	FR	TD	YDS	TK	S	A	FF			FR	S	A
09/11	at Cardinals																									W	44-21	
09/15	Chargers																									W	27-24	
09/25	at Colts	P	2	0	2	0.0	0.0	0	0	0	0	0	0	0	0	0	0	0	0	0	0	0	0	0	0	L	17-20	
10/02	at Buccaneers	P	0	0	0	0.0	0.0	0	0	0	0	0	0	0	0	0	0	0	0	0	0	0	0	0	0	W	41-31	
10/10	Raiders	P	1	1	0	0.0	0.0	0	0	0	0	0	0	0	0	0	0	0	0	0	0	0	0	0	0	W	30-29	
10/16	Bills	P	0	0	0	0.0	0.0	0	0	0	0	0	0	0	0	0	0	0	0	0	0	0	0	0	0	L	20-24	
10/23	at 49ers	P	1	0	1	0.0	0.0	0	0	0	0	0	0	0	0	1	0	0	0	0	0	0	0	0	0	W	44-23	
11/06	Titans	P	1	0	1	0.0	0.0	0	0	0	0	0	0	0	0	0	0	0	0	0	0	0	0	0	0	W	20-17+	
11/13	Jaguars	P	1	0	1	0.0	0.0	0	0	0	0	0	0	0	0	0	0	0	0	0	0	0	0	0	0	W	27-17	
11/20	at Chargers																									W	30-27	
11/27	Rams																									W	26-10	
12/04	at Bengals																									L	24-27	
12/11	at Broncos																									W	34-28	
12/18	at Texans																									W	30-24+	
12/24	Seahawks																									W	24-10	
01/01	Broncos																									W	27-24	
01/07	at Raiders																									W	31-13	
<b>2022 TOTALS</b>		<b>7-0</b>	<b>6</b>	<b>1</b>	<b>5</b>	<b>0.0</b>	<b>0.0</b>	<b>0</b>	<b>0</b>	<b>0</b>	<b>0</b>	<b>0</b>	<b>0</b>	<b>0</b>	<b>0</b>	<b>1</b>	<b>0</b>	<b>0</b>	<b>0</b>	<b>0</b>	<b>0</b>	<b>0</b>	<b>0</b>	<b>0</b>	<b>0</b>	<b>0</b>	<b>0</b>	<b>14-3</b>

+ - Overtime

2023 GAME-BY-GAME REGULAR-SEASON STATISTICS (CHIEFS)

DATE	OPPONENT	P/S	TACKLES						INTERCEPTIONS					O. FUMB				ST				MISC		W/L	SCORE		
			TK	S	A	SK	YDS	TFL	YDS	QBH	NO	YDS	LG	TD	PD	FF	FR	TD	YDS	TK	S	A	FF			FR	S
09/07	Lions	P	0	0	0	0.0	0.0	0	0	0	0	0	0	0	0	0	0	0	0	0	0	0	0	0	0	L	20-21
09/17	at Jaguars	P	0	0	0	0.0	0.0	0	0	1	0	0	0	0	0	0	0	0	0	0	0	0	0	0	0	W	17-9
09/24	Bears	P	3	1	2	0.0	0.0	0	0	0	0	0	0	0	0	0	0	0	0	0	0	0	0	0	0	W	41-10
10/01	at Jets	P	0	0	0	0.0	0.0	0	0	0	0	0	0	0	0	0	0	0	0	0	0	0	0	0	0	W	23-20
10/08	at Vikings	P	0	0	0	0.0	0.0	0	0	0	0	0	0	0	0	0	0	0	0	0	0	0	0	0	0	W	27-20
10/12	Broncos	P	2	1	1	0.5	0.0	1	0	1	0	0	0	0	0	0	0	0	0	0	0	0	0	0	0	W	19-8
<b>2023 TOTALS</b>		<b>6-0</b>	<b>5</b>	<b>2</b>	<b>3</b>	<b>0.5</b>	<b>0.0</b>	<b>1</b>	<b>0</b>	<b>2</b>	<b>0</b>	<b>0</b>	<b>0</b>	<b>0</b>	<b>0</b>	<b>0</b>	<b>0</b>	<b>0</b>	<b>0</b>	<b>0</b>	<b>0</b>	<b>0</b>	<b>0</b>	<b>0</b>	<b>0</b>	<b>0</b>	<b>5-1</b>



2021 GAME-BY-GAME POSTSEASON STATISTICS (CHIEFS)

DATE	OPPONENT	P/S	TACKLES							INTERCEPTIONS					O. FUMB				ST				MISC		W/L	SCORE					
			TK	S	A	SK	YDS	TFL	YDS	QBH	NO	YDS	LG	TD	PD	FF	FR	TD	YDS	TK	S	A	FF	FR			S	A			
01/16	Steelers																												W	42-21	
01/23	Bills																													W	42-36+
01/30	Bengals																													L	24-27+
<b>2021 TOTALS</b>			<b>0</b>	<b>0</b>	<b>0</b>	<b>0.0</b>	<b>0.0</b>	<b>0</b>	<b>0</b>	<b>0</b>	<b>0</b>	<b>0</b>	<b>0</b>	<b>0</b>	<b>0</b>	<b>0</b>	<b>0</b>	<b>0</b>	<b>0</b>	<b>0</b>	<b>0</b>	<b>0</b>	<b>0</b>	<b>0</b>	<b>0</b>	<b>0</b>	<b>0</b>	<b>2-1</b>			

+ - Overtime

2022 GAME-BY-GAME POSTSEASON STATISTICS (CHIEFS)

DATE	OPPONENT	P/S	TACKLES							INTERCEPTIONS					O. FUMB				ST				MISC		W/L	SCORE					
			TK	S	A	SK	YDS	TFL	YDS	QBH	NO	YDS	LG	TD	PD	FF	FR	TD	YDS	TK	S	A	FF	FR			S	A			
01/21	Jaguars																													W	27-20
01/29	Bengals																													W	23-20
02/12	at Eagles																													W	38-35
<b>2022 TOTALS</b>			<b>0</b>	<b>0</b>	<b>0</b>	<b>0.0</b>	<b>0.0</b>	<b>0</b>	<b>0</b>	<b>0</b>	<b>0</b>	<b>0</b>	<b>0</b>	<b>0</b>	<b>0</b>	<b>0</b>	<b>0</b>	<b>0</b>	<b>0</b>	<b>0</b>	<b>0</b>	<b>0</b>	<b>0</b>	<b>0</b>	<b>0</b>	<b>0</b>	<b>0</b>	<b>3-0</b>			





# CREED HUMPHREY

**CENTER #52**  
**OKLAHOMA**



**3RD** YEAR IN THE NFL

**3RD** YEAR WITH THE CHIEFS

**HEIGHT:** 6'4"  
**WEIGHT:** 302 LBS  
**DRAFTED:** D2B-21  
**BIRTHDAY:** 6/28/98

Third-year offensive lineman enters his third season with the Chiefs in 2023.

Originally entered the NFL as a second-round pick (63rd overall) by the Kansas City Chiefs in the 2021 NFL Draft.

### Career Highlights:

Rookie offensive linemen Creed Humphrey and Trey Smith started all 17 regular season games in 2021, becoming the 17th and 18th players in franchise history to start all regular season games in their rookie season. Humphrey and Smith are the third pair of teammates to both start all regular season games in their rookie campaign, joining DE Sylvester Hicks and DE Art Still (16 games, 1978) and CB Brandon Carr and DL Glenn Dorsey (16 games, 2008). S Juan Thornhill was the last player to start all games in his rookie season, starting all 16 games in 2019.

### Postseason Career Highlights:

Did not allow a sack on QB Patrick Mahomes in Super Bowl LVII against the Philadelphia Eagles who recorded the most sacks in the regular season (70.0).

### Honors:

- Selected to the Pro Bowl following the 2022 season.
- Named an AP All-Pro following the 2022 (second-team) season.
- 2021 PFWA All-Rookie Team.
- 2021 PFW All-AFC Team.

### Transactions:

Originally entered the NFL as a second-round pick (63rd overall) by the Kansas City Chiefs in the 2021 NFL Draft.

## COLLEGE

Started 37 career games (all at center), including 36 consecutive starts to finish his career at Oklahoma ... During his three years as a starter, OU ranked second nationally in scoring offense (44.6 ppg), total offense (537.3 ypg), pass efficiency rating (185.1), yards per rush (5.8) and sixth in passing offense (311.5 ypg) ... Two-time Big 12 Offensive Lineman of the Year (2019 and 2020) ... Two-time first-team All-Big 12 selection (2019 and 2020) and a second-team pick by media in 2018 ... Second-team All-American in 2019 by AP, FWAA, Sporting News and Walter Camp Foundation, and one of three Rimington Trophy finalists ... Third-team All-American in 2020 by AP ... Three-time member of Academic All-Big 12 Team (2018-20) ... Did not allow a single sack across his 2,488 snaps at center during his career ... Did not allow a sack on 1,297 career pass plays according to PFF (allowed only two QB hits) ... Named a Freshman All-American by the FWAA and The Athletic.

## PERSONAL

- Made 35 tackles and one sack as a defensive lineman his senior season at Shawnee High School.
- Named first-team All-State by The Oklahoman.
- Hometown: Shawnee, Okla.

## CREED HUMPHREY'S NFL REGULAR SEASON STATISTICS

DATE	TEAM	GP	GS
2021	Chiefs	17	17
2022	Chiefs	17	17
2023	Chiefs	6	6
<b>NFL TOTALS</b>		<b>40</b>	<b>40</b>

## CREED HUMPHREY'S NFL POSTSEASON STATISTICS

DATE	TEAM	GP	GS
2021	Chiefs	3	3
2022	Chiefs	3	3
<b>NFL TOTALS</b>		<b>6</b>	<b>6</b>



## 2021 GAME-BY-GAME REGULAR-SEASON STATISTICS (CHIEFS)

DATE	OPPONENT	P/S	W/L	SCORE
09/12	Browns	S	W	33-29
09/19	at Ravens	S	L	35-36
09/26	Chargers	S	L	24-30
10/03	at Eagles	S	W	42-30
10/10	Bills	S	L	20-38
10/17	at Football Team	S	W	31-13
10/24	at Titans	S	L	3-27
11/01	Giants	S	W	20-17
11/07	Packers	S	W	13-7
11/14	at Raiders	S	W	41-14
11/21	Cowboys	S	W	19-9
12/05	Broncos	S	W	22-9
12/12	Raiders	S	W	48-9
12/16	at Chargers	S	W	34-28+
12/26	Steelers	S	W	36-10
01/02	at Bengals	S	L	31-34
01/08	at Broncos	S	W	28-24

**2021 TOTALS** 17-17**12-5**

+ - Overtime

## 2022 GAME-BY-GAME REGULAR-SEASON STATISTICS (CHIEFS)

DATE	OPPONENT	P/S	W/L	SCORE
09/11	at Cardinals	S	W	44-21
09/15	Chargers	S	W	27-24
09/25	at Colts	S	L	17-20
10/02	at Buccaneers	S	W	41-31
10/10	Raiders	S	W	30-29
10/16	Bills	S	L	20-24
10/23	at 49ers	S	W	44-23
11/06	Titans	S	W	20-17+
11/13	Jaguars	S	W	27-17
11/20	at Chargers	S	W	30-27
11/27	Rams	S	W	26-10
12/04	at Bengals	S	L	24-27
12/11	at Broncos	S	W	34-28
12/18	at Texans	S	W	30-24+
12/24	Seahawks	S	W	24-10
01/01	Broncos	S	W	27-24
01/07	at Raiders	S	W	31-13

**2022 TOTALS** 17-17**14-3**

+ - Overtime

## 2023 GAME-BY-GAME REGULAR-SEASON STATISTICS (CHIEFS)

DATE	OPPONENT	P/S	W/L	SCORE
09/07	Lions	S	L	20-21
09/17	at Jaguars	S	W	17-9
09/24	Bears	S	W	41-10
10/01	at Jets	S	W	23-20
10/08	at Vikings	S	W	27-20
10/12	Broncos	S	W	19-8

**2023 TOTALS** 6-6**5-1**

## 2021 GAME-BY-GAME POSTSEASON STATISTICS (CHIEFS)

DATE	OPPONENT	P/S	W/L	SCORE
01/16	Steelers	S	W	42-21
01/23	Bills	S	W	42-36+
01/30	Bengals	S	L	24-27+

**2021 TOTALS** 3-3**2-1**

+ - Overtime

## 2022 GAME-BY-GAME POSTSEASON STATISTICS (CHIEFS)

DATE	OPPONENT	P/S	W/L	SCORE
01/21	Jaguars	S	W	27-20
01/29	Bengals	S	W	23-20
02/12	at Eagles	S	W	38-35

**2022 TOTALS** 3-3**3-0**





2023 GAME-BY-GAME REGULAR-SEASON STATISTICS (CHIEFS)

DATE	OPPONENT	P/S	TACKLES							INTERCEPTIONS					O. FUMB				ST				MISC		W/L	SCORE	
			TK	S	A	SK	YDS	TFL	YDS	QBH	NO	YDS	LG	TD	PD	FF	FR	TD	YDS	TK	S	A	FF	FR			S
09/07	Lions	P	0	0	0	0.0	0.0	0	0	0	0	0	0	0	0	0	0	0	0	0	0	0	0	0	0	L	20-21
09/17	at Jaguars	P	0	0	0	0.0	0.0	0	0	0	0	0	0	0	0	0	0	0	0	1	1	0	0	0	0	W	17-9
09/24	Bears	P	0	0	0	0.0	0.0	0	0	0	0	0	0	0	0	0	0	0	0	0	0	0	0	0	0	W	41-10
10/01	at Jets	P	0	0	0	0.0	0.0	0	0	0	0	0	0	0	0	0	0	0	1	1	0	0	0	0	0	W	23-20
10/08	at Vikings	P	0	0	0	0.0	0.0	0	0	0	0	0	0	0	0	0	0	0	0	0	0	0	0	0	0	W	27-20
10/12	Broncos	P	0	0	0	0.0	0.0	0	0	0	0	0	0	0	0	0	0	0	0	0	0	0	0	0	0	W	19-8
<b>2023 TOTALS</b>		<b>6-0</b>	<b>0</b>	<b>0</b>	<b>0</b>	<b>0.0</b>	<b>0.0</b>	<b>0</b>	<b>0</b>	<b>0</b>	<b>0</b>	<b>0</b>	<b>0</b>	<b>0</b>	<b>0</b>	<b>0</b>	<b>0</b>	<b>0</b>	<b>2</b>	<b>2</b>	<b>0</b>	<b>0</b>	<b>0</b>	<b>0</b>	<b>0</b>	<b>0</b>	<b>5-1</b>





# CHRIS JONES

**DEFENSIVE TACKLE #95**  
**MISSISSIPPI STATE**



**8TH** YEAR IN THE NFL

**8TH** YEAR WITH THE CHIEFS

**HEIGHT:** 6'6"  
**WEIGHT:** 310 LBS  
**DRAFTED:** D2-16  
**BIRTHDAY:** 7/3/94

👁 Eighth-year defensive tackle enters his eighth season with the Chiefs in 2023.

👁 Originally entered the NFL as a second-round pick (37th overall) by the Kansas City Chiefs in the 2016 NFL Draft.

### Career Highlights:

- 👁 Led the team in sacks with 15.5 sacks for the fifth-consecutive season in 2022. Jones' 15.5 sacks tied his career-high set in 2018.
- 👁 Jones has tallied 65.0 career sacks (-457.0 yards), which is the second-most in the NFL amongst DTs since entering the league in 2016. Jones has recorded the fifth-most sacks in franchise history since sacks became an official stat in 1982.
- 👁 Established a single-game career-high with 3.5 sacks (-20.0 yards) of Dallas QB Dak Prescott in Week 11 (11/21/21), including sacks on back-to-back plays in the second quarter with a forced fumble on the second of the two sacks. In addition to a single-game career-high, it marked the club's first time having a player record 3.5 or more sacks in a game since OLB Dee Ford recorded 3.5 sacks at Indianapolis on Oct. 30, 2016. It tied for the ninth-best single-game sack performance in team history. For Jones, it marked his 11<sup>th</sup>-career multi-sack performance and his first multi-sack game since recording 2.0 sacks vs. Cleveland (9/12/21) to open the 2021 season.
- 👁 In 2018, he recorded at least one sack in 11 consecutive games becoming the first player to do so in NFL history.
- 👁 Logged a career-high 15.5 sacks during the 2018 season, leading the Chiefs defense and ranking third in the NFL.

### Postseason Career Highlights:

- 👁 Recorded his first postseason sack in the 2022 AFC Championship Game against the Cincinnati Bengals. He sacked Bengals QB Joe Burrow twice.

### Honors:

- 👁 Selected to the Pro Bowl following the 2019, 2020, 2021 and 2022 seasons.
- 👁 Named an AP All-Pro following the 2022 (first-team), 2018 (second-team), 2020 (second-team) and 2021 (second-team) seasons.
- 👁 Received PFWA All-AFC Team honors in 2018, 2019, 2020 and 2021.
- 👁 Received TSN All-NFL Team honors in 2020 and 2021.
- 👁 Was voted by teammates as a defensive team captain prior to the club's 2022 playoff games.
- 👁 2022 AFC Defensive Player of the Year Award (101 Awards).
- 👁 2021 Week 11 AFC Defensive Player of the Week.
- 👁 November 2018 AFC Player of the Month.
- 👁 2017 Week 2 AFC Defensive Player of the Week.
- 👁 2016 PFW All-Rookie Team.

### Transactions:

Re-Signed with the Chiefs (9/12/23) ... Re-signed with Kansas City (7/15/20) ... Originally entered the NFL as a second-round pick (37th overall) by the Kansas City Chiefs in the 2016 NFL Draft.

## COLLEGE

Appeared in 39 games (16 starts) ... Totaled 102 tackles, including 18.0 tackles for loss and 8.5 sacks ... Tallied nine passes defended ... Named second-team All-American by Pro Football Focus in 2015.

## PERSONAL

- 👁 Attended Houston High School.
- 👁 Rated by ESPN.com as the number six defensive end in the country his senior year.
- 👁 As a senior, led the team in tackles with 160 and recorded 14.0 sacks, 10 pass deflections, two fumble recoveries and a 74-yard interception return for a touchdown.
- 👁 Five-year letterman for his high school varsity basketball team.
- 👁 Named to the Mississippi North/South All-Star Basketball Game for 2011.
- 👁 Majored in communication at Mississippi State.
- 👁 Hometown: Houston, Miss.



CHRIS JONES' NFL REGULAR SEASON DEFENSIVE STATISTICS

DATE	TEAM	GP	GS	TACKLES							INTERCEPTIONS					O. FUMB				ST				MISC				
				TK	S	A	TFL	YDS	SK	YDS	QBH	NO	YDS	LG	TD	PD	FF	FR	TD	YDS	TK	S	A	FF	FR	S	A	
2016	Chiefs	16	11	28	17	11	5	26	2.0	19.0	10	0	0	0	0	4	0	0	0	0	0	0	0	0	0	0	0	0
2017	Chiefs	16	7	32	22	10	5	24	6.5	42.0	13	1	-3	0	0	7	4	0	0	0	0	0	0	0	0	0	0	0
2018	Chiefs	16	11	40	35	5	19	112	15.5	122.0	29	1	20	20t	1	5	2	0	0	0	0	0	0	0	0	0	0	0
2019	Chiefs	13	12	36	23	13	8	63	9.0	75.0	20	0	0	0	0	4	1	1	0	12	0	0	0	0	0	0	0	0
2020	Chiefs	15	14	36	23	13	3	17	7.5	28.0	28	0	0	0	0	4	2	0	0	0	0	0	0	0	0	0	0	0
2021	Chiefs	14	14	27	18	9	8	53	9.0	65.5	17	0	0	0	0	5	1	1	0	-2	0	0	0	0	0	0	0	0
2022	Chiefs	17	17	44	30	14	17	94	15.5	105.5	29	0	0	0	0	4	2	1	0	2	0	0	0	0	0	0	0	0
2023	Chiefs	5	5	12	7	5	4	27	5.5	31.5	11	0	0	0	0	3	0	0	0	0	0	0	0	0	0	0	0	0
<b>NFL TOTALS</b>		<b>112</b>	<b>91</b>	<b>255</b>	<b>175</b>	<b>80</b>	<b>69</b>	<b>416</b>	<b>70.5</b>	<b>488.5</b>	<b>157</b>	<b>2</b>	<b>17</b>	<b>20T</b>	<b>1</b>	<b>36</b>	<b>12</b>	<b>3</b>	<b>0</b>	<b>12</b>	<b>0</b>	<b>0</b>	<b>0</b>	<b>0</b>	<b>0</b>	<b>0</b>	<b>0</b>	<b>0</b>

CHRIS JONES' NFL POSTSEASON DEFENSIVE STATISTICS

DATE	TEAM	GP	GS	TACKLES							INTERCEPTIONS					O. FUMB				ST				MISC					
				TK	S	A	TFL	YDS	SK	YDS	QBH	NO	YDS	LG	TD	PD	FF	FR	TD	YDS	TK	S	A	FF	FR	S	A		
2016	Chiefs	1	1	2	1	1	0	0	0.0	0.0	0	0	0	0	0	2	0	0	0	0	0	0	0	0	0	0	0	0	0
2017	Chiefs	1	1	2	1	1	0	0	0.0	0.0	0	0	0	0	0	0	0	0	0	0	0	0	0	0	0	0	0	0	0
2018	Chiefs	2	1	0	0	0	0	0	0.0	0.0	1	0	0	0	0	4	0	0	0	0	0	0	0	0	0	0	0	0	0
2019	Chiefs	2	1	3	1	2	0	0	0.0	0.0	1	0	0	0	0	3	0	0	0	0	0	0	0	0	0	0	0	0	0
2020	Chiefs	3	3	9	4	5	0	0	0.0	0.0	2	0	0	0	0	0	0	0	0	0	0	0	0	0	0	0	0	0	0
2021	Chiefs	3	3	6	4	2	2	7	0.0	0.0	0	0	0	0	0	0	0	0	0	0	0	0	0	0	0	0	0	0	0
2022	Chiefs	3	3	8	6	2	3	16	2.0	13.0	6	0	0	0	0	0	0	0	0	0	0	0	0	0	0	0	0	0	0
<b>NFL TOTALS</b>		<b>15</b>	<b>13</b>	<b>30</b>	<b>17</b>	<b>13</b>	<b>5</b>	<b>23</b>	<b>2.0</b>	<b>13.0</b>	<b>10</b>	<b>0</b>	<b>0</b>	<b>0</b>	<b>0</b>	<b>9</b>	<b>0</b>	<b>0</b>	<b>0</b>	<b>0</b>	<b>0</b>	<b>0</b>	<b>0</b>	<b>0</b>	<b>0</b>	<b>0</b>	<b>0</b>	<b>0</b>	<b>0</b>

SINGLE-GAME HIGHS: DEFENSIVE

<b>Total Tackles</b>	8 at Tennessee, Nov 10, 2019 6 at L.A. Rams, Nov 19, 2018 5 at Las Vegas, Jan 07, 2023 5 at Cincinnati, Dec 04, 2022 5 at L.A. Chargers, Nov 20, 2022 ...6 more at 5.	<b>Tackles For Loss</b>	3 at L.A. Chargers, Nov 20, 2022 3 vs. L.A. Chargers, Sep 15, 2022 3 at L.A. Rams, Nov 19, 2018 2 at Las Vegas, Jan 07, 2023 ...9 more at 2.
<b>Solo Tackles</b>	6 at L.A. Rams, Nov 19, 2018 5 at L.A. Chargers, Nov 20, 2022 4 at Denver, Dec 11, 2022 4 at Cincinnati, Jan 02, 2022 4 vs. Dallas, Nov 21, 2021 ...5 more at 4.	<b>Interceptions</b>	1 vs. Jacksonville, Oct 07, 2018 1 vs. Philadelphia, Sep 17, 2017
<b>Sacks</b>	3.5 vs. Dallas, Nov 21, 2021 3.0 vs. Philadelphia, Sep 17, 2017 2.5 at Las Vegas, Jan 07, 2023 2.5 vs. L.A. Chargers, Dec 13, 2018 2.0 at L.A. Chargers, Nov 20, 2022 ...8 more at 2.0.	<b>Interception Return Yards</b>	20 vs. Jacksonville, Oct 07, 2018
<b>Passes Defensed</b>	2 vs. Denver, Dec 05, 2021 2 at Las Vegas, Nov 14, 2021 2 at L.A. Chargers, Nov 18, 2019 ...3 more at 2.	<b>Safeties</b>	1 at Miami, Dec 13, 2020
<b>Forced Fumbles</b>	2 at Baltimore, Sep 28, 2020 2 vs. Philadelphia, Sep 17, 2017 1 at San Francisco, Oct 23, 2022 1 at Arizona, Sep 11, 2022 ...6 more at 1.	<b>Longest Opp Fumble Return</b>	12 at Detroit, Sep 29, 2019 2 at Tampa Bay, Oct 02, 2022
<b>Fumble Recoveries</b>	1 vs. Dallas, Nov 21, 2021 1 at Detroit, Sep 29, 2019		



SINGLE-GAME HIGHS - POSTSEASON: DEFENSIVE

<b>Total Tackles</b>	5 at Tampa Bay, Feb 07, 2021 4 vs. Cincinnati, Jan 29, 2023 3 at Philadelphia, Feb 12, 2023 3 vs. Cincinnati, Jan 30, 2022 3 vs. Cleveland, Jan 17, 2021	<b>Passes Defensed</b>	3 vs. San Francisco, Feb 02, 2020 3 vs. Indianapolis, Jan 12, 2019 2 vs. Pittsburgh, Jan 15, 2017 1 vs. New England, Jan 20, 2019
<b>Solo Tackles</b>	3 vs. Cincinnati, Jan 29, 2023 3 at Tampa Bay, Feb 07, 2021 2 at Philadelphia, Feb 12, 2023 2 vs. Cincinnati, Jan 30, 2022 1 vs. Jacksonville, Jan 21, 2023 ...6 more at 1.	<b>Tackles For Loss</b>	3 vs. Cincinnati, Jan 29, 2023 1 vs. Buffalo, Jan 23, 2022 1 vs. Pittsburgh, Jan 16, 2022
<b>Sacks</b>	2.0 vs. Cincinnati, Jan 29, 2023		

2016 GAME-BY-GAME REGULAR-SEASON STATISTICS (CHIEFS)

DATE	OPPONENT	P/S	TACKLES								INTERCEPTIONS					O. FUMB				ST				MISC		W/L	SCORE			
			TK	S	A	SK	YDS	TFL	YDS	QBH	NO	YDS	LG	TD	PD	FF	FR	TD	YDS	TK	S	A	FF	FR	S			A		
09/11	Chargers	P	0	0	0	0.0	0.0	0	0	0	0	0	0	0	0	0	0	0	0	0	0	0	0	0	0	0	W	33-27+		
09/18	at Texans	P	2	0	2	0.0	0.0	0	0	0	0	0	0	0	0	0	0	0	0	0	0	0	0	0	0	0	L	12-19		
09/25	Jets	P	1	0	1	0.0	0.0	0	0	0	0	0	0	0	0	0	0	0	0	0	0	0	0	0	0	W	24-3			
10/02	at Steelers	P	2	0	2	0.0	0.0	0	0	0	0	0	0	0	0	0	0	0	0	0	0	0	0	0	0	0	L	14-43		
10/16	at Raiders	P	2	1	1	0.0	0.0	1	3	0	0	0	0	0	0	0	0	0	0	0	0	0	0	0	0	0	W	26-10		
10/23	Saints	S	2	0	2	0.0	0.0	0	0	0	0	0	0	0	0	0	0	0	0	0	0	0	0	0	0	0	W	27-21		
10/30	at Colts	S	1	1	0	1.0	7.0	1	7	2	0	0	0	0	0	0	0	0	0	0	0	0	0	0	0	0	W	30-14		
11/06	Jaguars	S	2	1	1	0.0	0.0	0	0	0	0	0	0	0	0	0	0	0	0	0	0	0	0	0	0	0	W	19-14		
11/13	at Panthers	S	3	3	0	1.0	12.0	1	12	1	0	0	0	0	0	0	0	0	0	0	0	0	0	0	0	0	W	20-17		
11/20	Buccaneers	S	1	1	0	0.0	0.0	0	0	2	0	0	0	0	0	1	0	0	0	0	0	0	0	0	0	0	L	17-19		
11/27	at Broncos	S	1	1	0	0.0	0.0	1	1	0	0	0	0	0	0	1	0	0	0	0	0	0	0	0	0	0	W	30-27+		
12/04	at Falcons	S	0	0	0	0.0	0.0	0	0	2	0	0	0	0	0	0	0	0	0	0	0	0	0	0	0	0	W	29-28		
12/08	Raiders	S	5	3	2	0.0	0.0	0	0	1	0	0	0	0	0	0	0	0	0	0	0	0	0	0	0	0	W	21-13		
12/18	Titans	S	1	1	0	0.0	0.0	0	0	1	0	0	0	0	0	0	0	0	0	0	0	0	0	0	0	0	L	17-19		
12/25	Broncos	S	1	1	0	0.0	0.0	0	0	1	0	0	0	0	0	2	0	0	0	0	0	0	0	0	0	0	W	33-10		
01/01	at Chargers	S	4	4	0	0.0	0.0	1	3	0	0	0	0	0	0	0	0	0	0	0	0	0	0	0	0	0	W	37-27		
<b>2016 TOTALS</b>		<b>16-11</b>	<b>28</b>	<b>17</b>	<b>11</b>	<b>2.0</b>	<b>19.0</b>	<b>5</b>	<b>26</b>	<b>10</b>	<b>0</b>	<b>0</b>	<b>0</b>	<b>0</b>	<b>4</b>	<b>0</b>	<b>0</b>	<b>0</b>	<b>0</b>	<b>0</b>	<b>0</b>	<b>0</b>	<b>0</b>	<b>0</b>	<b>0</b>	<b>0</b>	<b>0</b>	<b>0</b>	<b>0</b>	<b>12-4</b>

+ - Overtime

2017 GAME-BY-GAME REGULAR-SEASON STATISTICS (CHIEFS)

DATE	OPPONENT	P/S	TACKLES								INTERCEPTIONS					O. FUMB				ST				MISC		W/L	SCORE		
			TK	S	A	SK	YDS	TFL	YDS	QBH	NO	YDS	LG	TD	PD	FF	FR	TD	YDS	TK	S	A	FF	FR	S			A	
09/07	at Patriots	S	0	0	0	0.0	0.0	0	0	0	0	0	0	0	0	0	0	0	0	0	0	0	0	0	0	0	W	42-27	
09/17	Eagles	P	4	4	0	3.0	13.0	1	5	2	1	-3	-3	0	1	2	0	0	0	0	0	0	0	0	0	0	W	27-20	
09/24	at Chargers	P	3	2	1	0.0	0.0	1	0	2	0	0	0	0	0	0	0	0	0	0	0	0	0	0	0	0	W	24-10	
10/02	Redskins	S	2	1	1	0.0	0.0	0	0	0	0	0	0	0	0	0	0	0	0	0	0	0	0	0	0	0	W	29-20	
10/08	at Texans	S	2	1	1	0.5	3.0	0	0	2	0	0	0	0	0	1	0	0	0	0	0	0	0	0	0	0	W	42-34	
10/15	Steelers	P	1	0	1	0.0	0.0	0	0	1	0	0	0	0	0	0	0	0	0	0	0	0	0	0	0	0	L	13-19	
10/19	at Raiders	P	2	2	0	0.0	0.0	0	0	0	0	0	0	0	0	1	0	0	0	0	0	0	0	0	0	0	L	30-31	
10/30	Broncos	P	3	1	2	0.0	0.0	0	0	1	0	0	0	0	0	0	0	0	0	0	0	0	0	0	0	0	W	29-19	
11/05	at Cowboys	P	1	0	1	0.0	0.0	0	0	0	0	0	0	0	0	2	0	0	0	0	0	0	0	0	0	0	L	17-28	
11/19	at Giants	S	4	2	2	0.0	0.0	0	0	0	0	0	0	0	0	1	0	0	0	0	0	0	0	0	0	0	L	9-12+	
11/26	Bills	S	1	1	0	0.0	0.0	0	0	0	0	0	0	0	0	1	0	0	0	0	0	0	0	0	0	0	L	10-16	
12/03	at Jets	S	2	1	1	0.0	0.0	0	0	0	0	0	0	0	0	0	0	0	0	0	0	0	0	0	0	0	L	31-38	
12/10	Raiders	P	2	2	0	1.0	7.0	2	10	2	0	0	0	0	0	0	0	0	0	0	0	0	0	0	0	0	W	26-15	
12/16	Chargers	P	2	2	0	1.0	9.0	1	9	2	0	0	0	0	0	0	0	0	0	0	0	0	0	0	0	0	W	30-13	
12/24	Dolphins	S	1	1	0	0.0	0.0	0	0	0	0	0	0	0	0	1	0	0	0	0	0	0	0	0	0	0	W	29-13	
12/31	at Broncos	P	2	2	0	1.0	10.0	0	0	1	0	0	0	0	0	1	0	0	0	0	0	0	0	0	0	0	W	27-24	
<b>2017 TOTALS</b>		<b>16-7</b>	<b>32</b>	<b>22</b>	<b>10</b>	<b>6.5</b>	<b>42.0</b>	<b>5</b>	<b>24</b>	<b>13</b>	<b>1</b>	<b>-3</b>	<b>-3</b>	<b>0</b>	<b>7</b>	<b>4</b>	<b>0</b>	<b>0</b>	<b>0</b>	<b>0</b>	<b>0</b>	<b>0</b>	<b>0</b>	<b>0</b>	<b>0</b>	<b>0</b>	<b>0</b>	<b>0</b>	<b>10-6</b>

+ - Overtime



2018 GAME-BY-GAME REGULAR-SEASON STATISTICS (CHIEFS)

DATE	OPPONENT	P/S	TACKLES							INTERCEPTIONS				O. FUMB				ST				MISC		W/L	SCORE				
			TK	S	A	SK	YDS	TFL	YDS	QBH	NO	YDS	LG	TD	PD	FF	FR	TD	YDS	TK	S	A	FF			FR	S	A	
09/09	at Chargers	S	3	3	0	0.0	0.0	1	2	1	0	0	0	0	0	0	0	0	0	0	0	0	0	0	0	W	38-28		
09/16	at Steelers	S	1	1	0	0.0	0.0	1	3	0	0	0	0	0	0	0	0	0	0	0	0	0	0	0	0	W	42-37		
09/23	49ers	S	3	3	0	0.0	0.0	1	8	0	0	0	0	0	0	0	0	0	0	0	0	0	0	0	0	W	38-27		
10/01	at Broncos	S	0	0	0	0.0	0.0	0	0	2	0	0	0	0	0	0	0	0	0	0	0	0	0	0	0	W	27-23		
10/07	Jaguars	S	1	1	0	1.0	6.0	1	6	1	1	20	20	1	1	0	0	0	0	0	0	0	0	0	0	W	30-14		
10/14	at Patriots	P	2	1	1	1.0	6.0	0	0	0	0	0	0	0	0	1	0	0	0	0	0	0	0	0	0	L	40-43		
10/21	Bengals	S	3	3	0	1.0	11.0	2	12	1	0	0	0	0	0	0	0	0	0	0	0	0	0	0	0	W	45-10		
10/28	Broncos	S	1	1	0	1.0	10.0	1	10	2	0	0	0	0	0	0	0	0	0	0	0	0	0	0	0	W	30-23		
11/04	at Browns	P	3	3	0	1.0	13.0	2	14	1	0	0	0	0	0	0	0	0	0	0	0	0	0	0	0	W	37-21		
11/11	Cardinals	S	3	2	1	2.0	21.0	1	7	3	0	0	0	0	2	1	0	0	0	0	0	0	0	0	0	W	26-14		
11/19	at Rams	S	6	6	0	2.0	13.0	3	14	4	0	0	0	0	1	0	0	0	0	0	0	0	0	0	0	L	51-54		
12/02	at Raiders	S	5	4	1	1.5	8.0	1	6	2	0	0	0	0	0	0	0	0	0	0	0	0	0	0	0	W	40-33		
12/09	Ravens	P	3	3	0	1.0	7.0	1	7	1	0	0	0	0	0	0	0	0	0	0	0	0	0	0	0	W	27-24+		
12/13	Chargers	S	3	2	1	2.5	15.5	2	13	8	0	0	0	0	1	0	0	0	0	0	0	0	0	0	0	L	28-29		
12/23	at Seahawks	P	3	2	1	1.5	11.5	2	10	3	0	0	0	0	0	0	0	0	0	0	0	0	0	0	0	L	31-38		
12/30	Raiders	P	0	0	0	0.0	0.0	0	0	0	0	0	0	0	0	0	0	0	0	0	0	0	0	0	0	W	35-3		
<b>2018 TOTALS</b>		<b>16-11</b>	<b>40</b>	<b>35</b>	<b>5</b>	<b>15.5</b>	<b>122.0</b>	<b>19</b>	<b>112</b>	<b>29</b>	<b>1</b>	<b>20</b>	<b>20T</b>	<b>1</b>	<b>5</b>	<b>2</b>	<b>0</b>	<b>0</b>	<b>0</b>	<b>0</b>	<b>0</b>	<b>0</b>	<b>0</b>	<b>0</b>	<b>0</b>	<b>0</b>	<b>0</b>	<b>0</b>	<b>12-4</b>

+ - Overtime

2019 GAME-BY-GAME REGULAR-SEASON STATISTICS (CHIEFS)

DATE	OPPONENT	P/S	TACKLES							INTERCEPTIONS				O. FUMB				ST				MISC		W/L	SCORE				
			TK	S	A	SK	YDS	TFL	YDS	QBH	NO	YDS	LG	TD	PD	FF	FR	TD	YDS	TK	S	A	FF			FR	S	A	
09/08	at Jaguars	S	1	1	0	0.0	0.0	0	0	1	0	0	0	0	0	0	0	0	0	0	0	0	0	0	0	W	40-26		
09/15	at Raiders	S	5	3	2	1.0	6.0	1	6	3	0	0	0	0	1	0	0	0	0	0	0	0	0	0	0	W	28-10		
09/22	Ravens	S	2	1	1	0.0	0.0	0	0	0	0	0	0	0	0	0	0	0	0	0	0	0	0	0	0	W	33-28		
09/29	at Lions	S	2	2	0	1.0	10.0	1	10	1	0	0	0	0	0	0	1	0	12	0	0	0	0	0	0	W	34-30		
10/06	Colts	S	1	1	0	0.0	0.0	0	0	2	0	0	0	0	0	0	0	0	0	0	0	0	0	0	0	L	13-19		
10/13	Texans										INACTIVE													L	24-31				
10/17	at Broncos										INACTIVE													W	30-6				
10/27	Packers										INACTIVE													L	24-31				
11/03	Vikings	P	3	2	1	1.0	8.0	1	8	2	0	0	0	0	0	0	0	0	0	0	0	0	0	0	0	0	W	26-23	
11/10	at Titans	S	8	4	4	2.0	19.0	1	7	2	0	0	0	0	0	1	0	0	0	0	0	0	0	0	0	L	32-35		
11/18	at Chargers	S	0	0	0	0.0	0.0	0	0	1	0	0	0	0	2	0	0	0	0	0	0	0	0	0	0	W	24-17		
12/01	Raiders	S	5	2	3	1.0	2.0	1	2	1	0	0	0	0	1	0	0	0	0	0	0	0	0	0	0	W	40-9		
12/08	at Patriots	S	3	2	1	1.0	10.0	1	10	1	0	0	0	0	0	0	0	0	0	0	0	0	0	0	0	W	23-16		
12/15	Broncos	S	1	1	0	0.0	0.0	0	0	3	0	0	0	0	0	0	0	0	0	0	0	0	0	0	0	W	23-3		
12/22	at Bears	S	3	3	0	1.0	13.0	1	13	1	0	0	0	0	0	0	0	0	0	0	0	0	0	0	0	W	26-3		
12/29	Chargers	S	2	1	1	1.0	7.0	1	7	2	0	0	0	0	0	0	0	0	0	0	0	0	0	0	0	W	31-21		
<b>2019 TOTALS</b>		<b>13-12</b>	<b>36</b>	<b>23</b>	<b>13</b>	<b>9.0</b>	<b>75.0</b>	<b>8</b>	<b>63</b>	<b>20</b>	<b>0</b>	<b>0</b>	<b>0</b>	<b>0</b>	<b>4</b>	<b>1</b>	<b>1</b>	<b>0</b>	<b>12</b>	<b>0</b>	<b>0</b>	<b>0</b>	<b>0</b>	<b>0</b>	<b>0</b>	<b>0</b>	<b>0</b>	<b>0</b>	<b>12-4</b>

2020 GAME-BY-GAME REGULAR-SEASON STATISTICS (CHIEFS)

DATE	OPPONENT	P/S	TACKLES							INTERCEPTIONS				O. FUMB				ST				MISC		W/L	SCORE			
			TK	S	A	SK	YDS	TFL	YDS	QBH	NO	YDS	LG	TD	PD	FF	FR	TD	YDS	TK	S	A	FF			FR	S	A
09/10	Texans	S	4	3	1	1.5	2.0	0	0	2	0	0	0	0	0	0	0	0	0	0	0	0	0	0	0	W	34-20	
09/20	at Chargers	S	3	2	1	0.0	0.0	0	0	2	0	0	0	0	0	0	0	0	0	0	0	0	0	0	0	W	23-20+	
09/28	at Ravens	S	5	3	2	2.0	9.0	0	0	2	0	0	0	0	0	2	0	0	0	0	0	0	0	0	0	W	34-20	
10/05	Patriots										INACTIVE													W	26-10			
10/11	Raiders	S	4	3	1	0.0	0.0	0	0	1	0	0	0	0	1	0	0	0	0	0	0	0	0	0	0	L	32-40	
10/19	at Bills	S	2	0	2	0.0	0.0	0	0	0	0	0	0	0	0	0	0	0	0	0	0	0	0	0	0	W	26-17	
10/25	at Broncos	S	3	1	2	1.0	8.0	1	8	2	0	0	0	0	0	0	0	0	0	0	0	0	0	0	0	W	43-16	
11/01	Jets	S	1	1	0	0.0	0.0	0	0	3	0	0	0	0	0	0	0	0	0	0	0	0	0	0	0	W	35-9	
11/08	Panthers	S	2	1	1	1.0	0.0	0	0	5	0	0	0	0	0	0	0	0	0	0	0	0	0	0	0	W	33-31	
11/22	at Raiders	S	4	3	1	0.0	0.0	0	0	1	0	0	0	0	0	0	0	0	0	0	0	0	0	0	0	W	35-31	
11/29	at Buccaneers	S	0	0	0	0.0	0.0	0	0	2	0	0	0	0	0	0	0	0	0	0	0	0	0	0	0	W	27-24	
12/06	Broncos	S	3	1	2	0.0	0.0	0	0	1	0	0	0	0	1	0	0	0	0	0	0	0	0	0	0	W	22-16	
12/13	at Dolphins	S	4	4	0	1.0	6.0	1	6	1	0	0	0	0	1	0	0	0	0	0	0	0	0	0	0	W	33-27	
12/20	at Saints	S	0	0	0	0.0	0.0	0	0	2	0	0	0	0	0	0	0	0	0	0	0	0	0	0	0	W	32-29	
12/27	Falcons	S	1	1	0	1.0	3.0	1	3	4	0	0	0	0	1	0	0	0	0	0	0	0	0	0	0	W	17-14	
01/03	Chargers	P	0	0	0	0.0	0.0	0	0	0	0	0	0	0	0	0	0	0	0	0	0	0	0	0	0	L	21-38	
<b>2020 TOTALS</b>		<b>15-14</b>	<b>36</b>	<b>23</b>	<b>13</b>	<b>7.5</b>	<b>28.0</b>	<b>3</b>	<b>17</b>	<b>28</b>	<b>0</b>	<b>0</b>	<b>0</b>	<b>0</b>	<b>4</b>	<b>2</b>	<b>0</b>	<b>0</b>	<b>0</b>	<b>0</b>	<b>0</b>	<b>0</b>	<b>0</b>	<b>0</b>	<b>0</b>	<b>0</b>	<b>0</b>	<b>14-2</b>

+ - Overtime





2018 GAME-BY-GAME POSTSEASON STATISTICS (CHIEFS)

DATE	OPPONENT	P/S	TACKLES							INTERCEPTIONS					O. FUMB				ST				MISC		W/L	SCORE		
			TK	S	A	SK	YDS	TFL	YDS	QBH	NO	YDS	LG	TD	PD	FF	FR	TD	YDS	TK	S	A	FF	FR			S	A
01/12	Colts	P	0	0	0	0.0	0.0	0	0	1	0	0	0	0	3	0	0	0	0	0	0	0	0	0	0	0	W	31-13
01/20	Patriots	S	0	0	0	0.0	0.0	0	0	0	0	0	0	0	1	0	0	0	0	0	0	0	0	0	0	0	L	31-37+
<b>2018 TOTALS</b>		<b>2-1</b>	<b>0</b>	<b>0</b>	<b>0</b>	<b>0.0</b>	<b>0.0</b>	<b>0</b>	<b>0</b>	<b>1</b>	<b>0</b>	<b>0</b>	<b>0</b>	<b>0</b>	<b>4</b>	<b>0</b>	<b>0</b>	<b>0</b>	<b>0</b>	<b>0</b>	<b>0</b>	<b>0</b>	<b>0</b>	<b>0</b>	<b>0</b>	<b>0</b>	<b>1-1</b>	

+ - Overtime

2019 GAME-BY-GAME POSTSEASON STATISTICS (CHIEFS)

DATE	OPPONENT	P/S	TACKLES							INTERCEPTIONS					O. FUMB				ST				MISC		W/L	SCORE			
			TK	S	A	SK	YDS	TFL	YDS	QBH	NO	YDS	LG	TD	PD	FF	FR	TD	YDS	TK	S	A	FF	FR			S	A	
01/12	Texans		INACTIVE																									W	51-31
01/19	Titans	P	2	1	1	0.0	0.0	0	0	1	0	0	0	0	0	0	0	0	0	0	0	0	0	0	0	0	W	35-24	
02/02	49ers	S	1	0	1	0.0	0.0	0	0	0	0	0	0	0	3	0	0	0	0	0	0	0	0	0	0	0	W	31-20	
<b>2019 TOTALS</b>		<b>2-1</b>	<b>3</b>	<b>1</b>	<b>2</b>	<b>0.0</b>	<b>0.0</b>	<b>0</b>	<b>0</b>	<b>1</b>	<b>0</b>	<b>0</b>	<b>0</b>	<b>0</b>	<b>3</b>	<b>0</b>	<b>0</b>	<b>0</b>	<b>0</b>	<b>0</b>	<b>0</b>	<b>0</b>	<b>0</b>	<b>0</b>	<b>0</b>	<b>0</b>	<b>3-0</b>		

2020 GAME-BY-GAME POSTSEASON STATISTICS (CHIEFS)

DATE	OPPONENT	P/S	TACKLES							INTERCEPTIONS					O. FUMB				ST				MISC		W/L	SCORE		
			TK	S	A	SK	YDS	TFL	YDS	QBH	NO	YDS	LG	TD	PD	FF	FR	TD	YDS	TK	S	A	FF	FR			S	A
01/17	Browns	S	3	1	2	0.0	0.0	0	0	1	0	0	0	0	0	0	0	0	0	0	0	0	0	0	0	0	W	22-17
01/24	Bills	S	1	0	1	0.0	0.0	0	0	1	0	0	0	0	0	0	0	0	0	0	0	0	0	0	0	0	W	38-24
02/07	at Buccaneers	S	5	3	2	0.0	0.0	0	0	0	0	0	0	0	0	0	0	0	0	0	0	0	0	0	0	0	L	9-31
<b>2020 TOTALS</b>		<b>3-3</b>	<b>9</b>	<b>4</b>	<b>5</b>	<b>0.0</b>	<b>0.0</b>	<b>0</b>	<b>0</b>	<b>2</b>	<b>0</b>	<b>0</b>	<b>0</b>	<b>0</b>	<b>0</b>	<b>0</b>	<b>0</b>	<b>0</b>	<b>0</b>	<b>0</b>	<b>0</b>	<b>0</b>	<b>0</b>	<b>0</b>	<b>0</b>	<b>0</b>	<b>2-1</b>	

2021 GAME-BY-GAME POSTSEASON STATISTICS (CHIEFS)

DATE	OPPONENT	P/S	TACKLES							INTERCEPTIONS					O. FUMB				ST				MISC		W/L	SCORE		
			TK	S	A	SK	YDS	TFL	YDS	QBH	NO	YDS	LG	TD	PD	FF	FR	TD	YDS	TK	S	A	FF	FR			S	A
01/16	Steelers	S	2	1	1	0.0	0.0	1	0	0	0	0	0	0	0	0	0	0	0	0	0	0	0	0	0	0	W	42-21
01/23	Bills	S	1	1	0	0.0	0.0	1	7	0	0	0	0	0	0	0	0	0	0	0	0	0	0	0	0	0	W	42-36+
01/30	Bengals	S	3	2	1	0.0	0.0	0	0	0	0	0	0	0	0	0	0	0	0	0	0	0	0	0	0	0	L	24-27+
<b>2021 TOTALS</b>		<b>3-3</b>	<b>6</b>	<b>4</b>	<b>2</b>	<b>0.0</b>	<b>0.0</b>	<b>2</b>	<b>7</b>	<b>0</b>	<b>0</b>	<b>0</b>	<b>0</b>	<b>0</b>	<b>0</b>	<b>0</b>	<b>0</b>	<b>0</b>	<b>0</b>	<b>0</b>	<b>0</b>	<b>0</b>	<b>0</b>	<b>0</b>	<b>0</b>	<b>0</b>	<b>2-1</b>	

+ - Overtime

2022 GAME-BY-GAME POSTSEASON STATISTICS (CHIEFS)

DATE	OPPONENT	P/S	TACKLES							INTERCEPTIONS					O. FUMB				ST				MISC		W/L	SCORE		
			TK	S	A	SK	YDS	TFL	YDS	QBH	NO	YDS	LG	TD	PD	FF	FR	TD	YDS	TK	S	A	FF	FR			S	A
01/21	Jaguars	S	1	1	0	0.0	0.0	0	0	1	0	0	0	0	0	0	0	0	0	0	0	0	0	0	0	0	W	27-20
01/29	Bengals	S	4	3	1	2.0	13.0	3	16	5	0	0	0	0	0	0	0	0	0	0	0	0	0	0	0	0	W	23-20
02/12	at Eagles	S	3	2	1	0.0	0.0	0	0	0	0	0	0	0	0	0	0	0	0	0	0	0	0	0	0	0	W	38-35
<b>2022 TOTALS</b>		<b>3-3</b>	<b>8</b>	<b>6</b>	<b>2</b>	<b>2.0</b>	<b>13.0</b>	<b>3</b>	<b>16</b>	<b>6</b>	<b>0</b>	<b>0</b>	<b>0</b>	<b>0</b>	<b>0</b>	<b>0</b>	<b>0</b>	<b>0</b>	<b>0</b>	<b>0</b>	<b>0</b>	<b>0</b>	<b>0</b>	<b>0</b>	<b>0</b>	<b>0</b>	<b>3-0</b>	







# NIC JONES

**CORNERBACK #31**  
**BALL STATE**



**ROOKIE**

**HEIGHT:** 6'0"  
**WEIGHT:** 189 LBS  
**DRAFTED:** D7-23  
**BIRTHDAY:** 10/15/01

👁️ Rookie cornerback enters his first season with the Chiefs in 2023.

👁️ Originally entered the NFL as a seventh-round pick (250th overall) by the Kansas City Chiefs in the 2023 NFL Draft.

**Transactions:**

Originally entered the NFL as a seventh-round pick (250th overall) by the Kansas City Chiefs in the 2023 NFL Draft.

**COLLEGE**

Played in 37 games at Ball State (2019-22) ... Notched 64 tackles (49 solo), one tackle for loss, three interceptions returned for 12 yards, 22 passes defended and two blocks ... Returned five kicks for 94 yards ... Received the Ball State John Hodge Award given to the team's most outstanding freshman in 2019.

**PERSONAL**

- 👁️ Earned two letters from Head Coach Tim Conley at Southfield A&T High.
- 👁️ 3-star recruit via 247Sports.
- 👁️ Second team all-league honors.
- 👁️ Posted three interceptions, four passes defended and three forced fumbles as a senior.
- 👁️ Son of William Jones and Natelege Sims.
- 👁️ Five brothers and two sisters.

**NIC JONES' NFL REGULAR SEASON DEFENSIVE STATISTICS**

DATE	TEAM	GP	GS	TACKLES							INTERCEPTIONS					O. FUMB			ST			MISC						
				TK	S	A	TFL	YDS	SK	YDS	QBH	NO	YDS	LG	TD	PD	FF	FR	TD	YDS	TK	S	A	FF	FR	S	A	
2023	Chiefs	2	0	0	0	0	0	0	0	0.0	0.0	0	0	0	0	0	0	0	0	0	0	0	0	0	0	0	0	0
<b>NFL TOTALS</b>		<b>2</b>	<b>0</b>	<b>0</b>	<b>0</b>	<b>0</b>	<b>0</b>	<b>0</b>	<b>0</b>	<b>0.0</b>	<b>0.0</b>	<b>0</b>	<b>0</b>	<b>0</b>	<b>0</b>	<b>0</b>	<b>0</b>	<b>0</b>	<b>0</b>	<b>0</b>	<b>0</b>	<b>0</b>	<b>0</b>	<b>0</b>	<b>0</b>	<b>0</b>	<b>0</b>	<b>0</b>

**2023 GAME-BY-GAME REGULAR-SEASON STATISTICS (CHIEFS)**

DATE	OPPONENT	P/S	TACKLES							INTERCEPTIONS					O. FUMB			ST			MISC		W/L	SCORE						
			TK	S	A	SK	YDS	TFL	YDS	QBH	NO	YDS	LG	TD	PD	FF	FR	TD	YDS	TK	S	A			FF	FR	S	A		
09/07	Lions																												L	20-21
09/17	at Jaguars																												W	17-9
09/24	Bears																												W	41-10
10/01	at Jets	P	0	0	0	0.0	0.0	0	0	0	0	0	0	0	0	0	0	0	0	0	0	0	0	0	0	0	0	0	W	23-20
10/08	at Vikings	P	0	0	0	0.0	0.0	0	0	0	0	0	0	0	0	0	0	0	0	0	0	0	0	0	0	0	0	0	W	27-20
10/12	Broncos																											W	19-8	
<b>2023 TOTALS</b>		<b>2-0</b>	<b>0</b>	<b>0</b>	<b>0</b>	<b>0.0</b>	<b>0.0</b>	<b>0</b>	<b>0</b>	<b>0</b>	<b>0</b>	<b>0</b>	<b>0</b>	<b>0</b>	<b>0</b>	<b>0</b>	<b>0</b>	<b>0</b>	<b>0</b>	<b>0</b>	<b>0</b>	<b>0</b>	<b>0</b>	<b>0</b>	<b>0</b>	<b>0</b>	<b>0</b>	<b>0</b>	<b>5-1</b>	





# GEORGE KARLAFTIS



**DEFENSIVE END #56**

**PURDUE**

**2ND** YEAR IN THE NFL

**2ND** YEAR WITH THE CHIEFS

**HEIGHT:** 6'4"  
**WEIGHT:** 263 LBS  
**DRAFTED:** D1B-22  
**BIRTHDAY:** 4/3/01

- Second-year defensive end enters his second season with the Chiefs in 2023.
- Originally entered the NFL as the second of two first-round picks (30th overall) by the Kansas City Chiefs in the 2022 NFL Draft.

### Career Highlights:

- In 2022, George Karlaftis became the 19th player in franchise history to start all regular season games in their rookie season. Karlaftis joins C Creed Humphrey and G Trey

Smith to be the first three to start 17 games in their rookie season since the NFL added a 17th regular season game in the 2021 season.

- As a rookie, finished the 2022 season with the second-most sacks on the team (6.0) behind DT Chris Jones (15.5).

### Transactions:

Originally entered the NFL as the second of two first-round picks (30th overall) by the Kansas City Chiefs in the 2022 NFL Draft.

## COLLEGE

Three-year letterwinner at Purdue ... Played 27 games, logging 99 tackles (64 solo), including 25.5 for a loss of 138.0 yards ... Recorded 14.5 sacks (-80.0 yards), one interception, five passes defended, four forced fumbles and two fumble recoveries ... Earned second-team All-Big Ten, as well as Academic All-Big Ten honors in 2020 ... Named first-team *Associated Press* Freshman All-American as a freshman in 2019.

## PERSONAL

- Selected to play in 2019 U.S. Army All-American Bowl, where he received national Defensive Player of the Year honor.
- Team went 15-0 in 2018, winning Indiana Class 3A state championship.
- Indiana Class 3A Player of the Year.
- 2018 Top 50 All-Indiana by Indiana Football Coaches Association.
- Associated Press* All-State Class 3A as a senior.
- 2018 IndyStar Mr. Football Defensive Lineman of the Year.
- According to MaxPreps, finished his senior season with 106 tackles, including 56 for loss and 17.5 sacks.
- Via MaxPreps, he finished his prep career with 332 tackles, including 84 tackles for loss and 41 sacks.
- Back-to-back state champion in shot put - 59 feet, 5 1/2 inches as a sophomore and 60 feet, 1/2 inch as a junior.
- Moved to West Lafayette, Indiana, from Athens, Greece, in eighth grade, when he began playing football.

## GEORGE KARLAFTIS' NFL REGULAR SEASON DEFENSIVE STATISTICS

DATE	TEAM	GP	GS	TACKLES							INTERCEPTIONS					O. FUMB				ST			MISC						
				TK	S	A	TFL	YDS	SK	YDS	QBH	NO	YDS	LG	TD	PD	FF	FR	TD	YDS	TK	S	A	FF	FR	S	A		
2022	Chiefs	17	17	33	18	15	8	38	6.0	40.0	11	0	0	0	0	7	0	2	0	0	0	0	0	0	0	0	0	0	0
2023	Chiefs	6	6	18	9	9	2	17	2.5	12.5	5	0	0	0	0	3	0	0	0	0	0	0	0	0	0	0	0	0	
<b>NFL TOTALS</b>		<b>23</b>	<b>23</b>	<b>51</b>	<b>27</b>	<b>24</b>	<b>10</b>	<b>55</b>	<b>8.5</b>	<b>52.5</b>	<b>16</b>	<b>0</b>	<b>0</b>	<b>0</b>	<b>0</b>	<b>10</b>	<b>0</b>	<b>2</b>	<b>0</b>	<b>0</b>	<b>0</b>	<b>0</b>	<b>0</b>	<b>0</b>	<b>0</b>	<b>0</b>	<b>0</b>	<b>0</b>	

## GEORGE KARLAFTIS' NFL POSTSEASON DEFENSIVE STATISTICS

DATE	TEAM	GP	GS	TACKLES							INTERCEPTIONS					O. FUMB				ST			MISC					
				TK	S	A	TFL	YDS	SK	YDS	QBH	NO	YDS	LG	TD	PD	FF	FR	TD	YDS	TK	S	A	FF	FR	S	A	
2022	Chiefs	3	3	4	2	2	1	4	1.0	4.0	1	0	0	0	0	0	0	0	0	0	0	0	0	0	0	0	0	0
<b>NFL TOTALS</b>		<b>3</b>	<b>3</b>	<b>4</b>	<b>2</b>	<b>2</b>	<b>1</b>	<b>4</b>	<b>1.0</b>	<b>4.0</b>	<b>1</b>	<b>0</b>	<b>0</b>	<b>0</b>	<b>0</b>	<b>0</b>	<b>0</b>	<b>0</b>	<b>0</b>	<b>0</b>	<b>0</b>	<b>0</b>	<b>0</b>	<b>0</b>	<b>0</b>	<b>0</b>	<b>0</b>	



SINGLE-GAME HIGHS: DEFENSIVE

**Total Tackles** 7 vs. Detroit, Sep 07, 2023  
 5 at Indianapolis, Sep 25, 2022  
 4 at Jacksonville, Sep 17, 2023  
 3 vs. Denver, Oct 12, 2023  
 3 at Las Vegas, Jan 07, 2023  
 ...2 more at 3.

**Solo Tackles** 3 vs. Detroit, Sep 07, 2023  
 3 at Cincinnati, Dec 04, 2022  
 2 vs. Denver, Oct 12, 2023  
 2 at Las Vegas, Jan 07, 2023  
 ...2 more at 2.

**Sacks** 1.5 at Jacksonville, Sep 17, 2023  
 1.0 vs. Denver, Jan 01, 2023  
 1.0 vs. Seattle, Dec 24, 2022  
 1.0 at Denver, Dec 11, 2022  
 ...2 more at 1.0.

**Passes Defensed** 2 vs. Denver, Oct 12, 2023  
 2 vs. Jacksonville, Nov 13, 2022  
 1 vs. Detroit, Sep 07, 2023  
 1 vs. Seattle, Dec 24, 2022  
 ...4 more at 1.

**Fumble Recoveries** 1 at Las Vegas, Jan 07, 2023  
 1 vs. Denver, Jan 01, 2023

**Tackles For Loss** 1 at Jacksonville, Sep 17, 2023  
 1 vs. Detroit, Sep 07, 2023  
 1 at Las Vegas, Jan 07, 2023  
 ...7 more at 1.

SINGLE-GAME HIGHS - POSTSEASON: DEFENSIVE

**Total Tackles** 2 at Philadelphia, Feb 12, 2023  
 1 vs. Cincinnati, Jan 29, 2023  
 1 vs. Jacksonville, Jan 21, 2023

**Solo Tackles** 1 at Philadelphia, Feb 12, 2023  
 1 vs. Cincinnati, Jan 29, 2023

2022 GAME-BY-GAME REGULAR-SEASON STATISTICS (CHIEFS)

DATE	OPPONENT	P/S	TACKLES										INTERCEPTIONS					O. FUMB				ST					MISC		W/L	SCORE	
			TK	S	A	SK	YDS	TFL	YDS	QBH	NO	YDS	LG	TD	PD	FF	FR	TD	YDS	TK	S	A	FF	FR	S	A	S	A			
09/11	at Cardinals	S	1	1	0	0.0	0.0	0	0	1	0	0	0	0	1	0	0	0	0	0	0	0	0	0	0	0	0	W	44-21		
09/15	Chargers	S	1	1	0	0.0	0.0	0	0	1	0	0	0	0	1	0	0	0	0	0	0	0	0	0	0	0	0	W	27-24		
09/25	at Colts	S	5	1	4	0.0	0.0	0	0	0	0	0	0	0	0	0	0	0	0	0	0	0	0	0	0	0	L	17-20			
10/02	at Buccaneers	S	2	2	0	0.0	0.0	1	4	0	0	0	0	0	0	0	0	0	0	0	0	0	0	0	0	0	W	41-31			
10/10	Raiders	S	1	0	1	0.5	3.5	0	0	1	0	0	0	0	0	0	0	0	0	0	0	0	0	0	0	0	W	30-29			
10/16	Bills	S	2	1	1	0.0	0.0	0	0	0	0	0	0	0	0	0	0	0	0	0	0	0	0	0	0	0	L	20-24			
10/23	at 49ers	S	2	0	2	0.0	0.0	0	0	1	0	0	0	0	1	0	0	0	0	1	0	0	0	0	0	0	0	W	44-23		
11/06	Titans	S	2	1	1	0.0	0.0	0	0	0	0	0	0	0	0	0	0	0	0	0	0	0	0	0	0	0	W	20-17+			
11/13	Jaguars	S	2	0	2	0.0	0.0	0	0	0	0	0	0	0	2	0	0	0	0	0	0	0	0	0	0	0	W	27-17			
11/20	at Chargers	S	0	0	0	0.0	0.0	0	0	1	0	0	0	0	0	0	0	0	0	0	0	0	0	0	0	0	W	30-27			
11/27	Rams	S	1	1	0	1.0	10.0	1	10	1	0	0	0	0	0	0	0	0	0	0	0	0	0	0	0	0	W	26-10			
12/04	at Bengals	S	3	3	0	1.0	7.0	1	7	1	0	0	0	0	0	0	0	0	0	0	0	0	0	0	0	0	L	24-27			
12/11	at Broncos	S	3	1	2	1.0	4.0	1	4	1	0	0	0	0	1	0	0	0	0	0	0	0	0	0	0	0	W	34-28			
12/18	at Texans	S	2	2	0	0.0	0.0	1	0	0	0	0	0	0	0	0	0	0	0	0	0	0	0	0	0	0	W	30-24+			
12/24	Seahawks	S	1	1	0	1.0	9.0	1	9	1	0	0	0	0	1	0	0	0	0	0	0	0	0	0	0	0	W	24-10			
01/01	Broncos	S	2	1	1	1.0	3.0	1	3	1	0	0	0	0	0	0	1	0	0	0	0	0	0	0	0	0	W	27-24			
01/07	at Raiders	S	3	2	1	0.5	3.5	1	1	1	0	0	0	0	0	0	1	0	0	0	0	0	0	0	0	0	W	31-13			
<b>2022 TOTALS</b>		<b>17-17</b>	<b>33</b>	<b>18</b>	<b>15</b>	<b>6.0</b>	<b>40.0</b>	<b>8</b>	<b>38</b>	<b>11</b>	<b>0</b>	<b>0</b>	<b>0</b>	<b>0</b>	<b>7</b>	<b>0</b>	<b>2</b>	<b>0</b>	<b>0</b>	<b>0</b>	<b>0</b>	<b>0</b>	<b>0</b>	<b>0</b>	<b>0</b>	<b>0</b>	<b>0</b>	<b>0</b>	<b>0</b>	<b>0</b>	<b>14-3</b>

+ - Overtime

2023 GAME-BY-GAME REGULAR-SEASON STATISTICS (CHIEFS)

DATE	OPPONENT	P/S	TACKLES										INTERCEPTIONS					O. FUMB				ST					MISC		W/L	SCORE	
			TK	S	A	SK	YDS	TFL	YDS	QBH	NO	YDS	LG	TD	PD	FF	FR	TD	YDS	TK	S	A	FF	FR	S	A	S	A			
09/07	Lions	S	7	3	4	0.0	0.0	1	10	0	0	0	0	0	1	0	0	0	0	0	0	0	0	0	0	0	0	L	20-21		
09/17	at Jaguars	S	4	1	3	1.5	9.0	1	7	2	0	0	0	0	0	0	0	0	0	0	0	0	0	0	0	0	0	W	17-9		
09/24	Bears	S	2	1	1	0.5	0.0	0	0	1	0	0	0	0	0	0	0	0	0	0	0	0	0	0	0	0	W	41-10			
10/01	at Jets	S	1	1	0	0.0	0.0	0	0	1	0	0	0	0	0	0	0	0	0	0	0	0	0	0	0	0	W	23-20			
10/08	at Vikings	S	1	1	0	0.0	0.0	0	0	0	0	0	0	0	0	0	0	0	0	0	0	0	0	0	0	0	W	27-20			
10/12	Broncos	S	3	2	1	0.5	3.5	0	0	1	0	0	0	0	2	0	0	0	0	0	0	0	0	0	0	0	W	19-8			
<b>2023 TOTALS</b>		<b>6-6</b>	<b>18</b>	<b>9</b>	<b>9</b>	<b>2.5</b>	<b>12.5</b>	<b>2</b>	<b>17</b>	<b>5</b>	<b>0</b>	<b>0</b>	<b>0</b>	<b>0</b>	<b>3</b>	<b>0</b>	<b>0</b>	<b>0</b>	<b>0</b>	<b>0</b>	<b>0</b>	<b>0</b>	<b>0</b>	<b>0</b>	<b>0</b>	<b>0</b>	<b>0</b>	<b>0</b>	<b>0</b>	<b>0</b>	<b>5-1</b>

2022 GAME-BY-GAME POSTSEASON STATISTICS (CHIEFS)

DATE	OPPONENT	P/S	TACKLES										INTERCEPTIONS					O. FUMB				ST					MISC		W/L	SCORE	
			TK	S	A	SK	YDS	TFL	YDS	QBH	NO	YDS	LG	TD	PD	FF	FR	TD	YDS	TK	S	A	FF	FR	S	A	S	A			
01/21	Jaguars	S	1	0	1	0.0	0.0	0	0	0	0	0	0	0	0	0	0	0	0	0	0	0	0	0	0	0	0	W	27-20		
01/29	Bengals	S	1	1	0	1.0	4.0	1	4	1	0	0	0	0	0	0	0	0	0	0	0	0	0	0	0	0	W	23-20			
02/12	at Eagles	S	2	1	1	0.0	0.0	0	0	0	0	0	0	0	0	0	0	0	0	0	0	0	0	0	0	0	W	38-35			
<b>2022 TOTALS</b>		<b>3-3</b>	<b>4</b>	<b>2</b>	<b>2</b>	<b>1.0</b>	<b>4.0</b>	<b>1</b>	<b>4</b>	<b>1</b>	<b>0</b>	<b>0</b>	<b>0</b>	<b>0</b>	<b>0</b>	<b>0</b>	<b>0</b>	<b>0</b>	<b>0</b>	<b>0</b>	<b>0</b>	<b>0</b>	<b>0</b>	<b>0</b>	<b>0</b>	<b>0</b>	<b>0</b>	<b>0</b>	<b>0</b>	<b>0</b>	<b>3-0</b>





# TRAVIS KELCE

**TIGHT END #87**  
**CINCINNATI**

**11TH** YEAR IN  
THE NFL

**11TH** YEAR WITH  
THE CHIEFS

**HEIGHT:** 6'5"  
**WEIGHT:** 250 LBS  
**DRAFTED:** D3A-13  
**BIRTHDAY:** 10/5/89



- 👁️ 11th-year tight end enters his 11th season with the Chiefs in 2023.
- 👁️ Spent the majority of the 2013 season on the club's injured reserve list.
- 👁️ Originally entered the NFL as the first of two third-round picks (63rd overall) by the Kansas City Chiefs in the 2013 NFL Draft.

### Career Highlights:

- 👁️ Kelce has caught a pass in 143 consecutive games, marking the longest streak in franchise history besting PFHOF TE Tony Gonzalez's 126 consecutive games. He is three consecutive games behind WR DeAndre Hopkins (145) to be the active streak holder outright.
- 👁️ Kelce owns 69 career receiving touchdowns, tying for second in team history. He needs eight more receiving touchdowns to best PFHOF TE Tony Gonzalez (76).
- 👁️ Between Kelce and QB Patrick Mahomes, the pair has 46 touchdown connections. Their 46 touchdown connections is tied with PFHOF QB Len Dawson and former WR Otis Taylor for most QB-pass catcher connections in Chiefs history.
- 👁️ Kelce holds the record for most receptions by any NFL tight end in their first 10 seasons with 814 catches.
- 👁️ Currently has 35 regular season games of 100 receiving yards or more, which is the most such games in team history and is the most 100-yard games by a tight end in league history.
- 👁️ His 144 receptions of 20 or more yards is a franchise best for all pass catchers.
- 👁️ Kelce's nine consecutive seasons with 50+ receptions is tied for the top spot with WR Mike Evans for the most consecutive seasons among all active pass catchers in the league.
- 👁️ Kelce's three seasons of 100+ receptions is a franchise best for any pass catcher and a league best for all tight ends.
- 👁️ With 4,896 yards after catch, Kelce is ranked at the top of most yards after catch by any tight end in NFL history.
- 👁️ Became the fastest tight end in NFL history to reach the 800-reception plateau, doing so in 142 career games played. He is tied with PFHOF WR Torry Holt for seventh-fewest games to record 800 receptions by any NFL pass catcher.
- 👁️ After being the fastest tight end in NFL history to record 6,000, 7,000, 8,000 and 9,000 receiving yards, Kelce, once again, was the fastest to reach 10,000 receiving yards, and the fifth to ever do so. Kelce recorded 10,000 receiving yards in 140 games. Not only was he the fastest tight end to accomplish this feat, but he is tied with WR A.J. Green for the

16<sup>th</sup>-fewest games to record 10,000 receiving yards by any NFL pass catcher.

- 👁️ For the seventh-straight season in 2022, Kelce eclipsed 1,000 receiving yards, extending his previously established NFL record for tight ends and franchise pass catcher record of six such seasons.
- 👁️ His 2022 season is one for the record books as he recorded the most receptions by any Chiefs tight end in a single-season with 110 catches.
- 👁️ In Week 3 against Indianapolis Colts (9/25/22), successfully completed his fifth-career two-point conversion setting a Chiefs record for the most two-point conversions in a career.
- 👁️ Week 15 against the Chargers (12/16/21), Kelce recorded a career-high 191 yards on 10 receptions with two receiving touchdowns, including a fourth-quarter seven-yard score and the game-winning 34-yard catch-and-run touchdown in overtime.
- 👁️ Recorded 105 receptions in 2020, setting the franchise record for most receptions in a single-season by any pass catcher, at the time. He also became the first Chiefs player to record multiple seasons with 100 or more receptions (2018, 2020, 2022).
- 👁️ Finished the 2020 season with 1,416 receiving yards. Kelce and former Chiefs WR Tyreek Hill (1,276) both recorded 1,000+ receiving yards and 10+ receiving touchdowns in 2020. It marked the second time in franchise history that the club had a pair of players accomplish this feat, with Hill and Kelce also doing so in 2018. It marks the 16th time in NFL history that a team had at least two players with 10+ receiving touchdowns and 1,000+ receiving yards in the same season. Kelce and Hill are just the third pair of teammates to accomplish the feat in multiple seasons with the same team, joining Cris Carter and Randy Moss (Minnesota, 1998 and 1999) and Demaryius Thomas and Eric Decker (Denver, 2012 and 2013).
- 👁️ With 1,416 receiving yards in 2020, he set the NFL record for the most receiving yards by a tight end in NFL history, passing 49ers TE George Kittle's previous record of 1,377 yards set in 2018. He finished the 2020 season with 1,643 receiving yards in the regular and postseason, also the most by a tight end in NFL history.
- 👁️ Recorded his first-career rushing touchdown on a four-yard carry in Week 14 against New England (12/8/19).
- 👁️ During the 2018 season recorded 1,336 receiving yards the most by a tight end in a single-season in Chiefs history, at the time. He also briefly broke the NFL single-season receiving yards record before San Francisco TE George Kittle broke the record later that same day.



### Postseason Career Highlights:

- 👁️ His 16 career receiving touchdowns, 133 receptions, 1,548 receiving yards and 1,550 scrimmage yards in the postseason are all the most in franchise history.
- 👁️ Kelce's 16 receiving touchdowns are a league best for tight ends and second-most amongst all NFL pass catchers in the postseason, behind PFHOF WR Jerry Rice (22).
- 👁️ His 133 receptions are a league best for tight ends and second-most amongst all NFL pass catchers in the postseason, behind PFHOF WR Jerry Rice (151).
- 👁️ Kelce's 1,548 receiving yards are a league best for tight ends and second-most amongst all NFL pass catchers in the postseason, behind PFHOF WR Jerry Rice (2,245).
- 👁️ His seven career 100-yard receiving games in the postseason are the most in franchise history.
- 👁️ Appeared in 18th career postseason game with the club versus the Philadelphia Eagles (2/12/23) establishing a new franchise record for most postseason games played with LS James Winchester.
- 👁️ Has recorded at least three receptions in each of his 18 postseason appearances, marking the longest streak of consecutive games with at least three receptions in postseason play.
- 👁️ Caught game-winning pass from QB Patrick Mahomes in the AFC Divisional Round to beat the Buffalo Bills in overtime (1/23/22).
- 👁️ Became the second tight end in NFL history to throw a touchdown pass in the postseason after throwing a two-yard pass to WR Byron Pringle in the AFC Wild Card game versus the Steelers (1/16/22). The only other tight end to throw a postseason touchdown pass is Trey Burton, who completed a one-yard touchdown pass to QB Nick Foles for the Philadelphia Eagles in Super Bowl LII (2/4/18).
- 👁️ With 133 yards in Super Bowl LV recorded his third-consecutive postseason game with 100+ receiving yards. He became the first TE in NFL history to record three-consecutive 100-yard games in a single postseason. He joined former WR Larry Fitzgerald, who recorded four-consecutive 100-yard games in the 2008 postseason, as the only two players in NFL history with at least three-consecutive 100-yard games in the

same postseason.

- 👁️ Led the Chiefs with four receiving touchdowns in the 2019 postseason, including a one-yard score in Super Bowl LIV against San Francisco.
- 👁️ In the AFC Divisional Round against Houston (1/12/20), he scored three receiving touchdowns, the most receiving touchdowns scored in a postseason game in Chiefs history. All three scores came in the second quarter, making him the first player in the Super Bowl era to record three receiving touchdowns in a single quarter in a postseason game.

### Honors:

- 👁️ Selected to the Pro Bowl following the 2015, 2016, 2017, 2018, 2019, 2020, 2021 and 2022 seasons.
- 👁️ Named an AP All-Pro following the 2016 (first-team), 2017 (second-team), 2018 (first-team), 2019 (second-team), 2020 (first-team; unanimous), 2021 (second-team) and 2022 (first-team) seasons.
- 👁️ Received PFWA All-NFL Team honors in 2018 and 2020.
- 👁️ Received PFWA All-AFC Team honors in 2016, 2017, 2018 and 2019.
- 👁️ Received TSN All-NFL Team honors in 2016, 2019, 2020 and 2021.
- 👁️ Was voted by teammates as an offensive team captain prior to the club's 2017, 2018, 2019, 2020, 2021 and 2022 playoff games.
- 👁️ 2022 Week 11 AFC Offensive Player of the Week.
- 👁️ 2021 Week 15 AFC Offensive Player of the Week.
- 👁️ 2020 Chiefs Derrick Thomas Most Valuable Player.
- 👁️ 2010's Pro Football Hall of Fame All-Decade Team.
- 👁️ 2017 PFWA All-Pro (first-team).
- 👁️ 2016 Sporting News All-Pro.
- 👁️ 2014 Ed Block Courage Award.

### Transactions:

Re-signed with Kansas City (8/14/20) ... Re-signed with Kansas City (1/29/16) ... Originally entered the NFL as the first of two third-round picks (63rd overall) by the Kansas City Chiefs in the 2013 NFL Draft.

### COLLEGE

Played in 35 games (12 starts) at Cincinnati ... Spent the bulk of his 11-game freshman campaign being utilized as a quarterback ... Made a full transition to tight end for the 2011 season ... Caught 59 passes for 875 yards (14.83 avg.) and 10 touchdowns, adding 47 yards and two scores on eight carries (5.88 avg.), in addition to recording two tackles (one solo) with a 13-yard kickoff return while completing his only pass attempt for a 39-yard touchdown ... In 21 games as a tight end, he snagged 59 of 71 passes targeted to him, as his success rate (83.10 pct.) was the best for any active player in the collegiate ranks.

### PERSONAL

- 👁️ Three-year letterwinner at quarterback at Cleveland Heights High School.
- 👁️ Recognized with All-Lake Erie League honors after totaling 2,539 yards of total offense as a senior and collected 1,016 yards rushing, including 10 touchdowns and 1,523 passing yards on 103-of-198 attempts, with 21 scores and eight interceptions in 2007.
- 👁️ Brother, Jason Kelce, was a sixth round (191st overall) pick of the 2011 NFL Draft by the Philadelphia Eagles and was the starting center on the Super Bowl LII Championship Eagles team.
- 👁️ In 2015, founded The Eighty-Seven & Running Foundation that helps underserved youth strive to become productive citizens by mentoring and motivating them to explore and develop their abilities while learning critical life skills.
- 👁️ Majored in exploratory studies.
- 👁️ Hometown: Cleveland Heights, Ohio.

TRAVIS KELCE'S NFL REGULAR SEASON RUSHING/RECEIVING STATISTICS

DATE	TEAM	GP	GS	RECEIVING					RUSHING					
				NO.	YDS.	AVG.	LG	TD	NO.	YDS.	AVG.	LG	TD	
2013	Chiefs	1	0	0	0	0.0	0	0	0	0	0	0.0	0	0
2014	Chiefs	16	11	67	862	12.9	34	5	0	0	0	0.0	0	0
2015	Chiefs	16	16	72	875	12.2	42t	5	0	0	0.0	0	0	
2016	Chiefs	16	15	85	1,125	13.2	80t	4	1	-5	-5.0	-5	0	
2017	Chiefs	15	15	83	1,038	12.5	44	8	2	7	3.5	4	0	
2018	Chiefs	16	16	103	1,336	13.0	43	10	0	0	0.0	0	0	
2019	Chiefs	16	16	97	1,229	12.7	47	5	1	4	4.0	4t	1	
2020	Chiefs	15	15	105	1,416	13.5	45	11	0	0	0.0	0	0	
2021	Chiefs	16	16	92	1,125	12.2	69	9	2	3	1.5	4t	1	
2022	Chiefs	17	17	110	1,338	12.2	52	12	2	5	2.5	4	0	
2023	Chiefs	5	5	36	346	9.6	40	3	0	0	0.0	0	0	
<b>NFL TOTALS</b>		<b>149</b>	<b>142</b>	<b>850</b>	<b>10,690</b>	<b>12.6</b>	<b>80T</b>	<b>72</b>	<b>8</b>	<b>14</b>	<b>1.8</b>	<b>4T</b>	<b>2</b>	

TRAVIS KELCE'S NFL POSTSEASON RUSHING/RECEIVING STATISTICS

DATE	TEAM	GP	GS	RECEIVING					RUSHING					
				NO.	YDS.	AVG.	LG	TD	NO.	YDS.	AVG.	LG	TD	
2013	Chiefs	0	0	0	0	0.0	0	0	0	0	0	0.0	0	0
2015	Chiefs	2	2	14	151	10.8	48	0	0	0	0.0	0	0	
2016	Chiefs	1	1	5	77	15.4	24	0	0	0	0.0	0	0	
2017	Chiefs	1	1	4	66	16.5	27	1	0	0	0.0	0	0	
2018	Chiefs	2	2	10	131	13.1	30	1	0	0	0.0	0	0	
2019	Chiefs	3	3	19	207	10.9	28	4	1	2	2.0	2	0	
2020	Chiefs	3	3	31	360	11.6	33	3	0	0	0.0	0	0	
2021	Chiefs	3	3	23	299	13.0	48t	3	0	0	0.0	0	0	
2022	Chiefs	3	3	27	257	9.5	22	4	0	0	0.0	0	0	
<b>NFL TOTALS</b>		<b>18</b>	<b>18</b>	<b>133</b>	<b>1,548</b>	<b>11.6</b>	<b>48T</b>	<b>16</b>	<b>1</b>	<b>2</b>	<b>2.0</b>	<b>2</b>	<b>0</b>	

TRAVIS KELCE'S NFL REGULAR SEASON PASSING/RUSHING STATISTICS

DATE	TEAM	GP	GS	PASSING										RUSHING					
				ATT.	CMP.	PCT.	YDS	AVG.	TD	INT.	LG	SK	LST	RATE	NO.	YDS.	AVG.	LG	TD
2013	Chiefs	1	0	0	0	0.0	0	0.0	0	0	0	0	0	0.0	0	0	0.0	0	0
2014	Chiefs	16	11	0	0	0.0	0	0.0	0	0	0	0	0	0.0	0	0	0.0	0	0
2015	Chiefs	16	16	0	0	0.0	0	0.0	0	0	0	0	0	0.0	0	0	0.0	0	0
2016	Chiefs	16	15	0	0	0.0	0	0.0	0	0	0	0	0	0.0	1	-5	-5.0	0	0
2017	Chiefs	15	15	1	0	0.0	0	0.0	0	1	0	0	0	0.0	2	7	3.5	4	0
2018	Chiefs	16	16	0	0	0.0	0	0.0	0	0	0	0	0	0.0	0	0	0.0	0	0
2019	Chiefs	16	16	0	0	0.0	0	0.0	0	0	0	0	0	0.0	1	4	4.0	4t	1
2020	Chiefs	15	15	2	1	50.0	4	2.0	0	0	4	0	0	56.3	0	0	0.0	0	0
2021	Chiefs	16	16	0	0	0.0	0	0.0	0	0	0	0	0	0.0	2	3	1.5	4t	1
2022	Chiefs	17	17	0	0	0.0	0	0.0	0	0	0	0	0	0.0	2	5	2.5	4	0
2023	Chiefs	5	5	0	0	0.0	0	0.0	0	0	0	0	0	0.0	0	0	0.0	0	0
<b>TOTALS</b>		<b>149</b>	<b>142</b>	<b>3</b>	<b>1</b>	<b>33.3</b>	<b>4</b>	<b>1.3</b>	<b>0</b>	<b>1</b>	<b>4</b>	<b>0</b>	<b>0</b>	<b>2.8</b>	<b>8</b>	<b>14</b>	<b>1.8</b>	<b>4T</b>	<b>2</b>



SINGLE-GAME HIGHS: RUSHING/RECEIVING

<b>Rush Attempts</b>	1 at Cincinnati, Jan 02, 2022 1 vs. Dallas, Nov 21, 2021 1 at New England, Dec 08, 2019 ...3 more at 1.	<b>Receiving Average</b>	29.3 at Jacksonville, Sep 08, 2019 23.5 at N.Y. Jets, Dec 03, 2017 23.3 vs. New England, Oct 05, 2020 20.3 at Denver, Sep 14, 2014 20.2 vs. Oakland, Dec 08, 2016
<b>Rushing Yards</b>	4 vs. Dallas, Nov 21, 2021 4 at New England, Dec 08, 2019 4 at New England, Sep 07, 2017 3 vs. Washington, Oct 02, 2017 1 at Indianapolis, Sep 25, 2022	<b>Longest Receptions</b>	80t vs. Denver, Dec 25, 2016 69 at L.A. Chargers, Dec 16, 2021 52 vs. Seattle, Dec 24, 2022 47 vs. Oakland, Dec 01, 2019 46 vs. Jacksonville, Nov 13, 2022 ...1 more at 46.
<b>Longest Runs</b>	4 vs. Buffalo, Oct 16, 2022 4t vs. Dallas, Nov 21, 2021 4t at New England, Dec 08, 2019 ...1 more at 4.	<b>Receiving TDs</b>	4 vs. Las Vegas, Oct 10, 2022 3 at L.A. Chargers, Nov 20, 2022 2 at L.A. Chargers, Dec 16, 2021 2 vs. Cleveland, Sep 12, 2021 2 at Buffalo, Oct 19, 2020 ...5 more at 2.
<b>Rushing TDs</b>	1 vs. Dallas, Nov 21, 2021 1 at New England, Dec 08, 2019	<b>All-Purpose Yards</b>	191 at L.A. Chargers, Dec 16, 2021 168 at Oakland, Dec 02, 2018 160 vs. Denver, Dec 25, 2016 159 vs. Carolina, Nov 08, 2020 142 vs. Denver, Dec 15, 2019
<b>Receptions</b>	12 at Oakland, Dec 02, 2018 11 vs. Denver, Dec 15, 2019 11 vs. Denver, Dec 25, 2016 10 at Minnesota, Oct 08, 2023 10 at Houston, Dec 18, 2022 ...4 more at 10.	<b>Most TDs</b>	4 vs. Las Vegas, Oct 10, 2022 3 at L.A. Chargers, Nov 20, 2022 2 at L.A. Chargers, Dec 16, 2021 2 vs. Cleveland, Sep 12, 2021 2 at Buffalo, Oct 19, 2020 ...5 more at 2.
<b>Receiving Yards</b>	191 at L.A. Chargers, Dec 16, 2021 168 at Oakland, Dec 02, 2018 160 vs. Denver, Dec 25, 2016 159 vs. Carolina, Nov 08, 2020 142 vs. Denver, Dec 15, 2019	<b>Miscellaneous Tackles</b>	1 at Baltimore, Sep 19, 2021 1 vs. Indianapolis, Oct 06, 2019 1 vs. Denver, Oct 28, 2018 ...1 more at 1.

SINGLE-GAME HIGHS - POSTSEASON: RUSHING/RECEIVING

<b>Rush Attempts</b>	1 vs. San Francisco, Feb 02, 2020	<b>Longest Receptions</b>	48t vs. Pittsburgh, Jan 16, 2022 48 at Houston, Jan 09, 2016 33 at Tampa Bay, Feb 07, 2021 31 vs. Pittsburgh, Jan 16, 2022 30 vs. Indianapolis, Jan 12, 2019 3 vs. Houston, Jan 12, 2020 2 vs. Jacksonville, Jan 21, 2023 2 vs. Buffalo, Jan 24, 2021 1 at Philadelphia, Feb 12, 2023 1 vs. Cincinnati, Jan 29, 2023 ...7 more at 1.
<b>Rushing Yards</b>	2 vs. San Francisco, Feb 02, 2020	<b>Receiving TDs</b>	134 vs. Houston, Jan 12, 2020 133 at Tampa Bay, Feb 07, 2021 128 at Houston, Jan 09, 2016 118 vs. Buffalo, Jan 24, 2021 109 vs. Cleveland, Jan 17, 2021
<b>Longest Runs</b>	2 vs. San Francisco, Feb 02, 2020	<b>All-Purpose Yards</b>	134 vs. Houston, Jan 12, 2020 133 at Tampa Bay, Feb 07, 2021 128 at Houston, Jan 09, 2016 118 vs. Buffalo, Jan 24, 2021 109 vs. Cleveland, Jan 17, 2021
<b>Receptions</b>	14 vs. Jacksonville, Jan 21, 2023 13 vs. Buffalo, Jan 24, 2021 10 vs. Cincinnati, Jan 30, 2022 10 at Tampa Bay, Feb 07, 2021 10 vs. Houston, Jan 12, 2020	<b>Most TDs</b>	3 vs. Houston, Jan 12, 2020 2 vs. Jacksonville, Jan 21, 2023 2 vs. Pittsburgh, Jan 16, 2022 2 vs. Buffalo, Jan 24, 2021 1 at Philadelphia, Feb 12, 2023 ...7 more at 1.
<b>Receiving Yards</b>	134 vs. Houston, Jan 12, 2020 133 at Tampa Bay, Feb 07, 2021 128 at Houston, Jan 09, 2016 118 vs. Buffalo, Jan 24, 2021 109 vs. Cleveland, Jan 17, 2021	<b>Miscellaneous Tackles</b>	1 vs. Cincinnati, Jan 30, 2022
<b>Receiving Average</b>	21.6 vs. Pittsburgh, Jan 16, 2022 16.5 vs. Tennessee, Jan 06, 2018 16.0 at Houston, Jan 09, 2016 15.4 vs. Indianapolis, Jan 12, 2019 15.4 vs. Pittsburgh, Jan 15, 2017		

100-YARD RECEIVING GAMES (36): REGULAR SEASON

DATE	TEAM	NO.	YDS.	AVG.	LG	TD
12/07/14	at Cardinals	7	110	15.7	29	0
09/13/15	at Texans	6	106	17.7	42t	2
10/30/16	at Colts	7	101	14.4	21	1
11/20/16	BUCCANEERS	7	108	15.4	44	0
11/27/16	at Broncos	8	101	12.6	21	0
12/04/16	at Falcons	8	140	17.5	35	0
12/08/16	RAIDERS	5	101	20.2	34	0
12/25/16	BRONCOS	11	160	14.5	80t	1
09/17/17	EAGLES	8	103	12.9	44	1
10/02/17	COMMANDERS	7	111	15.9	32	1
10/30/17	BRONCOS	7	133	19.0	33	1
11/19/17	at Giants	8	109	13.6	32	0
09/16/18	at Steelers	7	109	15.6	31	2
09/23/18	49ERS	8	114	14.3	25	0
10/07/18	JAGUARS	5	100	20.0	40	0
11/19/18	at Rams	10	127	12.7	37	1
12/02/18	at Raiders	12	168	14.0	28	2
09/15/19	at Raiders	7	107	15.3	34	1
12/15/19	BRONCOS	11	142	12.9	21	0
10/11/20	RAIDERS	8	108	13.5	32	1
11/01/20	JETS	8	109	13.6	25	1
11/08/20	PANTHERS	10	159	15.9	44	0
11/22/20	at Raiders	8	127	15.9	22t	1
12/06/20	BRONCOS	8	136	17.0	28	1
12/13/20	at Dolphins	8	136	17.0	32	1
09/19/21	at Ravens	7	109	15.6	46t	1
09/26/21	CHARGERS	7	104	14.9	28	0
11/14/21	at Raiders	8	119	14.9	30	0
12/16/21	at Chargers	10	191	19.1	69	2
09/11/22	at Cardinals	8	121	15.1	35	1
10/16/22	BILLS	8	108	13.5	25	0
11/06/22	TITANS	10	106	10.6	23	0
11/20/22	at Chargers	6	115	19.2	34	3
12/18/22	at Texans	10	105	10.5	18	0
12/24/22	SEAHAWKS	6	113	18.8	52	0
10/12/23	BRONCOS	9	124	13.8	40	0

100-YARD RECEIVING GAMES (7): POSTSEASON

DATE	TEAM	NO.	YDS.	AVG.	LG	TD
01/09/16	at Texans	8	128	16.0	48	0
01/12/19	COLTS	7	108	15.4	30	0
01/12/20	TEXANS	10	134	13.4	28	3
01/17/21	BROWNS	8	109	13.6	24	1
01/24/21	BILLS	13	118	9.1	17	2
02/07/21	at Buccaneers	10	133	13.3	33	0
01/16/22	STEELERS	5	108	21.6	48t	1

2013 GAME-BY-GAME REGULAR-SEASON STATISTICS (CHIEFS)

DATE	OPPONENT	P/S	RECEIVING				RUSHING				W/L	SCORE	
			NO.	YDS.	AVG.	LG	TD	NO.	YDS.	AVG.			LG
09/08	at Jaguars											W	28-2
09/15	Cowboys	P	0	0	0.0	0	0	0	0.0	0	0	W	17-16
09/19	at Eagles											W	26-16
09/29	Giants											W	31-7
10/06	at Titans											W	26-17
10/13	Raiders											W	24-7
10/20	Texans											W	17-16
11/03	at Bills											W	23-13
11/17	at Broncos											L	17-27
11/24	Chargers											L	38-41
12/01	Broncos											L	28-35
12/08	at Redskins											W	45-10
12/22	Colts											L	7-23
12/29	at Chargers											L	24-27+
<b>2013 TOTALS</b>		<b>1-0</b>	<b>0</b>	<b>0</b>	<b>0.0</b>	<b>0</b>	<b>0</b>	<b>0</b>	<b>0.0</b>	<b>0</b>	<b>0</b>	<b>9-5</b>	

+ - Overtime





## 2014 GAME-BY-GAME REGULAR-SEASON STATISTICS (CHIEFS)

DATE	OPPONENT	P/S	RECEIVING					RUSHING					W/L	SCORE
			NO.	YDS.	AVG.	LG	TD	NO.	YDS.	AVG.	LG	TD		
09/07	Titans	P	3	49	16.3	27	0	0	0	0.0	0	0	L	10-26
09/14	at Broncos	P	4	81	20.3	24	0	0	0	0.0	0	0	L	17-24
09/21	at Dolphins	S	3	36	12.0	20t	1	0	0	0.0	0	0	W	34-15
09/29	Patriots	S	8	93	11.6	33	1	0	0	0.0	0	0	W	41-14
10/05	at 49ers	S	2	15	7.5	13	1	0	0	0.0	0	0	L	17-22
10/19	at Chargers	P	4	33	8.3	16	0	0	0	0.0	0	0	W	23-20
10/26	Rams	S	4	45	11.3	17	0	0	0	0.0	0	0	W	34-7
11/02	Jets	S	4	67	16.8	34	1	0	0	0.0	0	0	W	24-10
11/09	at Bills	P	2	19	9.5	13	0	0	0	0.0	0	0	W	17-13
11/16	Seahawks	S	3	37	12.3	23	0	0	0	0.0	0	0	W	24-20
11/20	at Raiders	S	4	67	16.8	27	0	0	0	0.0	0	0	L	20-24
11/30	Broncos	P	3	36	12.0	19	0	0	0	0.0	0	0	L	16-29
12/07	at Cardinals	S	7	110	15.7	29	0	0	0	0.0	0	0	L	14-17
12/14	Raiders	S	5	59	11.8	20t	1	0	0	0.0	0	0	W	31-13
12/21	at Steelers	S	4	31	7.8	13	0	0	0	0.0	0	0	L	12-20
12/28	Chargers	S	7	84	12.0	24	0	0	0	0.0	0	0	W	19-7
<b>2014 TOTALS</b>		<b>16-11</b>	<b>67</b>	<b>862</b>	<b>12.9</b>	<b>34</b>	<b>5</b>	<b>0</b>	<b>0</b>	<b>0.0</b>	<b>0</b>	<b>0</b>	<b>9-7</b>	

## 2015 GAME-BY-GAME REGULAR-SEASON STATISTICS (CHIEFS)

DATE	OPPONENT	P/S	RECEIVING					RUSHING					W/L	SCORE
			NO.	YDS.	AVG.	LG	TD	NO.	YDS.	AVG.	LG	TD		
09/13	at Texans	S	6	106	17.7	42t	2	0	0	0.0	0	0	W	27-20
09/17	Broncos	S	4	58	14.5	29	0	0	0	0.0	0	0	L	24-31
09/28	at Packers	S	6	80	13.3	38	0	0	0	0.0	0	0	L	28-38
10/04	at Bengals	S	5	49	9.8	14	0	0	0	0.0	0	0	L	21-36
10/11	Bears	S	3	35	11.7	16	0	0	0	0.0	0	0	L	17-18
10/18	at Vikings	S	5	88	17.6	37	0	0	0	0.0	0	0	L	10-16
10/25	Steelers	S	5	73	14.6	26	0	0	0	0.0	0	0	W	23-13
11/01	Lions	S	6	49	8.2	18	1	0	0	0.0	0	0	W	45-10
11/15	at Broncos	S	5	36	7.2	9	0	0	0	0.0	0	0	W	29-13
11/22	at Chargers	S	5	46	9.2	16	0	0	0	0.0	0	0	W	33-3
11/29	Bills	S	4	69	17.3	38	1	0	0	0.0	0	0	W	30-22
12/06	at Raiders	S	2	42	21.0	26	0	0	0	0.0	0	0	W	34-20
12/13	Chargers	S	3	18	6.0	11	0	0	0	0.0	0	0	W	10-3
12/20	at Ravens	S	6	73	12.2	29	0	0	0	0.0	0	0	W	34-14
12/27	Browns	S	6	43	7.2	13t	1	0	0	0.0	0	0	W	17-13
01/03	Raiders	S	1	10	10.0	10	0	0	0	0.0	0	0	W	23-17
<b>2015 TOTALS</b>		<b>16-16</b>	<b>72</b>	<b>875</b>	<b>12.2</b>	<b>42T</b>	<b>5</b>	<b>0</b>	<b>0</b>	<b>0.0</b>	<b>0</b>	<b>0</b>	<b>11-5</b>	

## 2016 GAME-BY-GAME REGULAR-SEASON STATISTICS (CHIEFS)

DATE	OPPONENT	P/S	RECEIVING					RUSHING					W/L	SCORE
			NO.	YDS.	AVG.	LG	TD	NO.	YDS.	AVG.	LG	TD		
09/11	Chargers	S	6	74	12.3	20	0	0	0	0.0	0	0	W	33-27+
09/18	at Texans	S	5	34	6.8	11	0	0	0	0.0	0	0	L	12-19
09/25	Jets	S	6	89	14.8	42	1	0	0	0.0	0	0	W	24-3
10/02	at Steelers	S	5	23	4.6	9	1	0	0	0.0	0	0	L	14-43
10/16	at Raiders	S	3	32	10.7	21	0	0	0	0.0	0	0	W	26-10
10/23	Saints	S	2	24	12.0	14	0	0	0	0.0	0	0	W	27-21
10/30	at Colts	S	7	101	14.4	21	1	0	0	0.0	0	0	W	30-14
11/06	Jaguars	S	5	58	11.6	23	0	0	0	0.0	0	0	W	19-14
11/13	at Panthers	S	3	31	10.3	16	0	0	0	0.0	0	0	W	20-17
11/20	Buccaneers	S	7	108	15.4	44	0	1	-5	-5.0	-5	0	L	17-19
11/27	at Broncos	S	8	101	12.6	21	0	0	0	0.0	0	0	W	30-27+
12/04	at Falcons	S	8	140	17.5	35	0	0	0	0.0	0	0	W	29-28
12/08	Raiders	S	5	101	20.2	34	0	0	0	0.0	0	0	W	21-13
12/18	Titans	S	3	41	13.7	16	0	0	0	0.0	0	0	L	17-19
12/25	Broncos	S	11	160	14.5	80t	1	0	0	0.0	0	0	W	33-10
01/01	at Chargers	P	1	8	8.0	8	0	0	0	0.0	0	0	W	37-27
<b>2016 TOTALS</b>		<b>16-15</b>	<b>85</b>	<b>1,125</b>	<b>13.2</b>	<b>80T</b>	<b>4</b>	<b>1</b>	<b>-5</b>	<b>-5.0</b>	<b>-5</b>	<b>0</b>	<b>12-4</b>	

+ - Overtime

2017 GAME-BY-GAME REGULAR-SEASON STATISTICS (CHIEFS)

DATE	OPPONENT	P/S	RECEIVING					RUSHING					W/L	SCORE
			NO.	YDS.	AVG.	LG	TD	NO.	YDS.	AVG.	LG	TD		
09/07	at Patriots	S	5	40	8.0	14	0	1	4	4.0	4	0	W	42-27
09/17	Eagles	S	8	103	12.9	44	1	0	0	0.0	0	0	W	27-20
09/24	at Chargers	S	1	1	1.0	1	0	0	0	0.0	0	0	W	24-10
10/02	Redskins	S	7	111	15.9	32	1	1	3	3.0	3	0	W	29-20
10/08	at Texans	S	8	98	12.3	26	0	0	0	0.0	0	0	W	42-34
10/15	Steelers	S	4	37	9.3	23	0	0	0	0.0	0	0	L	13-19
10/19	at Raiders	S	4	33	8.3	10t	1	0	0	0.0	0	0	L	30-31
10/30	Broncos	S	7	133	19.0	33	1	0	0	0.0	0	0	W	29-19
11/05	at Cowboys	S	7	73	10.4	22	1	0	0	0.0	0	0	L	17-28
11/19	at Giants	S	8	109	13.6	32	0	0	0	0.0	0	0	L	9-12+
11/26	Bills	S	3	39	13.0	25	0	0	0	0.0	0	0	L	10-16
12/03	at Jets	S	4	94	23.5	36t	2	0	0	0.0	0	0	L	31-38
12/10	Raiders	S	7	74	10.6	20	0	0	0	0.0	0	0	W	26-15
12/16	Chargers	S	6	46	7.7	21	0	0	0	0.0	0	0	W	30-13
12/24	Dolphins	S	4	47	11.8	18	1	0	0	0.0	0	0	W	29-13
12/31	at Broncos												W	27-24
													INACTIVE	
<b>2017 TOTALS</b>		<b>15-15</b>	<b>83</b>	<b>1,038</b>	<b>12.5</b>	<b>44</b>	<b>8</b>	<b>2</b>	<b>7</b>	<b>3.5</b>	<b>4</b>	<b>0</b>	<b>10-6</b>	

+ - Overtime

2018 GAME-BY-GAME REGULAR-SEASON STATISTICS (CHIEFS)

DATE	OPPONENT	P/S	RECEIVING					RUSHING					W/L	SCORE
			NO.	YDS.	AVG.	LG	TD	NO.	YDS.	AVG.	LG	TD		
09/09	at Chargers	S	1	6	6.0	6	0	0	0	0.0	0	0	W	38-28
09/16	at Steelers	S	7	109	15.6	31	2	0	0	0.0	0	0	W	42-37
09/23	49ers	S	8	114	14.3	25	0	0	0	0.0	0	0	W	38-27
10/01	at Broncos	S	7	78	11.1	29	1	0	0	0.0	0	0	W	27-23
10/07	Jaguars	S	5	100	20.0	40	0	0	0	0.0	0	0	W	30-14
10/14	at Patriots	S	5	61	12.2	17	0	0	0	0.0	0	0	L	40-43
10/21	Bengals	S	5	95	19.0	43	0	0	0	0.0	0	0	W	45-10
10/28	Broncos	S	6	79	13.2	18	1	0	0	0.0	0	0	W	30-23
11/04	at Browns	S	7	99	14.1	21	2	0	0	0.0	0	0	W	37-21
11/11	Cardinals	S	6	46	7.7	10	0	0	0	0.0	0	0	W	26-14
11/19	at Rams	S	10	127	12.7	37	1	0	0	0.0	0	0	L	51-54
12/02	at Raiders	S	12	168	14.0	28	2	0	0	0.0	0	0	W	40-33
12/09	Ravens	S	7	77	11.0	17	1	0	0	0.0	0	0	W	27-24+
12/13	Chargers	S	7	61	8.7	16	0	0	0	0.0	0	0	L	28-29
12/23	at Seahawks	S	5	54	10.8	23	0	0	0	0.0	0	0	L	31-38
12/30	Raiders	S	5	62	12.4	25	0	0	0	0.0	0	0	W	35-3
<b>2018 TOTALS</b>		<b>16-16</b>	<b>103</b>	<b>1,336</b>	<b>13.0</b>	<b>43</b>	<b>10</b>	<b>0</b>	<b>0</b>	<b>0.0</b>	<b>0</b>	<b>0</b>	<b>12-4</b>	

+ - Overtime

2019 GAME-BY-GAME REGULAR-SEASON STATISTICS (CHIEFS)

DATE	OPPONENT	P/S	RECEIVING					RUSHING					W/L	SCORE
			NO.	YDS.	AVG.	LG	TD	NO.	YDS.	AVG.	LG	TD		
09/08	at Jaguars	S	3	88	29.3	42	0	0	0	0.0	0	0	W	40-26
09/15	at Raiders	S	7	107	15.3	34	1	0	0	0.0	0	0	W	28-10
09/22	Ravens	S	7	89	12.7	21	0	0	0	0.0	0	0	W	33-28
09/29	at Lions	S	7	85	12.1	18	0	0	0	0.0	0	0	W	34-30
10/06	Colts	S	4	70	17.5	24	0	0	0	0.0	0	0	L	13-19
10/13	Texans	S	4	58	14.5	18	0	0	0	0.0	0	0	L	24-31
10/17	at Broncos	S	6	44	7.3	13	0	0	0	0.0	0	0	W	30-6
10/27	Packers	S	4	63	15.8	29t	1	0	0	0.0	0	0	L	24-31
11/03	Vikings	S	7	62	8.9	17	0	0	0	0.0	0	0	W	26-23
11/10	at Titans	S	7	75	10.7	17	1	0	0	0.0	0	0	L	32-35
11/18	at Chargers	S	7	92	13.1	31	1	0	0	0.0	0	0	W	24-17
12/01	Raiders	S	5	90	18.0	47	0	0	0	0.0	0	0	W	40-9
12/08	at Patriots	S	7	66	9.4	20	0	1	4	4.0	4t	1	W	23-16
12/15	Broncos	S	11	142	12.9	21	0	0	0	0.0	0	0	W	23-3
12/22	at Bears	S	8	74	9.3	13	1	0	0	0.0	0	0	W	26-3
12/29	Chargers	S	3	24	8.0	11	0	0	0	0.0	0	0	W	31-21
<b>2019 TOTALS</b>		<b>16-16</b>	<b>97</b>	<b>1,229</b>	<b>12.7</b>	<b>47</b>	<b>5</b>	<b>1</b>	<b>4</b>	<b>4.0</b>	<b>4T</b>	<b>1</b>	<b>12-4</b>	

2020 GAME-BY-GAME REGULAR-SEASON STATISTICS (CHIEFS)

DATE	OPPONENT	P/S	RECEIVING					RUSHING					W/L	SCORE
			NO.	YDS.	AVG.	LG	TD	NO.	YDS.	AVG.	LG	TD		
09/10	Texans	S	6	50	8.3	15	1	0	0	0.0	0	0	W	34-20
09/20	at Chargers	S	9	90	10.0	20	1	0	0	0.0	0	0	W	23-20+
09/28	at Ravens	S	6	87	14.5	29	0	0	0	0.0	0	0	W	34-20
10/05	Patriots	S	3	70	23.3	45	0	0	0	0.0	0	0	W	26-10
10/11	Raiders	S	8	108	13.5	32	1	0	0	0.0	0	0	L	32-40
10/19	at Bills	S	5	65	13.0	20	2	0	0	0.0	0	0	W	26-17
10/25	at Broncos	S	3	31	10.3	17	0	0	0	0.0	0	0	W	43-16
11/01	Jets	S	8	109	13.6	25	1	0	0	0.0	0	0	W	35-9
11/08	Panthers	S	10	159	15.9	44	0	0	0	0.0	0	0	W	33-31
11/22	at Raiders	S	8	127	15.9	22t	1	0	0	0.0	0	0	W	35-31
11/29	at Buccaneers	S	8	82	10.3	20	0	0	0	0.0	0	0	W	27-24
12/06	Broncos	S	8	136	17.0	28	1	0	0	0.0	0	0	W	22-16
12/13	at Dolphins	S	8	136	17.0	32	1	0	0	0.0	0	0	W	33-27
12/20	at Saints	S	8	68	8.5	13	1	0	0	0.0	0	0	W	32-29
12/27	Falcons	S	7	98	14.0	29	1	0	0	0.0	0	0	W	17-14
01/03	Chargers												L	21-38
DID NOT PLAY														
<b>2020 TOTALS</b>		<b>15-15</b>	<b>105</b>	<b>1,416</b>	<b>13.5</b>	<b>45</b>	<b>11</b>	<b>0</b>	<b>0</b>	<b>0.0</b>	<b>0</b>	<b>0</b>	<b>14-2</b>	

+ - Overtime

2021 GAME-BY-GAME REGULAR-SEASON STATISTICS (CHIEFS)

DATE	OPPONENT	P/S	RECEIVING					RUSHING					W/L	SCORE
			NO.	YDS.	AVG.	LG	TD	NO.	YDS.	AVG.	LG	TD		
09/12	Browns	S	6	76	12.7	19	2	0	0	0.0	0	0	W	33-29
09/19	at Ravens	S	7	109	15.6	46t	1	0	0	0.0	0	0	L	35-36
09/26	Chargers	S	7	104	14.9	28	0	0	0	0.0	0	0	L	24-30
10/03	at Eagles	S	4	23	5.8	10	0	0	0	0.0	0	0	W	42-30
10/10	Bills	S	6	57	9.5	15	1	0	0	0.0	0	0	L	20-38
10/17	at Football Team	S	8	99	12.4	20	0	0	0	0.0	0	0	W	31-13
10/24	at Titans	S	7	65	9.3	24	0	0	0	0.0	0	0	L	3-27
11/01	Giants	S	4	27	6.8	14	0	0	0	0.0	0	0	W	20-17
11/07	Packers	S	5	68	13.6	25	1	0	0	0.0	0	0	W	13-7
11/14	at Raiders	S	8	119	14.9	30	0	0	0	0.0	0	0	W	41-14
11/21	Cowboys	S	5	74	14.8	24	0	1	4	4.0	4t	1	W	19-9
12/05	Broncos	S	3	27	9.0	14	0	0	0	0.0	0	0	W	22-9
12/12	Raiders	S	3	27	9.0	19	0	0	0	0.0	0	0	W	48-9
12/16	at Chargers	S	10	191	19.1	69	2	0	0	0.0	0	0	W	34-28+
12/26	Steelers												W	36-10
RESERVE/COVID-19														
01/02	at Bengals	S	5	25	5.0	8	1	1	-1	-1.0	-1	0	L	31-34
01/08	at Broncos	S	4	34	8.5	12	1	0	0	0.0	0	0	W	28-24
<b>2021 TOTALS</b>		<b>16-16</b>	<b>92</b>	<b>1,125</b>	<b>12.2</b>	<b>69</b>	<b>9</b>	<b>2</b>	<b>3</b>	<b>1.5</b>	<b>4T</b>	<b>1</b>	<b>12-5</b>	

+ - Overtime

2022 GAME-BY-GAME REGULAR-SEASON STATISTICS (CHIEFS)

DATE	OPPONENT	P/S	RECEIVING					RUSHING					W/L	SCORE
			NO.	YDS.	AVG.	LG	TD	NO.	YDS.	AVG.	LG	TD		
09/11	at Cardinals	S	8	121	15.1	35	1	0	0	0.0	0	0	W	44-21
09/15	Chargers	S	5	51	10.2	19	0	0	0	0.0	0	0	W	27-24
09/25	at Colts	S	4	58	14.5	29	1	1	1	1.0	1	0	L	17-20
10/02	at Buccaneers	S	9	92	10.2	22	1	0	0	0.0	0	0	W	41-31
10/10	Raiders	S	7	25	3.6	8t	4	0	0	0.0	0	0	W	30-29
10/16	Bills	S	8	108	13.5	25	0	1	4	4.0	4	0	L	20-24
10/23	at 49ers	S	6	98	16.3	27	0	0	0	0.0	0	0	W	44-23
11/06	Titans	S	10	106	10.6	23	0	0	0	0.0	0	0	W	20-17+
11/13	Jaguars	S	6	81	13.5	46	1	0	0	0.0	0	0	W	27-17
11/20	at Chargers	S	6	115	19.2	34	3	0	0	0.0	0	0	W	30-27
11/27	Rams	S	4	57	14.3	39t	1	0	0	0.0	0	0	W	26-10
12/04	at Bengals	S	4	56	14.0	19	0	0	0	0.0	0	0	L	24-27
12/11	at Broncos	S	4	71	17.8	37	0	0	0	0.0	0	0	W	34-28
12/18	at Texans	S	10	105	10.5	18	0	0	0	0.0	0	0	W	30-24+
12/24	Seahawks	S	6	113	18.8	52	0	0	0	0.0	0	0	W	24-10
01/01	Broncos	S	7	43	6.1	12	0	0	0	0.0	0	0	W	27-24
01/07	at Raiders	S	6	38	6.3	15	0	0	0	0.0	0	0	W	31-13
<b>2022 TOTALS</b>		<b>17-17</b>	<b>110</b>	<b>1,338</b>	<b>12.2</b>	<b>52</b>	<b>12</b>	<b>2</b>	<b>5</b>	<b>2.5</b>	<b>4</b>	<b>0</b>	<b>14-3</b>	

+ - Overtime



2023 GAME-BY-GAME REGULAR-SEASON STATISTICS (CHIEFS)

DATE	OPPONENT	P/S	RECEIVING					RUSHING					W/L	SCORE	
			NO.	YDS.	AVG.	LG	TD	NO.	YDS.	AVG.	LG	TD			
09/07	Lions												L	20-21	
09/17	at Jaguars	S	4	26	6.5	9t	1	0	0	0.0	0	0	0	W	17-9
09/24	Bears	S	7	69	9.9	24	1	0	0	0.0	0	0	0	W	41-10
10/01	at Jets	S	6	60	10.0	16	0	0	0	0.0	0	0	0	W	23-20
10/08	at Vikings	S	10	67	6.7	14	1	0	0	0.0	0	0	0	W	27-20
10/12	Broncos	S	9	124	13.8	40	0	0	0	0.0	0	0	0	W	19-8
<b>2023 TOTALS</b>		<b>5-5</b>	<b>36</b>	<b>346</b>	<b>9.6</b>	<b>40</b>	<b>3</b>	<b>0</b>	<b>0</b>	<b>0.0</b>	<b>0</b>	<b>0</b>	<b>0</b>	<b>5-1</b>	

2013 GAME-BY-GAME POSTSEASON STATISTICS (CHIEFS)

DATE	OPPONENT	P/S	RECEIVING					RUSHING					W/L	SCORE	
			NO.	YDS.	AVG.	LG	TD	NO.	YDS.	AVG.	LG	TD			
01/04	at Colts												L	44-45	
<b>2013 TOTALS</b>		<b>0-0</b>	<b>0</b>	<b>0</b>	<b>0.0</b>	<b>0</b>	<b>0</b>	<b>0</b>	<b>0</b>	<b>0.0</b>	<b>0</b>	<b>0</b>	<b>0</b>	<b>0-1</b>	

2015 GAME-BY-GAME POSTSEASON STATISTICS (CHIEFS)

DATE	OPPONENT	P/S	RECEIVING					RUSHING					W/L	SCORE	
			NO.	YDS.	AVG.	LG	TD	NO.	YDS.	AVG.	LG	TD			
01/09	at Texans	S	8	128	16.0	48	0	0	0	0.0	0	0	W	30-0	
01/16	at Patriots	S	6	23	3.8	13	0	0	0	0.0	0	0	L	20-27	
<b>2015 TOTALS</b>		<b>2-2</b>	<b>14</b>	<b>151</b>	<b>10.8</b>	<b>48</b>	<b>0</b>	<b>0</b>	<b>0</b>	<b>0.0</b>	<b>0</b>	<b>0</b>	<b>0</b>	<b>1-1</b>	

2016 GAME-BY-GAME POSTSEASON STATISTICS (CHIEFS)

DATE	OPPONENT	P/S	RECEIVING					RUSHING					W/L	SCORE	
			NO.	YDS.	AVG.	LG	TD	NO.	YDS.	AVG.	LG	TD			
01/15	Steelers	S	5	77	15.4	24	0	0	0	0.0	0	0	L	16-18	
<b>2016 TOTALS</b>		<b>1-1</b>	<b>5</b>	<b>77</b>	<b>15.4</b>	<b>24</b>	<b>0</b>	<b>0</b>	<b>0</b>	<b>0.0</b>	<b>0</b>	<b>0</b>	<b>0</b>	<b>0-1</b>	

2017 GAME-BY-GAME POSTSEASON STATISTICS (CHIEFS)

DATE	OPPONENT	P/S	RECEIVING					RUSHING					W/L	SCORE	
			NO.	YDS.	AVG.	LG	TD	NO.	YDS.	AVG.	LG	TD			
01/06	Titans	S	4	66	16.5	27	1	0	0	0.0	0	0	L	21-22	
<b>2017 TOTALS</b>		<b>1-1</b>	<b>4</b>	<b>66</b>	<b>16.5</b>	<b>27</b>	<b>1</b>	<b>0</b>	<b>0</b>	<b>0.0</b>	<b>0</b>	<b>0</b>	<b>0</b>	<b>0-1</b>	

2018 GAME-BY-GAME POSTSEASON STATISTICS (CHIEFS)

DATE	OPPONENT	P/S	RECEIVING					RUSHING					W/L	SCORE	
			NO.	YDS.	AVG.	LG	TD	NO.	YDS.	AVG.	LG	TD			
01/12	Colts	S	7	108	15.4	30	0	0	0	0.0	0	0	W	31-13	
01/20	Patriots	S	3	23	7.7	12t	1	0	0	0.0	0	0	L	31-37+	
<b>2018 TOTALS</b>		<b>2-2</b>	<b>10</b>	<b>131</b>	<b>13.1</b>	<b>30</b>	<b>1</b>	<b>0</b>	<b>0</b>	<b>0.0</b>	<b>0</b>	<b>0</b>	<b>0</b>	<b>1-1</b>	

+ - Overtime

2019 GAME-BY-GAME POSTSEASON STATISTICS (CHIEFS)

DATE	OPPONENT	P/S	RECEIVING					RUSHING					W/L	SCORE
			NO.	YDS.	AVG.	LG	TD	NO.	YDS.	AVG.	LG	TD		
01/12	Texans	S	10	134	13.4	28	3	0	0	0.0	0	0	W	51-31
01/19	Titans	S	3	30	10.0	18	0	0	0	0.0	0	0	W	35-24
02/02	49ers	S	6	43	7.2	11	1	1	2	2.0	2	0	W	31-20
<b>2019 TOTALS</b>		<b>3-3</b>	<b>19</b>	<b>207</b>	<b>10.9</b>	<b>28</b>	<b>4</b>	<b>1</b>	<b>2</b>	<b>2.0</b>	<b>2</b>	<b>0</b>	<b>3-0</b>	

2020 GAME-BY-GAME POSTSEASON STATISTICS (CHIEFS)

DATE	OPPONENT	P/S	RECEIVING					RUSHING					W/L	SCORE	
			NO.	YDS.	AVG.	LG	TD	NO.	YDS.	AVG.	LG	TD			
01/17	Browns	S	8	109	13.6	24	1	0	0	0.0	0	0	W	22-17	
01/24	Bills	S	13	118	9.1	17	2	0	0	0.0	0	0	W	38-24	
02/07	at Buccaneers	S	10	133	13.3	33	0	0	0	0.0	0	0	L	9-31	
<b>2020 TOTALS</b>		<b>3-3</b>	<b>31</b>	<b>360</b>	<b>11.6</b>	<b>33</b>	<b>3</b>	<b>0</b>	<b>0</b>	<b>0.0</b>	<b>0</b>	<b>0</b>	<b>0</b>	<b>2-1</b>	

2021 GAME-BY-GAME POSTSEASON STATISTICS (CHIEFS)

DATE	OPPONENT	P/S	RECEIVING					RUSHING					W/L	SCORE	
			NO.	YDS.	AVG.	LG	TD	NO.	YDS.	AVG.	LG	TD			
01/16	Steelers	S	5	108	21.6	48t	1	0	0	0.0	0	0	W	42-21	
01/23	Bills	S	8	96	12.0	25	1	0	0	0.0	0	0	W	42-36+	
01/30	Bengals	S	10	95	9.5	19	1	0	0	0.0	0	0	L	24-27+	
<b>2021 TOTALS</b>		<b>3-3</b>	<b>23</b>	<b>299</b>	<b>13.0</b>	<b>48T</b>	<b>3</b>	<b>0</b>	<b>0</b>	<b>0.0</b>	<b>0</b>	<b>0</b>	<b>0</b>	<b>2-1</b>	

+ - Overtime

2022 GAME-BY-GAME POSTSEASON STATISTICS (CHIEFS)

DATE	OPPONENT	P/S	RECEIVING					RUSHING					W/L	SCORE	
			NO.	YDS.	AVG.	LG	TD	NO.	YDS.	AVG.	LG	TD			
01/21	Jaguars	S	14	98	7.0	15	2	0	0	0.0	0	0	W	27-20	
01/29	Bengals	S	7	78	11.1	16	1	0	0	0.0	0	0	W	23-20	
02/12	at Eagles	S	6	81	13.5	22	1	0	0	0.0	0	0	W	38-35	
<b>2022 TOTALS</b>		<b>3-3</b>	<b>27</b>	<b>257</b>	<b>9.5</b>	<b>22</b>	<b>4</b>	<b>0</b>	<b>0</b>	<b>0.0</b>	<b>0</b>	<b>0</b>	<b>0</b>	<b>3-0</b>	



## 2016 GAME-BY-GAME REGULAR-SEASON STATISTICS (CHIEFS)

DATE	OPPONENT	P/S	PASSING											RUSHING				W/L	SCORE
			ATT	CMP	YDS	PCT	Y/A	Y/C	TD	INT	LG	SK/YD	RATE	ATT	YDS	LG	TD		
09/11	Chargers	S	0	0	0	0.0	0.0	0.0	0	0	0	0/0	0.0	0	0	0	0	W	33-27+
09/18	at Texans	S	0	0	0	0.0	0.0	0.0	0	0	0	0/0	0.0	0	0	0	0	L	12-19
09/25	Jets	S	0	0	0	0.0	0.0	0.0	0	0	0	0/0	0.0	0	0	0	0	W	24-3
10/02	at Steelers	S	0	0	0	0.0	0.0	0.0	0	0	0	0/0	0.0	0	0	0	0	L	14-43
10/16	at Raiders	S	0	0	0	0.0	0.0	0.0	0	0	0	0/0	0.0	0	0	0	0	W	26-10
10/23	Saints	S	0	0	0	0.0	0.0	0.0	0	0	0	0/0	0.0	0	0	0	0	W	27-21
10/30	at Colts	S	0	0	0	0.0	0.0	0.0	0	0	0	0/0	0.0	0	0	0	0	W	30-14
11/06	Jaguars	S	0	0	0	0.0	0.0	0.0	0	0	0	0/0	0.0	0	0	0	0	W	19-14
11/13	at Panthers	S	0	0	0	0.0	0.0	0.0	0	0	0	0/0	0.0	0	0	0	0	W	20-17
11/20	Buccaneers	S	0	0	0	0.0	0.0	0.0	0	0	0	0/0	0.0	1	-5	-5	0	L	17-19
11/27	at Broncos	S	0	0	0	0.0	0.0	0.0	0	0	0	0/0	0.0	0	0	0	0	W	30-27+
12/04	at Falcons	S	0	0	0	0.0	0.0	0.0	0	0	0	0/0	0.0	0	0	0	0	W	29-28
12/08	Raiders	S	0	0	0	0.0	0.0	0.0	0	0	0	0/0	0.0	0	0	0	0	W	21-13
12/18	Titans	S	0	0	0	0.0	0.0	0.0	0	0	0	0/0	0.0	0	0	0	0	L	17-19
12/25	Broncos	S	0	0	0	0.0	0.0	0.0	0	0	0	0/0	0.0	0	0	0	0	W	33-10
01/01	at Chargers	P	0	0	0	0.0	0.0	0.0	0	0	0	0/0	0.0	0	0	0	0	W	37-27
<b>2016 TOTALS</b>		<b>16-15</b>	<b>0</b>	<b>0</b>	<b>0</b>	<b>0.0</b>	<b>0.0</b>	<b>0.0</b>	<b>0</b>	<b>0</b>	<b>0</b>	<b>0/0</b>	<b>0.0</b>	<b>1</b>	<b>-5</b>	<b>-5</b>	<b>0</b>	<b>12-4</b>	

+ - Overtime

## 2017 GAME-BY-GAME REGULAR-SEASON STATISTICS (CHIEFS)

DATE	OPPONENT	P/S	PASSING											RUSHING				W/L	SCORE
			ATT	CMP	YDS	PCT	Y/A	Y/C	TD	INT	LG	SK/YD	RATE	ATT	YDS	LG	TD		
09/07	at Patriots	S	0	0	0	0.0	0.0	0.0	0	0	0	0/0	0.0	1	4	4	0	W	42-27
09/17	Eagles	S	0	0	0	0.0	0.0	0.0	0	0	0	0/0	0.0	0	0	0	0	W	27-20
09/24	at Chargers	S	0	0	0	0.0	0.0	0.0	0	0	0	0/0	0.0	0	0	0	0	W	24-10
10/02	Redskins	S	0	0	0	0.0	0.0	0.0	0	0	0	0/0	0.0	1	3	3	0	W	29-20
10/08	at Texans	S	0	0	0	0.0	0.0	0.0	0	0	0	0/0	0.0	0	0	0	0	W	42-34
10/15	Steelers	S	0	0	0	0.0	0.0	0.0	0	0	0	0/0	0.0	0	0	0	0	L	13-19
10/19	at Raiders	S	0	0	0	0.0	0.0	0.0	0	0	0	0/0	0.0	0	0	0	0	L	30-31
10/30	Broncos	S	0	0	0	0.0	0.0	0.0	0	0	0	0/0	0.0	0	0	0	0	W	29-19
11/05	at Cowboys	S	0	0	0	0.0	0.0	0.0	0	0	0	0/0	0.0	0	0	0	0	L	17-28
11/19	at Giants	S	1	0	0	0.0	0.0	0.0	0	1	0	0/0	0.0	0	0	0	0	L	9-12+
11/26	Bills	S	0	0	0	0.0	0.0	0.0	0	0	0	0/0	0.0	0	0	0	0	L	10-16
12/03	at Jets	S	0	0	0	0.0	0.0	0.0	0	0	0	0/0	0.0	0	0	0	0	L	31-38
12/10	Raiders	S	0	0	0	0.0	0.0	0.0	0	0	0	0/0	0.0	0	0	0	0	W	26-15
12/16	Chargers	S	0	0	0	0.0	0.0	0.0	0	0	0	0/0	0.0	0	0	0	0	W	30-13
12/24	Dolphins	S	0	0	0	0.0	0.0	0.0	0	0	0	0/0	0.0	0	0	0	0	W	29-13
12/31	at Broncos																	W	27-24
<b>2017 TOTALS</b>		<b>15-15</b>	<b>1</b>	<b>0</b>	<b>0</b>	<b>0.0</b>	<b>0.0</b>	<b>0.0</b>	<b>0</b>	<b>1</b>	<b>0</b>	<b>0/0</b>	<b>0.0</b>	<b>2</b>	<b>7</b>	<b>4</b>	<b>0</b>	<b>10-6</b>	

+ - Overtime

## 2020 GAME-BY-GAME REGULAR-SEASON STATISTICS (CHIEFS)

DATE	OPPONENT	P/S	PASSING											RUSHING				W/L	SCORE
			ATT	CMP	YDS	PCT	Y/A	Y/C	TD	INT	LG	SK/YD	RATE	ATT	YDS	LG	TD		
09/10	Texans	S	0	0	0	0.0	0.0	0.0	0	0	0	0/0	0.0	0	0	0	0	W	34-20
09/20	at Chargers	S	0	0	0	0.0	0.0	0.0	0	0	0	0/0	0.0	0	0	0	0	W	23-20+
09/28	at Ravens	S	0	0	0	0.0	0.0	0.0	0	0	0	0/0	0.0	0	0	0	0	W	34-20
10/05	Patriots	S	0	0	0	0.0	0.0	0.0	0	0	0	0/0	0.0	0	0	0	0	W	26-10
10/11	Raiders	S	0	0	0	0.0	0.0	0.0	0	0	0	0/0	0.0	0	0	0	0	L	32-40
10/19	at Bills	S	0	0	0	0.0	0.0	0.0	0	0	0	0/0	0.0	0	0	0	0	W	26-17
10/25	at Broncos	S	0	0	0	0.0	0.0	0.0	0	0	0	0/0	0.0	0	0	0	0	W	43-16
11/01	Jets	S	0	0	0	0.0	0.0	0.0	0	0	0	0/0	0.0	0	0	0	0	W	35-9
11/08	Panthers	S	0	0	0	0.0	0.0	0.0	0	0	0	0/0	0.0	0	0	0	0	W	33-31
11/22	at Raiders	S	1	1	4	100.0	4.0	4.0	0	0	4	0/0	83.3	0	0	0	0	W	35-31
11/29	at Buccaneers	S	1	0	0	0.0	0.0	0.0	0	0	0	0/0	39.6	0	0	0	0	W	27-24
12/06	Broncos	S	0	0	0	0.0	0.0	0.0	0	0	0	0/0	0.0	0	0	0	0	W	22-16
12/13	at Dolphins	S	0	0	0	0.0	0.0	0.0	0	0	0	0/0	0.0	0	0	0	0	W	33-27
12/20	at Saints	S	0	0	0	0.0	0.0	0.0	0	0	0	0/0	0.0	0	0	0	0	W	32-29
12/27	Falcons	S	0	0	0	0.0	0.0	0.0	0	0	0	0/0	0.0	0	0	0	0	W	17-14
01/03	Chargers																	L	21-38
<b>2020 TOTALS</b>		<b>15-15</b>	<b>2</b>	<b>1</b>	<b>4</b>	<b>50.0</b>	<b>2.0</b>	<b>4.0</b>	<b>0</b>	<b>0</b>	<b>4</b>	<b>0/0</b>	<b>56.3</b>	<b>0</b>	<b>0</b>	<b>0</b>	<b>0</b>	<b>14-2</b>	

+ - Overtime

2021 GAME-BY-GAME REGULAR-SEASON STATISTICS (CHIEFS)

DATE	OPPONENT	P/S	PASSING											RUSHING				W/L	SCORE	
			ATT	CMP	YDS	PCT	Y/A	Y/C	TD	INT	LG	SK/YD	RATE	ATT	YDS	LG	TD			
09/12	Browns	S	0	0	0	0.0	0.0	0.0	0	0	0	0/0	0.0	0	0	0	0	W	33-29	
09/19	at Ravens	S	0	0	0	0.0	0.0	0.0	0	0	0	0/0	0.0	0	0	0	L	35-36		
09/26	Chargers	S	0	0	0	0.0	0.0	0.0	0	0	0	0/0	0.0	0	0	0	L	24-30		
10/03	at Eagles	S	0	0	0	0.0	0.0	0.0	0	0	0	0/0	0.0	0	0	0	W	42-30		
10/10	Bills	S	0	0	0	0.0	0.0	0.0	0	0	0	0/0	0.0	0	0	0	L	20-38		
10/17	at Football Team	S	0	0	0	0.0	0.0	0.0	0	0	0	0/0	0.0	0	0	0	W	31-13		
10/24	at Titans	S	0	0	0	0.0	0.0	0.0	0	0	0	0/0	0.0	0	0	0	L	3-27		
11/01	Giants	S	0	0	0	0.0	0.0	0.0	0	0	0	0/0	0.0	0	0	0	W	20-17		
11/07	Packers	S	0	0	0	0.0	0.0	0.0	0	0	0	0/0	0.0	0	0	0	W	13-7		
11/14	at Raiders	S	0	0	0	0.0	0.0	0.0	0	0	0	0/0	0.0	0	0	0	W	41-14		
11/21	Cowboys	S	0	0	0	0.0	0.0	0.0	0	0	0	0/0	0.0	1	4	4t	1	W	19-9	
12/05	Broncos	S	0	0	0	0.0	0.0	0.0	0	0	0	0/0	0.0	0	0	0	0	W	22-9	
12/12	Raiders	S	0	0	0	0.0	0.0	0.0	0	0	0	0/0	0.0	0	0	0	0	W	48-9	
12/16	at Chargers	S	0	0	0	0.0	0.0	0.0	0	0	0	0/0	0.0	0	0	0	0	W	34-28+	
12/26	Steelers								RESERVE/COVID-19										W	36-10
01/02	at Bengals	S	0	0	0	0.0	0.0	0.0	0	0	0	0/0	0.0	1	-1	-1	0	L	31-34	
01/08	at Broncos	S	0	0	0	0.0	0.0	0.0	0	0	0	0/0	0.0	0	0	0	0	W	28-24	
<b>2021 TOTALS</b>		<b>16-16</b>	<b>0</b>	<b>0</b>	<b>0</b>	<b>0.0</b>	<b>0.0</b>	<b>0.0</b>	<b>0</b>	<b>0</b>	<b>0</b>	<b>0/0</b>	<b>0.0</b>	<b>2</b>	<b>3</b>	<b>4T</b>	<b>1</b>	<b>12-5</b>		

+ - Overtime

2022 GAME-BY-GAME REGULAR-SEASON STATISTICS (CHIEFS)

DATE	OPPONENT	P/S	PASSING											RUSHING				W/L	SCORE
			ATT	CMP	YDS	PCT	Y/A	Y/C	TD	INT	LG	SK/YD	RATE	ATT	YDS	LG	TD		
09/11	at Cardinals	S	0	0	0	0.0	0.0	0.0	0	0	0	0/0	0.0	0	0	0	0	W	44-21
09/15	Chargers	S	0	0	0	0.0	0.0	0.0	0	0	0	0/0	0.0	0	0	0	0	W	27-24
09/25	at Colts	S	0	0	0	0.0	0.0	0.0	0	0	0	0/0	0.0	1	1	1	0	L	17-20
10/02	at Buccaneers	S	0	0	0	0.0	0.0	0.0	0	0	0	0/0	0.0	0	0	0	0	W	41-31
10/10	Raiders	S	0	0	0	0.0	0.0	0.0	0	0	0	0/0	0.0	0	0	0	0	W	30-29
10/16	Bills	S	0	0	0	0.0	0.0	0.0	0	0	0	0/0	0.0	1	4	4	0	L	20-24
10/23	at 49ers	S	0	0	0	0.0	0.0	0.0	0	0	0	0/0	0.0	0	0	0	0	W	44-23
11/06	Titans	S	0	0	0	0.0	0.0	0.0	0	0	0	0/0	0.0	0	0	0	0	W	20-17+
11/13	Jaguars	S	0	0	0	0.0	0.0	0.0	0	0	0	0/0	0.0	0	0	0	0	W	27-17
11/20	at Chargers	S	0	0	0	0.0	0.0	0.0	0	0	0	0/0	0.0	0	0	0	0	W	30-27
11/27	Rams	S	0	0	0	0.0	0.0	0.0	0	0	0	0/0	0.0	0	0	0	0	W	26-10
12/04	at Bengals	S	0	0	0	0.0	0.0	0.0	0	0	0	0/0	0.0	0	0	0	0	L	24-27
12/11	at Broncos	S	0	0	0	0.0	0.0	0.0	0	0	0	0/0	0.0	0	0	0	0	W	34-28
12/18	at Texans	S	0	0	0	0.0	0.0	0.0	0	0	0	0/0	0.0	0	0	0	0	W	30-24+
12/24	Seahawks	S	0	0	0	0.0	0.0	0.0	0	0	0	0/0	0.0	0	0	0	0	W	24-10
01/01	Broncos	S	0	0	0	0.0	0.0	0.0	0	0	0	0/0	0.0	0	0	0	0	W	27-24
01/07	at Raiders	S	0	0	0	0.0	0.0	0.0	0	0	0	0/0	0.0	0	0	0	0	W	31-13
<b>2022 TOTALS</b>		<b>17-17</b>	<b>0</b>	<b>0</b>	<b>0</b>	<b>0.0</b>	<b>0.0</b>	<b>0.0</b>	<b>0</b>	<b>0</b>	<b>0</b>	<b>0/0</b>	<b>0.0</b>	<b>2</b>	<b>5</b>	<b>4</b>	<b>0</b>	<b>14-3</b>	

+ - Overtime

2023 GAME-BY-GAME REGULAR-SEASON STATISTICS (CHIEFS)

DATE	OPPONENT	P/S	PASSING											RUSHING				W/L	SCORE	
			ATT	CMP	YDS	PCT	Y/A	Y/C	TD	INT	LG	SK/YD	RATE	ATT	YDS	LG	TD			
09/07	Lions								INACTIVE										L	20-21
09/17	at Jaguars	S	0	0	0	0.0	0.0	0.0	0	0	0	0/0	0.0	0	0	0	0	W	17-9	
09/24	Bears	S	0	0	0	0.0	0.0	0.0	0	0	0	0/0	0.0	0	0	0	0	W	41-10	
10/01	at Jets	S	0	0	0	0.0	0.0	0.0	0	0	0	0/0	0.0	0	0	0	0	W	23-20	
10/08	at Vikings	S	0	0	0	0.0	0.0	0.0	0	0	0	0/0	0.0	0	0	0	0	W	27-20	
10/12	Broncos	S	0	0	0	0.0	0.0	0.0	0	0	0	0/0	0.0	0	0	0	0	W	19-8	
<b>2023 TOTALS</b>		<b>5-5</b>	<b>0</b>	<b>0</b>	<b>0</b>	<b>0.0</b>	<b>0.0</b>	<b>0.0</b>	<b>0</b>	<b>0</b>	<b>0</b>	<b>0/0</b>	<b>0.0</b>	<b>0</b>	<b>0</b>	<b>0</b>	<b>0</b>	<b>5-1</b>		

2019 GAME-BY-GAME POSTSEASON STATISTICS (CHIEFS)

DATE	OPPONENT	P/S	PASSING											RUSHING				W/L	SCORE
			ATT	CMP	YDS	PCT	Y/A	Y/C	TD	INT	LG	SK/YD	RATE	ATT	YDS	LG	TD		
01/12	Texans	S	0	0	0	0.0	0.0	0.0	0	0	0	0/0	0.0	0	0	0	0	W	51-31
01/19	Titans	S	0	0	0	0.0	0.0	0.0	0	0	0	0/0	0.0	0	0	0	0	W	35-24
02/02	49ers	S	0	0	0	0.0	0.0	0.0	0	0	0	0/0	0.0	1	2	2	0	W	31-20
<b>2019 TOTALS</b>		<b>3-3</b>	<b>0</b>	<b>0</b>	<b>0</b>	<b>0.0</b>	<b>0.0</b>	<b>0.0</b>	<b>0</b>	<b>0</b>	<b>0</b>	<b>0/0</b>	<b>0.0</b>	<b>1</b>	<b>2</b>	<b>2</b>	<b>0</b>	<b>3-0</b>	

2020 GAME-BY-GAME POSTSEASON STATISTICS (CHIEFS)

DATE	OPPONENT	P/S	PASSING											RUSHING				W/L	SCORE
			ATT	CMP	YDS	PCT	Y/A	Y/C	TD	INT	LG	SK/YD	RATE	ATT	YDS	LG	TD		
01/17	Browns	S	0	0	0	0.0	0.0	0.0	0	0	0	0/0	0.0	0	0	0	0	W	22-17
01/24	Bills	S	0	0	0	0.0	0.0	0.0	0	0	0	0/0	0.0	0	0	0	0	W	38-24
02/07	at Buccaneers	S	0	0	0	0.0	0.0	0.0	0	0	0	0/0	0.0	0	0	0	0	L	9-31
<b>2020 TOTALS</b>		<b>3-3</b>	<b>0</b>	<b>0</b>	<b>0</b>	<b>0.0</b>	<b>0.0</b>	<b>0.0</b>	<b>0</b>	<b>0</b>	<b>0</b>	<b>0/0</b>	<b>0.0</b>	<b>0</b>	<b>0</b>	<b>0</b>	<b>0</b>	<b>2-1</b>	



2021 GAME-BY-GAME POSTSEASON STATISTICS (CHIEFS)

DATE	OPPONENT	P/S	PASSING											RUSHING				W/L	SCORE
			ATT	CMP	YDS	PCT	Y/A	Y/C	TD	INT	LG	SK/YD	RATE	ATT	YDS	LG	TD		
01/16	Steelers	S	1	1	2	100.0	2.0	2.0	1	0	2t	0/0	118.8	0	0	0	0	W	42-21
01/23	Bills	S	0	0	0	0.0	0.0	0.0	0	0	0	0/0	0.0	0	0	0	0	W	42-36+
01/30	Bengals	S	0	0	0	0.0	0.0	0.0	0	0	0	0/0	0.0	0	0	0	0	L	24-27+
<b>2021 TOTALS</b>		<b>3-3</b>	<b>1</b>	<b>1</b>	<b>2</b>	<b>100.0</b>	<b>2.0</b>	<b>2.0</b>	<b>1</b>	<b>0</b>	<b>2T</b>	<b>0/0</b>	<b>118.8</b>	<b>0</b>	<b>0</b>	<b>0</b>	<b>0</b>	<b>2-1</b>	

+ - Overtime

2022 GAME-BY-GAME POSTSEASON STATISTICS (CHIEFS)

DATE	OPPONENT	P/S	PASSING											RUSHING				W/L	SCORE
			ATT	CMP	YDS	PCT	Y/A	Y/C	TD	INT	LG	SK/YD	RATE	ATT	YDS	LG	TD		
01/21	Jaguars	S	0	0	0	0.0	0.0	0.0	0	0	0	0/0	0.0	0	0	0	0	W	27-20
01/29	Bengals	S	0	0	0	0.0	0.0	0.0	0	0	0	0/0	0.0	0	0	0	0	W	23-20
02/12	at Eagles	S	0	0	0	0.0	0.0	0.0	0	0	0	0/0	0.0	0	0	0	0	W	38-35
<b>2022 TOTALS</b>		<b>3-3</b>	<b>0</b>	<b>0</b>	<b>0</b>	<b>0.0</b>	<b>0.0</b>	<b>0.0</b>	<b>0</b>	<b>0</b>	<b>0</b>	<b>0/0</b>	<b>0.0</b>	<b>0</b>	<b>0</b>	<b>0</b>	<b>0</b>	<b>3-0</b>	





# PATRICK MAHOMES



**QUARTERBACK #15**  
**TEXAS TECH**



**7<sup>TH</sup>** YEAR IN THE NFL

**7<sup>TH</sup>** YEAR WITH THE CHIEFS

**HEIGHT:** 6'2"  
**WEIGHT:** 225 LBS  
**DRAFTED:** D1-17  
**BIRTHDAY:** 9/17/95

- 🏈 Quarterback enters his seventh season with the Chiefs in 2023 and his sixth-year as the starter (2018-23).
- 🏈 Mahomes is the youngest player ever to win both a league MVP and a Super Bowl title.
- 🏈 He is the first player in the 21<sup>st</sup> century to win both the league MVP and the Super Bowl MVP in the same season (2022).
- 🏈 Originally entered the NFL as a first-round pick (10th overall) by the Kansas City Chiefs in the 2017 NFL Draft.
- 🏈 The Chiefs traded the No. 27 overall pick, a third-round pick and their 2018 first-round selection to the Buffalo Bills in order to move up to the 10th spot to select Mahomes.

### Career Highlights:

- 🏈 Mahomes tops the franchise's career passing charts in multiple categories, ranking first in passer rating (105.7), completion percentage (66.3%), 300-yard passing games (41), 100.0 passer rating games (47), yards-per-attempt average (8.10), 25-yard completions (207), passing yards in a single-season (5,250 in 2022) and rushing touchdowns by a quarterback (12). He also finds himself in the top five for attempts (2,993), completions (1,985), yards (24,241) and touchdowns (192).
- 🏈 He currently holds the highest passer rating in NFL history amongst people with 1,500 passing attempts (105.7).
- 🏈 Owns 83 career touchdown passes at GEHA Field at Arrowhead Stadium, passing QB Trent Green (62) for the most career touchdown passes in the stadium's history.
- 🏈 With 5,250 passing yards in 2022, Mahomes recorded his fifth-consecutive season (2018-22) with 4,000 or more passing yards. He joins PFHOF QB Peyton Manning as the only two players to have five such seasons in their first six years in the league.
- 🏈 Mahomes has thrown for 4,500+ yards and 35+ touchdowns in four of his first six seasons in the league (2018, 2020, 2021, 2022). He is one of eight players in NFL history to have multiple seasons throwing for 4,500+ yards and 35+ touchdowns and one of just four quarterbacks in NFL history to have at least four such seasons, joining Tom Brady (5), Drew Brees (4) and PFHOF QB Peyton Manning (4).
- 🏈 Starting his 75<sup>th</sup> game against the Cincinnati Bengals in Week 13 of 2022 (12/4/22), Mahomes holds the record for most touchdown passes (181), passing yards (22,799) and wins (59) in any NFL quarterback's first 75 games.
- 🏈 Mahomes was already the fastest quarterback in NFL history to reach 15,000 career passing yards, but he officially became the fastest one to reach 20,000 career passing yards,

- doing so in 67 games. His 67 games outpaced QB Matthew Stafford's 71 games.
- 🏈 Between Mahomes and TE Travis Kelce, the pair has 46 touchdown connections. Their 46 touchdown connections is tied with PFHOF QB Len Dawson and former WR Otis Taylor for most QB-pass catcher connections in Chiefs history.
- 🏈 After being named the NFL MVP for the 2018 season as voted on by the *Associated Press*, he became the youngest recipient of the award since PFHOF QB Dan Marino in 1984.
- 🏈 Mahomes threw a touchdown pass in 31 straight regular season games between the 2019 and 2021 seasons, establishing a new franchise record and ranking as the ninth-longest streak in NFL history (regular season only). He also owns a streak of 14 consecutive regular season games spanning from 2018 to 2019 with at least two touchdown passes, the second-longest streak in NFL history behind only PFHOF QB Peyton Manning's streak of 15 such games.
- 🏈 Owns 41 career 300-yard games, marking the most 300-yard games in franchise history and the most in the NFL since 2017. Twenty-six of those performances came in his first four seasons (2017-20), tying PFHOF QB Kurt Warner (26) for the most games of at least 300 passing yards in a player's first four seasons in league annals.
- 🏈 Recorded 1,831 passing yards with no interceptions in the first five games of the 2019 season, passing PFHOF Peyton Manning (1,744 passing yards in 2013) for the most passing yards without an interception to begin a season in NFL history.
- 🏈 Threw for 278 yards in the second quarter in Week 2 at Oakland (9/15/19), the second-most passing yards in any single quarter in a game in NFL history, trailing only New Orleans QB Drew Brees who threw for 294 yards in the fourth quarter at Atlanta on Nov. 9, 2008.
- 🏈 During the 2018 season, became just the second quarterback (Peyton Manning in 2013) in NFL history to throw for 50 touchdowns and 5,000 passing yards in a single-season.
- 🏈 In his first season as the full-time starter in 2018, he broke the Chiefs single-season passing touchdown record by Week 10, passing Len Dawson (30) with 31 touchdown passes. Went on to finish the 2018 season with 50 touchdown passes, tied for the second-most in a single season in NFL history with QB Tom Brady (50 in 2007).
- 🏈 Has recorded six touchdown passes in a game twice in his career against the Steelers (9/16/18) and the Rams (11/19/20), tying Chiefs and PFHOF QB Len Dawson for most touchdown passes in one game in team history. Mahomes is one of nine quarterbacks in league history to record multiple six-touchdown games.
- 🏈 Threw 29 touchdown passes in his first 10 career NFL





games, more TD throws than any QB in NFL history in their first 10 games.

🏈 First quarterback in Chiefs history to throw for 300+ yards in eight consecutive games in a single season (2018). His streak is tied for second-most consecutive games with 300+ yards.

🏈 Made his NFL debut and first start during the Chiefs 2017 regular season finale at the Denver Broncos (12/31/17), completing 22-of-35 passes (62.9%) for 284 yards. His 284 passing yards in the game are the second-most by a rookie passer in a single-game in franchise history.

### Postseason Career Highlights:

🏈 Has started 14 career postseason games for the Chiefs, carrying an 11-3 record. His 14 starts and 78.6 winning percentage are the top marks by a quarterback in franchise history.

🏈 Mahomes owns the franchise's postseason records for passing yards (4,084), touchdown passes (35), completions (352), attempts (523), completion percentage (67.3) and passer rating (107.4).

🏈 His 107.4 passer rating in the postseason is the highest passer rating by any NFL quarterback in playoff history.

🏈 Mahomes has recorded six games of a 120.0+ passer rating in the postseason, marking a league-best.

🏈 He has recorded five seasons of three or more 100.0+ passer rating games in the postseason, which is an NFL record.

🏈 In his first six NFL seasons, Mahomes ranks at the top of in the following postseason categories: touchdown passes (32), passes completed (331) and passes attempted (496).

🏈 Has thrown five touchdown passes in a postseason game twice, joining PFHOF QB Kurt Warner (twice) and QB Daryle Lamonica (twice) as the only players in NFL history to have multiple playoff games with five or more passing touchdowns.

🏈 Became the 13<sup>th</sup> starting quarterback to win multiple Super Bowls with his victory over the Eagles in Super Bowl LVII.

🏈 After receiving the Super Bowl MVP, Mahomes became the fifth player in history to win multiple Super Bowl MVP titles and 11<sup>th</sup> player ever to receive both the Super Bowl MVP and league MVP in the same season.

🏈 In Super Bowl LVII in Arizona, Mahomes threw three touchdown passes, marking his eighth postseason game of three or more touchdown passes. Having eight such games puts him in a tie for third-most postseason games of three or more touchdown passes with QB Aaron Rodgers. PFHOF QB Joe Montana (nine) and former QB Tom Brady (13) are the other two ahead of Mahomes.

🏈 Finished the 2021 postseason with 11 passing touchdowns, tying Joe Flacco (2012) and PFHOFs Kurt Warner (2008) and Joe Montana (1989) for the most touchdown passes in a single postseason in NFL history.

🏈 Threw three touchdown passes in the 2021 AFC Championship Game vs. Cincinnati (1/30/22), giving him seven postseason games with three or more touchdown passes, ranking as the fourth-most by a quarterback in NFL history, at the time.

🏈 Orchestrated one of the most exciting finishes to a playoff game in the 2021 AFC Divisional Round against the Buffalo Bills, leading the Chiefs to 19 fourth-quarter and overtime points, including setting up the game-tying field goal with just 0:13 remaining on the clock in regulation and connecting with TE Travis Kelce for an eight-yard game-winning touchdown in OT. Completed a franchise record 33 passes and tied for the second-most yards in a single game in franchise postseason history with 378 yards in the win to set up an NFL record fourth-consecutive home conference title game at GEHA Field at Arrowhead Stadium.

🏈 With his start in Super Bowl LV following the 2020 season,

Mahomes became the youngest quarterback in NFL history (25 years and 143 days old) to start in two Super Bowls, surpassing Russell Wilson, who was 26 years and 64 days old at the time of his second Super Bowl start (SB XLIX) with the Seattle Seahawks.

🏈 With his start in the AFC Championship Game against Buffalo (1/24/21) during the 2020 season, he became the 12th quarterback since the 1970 merger to start in three-consecutive conference championship games and was the first player to accomplish the feat prior to his 26th birthday. He also became the first quarterback ever to accomplish the feat in his first four seasons in the league.

🏈 At 24 years and 138 days, Mahomes became the third-youngest player and youngest quarterback in NFL history to be named Super Bowl MVP, earning the honors for his performance in Super Bowl LIV vs. the San Francisco 49ers.

🏈 In the AFC Championship Game against Tennessee (1/19/20) became the first player in Chiefs franchise history to ever record multiple passing touchdowns and a rushing touchdown (three passing, one rushing) in a postseason game.

🏈 Became the first player in NFL history to record 300+ passing yards, five or more passing touchdowns and 50+ rushing yards in a playoff game in the AFC Divisional Round against Houston (1/12/20).

🏈 Threw five touchdown passes in the 2020 AFC Divisional Round, the most in a single-game in Chiefs postseason history and tied for the fourth-most in NFL history. Four of his five touchdowns came in the second quarter, making him just the second player in NFL postseason history (QB Doug Williams in Super Bowl XXII) with four passing touchdowns in a single quarter.

### Honors:

🏈 Selected to the Pro Bowl following the 2018, 2019, 2020, 2021 and 2022 seasons.

🏈 Named an AP All-Pro following the 2018 and 2022 seasons (first-team) and the 2020 season (second-team).

🏈 Received PFWA All-AFC Team honors in 2018 and 2020.

🏈 Voted by teammates as an offensive team captain for the postseason in each of his six seasons as the starter (2018-22). 2022 voted the ESPY Best Male Athlete and ESPY Best NFL Player.

🏈 2022 Chiefs Derrick Thomas Most Valuable Player.

🏈 Super Bowl LVII MVP.

🏈 2022 NFL Most Valuable Player.

🏈 November 2022 AFC Offensive Player of the Month.

🏈 2022 Weeks 1 and 4 AFC Offensive Player of the Week.

🏈 December 2021 AFC Offensive Player of the Month.

🏈 2021 Weeks 1 and 10 AFC Offensive Player of the Week.

🏈 2020 Sports Illustrated Sportsperson of the Year.

🏈 2020 TSN All-NFL Team.

🏈 November 2020 AFC Offensive Player of the Month.

🏈 2020 Weeks 3 and 8 AFC Offensive Player of the Week.

🏈 Super Bowl LIV MVP.

🏈 September 2019 AFC Offensive Player of the Month.

🏈 2019 Week 2 AFC Offensive Player of the Week.

🏈 2019 ESPY Best NFL Player.

🏈 2019 Week 2 FedEx Air Player of the Week.

🏈 2018 Chiefs Derrick Thomas Most Valuable Player.

🏈 2018 Bert Bell Award.

🏈 2018 NFL Most Valuable Player.

🏈 2018 AP, NFL, PFWA, SI and the 101 Awards Offensive Player of the Year.

🏈 2018 PFW All-NFL Team.

🏈 2018 FedEx Air Player of the Year.

🏈 2018 Weeks 1, 2, 7 and 8 AFC Offensive Player of the Week.

🏈 2018 Weeks 2, 7 and 8 FedEx Air Player of the Week.

🏈 September 2018 AFC Player of the Month.

**Transactions:**

Signed contract extension with Kansas City (7/6/20) ... Originally entered the NFL as a first-round pick (10th overall) by the Kansas City Chiefs in the 2017 NFL Draft.

**COLLEGE**

A three-year starter at Texas Tech, Mahomes finished his Red Raider career with 857 completions on 1,349 attempts (63.5 pct.) ... Totaled 11,252 yards, 93 touchdowns and 845 rushing yards ... Began his career by starting the Red Raiders final four games as a true freshman, passing for 1,547 yards and 16 touchdowns with a 56.8 completion percentage with one of those games being a 598-yard, six-touchdown effort against a top-10 team in Baylor ... Gathered honorable mention All-Big 12 notice as a freshman in 2014 and was additionally honored in 2015 after starting every game and leading the FBS with 393 yards of total offense per game (totaled 4,653 yards, 36 TDs, 15 INTs, 63.5 completion percentage) ... Was a second-team All-Conference pick in his final season at Tech in 2016, leading the FBS with 421 passing yards per game (5,052 total, 41 TDs, 10 INTs, 65.7 completion percentage) ... Set a (then) NCAA record with 819 yards of total offense, while also tying the NCAA mark for passing yards with 734 vs. No. 16 Oklahoma on Oct. 23.

**PERSONAL**

- 🏆 Attended Whitehouse (Texas) High School where he earned several honors: MaxPreps 2013-14 National Male Athlete of the Year, 2013 Texas Associated Press Sports Editors High School Football Player of the Year, Associated Press Class 4A Offensive Player of the Year and All-East Texas Most Valuable Player.
- 🏆 A three-sport star as a prep, Mahomes also lettered in basketball and baseball, where he was selected by the Detroit Tigers in the 2014 Major League Baseball First-Year Player Draft in the 37th Round (No. 1,120 overall selection).
- 🏆 Father, Pat, pitched 11 years in Major League Baseball with six organizations, including five years with the Minnesota Twins.
- 🎓 Studied marketing at Texas Tech.
- 🏆 In 2019, founded the 15 and the Mahomies Foundation which is dedicated to improving the lives of children. The foundation supports initiatives that focus on health, wellness, communities in need of resources and other charitable causes.
- 🏠 Hometown: Tyler, Texas.

**PATRICK MAHOMES' NFL REGULAR SEASON PASSING STATISTICS**

DATE	TEAM	GP	GS	ATT.	CMP.	PCT.	YDS	AVG.	TD	INT.	LG	SK	LST	RATE
2017	Chiefs	1	1	35	22	62.9	284	8.1	0	1	51	2	15	76.4
2018	Chiefs	16	16	580	383	66.0	5,097	8.8	50	12	89t	26	171	113.8
2019	Chiefs	14	14	484	319	65.9	4,031	8.3	26	5	83t	17	127	105.3
2020	Chiefs	15	15	588	390	66.3	4,740	8.1	38	6	75t	22	147	108.2
2021	Chiefs	17	17	658	436	66.3	4,839	7.4	37	13	75t	28	146	98.5
2022	Chiefs	17	17	648	435	67.1	5,250	8.1	41	12	67	26	188	105.2
2023	Chiefs	6	6	224	153	68.3	1,593	7.1	11	5	54	6	41	95.7
<b>TOTALS</b>		<b>86</b>	<b>86</b>	<b>3,217</b>	<b>2,138</b>	<b>66.5</b>	<b>25,834</b>	<b>8.0</b>	<b>203</b>	<b>54</b>	<b>89T</b>	<b>127</b>	<b>835</b>	<b>105.0</b>

**PATRICK MAHOMES' NFL POSTSEASON PASSING STATISTICS**

DATE	TEAM	GP	GS	ATT.	CMP.	PCT.	YDS	AVG.	TD	INT.	LG	SK	LST	RATE
2017	Chiefs	0	0	0	0	0.0	0	0.0	0	0	0	0	0	0.0
2018	Chiefs	2	2	72	43	59.7	573	8.0	3	0	54	8	71	98.9
2019	Chiefs	3	3	112	72	64.3	901	8.0	10	2	60t	6	20	111.5
2020	Chiefs	3	3	117	76	65.0	850	7.3	4	2	71	4	27	90.8
2021	Chiefs	3	3	122	89	73.0	1,057	8.7	11	3	64t	9	81	118.8
2022	Chiefs	3	3	100	72	72.0	703	7.0	7	0	29	3	11	114.7
<b>TOTALS</b>		<b>14</b>	<b>14</b>	<b>523</b>	<b>352</b>	<b>67.3</b>	<b>4,084</b>	<b>7.8</b>	<b>35</b>	<b>7</b>	<b>71</b>	<b>30</b>	<b>210</b>	<b>107.4</b>

**PATRICK MAHOMES' NFL REGULAR SEASON RUSHING STATISTICS**

DATE	TEAM	NO.	YDS.	AVG.	LG	TD
2017	Chiefs	7	10	1.4	5	0
2018	Chiefs	60	272	4.5	28	2
2019	Chiefs	43	218	5.1	25	2
2020	Chiefs	62	308	5.0	24	2
2021	Chiefs	66	381	5.8	32	2
2022	Chiefs	61	358	5.9	20	4
2023	Chiefs	29	185	6.4	25	0
<b>TOTALS</b>		<b>328</b>	<b>1,732</b>	<b>5.3</b>	<b>32</b>	<b>12</b>

PATRICK MAHOMES' NFL POSTSEASON RUSHING STATISTICS

DATE	TEAM	NO.	YDS.	AVG.	LG	TD
2017	Chiefs	0	0	0.0	0	0
2018	Chiefs	5	19	3.8	9	1
2019	Chiefs	24	136	5.7	27t	2
2020	Chiefs	13	52	4.0	13	1
2021	Chiefs	13	117	9.0	34	1
2022	Chiefs	12	60	5.0	26	0
<b>TOTALS</b>		<b>67</b>	<b>384</b>	<b>5.7</b>	<b>34</b>	<b>5</b>

SINGLE-GAME HIGHS: QUARTERBACK

<b>Pass Attempts</b>	68 vs. Tennessee, Nov 06, 2022 54 vs. Buffalo, Oct 10, 2021 53 vs. Baltimore, Dec 09, 2018 50 at Las Vegas, Nov 14, 2021 50 at Tennessee, Nov 10, 2019	<b>Passer Rating</b>	154.8 at Pittsburgh, Sep 16, 2018 144.4 vs. N.Y. Jets, Nov 01, 2020 144.2 at Arizona, Sep 11, 2022 143.2 at Jacksonville, Sep 08, 2019 139.2 vs. Las Vegas, Dec 12, 2021
<b>Pass Completions</b>	43 vs. Tennessee, Nov 06, 2022 37 at Tampa Bay, Nov 29, 2020 36 at Houston, Dec 18, 2022 36 at Tennessee, Nov 10, 2019 35 at Las Vegas, Nov 14, 2021 ...1 more at 35.	<b>Rush Attempts</b>	10 at Buffalo, Oct 19, 2020 9 at Denver, Jan 08, 2022 9 at Oakland, Dec 02, 2018 8 vs. Buffalo, Oct 10, 2021 8 vs. New England, Oct 05, 2020
<b>Yards Passing</b>	478 at L.A. Rams, Nov 19, 2018 462 at Tampa Bay, Nov 29, 2020 446 vs. Tennessee, Nov 06, 2022 446 at Tennessee, Nov 10, 2019 443 at Oakland, Sep 15, 2019	<b>Rushing Yards</b>	63 vs. Tennessee, Nov 06, 2022 61 vs. Buffalo, Oct 10, 2021 59 at L.A. Chargers, Nov 18, 2019 54 at Denver, Jan 08, 2022 54 at L.A. Chargers, Sep 20, 2020 ...1 more at 54.
<b>TD Passes</b>	6 at L.A. Rams, Nov 19, 2018 6 at Pittsburgh, Sep 16, 2018 5 at Arizona, Sep 11, 2022 5 at Las Vegas, Nov 14, 2021 ...2 more at 5.	<b>Rushing Average</b>	7.6 vs. Buffalo, Oct 10, 2021 7.3 at N.Y. Jets, Oct 01, 2023 6.0 at Denver, Jan 08, 2022 5.8 at Oakland, Dec 02, 2018 5.6 vs. Jacksonville, Nov 13, 2022
<b>Long Passes</b>	89t vs. Oakland, Dec 30, 2018 83t vs. Baltimore, Sep 22, 2019 75t vs. Cleveland, Sep 12, 2021 75t at Tampa Bay, Nov 29, 2020 75t at New England, Oct 14, 2018	<b>Longest Runs</b>	32 at L.A. Chargers, Dec 16, 2021 28 at Oakland, Dec 02, 2018 25 at N.Y. Jets, Oct 01, 2023 25 at Denver, Jan 08, 2022 25 at Detroit, Sep 29, 2019
<b>Completion Percentage</b>	87.8 at Houston, Dec 18, 2022 83.3 vs. Las Vegas, Dec 12, 2021 82.1 at Pittsburgh, Sep 16, 2018 80.8 at Buffalo, Oct 19, 2020 80.0 at Philadelphia, Oct 03, 2021	<b>Rushing TDs</b>	1 vs. Seattle, Dec 24, 2022 1 at Houston, Dec 18, 2022 1 at Cincinnati, Dec 04, 2022 ...9 more at 1.



SINGLE-GAME HIGHS - POSTSEASON: QUARTERBACK

<b>Pass Attempts</b>	49 at Tampa Bay, Feb 07, 2021 44 vs. Buffalo, Jan 23, 2022 43 vs. Cincinnati, Jan 29, 2023 41 vs. San Francisco, Feb 02, 2020 41 vs. Indianapolis, Jan 12, 2019	<b>Passer Rating</b>	138.2 vs. Pittsburgh, Jan 16, 2022 134.6 vs. Houston, Jan 12, 2020 131.8 at Philadelphia, Feb 12, 2023 127.6 vs. Buffalo, Jan 24, 2021 123.1 vs. Buffalo, Jan 23, 2022
<b>Pass Completions</b>	33 vs. Buffalo, Jan 23, 2022 30 vs. Pittsburgh, Jan 16, 2022 29 vs. Cincinnati, Jan 29, 2023 29 vs. Buffalo, Jan 24, 2021 27 vs. Indianapolis, Jan 12, 2019	<b>Rush Attempts</b>	10 vs. San Francisco, Feb 02, 2020 7 vs. Buffalo, Jan 23, 2022 7 vs. Tennessee, Jan 19, 2020 7 vs. Houston, Jan 12, 2020 6 at Philadelphia, Feb 12, 2023
<b>Yards Passing</b>	404 vs. Pittsburgh, Jan 16, 2022 378 vs. Buffalo, Jan 23, 2022 326 vs. Cincinnati, Jan 29, 2023 325 vs. Buffalo, Jan 24, 2021 321 vs. Houston, Jan 12, 2020	<b>Rushing Yards</b>	69 vs. Buffalo, Jan 23, 2022 54 vs. Tennessee, Jan 19, 2020 53 vs. Houston, Jan 12, 2020 44 at Philadelphia, Feb 12, 2023 33 at Tampa Bay, Feb 07, 2021
<b>TD Passes</b>	5 vs. Pittsburgh, Jan 16, 2022 5 vs. Houston, Jan 12, 2020 3 at Philadelphia, Feb 12, 2023 3 vs. Cincinnati, Jan 30, 2022 ...4 more at 3.	<b>Rushing Average</b>	9.9 vs. Buffalo, Jan 23, 2022 7.7 vs. Tennessee, Jan 19, 2020 7.6 vs. Houston, Jan 12, 2020 2.9 vs. San Francisco, Feb 02, 2020
<b>Long Passes</b>	71 vs. Buffalo, Jan 24, 2021 64t vs. Buffalo, Jan 23, 2022 60t vs. Tennessee, Jan 19, 2020 54 vs. New England, Jan 20, 2019 48t vs. Pittsburgh, Jan 16, 2022 ...1 more at 48.	<b>Longest Runs</b>	34 vs. Buffalo, Jan 23, 2022 27t vs. Tennessee, Jan 19, 2020 26 at Philadelphia, Feb 12, 2023 23 vs. Pittsburgh, Jan 16, 2022 21 vs. Houston, Jan 12, 2020
<b>Completion Percentage</b>	77.8 at Philadelphia, Feb 12, 2023 76.9 vs. Pittsburgh, Jan 16, 2022 76.3 vs. Buffalo, Jan 24, 2021 75.0 vs. Buffalo, Jan 23, 2022 73.3 vs. Jacksonville, Jan 21, 2023	<b>Rushing TDs</b>	1 vs. Buffalo, Jan 23, 2022 1 vs. Cleveland, Jan 17, 2021 1 vs. San Francisco, Feb 02, 2020 ...2 more at 1.

## 300-YARD PASSING GAMES (43): REGULAR SEASON

DATE	TEAM	NO.	YDS.	AVG.	LG	TD
09/16/18	at Steelers	23	326	14.2	40	6
09/23/18	49ERS	24	314	13.1	42	3
10/01/18	at Broncos	28	304	10.9	35	1
10/07/18	JAGUARS	22	313	14.2	40	0
10/14/18	at Patriots	23	352	15.3	75t	4
10/21/18	BENGALS	28	358	12.8	50	4
10/28/18	BRONCOS	24	303	12.6	40	4
11/04/18	at Browns	23	375	16.3	50t	3
11/19/18	at Rams	33	478	14.5	73t	6
12/09/18	RAVENS	35	377	10.8	48	2
09/08/19	at Jaguars	25	378	15.1	68t	3
09/15/19	at Raiders	30	443	14.8	44t	4
09/22/19	RAVENS	27	374	13.9	83t	3
09/29/19	at Lions	24	315	13.1	33	0
10/06/19	COLTS	22	321	14.6	31	1
11/10/19	at Titans	36	446	12.4	63t	3
12/15/19	BRONCOS	27	340	12.6	41t	2
09/20/20	at Chargers	27	302	11.2	54t	2
09/28/20	at Ravens	31	385	12.4	49t	4
10/11/20	RAIDERS	22	340	15.5	37	2
11/01/20	JETS	31	416	13.4	41t	5
11/08/20	PANTHERS	30	372	12.4	44	4
11/22/20	at Raiders	34	348	10.2	22t	2
11/29/20	at Buccaneers	37	462	12.5	75t	3
12/06/20	BRONCOS	25	318	12.7	30	1
12/13/20	at Dolphins	24	393	16.4	44t	2
09/12/21	BROWNS	27	337	12.5	75t	3
09/19/21	at Ravens	24	343	14.3	46t	3
10/17/21	at Commanders	32	397	12.4	49	2
11/14/21	at Raiders	35	406	11.6	38t	5
12/16/21	at Chargers	31	410	13.2	69	3
09/11/22	at Cardinals	30	360	12.0	35	5
10/16/22	BILLS	25	338	13.5	42t	2
10/23/22	at 49ers	25	423	16.9	57	3
11/06/22	TITANS	43	446	10.4	33	1
11/13/22	JAGUARS	26	331	12.7	46	4
11/20/22	at Chargers	20	329	16.5	40	3
11/27/22	RAMS	27	320	11.9	39t	1
12/11/22	at Broncos	28	352	12.6	56t	3
12/18/22	at Texans	36	336	9.3	21	2
01/01/23	BRONCOS	29	328	11.3	38	3
09/17/23	at Jaguars	29	305	10.5	54	2
10/12/23	BRONCOS	30	306	10.2	40	1

## 300-YARD PASSING GAMES (5): POSTSEASON

DATE	TEAM	NO.	YDS.	AVG.	LG	TD
01/12/20	TEXANS	23	321	14.0	48	5
01/24/21	BILLS	29	325	11.2	71	3
01/16/22	STEELERS	30	404	13.5	48t	5
01/23/22	BILLS	33	378	11.5	64t	3
01/29/23	BENGALS	29	326	11.2	29	2

2017 GAME-BY-GAME REGULAR-SEASON STATISTICS (CHIEFS)

DATE	OPPONENT	P/S	PASSING										RUSHING				W/L	SCORE		
			ATT	CMP	YDS	PCT	Y/A	Y/C	TD	INT	LG	SK/YD	RATE	ATT	YDS	LG			TD	
09/07	at Patriots																		W	42-27
09/17	Eagles																		W	27-20
09/24	at Chargers																		W	24-10
10/02	Redskins																		W	29-20
10/08	at Texans																		W	42-34
10/15	Steelers																		L	13-19
10/19	at Raiders																		L	30-31
10/30	Broncos																		W	29-19
11/05	at Cowboys																		L	17-28
11/19	at Giants																		L	9-12+
11/26	Bills																		L	10-16
12/03	at Jets																		L	31-38
12/10	Raiders																		W	26-15
12/16	Chargers																		W	30-13
12/24	Dolphins																		W	29-13
12/31	at Broncos	S	35	22	284	62.9	8.1	12.9	0	1	51	2/15	76.4	7	10	5	0	W	27-24	
<b>2017 TOTALS</b>		<b>1-1</b>	<b>35</b>	<b>22</b>	<b>284</b>	<b>62.9</b>	<b>8.1</b>	<b>12.9</b>	<b>0</b>	<b>1</b>	<b>51</b>	<b>2/15</b>	<b>76.4</b>	<b>7</b>	<b>10</b>	<b>5</b>	<b>0</b>	<b>10-6</b>		

+ - Overtime

2018 GAME-BY-GAME REGULAR-SEASON STATISTICS (CHIEFS)

DATE	OPPONENT	P/S	PASSING										RUSHING				W/L	SCORE		
			ATT	CMP	YDS	PCT	Y/A	Y/C	TD	INT	LG	SK/YD	RATE	ATT	YDS	LG			TD	
09/09	at Chargers	S	27	15	256	55.6	9.5	17.1	4	0	58t	1/0	127.5	5	21	8	0	W	38-28	
09/16	at Steelers	S	28	23	326	82.1	11.6	14.2	6	0	40	1/4	154.8	5	18	10	0	W	42-37	
09/23	49ers	S	38	24	314	63.2	8.3	13.1	3	0	42	2/7	115.5	5	7	7	0	W	38-27	
10/01	at Broncos	S	45	28	304	62.2	6.8	10.9	1	0	35	1/0	89.5	3	7	8t	1	W	27-23	
10/07	Jaguars	S	38	22	313	57.9	8.2	14.2	0	2	40	1/15	62.7	4	13	11	1	W	30-14	
10/14	at Patriots	S	36	23	352	63.9	9.8	15.3	4	2	75t	0/0	110.0	2	9	6	0	L	40-43	
10/21	Bengals	S	39	28	358	71.8	9.2	12.8	4	1	50	2/5	123.7	4	45	23	0	W	45-10	
10/28	Broncos	S	34	24	303	70.6	8.9	12.6	4	1	40	2/12	125.0	2	-1	1	0	W	30-23	
11/04	at Browns	S	32	23	375	71.9	11.7	16.3	3	1	50t	2/15	129.0	2	18	15	0	W	37-21	
11/11	Cardinals	S	28	21	249	75.0	8.9	11.9	2	0	38	5/37	125.4	4	21	14	0	W	26-14	
11/19	at Rams	S	46	33	478	71.7	10.4	14.5	6	3	73t	3/30	117.6	6	28	7	0	L	51-54	
12/02	at Raiders	S	38	23	295	60.5	7.8	12.8	4	0	38	0/0	120.0	9	52	28	0	W	40-33	
12/09	Ravens	S	53	35	377	66.0	7.1	10.8	2	1	48	3/29	91.5	2	-3	2	0	W	27-24+	
12/13	Chargers	S	34	24	243	70.6	7.1	10.1	2	0	33	2/9	110.3	2	3	2	0	L	28-29	
12/23	at Seahawks	S	40	23	273	57.5	6.8	11.9	3	0	32	1/8	103.4	3	33	22	0	L	31-38	
12/30	Raiders	S	24	14	281	58.3	11.7	20.1	2	1	89t	0/0	109.9	2	1	2	0	W	35-3	
<b>2018 TOTALS</b>		<b>16-16</b>	<b>580</b>	<b>383</b>	<b>5,097</b>	<b>66.0</b>	<b>8.8</b>	<b>13.3</b>	<b>50</b>	<b>12</b>	<b>89T</b>	<b>26/171</b>	<b>113.8</b>	<b>60</b>	<b>272</b>	<b>28</b>	<b>2</b>	<b>12-4</b>		

+ - Overtime

2019 GAME-BY-GAME REGULAR-SEASON STATISTICS (CHIEFS)

DATE	OPPONENT	P/S	PASSING										RUSHING				W/L	SCORE		
			ATT	CMP	YDS	PCT	Y/A	Y/C	TD	INT	LG	SK/YD	RATE	ATT	YDS	LG			TD	
09/08	at Jaguars	S	33	25	378	75.8	11.5	15.1	3	0	68t	0/0	143.2	1	2	2	0	W	40-26	
09/15	at Raiders	S	44	30	443	68.2	10.1	14.8	4	0	44t	2/7	131.2	1	-1	-1	0	W	28-10	
09/22	Ravens	S	37	27	374	73.0	10.1	13.9	3	0	83t	1/11	132.0	4	9	11	0	W	33-28	
09/29	at Lions	S	42	24	315	57.1	7.5	13.1	0	0	33	0/0	81.0	6	54	25	0	W	34-30	
10/06	Colts	S	39	22	321	56.4	8.2	14.6	1	0	31	4/33	91.9	3	17	14	0	L	13-19	
10/13	Texans	S	35	19	273	54.3	7.8	14.4	3	1	52	1/17	96.5	1	-1	-1	0	L	24-31	
10/17	at Broncos	S	11	10	76	90.9	6.9	7.6	1	0	21t	0/0	125.8	1	2	2	0	W	30-6	
10/27	Packers																		L	24-31
11/03	Vikings																		W	26-23
11/10	at Titans	S	50	36	446	72.0	8.9	12.4	3	0	63t	2/13	119.2	0	0	0	0	L	32-35	
11/18	at Chargers	S	32	19	182	59.4	5.7	9.6	1	1	31	1/2	72.7	5	59	24	0	W	24-17	
12/01	Raiders	S	29	15	175	51.7	6.0	11.7	1	0	47	1/12	81.8	3	25	13t	1	W	40-9	
12/08	at Patriots	S	40	26	283	65.0	7.1	10.9	1	1	48t	1/12	83.6	6	6	5	0	W	23-16	
12/15	Broncos	S	34	27	340	79.4	10.0	12.6	2	1	41t	3/13	115.7	3	11	7	0	W	23-3	
12/22	at Bears	S	33	23	251	69.7	7.6	10.9	2	0	19	1/7	112.1	2	14	12t	1	W	26-3	
12/29	Chargers	S	25	16	174	64.0	7.0	10.9	1	1	47	0/0	81.1	7	21	11	0	W	31-21	
<b>2019 TOTALS</b>		<b>14-14</b>	<b>484</b>	<b>319</b>	<b>4,031</b>	<b>65.9</b>	<b>8.3</b>	<b>12.6</b>	<b>26</b>	<b>5</b>	<b>83T</b>	<b>17/127</b>	<b>105.3</b>	<b>43</b>	<b>218</b>	<b>25</b>	<b>2</b>	<b>12-4</b>		



2020 GAME-BY-GAME REGULAR-SEASON STATISTICS (CHIEFS)

DATE	OPPONENT	P/S	PASSING											RUSHING				W/L	SCORE	
			ATT	CMP	YDS	PCT	Y/A	Y/C	TD	INT	LG	SK/YD	RATE	ATT	YDS	LG	TD			
09/10	Texans	S	32	24	211	75.0	6.6	8.8	3	0	19	1/8	123.3	0	0	0	0	W	34-20	
09/20	at Chargers	S	47	27	302	57.4	6.4	11.2	2	0	54t	1/13	90.9	6	54	21	0	W	23-20+	
09/28	at Ravens	S	42	31	385	73.8	9.2	12.4	4	0	49t	0/0	133.5	4	26	12	1	W	34-20	
10/05	Patriots	S	29	19	236	65.5	8.1	12.4	2	0	45	1/7	113.6	8	28	18	0	W	26-10	
10/11	Raiders	S	43	22	340	51.2	7.9	15.5	2	1	37	3/7	83.5	6	21	6	1	L	32-40	
10/19	at Bills	S	26	21	225	80.8	8.7	10.7	2	0	37	1/4	128.4	10	36	9	0	W	26-17	
10/25	at Broncos	S	23	15	200	65.2	8.7	13.3	1	0	38	3/25	107.2	0	0	0	0	W	43-16	
11/01	Jets	S	42	31	416	73.8	9.9	13.4	5	0	41t	0/0	144.4	0	0	0	0	W	35-9	
11/08	Panthers	S	45	30	372	66.7	8.3	12.4	4	0	44	2/11	121.7	1	6	6	0	W	33-31	
11/22	at Raiders	S	45	34	348	75.6	7.7	10.2	2	1	22t	0/0	102.8	4	16	11	0	W	35-31	
11/29	at Buccaneers	S	49	37	462	75.5	9.4	12.5	3	0	75t	2/6	124.7	4	28	17	0	W	27-24	
12/06	Broncos	S	40	25	318	62.5	8.0	12.7	1	0	30	1/5	95.6	4	26	20	0	W	22-16	
12/13	at Dolphins	S	34	24	393	70.6	11.6	16.4	2	3	44t	3/39	91.9	5	9	6	0	W	33-27	
12/20	at Saints	S	47	26	254	55.3	5.4	9.8	3	0	23	4/22	92.0	7	37	24	0	W	32-29	
12/27	Falcons	S	44	24	278	54.5	6.3	11.6	2	1	31	0/0	79.5	3	21	13	0	W	17-14	
01/03	Chargers																	L	21-38	
INACTIVE																				
<b>2020 TOTALS</b>		<b>15-15</b>	<b>588</b>	<b>390</b>	<b>4,740</b>	<b>66.3</b>	<b>8.1</b>	<b>12.2</b>	<b>38</b>	<b>6</b>	<b>75T</b>	<b>22/147</b>	<b>108.2</b>	<b>62</b>	<b>308</b>	<b>24</b>	<b>2</b>	<b>14-2</b>		

+ - Overtime

2021 GAME-BY-GAME REGULAR-SEASON STATISTICS (CHIEFS)

DATE	OPPONENT	P/S	PASSING											RUSHING				W/L	SCORE
			ATT	CMP	YDS	PCT	Y/A	Y/C	TD	INT	LG	SK/YD	RATE	ATT	YDS	LG	TD		
09/12	Browns	S	36	27	337	75.0	9.4	12.5	3	0	75t	2/13	131.4	5	18	8	1	W	33-29
09/19	at Ravens	S	31	24	343	77.4	11.1	14.3	3	1	46t	0/0	131.5	1	3	3	0	L	35-36
09/26	Chargers	S	44	27	260	61.4	5.9	9.6	3	2	28	2/9	81.6	4	45	21	0	L	24-30
10/03	at Eagles	S	30	24	278	80.0	9.3	11.6	5	1	44t	1/7	131.0	5	26	12	0	W	42-30
10/10	Bills	S	54	33	272	61.1	5.0	8.2	2	2	26	2/0	70.9	8	61	23	0	L	20-38
10/17	at Football Team	S	47	32	397	68.1	8.4	12.4	2	2	49	3/7	90.5	3	31	17	0	W	31-13
10/24	at Titans	S	35	20	206	57.1	5.9	10.3	0	1	25	4/31	62.3	6	35	13	0	L	3-27
11/01	Giants	S	48	29	275	60.4	5.7	9.5	1	1	24	2/14	74.6	3	10	6	0	W	20-17
11/07	Packers	S	37	20	166	54.1	4.5	8.3	1	0	25	1/6	74.8	2	-2	-1	0	W	13-7
11/14	at Raiders	S	50	35	406	70.0	8.1	11.6	5	0	38t	0/0	127.6	0	0	0	0	W	41-14
11/21	Cowboys	S	37	23	260	62.2	7.0	11.3	0	1	37	3/16	71.9	7	11	11	0	W	19-9
12/05	Broncos	S	29	15	184	51.7	6.3	12.3	0	1	38	1/6	57.3	4	12	10t	1	W	22-9
12/12	Raiders	S	24	20	258	83.3	10.8	12.9	2	0	44	3/18	139.2	4	20	10	0	W	48-9
12/16	at Chargers	S	47	31	410	66.0	8.7	13.2	3	1	69	1/0	105.8	3	32	32	0	W	34-28+
12/26	Steelers	S	30	23	258	76.7	8.6	11.2	3	0	50	2/4	135.1	0	0	0	0	W	36-10
01/02	at Bengals	S	35	26	259	74.3	7.4	10.0	2	0	53	0/0	113.9	2	25	17	0	L	31-34
01/08	at Broncos	S	44	27	270	61.4	6.1	10.0	2	0	44	1/15	93.9	9	54	25	0	W	28-24
<b>2021 TOTALS</b>		<b>17-17</b>	<b>658</b>	<b>436</b>	<b>4,839</b>	<b>66.3</b>	<b>7.4</b>	<b>11.1</b>	<b>37</b>	<b>13</b>	<b>75T</b>	<b>28/146</b>	<b>98.5</b>	<b>66</b>	<b>381</b>	<b>32</b>	<b>2</b>	<b>12-5</b>	

+ - Overtime

2022 GAME-BY-GAME REGULAR-SEASON STATISTICS (CHIEFS)

DATE	OPPONENT	P/S	PASSING											RUSHING				W/L	SCORE
			ATT	CMP	YDS	PCT	Y/A	Y/C	TD	INT	LG	SK/YD	RATE	ATT	YDS	LG	TD		
09/11	at Cardinals	S	39	30	360	76.9	9.2	12.0	5	0	35	0/0	144.2	3	5	4	0	W	44-21
09/15	Chargers	S	35	24	235	68.6	6.7	9.8	2	0	41t	1/9	106.2	2	-1	0	0	W	27-24
09/25	at Colts	S	35	20	262	57.1	7.5	13.1	1	1	53	1/5	78.5	4	26	10	0	L	17-20
10/02	at Buccaneers	S	37	23	249	62.2	6.7	10.8	3	1	36	3/21	97.7	4	34	11	0	W	41-31
10/10	Raiders	S	43	29	292	67.4	6.8	10.1	4	0	36	3/27	117.6	4	28	16	0	W	30-29
10/16	Bills	S	40	25	338	62.5	8.5	13.5	2	2	42t	3/19	85.2	4	21	10	0	L	20-24
10/23	at 49ers	S	34	25	423	73.5	12.4	16.9	3	1	57	1/6	132.4	0	0	0	0	W	44-23
11/06	Titans	S	68	43	446	63.2	6.6	10.4	1	1	33	4/24	80.9	6	63	20	1	W	20-17+
11/13	Jaguars	S	35	26	331	74.3	9.5	12.7	4	1	46	0/0	129.6	7	39	19	0	W	27-17
11/20	at Chargers	S	34	20	329	58.8	9.7	16.5	3	0	40	1/7	120.8	4	23	16	0	W	30-27
11/27	Rams	S	42	27	320	64.3	7.6	11.9	1	1	39t	0/0	85.4	4	36	13	0	W	26-10
12/04	at Bengals	S	27	16	223	59.3	8.3	13.9	1	0	42	2/12	98.2	2	9	6	1	L	24-27
12/11	at Broncos	S	42	28	352	66.7	8.4	12.6	3	3	56t	2/10	86.6	3	-3	-1	0	W	34-28
12/18	at Texans	S	41	36	336	87.8	8.2	9.3	2	0	21	2/23	117.1	5	33	14	1	W	30-24+
12/24	Seahawks	S	28	16	224	57.1	8.0	14.0	2	0	52	1/4	106.8	2	8	5	1	W	24-10
01/01	Broncos	S	42	29	328	69.0	7.8	11.3	3	1	38	0/0	106.1	4	8	4	0	W	27-24
01/07	at Raiders	S	26	18	202	69.2	7.8	11.2	1	0	67	2/21	105.0	3	29	14	0	W	31-13
<b>2022 TOTALS</b>		<b>17-17</b>	<b>648</b>	<b>435</b>	<b>5,250</b>	<b>67.1</b>	<b>8.1</b>	<b>12.1</b>	<b>41</b>	<b>12</b>	<b>67</b>	<b>26/188</b>	<b>105.2</b>	<b>61</b>	<b>358</b>	<b>20</b>	<b>4</b>	<b>14-3</b>	

+ - Overtime



2023 GAME-BY-GAME REGULAR-SEASON STATISTICS (CHIEFS)

DATE	OPPONENT	P/S	PASSING											RUSHING				W/L	SCORE
			ATT	CMP	YDS	PCT	Y/A	Y/C	TD	INT	LG	SK/YD	RATE	ATT	YDS	LG	TD		
09/07	Lions	S	39	21	226	53.8	5.8	10.8	2	1	34	0/0	77.5	6	45	16	0	L	20-21
09/17	at Jaguars	S	41	29	305	70.7	7.4	10.5	2	1	54	1/7	98.1	7	30	14	0	W	17-9
09/24	Bears	S	33	24	272	72.7	8.2	11.3	3	0	37	0/0	127.3	3	28	15	0	W	41-10
10/01	at Jets	S	30	18	203	60.0	6.8	11.3	1	2	34t	1/6	63.6	7	51	25	0	W	23-20
10/08	at Vikings	S	41	31	281	75.6	6.9	9.1	2	0	33	2/15	109.9	0	0	0	0	W	27-20
10/12	Broncos	S	40	30	306	75.0	7.7	10.2	1	1	40	2/13	94.4	6	31	15	0	W	19-8
<b>2023 TOTALS</b>		<b>6-6</b>	<b>224</b>	<b>153</b>	<b>1,593</b>	<b>68.3</b>	<b>7.1</b>	<b>10.4</b>	<b>11</b>	<b>5</b>	<b>54</b>	<b>6/41</b>	<b>95.7</b>	<b>29</b>	<b>185</b>	<b>25</b>	<b>0</b>	<b>5-1</b>	

2017 GAME-BY-GAME POSTSEASON STATISTICS (CHIEFS)

DATE	OPPONENT	P/S	PASSING											RUSHING				W/L	SCORE
			ATT	CMP	YDS	PCT	Y/A	Y/C	TD	INT	LG	SK/YD	RATE	ATT	YDS	LG	TD		
01/06	Titans		DID NOT PLAY															L	21-22
<b>2017 TOTALS</b>		<b>0-0</b>	<b>0</b>	<b>0</b>	<b>0</b>	<b>0.0</b>	<b>0.0</b>	<b>0.0</b>	<b>0</b>	<b>0</b>	<b>0</b>	<b>0/0</b>	<b>0.0</b>	<b>0</b>	<b>0</b>	<b>0</b>	<b>0</b>	<b>0-1</b>	

2018 GAME-BY-GAME POSTSEASON STATISTICS (CHIEFS)

DATE	OPPONENT	P/S	PASSING											RUSHING				W/L	SCORE
			ATT	CMP	YDS	PCT	Y/A	Y/C	TD	INT	LG	SK/YD	RATE	ATT	YDS	LG	TD		
01/12	Colts	S	41	27	278	65.9	6.8	10.3	0	0	34	4/25	85.2	3	8	4t	1	W	31-13
01/20	Patriots	S	31	16	295	51.6	9.5	18.4	3	0	54	4/46	117.0	2	11	9	0	L	31-37+
<b>2018 TOTALS</b>		<b>2-2</b>	<b>72</b>	<b>43</b>	<b>573</b>	<b>59.7</b>	<b>8.0</b>	<b>13.3</b>	<b>3</b>	<b>0</b>	<b>54</b>	<b>8/71</b>	<b>98.9</b>	<b>5</b>	<b>19</b>	<b>9</b>	<b>1</b>	<b>1-1</b>	

+ - Overtime

2019 GAME-BY-GAME POSTSEASON STATISTICS (CHIEFS)

DATE	OPPONENT	P/S	PASSING											RUSHING				W/L	SCORE
			ATT	CMP	YDS	PCT	Y/A	Y/C	TD	INT	LG	SK/YD	RATE	ATT	YDS	LG	TD		
01/12	Texans	S	35	23	321	65.7	9.2	14.0	5	0	48	0/0	134.6	7	53	21	0	W	51-31
01/19	Titans	S	36	23	294	63.9	8.2	12.8	3	0	60t	2/2	117.1	7	54	27t	1	W	35-24
02/02	49ers	S	41	26	286	63.4	7.0	11.0	2	2	44	4/18	79.9	10	29	13	1	W	31-20
<b>2019 TOTALS</b>		<b>3-3</b>	<b>112</b>	<b>72</b>	<b>901</b>	<b>64.3</b>	<b>8.0</b>	<b>12.5</b>	<b>10</b>	<b>2</b>	<b>60T</b>	<b>6/20</b>	<b>111.5</b>	<b>24</b>	<b>136</b>	<b>27T</b>	<b>2</b>	<b>3-0</b>	

2020 GAME-BY-GAME POSTSEASON STATISTICS (CHIEFS)

DATE	OPPONENT	P/S	PASSING											RUSHING				W/L	SCORE
			ATT	CMP	YDS	PCT	Y/A	Y/C	TD	INT	LG	SK/YD	RATE	ATT	YDS	LG	TD		
01/17	Browns	S	30	21	255	70.0	8.5	12.1	1	0	42	0/0	106.9	3	14	13	1	W	22-17
01/24	Bills	S	38	29	325	76.3	8.6	11.2	3	0	71	1/0	127.6	5	5	9	0	W	38-24
02/07	at Buccaneers	S	49	26	270	53.1	5.5	10.4	0	2	33	3/27	52.3	5	33	11	0	L	9-31
<b>2020 TOTALS</b>		<b>3-3</b>	<b>117</b>	<b>76</b>	<b>850</b>	<b>65.0</b>	<b>7.3</b>	<b>11.2</b>	<b>4</b>	<b>2</b>	<b>71</b>	<b>4/27</b>	<b>90.8</b>	<b>13</b>	<b>52</b>	<b>13</b>	<b>1</b>	<b>2-1</b>	

2021 GAME-BY-GAME POSTSEASON STATISTICS (CHIEFS)

DATE	OPPONENT	P/S	PASSING											RUSHING				W/L	SCORE
			ATT	CMP	YDS	PCT	Y/A	Y/C	TD	INT	LG	SK/YD	RATE	ATT	YDS	LG	TD		
01/16	Steelers	S	39	30	404	76.9	10.4	13.5	5	1	48t	3/34	138.2	3	29	23	0	W	42-21
01/23	Bills	S	44	33	378	75.0	8.6	11.5	3	0	64t	2/8	123.1	7	69	34	1	W	42-36+
01/30	Bengals	S	39	26	275	66.7	7.1	10.6	3	2	44	4/39	91.3	3	19	11	0	L	24-27+
<b>2021 TOTALS</b>		<b>3-3</b>	<b>122</b>	<b>89</b>	<b>1,057</b>	<b>73.0</b>	<b>8.7</b>	<b>11.9</b>	<b>11</b>	<b>3</b>	<b>64T</b>	<b>9/81</b>	<b>118.8</b>	<b>13</b>	<b>117</b>	<b>34</b>	<b>1</b>	<b>2-1</b>	

+ - Overtime

2022 GAME-BY-GAME POSTSEASON STATISTICS (CHIEFS)


DATE	OPPONENT	P/S	PASSING											RUSHING				W/L	SCORE
			ATT	CMP	YDS	PCT	Y/A	Y/C	TD	INT	LG	SK/YD	RATE	ATT	YDS	LG	TD		
01/21	Jaguars	S	30	22	195	73.3	6.5	8.9	2	0	27	0/0	112.5	3	8	5	0	W	27-20
01/29	Bengals	S	43	29	326	67.4	7.6	11.2	2	0	29	3/11	105.4	3	8	5	0	W	23-20
02/12	at Eagles	S	27	21	182	77.8	6.7	8.7	3	0	22	0/0	131.8	6	44	26	0	W	38-35
<b>2022 TOTALS</b>		<b>3-3</b>	<b>100</b>	<b>72</b>	<b>703</b>	<b>72.0</b>	<b>7.0</b>	<b>9.8</b>	<b>7</b>	<b>0</b>	<b>29</b>	<b>3/11</b>	<b>114.7</b>	<b>12</b>	<b>60</b>	<b>26</b>	<b>0</b>	<b>3-0</b>	







# TRENT MCDUFFIE



**CORNERBACK #22**  
**WASHINGTON**

**2ND** YEAR IN  
THE NFL

**2ND** YEAR WITH  
THE CHIEFS

**HEIGHT:** 5'11"  
**WEIGHT:** 193 LBS  
**DRAFTED:** D1A-22  
**BIRTHDAY:** 9/13/00

Second-year cornerback enters his second season with the Chiefs in 2023.

Originally entered the NFL as the first of two first-round picks (21st overall) by the Kansas City Chiefs in the 2022 NFL Draft.

**Transactions:**

Originally entered the NFL as the first of two first-round picks (21st overall) by the Kansas City Chiefs in the 2022 NFL Draft.

**COLLEGE**

Three-year letterwinner at Washington ... Played 28 games, logging 94 tackles (71 solo), two interceptions, 10 passes defensed, three forced fumbles and three fumble recoveries ... Named to the 2021 All-Pac-12 first-team and 2020 All-Pac-12 second-team ... Named the team's Most Outstanding Defensive Player at the postseason awards banquet.

**PERSONAL**

- Spent three years on varsity at St. John Bosco.
- As a senior, led St. John Bosco to a 13-1 overall record and advanced to the championship game of the CIF Southern Section Division 1 playoffs in 2018.
- Returned a blocked punt for a TD in the title game.
- Finished the year ranked No. 3 in the nation by USA Today.
- Named to USA Today's All-California second-team following his senior season, as well as All-CIF Southern Section in 2018 and CalHiSports.com All-State second-team.
- In 2017, team went 12-3 and made it to the CIF-SS Division 1 championship game.
- Ranked No. 3 in the country following the 2017 season.
- As a sophomore, helped the Braves to a 13-2 mark, the Southern Section Division 1 championship and a win over De La Salle in the Open Division state championship.
- Finished the 2016 season ranked No. 2 in the nation.
- Chosen to play in the All-American Bowl following his senior year.

**TRENT MCDUFFIE'S NFL REGULAR SEASON DEFENSIVE STATISTICS**

DATE	TEAM	GP	GS	TACKLES					INTERCEPTIONS					O. FUMB				ST				MISC					
				TK	S	A	TFL	YDS	SK	YDS	QBH	NO	YDS	LG	TD	PD	FF	FR	TD	YDS	TK	S	A	FF	FR	S	A
2022	Chiefs	11	11	44	28	16	1	2	1.0	12.0	1	0	0	0	0	7	1	0	0	0	0	0	0	0	0	0	0
2023	Chiefs	6	6	30	22	8	0	0	0.0	0.0	4	0	0	0	0	4	3	0	0	0	0	0	0	0	0	0	
<b>NFL TOTALS</b>		<b>17</b>	<b>17</b>	<b>74</b>	<b>50</b>	<b>24</b>	<b>1</b>	<b>2</b>	<b>1.0</b>	<b>12.0</b>	<b>5</b>	<b>0</b>	<b>0</b>	<b>0</b>	<b>0</b>	<b>11</b>	<b>4</b>	<b>0</b>	<b>0</b>	<b>0</b>	<b>0</b>	<b>0</b>	<b>0</b>	<b>0</b>	<b>0</b>	<b>0</b>	

**TRENT MCDUFFIE'S NFL POSTSEASON DEFENSIVE STATISTICS**

DATE	TEAM	GP	GS	TACKLES					INTERCEPTIONS					O. FUMB				ST				MISC				
				TK	S	A	TFL	YDS	SK	YDS	QBH	NO	YDS	LG	TD	PD	FF	FR	TD	YDS	TK	S	A	FF	FR	S
2022	Chiefs	3	3	15	13	2	1	0	0.0	0.0	0	0	0	0	0	3	1	0	0	0	0	0	0	0	0	0
<b>NFL TOTALS</b>		<b>3</b>	<b>3</b>	<b>15</b>	<b>13</b>	<b>2</b>	<b>1</b>	<b>0</b>	<b>0.0</b>	<b>0.0</b>	<b>0</b>	<b>0</b>	<b>0</b>	<b>0</b>	<b>0</b>	<b>3</b>	<b>1</b>	<b>0</b>	<b>0</b>	<b>0</b>	<b>0</b>	<b>0</b>	<b>0</b>	<b>0</b>	<b>0</b>	



SINGLE-GAME HIGHS: DEFENSIVE

<b>Total Tackles</b>	8 vs. Detroit, Sep 07, 2023 7 at Las Vegas, Jan 07, 2023 7 vs. Denver, Jan 01, 2023 7 vs. Jacksonville, Nov 13, 2022 6 at Minnesota, Oct 08, 2023 ...3 more at 6.	<b>Passes Defensed</b>	3 at Minnesota, Oct 08, 2023 2 vs. L.A. Rams, Nov 27, 2022 2 vs. Jacksonville, Nov 13, 2022 1 at Jacksonville, Sep 17, 2023 1 at Las Vegas, Jan 07, 2023 ...2 more at 1.
<b>Solo Tackles</b>	6 at Minnesota, Oct 08, 2023 6 vs. Detroit, Sep 07, 2023 6 at Las Vegas, Jan 07, 2023 5 at N.Y. Jets, Oct 01, 2023 4 vs. Denver, Jan 01, 2023 ...2 more at 4.	<b>Forced Fumbles</b>	1 vs. Denver, Oct 12, 2023 1 vs. Chicago, Sep 24, 2023 1 vs. Detroit, Sep 07, 2023 ...1 more at 1.
<b>Sacks</b>	1.0 vs. Denver, Jan 01, 2023	<b>Tackles For Loss</b>	1 vs. Jacksonville, Nov 13, 2022

SINGLE-GAME HIGHS - POSTSEASON: DEFENSIVE

<b>Total Tackles</b>	6 vs. Cincinnati, Jan 29, 2023 4 vs. Jacksonville, Jan 21, 2023	<b>Passes Defensed</b>	2 vs. Cincinnati, Jan 29, 2023 1 vs. Jacksonville, Jan 21, 2023
<b>Solo Tackles</b>	6 vs. Cincinnati, Jan 29, 2023 4 at Philadelphia, Feb 12, 2023 3 vs. Jacksonville, Jan 21, 2023	<b>Tackles For Loss</b>	1 vs. Cincinnati, Jan 29, 2023

2022 GAME-BY-GAME REGULAR-SEASON STATISTICS (CHIEFS)

DATE	OPPONENT	P/S	TACKLES								INTERCEPTIONS					O. FUMB				ST					MISC		W/L	SCORE
			TK	S	A	SK	YDS	TFL	YDS	QBH	NO	YDS	LG	TD	PD	FF	FR	TD	YDS	TK	S	A	FF	FR	S	A		
09/11	at Cardinals	S	1	1	0	0.0	0.0	0	0	0	0	0	0	0	0	0	0	0	0	0	0	0	0	0	0	0	W	44-21
09/15	Chargers																									W	27-24	
09/25	at Colts																									L	17-20	
10/02	at Buccaneers																									W	41-31	
10/10	Raiders																									W	30-29	
10/16	Bills																									L	20-24	
10/23	at 49ers																									W	44-23	
11/06	Titans	S	2	1	1	0.0	0.0	0	0	0	0	0	0	0	1	0	0	0	0	0	0	0	0	0	0	W	20-17+	
11/13	Jaguars	S	7	4	3	0.0	0.0	1	2	0	0	0	0	0	2	0	0	0	0	0	0	0	0	0	0	W	27-17	
11/20	at Chargers	S	6	3	3	0.0	0.0	0	0	0	0	0	0	0	0	0	0	0	0	0	0	0	0	0	0	W	30-27	
11/27	Rams	S	2	2	0	0.0	0.0	0	0	0	0	0	0	0	2	0	0	0	0	0	0	0	0	0	0	W	26-10	
12/04	at Bengals	S	6	4	2	0.0	0.0	0	0	0	0	0	0	0	0	0	0	0	0	0	0	0	0	0	0	L	24-27	
12/11	at Broncos	S	0	0	0	0.0	0.0	0	0	0	0	0	0	0	1	0	0	0	0	0	0	0	0	0	0	W	34-28	
12/18	at Texans	S	1	1	0	0.0	0.0	0	0	0	0	0	0	0	0	0	0	0	0	0	0	0	0	0	0	W	30-24+	
12/24	Seahawks	S	5	2	3	0.0	0.0	0	0	0	0	0	0	0	0	0	0	0	0	0	0	0	0	0	0	W	24-10	
01/01	Broncos	S	7	4	3	1.0	12.0	0	0	1	0	0	0	0	0	1	0	0	0	0	0	0	0	0	0	W	27-24	
01/07	at Raiders	S	7	6	1	0.0	0.0	0	0	0	0	0	0	0	1	0	0	0	0	0	0	0	0	0	0	W	31-13	
<b>2022 TOTALS</b>			<b>11-11</b>	<b>44</b>	<b>28</b>	<b>16</b>	<b>1.0</b>	<b>12.0</b>	<b>1</b>	<b>2</b>	<b>1</b>	<b>0</b>	<b>0</b>	<b>0</b>	<b>0</b>	<b>7</b>	<b>1</b>	<b>0</b>	<b>0</b>	<b>0</b>	<b>0</b>	<b>0</b>	<b>0</b>	<b>0</b>	<b>0</b>	<b>14-3</b>		

+ - Overtime

2023 GAME-BY-GAME REGULAR-SEASON STATISTICS (CHIEFS)

DATE	OPPONENT	P/S	TACKLES								INTERCEPTIONS					O. FUMB				ST					MISC		W/L	SCORE
			TK	S	A	SK	YDS	TFL	YDS	QBH	NO	YDS	LG	TD	PD	FF	FR	TD	YDS	TK	S	A	FF	FR	S	A		
09/07	Lions	S	8	6	2	0.0	0.0	0	0	0	0	0	0	0	1	0	0	0	0	0	0	0	0	0	0	L	20-21	
09/17	at Jaguars	S	3	0	3	0.0	0.0	0	0	1	0	0	0	0	1	0	0	0	0	0	0	0	0	0	0	W	17-9	
09/24	Bears	S	5	3	2	0.0	0.0	0	0	0	0	0	0	0	1	0	0	0	0	0	0	0	0	0	0	W	41-10	
10/01	at Jets	S	6	5	1	0.0	0.0	0	0	0	0	0	0	0	0	0	0	0	0	0	0	0	0	0	0	W	23-20	
10/08	at Vikings	S	6	6	0	0.0	0.0	0	0	3	0	0	0	0	3	0	0	0	0	0	0	0	0	0	0	W	27-20	
10/12	Broncos	S	2	2	0	0.0	0.0	0	0	0	0	0	0	0	0	1	0	0	0	0	0	0	0	0	0	W	19-8	
<b>2023 TOTALS</b>			<b>6-6</b>	<b>30</b>	<b>22</b>	<b>8</b>	<b>0.0</b>	<b>0.0</b>	<b>0</b>	<b>0</b>	<b>4</b>	<b>0</b>	<b>0</b>	<b>0</b>	<b>4</b>	<b>3</b>	<b>0</b>	<b>0</b>	<b>0</b>	<b>0</b>	<b>0</b>	<b>0</b>	<b>0</b>	<b>0</b>	<b>0</b>	<b>5-1</b>		

2022 GAME-BY-GAME POSTSEASON STATISTICS (CHIEFS)

DATE	OPPONENT	P/S	TACKLES								INTERCEPTIONS					O. FUMB				ST					MISC		W/L	SCORE
			TK	S	A	SK	YDS	TFL	YDS	QBH	NO	YDS	LG	TD	PD	FF	FR	TD	YDS	TK	S	A	FF	FR	S	A		
01/21	Jaguars	S	4	3	1	0.0	0.0	0	0	0	0	0	0	0	1	0	0	0	0	0	0	0	0	0	0	W	27-20	
01/29	Bengals	S	6	6	0	0.0	0.0	1	0	0	0	0	0	0	2	0	0	0	0	0	0	0	0	0	0	W	23-20	
02/12	at Eagles	S	5	4	1	0.0	0.0	0	0	0	0	0	0	0	1	0	0	0	0	0	0	0	0	0	0	W	38-35	
<b>2022 TOTALS</b>			<b>3-3</b>	<b>15</b>	<b>13</b>	<b>2</b>	<b>0.0</b>	<b>0.0</b>	<b>1</b>	<b>0</b>	<b>0</b>	<b>0</b>	<b>0</b>	<b>0</b>	<b>3</b>	<b>1</b>	<b>0</b>	<b>0</b>	<b>0</b>	<b>0</b>	<b>0</b>	<b>0</b>	<b>0</b>	<b>0</b>	<b>0</b>	<b>3-0</b>		





# JERICK MCKINNON



**RUNNING BACK #1**  
**GEORGIA SOUTHERN**

**10<sup>TH</sup>** YEAR IN THE NFL

**3<sup>RD</sup>** YEAR WITH THE CHIEFS

**HEIGHT:** 5'9"  
**WEIGHT:** 209 LBS  
**DRAFTED:** FA-21  
**BIRTHDAY:** 5/3/92

👁️ 10th-year running back enters his third season with the Chiefs in 2023.

👁️ Originally entered the NFL as a third-round pick (96th overall) by the Minnesota Vikings in the 2014 NFL Draft.

### Career Highlights:

- 👁️ In 2022, led the league in receiving touchdowns by a running back with nine. McKinnon became the first running back since 1970 to record a touchdown reception in five consecutive games and became the first ever to record a touchdown reception in six consecutive games.
- 👁️ McKinnon's six consecutive games of at least one touchdown reception ties TE Travis Kelce's record for second-most consecutive games with a touchdown reception.
- 👁️ In 2015, led the Vikings for the second straight season in yards per carry with a 5.2 average and logged a career-high three total touchdowns.
- 👁️ As a rookie, led the Vikings with a 4.8 yard per carry average and ranked second on the team in rushing yards despite only playing in 11 games with six starts.
- 👁️ Became the first Vikings rookie to break the 100-yard mark

since Adrian Peterson did it back in 2007.

### Postseason Career Highlights:

- 👁️ In Super Bowl LVII in Arizona, McKinnon slid at the one-yard line to allow K Harrison Butker to seal the 38-35 victory over the Philadelphia Eagles with eight seconds left.

### Honors:

- 👁️ Was voted by teammates as an offensive team captain prior to the club's 2022 playoff games.
- 👁️ December 2022/January 2023 AFC Offensive Player of the Month.

### Transactions:

Re-signed with Kansas City (5/2/23) ... Re-signed with Kansas City (6/13/22) ... Signed with Kansas City (4/30/21) ... Signed with San Francisco (3/14/18) ... Originally entered the NFL as a third-round pick (96th overall) by the Minnesota Vikings in the 2014 NFL Draft.

## COLLEGE

Appeared in 47 games (31 starts) and made starts at QB, WR, RB and CB in a four-year career at Georgia Southern ... Ran the ball for 3,899 career rushing yards and 42 touchdowns ... Logged 17 career games with over 100 rushing yards ... As a senior in 2013, earned team MVP honors for the second-consecutive year ... Saw action at QB and RB, registering 1,050 rushing yards and 16 touchdowns (12 rushing and four passing) ... In his junior season, earned All-America honors at QB from College Sports Journal and College Sporting News after recording 1,817 rushing yards and 20 rushing touchdowns on 269 attempts ... As a sophomore in 2011, played in 13 games (seven starts) and tallied 705 all-purpose yards, while also adding two interceptions ... Played in 10 games as a freshman and carried the ball 109 times for 495 yards and three touchdowns.

## PERSONAL

- 👁️ Attended Sprayberry High School and earned All-State honors as a QB from Atlanta Journal-Constitution after his senior year.
- 👁️ As a senior, named Region VII AAAA Player of the Year after registering more than 1,500 passing yards and 1,300 rushing yards.
- 👁️ Excelled in track and field, competing in the 100m, 200m, 4x100 relay and long jump.
- 👁️ Hometown: Marietta, Georgia.



JERICK MCKINNON'S NFL REGULAR SEASON RUSHING/RECEIVING STATISTICS

DATE	TEAM	RUSHING							RECEIVING				
		GP	GS	NO.	YDS.	AVG.	LG	TD	NO.	YDS.	AVG.	LG	TD
2014	Vikings	11	6	113	538	4.8	55	0	27	135	5.0	17	0
2015	Vikings	16	0	52	271	5.2	68t	2	21	173	8.2	30	1
2016	Vikings	15	7	159	539	3.4	36	2	43	255	5.9	41	2
2017	Vikings	16	1	150	570	3.8	58t	3	51	421	8.3	41	2
2018	49ers	0	0	0	0	0.0	0	0	0	0	0.0	0	0
2019	49ers	0	0	0	0	0.0	0	0	0	0	0.0	0	0
2020	49ers	16	4	81	319	3.9	55	5	33	253	7.7	26	1
2021	Chiefs	13	0	12	62	5.2	18	0	13	107	8.2	14t	1
2022	Chiefs	17	0	72	291	4.0	30	1	56	512	9.1	56t	9
2023	Chiefs	6	0	7	21	3.0	10	0	12	91	7.6	15	2
<b>NFL TOTALS</b>		<b>110</b>	<b>18</b>	<b>646</b>	<b>2,611</b>	<b>4.0</b>	<b>68T</b>	<b>13</b>	<b>256</b>	<b>1,947</b>	<b>7.6</b>	<b>56T</b>	<b>18</b>

JERICK MCKINNON'S NFL POSTSEASON RUSHING/RECEIVING STATISTICS

DATE	TEAM	RUSHING							RECEIVING				
		GP	GS	NO.	YDS.	AVG.	LG	TD	NO.	YDS.	AVG.	LG	TD
2015	Vikings	1	0	2	7	3.5	6	0	3	22	7.3	9	0
2017	Vikings	2	0	18	74	4.1	14t	1	14	92	6.6	13	0
2019	49ers	0	0	0	0	0.0	0	0	0	0	0.0	0	0
2021	Chiefs	3	3	34	150	4.4	15	0	14	165	11.8	23	1
2022	Chiefs	3	0	19	60	3.2	14	0	5	32	6.4	13	0
<b>NFL TOTALS</b>		<b>9</b>	<b>3</b>	<b>73</b>	<b>291</b>	<b>4.0</b>	<b>15</b>	<b>1</b>	<b>36</b>	<b>311</b>	<b>8.6</b>	<b>23</b>	<b>1</b>

JERICK MCKINNON'S NFL REGULAR SEASON RETURN STATISTICS

DATE	TEAM	KICKOFF RETURNS					PUNT RETURNS					
		RET.	YDS.	AVG.	LG	TD	NO.	FC	YDS.	AVG.	LG	TD
2014	Vikings	0	0	0.0	0	0	0	0	0	0.0	0	0
2015	Vikings	1	24	24.0	24	0	0	0	0	0.0	0	0
2016	Vikings	0	0	0.0	0	0	0	0	0	0.0	0	0
2017	Vikings	12	312	26.0	39	0	0	0	0	0.0	0	0
2018	49ers	0	0	0.0	0	0	0	0	0	0.0	0	0
2019	49ers	0	0	0.0	0	0	0	0	0	0.0	0	0
2020	49ers	12	239	19.9	30	0	0	0	0	0.0	0	0
2021	Chiefs	0	0	0.0	0	0	0	0	0	0.0	0	0
2022	Chiefs	0	0	0.0	0	0	0	0	0	0.0	0	0
2023	Chiefs	0	0	0.0	0	0	0	0	0	0.0	0	0
<b>NFL TOTALS</b>		<b>25</b>	<b>575</b>	<b>23.0</b>	<b>39</b>	<b>0</b>	<b>0</b>	<b>0</b>	<b>0</b>	<b>0.0</b>	<b>0</b>	<b>0</b>

JERICK MCKINNON'S NFL POSTSEASON RETURN STATISTICS

DATE	TEAM	KICKOFF RETURNS					PUNT RETURNS					
		RET.	YDS.	AVG.	LG	TD	NO.	FC	YDS.	AVG.	LG	TD
2015	Vikings	0	0	0.0	0	0	0	0	0	0.0	0	0
2017	Vikings	0	0	0.0	0	0	0	0	0	0.0	0	0
2019	49ers	0	0	0.0	0	0	0	0	0	0.0	0	0
2021	Chiefs	0	0	0.0	0	0	0	0	0	0.0	0	0
2022	Chiefs	0	0	0.0	0	0	0	0	0	0.0	0	0
<b>NFL TOTALS</b>		<b>0</b>	<b>0</b>	<b>0.0</b>	<b>0</b>	<b>0</b>	<b>0</b>	<b>0</b>	<b>0</b>	<b>0.0</b>	<b>0</b>	<b>0</b>



SINGLE-GAME HIGHS: RUSHING/RECEIVING

<b>Rush Attempts</b>	20 vs. Houston, Oct 09, 2016 19 at Buffalo, Oct 19, 2014 18 at New Orleans, Nov 15, 2020 18 vs. N.Y. Giants, Oct 03, 2016 18 vs. Atlanta, Sep 28, 2014	<b>Receiving TDs</b>	2 vs. Chicago, Sep 24, 2023 2 vs. Denver, Jan 01, 2023 2 at Denver, Dec 11, 2022 1 at Las Vegas, Jan 07, 2023 ...11 more at 1.
<b>Rushing Yards</b>	135 vs. Atlanta, Sep 28, 2014 103 at Buffalo, Oct 19, 2014 95 at Chicago, Oct 09, 2017 89 vs. Chicago, Jan 01, 2017 89 vs. N.Y. Giants, Dec 27, 2015	<b>All-Purpose Yards</b>	197 at Chicago, Oct 09, 2017 152 vs. Atlanta, Sep 28, 2014 148 at N.Y. Jets, Sep 20, 2020 145 vs. New Orleans, Sep 11, 2017 138 vs. Cincinnati, Dec 17, 2017
<b>Rushing Average</b>	12.7 vs. N.Y. Giants, Dec 27, 2015 7.5 vs. Atlanta, Sep 28, 2014 6.6 vs. Las Vegas, Oct 10, 2022 6.6 at Carolina, Dec 10, 2017 6.4 at Cincinnati, Dec 04, 2022	<b>Kickoff Returns</b>	4 at Arizona, Dec 26, 2020 4 vs. New Orleans, Sep 11, 2017 3 at N.Y. Jets, Sep 20, 2020 3 vs. Detroit, Oct 01, 2017 2 at Chicago, Oct 09, 2017 ...1 more at 2.
<b>Longest Runs</b>	68t vs. N.Y. Giants, Dec 27, 2015 58t at Chicago, Oct 09, 2017 55 at N.Y. Jets, Sep 20, 2020 55 vs. Atlanta, Sep 28, 2014 36 vs. Chicago, Jan 01, 2017	<b>Kickoff Return Yards</b>	108 vs. New Orleans, Sep 11, 2017 81 vs. Detroit, Oct 01, 2017 71 at N.Y. Jets, Sep 20, 2020 65 at Arizona, Dec 26, 2020 52 at Pittsburgh, Sep 17, 2017
<b>Rushing TDs</b>	2 vs. N.Y. Giants, Dec 27, 2015 1 at Houston, Dec 18, 2022 1 vs. Green Bay, Nov 05, 2020 1 at Seattle, Nov 01, 2020 ...8 more at 1.	<b>Longest Kickoff Return</b>	39 vs. New Orleans, Sep 11, 2017 32 vs. Detroit, Oct 01, 2017 32 vs. Detroit, Oct 01, 2017 31 vs. New Orleans, Sep 11, 2017 30 vs. Green Bay, Nov 05, 2020
<b>Receptions</b>	9 vs. Indianapolis, Dec 18, 2016 8 at Houston, Dec 18, 2022 7 at Denver, Dec 11, 2022 7 vs. Philadelphia, Oct 04, 2020 7 vs. Cincinnati, Dec 17, 2017	<b>Kickoff Return Average</b>	27.0 vs. Detroit, Oct 01, 2017 27.0 vs. New Orleans, Sep 11, 2017 23.7 at N.Y. Jets, Sep 20, 2020 16.3 at Arizona, Dec 26, 2020
<b>Receiving Yards</b>	114 vs. Cincinnati, Dec 17, 2017 112 at Denver, Dec 11, 2022 76 vs. Chicago, Dec 20, 2015 72 at Cleveland, Oct 29, 2017 70 at Houston, Dec 18, 2022	<b>Special Teams Tackles</b>	1 vs. Dallas, Nov 21, 2021 1 at Las Vegas, Nov 14, 2021 1 vs. Tampa Bay, Sep 24, 2017 ...4 more at 1.
<b>Receiving Average</b>	19.0 vs. Chicago, Dec 20, 2015 16.3 vs. Cincinnati, Dec 17, 2017 16.0 at Denver, Dec 11, 2022 15.0 at Detroit, Nov 24, 2016 13.0 at N.Y. Giants, Sep 27, 2020	<b>Most TDs</b>	2 vs. Chicago, Sep 24, 2023 2 vs. Denver, Jan 01, 2023 2 at Houston, Dec 18, 2022 ...4 more at 2.
<b>Longest Receptions</b>	56t at Denver, Dec 11, 2022 41 vs. Cincinnati, Dec 17, 2017 41 at Detroit, Nov 24, 2016 34 at San Francisco, Oct 23, 2022 31 vs. Cincinnati, Dec 17, 2017 ...1 more at 31.	<b>Miscellaneous Tackles</b>	1 at Tennessee, Oct 24, 2021 1 at Seattle, Nov 01, 2020 1 at New England, Oct 25, 2020 ...4 more at 1.

SINGLE-GAME HIGHS - POSTSEASON: RUSHING/RECEIVING

<b>Rush Attempts</b>	12 vs. Cincinnati, Jan 30, 2022 12 vs. Pittsburgh, Jan 16, 2022 11 vs. Jacksonville, Jan 21, 2023 10 vs. Buffalo, Jan 23, 2022 10 at Philadelphia, Jan 21, 2018	<b>Receiving Average</b>	13.5 vs. Pittsburgh, Jan 16, 2022 10.8 vs. Buffalo, Jan 23, 2022 10.0 vs. Cincinnati, Jan 30, 2022 7.8 at Philadelphia, Jan 21, 2018 7.3 vs. Seattle, Jan 10, 2016
<b>Rushing Yards</b>	65 vs. Cincinnati, Jan 30, 2022 61 vs. Pittsburgh, Jan 16, 2022 40 at Philadelphia, Jan 21, 2018 34 at Philadelphia, Feb 12, 2023 34 vs. New Orleans, Jan 14, 2018	<b>Longest Receptions</b>	23 vs. Pittsburgh, Jan 16, 2022 20 vs. Buffalo, Jan 23, 2022 20 vs. Pittsburgh, Jan 16, 2022 16 vs. Buffalo, Jan 23, 2022 15 vs. Pittsburgh, Jan 16, 2022
<b>Rushing Average</b>	5.4 vs. Cincinnati, Jan 30, 2022 5.1 vs. Pittsburgh, Jan 16, 2022 4.3 vs. New Orleans, Jan 14, 2018 4.0 at Philadelphia, Jan 21, 2018 2.4 vs. Buffalo, Jan 23, 2022	<b>Receiving TDs</b>	1 vs. Pittsburgh, Jan 16, 2022
<b>Longest Runs</b>	15 vs. Pittsburgh, Jan 16, 2022 14 at Philadelphia, Feb 12, 2023 14 vs. Cincinnati, Jan 30, 2022 14t vs. New Orleans, Jan 14, 2018 13 vs. Pittsburgh, Jan 16, 2022	<b>All-Purpose Yards</b>	142 vs. Pittsburgh, Jan 16, 2022 126 at Philadelphia, Jan 21, 2018 95 vs. Cincinnati, Jan 30, 2022 78 vs. Buffalo, Jan 23, 2022 49 at Philadelphia, Feb 12, 2023
<b>Rushing TDs</b>	1 vs. New Orleans, Jan 14, 2018	<b>Most TDs</b>	1 vs. Pittsburgh, Jan 16, 2022
<b>Receptions</b>	11 at Philadelphia, Jan 21, 2018 6 vs. Pittsburgh, Jan 16, 2022 5 vs. Buffalo, Jan 23, 2022 3 at Philadelphia, Feb 12, 2023 3 vs. Cincinnati, Jan 30, 2022 ...2 more at 3.	<b>Miscellaneous Tackles</b>	1 vs. New Orleans, Jan 14, 2018 1 vs. New Orleans, Jan 14, 2018
<b>Receiving Yards</b>	86 at Philadelphia, Jan 21, 2018 81 vs. Pittsburgh, Jan 16, 2022 54 vs. Buffalo, Jan 23, 2022 30 vs. Cincinnati, Jan 30, 2022 22 vs. Seattle, Jan 10, 2016		

100-YARD RECEIVING GAMES (2): REGULAR SEASON

DATE	TEAM	NO.	YDS.	AVG.	LG	TD
12/17/17	BENGALS	7	114	16.3	41	0
12/11/22	at Broncos	7	112	16.0	56t	2

100-YARD RUSHING GAMES (2): REGULAR SEASON

DATE	TEAM	ATT.	YDS.	AVG.	LG	TD
09/28/14	FALCONS	18	135	7.5	55	0
10/19/14	at Bills	19	103	5.4	29	0

2014 GAME-BY-GAME REGULAR-SEASON STATISTICS (VIKINGS)

DATE	OPPONENT	P/S	RUSHING					RECEIVING					W/L	SCORE	
			NO.	YDS.	AVG.	LG	TD	NO.	YDS.	AVG.	LG	TD			
09/07	at Rams	P	1	1	1.0	1	0	0	0	0.0	0	0	0	W	34-6
09/14	Patriots	P	2	7	3.5	4	0	2	5	2.5	3	0	0	L	7-30
09/21	at Saints	P	2	-1	-0.5	1	0	2	9	4.5	7	0	0	L	9-20
09/28	Falcons	P	18	135	7.5	55	0	1	17	17.0	17	0	0	W	41-28
10/02	at Packers	P	7	24	3.4	10	0	3	22	7.3	8	0	0	L	10-42
10/12	Lions	S	11	40	3.6	9	0	6	42	7.0	13	0	0	L	3-17
10/19	at Bills	S	19	103	5.4	29	0	2	-2	-1.0	4	0	0	L	16-17
10/26	at Buccaneers	S	16	83	5.2	28	0	1	-1	-1.0	-1	0	0	W	19-13+
11/02	Redskins	S	14	54	3.9	15	0	3	14	4.7	15	0	0	W	29-26
11/16	at Bears	S	8	38	4.8	23	0	4	20	5.0	14	0	0	L	13-21
11/23	Packers	S	15	54	3.6	10	0	3	9	3.0	8	0	0	L	21-24
11/30	Panthers												0	W	31-13
12/07	Jets												0	W	30-24+
12/14	at Lions												0	L	14-16
12/21	at Dolphins												0	L	35-37
12/28	Bears												0	W	13-9
<b>2014 TOTALS</b>		<b>11-6</b>	<b>113</b>	<b>538</b>	<b>4.8</b>	<b>55</b>	<b>0</b>	<b>27</b>	<b>135</b>	<b>5.0</b>	<b>17</b>	<b>0</b>	<b>7-9</b>		

+ - Overtime



2015 GAME-BY-GAME REGULAR-SEASON STATISTICS (VIKINGS)

DATE	OPPONENT	P/S	RUSHING					RECEIVING					W/L	SCORE
			NO.	YDS.	AVG.	LG	TD	NO.	YDS.	AVG.	LG	TD		
09/14	at 49ers	P	3	20	6.7	15	0	2	8	4.0	10	0	L	3-20
09/20	Lions	P	3	6	2.0	3	0	0	0	0.0	0	0	W	26-16
09/27	Chargers	P	6	18	3.0	9	0	0	0	0.0	0	0	W	31-14
10/04	at Broncos	P	1	6	6.0	6	0	0	0	0.0	0	0	L	20-23
10/18	Chiefs	P	1	2	2.0	2	0	0	0	0.0	0	0	W	16-10
10/25	at Lions	P	9	36	4.0	9	0	1	1	1.0	1	0	W	28-19
11/01	at Bears	P	2	18	9.0	16	0	0	0	0.0	0	0	W	23-20
11/08	Rams	P	0	0	0.0	0	0	2	11	5.5	9	0	W	21-18+
11/15	at Raiders	P	0	0	0.0	0	0	1	7	7.0	7	0	W	30-14
11/22	Packers	P	0	0	0.0	0	0	2	15	7.5	13	0	L	13-30
11/29	at Falcons	P	5	33	6.6	10	0	0	0	0.0	0	0	W	20-10
12/06	Seahawks	P	4	18	4.5	12	0	3	6	2.0	7	0	L	7-38
12/10	at Cardinals	P	0	0	0.0	0	0	1	8	8.0	8	0	L	20-23
12/20	Bears	P	7	10	1.4	4	0	4	76	19.0	30	1	W	38-17
12/27	Giants	P	7	89	12.7	68t	2	2	8	4.0	7	0	W	49-17
01/03	at Packers	P	4	15	3.8	10	0	3	33	11.0	15	0	W	20-13
<b>2015 TOTALS</b>		<b>16-0</b>	<b>52</b>	<b>271</b>	<b>5.2</b>	<b>68T</b>	<b>2</b>	<b>21</b>	<b>173</b>	<b>8.2</b>	<b>30</b>	<b>1</b>	<b>11-5</b>	

+ - Overtime

2016 GAME-BY-GAME REGULAR-SEASON STATISTICS (VIKINGS)

DATE	OPPONENT	P/S	RUSHING					RECEIVING					W/L	SCORE
			NO.	YDS.	AVG.	LG	TD	NO.	YDS.	AVG.	LG	TD		
09/11	at Titans	P	1	6	6.0	6	0	1	3	3.0	3	0	W	25-16
09/18	Packers	P	2	2	1.0	2	0	1	-1	-1.0	-1	0	W	17-14
09/25	at Panthers	P	16	45	2.8	14	0	1	2	2.0	2	0	W	22-10
10/03	Giants	S	18	85	4.7	25	1	3	10	3.3	6	0	W	24-10
10/09	Texans	S	20	36	1.8	8	0	1	10	10.0	10	0	W	31-13
10/23	at Eagles	P	11	43	3.9	9	0	1	5	5.0	5	0	L	10-21
10/31	at Bears												L	10-20
11/06	Lions	P	7	8	1.1	4	0	0	0	0.0	0	0	L	16-22+
11/13	at Redskins	S	6	16	2.7	13	0	3	17	5.7	12	0	L	20-26
11/20	Cardinals	S	16	44	2.8	12	0	1	-3	-3.0	-3	0	W	30-24
11/24	at Lions	S	9	31	3.4	10	0	3	45	15.0	41	0	L	13-16
12/01	Cowboys	P	9	41	4.6	9	0	5	14	2.8	5	1	L	15-17
12/11	at Jaguars	S	14	31	2.2	7	0	6	38	6.3	15	0	W	25-16
12/18	Colts	P	3	12	4.0	6	0	9	59	6.6	15	0	L	6-34
12/24	at Packers	S	11	50	4.5	11	0	5	35	7.0	20	0	L	25-38
01/01	Bears	P	16	89	5.6	36	1	3	21	7.0	16t	1	W	38-10
<b>2016 TOTALS</b>		<b>15-7</b>	<b>159</b>	<b>539</b>	<b>3.4</b>	<b>36</b>	<b>2</b>	<b>43</b>	<b>255</b>	<b>5.9</b>	<b>41</b>	<b>2</b>	<b>8-8</b>	

+ - Overtime

2017 GAME-BY-GAME REGULAR-SEASON STATISTICS (VIKINGS)

DATE	OPPONENT	P/S	RUSHING					RECEIVING					W/L	SCORE
			NO.	YDS.	AVG.	LG	TD	NO.	YDS.	AVG.	LG	TD		
09/11	Saints	P	3	5	1.7	10	0	3	32	10.7	25	0	W	29-19
09/17	at Steelers	P	3	16	5.3	9	0	3	9	3.0	7	0	L	9-26
09/24	Buccaneers	P	2	5	2.5	4	0	2	-1	-0.5	3	0	W	34-17
10/01	Lions	P	2	0	0.0	4	0	0	0	0.0	0	0	L	7-14
10/09	at Bears	P	16	95	5.9	58t	1	6	51	8.5	11	0	W	20-17
10/15	Packers	P	15	69	4.6	20	1	5	30	6.0	27t	1	W	23-10
10/22	Ravens	P	14	47	3.4	7	0	3	10	3.3	9	0	W	24-16
10/29	at Browns	P	14	50	3.6	10	1	6	72	12.0	20	0	W	33-16
11/12	at Redskins	P	10	32	3.2	10	0	2	15	7.5	9	0	W	38-30
11/19	Rams	P	14	48	3.4	9	0	5	12	2.4	10	0	W	24-7
11/23	at Lions	P	13	23	1.8	16	0	1	31	31.0	31	0	W	30-23
12/03	at Falcons	P	9	24	2.7	7	0	5	28	5.6	12	1	W	14-9
12/10	at Panthers	P	7	46	6.6	17	0	2	9	4.5	6	0	L	24-31
12/17	Bengals	P	9	24	2.7	9	0	7	114	16.3	41	0	W	34-7
12/23	at Packers	P	7	42	6.0	17	0	1	9	9.0	9	0	W	16-0
12/31	Bears	S	12	44	3.7	14	0	0	0	0.0	0	0	W	23-10
<b>2017 TOTALS</b>		<b>16-1</b>	<b>150</b>	<b>570</b>	<b>3.8</b>	<b>58T</b>	<b>3</b>	<b>51</b>	<b>421</b>	<b>8.3</b>	<b>41</b>	<b>2</b>	<b>13-3</b>	



2018 GAME-BY-GAME REGULAR-SEASON STATISTICS (49ERS)

DATE	OPPONENT	P/S	RUSHING					RECEIVING					W/L	SCORE	
			NO.	YDS.	AVG.	LG	TD	NO.	YDS.	AVG.	LG	TD			
09/09	at Vikings							RESERVE/INJURED					L	16-24	
09/16	Lions							RESERVE/INJURED					W	30-27	
09/23	at Chiefs							RESERVE/INJURED					L	27-38	
09/30	at Chargers							RESERVE/INJURED					L	27-29	
10/07	Cardinals							RESERVE/INJURED					L	18-28	
10/15	at Packers							RESERVE/INJURED					L	30-33	
10/21	Rams							RESERVE/INJURED					L	10-39	
10/28	at Cardinals							RESERVE/INJURED					L	15-18	
11/01	Raiders							RESERVE/INJURED					W	34-3	
11/12	Giants							RESERVE/INJURED					L	23-27	
11/25	at Buccaneers							RESERVE/INJURED					L	9-27	
12/02	at Seahawks							RESERVE/INJURED					L	16-43	
12/09	Broncos							RESERVE/INJURED					W	20-14	
12/16	Seahawks							RESERVE/INJURED					W	26-23+	
12/23	Bears							RESERVE/INJURED					L	9-14	
12/30	at Rams							RESERVE/INJURED					L	32-48	
<b>2018 TOTALS</b>		<b>0-0</b>	<b>0</b>	<b>0</b>	<b>0.0</b>	<b>0</b>	<b>0</b>		<b>0</b>	<b>0</b>	<b>0.0</b>	<b>0</b>	<b>0</b>	<b>0</b>	<b>4-12</b>

+ - Overtime

2019 GAME-BY-GAME REGULAR-SEASON STATISTICS (49ERS)

DATE	OPPONENT	P/S	RUSHING					RECEIVING					W/L	SCORE
			NO.	YDS.	AVG.	LG	TD	NO.	YDS.	AVG.	LG	TD		
09/08	at Buccaneers							RESERVE/INJURED					W	31-17
09/15	at Bengals							RESERVE/INJURED					W	41-17
09/22	Steelers							RESERVE/INJURED					W	24-20
10/07	Browns							RESERVE/INJURED					W	31-3
10/13	at Rams							RESERVE/INJURED					W	20-7
10/20	at Redskins							RESERVE/INJURED					W	9-0
10/27	Panthers							RESERVE/INJURED					W	51-13
10/31	at Cardinals							RESERVE/INJURED					W	28-25
11/11	Seahawks							RESERVE/INJURED					L	24-27+
11/17	Cardinals							RESERVE/INJURED					W	36-26
11/24	Packers							RESERVE/INJURED					W	37-8
12/01	at Ravens							RESERVE/INJURED					L	17-20
12/08	at Saints							RESERVE/INJURED					W	48-46
12/15	Falcons							RESERVE/INJURED					L	22-29
12/21	Rams							RESERVE/INJURED					W	34-31
12/29	at Seahawks							RESERVE/INJURED					W	26-21
<b>2019 TOTALS</b>		<b>0-0</b>	<b>0</b>	<b>0</b>	<b>0.0</b>	<b>0</b>	<b>0</b>		<b>0</b>	<b>0</b>	<b>0.0</b>	<b>0</b>	<b>0</b>	<b>13-3</b>

+ - Overtime

2020 GAME-BY-GAME REGULAR-SEASON STATISTICS (49ERS)

DATE	OPPONENT	P/S	RUSHING					RECEIVING					W/L	SCORE
			NO.	YDS.	AVG.	LG	TD	NO.	YDS.	AVG.	LG	TD		
09/13	Cardinals	P	3	24	8.0	16	0	3	20	6.7	9	1	L	20-24
09/20	at Jets	P	3	77	25.7	55	1	0	0	0.0	0	0	W	31-13
09/27	at Giants	S	14	38	2.7	11	1	3	39	13.0	26	0	W	36-9
10/04	Eagles	S	14	54	3.9	15	1	7	43	6.1	10	0	L	20-25
10/11	Dolphins	P	1	0	0.0	0	0	2	5	2.5	5	0	L	17-43
10/18	Rams	P	6	18	3.0	5	0	2	10	5.0	8	0	W	24-16
10/25	at Patriots	P	3	-1	-0.3	1	0	0	0	0.0	0	0	W	33-6
11/01	at Seahawks	P	3	-1	-0.3	1t	1	4	40	10.0	14	0	L	27-37
11/05	Packers	S	12	52	4.3	11	1	3	16	5.3	8	0	L	17-34
11/15	at Saints	S	18	33	1.8	9	0	1	13	13.0	13	0	L	13-27
11/29	at Rams	P	3	21	7.0	19	0	2	11	5.5	7	0	W	23-20
12/07	Bills	P	0	0	0.0	0	0	0	0	0.0	0	0	L	24-34
12/13	Football Team	P	0	0	0.0	0	0	0	0	0.0	0	0	L	15-23
12/20	at Cowboys	P	0	0	0.0	0	0	2	22	11.0	23	0	L	33-41
12/26	at Cardinals	P	1	4	4.0	4	0	3	28	9.3	11	0	W	20-12
01/03	Seahawks	P	0	0	0.0	0	0	1	6	6.0	6	0	L	23-26
<b>2020 TOTALS</b>		<b>16-4</b>	<b>81</b>	<b>319</b>	<b>3.9</b>	<b>55</b>	<b>5</b>	<b>33</b>	<b>253</b>	<b>7.7</b>	<b>26</b>	<b>1</b>	<b>6-10</b>	





2021 GAME-BY-GAME REGULAR-SEASON STATISTICS (CHIEFS)

DATE	OPPONENT	P/S	RUSHING					RECEIVING					W/L	SCORE
			NO.	YDS.	AVG.	LG	TD	NO.	YDS.	AVG.	LG	TD		
09/12	Browns	P	0	0	0.0	0	0	0	0	0.0	0	0	W	33-29
09/19	at Ravens	P	0	0	0.0	0	0	1	14	14.0	14	0	L	35-36
09/26	Chargers	P	0	0	0.0	0	0	0	0	0.0	0	0	L	24-30
10/03	at Eagles	P	0	0	0.0	0	0	0	0	0.0	0	0	W	42-30
10/10	Bills	P	1	2	2.0	2	0	2	13	6.5	9	0	L	20-38
10/17	at Football Team	P	3	10	3.3	5	0	1	5	5.0	5	0	W	31-13
10/24	at Titans	P	0	0	0.0	0	0	2	17	8.5	9	0	L	3-27
11/01	Giants	P	0	0	0.0	0	0	0	0	0.0	0	0	W	20-17
11/07	Packers	P	0	0	0.0	0	0	3	26	8.7	14	0	W	13-7
11/14	at Raiders	P	3	26	8.7	18	0	1	6	6.0	6	0	W	41-14
11/21	Cowboys	P	0	0	0.0	0	0	0	0	0.0	0	0	W	19-9
12/05	Broncos												W	22-9
12/12	Raiders												W	48-9
12/16	at Chargers												W	34-28+
12/26	Steelers												W	36-10
01/02	at Bengals	P	0	0	0.0	0	0	0	0	0.0	0	0	L	31-34
01/08	at Broncos	P	5	24	4.8	7	0	3	26	8.7	14t	1	W	28-24
<b>2021 TOTALS</b>		<b>13-0</b>	<b>12</b>	<b>62</b>	<b>5.2</b>	<b>18</b>	<b>0</b>	<b>13</b>	<b>107</b>	<b>8.2</b>	<b>14T</b>	<b>1</b>	<b>12-5</b>	

+ - Overtime

2022 GAME-BY-GAME REGULAR-SEASON STATISTICS (CHIEFS)

DATE	OPPONENT	P/S	RUSHING					RECEIVING					W/L	SCORE
			NO.	YDS.	AVG.	LG	TD	NO.	YDS.	AVG.	LG	TD		
09/11	at Cardinals	P	4	22	5.5	18	0	3	27	9.0	18	0	W	44-21
09/15	Chargers	P	4	12	3.0	5	0	2	4	2.0	9t	1	W	27-24
09/25	at Colts	P	7	20	2.9	6	0	0	0	0.0	0	0	L	17-20
10/02	at Buccaneers	P	2	-1	-0.5	0	0	1	1	1.0	1	0	W	41-31
10/10	Raiders	P	8	53	6.6	30	0	2	19	9.5	12	0	W	30-29
10/16	Bills	P	2	1	0.5	1	0	3	29	9.7	19	0	L	20-24
10/23	at 49ers	P	2	12	6.0	9	0	2	36	18.0	34	0	W	44-23
11/06	Titans	P	3	4	1.3	3	0	6	40	6.7	16	0	W	20-17+
11/13	Jaguars	P	1	2	2.0	2	0	6	56	9.3	19	0	W	27-17
11/20	at Chargers	P	6	24	4.0	7	0	1	0	0.0	0	0	W	30-27
11/27	Rams	P	0	0	0.0	0	0	3	26	8.7	11	0	W	26-10
12/04	at Bengals	P	8	51	6.4	14	0	2	9	4.5	7	1	L	24-27
12/11	at Broncos	P	6	22	3.7	7	0	7	112	16.0	56t	2	W	34-28
12/18	at Texans	P	10	52	5.2	26t	1	8	70	8.8	21	1	W	30-24+
12/24	Seahawks	P	5	7	1.4	5	0	3	31	10.3	16	1	W	24-10
01/01	Broncos	P	2	4	2.0	4	0	5	52	10.4	28	2	W	27-24
01/07	at Raiders	P	2	6	3.0	7	0	2	0	0.0	2t	1	W	31-13
<b>2022 TOTALS</b>		<b>17-0</b>	<b>72</b>	<b>291</b>	<b>4.0</b>	<b>30</b>	<b>1</b>	<b>56</b>	<b>512</b>	<b>9.1</b>	<b>56T</b>	<b>9</b>	<b>14-3</b>	

+ - Overtime

2023 GAME-BY-GAME REGULAR-SEASON STATISTICS (CHIEFS)

DATE	OPPONENT	P/S	RUSHING					RECEIVING					W/L	SCORE
			NO.	YDS.	AVG.	LG	TD	NO.	YDS.	AVG.	LG	TD		
09/07	Lions	P	0	0	0.0	0	0	1	10	10.0	10	0	L	20-21
09/17	at Jaguars	P	1	-2	-2.0	-2	0	3	24	8.0	11	0	W	17-9
09/24	Bears	P	2	9	4.5	10	0	3	19	6.3	10	2	W	41-10
10/01	at Jets	P	3	7	2.3	3	0	0	0	0.0	0	0	W	23-20
10/08	at Vikings	P	1	7	7.0	7	0	2	18	9.0	15	0	W	27-20
10/12	Broncos	P	0	0	0.0	0	0	3	20	6.7	9	0	W	19-8
<b>2023 TOTALS</b>		<b>6-0</b>	<b>7</b>	<b>21</b>	<b>3.0</b>	<b>10</b>	<b>0</b>	<b>12</b>	<b>91</b>	<b>7.6</b>	<b>15</b>	<b>2</b>	<b>5-1</b>	

2015 GAME-BY-GAME POSTSEASON STATISTICS (VIKINGS)

DATE	OPPONENT	P/S	RUSHING					RECEIVING					W/L	SCORE
			NO.	YDS.	AVG.	LG	TD	NO.	YDS.	AVG.	LG	TD		
01/10	Seahawks	P	2	7	3.5	6	0	3	22	7.3	9	0	L	9-10
<b>2015 TOTALS</b>		<b>1-0</b>	<b>2</b>	<b>7</b>	<b>3.5</b>	<b>6</b>	<b>0</b>	<b>3</b>	<b>22</b>	<b>7.3</b>	<b>9</b>	<b>0</b>	<b>0-1</b>	

2017 GAME-BY-GAME POSTSEASON STATISTICS (VIKINGS)

DATE	OPPONENT	P/S	RUSHING					RECEIVING					W/L	SCORE
			NO.	YDS.	AVG.	LG	TD	NO.	YDS.	AVG.	LG	TD		
01/14	Saints	P	8	34	4.3	14t	1	3	6	2.0	3	0	W	29-24
01/21	at Eagles	P	10	40	4.0	10	0	11	86	7.8	13	0	L	7-38
<b>2017 TOTALS</b>		<b>2-0</b>	<b>18</b>	<b>74</b>	<b>4.1</b>	<b>14T</b>	<b>1</b>	<b>14</b>	<b>92</b>	<b>6.6</b>	<b>13</b>	<b>0</b>	<b>1-1</b>	



2019 GAME-BY-GAME POSTSEASON STATISTICS (49ERS)

DATE	OPPONENT	P/S	RUSHING					RECEIVING					W/L	SCORE
			NO.	YDS.	AVG.	LG	TD	NO.	YDS.	AVG.	LG	TD		
01/11	Vikings												W	27-10
01/19	Packers												W	37-20
02/02	at Chiefs												L	20-31
<b>2019 TOTALS</b>		<b>0-0</b>	<b>0</b>	<b>0</b>	<b>0.0</b>	<b>0</b>	<b>0</b>	<b>0</b>	<b>0</b>	<b>0.0</b>	<b>0</b>	<b>0</b>	<b>2-1</b>	

2021 GAME-BY-GAME POSTSEASON STATISTICS (CHIEFS)

DATE	OPPONENT	P/S	RUSHING					RECEIVING					W/L	SCORE
			NO.	YDS.	AVG.	LG	TD	NO.	YDS.	AVG.	LG	TD		
01/16	Steelers	S	12	61	5.1	15	0	6	81	13.5	23	1	W	42-21
01/23	Bills	S	10	24	2.4	5	0	5	54	10.8	20	0	W	42-36+
01/30	Bengals	S	12	65	5.4	14	0	3	30	10.0	14	0	L	24-27+
<b>2021 TOTALS</b>		<b>3-3</b>	<b>34</b>	<b>150</b>	<b>4.4</b>	<b>15</b>	<b>0</b>	<b>14</b>	<b>165</b>	<b>11.8</b>	<b>23</b>	<b>1</b>	<b>2-1</b>	

+ - Overtime


2022 GAME-BY-GAME POSTSEASON STATISTICS (CHIEFS)

DATE	OPPONENT	P/S	RUSHING					RECEIVING					W/L	SCORE
			NO.	YDS.	AVG.	LG	TD	NO.	YDS.	AVG.	LG	TD		
01/21	Jaguars	P	11	25	2.3	7	0	0	0	0.0	0	0	W	27-20
01/29	Bengals	P	4	1	0.3	4	0	2	17	8.5	13	0	W	23-20
02/12	at Eagles	P	4	34	8.5	14	0	3	15	5.0	7	0	W	38-35
<b>2022 TOTALS</b>		<b>3-0</b>	<b>19</b>	<b>60</b>	<b>3.2</b>	<b>14</b>	<b>0</b>	<b>5</b>	<b>32</b>	<b>6.4</b>	<b>13</b>	<b>0</b>	<b>3-0</b>	





# SKYY MOORE



**WIDE RECEIVER #24**  
**WESTERN MICHIGAN**

**2ND** YEAR IN THE NFL

**2ND** YEAR WITH THE CHIEFS

**HEIGHT:** 5'10"  
**WEIGHT:** 195 LBS  
**DRAFTED:** D2A-22  
**BIRTHDAY:** 9/10/00

- Second-year wide receiver enters his second season with the Chiefs in 2023.
- Originally entered the NFL as the first of two second-round picks (54th overall) by the Kansas City Chiefs in the 2022 NFL Draft.

- Scored first NFL touchdown during Super Bowl LVII putting the Chiefs in a 35-27 lead over the Eagles in the fourth quarter.

**Transactions:**

Originally entered the NFL as the first of two second-round picks (54th overall) by the Kansas City Chiefs in the 2022 NFL Draft.

**Postseason Career Highlights:**

**COLLEGE**

Three-year letterwinner out of Western Michigan ... Logged 171 receptions for 2,482 and 16 touchdowns ... Recorded three carries for 12 yards and one touchdown ... His 2020 season was shortened due to Covid-19 ... Earned first-team All-MAC honors his freshman year in 2019, becoming the first Bronco wide receiver to be first team All-MAC since Corey Davis in 2016 ... Also became the first MAC true freshman wide receiver to be first-team All-League since Roger Lewis of Bowling Green in 2014, the first in WMU history and just the third in the MAC since 1982.

**PERSONAL**

- Two-time Allegheny Conference Offensive Player of the Year and was also named Defensive Player of the Year.
- No. 36 ranked player in the state.
- Played defensive back and quarterback.
- Became the first player in conference history to rush and pass for 1,000 yards in back-to-back seasons.
- Twice named All-Conference on offense and defense.
- Totaled 100 career touchdowns and 3,500 yards.
- Played basketball, earning all-section honors as a point guard junior and senior years.

**SKYY MOORE'S NFL REGULAR SEASON RUSHING/RECEIVING STATISTICS**

DATE	TEAM	RECEIVING					RUSHING						
		GP	GS	NO.	YDS.	AVG.	LG	TD	NO.	YDS.	AVG.	LG	TD
2022	Chiefs	16	3	22	250	11.4	30	0	3	24	8.0	12	0
2023	Chiefs	6	5	11	145	13.2	54	1	3	23	7.7	11	0
<b>NFL TOTALS</b>		<b>22</b>	<b>8</b>	<b>33</b>	<b>395</b>	<b>12.0</b>	<b>54</b>	<b>1</b>	<b>6</b>	<b>47</b>	<b>7.8</b>	<b>12</b>	<b>0</b>

**SKYY MOORE'S NFL POSTSEASON RUSHING/RECEIVING STATISTICS**

DATE	TEAM	RECEIVING					RUSHING						
		GP	GS	NO.	YDS.	AVG.	LG	TD	NO.	YDS.	AVG.	LG	TD
2022	Chiefs	3	0	5	17	3.4	8	1	2	7	3.5	4	0
<b>NFL TOTALS</b>		<b>3</b>	<b>0</b>	<b>5</b>	<b>17</b>	<b>3.4</b>	<b>8</b>	<b>1</b>	<b>2</b>	<b>7</b>	<b>3.5</b>	<b>4</b>	<b>0</b>

**SKYY MOORE'S NFL REGULAR SEASON RETURN STATISTICS**

DATE	TEAM	KICKOFF RETURNS					PUNT RETURNS					
		RET.	YDS.	AVG.	LG	TD	NO.	FC	YDS.	AVG.	LG	TD
2022	Chiefs	3	50	16.7	23	0	14	4	86	6.1	15	0
2023	Chiefs	0	0	0.0	0	0	0	0	0	0.0	0	0
<b>NFL TOTALS</b>		<b>3</b>	<b>50</b>	<b>16.7</b>	<b>23</b>	<b>0</b>	<b>14</b>	<b>4</b>	<b>86</b>	<b>6.1</b>	<b>15</b>	<b>0</b>



SKYY MOORE'S NFL POSTSEASON RETURN STATISTICS

DATE	TEAM	KICKOFF RETURNS					PUNT RETURNS					
		RET.	YDS.	AVG.	LG	TD	NO.	FC	YDS.	AVG.	LG	TD
2022	Chiefs	1	18	18.0	18	0	2	0	29	14.5	29	0
<b>NFL TOTALS</b>		<b>1</b>	<b>18</b>	<b>18.0</b>	<b>18</b>	<b>0</b>	<b>2</b>	<b>0</b>	<b>29</b>	<b>14.5</b>	<b>29</b>	<b>0</b>

SINGLE-GAME HIGHS: RUSHING/RECEIVING

**Rush Attempts**  
 2 at N.Y. Jets, Oct 01, 2023  
 2 at Houston, Dec 18, 2022  
 1 vs. Detroit, Sep 07, 2023

**Rushing Yards**  
 1 at Cincinnati, Dec 04, 2022  
 19 at N.Y. Jets, Oct 01, 2023  
 12 at Houston, Dec 18, 2022  
 12 at Cincinnati, Dec 04, 2022

**Longest Runs**  
 4 vs. Detroit, Sep 07, 2023  
 12 at Cincinnati, Dec 04, 2022  
 11 at N.Y. Jets, Oct 01, 2023  
 9 at Houston, Dec 18, 2022  
 8 at N.Y. Jets, Oct 01, 2023

**Receptions**  
 4 vs. Detroit, Sep 07, 2023  
 5 vs. L.A. Rams, Nov 27, 2022  
 5 at L.A. Chargers, Nov 20, 2022  
 4 vs. Chicago, Sep 24, 2023  
 3 at Jacksonville, Sep 17, 2023

**Receiving Yards**  
 3 vs. Denver, Jan 01, 2023  
 70 at Jacksonville, Sep 17, 2023  
 63 at L.A. Chargers, Nov 20, 2022  
 42 vs. Chicago, Sep 24, 2023  
 36 vs. L.A. Rams, Nov 27, 2022  
 33 vs. Denver, Jan 01, 2023

**Receiving Average**  
 23.3 at Jacksonville, Sep 17, 2023  
 12.6 at L.A. Chargers, Nov 20, 2022  
 11.0 vs. Denver, Jan 01, 2023  
 10.5 vs. Chicago, Sep 24, 2023

**Longest Receptions**  
 7.2 vs. L.A. Rams, Nov 27, 2022  
 54 at Jacksonville, Sep 17, 2023  
 30 at Arizona, Sep 11, 2022  
 24 vs. Buffalo, Oct 16, 2022  
 21 vs. Chicago, Sep 24, 2023  
 18 vs. Denver, Jan 01, 2023  
 ...2 more at 18.

**Receiving TDs**  
 1 at Jacksonville, Sep 17, 2023

**All-Purpose Yards**  
 94 at Arizona, Sep 11, 2022  
 70 at Jacksonville, Sep 17, 2023  
 65 at L.A. Chargers, Nov 20, 2022  
 43 at Tampa Bay, Oct 02, 2022  
 42 vs. Chicago, Sep 24, 2023

**Longest Kickoff Return**  
 23 at Arizona, Sep 11, 2022  
 19 vs. Las Vegas, Oct 10, 2022  
 8 vs. Jacksonville, Nov 13, 2022

**Fair Catches**  
 3 vs. L.A. Chargers, Sep 15, 2022

**Punt Return Yards**  
 41 at Arizona, Sep 11, 2022  
 12 at Tampa Bay, Oct 02, 2022  
 12 at Indianapolis, Sep 25, 2022  
 7 vs. Las Vegas, Oct 10, 2022  
 6 vs. Buffalo, Oct 16, 2022  
 ...1 more at 6.

**Longest Punt Return**  
 15 at Arizona, Sep 11, 2022  
 13 at Arizona, Sep 11, 2022  
 12 at Tampa Bay, Oct 02, 2022  
 12 at Indianapolis, Sep 25, 2022

**Punt Returns**  
 8 at Arizona, Sep 11, 2022  
 4 at Arizona, Sep 11, 2022  
 2 at Indianapolis, Sep 25, 2022  
 2 vs. L.A. Chargers, Sep 15, 2022  
 1 at Tampa Bay, Oct 02, 2022

**Punt Return Average**  
 10.3 at Arizona, Sep 11, 2022

**Most TDs**  
 1 at Jacksonville, Sep 17, 2023

SINGLE-GAME HIGHS - POSTSEASON: RUSHING/RECEIVING

**Longest Runs**  
 4 at Philadelphia, Feb 12, 2023  
 3 vs. Jacksonville, Jan 21, 2023

**Receptions**  
 3 vs. Cincinnati, Jan 29, 2023  
 1 vs. Jacksonville, Jan 21, 2023

**Receiving Yards**  
 13 vs. Cincinnati, Jan 29, 2023

**Receiving Average**  
 4.3 vs. Cincinnati, Jan 29, 2023

**Longest Receptions**  
 8 vs. Cincinnati, Jan 29, 2023  
 4t at Philadelphia, Feb 12, 2023  
 3 vs. Cincinnati, Jan 29, 2023  
 2 vs. Cincinnati, Jan 29, 2023

**All-Purpose Yards**  
 60 vs. Cincinnati, Jan 29, 2023  
 3 vs. Jacksonville, Jan 21, 2023

**Longest Kickoff Return**  
 18 vs. Cincinnati, Jan 29, 2023

**Punt Return Yards**  
 29 vs. Cincinnati, Jan 29, 2023

**Longest Punt Return**  
 29 vs. Cincinnati, Jan 29, 2023

**Punt Returns**  
 2 vs. Cincinnati, Jan 29, 2023

**Most TDs**  
 1 at Philadelphia, Feb 12, 2023



2022 GAME-BY-GAME REGULAR-SEASON STATISTICS (CHIEFS)

DATE	OPPONENT	P/S	RECEIVING					RUSHING					W/L	SCORE
			NO.	YDS.	AVG.	LG	TD	NO.	YDS.	AVG.	LG	TD		
09/11	at Cardinals	P	1	30	30.0	30	0	0	0	0.0	0	0	W	44-21
09/15	Chargers	P	0	0	0.0	0	0	0	0	0.0	0	0	W	27-24
09/25	at Colts	P	0	0	0.0	0	0	0	0	0.0	0	0	L	17-20
10/02	at Buccaneers	S	2	31	15.5	16	0	0	0	0.0	0	0	W	41-31
10/10	Raiders	S	2	15	7.5	8	0	0	0	0.0	0	0	W	30-29
10/16	Bills	P	1	24	24.0	24	0	0	0	0.0	0	0	L	20-24
10/23	at 49ers	P	0	0	0.0	0	0	0	0	0.0	0	0	W	44-23
11/06	Titans	P	0	0	0.0	0	0	0	0	0.0	0	0	W	20-17+
11/13	Jaguars	P	1	6	6.0	6	0	0	0	0.0	0	0	W	27-17
11/20	at Chargers	P	5	63	12.6	18	0	0	0	0.0	0	0	W	30-27
11/27	Rams	S	5	36	7.2	18	0	0	0	0.0	0	0	W	26-10
12/04	at Bengals	P	0	0	0.0	0	0	1	12	12.0	12	0	L	24-27
12/11	at Broncos	P	1	7	7.0	7	0	0	0	0.0	0	0	W	34-28
12/18	at Texans	P	0	0	0.0	0	0	2	12	6.0	9	0	W	30-24+
12/24	Seahawks	P	1	5	5.0	5	0	0	0	0.0	0	0	W	24-10
01/01	Broncos	P	3	33	11.0	18	0	0	0	0.0	0	0	W	27-24
01/07	at Raiders												W	31-13
							INACTIVE							
<b>2022 TOTALS</b>		<b>16-3</b>	<b>22</b>	<b>250</b>	<b>11.4</b>	<b>30</b>	<b>0</b>	<b>3</b>	<b>24</b>	<b>8.0</b>	<b>12</b>	<b>0</b>	<b>14-3</b>	

+ - Overtime

2023 GAME-BY-GAME REGULAR-SEASON STATISTICS (CHIEFS)

DATE	OPPONENT	P/S	RECEIVING					RUSHING					W/L	SCORE
			NO.	YDS.	AVG.	LG	TD	NO.	YDS.	AVG.	LG	TD		
09/07	Lions	S	0	0	0.0	0	0	1	4	4.0	4	0	L	20-21
09/17	at Jaguars	P	3	70	23.3	54	1	0	0	0.0	0	0	W	17-9
09/24	Bears	S	4	42	10.5	21	0	0	0	0.0	0	0	W	41-10
10/01	at Jets	S	0	0	0.0	0	0	2	19	9.5	11	0	W	23-20
10/08	at Vikings	S	2	11	5.5	7	0	0	0	0.0	0	0	W	27-20
10/12	Broncos	S	2	22	11.0	12	0	0	0	0.0	0	0	W	19-8
<b>2023 TOTALS</b>		<b>6-5</b>	<b>11</b>	<b>145</b>	<b>13.2</b>	<b>54</b>	<b>1</b>	<b>3</b>	<b>23</b>	<b>7.7</b>	<b>11</b>	<b>0</b>	<b>5-1</b>	

2022 GAME-BY-GAME POSTSEASON STATISTICS (CHIEFS)

DATE	OPPONENT	P/S	RECEIVING					RUSHING					W/L	SCORE
			NO.	YDS.	AVG.	LG	TD	NO.	YDS.	AVG.	LG	TD		
01/21	Jaguars	P	1	0	0.0	0	0	1	3	3.0	3	0	W	27-20
01/29	Bengals	P	3	13	4.3	8	0	0	0	0.0	0	0	W	23-20
02/12	at Eagles	P	1	4	4.0	4t	1	1	4	4.0	4	0	W	38-35
<b>2022 TOTALS</b>		<b>3-0</b>	<b>5</b>	<b>17</b>	<b>3.4</b>	<b>8</b>	<b>1</b>	<b>2</b>	<b>7</b>	<b>3.5</b>	<b>4</b>	<b>0</b>	<b>3-0</b>	





# WANYA MORRIS

**OFFENSIVE LINEMAN #64**  
**OKLAHOMA**



**ROOKIE**

**HEIGHT:** 6'6"  
**WEIGHT:** 307 LBS  
**DRAFTED:** D3-23  
**BIRTHDAY:** 10/10/00

- 👁️ Rookie tackle enters his first season with the Chiefs in 2023.
- 👁️ Originally entered the NFL as a third-round draft pick (92nd overall) by the Kansas City Chiefs in the 2023 NFL Draft.

**Transactions:**

Originally entered the NFL as a third-round draft pick (92nd overall) by the Kansas City Chiefs in the 2023 NFL Draft.

### COLLEGE

Spent 2019-20 seasons at Tennessee before transferring to Oklahoma for 2021-22 seasons ... Played in 37 career games (15 at Oklahoma) and made 27 starts (eight at OU) ... While at Tennessee in 2020, allowed two sacks on 195 pass-blocking plays according to PFF and was flagged for just three penalties on 398 total snaps ... During his true-freshman year at Tennessee in 2019, he helped pave way for a season-high 297-yard rushing performance against Vanderbilt (11/30), helped protect Jarrett Guarantano at Missouri when the quarterback became the third Volunteer to ever pass for 400 yards (11/23) and started at left tackle vs. Georgia State (8/31) to become first Tennessee true freshman offensive lineman to start in a season opener since 2017 ... Received the following awards and honors: 2022 AP All-Big 12 second-team, 2019 SEC All-Freshman Team, 2019 247Sports True Freshman All-America Team and 2019 The Athletic's Midseason Freshman All-America Team.

### PERSONAL

- 👁️ Attended Grayson High School.
- 👁️ A five-star recruit by ESPN and a four-star prospect by 247Sports and Rivals.
- 👁️ Ranked No. 7 in USA Today's High School Football Chosen 25.
- 👁️ Rated as No. 9 overall recruit by ESPN, No. 41 by Rivals and No. 51 by 247Sports.
- 👁️ Regarded as country's No. 5 offensive tackle by ESPN and Rivals and No. 6 by 247Sports.
- 👁️ The No. 3 player in Georgia by ESPN, No. 5 by Rivals and No. 9 by 247Sports.
- 👁️ Selected to participate in 2019 Under Armour All-American Game.
- 👁️ Participated in "The Opening".
- 👁️ 2018 MaxPreps preseason first-team All-American.
- 👁️ 2018 Georgia Class 7A All-State selection.
- 👁️ Recorded 73 pancake blocks during his senior season.
- 👁️ Led Grayson to 10-3 record and an appearance in 2018 state quarterfinals.
- 👁️ Named after Boyz II Men artist Wanyá Morris.
- 👁️ Enrolled at Tennessee in January 2019.
- 👁️ Majored in communication studies at Tennessee and Oklahoma.

### WANYA MORRIS' NFL REGULAR SEASON STATISTICS

DATE	TEAM	GP	GS
2023	Chiefs	3	0
<b>NFL TOTALS</b>		<b>3</b>	<b>0</b>


### 2023 GAME-BY-GAME REGULAR-SEASON STATISTICS (CHIEFS)

DATE	OPPONENT	P/S	W/L	SCORE
09/07	Lions		L	20-21
09/17	at Jaguars		W	17-9
09/24	Bears		W	41-10
10/01	at Jets	P	W	23-20
10/08	at Vikings	P	W	27-20
10/12	Broncos	P	W	19-8
<b>2023 TOTALS</b>		<b>3-0</b>	<b>5-1</b>	





# LUCAS NIANG



**TACKLE #77**

**TCU**

**3RD** YEAR IN THE NFL

**3RD** YEAR WITH THE CHIEFS

**HEIGHT:** 6'6"  
**WEIGHT:** 315 LBS  
**DRAFTED:** D3-20  
**BIRTHDAY:** 8/18/98

👁️ Third-year offensive lineman enters his third season with the Chiefs in 2023.

👁️ Originally entered the NFL as a third-round pick (96th overall) by the Kansas City Chiefs in the 2020 NFL Draft.

👁️ Chose to opt-out of the 2020 season due to COVID-19

concerns.

**Transactions:**

Originally entered the NFL as a third-round pick (96th overall) by the Kansas City Chiefs in the 2020 NFL Draft.

## COLLEGE

Appeared in 44 games (27 starts) at TCU ... As a senior, started six of the opening seven games at right tackle ... Missed the final five contests due to injury ... Did not allow a sack for the second consecutive season ... As a junior, started all 13 games at right tackle, was the only offensive lineman on the Horned Frogs to start all 13 games on the season, did not allow a sack and had an 86.3 percent grade by Pro Football Focus, making him the highest-graded pass blocker among Big 12 offensive tackles who played a minimum of 300 snaps in 2018 and returning for the 2019 campaign ... As a sophomore, played in 12 games with eight starts with all his starts coming in the final eight games of the regular season ... As a freshman, saw action in 12 of 13 games.

## PERSONAL

👁️ Won three straight Connecticut state titles at New Canaan High School.

👁️ Named to the 2015 Walter Camp All-Connecticut Team.

👁️ Was the Horned Frogs' first signee from Connecticut.

👁️ Hometown: New Canaan, Conn.

👁️ Last name pronounced: KNEE-yang

## LUCAS NIANG'S NFL REGULAR SEASON STATISTICS

DATE	TEAM	GP	GS
2020	Chiefs	0	0
2021	Chiefs	12	9
2022	Chiefs	7	0
2023	Chiefs	3	0
<b>NFL TOTALS</b>		<b>22</b>	<b>9</b>

## LUCAS NIANG'S NFL POSTSEASON STATISTICS

DATE	TEAM	GP	GS
2020	Chiefs	0	0
2021	Chiefs	0	0
2022	Chiefs	3	0
<b>NFL TOTALS</b>		<b>3</b>	<b>0</b>



## 2020 GAME-BY-GAME REGULAR-SEASON STATISTICS (CHIEFS)

DATE	OPPONENT	P/S		W/L	SCORE
09/10	Texans		RESERVE/OPT-OUT	W	34-20
09/20	at Chargers		RESERVE/OPT-OUT	W	23-20+
09/28	at Ravens		RESERVE/OPT-OUT	W	34-20
10/05	Patriots		RESERVE/OPT-OUT	W	26-10
10/11	Raiders		RESERVE/OPT-OUT	L	32-40
10/19	at Bills		RESERVE/OPT-OUT	W	26-17
10/25	at Broncos		RESERVE/OPT-OUT	W	43-16
11/01	Jets		RESERVE/OPT-OUT	W	35-9
11/08	Panthers		RESERVE/OPT-OUT	W	33-31
11/22	at Raiders		RESERVE/OPT-OUT	W	35-31
11/29	at Buccaneers		RESERVE/OPT-OUT	W	27-24
12/06	Broncos		RESERVE/OPT-OUT	W	22-16
12/13	at Dolphins		RESERVE/OPT-OUT	W	33-27
12/20	at Saints		RESERVE/OPT-OUT	W	32-29
12/27	Falcons		RESERVE/OPT-OUT	W	17-14
01/03	Chargers		RESERVE/OPT-OUT	L	21-38
<b>2020 TOTALS</b>		<b>0-0</b>		<b>14-2</b>	

+ - Overtime

## 2021 GAME-BY-GAME REGULAR-SEASON STATISTICS (CHIEFS)

DATE	OPPONENT	P/S		W/L	SCORE
09/12	Browns	S		W	33-29
09/19	at Ravens	S		L	35-36
09/26	Chargers	S		L	24-30
10/03	at Eagles	S		W	42-30
10/10	Bills	S		L	20-38
10/17	at Football Team	P		W	31-13
10/24	at Titans	P		L	3-27
11/01	Giants	S		W	20-17
11/07	Packers	S		W	13-7
11/14	at Raiders		INACTIVE	W	41-14
11/21	Cowboys		INACTIVE	W	19-9
12/05	Broncos		INACTIVE	W	22-9
12/12	Raiders	P		W	48-9
12/16	at Chargers	S		W	34-28+
12/26	Steelers		RESERVE/COVID-19	W	36-10
01/02	at Bengals	S		L	31-34
01/08	at Broncos		RESERVE/INJURED	W	28-24
<b>2021 TOTALS</b>		<b>12-9</b>		<b>12-5</b>	

+ - Overtime

## 2022 GAME-BY-GAME REGULAR-SEASON STATISTICS (CHIEFS)

DATE	OPPONENT	P/S		W/L	SCORE
09/11	at Cardinals		RESERVE/PHYSICALLY-UNABLE-TO-PERFORM	W	44-21
09/15	Chargers		RESERVE/PHYSICALLY-UNABLE-TO-PERFORM	W	27-24
09/25	at Colts		RESERVE/PHYSICALLY-UNABLE-TO-PERFORM	L	17-20
10/02	at Buccaneers		RESERVE/PHYSICALLY-UNABLE-TO-PERFORM	W	41-31
10/10	Raiders		RESERVE/PHYSICALLY-UNABLE-TO-PERFORM	W	30-29
10/16	Bills		RESERVE/PHYSICALLY-UNABLE-TO-PERFORM	L	20-24
10/23	at 49ers		RESERVE/PHYSICALLY-UNABLE-TO-PERFORM	W	44-23
11/06	Titans		RESERVE/PHYSICALLY-UNABLE-TO-PERFORM	W	20-17+
11/13	Jaguars		RESERVE/PHYSICALLY-UNABLE-TO-PERFORM	W	27-17
11/20	at Chargers		RESERVE/PHYSICALLY-UNABLE-TO-PERFORM	W	30-27
11/27	Rams	P		W	26-10
12/04	at Bengals	P		L	24-27
12/11	at Broncos	P		W	34-28
12/18	at Texans	P		W	30-24+
12/24	Seahawks	P		W	24-10
01/01	Broncos	P		W	27-24
01/07	at Raiders	P		W	31-13
<b>2022 TOTALS</b>		<b>7-0</b>		<b>14-3</b>	

+ - Overtime

## 2023 GAME-BY-GAME REGULAR-SEASON STATISTICS (CHIEFS)

DATE	OPPONENT	P/S		W/L	SCORE
09/07	Lions		INACTIVE	L	20-21
09/17	at Jaguars		INACTIVE	W	17-9
09/24	Bears		INACTIVE	W	41-10
10/01	at Jets	P		W	23-20
10/08	at Vikings	P		W	27-20
10/12	Broncos	P		W	19-8
<b>2023 TOTALS</b>		<b>3-0</b>		<b>5-1</b>	



## 2020 GAME-BY-GAME POSTSEASON STATISTICS (CHIEFS)

DATE	OPPONENT	P/S		W/L	SCORE
01/17	Browns		RESERVE/OPT-OUT	W	22-17
01/24	Bills		RESERVE/OPT-OUT	W	38-24
02/07	at Buccaneers		RESERVE/OPT-OUT	L	9-31
<b>2020 TOTALS</b>		<b>0-0</b>		<b>2-1</b>	

## 2021 GAME-BY-GAME POSTSEASON STATISTICS (CHIEFS)

DATE	OPPONENT	P/S		W/L	SCORE
01/16	Steelers		RESERVE/INJURED	W	42-21
01/23	Bills		RESERVE/INJURED	W	42-36+
01/30	Bengals		RESERVE/INJURED	L	24-27+
<b>2021 TOTALS</b>		<b>0-0</b>		<b>2-1</b>	

+ - Overtime

## 2022 GAME-BY-GAME POSTSEASON STATISTICS (CHIEFS)

DATE	OPPONENT	P/S		W/L	SCORE
01/21	Jaguars	P		W	27-20
01/29	Bengals	P		W	23-20
02/12	at Eagles	P		W	38-35
<b>2022 TOTALS</b>		<b>3-0</b>		<b>3-0</b>	



# DERRICK NNADI



**DEFENSIVE TACKLE #91**  
**FLORIDA STATE**

**6TH** YEAR IN THE NFL

**6TH** YEAR WITH THE CHIEFS

**HEIGHT:** 6'1"  
**WEIGHT:** 317 LBS  
**DRAFTED:** D3A-18  
**BIRTHDAY:** 5/9/96

- 👁 Sixth-year defensive tackle enters his sixth season with the Chiefs in 2023.
- 👁 Originally entered the NFL as a third-round pick (75th overall) by the Kansas City Chiefs in the 2018 NFL Draft.
- 👁 The Chiefs traded two picks (No. 86 and 122) to the Baltimore Ravens to move up to the No. 75 overall pick to draft Nnadi.

**Transactions:**

Re-signed with Kansas City (3/23/23) ... Re-signed with Kansas City (3/24/22) ... Originally entered the NFL as a third-round pick (75th overall) by the Kansas City Chiefs in the 2018 NFL Draft.

**COLLEGE**

Appeared in 48 games for Florida State (2014-17), recording 165 tackles (74 solo), 17 tackles for loss, 11.5 sacks (-59.0 yards), two fumble recoveries and two forced fumbles ... Named third-team All-ACC his senior season ... Was named to the preseason Nagurski, Outland and Bednarik award watch list in 2017 ... Was named first-team All-ACC by the coaches and third team All-ACC by the media in 2016 ... Collected ACC Defensive Lineman of the Week honors following a dominant effort totaling a season-high eight tackles, two TFLs, 1.0 sack and one pass breakup versus the third-ranked Clemson Tigers ... Named third-team All-ACC by the media in 2015 ... Earned Defensive Most Improved Player honors following the 2016 spring season.

**PERSONAL**

- 👁 Totaled 167 total tackles, 27 tackles for loss and 13.0 sacks while leading Ocean Lakes to its first state championship game appearance as a junior in 2012.
- 👁 Named first-team All-Beach District and All-Eastern Region honors and first-team All-Tidewater selection as a junior and a senior.
- 👁 Beach District co-Defensive Player of the Year in 2013.
- 👁 Anchored a Dolphins' defense that held eight opponents to one touchdown or less.
- 👁 Majored in social science at Florida State.
- 👁 Hometown: Virginia Beach, Va.
- 👁 Last name pronounced: NAH-dee.

**DERRICK NNADI'S NFL REGULAR SEASON DEFENSIVE STATISTICS**

DATE	TEAM	GP	GS	TACKLES								INTERCEPTIONS					O. FUMB				ST				MISC							
				TK	S	A	TFL	YDS	SK	YDS	QBH	NO	YDS	LG	TD	PD	FF	FR	TD	YDS	TK	S	A	FF	FR	S	A					
2018	Chiefs	16	11	35	17	18	0	0	0.0	0.0	0	0	0	0	0	0	0	0	0	0	0	0	0	0	0	0	0	0	0	0	0	0
2019	Chiefs	16	16	48	18	30	3	3	1.0	1.0	1	1	0	0	0	1	1	0	0	0	0	0	0	0	0	0	0	0	0	0	0	0
2020	Chiefs	15	15	47	23	24	0	0	0.0	0.0	1	0	0	0	0	0	0	0	0	0	0	0	0	0	0	0	0	0	0	0	0	0
2021	Chiefs	17	10	38	21	17	2	10	3.0	10.0	5	0	0	0	0	0	0	0	0	0	0	0	0	0	0	0	0	0	0	0	0	0
2022	Chiefs	17	17	25	11	14	1	4	0.0	0.0	0	0	0	0	0	0	0	0	0	0	0	0	0	0	0	0	0	0	0	0	0	0
2023	Chiefs	6	6	13	6	7	0	0	0.0	0.0	0	0	0	0	0	1	0	0	0	0	0	0	0	0	0	0	0	0	0	0	0	0
<b>NFL TOTALS</b>		<b>87</b>	<b>75</b>	<b>206</b>	<b>96</b>	<b>110</b>	<b>6</b>	<b>17</b>	<b>4.0</b>	<b>11.0</b>	<b>7</b>	<b>1</b>	<b>0</b>	<b>0</b>	<b>0</b>	<b>2</b>	<b>1</b>	<b>0</b>	<b>0</b>	<b>0</b>	<b>0</b>	<b>0</b>	<b>0</b>	<b>0</b>	<b>0</b>	<b>0</b>	<b>0</b>	<b>0</b>	<b>0</b>	<b>0</b>	<b>0</b>	<b>0</b>

**DERRICK NNADI'S NFL POSTSEASON DEFENSIVE STATISTICS**

DATE	TEAM	GP	GS	TACKLES								INTERCEPTIONS					O. FUMB				ST				MISC							
				TK	S	A	TFL	YDS	SK	YDS	QBH	NO	YDS	LG	TD	PD	FF	FR	TD	YDS	TK	S	A	FF	FR	S	A					
2018	Chiefs	2	2	8	1	7	1	6	0.0	0.0	1	0	0	0	0	0	0	0	0	0	0	0	0	0	0	0	0	0	0	0	0	0
2019	Chiefs	3	3	7	4	3	1	1	0.0	0.0	0	0	0	0	0	0	0	0	0	0	0	0	0	0	0	0	0	0	0	0	0	0
2020	Chiefs	3	3	11	3	8	0	0	0.0	0.0	0	0	0	0	0	0	0	0	0	0	0	0	0	0	0	0	0	0	0	0	0	0
2021	Chiefs	3	0	4	2	2	0	0	0.0	0.0	1	0	0	0	0	0	0	0	0	0	0	0	0	0	0	0	0	0	0	0	0	0
2022	Chiefs	3	3	3	1	2	1	8	1.0	8.0	1	0	0	0	0	0	0	0	0	0	0	0	0	0	0	0	0	0	0	0	0	0
<b>NFL TOTALS</b>		<b>14</b>	<b>11</b>	<b>33</b>	<b>11</b>	<b>22</b>	<b>3</b>	<b>15</b>	<b>1.0</b>	<b>8.0</b>	<b>3</b>	<b>0</b>	<b>0</b>	<b>0</b>	<b>0</b>	<b>0</b>	<b>0</b>	<b>0</b>	<b>0</b>	<b>0</b>	<b>0</b>	<b>0</b>	<b>0</b>	<b>0</b>	<b>0</b>	<b>0</b>	<b>0</b>	<b>0</b>	<b>0</b>	<b>0</b>	<b>0</b>	



SINGLE-GAME HIGHS: DEFENSIVE

<b>Total Tackles</b>	9 at L.A. Chargers, Sep 20, 2020 9 at Detroit, Sep 29, 2019 6 vs. Minnesota, Nov 03, 2019 6 vs. Indianapolis, Oct 06, 2019 5 vs. Carolina, Nov 08, 2020 ...3 more at 5.	<b>Forced Fumbles</b>	1 at Detroit, Sep 29, 2019
<b>Solo Tackles</b>	5 at Detroit, Sep 29, 2019 4 vs. Buffalo, Oct 10, 2021 3 at Miami, Dec 13, 2020 3 vs. Carolina, Nov 08, 2020 3 vs. Las Vegas, Oct 11, 2020 ...4 more at 3.	<b>Tackles For Loss</b>	2 at New England, Dec 08, 2019 1 at Denver, Dec 11, 2022 1 at Denver, Jan 08, 2022 1 at Las Vegas, Nov 14, 2021 ...1 more at 1.
<b>Sacks</b>	1.0 at Denver, Jan 08, 2022 1.0 at Las Vegas, Nov 14, 2021 1.0 vs. N.Y. Giants, Nov 01, 2021 ...1 more at 1.0.	<b>Interceptions</b>	1 at L.A. Chargers, Nov 18, 2019
<b>Passes Defensed</b>	1 at Jacksonville, Sep 17, 2023 1 at L.A. Chargers, Nov 18, 2019		

SINGLE-GAME HIGHS - POSTSEASON: DEFENSIVE

<b>Total Tackles</b>	6 vs. New England, Jan 20, 2019 5 at Tampa Bay, Feb 07, 2021 4 vs. Buffalo, Jan 24, 2021 4 vs. San Francisco, Feb 02, 2020 3 vs. Pittsburgh, Jan 16, 2022	<b>Sacks</b>	1.0 vs. Jacksonville, Jan 21, 2023
<b>Solo Tackles</b>	3 vs. San Francisco, Feb 02, 2020 2 vs. Pittsburgh, Jan 16, 2022 2 vs. Cleveland, Jan 17, 2021 1 vs. Jacksonville, Jan 21, 2023 1 at Tampa Bay, Feb 07, 2021 ...2 more at 1.	<b>Tackles For Loss</b>	1 vs. Jacksonville, Jan 21, 2023 1 vs. San Francisco, Feb 02, 2020 1 vs. Indianapolis, Jan 12, 2019

2018 GAME-BY-GAME REGULAR-SEASON STATISTICS (CHIEFS)

DATE	OPPONENT	P/S	TACKLES									INTERCEPTIONS					O. FUMB				ST				MISC		W/L	SCORE
			TK	S	A	SK	YDS	TFL	YDS	QBH	NO	YDS	LG	TD	PD	FF	FR	TD	YDS	TK	S	A	FF	FR	S	A		
09/09	at Chargers	P	0	0	0	0.0	0.0	0	0	0	0	0	0	0	0	0	0	0	0	0	0	0	0	0	0	0	W	38-28
09/16	at Steelers	P	0	0	0	0.0	0.0	0	0	0	0	0	0	0	0	0	0	0	0	0	0	0	0	0	0	0	W	42-37
09/23	49ers	P	3	1	2	0.0	0.0	0	0	0	0	0	0	0	0	0	0	0	0	0	0	0	0	0	0	0	W	38-27
10/01	at Broncos	P	1	1	0	0.0	0.0	0	0	0	0	0	0	0	0	0	0	0	0	0	0	0	0	0	0	0	W	27-23
10/07	Jaguars	S	3	3	0	0.0	0.0	0	0	0	0	0	0	0	0	0	0	0	0	0	0	0	0	0	0	0	W	30-14
10/14	at Patriots	S	5	1	4	0.0	0.0	0	0	0	0	0	0	0	0	0	0	0	0	0	0	0	0	0	0	0	L	40-43
10/21	Bengals	S	3	3	0	0.0	0.0	0	0	0	0	0	0	0	0	0	0	0	0	0	0	0	0	0	0	0	W	45-10
10/28	Broncos	S	2	1	1	0.0	0.0	0	0	0	0	0	0	0	0	0	0	0	0	0	0	0	0	0	0	0	W	30-23
11/04	at Browns	S	3	1	2	0.0	0.0	0	0	0	0	0	0	0	0	0	0	0	0	0	0	0	0	0	0	0	W	37-21
11/11	Cardinals	S	1	1	0	0.0	0.0	0	0	0	0	0	0	0	0	0	0	0	0	0	0	0	0	0	0	0	W	26-14
11/19	at Rams	P	0	0	0	0.0	0.0	0	0	0	0	0	0	0	0	0	0	0	0	0	0	0	0	0	0	0	L	51-54
12/02	at Raiders	S	1	0	1	0.0	0.0	0	0	0	0	0	0	0	0	0	0	0	0	0	0	0	0	0	0	0	W	40-33
12/09	Ravens	S	5	3	2	0.0	0.0	0	0	0	0	0	0	0	0	0	0	0	0	0	0	0	0	0	0	0	W	27-24+
12/13	Chargers	S	3	0	3	0.0	0.0	0	0	0	0	0	0	0	0	0	0	0	0	0	0	0	0	0	0	0	L	28-29
12/23	at Seahawks	S	4	2	2	0.0	0.0	0	0	0	0	0	0	0	0	0	0	0	0	0	0	0	0	0	0	0	L	31-38
12/30	Raiders	S	1	0	1	0.0	0.0	0	0	0	0	0	0	0	0	0	0	0	0	0	0	0	0	0	0	0	W	35-3
<b>2018 TOTALS</b>		<b>16-11</b>	<b>35</b>	<b>17</b>	<b>18</b>	<b>0.0</b>	<b>0.0</b>	<b>0</b>	<b>0</b>	<b>0</b>	<b>0</b>	<b>0</b>	<b>0</b>	<b>0</b>	<b>0</b>	<b>0</b>	<b>0</b>	<b>0</b>	<b>0</b>	<b>0</b>	<b>0</b>	<b>0</b>	<b>0</b>	<b>0</b>	<b>0</b>	<b>0</b>	<b>12-4</b>	

+ - Overtime



2019 GAME-BY-GAME REGULAR-SEASON STATISTICS (CHIEFS)

DATE	OPPONENT	P/S	TACKLES								INTERCEPTIONS					O. FUMB				ST				MISC		W/L	SCORE
			TK	S	A	SK	YDS	TFL	YDS	QBH	NO	YDS	LG	TD	PD	FF	FR	TD	YDS	TK	S	A	FF	FR	S		
09/08	at Jaguars	S	3	0	3	0.0	0.0	0	0	0	0	0	0	0	0	0	0	0	0	0	0	0	0	0	0	W	40-26
09/15	at Raiders	S	1	1	0	0.0	0.0	0	0	0	0	0	0	0	0	0	0	0	0	0	0	0	0	0	0	W	28-10
09/22	Ravens	S	4	2	2	0.0	0.0	0	0	0	0	0	0	0	0	0	0	0	0	0	0	0	0	0	0	W	33-28
09/29	at Lions	S	9	5	4	1.0	1.0	0	0	0	0	0	0	0	0	1	0	0	0	0	0	0	0	0	0	W	34-30
10/06	Colts	S	6	2	4	0.0	0.0	0	0	0	0	0	0	0	0	0	0	0	0	0	0	0	0	0	L	13-19	
10/13	Texans	S	3	1	2	0.0	0.0	0	0	0	0	0	0	0	0	0	0	0	0	0	0	0	0	0	L	24-31	
10/17	at Broncos	S	2	1	1	0.0	0.0	1	1	0	0	0	0	0	0	0	0	0	0	0	0	0	0	0	W	30-6	
10/27	Packers	S	2	0	2	0.0	0.0	0	0	1	0	0	0	0	0	0	0	0	0	0	0	0	0	0	L	24-31	
11/03	Vikings	S	6	2	4	0.0	0.0	0	0	0	0	0	0	0	0	0	0	0	0	0	0	0	0	0	W	26-23	
11/10	at Titans	S	1	1	0	0.0	0.0	0	0	0	0	0	0	0	0	0	0	0	0	0	0	0	0	0	L	32-35	
11/18	at Chargers	S	1	0	1	0.0	0.0	0	0	0	1	0	0	0	1	0	0	0	0	0	0	0	0	0	W	24-17	
12/01	Raiders	S	3	0	3	0.0	0.0	0	0	0	0	0	0	0	0	0	0	0	0	0	0	0	0	0	W	40-9	
12/08	at Patriots	S	3	2	1	0.0	0.0	2	2	0	0	0	0	0	0	0	0	0	0	0	0	0	0	0	W	23-16	
12/15	Broncos	S	0	0	0	0.0	0.0	0	0	0	0	0	0	0	0	0	0	0	0	0	0	0	0	0	W	23-3	
12/22	at Bears	S	1	1	0	0.0	0.0	0	0	0	0	0	0	0	0	0	0	0	0	0	0	0	0	0	W	26-3	
12/29	Chargers	S	3	0	3	0.0	0.0	0	0	0	0	0	0	0	0	0	0	0	0	0	0	0	0	0	W	31-21	
<b>2019 TOTALS</b>		<b>16-16</b>	<b>48</b>	<b>18</b>	<b>30</b>	<b>1.0</b>	<b>1.0</b>	<b>3</b>	<b>3</b>	<b>1</b>	<b>1</b>	<b>0</b>	<b>0</b>	<b>0</b>	<b>1</b>	<b>1</b>	<b>0</b>	<b>0</b>	<b>0</b>	<b>0</b>	<b>0</b>	<b>0</b>	<b>0</b>	<b>0</b>	<b>12-4</b>		

2020 GAME-BY-GAME REGULAR-SEASON STATISTICS (CHIEFS)

DATE	OPPONENT	P/S	TACKLES								INTERCEPTIONS					O. FUMB				ST				MISC		W/L	SCORE
			TK	S	A	SK	YDS	TFL	YDS	QBH	NO	YDS	LG	TD	PD	FF	FR	TD	YDS	TK	S	A	FF	FR	S		
09/10	Texans	S	1	0	1	0.0	0.0	0	0	0	0	0	0	0	0	0	0	0	0	0	0	0	0	0	0	W	34-20
09/20	at Chargers	S	9	2	7	0.0	0.0	0	0	0	0	0	0	0	0	0	0	0	0	0	0	0	0	0	0	W	23-20+
09/28	at Ravens	S	1	0	1	0.0	0.0	0	0	0	0	0	0	0	0	0	0	0	0	0	0	0	0	0	0	W	34-20
10/05	Patriots	S	4	3	1	0.0	0.0	0	0	0	0	0	0	0	0	0	0	0	0	0	0	0	0	0	0	W	26-10
10/11	Raiders	S	5	3	2	0.0	0.0	0	0	0	0	0	0	0	0	0	0	0	0	0	0	0	0	0	0	L	32-40
10/19	at Bills	S	4	2	2	0.0	0.0	0	0	0	0	0	0	0	0	0	0	0	0	0	0	0	0	0	0	W	26-17
10/25	at Broncos	S	0	0	0	0.0	0.0	0	0	0	0	0	0	0	0	0	0	0	0	0	0	0	0	0	0	W	43-16
11/01	Jets	S	1	1	0	0.0	0.0	0	0	0	0	0	0	0	0	0	0	0	0	0	0	0	0	0	0	W	35-9
11/08	Panthers	S	5	3	2	0.0	0.0	0	0	0	0	0	0	0	0	0	0	0	0	0	0	0	0	0	0	W	33-31
11/22	at Raiders	S	2	1	1	0.0	0.0	0	0	0	0	0	0	0	0	0	0	0	0	0	0	0	0	0	0	W	35-31
11/29	at Buccaneers	S	3	1	2	0.0	0.0	0	0	0	0	0	0	0	0	0	0	0	0	0	0	0	0	0	0	W	27-24
12/06	Broncos	S	3	2	1	0.0	0.0	0	0	0	0	0	0	0	0	0	0	0	0	0	0	0	0	0	0	W	22-16
12/13	at Dolphins	S	4	3	1	0.0	0.0	0	0	0	0	0	0	0	0	0	0	0	0	0	0	0	0	0	0	W	33-27
12/20	at Saints	S	3	0	3	0.0	0.0	0	0	1	0	0	0	0	0	0	0	0	0	0	0	0	0	0	0	W	32-29
12/27	Falcons	S	2	2	0	0.0	0.0	0	0	0	0	0	0	0	0	0	0	0	0	0	0	0	0	0	0	W	17-14
01/03	Chargers																								L	21-38	
<b>2020 TOTALS</b>		<b>15-15</b>	<b>47</b>	<b>23</b>	<b>24</b>	<b>0.0</b>	<b>0.0</b>	<b>0</b>	<b>0</b>	<b>1</b>	<b>0</b>	<b>0</b>	<b>0</b>	<b>0</b>	<b>0</b>	<b>0</b>	<b>0</b>	<b>0</b>	<b>0</b>	<b>0</b>	<b>0</b>	<b>0</b>	<b>0</b>	<b>0</b>	<b>14-2</b>		

+ - Overtime

2021 GAME-BY-GAME REGULAR-SEASON STATISTICS (CHIEFS)

DATE	OPPONENT	P/S	TACKLES								INTERCEPTIONS					O. FUMB				ST				MISC		W/L	SCORE
			TK	S	A	SK	YDS	TFL	YDS	QBH	NO	YDS	LG	TD	PD	FF	FR	TD	YDS	TK	S	A	FF	FR	S		
09/12	Browns	P	1	1	0	0.0	0.0	0	0	0	0	0	0	0	0	0	0	0	0	0	0	0	0	0	0	W	33-29
09/19	at Ravens	S	1	1	0	0.0	0.0	0	0	0	0	0	0	0	0	0	0	0	0	0	0	0	0	0	0	L	35-36
09/26	Chargers	S	2	2	0	0.0	0.0	0	0	0	0	0	0	0	0	0	0	0	0	0	0	0	0	0	0	L	24-30
10/03	at Eagles	S	1	1	0	0.0	0.0	0	0	0	0	0	0	0	0	0	0	0	0	0	0	0	0	0	0	W	42-30
10/10	Bills	S	4	4	0	0.0	0.0	0	0	0	0	0	0	0	0	0	0	0	0	0	0	0	0	0	0	L	20-38
10/17	at Football Team	S	2	1	1	0.0	0.0	0	0	1	0	0	0	0	0	0	0	0	0	0	0	0	0	0	0	W	31-13
10/24	at Titans	S	3	2	1	0.0	0.0	0	0	0	0	0	0	0	0	0	0	0	0	0	0	0	0	0	0	L	3-27
11/01	Giants	S	3	1	2	1.0	0.0	0	0	1	0	0	0	0	0	0	0	0	0	0	0	0	0	0	0	W	20-17
11/07	Packers	P	2	2	0	0.0	0.0	0	0	0	0	0	0	0	0	0	0	0	0	0	0	0	0	0	0	W	13-7
11/14	at Raiders	S	4	2	2	1.0	5.0	1	5	1	0	0	0	0	0	0	0	0	0	0	0	0	0	0	0	W	41-14
11/21	Cowboys	S	3	2	1	0.0	0.0	0	0	0	0	0	0	0	0	0	0	0	0	0	0	0	0	0	0	W	19-9
12/05	Broncos	P	3	0	3	0.0	0.0	0	0	1	0	0	0	0	0	0	0	0	0	0	0	0	0	0	0	W	22-9
12/12	Raiders	P	1	0	1	0.0	0.0	0	0	0	0	0	0	0	0	0	0	0	0	0	0	0	0	0	0	W	48-9
12/16	at Chargers	S	2	0	2	0.0	0.0	0	0	0	0	0	0	0	0	0	0	0	0	0	0	0	0	0	0	W	34-28+
12/26	Steelers	P	3	0	3	0.0	0.0	0	0	0	0	0	0	0	0	0	0	0	0	0	0	0	0	0	0	W	36-10
01/02	at Bengals	P	2	1	1	0.0	0.0	0	0	0	0	0	0	0	0	0	0	0	0	0	0	0	0	0	0	L	31-34
01/08	at Broncos	P	1	1	0	1.0	5.0	1	5	1	0	0	0	0	0	0	0	0	0	0	0	0	0	0	0	W	28-24
<b>2021 TOTALS</b>		<b>17-10</b>	<b>38</b>	<b>21</b>	<b>17</b>	<b>3.0</b>	<b>10.0</b>	<b>2</b>	<b>10</b>	<b>5</b>	<b>0</b>	<b>0</b>	<b>0</b>	<b>0</b>	<b>0</b>	<b>0</b>	<b>0</b>	<b>0</b>	<b>0</b>	<b>0</b>	<b>0</b>	<b>0</b>	<b>0</b>	<b>0</b>	<b>12-5</b>		

+ - Overtime



2022 GAME-BY-GAME REGULAR-SEASON STATISTICS (CHIEFS)

DATE	OPPONENT	P/S	TACKLES								INTERCEPTIONS					O. FUMB				ST				MISC		W/L	SCORE
			TK	S	A	SK	YDS	TFL	YDS	QBH	NO	YDS	LG	TD	PD	FF	FR	TD	YDS	TK	S	A	FF	FR	S		
09/11	at Cardinals	S	0	0	0	0.0	0.0	0	0	0	0	0	0	0	0	0	0	0	0	0	0	0	0	0	0	W	44-21
09/15	Chargers	S	3	0	3	0.0	0.0	0	0	0	0	0	0	0	0	0	0	0	0	0	0	0	0	0	0	W	27-24
09/25	at Colts	S	1	1	0	0.0	0.0	0	0	0	0	0	0	0	0	0	0	0	0	0	0	0	0	0	0	L	17-20
10/02	at Buccaneers	S	2	2	0	0.0	0.0	0	0	0	0	0	0	0	0	0	0	0	0	0	0	0	0	0	0	W	41-31
10/10	Raiders	S	3	2	1	0.0	0.0	0	0	0	0	0	0	0	0	0	0	0	0	0	0	0	0	0	0	W	30-29
10/16	Bills	S	2	1	1	0.0	0.0	0	0	0	0	0	0	0	0	0	0	0	0	0	0	0	0	0	0	L	20-24
10/23	at 49ers	S	2	0	2	0.0	0.0	0	0	0	0	0	0	0	0	0	0	0	0	0	0	0	0	0	0	W	44-23
11/06	Titans	S	2	0	2	0.0	0.0	0	0	0	0	0	0	0	0	0	0	0	0	0	0	0	0	0	0	W	20-17+
11/13	Jaguars	S	0	0	0	0.0	0.0	0	0	0	0	0	0	0	0	0	0	0	0	0	0	0	0	0	0	W	27-17
11/20	at Chargers	S	0	0	0	0.0	0.0	0	0	0	0	0	0	0	0	0	0	0	0	0	0	0	0	0	0	W	30-27
11/27	Rams	S	2	0	2	0.0	0.0	0	0	0	0	0	0	0	0	0	0	0	0	0	0	0	0	0	0	W	26-10
12/04	at Bengals	S	1	0	1	0.0	0.0	0	0	0	0	0	0	0	0	0	0	0	0	0	0	0	0	0	0	L	24-27
12/11	at Broncos	S	2	1	1	0.0	0.0	1	4	0	0	0	0	0	0	0	0	0	0	0	0	0	0	0	0	W	34-28
12/18	at Texans	S	1	1	0	0.0	0.0	0	0	0	0	0	0	0	0	0	0	0	0	0	0	0	0	0	0	W	30-24+
12/24	Seahawks	S	3	2	1	0.0	0.0	0	0	0	0	0	0	0	0	0	0	0	0	0	0	0	0	0	0	W	24-10
01/01	Broncos	S	1	1	0	0.0	0.0	0	0	0	0	0	0	0	0	0	0	0	0	0	0	0	0	0	0	W	27-24
01/07	at Raiders	S	0	0	0	0.0	0.0	0	0	0	0	0	0	0	0	0	0	0	0	0	0	0	0	0	0	W	31-13
<b>2022 TOTALS</b>		<b>17-17</b>	<b>25</b>	<b>11</b>	<b>14</b>	<b>0.0</b>	<b>0.0</b>	<b>1</b>	<b>4</b>	<b>0</b>	<b>0</b>	<b>0</b>	<b>0</b>	<b>0</b>	<b>0</b>	<b>0</b>	<b>0</b>	<b>0</b>	<b>0</b>	<b>0</b>	<b>0</b>	<b>0</b>	<b>0</b>	<b>0</b>	<b>0</b>	<b>0</b>	<b>14-3</b>

+ - Overtime

2023 GAME-BY-GAME REGULAR-SEASON STATISTICS (CHIEFS)

DATE	OPPONENT	P/S	TACKLES								INTERCEPTIONS					O. FUMB				ST				MISC		W/L	SCORE	
			TK	S	A	SK	YDS	TFL	YDS	QBH	NO	YDS	LG	TD	PD	FF	FR	TD	YDS	TK	S	A	FF	FR	S			A
09/07	Lions	S	3	1	2	0.0	0.0	0	0	0	0	0	0	0	0	0	0	0	0	0	0	0	0	0	0	L	20-21	
09/17	at Jaguars	S	3	0	3	0.0	0.0	0	0	0	0	0	0	0	1	0	0	0	0	0	0	0	0	0	0	0	W	17-9
09/24	Bears	S	3	1	2	0.0	0.0	0	0	0	0	0	0	0	0	0	0	0	0	0	0	0	0	0	0	W	41-10	
10/01	at Jets	S	2	2	0	0.0	0.0	0	0	0	0	0	0	0	0	0	0	0	0	0	0	0	0	0	0	W	23-20	
10/08	at Vikings	S	1	1	0	0.0	0.0	0	0	0	0	0	0	0	0	0	0	0	0	0	0	0	0	0	0	W	27-20	
10/12	Broncos	S	1	1	0	0.0	0.0	0	0	0	0	0	0	0	0	0	0	0	0	0	0	0	0	0	0	W	19-8	
<b>2023 TOTALS</b>		<b>6-6</b>	<b>13</b>	<b>6</b>	<b>7</b>	<b>0.0</b>	<b>0.0</b>	<b>0</b>	<b>0</b>	<b>0</b>	<b>0</b>	<b>0</b>	<b>0</b>	<b>1</b>	<b>0</b>	<b>0</b>	<b>0</b>	<b>0</b>	<b>0</b>	<b>0</b>	<b>0</b>	<b>0</b>	<b>0</b>	<b>0</b>	<b>0</b>	<b>0</b>	<b>5-1</b>	

2018 GAME-BY-GAME POSTSEASON STATISTICS (CHIEFS)

DATE	OPPONENT	P/S	TACKLES								INTERCEPTIONS					O. FUMB				ST				MISC		W/L	SCORE
			TK	S	A	SK	YDS	TFL	YDS	QBH	NO	YDS	LG	TD	PD	FF	FR	TD	YDS	TK	S	A	FF	FR	S		
01/12	Colts	S	2	1	1	0.0	0.0	1	6	0	0	0	0	0	0	0	0	0	0	0	0	0	0	0	0	W	31-13
01/20	Patriots	S	6	0	6	0.0	0.0	0	0	1	0	0	0	0	0	0	0	0	0	0	0	0	0	0	0	L	31-37+
<b>2018 TOTALS</b>		<b>2-2</b>	<b>8</b>	<b>1</b>	<b>7</b>	<b>0.0</b>	<b>0.0</b>	<b>1</b>	<b>6</b>	<b>1</b>	<b>0</b>	<b>0</b>	<b>0</b>	<b>0</b>	<b>0</b>	<b>0</b>	<b>0</b>	<b>0</b>	<b>0</b>	<b>0</b>	<b>0</b>	<b>0</b>	<b>0</b>	<b>0</b>	<b>0</b>	<b>0</b>	<b>1-1</b>

+ - Overtime

2019 GAME-BY-GAME POSTSEASON STATISTICS (CHIEFS)

DATE	OPPONENT	P/S	TACKLES								INTERCEPTIONS					O. FUMB				ST				MISC		W/L	SCORE
			TK	S	A	SK	YDS	TFL	YDS	QBH	NO	YDS	LG	TD	PD	FF	FR	TD	YDS	TK	S	A	FF	FR	S		
01/12	Texans	S	2	1	1	0.0	0.0	0	0	0	0	0	0	0	0	0	0	0	0	0	0	0	0	0	0	W	51-31
01/19	Titans	S	1	0	1	0.0	0.0	0	0	0	0	0	0	0	0	0	0	0	0	0	0	0	0	0	0	W	35-24
02/02	49ers	S	4	3	1	0.0	0.0	1	1	0	0	0	0	0	0	0	0	0	0	0	0	0	0	0	0	W	31-20
<b>2019 TOTALS</b>		<b>3-3</b>	<b>7</b>	<b>4</b>	<b>3</b>	<b>0.0</b>	<b>0.0</b>	<b>1</b>	<b>1</b>	<b>0</b>	<b>0</b>	<b>0</b>	<b>0</b>	<b>0</b>	<b>0</b>	<b>0</b>	<b>0</b>	<b>0</b>	<b>0</b>	<b>0</b>	<b>0</b>	<b>0</b>	<b>0</b>	<b>0</b>	<b>0</b>	<b>0</b>	<b>3-0</b>

2020 GAME-BY-GAME POSTSEASON STATISTICS (CHIEFS)

DATE	OPPONENT	P/S	TACKLES								INTERCEPTIONS					O. FUMB				ST				MISC		W/L	SCORE
			TK	S	A	SK	YDS	TFL	YDS	QBH	NO	YDS	LG	TD	PD	FF	FR	TD	YDS	TK	S	A	FF	FR	S		
01/17	Browns	S	2	2	0	0.0	0.0	0	0	0	0	0	0	0	0	0	0	0	0	0	0	0	0	0	0	W	22-17
01/24	Bills	S	4	0	4	0.0	0.0	0	0	0	0	0	0	0	0	0	0	0	0	0	0	0	0	0	0	W	38-24
02/07	at Buccaneers	S	5	1	4	0.0	0.0	0	0	0	0	0	0	0	0	0	0	0	0	0	0	0	0	0	0	L	9-31
<b>2020 TOTALS</b>		<b>3-3</b>	<b>11</b>	<b>3</b>	<b>8</b>	<b>0.0</b>	<b>0.0</b>	<b>0</b>	<b>0</b>	<b>0</b>	<b>0</b>	<b>0</b>	<b>0</b>	<b>0</b>	<b>0</b>	<b>0</b>	<b>0</b>	<b>0</b>	<b>0</b>	<b>0</b>	<b>0</b>	<b>0</b>	<b>0</b>	<b>0</b>	<b>0</b>	<b>0</b>	<b>2-1</b>

2021 GAME-BY-GAME POSTSEASON STATISTICS (CHIEFS)

DATE	OPPONENT	P/S	TACKLES								INTERCEPTIONS					O. FUMB				ST				MISC		W/L	SCORE
			TK	S	A	SK	YDS	TFL	YDS	QBH	NO	YDS	LG	TD	PD	FF	FR	TD	YDS	TK	S	A	FF	FR	S		
01/16	Steelers	P	3	2	1	0.0	0.0	0	0	0	0	0	0	0	0	0	0	0	0	0	0	0	0	0	0	W	42-21
01/23	Bills	P	0	0	0	0.0	0.0	0	0	0	0	0	0	0	0	0	0	0	0	0	0	0	0	0	0	W	42-36+
01/30	Bengals	P	1	0	1	0.0	0.0	0	0	1	0	0	0	0	0	0	0	0	0	0	0	0	0	0	0	L	24-27+
<b>2021 TOTALS</b>		<b>3-0</b>	<b>4</b>	<b>2</b>	<b>2</b>	<b>0.0</b>	<b>0.0</b>	<b>0</b>	<b>0</b>	<b>1</b>	<b>0</b>	<b>0</b>	<b>0</b>	<b>0</b>	<b>0</b>	<b>0</b>	<b>0</b>	<b>0</b>	<b>0</b>	<b>0</b>	<b>0</b>	<b>0</b>	<b>0</b>	<b>0</b>	<b>0</b>	<b>0</b>	<b>2-1</b>

+ - Overtime

2022 GAME-BY-GAME POSTSEASON STATISTICS (CHIEFS)

DATE	OPPONENT	P/S	TACKLES								INTERCEPTIONS					O. FUMB				ST				MISC		W/L	SCORE
			TK	S	A	SK	YDS	TFL	YDS	QBH	NO	YDS	LG	TD	PD	FF	FR	TD	YDS	TK	S	A	FF	FR	S		
01/21	Jaguars	S	2	1	1	1.0	8.0	1	8	1	0	0	0	0	0	0	0	0	0	0	0	0	0	0	0	W	27-20
01/29	Bengals	S	1	0	1	0.0	0.0	0	0	0	0	0	0	0	0	0	0	0	0	0	0	0	0	0	0	W	23-20
02/12	at Eagles	S	0	0	0	0.0	0.0	0	0	0	0	0	0	0	0	0	0	0	0	0	0	0	0	0	0	W	38-35
<b>2022 TOTALS</b>		<b>3-3</b>	<b>3</b>	<b>1</b>	<b>2</b>	<b>1.0</b>	<b>8.0</b>	<b>1</b>	<b>8</b>	<b>1</b>	<b>0</b>	<b>0</b>	<b>0</b>	<b>0</b>	<b>0</b>	<b>0</b>	<b>0</b>	<b>0</b>	<b>0</b>	<b>0</b>	<b>0</b>	<b>0</b>	<b>0</b>	<b>0</b>	<b>0</b>	<b>0</b>	<b>3-0</b>





# ISIAH PACHECO



**RUNNING BACK #10**  
**RUTGERS**

**2ND** YEAR IN THE NFL

**2ND** YEAR WITH THE CHIEFS

**HEIGHT:** 5'10"  
**WEIGHT:** 216 LBS  
**DRAFTED:** D7B-22  
**BIRTHDAY:** 3/2/99

- Second-year running back enters his second season with the Chiefs in 2023.
- Originally entered the NFL as the second of three seventh-round picks (251st overall) by the Kansas City Chiefs in the 2022 NFL Draft.

### Career Highlights:

- Finished his rookie campaign fifth in the franchise record book for most rushing attempts (170) and most rushing yards (830) in one's rookie season. His 830 rushing yards was fourth-best amongst NFL rookies in 2022.

- Scored five rushing touchdowns, leading the team and recording the second-most amongst NFL rookies in 2022.

### Honors:

- 2022 Mack Lee Hill Award winner, voted by teammates as best rookie.

### Transactions:

Originally entered the NFL as the second of three seventh-round picks (251st overall) by the Kansas City Chiefs in the 2022 NFL Draft.

## COLLEGE

A four-year letterwinner at Rutgers ... Saw action in 44 games, logging 563 carries for 2,442 yards and 18 touchdowns ... Added 47 receptions for 249 yards and one touchdown ... Earned 2021 Honorable Mention All-Big Ten (coaches and media) honors, as well as Academic All-Big Ten honors ... Was named a team captain his senior season in 2021 ... Was named the 2020 Phil Steele fourth-team All-Big Ten.

## PERSONAL

- Attended Vineland South High school.
- Played quarterback, running back and defensive back.
- Guided his team to an 8-2 overall record as a senior, including back-to-back playoff appearances.
- Named first-team All-USA New Jersey Football Team on defense by USA Today in 2017.
- Served as team captain.
- Rushed 154 times for 1,414 yards and 18 touchdowns.
- Threw for 598 yards and three touchdowns on 43-of-81 attempts.
- Posted 28 tackles, two interceptions, one punt return touchdown and one safety.
- Two-time Cumberland County Champions and 2017 WJFL Continental Division Champions.
- Two-time WJFL All-Continental Division First Team selection at quarterback.
- Named South Jersey Times All-Area on offense as a senior.
- First-team All-South Jersey selection by the Courier Post.
- Named third-team All-State on defense by Nj.com.

## ISIAH PACHECO'S NFL REGULAR SEASON RUSHING/RECEIVING STATISTICS

DATE	TEAM	RUSHING							RECEIVING				
		GP	GS	NO.	YDS.	AVG.	LG	TD	NO.	YDS.	AVG.	LG	TD
2022	Chiefs	17	11	170	830	4.9	31	5	13	130	10.0	32	0
2023	Chiefs	6	5	87	387	4.4	48t	3	17	135	7.9	33	0
<b>NFL TOTALS</b>		<b>23</b>	<b>16</b>	<b>257</b>	<b>1,217</b>	<b>4.7</b>	<b>48T</b>	<b>8</b>	<b>30</b>	<b>265</b>	<b>8.8</b>	<b>33</b>	<b>0</b>

## ISIAH PACHECO'S NFL POSTSEASON RUSHING/RECEIVING STATISTICS

DATE	TEAM	RUSHING							RECEIVING				
		GP	GS	NO.	YDS.	AVG.	LG	TD	NO.	YDS.	AVG.	LG	TD
2022	Chiefs	3	3	37	197	5.3	39	1	6	65	10.8	18	0
<b>NFL TOTALS</b>		<b>3</b>	<b>3</b>	<b>37</b>	<b>197</b>	<b>5.3</b>	<b>39</b>	<b>1</b>	<b>6</b>	<b>65</b>	<b>10.8</b>	<b>18</b>	<b>0</b>



ISIAH PACHECO'S NFL REGULAR SEASON RETURN STATISTICS

DATE	TEAM	KICKOFF RETURNS					PUNT RETURNS					
		RET.	YDS.	AVG.	LG	TD	NO.	FC	YDS.	AVG.	LG	TD
2022	Chiefs	29	597	20.6	48	0	0	0	0	0.0	0	0
2023	Chiefs	0	0	0.0	0	0	0	0	0	0.0	0	0
<b>NFL TOTALS</b>		<b>29</b>	<b>597</b>	<b>20.6</b>	<b>48</b>	<b>0</b>	<b>0</b>	<b>0</b>	<b>0</b>	<b>0.0</b>	<b>0</b>	<b>0</b>

ISIAH PACHECO'S NFL POSTSEASON RETURN STATISTICS

DATE	TEAM	KICKOFF RETURNS					PUNT RETURNS					
		RET.	YDS.	AVG.	LG	TD	NO.	FC	YDS.	AVG.	LG	TD
2022	Chiefs	2	45	22.5	23	0	0	0	0	0.0	0	0
<b>NFL TOTALS</b>		<b>2</b>	<b>45</b>	<b>22.5</b>	<b>23</b>	<b>0</b>	<b>0</b>	<b>0</b>	<b>0</b>	<b>0.0</b>	<b>0</b>	<b>0</b>

SINGLE-GAME HIGHS: RUSHING/RECEIVING

<p><b>Rush Attempts</b></p> <p>22 vs. L.A. Rams, Nov 27, 2022 20 at N.Y. Jets, Oct 01, 2023 16 vs. Denver, Oct 12, 2023 16 at Minnesota, Oct 08, 2023 16 vs. Jacksonville, Nov 13, 2022</p> <p><b>Rushing Yards</b></p> <p>115 at N.Y. Jets, Oct 01, 2023 107 at L.A. Chargers, Nov 20, 2022 86 at Houston, Dec 18, 2022 82 vs. Jacksonville, Nov 13, 2022 70 at Jacksonville, Sep 17, 2023 ...1 more at 70.</p> <p><b>Rushing Average</b></p> <p>8.0 at Las Vegas, Jan 07, 2023 7.1 at L.A. Chargers, Nov 20, 2022 5.8 at Jacksonville, Sep 17, 2023 5.8 at N.Y. Jets, Oct 01, 2023 5.7 at Houston, Dec 18, 2022 ...1 more at 5.7.</p> <p><b>Longest Runs</b></p> <p>48t at N.Y. Jets, Oct 01, 2023 31 at Jacksonville, Sep 17, 2023 31 at Las Vegas, Jan 07, 2023 28 at L.A. Chargers, Nov 20, 2022 22 at Arizona, Sep 11, 2022</p> <p><b>Rushing TDs</b></p> <p>1 at Minnesota, Oct 08, 2023 1 at N.Y. Jets, Oct 01, 2023 1 vs. Chicago, Sep 24, 2023 ...5 more at 1.</p> <p><b>Receptions</b></p> <p>6 vs. Denver, Oct 12, 2023 4 vs. Detroit, Sep 07, 2023 3 at N.Y. Jets, Oct 01, 2023 3 at Denver, Dec 11, 2022 2 vs. Chicago, Sep 24, 2023 ...3 more at 2.</p> <p><b>Receiving Yards</b></p> <p>43 at N.Y. Jets, Oct 01, 2023 36 vs. Denver, Oct 12, 2023 32 vs. Seattle, Dec 24, 2022 31 vs. Detroit, Sep 07, 2023 23 at Denver, Dec 11, 2022</p> <p><b>Receiving Average</b></p> <p>14.3 at N.Y. Jets, Oct 01, 2023 7.8 vs. Detroit, Sep 07, 2023 7.7 at Denver, Dec 11, 2022 6.0 vs. Denver, Oct 12, 2023</p>	<p><b>Longest Receptions</b></p> <p>33 at N.Y. Jets, Oct 01, 2023 32 vs. Seattle, Dec 24, 2022 17 at Denver, Dec 11, 2022 17 vs. L.A. Rams, Nov 27, 2022 16 at Cincinnati, Dec 04, 2022</p> <p><b>All-Purpose Yards</b></p> <p>198 at Cincinnati, Dec 04, 2022 169 at San Francisco, Oct 23, 2022 158 at N.Y. Jets, Oct 01, 2023 154 at Tampa Bay, Oct 02, 2022 144 at Houston, Dec 18, 2022</p> <p><b>Kickoff Returns</b></p> <p>5 at Cincinnati, Dec 04, 2022 5 at San Francisco, Oct 23, 2022 5 at Indianapolis, Sep 25, 2022 3 at Houston, Dec 18, 2022 ...2 more at 3.</p> <p><b>Kickoff Return Yards</b></p> <p>126 at San Francisco, Oct 23, 2022 116 at Cincinnati, Dec 04, 2022 94 at Indianapolis, Sep 25, 2022 91 at Tampa Bay, Oct 02, 2022 47 at Houston, Dec 18, 2022</p> <p><b>Longest Kickoff Return</b></p> <p>48 at San Francisco, Oct 23, 2022 44 at Cincinnati, Dec 04, 2022 42 at Tampa Bay, Oct 02, 2022 29 at Indianapolis, Sep 25, 2022 26 vs. Tennessee, Nov 06, 2022 ...1 more at 26.</p> <p><b>Kickoff Return Average</b></p> <p>30.3 at Tampa Bay, Oct 02, 2022 25.2 at San Francisco, Oct 23, 2022 23.2 at Cincinnati, Dec 04, 2022 18.8 at Indianapolis, Sep 25, 2022 15.7 at Houston, Dec 18, 2022</p> <p><b>Special Teams Tackles</b></p> <p>2 vs. L.A. Chargers, Sep 15, 2022 1 at San Francisco, Oct 23, 2022</p> <p><b>Most TDs</b></p> <p>1 at Minnesota, Oct 08, 2023 1 at N.Y. Jets, Oct 01, 2023 1 vs. Chicago, Sep 24, 2023 ...5 more at 1.</p>
--	---



SINGLE-GAME HIGHS - POSTSEASON: RUSHING/RECEIVING

<b>Rush Attempts</b>	15 at Philadelphia, Feb 12, 2023 12 vs. Jacksonville, Jan 21, 2023 10 vs. Cincinnati, Jan 29, 2023	<b>Receiving Average</b>	11.8 vs. Cincinnati, Jan 29, 2023
<b>Rushing Yards</b>	95 vs. Jacksonville, Jan 21, 2023 76 at Philadelphia, Feb 12, 2023 26 vs. Cincinnati, Jan 29, 2023	<b>Longest Receptions</b>	18 vs. Cincinnati, Jan 29, 2023 16 vs. Cincinnati, Jan 29, 2023 16 vs. Cincinnati, Jan 29, 2023 7 vs. Cincinnati, Jan 29, 2023 6 vs. Jacksonville, Jan 21, 2023
<b>Rushing Average</b>	7.9 vs. Jacksonville, Jan 21, 2023 5.1 at Philadelphia, Feb 12, 2023 2.6 vs. Cincinnati, Jan 29, 2023	<b>All-Purpose Yards</b>	130 vs. Cincinnati, Jan 29, 2023 101 vs. Jacksonville, Jan 21, 2023 76 at Philadelphia, Feb 12, 2023
<b>Longest Runs</b>	39 vs. Jacksonville, Jan 21, 2023 24 at Philadelphia, Feb 12, 2023 12 vs. Jacksonville, Jan 21, 2023 11 at Philadelphia, Feb 12, 2023 10 at Philadelphia, Feb 12, 2023	<b>Kickoff Returns</b>	2 vs. Cincinnati, Jan 29, 2023
<b>Rushing TDs</b>	1 at Philadelphia, Feb 12, 2023	<b>Kickoff Return Yards</b>	45 vs. Cincinnati, Jan 29, 2023
<b>Receptions</b>	5 vs. Cincinnati, Jan 29, 2023 1 vs. Jacksonville, Jan 21, 2023	<b>Longest Kickoff Return</b>	23 vs. Cincinnati, Jan 29, 2023 22 vs. Cincinnati, Jan 29, 2023
<b>Receiving Yards</b>	59 vs. Cincinnati, Jan 29, 2023 6 vs. Jacksonville, Jan 21, 2023	<b>Most TDs</b>	1 at Philadelphia, Feb 12, 2023

100-YARD RUSHING GAMES (2): REGULAR SEASON

DATE	TEAM	ATT.	YDS.	AVG.	LG	TD
11/20/22	at Chargers	15	107	7.1	28	0
10/01/23	at Jets	20	115	5.8	48t	1

2022 GAME-BY-GAME REGULAR-SEASON STATISTICS (CHIEFS)

DATE	OPPONENT	P/S	RUSHING					RECEIVING					W/L	SCORE
			NO.	YDS.	AVG.	LG	TD	NO.	YDS.	AVG.	LG	TD		
09/11	at Cardinals	P	12	62	5.2	22	1	0	0	0.0	0	0	W	44-21
09/15	Chargers	P	2	6	3.0	6	0	0	0	0.0	0	0	W	27-24
09/25	at Colts	P	3	9	3.0	5	0	0	0	0.0	0	0	L	17-20
10/02	at Buccaneers	P	11	63	5.7	9	0	0	0	0.0	0	0	W	41-31
10/10	Raiders	P	1	0	0.0	0	0	0	0	0.0	0	0	W	30-29
10/16	Bills	P	2	9	4.5	5	0	2	9	4.5	12	0	L	20-24
10/23	at 49ers	S	8	43	5.4	17	0	0	0	0.0	0	0	W	44-23
11/06	Titans	S	5	5	1.0	2	0	1	4	4.0	4	0	W	20-17+
11/13	Jaguars	S	16	82	5.1	13	0	0	0	0.0	0	0	W	27-17
11/20	at Chargers	S	15	107	7.1	28	0	0	0	0.0	0	0	W	30-27
11/27	Rams	S	22	69	3.1	9	1	1	17	17.0	17	0	W	26-10
12/04	at Bengals	S	14	66	4.7	16	1	2	16	8.0	16	0	L	24-27
12/11	at Broncos	S	13	70	5.4	10	0	3	23	7.7	17	0	W	34-28
12/18	at Texans	S	15	86	5.7	18	0	1	11	11.0	11	0	W	30-24+
12/24	Seahawks	S	14	58	4.1	8	0	1	32	32.0	32	0	W	24-10
01/01	Broncos	S	9	31	3.4	6	1	2	18	9.0	9	0	W	27-24
01/07	at Raiders	S	8	64	8.0	31	1	0	0	0.0	0	0	W	31-13
<b>2022 TOTALS</b>		<b>17-11</b>	<b>170</b>	<b>830</b>	<b>4.9</b>	<b>31</b>	<b>5</b>	<b>13</b>	<b>130</b>	<b>10.0</b>	<b>32</b>	<b>0</b>	<b>14-3</b>	

+ - Overtime

2023 GAME-BY-GAME REGULAR-SEASON STATISTICS (CHIEFS)

DATE	OPPONENT	P/S	RUSHING					RECEIVING					W/L	SCORE
			NO.	YDS.	AVG.	LG	TD	NO.	YDS.	AVG.	LG	TD		
09/07	Lions	P	8	23	2.9	7	0	4	31	7.8	10	0	L	20-21
09/17	at Jaguars	S	12	70	5.8	31	0	1	0	0.0	0	0	W	17-9
09/24	Bears	S	15	62	4.1	18	1	2	16	8.0	9	0	W	41-10
10/01	at Jets	S	20	115	5.8	48t	1	3	43	14.3	33	0	W	23-20
10/08	at Vikings	S	16	55	3.4	11	1	1	9	9.0	9	0	W	27-20
10/12	Broncos	S	16	62	3.9	15	0	6	36	6.0	9	0	W	19-8
<b>2023 TOTALS</b>		<b>6-5</b>	<b>87</b>	<b>387</b>	<b>4.4</b>	<b>48T</b>	<b>3</b>	<b>17</b>	<b>135</b>	<b>7.9</b>	<b>33</b>	<b>0</b>	<b>5-1</b>	

2022 GAME-BY-GAME POSTSEASON STATISTICS (CHIEFS)

DATE	OPPONENT	P/S	RUSHING					RECEIVING					W/L	SCORE
			NO.	YDS.	AVG.	LG	TD	NO.	YDS.	AVG.	LG	TD		
01/21	Jaguars	S	12	95	7.9	39	0	1	6	6.0	6	0	W	27-20
01/29	Bengals	S	10	26	2.6	6	0	5	59	11.8	18	0	W	23-20
02/12	at Eagles	S	15	76	5.1	24	1	0	0	0.0	0	0	W	38-35
<b>2022 TOTALS</b>		<b>3-3</b>	<b>37</b>	<b>197</b>	<b>5.3</b>	<b>39</b>	<b>1</b>	<b>6</b>	<b>65</b>	<b>10.8</b>	<b>18</b>	<b>0</b>	<b>3-0</b>	







# JUSTIN REID



**SAFETY #20**  
**STANFORD**

**6TH** YEAR IN THE NFL

**2ND** YEAR WITH THE CHIEFS

**HEIGHT:** 6'1"  
**WEIGHT:** 207 LBS  
**DRAFTED:** FA-22  
**BIRTHDAY:** 2/15/97

👁️ Sixth-year safety enters his second season with the Chiefs in 2023.

👁️ Originally entered the NFL as a third-round pick (68th overall) by the Houston Texans in the 2018 NFL Draft.

### Career Highlights:

👁️ Since entering the NFL in 2018, Reid owns the second-longest interception return in the league. He recorded a 101-yard interception return for a touchdown in his rookie year at

Washington (11/18/18).

👁️ Since 2018, Reid is second in the league in average return yards per interception among players with seven or more interceptions.

### Transactions:

Signed with Kansas City (3/18/22) ... Originally entered the NFL as a third-round pick (68th overall) by the Houston Texans in the 2018 NFL Draft.

## COLLEGE

Played three seasons at Stanford (Calif.) University (2015-17), where he recorded 179 total tackles (105 solo), 20 passes defensed, 10.5 tackles for loss, six interceptions, one fumble recovery and 1.0 sack in 39 career games played ... As a junior, ranked first among Pac-12 players and 11th nationally with five interceptions and compiled 99 total tackles (52 solo), 6.5 tackles for loss, 1.0 sack and six pass breakups, earning FWAA All-America second-team (defensive back) honors, AP All-America second-team (safety) honors, All-Pac-12 first-team honors, Pac-12 All-Academic second-team honors and was a Jim Thorpe Award semifinalist ... 14th among Pac-12 players with 7.1 tackles/game ... Played in 13 games as a sophomore and logged 57 tackles (37 solo), 4.0 tackles for loss and seven pass breakups, earning him All-Pac-12 honorable mention ... Saw action in 12 games as a true freshman and recorded 23 total tackles (16 solo), one interception and one pass breakup

## PERSONAL

👁️ Son of Eric Reid Sr. and Sharon Guillory-Reid.

👁️ Father ran track at LSU.

👁️ Mother was a tight end and defensive end for the Baton Rouge Wildcats of the Women's American Football League.

👁️ Brother, Eric, played football at LSU and was a first-round selection by the San Francisco 49ers.

👁️ Attended Dutchtown (La.) High School.

👁️ Earned All-State honors in 2013 and 2014.

👁️ Also lettered in track and field and soccer.

## JUSTIN REID'S NFL REGULAR SEASON DEFENSIVE STATISTICS

DATE	TEAM	GP	GS	TK	S	TACKLES					INTERCEPTIONS					O. FUMB					ST					MISC	
						A	TFL	YDS	SK	YDS	QBH	NO	YDS	LG	TD	PD	FF	FR	TD	YDS	TK	S	A	FF	FR	S	A
2018	Texans	16	12	81	64	17	2	6	0.0	0.0	1	3	128	101t	1	10	1	2	0	1	7	6	1	0	0	0	0
2019	Texans	15	15	78	57	21	1	0	0.0	0.0	1	2	55	37	0	5	0	1	0	0	0	0	0	0	0	0	0
2020	Texans	13	13	81	60	21	6	27	2.0	16.0	4	0	0	0	0	4	0	0	0	0	2	2	0	0	0	0	0
2021	Texans	13	13	64	39	25	2	2	0.0	0.0	0	2	45	24	0	4	1	0	0	0	2	2	0	0	0	0	0
2022	Chiefs	17	17	81	59	22	2	11	1.0	8.0	4	0	0	0	0	7	0	0	0	0	2	0	2	0	0	0	0
2023	Chiefs	6	6	29	23	6	1	3	1.0	3.0	3	1	11	11	0	5	1	0	0	0	0	0	0	0	0	0	0
<b>NFL TOTALS</b>		<b>80</b>	<b>76</b>	<b>414</b>	<b>302</b>	<b>112</b>	<b>14</b>	<b>49</b>	<b>4.0</b>	<b>27.0</b>	<b>13</b>	<b>8</b>	<b>239</b>	<b>101T</b>	<b>1</b>	<b>35</b>	<b>3</b>	<b>3</b>	<b>0</b>	<b>1</b>	<b>13</b>	<b>10</b>	<b>3</b>	<b>0</b>	<b>0</b>	<b>0</b>	<b>0</b>



JUSTIN REID'S NFL POSTSEASON DEFENSIVE STATISTICS

DATE	TEAM	GP	TACKLES								INTERCEPTIONS					O. FUMB			ST				MISC				
			GS	TK	S	A	TFL	YDS	SK	YDS	QBH	NO	YDS	LG	TD	PD	FF	FR	TD	YDS	TK	S	A	FF	FR	S	A
2018	Texans	1	1	3	2	1	0	0	0.0	0.0	0	0	0	0	0	2	0	0	0	0	0	0	0	0	0	0	0
2019	Texans	2	2	10	7	3	1	0	0.0	0.0	0	0	0	0	1	0	0	0	0	0	0	0	0	0	0	0	
2022	Chiefs	3	3	20	17	3	0	0	0.0	0.0	1	0	0	0	0	1	0	0	0	0	0	0	0	0	0	0	
<b>NFL TOTALS</b>		<b>6</b>	<b>6</b>	<b>33</b>	<b>26</b>	<b>7</b>	<b>1</b>	<b>0</b>	<b>0.0</b>	<b>0.0</b>	<b>1</b>	<b>0</b>	<b>0</b>	<b>0</b>	<b>4</b>	<b>0</b>	<b>0</b>	<b>0</b>	<b>0</b>	<b>0</b>	<b>0</b>	<b>0</b>	<b>0</b>	<b>0</b>	<b>0</b>	<b>0</b>	

SINGLE-GAME HIGHS: DEFENSIVE

<b>Total Tackles</b>	10 vs. L.A. Rams, Oct 31, 2021 10 vs. Baltimore, Sep 20, 2020 10 vs. Carolina, Sep 29, 2019 ...1 more at 10.	<b>Tackles For Loss</b>	3 vs. New England, Nov 22, 2020 2 at San Francisco, Jan 02, 2022 1 vs. Denver, Oct 12, 2023 1 at Las Vegas, Jan 07, 2023 1 at Houston, Dec 18, 2022 ...6 more at 1.
<b>Solo Tackles</b>	9 vs. Carolina, Sep 29, 2019 8 vs. Baltimore, Sep 20, 2020 8 at New Orleans, Sep 09, 2019 8 at Denver, Nov 04, 2018 7 at Minnesota, Oct 08, 2023 ...3 more at 7.	<b>Interceptions</b>	1 vs. Denver, Oct 12, 2023 1 at Cleveland, Sep 19, 2021 1 vs. Jacksonville, Sep 12, 2021 ...5 more at 1.
<b>Sacks</b>	1.0 vs. Denver, Oct 12, 2023 1.0 at Las Vegas, Jan 07, 2023 1.0 at Detroit, Nov 26, 2020 ...1 more at 1.0.	<b>Interception Return Yards</b>	101 at Washington, Nov 18, 2018 37 at Jacksonville, Nov 03, 2019 24 at Cleveland, Sep 19, 2021 21 vs. Jacksonville, Sep 12, 2021 21 vs. Miami, Oct 25, 2018
<b>Passes Defensed</b>	2 vs. Detroit, Sep 07, 2023 2 at Las Vegas, Jan 07, 2023 2 vs. Denver, Jan 01, 2023 ...3 more at 2.	<b>Special Teams Tackles</b>	2 at Arizona, Sep 11, 2022 2 vs. Indianapolis, Dec 09, 2018 1 vs. Indianapolis, Dec 05, 2021 1 at Arizona, Oct 24, 2021 ...7 more at 1.
<b>Forced Fumbles</b>	1 at Cleveland, Sep 19, 2021 1 vs. Cleveland, Dec 02, 2018	<b>Longest Opp Fumble Return</b>	1 at Denver, Nov 04, 2018
<b>Fumble Recoveries</b>	1 at Tampa Bay, Dec 21, 2019 1 at Philadelphia, Dec 23, 2018 1 at Denver, Nov 04, 2018		

SINGLE-GAME HIGHS - POSTSEASON: DEFENSIVE

<b>Total Tackles</b>	7 at Philadelphia, Feb 12, 2023 7 vs. Cincinnati, Jan 29, 2023 7 vs. Buffalo, Jan 04, 2020 6 vs. Jacksonville, Jan 21, 2023 3 at Kansas City, Jan 12, 2020 ...1 more at 3.	<b>Passes Defensed</b>	2 vs. Indianapolis, Jan 05, 2019 1 vs. Cincinnati, Jan 29, 2023 1 at Kansas City, Jan 12, 2020
<b>Solo Tackles</b>	7 vs. Cincinnati, Jan 29, 2023 5 at Philadelphia, Feb 12, 2023 5 vs. Jacksonville, Jan 21, 2023 4 vs. Buffalo, Jan 04, 2020 3 at Kansas City, Jan 12, 2020	<b>Tackles For Loss</b>	1 vs. Buffalo, Jan 04, 2020

2018 GAME-BY-GAME REGULAR-SEASON STATISTICS (TEXANS)

DATE	OPPONENT	P/S	TACKLES								INTERCEPTIONS					O. FUMB			ST				MISC		W/L	SCORE			
			TK	S	A	SK	YDS	TFL	YDS	QBH	NO	YDS	LG	TD	PD	FF	FR	TD	YDS	TK	S	A	FF	FR			S	A	
09/09	at Patriots	P	1	1	0	0.0	0.0	0	0	0	0	0	0	0	0	0	0	0	0	0	0	0	0	0	0	0	L	20-27	
09/16	at Titans	S	5	4	1	0.0	0.0	0	0	1	0	0	0	0	0	0	0	0	0	0	0	0	0	0	0	0	L	17-20	
09/23	Giants	P	3	3	0	0.0	0.0	0	0	0	0	0	0	0	0	0	0	0	0	1	1	0	0	0	0	0	L	22-27	
09/30	at Colts	P	5	4	1	0.0	0.0	0	0	0	0	0	0	1	0	0	0	0	0	0	0	0	0	0	0	0	W	37-34+	
10/07	Cowboys	P	6	5	1	0.0	0.0	0	0	0	1	6	6	0	1	0	0	0	0	0	0	0	0	0	0	0	W	19-16+	
10/14	Bills	S	4	3	1	0.0	0.0	0	0	0	0	0	0	0	0	0	0	0	0	0	0	0	0	0	0	0	W	20-13	
10/21	at Jaguars	S	5	5	0	0.0	0.0	0	0	0	0	0	0	0	0	0	0	0	0	0	0	0	0	0	0	0	W	20-7	
10/25	Dolphins	S	8	4	4	0.0	0.0	0	0	0	1	21	21	0	2	0	0	0	0	1	1	0	0	0	0	0	W	42-23	
11/04	at Broncos	S	9	8	1	0.0	0.0	0	0	0	0	0	0	0	0	1	0	1	0	1	1	0	0	0	0	0	W	19-17	
11/18	at Redskins	S	4	3	1	0.0	0.0	0	0	0	1	101	101	1	2	0	0	0	0	0	0	0	0	0	0	0	W	23-21	
11/26	Titans	S	3	2	1	0.0	0.0	1	5	0	0	0	0	0	0	0	0	0	0	0	0	0	0	0	0	0	W	34-17	
12/02	Browns	S	4	3	1	0.0	0.0	0	0	0	0	0	0	0	2	1	0	0	0	0	0	0	0	0	0	0	W	29-13	
12/09	Colts	S	7	6	1	0.0	0.0	1	1	0	0	0	0	0	0	0	0	0	0	2	1	1	0	0	0	0	L	21-24	
12/15	at Jets	S	6	5	1	0.0	0.0	0	0	0	0	0	0	0	0	0	0	0	0	0	0	0	0	0	0	0	W	29-22	
12/23	at Eagles	S	7	7	0	0.0	0.0	0	0	0	0	0	0	0	0	1	0	0	0	1	1	0	0	0	0	0	L	30-32	
12/30	Jaguars	S	4	1	3	0.0	0.0	0	0	0	0	0	0	0	1	0	0	0	0	1	1	0	0	0	0	0	W	20-3	
<b>2018 TOTALS</b>			<b>16-12</b>	<b>81</b>	<b>64</b>	<b>17</b>	<b>0.0</b>	<b>0.0</b>	<b>2</b>	<b>6</b>	<b>1</b>	<b>3</b>	<b>128</b>	<b>101T</b>	<b>1</b>	<b>10</b>	<b>1</b>	<b>2</b>	<b>0</b>	<b>1</b>	<b>7</b>	<b>6</b>	<b>1</b>	<b>0</b>	<b>0</b>	<b>0</b>	<b>0</b>	<b>0</b>	<b>11-5</b>

+ - Overtime



2019 GAME-BY-GAME REGULAR-SEASON STATISTICS (TEXANS)

DATE	OPPONENT	P/S	TACKLES								INTERCEPTIONS					O. FUMB				ST				MISC		W/L	SCORE
			TK	S	A	SK	YDS	TFL	YDS	QBH	NO	YDS	LG	TD	PD	FF	FR	TD	YDS	TK	S	A	FF	FR	S		
09/09	at Saints	S	10	8	2	0.0	0.0	0	0	0	0	0	0	0	0	0	0	0	0	0	0	0	0	0	0	L	28-30
09/15	Jaguars	S	4	2	2	0.0	0.0	0	0	0	0	0	0	0	0	0	0	0	0	0	0	0	0	0	0	W	13-12
09/22	at Chargers	S	9	7	2	0.0	0.0	1	0	0	0	0	0	0	0	0	0	0	0	0	0	0	0	0	0	W	27-20
09/29	Panthers	S	10	9	1	0.0	0.0	0	0	0	0	0	0	0	0	0	0	0	0	0	0	0	0	0	0	L	10-16
10/06	Falcons	S	8	3	5	0.0	0.0	0	0	0	0	0	0	0	0	0	0	0	0	0	0	0	0	0	0	W	53-32
10/13	at Chiefs	S	2	1	1	0.0	0.0	0	0	0	0	0	0	0	0	0	0	0	0	0	0	0	0	0	0	W	31-24
10/20	at Colts	S	1	1	0	0.0	0.0	0	0	0	0	0	0	0	0	0	0	0	0	0	0	0	0	0	0	L	23-30
10/27	Raiders	S	5	3	2	0.0	0.0	0	0	0	0	0	0	0	1	0	0	0	0	0	0	0	0	0	0	W	27-24
11/03	at Jaguars	S	2	2	0	0.0	0.0	0	0	0	1	37	37	0	1	0	0	0	0	0	0	0	0	0	0	W	26-3
11/17	at Ravens	S	3	3	0	0.0	0.0	0	0	0	0	0	0	0	0	0	0	0	0	0	0	0	0	0	0	L	7-41
11/21	Colts																								W	20-17	
12/01	Patriots	S	6	5	1	0.0	0.0	0	0	0	0	0	0	0	1	0	0	0	0	0	0	0	0	0	0	W	28-22
12/08	Broncos	S	6	2	4	0.0	0.0	0	0	1	0	0	0	0	0	0	0	0	0	0	0	0	0	0	0	L	24-38
12/15	at Titans	S	6	5	1	0.0	0.0	0	0	0	0	0	0	0	1	0	0	0	0	0	0	0	0	0	0	W	24-21
12/21	at Buccaneers	S	4	4	0	0.0	0.0	0	0	0	1	18	18	0	1	0	1	0	0	0	0	0	0	0	0	W	23-20
12/29	Titans	S	2	2	0	0.0	0.0	0	0	0	0	0	0	0	0	0	0	0	0	0	0	0	0	0	0	L	14-35
<b>2019 TOTALS</b>		<b>15-15</b>	<b>78</b>	<b>57</b>	<b>21</b>	<b>0.0</b>	<b>0.0</b>	<b>1</b>	<b>0</b>	<b>1</b>	<b>2</b>	<b>55</b>	<b>37</b>	<b>0</b>	<b>5</b>	<b>0</b>	<b>1</b>	<b>0</b>	<b>0</b>	<b>0</b>	<b>0</b>	<b>0</b>	<b>0</b>	<b>0</b>	<b>0</b>	<b>10-6</b>	

2020 GAME-BY-GAME REGULAR-SEASON STATISTICS (TEXANS)

DATE	OPPONENT	P/S	TACKLES								INTERCEPTIONS					O. FUMB				ST				MISC		W/L	SCORE
			TK	S	A	SK	YDS	TFL	YDS	QBH	NO	YDS	LG	TD	PD	FF	FR	TD	YDS	TK	S	A	FF	FR	S		
09/10	at Chiefs	S	5	5	0	0.0	0.0	0	0	0	0	0	0	0	1	0	0	0	0	0	0	0	0	0	0	L	20-34
09/20	Ravens	S	10	8	2	0.0	0.0	1	3	0	0	0	0	0	0	0	0	0	0	0	0	0	0	0	0	L	16-33
09/27	at Steelers	S	6	4	2	0.0	0.0	0	0	0	0	0	0	0	0	0	0	0	0	0	0	0	0	0	0	L	21-28
10/04	Vikings	S	5	4	1	0.0	0.0	0	0	0	0	0	0	0	0	0	0	0	0	0	0	0	0	0	0	L	23-31
10/11	Jaguars	S	7	6	1	0.0	0.0	0	0	0	0	0	0	0	0	0	0	0	0	0	0	0	0	0	0	W	30-14
10/18	at Titans	S	7	5	2	0.0	0.0	0	0	0	0	0	0	0	1	0	0	0	0	0	0	0	0	0	0	L	36-42+
10/25	Packers	S	4	2	2	0.0	0.0	0	0	0	0	0	0	0	0	0	0	0	0	0	0	0	0	0	0	L	20-35
11/08	at Jaguars	S	6	5	1	0.0	0.0	0	0	0	0	0	0	0	0	0	0	0	0	0	0	0	0	0	0	W	27-25
11/15	at Browns	S	4	2	2	0.0	0.0	0	0	0	0	0	0	0	0	0	0	0	0	0	0	0	0	0	0	L	7-10
11/22	Patriots	S	9	7	2	1.0	9.0	3	14	2	0	0	0	0	0	0	0	0	0	0	0	0	0	0	0	W	27-20
11/26	at Lions	S	8	5	3	1.0	7.0	1	7	2	0	0	0	0	1	0	0	0	0	0	0	0	0	0	0	W	41-25
12/06	Colts	S	7	6	1	0.0	0.0	1	3	0	0	0	0	0	0	0	0	0	0	1	1	0	0	0	0	L	20-26
12/13	at Bears	S	3	1	2	0.0	0.0	0	0	0	0	0	0	0	1	0	0	0	0	1	1	0	0	0	0	L	7-36
12/20	at Colts																								L	20-27	
12/27	Bengals																								L	31-37	
01/03	Titans																								L	38-41	
<b>2020 TOTALS</b>		<b>13-13</b>	<b>81</b>	<b>60</b>	<b>21</b>	<b>2.0</b>	<b>16.0</b>	<b>6</b>	<b>27</b>	<b>4</b>	<b>0</b>	<b>0</b>	<b>0</b>	<b>0</b>	<b>4</b>	<b>0</b>	<b>0</b>	<b>0</b>	<b>0</b>	<b>2</b>	<b>2</b>	<b>0</b>	<b>0</b>	<b>0</b>	<b>0</b>	<b>4-12</b>	

+ - Overtime

2021 GAME-BY-GAME REGULAR-SEASON STATISTICS (TEXANS)

DATE	OPPONENT	P/S	TACKLES								INTERCEPTIONS					O. FUMB				ST				MISC		W/L	SCORE	
			TK	S	A	SK	YDS	TFL	YDS	QBH	NO	YDS	LG	TD	PD	FF	FR	TD	YDS	TK	S	A	FF	FR	S			A
09/12	Jaguars	S	4	2	2	0.0	0.0	0	0	0	1	21	21	0	1	0	0	0	0	0	0	0	0	0	0	0	W	37-21
09/19	at Browns	S	4	4	0	0.0	0.0	0	0	0	1	24	24	0	1	1	0	0	0	0	0	0	0	0	0	L	21-31	
09/23	Panthers																									L	9-24	
10/03	at Bills	S	6	5	1	0.0	0.0	0	0	0	0	0	0	0	0	0	0	0	0	0	0	0	0	0	0	L	0-40	
10/10	Patriots	S	6	3	3	0.0	0.0	0	0	0	0	0	0	0	1	0	0	0	0	0	0	0	0	0	0	L	22-25	
10/17	at Colts	S	1	1	0	0.0	0.0	0	0	0	0	0	0	0	1	0	0	0	0	0	0	0	0	0	0	L	3-31	
10/24	at Cardinals	S	7	4	3	0.0	0.0	0	0	0	0	0	0	0	0	0	0	0	0	1	1	0	0	0	0	L	5-31	
10/31	Rams	S	10	5	5	0.0	0.0	0	0	0	0	0	0	0	0	0	0	0	0	0	0	0	0	0	0	L	22-38	
11/07	at Dolphins	S	1	1	0	0.0	0.0	0	0	0	0	0	0	0	0	0	0	0	0	0	0	0	0	0	0	L	9-17	
11/21	at Titans	S	2	1	1	0.0	0.0	0	0	0	0	0	0	0	0	0	0	0	0	0	0	0	0	0	0	W	22-13	
11/28	Jets																								L	14-21		
12/05	Colts	S	6	3	3	0.0	0.0	0	0	0	0	0	0	0	0	0	0	0	0	1	1	0	0	0	0	L	0-31	
12/12	Seahawks	S	4	2	2	0.0	0.0	0	0	0	0	0	0	0	0	0	0	0	0	0	0	0	0	0	0	L	13-33	
12/19	at Jaguars																								W	30-16		
12/26	Chargers	S	7	3	4	0.0	0.0	0	0	0	0	0	0	0	0	0	0	0	0	0	0	0	0	0	0	W	41-29	
01/02	at 49ers																								L	7-23		
01/09	Titans																								L	25-28		
<b>2021 TOTALS</b>		<b>12-12</b>	<b>58</b>	<b>34</b>	<b>24</b>	<b>0.0</b>	<b>0.0</b>	<b>0</b>	<b>0</b>	<b>0</b>	<b>2</b>	<b>45</b>	<b>24</b>	<b>0</b>	<b>4</b>	<b>1</b>	<b>0</b>	<b>0</b>	<b>0</b>	<b>2</b>	<b>2</b>	<b>0</b>	<b>0</b>	<b>0</b>	<b>0</b>	<b>4-13</b>		



2022 GAME-BY-GAME REGULAR-SEASON STATISTICS (CHIEFS)

DATE	OPPONENT	P/S	TACKLES								INTERCEPTIONS					O. FUMB				ST				MISC		W/L	SCORE			
			TK	S	A	SK	YDS	TFL	YDS	QBH	NO	YDS	LG	TD	PD	FF	FR	TD	YDS	TK	S	A	FF	FR	S			A		
09/11	at Cardinals	S	2	2	0	0.0	0.0	0	0	0	0	0	0	0	0	0	0	0	2	0	2	0	0	0	0	W	44-21			
09/15	Chargers	S	4	3	1	0.0	0.0	0	0	0	0	0	0	0	1	0	0	0	0	0	0	0	0	0	0	W	27-24			
09/25	at Colts	S	6	2	4	0.0	0.0	0	0	2	0	0	0	0	0	0	0	0	0	0	0	0	0	0	0	L	17-20			
10/02	at Buccaneers	S	5	3	2	0.0	0.0	0	0	0	0	0	0	0	0	0	0	0	0	0	0	0	0	0	0	W	41-31			
10/10	Raiders	S	4	4	0	0.0	0.0	0	0	0	0	0	0	0	0	0	0	0	0	0	0	0	0	0	0	W	30-29			
10/16	Bills	S	5	3	2	0.0	0.0	0	0	0	0	0	0	0	1	0	0	0	0	0	0	0	0	0	0	L	20-24			
10/23	at 49ers	S	7	5	2	0.0	0.0	0	0	0	0	0	0	0	0	0	0	0	0	0	0	0	0	0	0	W	44-23			
11/06	Titans	S	3	3	0	0.0	0.0	0	0	0	0	0	0	0	0	0	0	0	0	0	0	0	0	0	0	W	20-17+			
11/13	Jaguars	S	7	4	3	0.0	0.0	0	0	0	0	0	0	0	0	0	0	0	0	0	0	0	0	0	0	W	27-17			
11/20	at Chargers	S	4	4	0	0.0	0.0	0	0	0	0	0	0	0	0	0	0	0	0	0	0	0	0	0	0	W	30-27			
11/27	Rams	S	3	3	0	0.0	0.0	0	0	0	0	0	0	0	0	0	0	0	0	0	0	0	0	0	0	W	26-10			
12/04	at Bengals	S	4	3	1	0.0	0.0	0	0	0	0	0	0	0	0	0	0	0	0	0	0	0	0	0	0	L	24-27			
12/11	at Broncos	S	4	3	1	0.0	0.0	0	0	0	0	0	0	0	0	0	0	0	0	0	0	0	0	0	0	W	34-28			
12/18	at Texans	S	6	6	0	0.0	0.0	1	3	0	0	0	0	0	1	0	0	0	0	0	0	0	0	0	0	W	30-24+			
12/24	Seahawks	S	8	5	3	0.0	0.0	0	0	0	0	0	0	0	0	0	0	0	0	0	0	0	0	0	0	W	24-10			
01/01	Broncos	S	3	1	2	0.0	0.0	0	0	1	0	0	0	0	2	0	0	0	0	0	0	0	0	0	0	W	27-24			
01/07	at Raiders	S	6	5	1	1.0	8.0	1	8	1	0	0	0	0	2	0	0	0	0	0	0	0	0	0	0	W	31-13			
<b>2022 TOTALS</b>		<b>17-17</b>	<b>81</b>	<b>59</b>	<b>22</b>	<b>1.0</b>	<b>8.0</b>	<b>2</b>	<b>11</b>	<b>4</b>	<b>0</b>	<b>0</b>	<b>0</b>	<b>0</b>	<b>7</b>	<b>0</b>	<b>0</b>	<b>0</b>	<b>0</b>	<b>2</b>	<b>0</b>	<b>2</b>	<b>0</b>	<b>0</b>	<b>0</b>	<b>0</b>	<b>0</b>	<b>0</b>	<b>0</b>	<b>14-3</b>

+ - Overtime

2023 GAME-BY-GAME REGULAR-SEASON STATISTICS (CHIEFS)

DATE	OPPONENT	P/S	TACKLES								INTERCEPTIONS					O. FUMB				ST				MISC		W/L	SCORE			
			TK	S	A	SK	YDS	TFL	YDS	QBH	NO	YDS	LG	TD	PD	FF	FR	TD	YDS	TK	S	A	FF	FR	S			A		
09/07	Lions	S	6	4	2	0.0	0.0	0	0	0	0	0	0	0	2	0	0	0	0	0	0	0	0	0	0	L	20-21			
09/17	at Jaguars	S	6	5	1	0.0	0.0	0	0	0	0	0	0	0	0	0	0	0	0	0	0	0	0	0	0	W	17-9			
09/24	Bears	S	2	1	1	0.0	0.0	0	0	0	0	0	0	0	1	0	0	0	0	0	0	0	0	0	0	W	41-10			
10/01	at Jets	S	2	2	0	0.0	0.0	0	0	2	0	0	0	0	0	0	0	0	0	0	0	0	0	0	0	W	23-20			
10/08	at Vikings	S	8	7	1	0.0	0.0	0	0	0	0	0	0	0	1	1	0	0	0	0	0	0	0	0	0	W	27-20			
10/12	Broncos	S	5	4	1	1.0	3.0	1	3	1	1	11	11	0	1	0	0	0	0	0	0	0	0	0	0	W	19-8			
<b>2023 TOTALS</b>		<b>6-6</b>	<b>29</b>	<b>23</b>	<b>6</b>	<b>1.0</b>	<b>3.0</b>	<b>1</b>	<b>3</b>	<b>3</b>	<b>1</b>	<b>11</b>	<b>11</b>	<b>0</b>	<b>5</b>	<b>1</b>	<b>0</b>	<b>0</b>	<b>0</b>	<b>0</b>	<b>0</b>	<b>0</b>	<b>0</b>	<b>0</b>	<b>0</b>	<b>0</b>	<b>0</b>	<b>0</b>	<b>0</b>	<b>5-1</b>

2018 GAME-BY-GAME POSTSEASON STATISTICS (TEXANS)

DATE	OPPONENT	P/S	TACKLES								INTERCEPTIONS					O. FUMB				ST				MISC		W/L	SCORE			
			TK	S	A	SK	YDS	TFL	YDS	QBH	NO	YDS	LG	TD	PD	FF	FR	TD	YDS	TK	S	A	FF	FR	S			A		
01/05	Colts	S	3	2	1	0.0	0.0	0	0	0	0	0	0	0	2	0	0	0	0	0	0	0	0	0	0	L	7-21			
<b>2018 TOTALS</b>		<b>1-1</b>	<b>3</b>	<b>2</b>	<b>1</b>	<b>0.0</b>	<b>0.0</b>	<b>0</b>	<b>0</b>	<b>0</b>	<b>0</b>	<b>0</b>	<b>0</b>	<b>0</b>	<b>2</b>	<b>0</b>	<b>0</b>	<b>0</b>	<b>0</b>	<b>0</b>	<b>0</b>	<b>0</b>	<b>0</b>	<b>0</b>	<b>0</b>	<b>0</b>	<b>0</b>	<b>0</b>	<b>0</b>	<b>0-1</b>

2019 GAME-BY-GAME POSTSEASON STATISTICS (TEXANS)

DATE	OPPONENT	P/S	TACKLES								INTERCEPTIONS					O. FUMB				ST				MISC		W/L	SCORE			
			TK	S	A	SK	YDS	TFL	YDS	QBH	NO	YDS	LG	TD	PD	FF	FR	TD	YDS	TK	S	A	FF	FR	S			A		
01/04	Bills	S	7	4	3	0.0	0.0	1	0	0	0	0	0	0	0	0	0	0	0	0	0	0	0	0	0	W	22-19+			
01/12	at Chiefs	S	3	3	0	0.0	0.0	0	0	0	0	0	0	0	1	0	0	0	0	0	0	0	0	0	0	L	31-51			
<b>2019 TOTALS</b>		<b>2-2</b>	<b>10</b>	<b>7</b>	<b>3</b>	<b>0.0</b>	<b>0.0</b>	<b>1</b>	<b>0</b>	<b>0</b>	<b>0</b>	<b>0</b>	<b>0</b>	<b>0</b>	<b>1</b>	<b>0</b>	<b>0</b>	<b>0</b>	<b>0</b>	<b>0</b>	<b>0</b>	<b>0</b>	<b>0</b>	<b>0</b>	<b>0</b>	<b>0</b>	<b>0</b>	<b>0</b>	<b>0</b>	<b>1-1</b>

+ - Overtime

2022 GAME-BY-GAME POSTSEASON STATISTICS (CHIEFS)


DATE	OPPONENT	P/S	TACKLES								INTERCEPTIONS					O. FUMB				ST				MISC		W/L	SCORE			
			TK	S	A	SK	YDS	TFL	YDS	QBH	NO	YDS	LG	TD	PD	FF	FR	TD	YDS	TK	S	A	FF	FR	S			A		
01/21	Jaguars	S	6	5	1	0.0	0.0	0	0	1	0	0	0	0	0	0	0	0	0	0	0	0	0	0	0	W	27-20			
01/29	Bengals	S	7	7	0	0.0	0.0	0	0	0	0	0	0	0	1	0	0	0	0	0	0	0	0	0	0	W	23-20			
02/12	at Eagles	S	7	5	2	0.0	0.0	0	0	0	0	0	0	0	0	0	0	0	0	0	0	0	0	0	0	W	38-35			
<b>2022 TOTALS</b>		<b>3-3</b>	<b>20</b>	<b>17</b>	<b>3</b>	<b>0.0</b>	<b>0.0</b>	<b>0</b>	<b>0</b>	<b>1</b>	<b>0</b>	<b>0</b>	<b>0</b>	<b>0</b>	<b>1</b>	<b>0</b>	<b>0</b>	<b>0</b>	<b>0</b>	<b>0</b>	<b>0</b>	<b>0</b>	<b>0</b>	<b>0</b>	<b>0</b>	<b>0</b>	<b>0</b>	<b>0</b>	<b>0</b>	<b>3-0</b>





# RASHEE RICE

**WIDE RECEIVER #4**  
**SMU**



**ROOKIE**

**HEIGHT:** 6'1"  
**WEIGHT:** 204 LBS  
**DRAFTED:** D2-23  
**BIRTHDAY:** 4/22/00

👁️ Rookie wide receiver enters his first season with the Chiefs in 2023.

👁️ Originally entered the NFL as a second-round pick (55th overall) by the Kansas City Chiefs in the 2023 NFL Draft.

**Transactions:**

Originally entered the NFL as a second-round pick (55th overall) by the Kansas City Chiefs in the 2023 NFL Draft.

### COLLEGE

Played in 44 games and started 33 for the Mustangs ... In four years (2019-22), Rice hauled in 233 passes for 3,111 yards and 25 touchdowns ... Led the FBS in receiving yards per game (112.9) in 2022 ... His 1,355 receiving yards (third) and 8.0 receptions per game (fifth) were top five in the nation during his senior year (2022) ... In 2022, was 13th nationally with 10 receiving TDs ... Left SMU holding the single-season receiving yard record (1,355 yards in 2022) ... Received the following awards and honors: 2022 AP All-America second-team, 2022 Reese's Senior Bowl Invite, 2022 Biletnikoff Award Semifinalist, 2022 Earl Campbell Tyler Rose Award Semifinalist, 2022 Pro Football Focus second-team All-American and All-AAC first-team, 2022 All-AAC first-team, 2022 Reese's Senior Bowl All-American Offensive Team, 2022 ESPN Top 100: No. 70, 2022 PFF The Athletic Midseason All-American: second-team, 2022 DCTF All-Texas first-team, 2022 Pro Football Focus Midseason All-American: second-team, 2022 Cajun Bowl Invite, 2022 Phil Steele All-America and All-AAC first-teams, 2022 East-West Shrine Bowl Breakout Offensive Player (Oct. 31), 2022 AAC Weekly Honor Roll (Nov. 28, Oct. 31, Sept. 12), 2022 Earl Campbell Tyler Rose Award Honorable Mention (Nov. 1, Sept. 13, Sept. 6), 2022 Senior Bowl Watch List, 2021 All-AAC Honorable Mention, 2021 Biletnikoff Award Watch List, 2021 PFF All-AAC second-team, 2021 Phil Steele All-AAC third-team, 2021 Earl Campbell Tyler Rose Award Honorable Mention (Sept. 21), 2020 Dave Campbell's All-Texas College second-team and 2020 Biletnikoff Award Watch List.

### PERSONAL

- 👁️ A three-star recruit by 247sports.com and Rivals.com.
- 👁️ Had 51 receptions for 841 yards and five TDs in 2018.
- 👁️ Registered 72 catches, 1,386 yards and 19 TDs in 2017.
- 👁️ Was named first-team All-District as a junior.
- 👁️ Team went 11-3 and advanced to the 5A D2 Quarterfinals in 2017.
- 👁️ Received offers from Washington State, Houston, Virginia, Texas Tech, Northwestern, Tulsa, UConn and others.

### RASHEE RICE'S NFL REGULAR SEASON RUSHING/RECEIVING STATISTICS

DATE	TEAM	GP	GS	RECEIVING					RUSHING				
				NO.	YDS.	AVG.	LG	TD	NO.	YDS.	AVG.	LG	TD
2023	Chiefs	6	0	21	245	11.7	28	2	1	-3	-3.0	-3	0
<b>NFL TOTALS</b>		<b>6</b>	<b>0</b>	<b>21</b>	<b>245</b>	<b>11.7</b>	<b>28</b>	<b>2</b>	<b>1</b>	<b>-3</b>	<b>-3.0</b>	<b>0</b>	<b>0</b>

### RASHEE RICE'S NFL REGULAR SEASON RETURN STATISTICS

DATE	TEAM	KICKOFF RETURNS					PUNT RETURNS					
		RET.	YDS.	AVG.	LG	TD	NO.	FC	YDS.	AVG.	LG	TD
2023	Chiefs	0	0	0.0	0	0	0	0	0	0.0	0	0
<b>NFL TOTALS</b>		<b>0</b>	<b>0</b>	<b>0.0</b>	<b>0</b>	<b>0</b>	<b>0</b>	<b>0</b>	<b>0</b>	<b>0.0</b>	<b>0</b>	<b>0</b>



SINGLE-GAME HIGHS: RECEIVING

**Receptions**

5 vs. Chicago, Sep 24, 2023  
 4 vs. Denver, Oct 12, 2023  
 4 at Minnesota, Oct 08, 2023  
 3 at N.Y. Jets, Oct 01, 2023

**Receiving Yards**

72 vs. Denver, Oct 12, 2023  
 59 vs. Chicago, Sep 24, 2023  
 33 at Minnesota, Oct 08, 2023  
 32 at N.Y. Jets, Oct 01, 2023  
 29 vs. Detroit, Sep 07, 2023

**Receiving Average**

18.0 vs. Denver, Oct 12, 2023  
 11.8 vs. Chicago, Sep 24, 2023  
 10.7 at N.Y. Jets, Oct 01, 2023  
 9.7 vs. Detroit, Sep 07, 2023  
 8.3 at Minnesota, Oct 08, 2023

**Longest Receptions**

28 vs. Denver, Oct 12, 2023  
 25 vs. Detroit, Sep 07, 2023  
 23 vs. Denver, Oct 12, 2023  
 18 at N.Y. Jets, Oct 01, 2023  
 15 vs. Chicago, Sep 24, 2023  
 ...1 more at 15.

**Receiving TDs**

1 at Minnesota, Oct 08, 2023  
 1 vs. Detroit, Sep 07, 2023

**All-Purpose Yards**

72 vs. Denver, Oct 12, 2023  
 59 vs. Chicago, Sep 24, 2023  
 33 at Minnesota, Oct 08, 2023  
 32 at N.Y. Jets, Oct 01, 2023  
 26 vs. Detroit, Sep 07, 2023

**Most TDs**

1 at Minnesota, Oct 08, 2023  
 1 vs. Detroit, Sep 07, 2023

**Miscellaneous Tackles**

2 vs. Chicago, Sep 24, 2023

2023 GAME-BY-GAME REGULAR-SEASON STATISTICS (CHIEFS)

DATE	OPPONENT	P/S	RECEIVING					RUSHING					W/L	SCORE
			NO.	YDS.	AVG.	LG	TD	NO.	YDS.	AVG.	LG	TD		
09/07	Lions	P	3	29	9.7	25	1	1	-3	-3.0	-3	0	L	20-21
09/17	at Jaguars	P	2	20	10.0	15	0	0	0	0.0	0	0	W	17-9
09/24	Bears	P	5	59	11.8	15	0	0	0	0.0	0	0	W	41-10
10/01	at Jets	P	3	32	10.7	18	0	0	0	0.0	0	0	W	23-20
10/08	at Vikings	P	4	33	8.3	13	1	0	0	0.0	0	0	W	27-20
10/12	Broncos	P	4	72	18.0	28	0	0	0	0.0	0	0	W	19-8
<b>2023 TOTALS</b>		<b>6-0</b>	<b>21</b>	<b>245</b>	<b>11.7</b>	<b>28</b>	<b>2</b>	<b>1</b>	<b>-3</b>	<b>-3.0</b>	<b>-3</b>	<b>0</b>	<b>5-1</b>	





# JUSTYN ROSS



**WIDE RECEIVER #8**  
**CLEMSON**

**2ND** YEAR IN THE NFL

**2ND** YEAR WITH THE CHIEFS

**HEIGHT:** 6'4"  
**WEIGHT:** 210 LBS  
**DRAFTED:** CFA-22  
**BIRTHDAY:** 12/15/99

- Second-year wide receiver enters his second season with the Chiefs in 2023.
- Originally entered the NFL as an undrafted free agent with the Kansas City Chiefs in 2022.

### Transactions:

Originally entered the NFL as an undrafted free agent with the Kansas City Chiefs in 2022.

### COLLEGE

Played three seasons at Clemson (2018-19, 21) ... Played in 39 games, logging 158 catches for 2,379 yards and 20 touchdowns ... Made an inspiring comeback from a career-threatening spinal condition and was named one of two recipients of the ACC's Brian Piccolo Award, which is presented annually to the conference's most courageous player(s) ... Recorded team highs in receptions (46) and receiving yards (514) while adding three receiving touchdowns over 471 snaps in 10 games (all starts) ... voted as a permanent team captain his senior year.

### PERSONAL

- Had 37 receptions for 730 yards and 13 touchdowns as a senior, leading his team to a 12-1 record and the state semifinals.
- Had 14 punt returns for 383 yards and two touchdowns as a senior.
- AAAAAAA back-of-the-year, first-team All-State and finalist for Mr. Football as a senior.
- Played basketball at Central High School.

### JUSTYN ROSS' NFL REGULAR SEASON RUSHING/RECEIVING STATISTICS

DATE	TEAM	GP	GS	RECEIVING					RUSHING				
				NO.	YDS.	AVG.	LG	TD	NO.	YDS.	AVG.	LG	TD
2022	Chiefs	0	0	0	0	0.0	0	0	0	0	0.0	0	0
2023	Chiefs	6	0	3	34	11.3	20	0	0	0	0.0	0	0
<b>NFL TOTALS</b>		<b>6</b>	<b>0</b>	<b>3</b>	<b>34</b>	<b>11.3</b>	<b>20</b>	<b>0</b>	<b>0</b>	<b>0</b>	<b>0.0</b>	<b>0</b>	<b>0</b>

### JUSTYN ROSS' NFL POSTSEASON RUSHING/RECEIVING STATISTICS

DATE	TEAM	GP	GS	RECEIVING					RUSHING				
				NO.	YDS.	AVG.	LG	TD	NO.	YDS.	AVG.	LG	TD
2022	Chiefs	0	0	0	0	0.0	0	0	0	0	0.0	0	0
<b>NFL TOTALS</b>		<b>0</b>	<b>0</b>	<b>0</b>	<b>0</b>	<b>0.0</b>	<b>0</b>	<b>0</b>	<b>0</b>	<b>0</b>	<b>0.0</b>	<b>0</b>	<b>0</b>

### JUSTYN ROSS' NFL REGULAR SEASON RETURN STATISTICS

DATE	TEAM	KICKOFF RETURNS					PUNT RETURNS					
		RET.	YDS.	AVG.	LG	TD	NO.	FC	YDS.	AVG.	LG	TD
2022	Chiefs	0	0	0.0	0	0	0	0	0	0.0	0	0
2023	Chiefs	0	0	0.0	0	0	0	0	0	0.0	0	0
<b>NFL TOTALS</b>		<b>0</b>	<b>0</b>	<b>0.0</b>	<b>0</b>	<b>0</b>	<b>0</b>	<b>0</b>	<b>0</b>	<b>0.0</b>	<b>0</b>	<b>0</b>

### JUSTYN ROSS' NFL POSTSEASON RETURN STATISTICS

DATE	TEAM	KICKOFF RETURNS					PUNT RETURNS					
		RET.	YDS.	AVG.	LG	TD	NO.	FC	YDS.	AVG.	LG	TD
2022	Chiefs	0	0	0.0	0	0	0	0	0	0.0	0	0
<b>NFL TOTALS</b>		<b>0</b>	<b>0</b>	<b>0.0</b>	<b>0</b>	<b>0</b>	<b>0</b>	<b>0</b>	<b>0</b>	<b>0.0</b>	<b>0</b>	<b>0</b>



SINGLE-GAME HIGHS: RECEIVING

**Receptions**

2 at Minnesota, Oct 08, 2023  
1 vs. Detroit, Sep 07, 2023

**Longest Receptions**

20 at Minnesota, Oct 08, 2023  
8 at Minnesota, Oct 08, 2023  
6 vs. Detroit, Sep 07, 2023

**Receiving Yards**

28 at Minnesota, Oct 08, 2023  
6 vs. Detroit, Sep 07, 2023

**All-Purpose Yards**

28 at Minnesota, Oct 08, 2023  
6 vs. Detroit, Sep 07, 2023

2022 GAME-BY-GAME REGULAR-SEASON STATISTICS (CHIEFS)

DATE	OPPONENT	P/S	RECEIVING					RUSHING					W/L	SCORE
			NO.	YDS.	AVG.	LG	TD	NO.	YDS.	AVG.	LG	TD		
09/11	at Cardinals												W	44-21
09/15	Chargers												W	27-24
09/25	at Colts												L	17-20
10/02	at Buccaneers												W	41-31
10/10	Raiders												W	30-29
10/16	Bills												L	20-24
10/23	at 49ers												W	44-23
11/06	Titans												W	20-17+
11/13	Jaguars												W	27-17
11/20	at Chargers												W	30-27
11/27	Rams												W	26-10
12/04	at Bengals												L	24-27
12/11	at Broncos												W	34-28
12/18	at Texans												W	30-24+
12/24	Seahawks												W	24-10
01/01	Broncos												W	27-24
01/07	at Raiders												W	31-13
<b>2022 TOTALS</b>		<b>0-0</b>	<b>0</b>	<b>0</b>	<b>0.0</b>	<b>0</b>	<b>0</b>	<b>0</b>	<b>0</b>	<b>0.0</b>	<b>0</b>	<b>0</b>	<b>14-3</b>	

+ - Overtime

2023 GAME-BY-GAME REGULAR-SEASON STATISTICS (CHIEFS)

DATE	OPPONENT	P/S	RECEIVING					RUSHING					W/L	SCORE
			NO.	YDS.	AVG.	LG	TD	NO.	YDS.	AVG.	LG	TD		
09/07	Lions	P	1	6	6.0	6	0	0	0	0.0	0	0	L	20-21
09/17	at Jaguars	P	0	0	0.0	0	0	0	0	0.0	0	0	W	17-9
09/24	Bears	P	0	0	0.0	0	0	0	0	0.0	0	0	W	41-10
10/01	at Jets	P	0	0	0.0	0	0	0	0	0.0	0	0	W	23-20
10/08	at Vikings	P	2	28	14.0	20	0	0	0	0.0	0	0	W	27-20
10/12	Broncos	P	0	0	0.0	0	0	0	0	0.0	0	0	W	19-8
<b>2023 TOTALS</b>		<b>6-0</b>	<b>3</b>	<b>34</b>	<b>11.3</b>	<b>20</b>	<b>0</b>	<b>0</b>	<b>0</b>	<b>0.0</b>	<b>0</b>	<b>0</b>	<b>5-1</b>	

2022 GAME-BY-GAME POSTSEASON STATISTICS (CHIEFS)

DATE	OPPONENT	P/S	RECEIVING					RUSHING					W/L	SCORE
			NO.	YDS.	AVG.	LG	TD	NO.	YDS.	AVG.	LG	TD		
01/21	Jaguars												W	27-20
01/29	Bengals												W	23-20
02/12	at Eagles												W	38-35
<b>2022 TOTALS</b>		<b>0-0</b>	<b>0</b>	<b>0</b>	<b>0.0</b>	<b>0</b>	<b>0</b>	<b>0</b>	<b>0</b>	<b>0.0</b>	<b>0</b>	<b>0</b>	<b>3-0</b>	








# DONOVAN SMITH



**TACKLE #79**  
**PENN STATE**



**9TH** YEAR IN THE NFL

**1ST** YEAR WITH THE CHIEFS

**HEIGHT:** 6'6"  
**WEIGHT:** 338 LBS  
**DRAFTED:** FA-23  
**BIRTHDAY:** 6/23/93

👁️ Ninth-year offensive tackle enters his first season with the Chiefs in 2023.

👁️ Originally entered the NFL as a second-round pick (34th overall) by the Tampa Bay Buccaneers in the 2015 NFL Draft.

### Career Highlights:

👁️ Started 15 games in 2020 and was part of an offensive line that allowed a sack on 3.51 percent of all pass attempts, the second-lowest mark in the NFL and the second-lowest mark in a season in team history. Helped block for an offense that ranked second in passing yards per game (289.1), third in points per game (30.8), seventh in yards per game (384.1) and seventh in yards per play (6.04).

👁️ In 2019, started 15 games at left tackle as part of an offensive line that helped guide an offense that averaged 28.6 points per game, the third-highest mark in the league, posting 397.9 yards per game, the third-highest mark in the NFL, with 302.8 passing yards per game, the best mark in the NFL. The team's 458 points scored are a franchise record.

👁️ In 2018, was part of an offensive line that helped block for an offense that led the NFL in passing yards per game (320.3), while ranking third in total yards per game (415.5) and fourth

in yards per play (6.30). Tampa Bay's offense set team records in net yards (6,648), passing yards (5,125), points scored (396) and first downs (388). The team's 5,125 passing yards are the fourth-most in a season in NFL history.

👁️ In 2015, helped block for an offense that finished the season ranked fifth in the league in total offense (375.9 ypg) and fifth in rushing (134.9 ypg), while tying for the league lead in rushing average (4.8).

👁️ Part of a 2015 unit that helped the offense to a then-franchise-record 6,014 net yards on the year, while also recording 2,162 rushing yards for the second-most in a single season in team history.

👁️ Started at Detroit (12/26/20), helping the Buccaneers total a team-record 588 yards of total offense.

### Honors:

👁️ 2015 PFWA All-Rookie Team.

### Transactions:

Signed with Kansas City (5/3/23) ... Originally entered the NFL as a second-round pick (34th overall) by the Tampa Bay Buccaneers in the 2015 NFL Draft.

## COLLEGE

Started 31-of-32 career games played at Penn State (2011-14) ... Played in the 2015 Senior Bowl ... Named first-team preseason All-Big Ten by USA Today and Lindy's, while earning second-team preseason all-conference honors from Athlon Sports and Phil Steele his junior campaign ... Part of an offense that put together a school-record 454 passing yards against UCF in 2014 ... In 2013, was an honorable mention All-Big Ten choice and blocked for Big Ten Freshman-of-the-Year, quarterback Christian Hackenberg, who set 12 school freshman records ... Helped block for a Penn State squad that led the Big Ten in total offense (437.0 yards per game) in conference play, while ranking second in scoring offense (32.6 points per game) and passing offense (283.1 yards per game) against Big Ten opponents as a freshman in 2012 ... Selected to ESPN.com Big Ten All-Freshman team in 2012.

## PERSONAL

👁️ He appeared as a human canvas on the eighth season of Spike TV's Ink Master.

👁️ Smith was a first-team all-state and Baltimore Sun first-team all-met selection for coach Steve Lurz at Owings Mills High School.

👁️ He did not allow a sack as a junior or senior and also was a standout defensive lineman.

👁️ Smith played in the 2011 U.S. Army All-American Bowl and was rated a four-star recruit by 24/7sports.com.

👁️ Full name is Donovan Cole Smith.

👁️ He is the son of Sharon Thomas.

👁️ He has three sisters, Danielle and Tamika Thomas and Ebony Smith, and one brother, Dwayne Thomas.

👁️ He enjoys listening to music, reading, cooking, fishing, playing video games and watching stand-up comedy.

👁️ He is studying criminology and is interested in becoming an FBI agent or detective.



## DONOVAN SMITH'S NFL REGULAR SEASON STATISTICS

DATE	TEAM	GP	GS
2015	Buccaneers	16	16
2016	Buccaneers	16	16
2017	Buccaneers	16	16
2018	Buccaneers	16	16
2019	Buccaneers	15	15
2020	Buccaneers	15	15
2021	Buccaneers	17	17
2022	Buccaneers	13	13
2023	Chiefs	6	6
<b>NFL TOTALS</b>		<b>130</b>	<b>130</b>

## DONOVAN SMITH'S NFL POSTSEASON STATISTICS

DATE	TEAM	GP	GS
2020	Buccaneers	4	4
2021	Buccaneers	2	2
2022	Buccaneers	1	1
<b>NFL TOTALS</b>		<b>7</b>	<b>7</b>

### 2015 GAME-BY-GAME REGULAR-SEASON STATISTICS (BUCCANEERS)

DATE	OPPONENT	P/S	W/L	SCORE
09/13	Titans	S	L	14-42
09/20	at Saints	S	W	26-19
09/27	at Texans	S	L	9-19
10/04	Panthers	S	L	23-37
10/11	Jaguars	S	W	38-31
10/25	at Redskins	S	L	30-31
11/01	at Falcons	S	W	23-20+
11/08	Giants	S	L	18-32
11/15	Cowboys	S	W	10-6
11/22	at Eagles	S	W	45-17
11/29	at Colts	S	L	12-25
12/06	Falcons	S	W	23-19
12/13	Saints	S	L	17-24
12/17	at Rams	S	L	23-31
12/27	Bears	S	L	21-26
01/03	at Panthers	S	L	10-38
<b>2015 TOTALS</b>		<b>16-16</b>	<b>6-10</b>	

+ - Overtime

### 2016 GAME-BY-GAME REGULAR-SEASON STATISTICS (BUCCANEERS)

DATE	OPPONENT	P/S	W/L	SCORE
09/11	at Falcons	S	W	31-24
09/18	at Cardinals	S	L	7-40
09/25	Rams	S	L	32-37
10/02	Broncos	S	L	7-27
10/10	at Panthers	S	W	17-14
10/23	at 49ers	S	W	34-17
10/30	Raiders	S	L	24-30+
11/03	Falcons	S	L	28-43
11/13	Bears	S	W	36-10
11/20	at Chiefs	S	W	19-17
11/27	Seahawks	S	W	14-5
12/04	at Chargers	S	W	28-21
12/11	Saints	S	W	16-11
12/18	at Cowboys	S	L	20-26
12/24	at Saints	S	L	24-31
01/01	Panthers	S	W	17-16
<b>2016 TOTALS</b>		<b>16-16</b>	<b>9-7</b>	

+ - Overtime



2017 GAME-BY-GAME REGULAR-SEASON STATISTICS (BUCCANEERS)

DATE	OPPONENT	P/S	W/L	SCORE
09/17	Bears	S	W	29-7
09/24	at Vikings	S	L	17-34
10/01	Giants	S	W	25-23
10/05	Patriots	S	L	14-19
10/15	at Cardinals	S	L	33-38
10/22	at Bills	S	L	27-30
10/29	Panthers	S	L	3-17
11/05	at Saints	S	L	10-30
11/12	Jets	S	W	15-10
11/19	at Dolphins	S	W	30-20
11/26	at Falcons	S	L	20-34
12/03	at Packers	S	L	20-26+
12/10	Lions	S	L	21-24
12/18	Falcons	S	L	21-24
12/24	at Panthers	S	L	19-22
12/31	Saints	S	W	31-24
<b>2017 TOTALS</b>		<b>16-16</b>	<b>5-11</b>	

+ - Overtime

2018 GAME-BY-GAME REGULAR-SEASON STATISTICS (BUCCANEERS)

DATE	OPPONENT	P/S	W/L	SCORE
09/09	at Saints	S	W	48-40
09/16	Eagles	S	W	27-21
09/24	Steelers	S	L	27-30
09/30	at Bears	S	L	10-48
10/14	at Falcons	S	L	29-34
10/21	Browns	S	W	26-23+
10/28	at Bengals	S	L	34-37
11/04	at Panthers	S	L	28-42
11/11	Redskins	S	L	3-16
11/18	at Giants	S	L	35-38
11/25	49ers	S	W	27-9
12/02	Panthers	S	W	24-17
12/09	Saints	S	L	14-28
12/16	at Ravens	S	L	12-20
12/23	at Cowboys	S	L	20-27
12/30	Falcons	S	L	32-34
<b>2018 TOTALS</b>		<b>16-16</b>	<b>5-11</b>	

+ - Overtime

2019 GAME-BY-GAME REGULAR-SEASON STATISTICS (BUCCANEERS)

DATE	OPPONENT	P/S	W/L	SCORE
09/08	49ers	S	L	17-31
09/12	at Panthers	S	W	20-14
09/22	Giants	S	L	31-32
09/29	at Rams	S	W	55-40
10/06	at Saints	S	L	24-31
10/13	Panthers	S	L	26-37
10/27	at Titans	S	L	23-27
11/03	at Seahawks	S	L	34-40+
11/10	Cardinals	S	W	30-27
11/17	Saints	S	L	17-34
11/24	at Falcons	S	W	35-22
12/01	at Jaguars	S	W	28-11
12/08	Colts	S	W	38-35
12/15	at Lions		W	38-17
12/21	Texans	S	L	20-23
12/29	Falcons	S	L	22-28+
<b>2019 TOTALS</b>		<b>15-15</b>	<b>7-9</b>	

+ - Overtime



2020 GAME-BY-GAME REGULAR-SEASON STATISTICS (BUCCANEERS)

DATE	OPPONENT	P/S		W/L	SCORE
09/13	at Saints	S		L	23-34
09/20	Panthers	S		W	31-17
09/27	at Broncos	S		W	28-10
10/04	Chargers	S		W	38-31
10/08	at Bears	S		L	19-20
10/18	Packers	S		W	38-10
10/25	at Raiders	S		W	45-20
11/02	at Giants	S		W	25-23
11/08	Saints	S		L	3-38
11/15	at Panthers	S		W	46-23
11/23	Rams	S		L	24-27
11/29	Chiefs	S		L	24-27
12/13	Vikings	S		W	26-14
12/20	at Falcons		DID NOT PLAY	W	31-27
12/26	at Lions	S		W	47-7
01/03	Falcons	S		W	44-27
<b>2020 TOTALS</b>		<b>15-15</b>		<b>11-5</b>	

2021 GAME-BY-GAME REGULAR-SEASON STATISTICS (BUCCANEERS)

DATE	OPPONENT	P/S		W/L	SCORE
09/09	Cowboys	S		W	31-29
09/19	Falcons	S		W	48-25
09/26	at Rams	S		L	24-34
10/03	at Patriots	S		W	19-17
10/10	Dolphins	S		W	45-17
10/14	at Eagles	S		W	28-22
10/24	Bears	S		W	38-3
10/31	at Saints	S		L	27-36
11/14	at Football Team	S		L	19-29
11/22	Giants	S		W	30-10
11/28	at Colts	S		W	38-31
12/05	at Falcons	S		W	30-17
12/12	Bills	S		W	33-27+
12/19	Saints	S		L	0-9
12/26	at Panthers	S		W	32-6
01/02	at Jets	S		W	28-24
01/09	Panthers	S		W	41-17
<b>2021 TOTALS</b>		<b>17-17</b>		<b>13-4</b>	

+ - Overtime

2022 GAME-BY-GAME REGULAR-SEASON STATISTICS (BUCCANEERS)

DATE	OPPONENT	P/S		W/L	SCORE
09/11	at Cowboys	S		W	19-3
09/18	at Saints		INACTIVE	W	20-10
09/25	Packers		INACTIVE	L	12-14
10/02	Chiefs	S		L	31-41
10/09	Falcons	S		W	21-15
10/16	at Steelers	S		L	18-20
10/23	at Panthers	S		L	3-21
10/27	Ravens	S		L	22-27
11/06	Rams	S		W	16-13
11/13	Seahawks	S		W	21-16
11/27	at Browns	S		L	17-23+
12/05	Saints	S		W	17-16
12/11	at 49ers	S		L	7-35
12/18	Bengals	S		L	23-34
12/25	at Cardinals		INACTIVE	W	19-16+
01/01	Panthers	S		W	30-24
01/08	at Falcons		INACTIVE	L	17-30
<b>2022 TOTALS</b>		<b>13-13</b>		<b>8-9</b>	

+ - Overtime

2023 GAME-BY-GAME REGULAR-SEASON STATISTICS (CHIEFS)

DATE	OPPONENT	P/S		W/L	SCORE
09/07	Lions	S		L	20-21
09/17	at Jaguars	S		W	17-9
09/24	Bears	S		W	41-10
10/01	at Jets	S		W	23-20
10/08	at Vikings	S		W	27-20
10/12	Broncos	S		W	19-8
<b>2023 TOTALS</b>		<b>6-6</b>		<b>5-1</b>	



2020 GAME-BY-GAME POSTSEASON STATISTICS (BUCCANEERS)

DATE	OPPONENT	P/S	W/L	SCORE
01/09	at Football Team	S	W	31-23
01/17	at Saints	S	W	30-20
01/24	at Packers	S	W	31-26
02/07	Chiefs	S	W	31-9
<b>2020 TOTALS</b>		<b>4-4</b>	<b>4-0</b>	

2021 GAME-BY-GAME POSTSEASON STATISTICS (BUCCANEERS)

DATE	OPPONENT	P/S	W/L	SCORE
01/16	Eagles	S	W	31-15
01/23	Rams	S	L	27-30
<b>2021 TOTALS</b>		<b>2-2</b>	<b>1-1</b>	

2022 GAME-BY-GAME POSTSEASON STATISTICS (BUCCANEERS)

DATE	OPPONENT	P/S	W/L	SCORE
01/16	Cowboys	S	L	14-31
<b>2022 TOTALS</b>		<b>1-1</b>	<b>0-1</b>	



# TREY SMITH



**GUARD #65**  
**TENNESSEE**

**3RD** YEAR IN THE NFL

**3RD** YEAR WITH THE CHIEFS

**HEIGHT:** 6'6"  
**WEIGHT:** 321 LBS  
**DRAFTED:** D6-21  
**BIRTHDAY:** 6/16/99

👁️ Third-year offensive lineman enters his third season with the Chiefs in 2023.

👁️ Originally entered the NFL as a sixth-round pick (226th overall) by the Chiefs in the 2021 NFL Draft.

### Career Highlights:

👁️ Rookie offensive linemen Creed Humphrey and Trey Smith started all 17 regular season games in 2021, becoming the 17th and 18th players in franchise history to start all regular season games in their rookie season. Humphrey and Smith are the third pair of teammates to both start all regular season games in their rookie campaign, joining DE Sylvester Hicks and DE Art Still (16 games, 1978) and CB Brandon Carr and DL Glenn Dorsey (16 games, 2008). S Juan Thornhill was the last

player to start all games in his rookie season, starting all 16 games in 2019.

### Postseason Career Highlights:

👁️ Did not allow a sack on QB Patrick Mahomes in Super Bowl LVII against the Philadelphia Eagles who recorded the most sacks in the regular season (70.0).

### Honors:

👁️ 2021 PFWA All-Rookie Team.

### Transactions:

Originally entered the NFL as a sixth-round pick (226th overall) by the Kansas City Chiefs in the 2021 NFL Draft.

## COLLEGE

Appeared in 42 games with 41 starts, concluding his career with 22 straight starts with Tennessee (2017-20) ... Saw action on over 2,500 career offensive snaps and allowed only one sack in his final two seasons ... As a senior in 2020, started all 10 games for the Vols at left guard during the unique COVID-19 season earning second-team All-America status in the process and first-team All-SEC honors for the second straight year ... Became Tennessee's first All-America recipient since Derek Barnett was named to the FWAA's second-team in 2016 ... Also was the first Vol offensive lineman to be tabbed a first- or second-team All-American by any outlet since Anthony Parker in 2007 ... Played 664 offensive snaps during the season and allowed only one sack ... Became the first Vol true freshman to start at left tackle in over 30 years en route to Freshman All-America honors ... Off the field, was a leader in the community, spearheading charity drives and was recipient of the 2019 Jason Witten Collegiate Man of the Year ... Two-time SEC Community Service Team representative.

## PERSONAL

- 👁️ Earned All-State honors from 2015-17 while attending University School in Jackson.
- 👁️ Winner of the 2016 Bobby Dodd Award by the Touchdown Club of Atlanta.
- 👁️ 2017 Under Armour All-American and 2016 USA Today/American Family Insurance All-USA first-team.
- 👁️ 2016 MaxPreps Football All-American first-team offense.
- 👁️ Two-time Tennessee Mr. Football, two-time District Offensive Lineman of the Year and two-time Tennessee Player of the Year.
- 👁️ Hometown: Jackson, Tenn.

## TREY SMITH'S NFL REGULAR SEASON STATISTICS

DATE	TEAM	GP	GS
2021	Chiefs	17	17
2022	Chiefs	16	16
2023	Chiefs	6	6
<b>NFL TOTALS</b>		<b>39</b>	<b>39</b>

## TREY SMITH'S NFL POSTSEASON STATISTICS

DATE	TEAM	GP	GS
2021	Chiefs	3	3
2022	Chiefs	3	3
<b>NFL TOTALS</b>		<b>6</b>	<b>6</b>



2021 GAME-BY-GAME REGULAR-SEASON STATISTICS (CHIEFS)

DATE	OPPONENT	P/S	W/L	SCORE
09/12	Browns	S	W	33-29
09/19	at Ravens	S	L	35-36
09/26	Chargers	S	L	24-30
10/03	at Eagles	S	W	42-30
10/10	Bills	S	L	20-38
10/17	at Football Team	S	W	31-13
10/24	at Titans	S	L	3-27
11/01	Giants	S	W	20-17
11/07	Packers	S	W	13-7
11/14	at Raiders	S	W	41-14
11/21	Cowboys	S	W	19-9
12/05	Broncos	S	W	22-9
12/12	Raiders	S	W	48-9
12/16	at Chargers	S	W	34-28+
12/26	Steelers	S	W	36-10
01/02	at Bengals	S	L	31-34
01/08	at Broncos	S	W	28-24

**2021 TOTALS** 17-17

**12-5**

+ - Overtime

2022 GAME-BY-GAME REGULAR-SEASON STATISTICS (CHIEFS)

DATE	OPPONENT	P/S	W/L	SCORE
09/11	at Cardinals	S	W	44-21
09/15	Chargers	S	W	27-24
09/25	at Colts	S	L	17-20
10/02	at Buccaneers	S	W	41-31
10/10	Raiders	INACTIVE	W	30-29
10/16	Bills	S	L	20-24
10/23	at 49ers	S	W	44-23
11/06	Titans	S	W	20-17+
11/13	Jaguars	S	W	27-17
11/20	at Chargers	S	W	30-27
11/27	Rams	S	W	26-10
12/04	at Bengals	S	L	24-27
12/11	at Broncos	S	W	34-28
12/18	at Texans	S	W	30-24+
12/24	Seahawks	S	W	24-10
01/01	Broncos	S	W	27-24
01/07	at Raiders	S	W	31-13

**2022 TOTALS** 16-16

**14-3**

+ - Overtime

2023 GAME-BY-GAME REGULAR-SEASON STATISTICS (CHIEFS)

DATE	OPPONENT	P/S	W/L	SCORE
09/07	Lions	S	L	20-21
09/17	at Jaguars	S	W	17-9
09/24	Bears	S	W	41-10
10/01	at Jets	S	W	23-20
10/08	at Vikings	S	W	27-20
10/12	Broncos	S	W	19-8

**2023 TOTALS** 6-6

**5-1**

2021 GAME-BY-GAME POSTSEASON STATISTICS (CHIEFS)

DATE	OPPONENT	P/S	W/L	SCORE
01/16	Steelers	S	W	42-21
01/23	Bills	S	W	42-36+
01/30	Bengals	S	L	24-27+

**2021 TOTALS** 3-3

**2-1**

+ - Overtime

2022 GAME-BY-GAME POSTSEASON STATISTICS (CHIEFS)

DATE	OPPONENT	P/S	W/L	SCORE
01/21	Jaguars	S	W	27-20
01/29	Bengals	S	W	23-20
02/12	at Eagles	S	W	38-35

**2022 TOTALS** 3-3

**3-0**





# L'JARIUS SNEED



**CORNERBACK #38**

**LA TECH**

**4TH** YEAR IN THE NFL

**4TH** YEAR WITH THE CHIEFS

**HEIGHT:** 6'1"  
**WEIGHT:** 192 LBS  
**DRAFTED:** D4-20  
**BIRTHDAY:** 1/21/97

👁️ Fourth-year cornerback enters his fourth season with the Chiefs in 2023.

👁️ Originally entered the NFL as a fourth-round pick (138th overall) by the Kansas City Chiefs in the 2020 NFL Draft.

### Career Highlights:

👁️ Since entering the league in 2020, Sneed has recorded 6.5 sacks for a loss of 71.0 yards. His 6.5 sacks ranks first in the NFL amongst cornerbacks and fifth amongst all defensive backs during that time.

👁️ Sneed's 6.5 sacks is second-best amongst defensive backs in franchise history, only 2.0 sacks from passing former S Ron Parker (8.0) for first.

👁️ In 2022, Sneed recorded 3.5 sacks, which is tied for second-most sacks in a single-season by a Chiefs defensive back.

👁️ With three interceptions in 2020, he tied 13 other Chiefs players who recorded three interceptions during their rookie season, tying for the 10th-most INTs by a rookie in franchise

history. The most recent Chiefs rookie to do so was teammate S Juan Thornhill who recorded three interceptions during his rookie season in 2019. Sneed's three interceptions are tied for the most among NFL rookies that season with three other players.

👁️ In Week 2 of 2020 vs. the Chargers recorded an interception for the second-consecutive week picking off Chargers QB Justin Herbert at Kansas City's five-yard line. He became the first rookie CB to record an interception in the first two games of the season since CB Marcus Peters did so in the first two weeks of the 2015 season.

### Honors:

👁️ 2020 PFWA All-Rookie Team.

### Transactions:

Originally entered the NFL as a fourth-round pick (138th overall) by the Kansas City Chiefs in the 2020 NFL Draft.

## COLLEGE

Appeared in 51 games at LA Tech tallying 179 tackles (128 solo), 6.0 tackles for loss, 2.5 sacks, eight interceptions and 28 passes defended in four seasons (2016-19) ... Moved to safety for his senior season and started all 13 games where he totaled a team-high 73 tackles (43 solo) to go with 3.5 tackles for loss and three interceptions including one pick-six ... Earned All-Conference-USA second-team honors ... As a junior, saw action in all 13 games, including making 12 starts on the season recording 59 total tackles (44 solo), eight pass break-ups and three interceptions returned for 43 yards.

## PERSONAL

👁️ Graduated from Minden High School in 2016.

👁️ Was a two-way player that helped lead the team to a 9-3 record his senior year, advancing to the second round of the LHSAA 4A state playoffs before falling to Franklinton High School, 35-34.

👁️ Received first-team All-District honors his junior and senior years with All-Area honors his senior season.

👁️ As a safety his junior year, registered seven interceptions returned for 252 yards and four touchdowns.

👁️ Hometown: Minden, La.

## L'JARIUS SNEED'S NFL REGULAR SEASON DEFENSIVE STATISTICS

DATE	TEAM	GP	GS	TACKLES							INTERCEPTIONS					O. FUMB			ST			MISC					
				TK	S	A	TFL	YDS	SK	YDS	QBH	NO	YDS	LG	TD	PD	FF	FR	TD	YDS	TK	S	A	FF	FR	S	A
2020	Chiefs	9	6	41	31	10	2	19	2.0	19.0	3	3	42	39	0	7	0	0	0	0	0	0	0	0	0	0	0
2021	Chiefs	15	15	76	57	19	7	11	1.0	21.0	2	2	2	2	0	8	1	1	0	0	0	0	0	0	0	0	
2022	Chiefs	17	17	108	75	33	5	11	3.5	31.0	5	3	57	26	0	11	3	1	0	5	0	0	0	0	0	0	
2023	Chiefs	6	6	30	21	9	3	1	0.0	0.0	3	0	0	0	0	4	0	1	0	0	0	0	0	0	0	0	
<b>NFL TOTALS</b>		<b>47</b>	<b>44</b>	<b>255</b>	<b>184</b>	<b>71</b>	<b>17</b>	<b>42</b>	<b>6.5</b>	<b>71.0</b>	<b>13</b>	<b>8</b>	<b>101</b>	<b>39</b>	<b>0</b>	<b>30</b>	<b>4</b>	<b>3</b>	<b>0</b>	<b>5</b>	<b>0</b>	<b>0</b>	<b>0</b>	<b>0</b>	<b>0</b>	<b>0</b>	<b>0</b>





L'JARIUS SNEED'S NFL POSTSEASON DEFENSIVE STATISTICS

DATE	TEAM	GP	GS	TACKLES							INTERCEPTIONS					O. FUMB				ST				MISC		
				TK	S	A	TFL	YDS	SK	YDS	QBH	NO	YDS	LG	TD	PD	FF	FR	TD	YDS	TK	S	A	FF	FR	S
2020	Chiefs	3	3	14	9	5	3	26	2.0	23.0	2	0	0	0	0	0	0	0	0	0	0	0	0	0	0	0
2021	Chiefs	3	3	27	20	7	1	0	0.0	0.0	0	1	0	0	0	2	0	0	0	0	0	0	0	0	0	
2022	Chiefs	3	3	17	10	7	0	0	0.0	0.0	0	0	0	0	0	2	0	0	0	0	0	0	0	0	0	
<b>NFL TOTALS</b>		<b>9</b>	<b>9</b>	<b>58</b>	<b>39</b>	<b>19</b>	<b>4</b>	<b>26</b>	<b>2.0</b>	<b>23.0</b>	<b>2</b>	<b>1</b>	<b>0</b>	<b>0</b>	<b>0</b>	<b>4</b>	<b>0</b>	<b>0</b>	<b>0</b>	<b>0</b>	<b>0</b>	<b>0</b>	<b>0</b>	<b>0</b>	<b>0</b>	

SINGLE-GAME HIGHS: DEFENSIVE

<b>Total Tackles</b>	9 at Tampa Bay, Oct 02, 2022 8 vs. Buffalo, Oct 16, 2022 8 vs. L.A. Chargers, Sep 15, 2022 8 at Arizona, Sep 11, 2022 ...1 more at 8.	<b>Fumble Recoveries</b>	1 at Jacksonville, Sep 17, 2023 1 at Indianapolis, Sep 25, 2022 1 at Washington, Oct 17, 2021 2 vs. L.A. Chargers, Sep 26, 2021 1 at Jacksonville, Sep 17, 2023
<b>Solo Tackles</b>	8 at Arizona, Sep 11, 2022 7 at Tampa Bay, Oct 02, 2022 7 vs. L.A. Chargers, Sep 15, 2022 7 vs. Cleveland, Sep 12, 2021 ...1 more at 7.	<b>Tackles For Loss</b>	1 vs. Detroit, Sep 07, 2023 1 vs. Seattle, Dec 24, 2022 ...11 more at 1.
<b>Sacks</b>	1.0 at Tampa Bay, Oct 02, 2022 1.0 at Indianapolis, Sep 25, 2022 1.0 at Arizona, Sep 11, 2022 ...3 more at 1.0.	<b>Interceptions</b>	1 vs. Denver, Jan 01, 2023 1 at Denver, Dec 11, 2022 1 vs. L.A. Rams, Nov 27, 2022 ...5 more at 1.
<b>Passes Defensed</b>	3 vs. Dallas, Nov 21, 2021 3 at New Orleans, Dec 20, 2020 2 at Minnesota, Oct 08, 2023 2 at Jacksonville, Sep 17, 2023 ...6 more at 2.	<b>Interception Return Yards</b>	39 vs. Houston, Sep 10, 2020 26 vs. L.A. Rams, Nov 27, 2022 6 at Denver, Dec 11, 2022 3 at New Orleans, Dec 20, 2020 2 vs. Dallas, Nov 21, 2021
<b>Forced Fumbles</b>	1 vs. Las Vegas, Oct 10, 2022 1 at Tampa Bay, Oct 02, 2022 1 at Indianapolis, Sep 25, 2022 ...1 more at 1.	<b>Longest Opp Fumble Return</b>	5 at Indianapolis, Sep 25, 2022

SINGLE-GAME HIGHS - POSTSEASON: DEFENSIVE

<b>Total Tackles</b>	10 vs. Cincinnati, Jan 30, 2022 9 vs. Jacksonville, Jan 21, 2023 9 vs. Buffalo, Jan 23, 2022 8 vs. Pittsburgh, Jan 16, 2022 7 at Philadelphia, Feb 12, 2023	<b>Passes Defensed</b>	2 at Philadelphia, Feb 12, 2023 1 vs. Cincinnati, Jan 30, 2022 1 vs. Buffalo, Jan 23, 2022
<b>Solo Tackles</b>	8 vs. Cincinnati, Jan 30, 2022 6 vs. Jacksonville, Jan 21, 2023 6 vs. Buffalo, Jan 23, 2022 6 vs. Pittsburgh, Jan 16, 2022 4 vs. Buffalo, Jan 24, 2021	<b>Tackles For Loss</b>	2 vs. Cleveland, Jan 17, 2021 1 vs. Cincinnati, Jan 30, 2022 1 vs. Buffalo, Jan 24, 2021
<b>Sacks</b>	1.0 vs. Buffalo, Jan 24, 2021 1.0 vs. Cleveland, Jan 17, 2021	<b>Interceptions</b>	1 vs. Cincinnati, Jan 30, 2022

2020 GAME-BY-GAME REGULAR-SEASON STATISTICS (CHIEFS)

DATE	OPPONENT	P/S	TACKLES							INTERCEPTIONS					O. FUMB				ST				MISC		W/L	SCORE		
			TK	S	A	SK	YDS	TFL	YDS	QBH	NO	YDS	LG	TD	PD	FF	FR	TD	YDS	TK	S	A	FF	FR			S	A
09/10	Texans	S	3	3	0	0.0	0.0	0	0	0	1	39	39	0	2	0	0	0	0	0	0	0	0	0	0	0	W	34-20
09/20	at Chargers	S	7	6	1	0.0	0.0	0	0	0	1	0	0	0	1	0	0	0	0	0	0	0	0	0	0	W	23-20+	
09/28	at Ravens	S	1	1	0	0.0	0.0	0	0	0	0	0	0	0	0	0	0	0	0	0	0	0	0	0	0	W	34-20	
10/05	Patriots										RESERVE/INJURED															W	26-10	
10/11	Raiders										RESERVE/INJURED															L	32-40	
10/19	at Bills										RESERVE/INJURED															W	26-17	
10/25	at Broncos										RESERVE/INJURED															W	43-16	
11/01	Jets										RESERVE/INJURED															W	35-9	
11/08	Panthers										RESERVE/INJURED															W	33-31	
11/22	at Raiders	S	3	1	2	0.0	0.0	0	0	0	0	0	0	0	0	0	0	0	0	0	0	0	0	0	0	0	W	35-31
11/29	at Buccaneers	S	3	2	1	0.0	0.0	0	0	0	0	0	0	0	0	0	0	0	0	0	0	0	0	0	0	W	27-24	
12/06	Broncos	P	6	4	2	0.0	0.0	0	0	0	0	0	0	0	0	0	0	0	0	0	0	0	0	0	0	W	22-16	
12/13	at Dolphins	P	8	7	1	0.0	0.0	0	0	0	0	0	0	0	1	0	0	0	0	0	0	0	0	0	0	W	33-27	
12/20	at Saints	S	3	1	2	1.0	9.0	1	9	1	1	3	3	0	3	0	0	0	0	0	0	0	0	0	0	W	32-29	
12/27	Falcons	P	7	6	1	1.0	10.0	1	10	2	0	0	0	0	0	0	0	0	0	0	0	0	0	0	0	W	17-14	
01/03	Chargers										DID NOT PLAY															L	21-38	
<b>2020 TOTALS</b>		<b>9-6</b>	<b>41</b>	<b>31</b>	<b>10</b>	<b>2.0</b>	<b>19.0</b>	<b>2</b>	<b>19</b>	<b>3</b>	<b>3</b>	<b>42</b>	<b>39</b>	<b>0</b>	<b>7</b>	<b>0</b>	<b>0</b>	<b>0</b>	<b>0</b>	<b>0</b>	<b>0</b>	<b>0</b>	<b>0</b>	<b>0</b>	<b>0</b>	<b>14-2</b>		

+ - Overtime



2021 GAME-BY-GAME REGULAR-SEASON STATISTICS (CHIEFS)

DATE	OPPONENT	P/S	TACKLES							INTERCEPTIONS					O. FUMB				ST					MISC		W/L	SCORE
			TK	S	A	SK	YDS	TFL	YDS	QBH	NO	YDS	LG	TD	PD	FF	FR	TD	YDS	TK	S	A	FF	FR	S		
09/12	Browns	S	7	7	0	0.0	0.0	0	0	0	0	0	0	0	0	0	0	0	0	0	0	0	0	0	0	W	33-29
09/19	at Ravens	S	3	3	0	0.0	0.0	0	0	0	0	0	0	0	0	0	0	0	0	0	0	0	0	0	0	L	35-36
09/26	Chargers	S	6	5	1	0.0	0.0	2	2	0	0	0	0	0	0	0	0	0	0	0	0	0	0	0	0	L	24-30
10/03	at Eagles	S	4	3	1	1.0	21.0	0	0	0	0	0	0	0	0	1	0	0	0	0	0	0	0	0	0	W	42-30
10/10	Bills	S	2	2	0	0.0	0.0	1	2	0	0	0	0	0	1	0	0	0	0	0	0	0	0	0	0	L	20-38
10/17	at Football Team	S	4	4	0	0.0	0.0	1	0	0	0	0	0	0	0	1	0	0	0	0	0	0	0	0	0	W	31-13
10/24	at Titans	S	7	5	2	0.0	0.0	0	0	1	0	0	0	0	0	0	0	0	0	0	0	0	0	0	0	L	3-27
11/01	Giants	S	7	5	2	0.0	0.0	0	0	0	0	0	0	0	0	0	0	0	0	0	0	0	0	0	0	W	20-17
11/07	Packers	S	6	3	3	0.0	0.0	0	0	0	1	0	0	0	2	0	0	0	0	0	0	0	0	0	0	W	13-7
11/14	at Raiders	S	6	5	1	0.0	0.0	1	1	1	0	0	0	0	0	0	0	0	0	0	0	0	0	0	0	W	41-14
11/21	Cowboys	S	6	5	1	0.0	0.0	1	3	0	1	2	2	0	3	0	0	0	0	0	0	0	0	0	0	W	19-9
12/05	Broncos	S	4	2	2	0.0	0.0	0	0	0	0	0	0	0	0	0	0	0	0	0	0	0	0	0	0	W	22-9
12/12	Raiders																									W	48-9
12/16	at Chargers																									W	34-28+
12/26	Steelers	S	6	4	2	0.0	0.0	1	3	0	0	0	0	0	1	0	0	0	0	0	0	0	0	0	0	W	36-10
01/02	at Bengals	S	2	1	1	0.0	0.0	0	0	0	0	0	0	0	1	0	0	0	0	0	0	0	0	0	0	L	31-34
01/08	at Broncos	S	6	3	3	0.0	0.0	0	0	0	0	0	0	0	0	0	0	0	0	0	0	0	0	0	0	W	28-24
<b>2021 TOTALS</b>		<b>15-15</b>	<b>76</b>	<b>57</b>	<b>19</b>	<b>1.0</b>	<b>21.0</b>	<b>7</b>	<b>11</b>	<b>2</b>	<b>2</b>	<b>2</b>	<b>2</b>	<b>0</b>	<b>8</b>	<b>1</b>	<b>1</b>	<b>0</b>	<b>0</b>	<b>0</b>	<b>0</b>	<b>0</b>	<b>0</b>	<b>0</b>	<b>0</b>	<b>12-5</b>	

+ - Overtime

2022 GAME-BY-GAME REGULAR-SEASON STATISTICS (CHIEFS)

DATE	OPPONENT	P/S	TACKLES							INTERCEPTIONS					O. FUMB				ST					MISC		W/L	SCORE
			TK	S	A	SK	YDS	TFL	YDS	QBH	NO	YDS	LG	TD	PD	FF	FR	TD	YDS	TK	S	A	FF	FR	S		
09/11	at Cardinals	S	8	8	0	1.0	7.0	1	7	2	0	0	0	0	1	0	0	0	0	0	0	0	0	0	0	W	44-21
09/15	Chargers	S	8	7	1	0.0	0.0	0	0	0	0	0	0	0	0	0	0	0	0	0	0	0	0	0	0	W	27-24
09/25	at Colts	S	7	5	2	1.0	10.0	0	0	1	0	0	0	0	0	1	1	0	5	0	0	0	0	0	0	L	17-20
10/02	at Buccaneers	S	9	7	2	1.0	12.0	0	0	1	0	0	0	0	0	1	0	0	0	0	0	0	0	0	0	W	41-31
10/10	Raiders	S	7	5	2	0.0	0.0	0	0	0	0	0	0	0	0	1	0	0	0	0	0	0	0	0	0	W	30-29
10/16	Bills	S	8	4	4	0.0	0.0	1	1	0	0	0	0	0	0	0	0	0	0	0	0	0	0	0	0	L	20-24
10/23	at 49ers	S	6	4	2	0.5	2.0	0	0	1	0	0	0	0	1	0	0	0	0	0	0	0	0	0	0	W	44-23
11/06	Titans	S	5	3	2	0.0	0.0	0	0	0	0	0	0	0	2	0	0	0	0	0	0	0	0	0	0	W	20-17+
11/13	Jaguars	S	6	2	4	0.0	0.0	0	0	0	0	0	0	0	0	0	0	0	0	0	0	0	0	0	0	W	27-17
11/20	at Chargers	S	5	5	0	0.0	0.0	1	0	0	0	0	0	0	2	0	0	0	0	0	0	0	0	0	0	W	30-27
11/27	Rams	S	7	5	2	0.0	0.0	1	3	0	1	26	26	0	2	0	0	0	0	0	0	0	0	0	0	W	26-10
12/04	at Bengals	S	6	3	3	0.0	0.0	0	0	0	0	0	0	0	0	0	0	0	0	0	0	0	0	0	0	L	24-27
12/11	at Broncos	S	7	3	4	0.0	0.0	0	0	0	1	6	6	0	2	0	0	0	0	0	0	0	0	0	0	W	34-28
12/18	at Texans	S	6	5	1	0.0	0.0	0	0	0	0	0	0	0	0	0	0	0	0	0	0	0	0	0	0	W	30-24+
12/24	Seahawks	S	7	5	2	0.0	0.0	1	0	0	0	0	0	0	0	0	0	0	0	0	0	0	0	0	0	W	24-10
01/01	Broncos	S	3	2	1	0.0	0.0	0	0	0	1	25	25	0	1	0	0	0	0	0	0	0	0	0	0	W	27-24
01/07	at Raiders	S	3	2	1	0.0	0.0	0	0	0	0	0	0	0	0	0	0	0	0	0	0	0	0	0	0	W	31-13
<b>2022 TOTALS</b>		<b>17-17</b>	<b>108</b>	<b>75</b>	<b>33</b>	<b>3.5</b>	<b>31.0</b>	<b>5</b>	<b>11</b>	<b>5</b>	<b>3</b>	<b>57</b>	<b>26</b>	<b>0</b>	<b>11</b>	<b>3</b>	<b>1</b>	<b>0</b>	<b>5</b>	<b>0</b>	<b>0</b>	<b>0</b>	<b>0</b>	<b>0</b>	<b>0</b>	<b>14-3</b>	

+ - Overtime

2023 GAME-BY-GAME REGULAR-SEASON STATISTICS (CHIEFS)

DATE	OPPONENT	P/S	TACKLES							INTERCEPTIONS					O. FUMB				ST					MISC		W/L	SCORE
			TK	S	A	SK	YDS	TFL	YDS	QBH	NO	YDS	LG	TD	PD	FF	FR	TD	YDS	TK	S	A	FF	FR	S		
09/07	Lions	S	6	3	3	0.0	0.0	1	0	1	0	0	0	0	0	0	0	0	0	0	0	0	0	0	0	L	20-21
09/17	at Jaguars	S	7	6	1	0.0	0.0	1	0	0	0	0	0	0	2	0	1	0	0	0	0	0	0	0	0	W	17-9
09/24	Bears	S	1	1	0	0.0	0.0	1	1	0	0	0	0	0	0	0	0	0	0	0	0	0	0	0	0	W	41-10
10/01	at Jets	S	4	2	2	0.0	0.0	0	0	1	0	0	0	0	0	0	0	0	0	0	0	0	0	0	0	W	23-20
10/08	at Vikings	S	7	6	1	0.0	0.0	0	0	1	0	0	0	0	2	0	0	0	0	0	0	0	0	0	0	W	27-20
10/12	Broncos	S	5	3	2	0.0	0.0	0	0	0	0	0	0	0	0	0	0	0	0	0	0	0	0	0	0	W	19-8
<b>2023 TOTALS</b>		<b>6-6</b>	<b>30</b>	<b>21</b>	<b>9</b>	<b>0.0</b>	<b>0.0</b>	<b>3</b>	<b>1</b>	<b>3</b>	<b>0</b>	<b>0</b>	<b>0</b>	<b>0</b>	<b>4</b>	<b>0</b>	<b>1</b>	<b>0</b>	<b>0</b>	<b>0</b>	<b>0</b>	<b>0</b>	<b>0</b>	<b>0</b>	<b>0</b>	<b>5-1</b>	

2020 GAME-BY-GAME POSTSEASON STATISTICS (CHIEFS)

DATE	OPPONENT	P/S	TACKLES							INTERCEPTIONS					O. FUMB				ST					MISC		W/L	SCORE
			TK	S	A	SK	YDS	TFL	YDS	QBH	NO	YDS	LG	TD	PD	FF	FR	TD	YDS	TK	S	A	FF	FR	S		
01/17	Browns	S	6	3	3	1.0	8.0	2	11	1	0	0	0	0	0	0	0	0	0	0	0	0	0	0	0	W	22-17
01/24	Bills	S	5	4	1	1.0	15.0	1	15	1	0	0	0	0	0	0	0	0	0	0	0	0	0	0	0	W	38-24
02/07	at Buccaneers	S	3	2	1	0.0	0.0	0	0	0	0	0	0	0	0	0	0	0	0	0	0	0	0	0	0	L	9-31
<b>2020 TOTALS</b>		<b>3-3</b>	<b>14</b>	<b>9</b>	<b>5</b>	<b>2.0</b>	<b>23.0</b>	<b>3</b>	<b>26</b>	<b>2</b>	<b>0</b>	<b>0</b>	<b>0</b>	<b>0</b>	<b>0</b>	<b>0</b>	<b>0</b>	<b>0</b>	<b>0</b>	<b>0</b>	<b>0</b>	<b>0</b>	<b>0</b>	<b>0</b>	<b>0</b>	<b>2-1</b>	

2021 GAME-BY-GAME POSTSEASON STATISTICS (CHIEFS)

DATE	OPPONENT	P/S	TACKLES							INTERCEPTIONS					O. FUMB				ST					MISC		W/L	SCORE
			TK	S	A	SK	YDS	TFL	YDS	QBH	NO	YDS	LG	TD	PD	FF	FR	TD	YDS	TK	S	A	FF	FR	S		
01/16	Steelers	S	8	6	2	0.0	0.0	0	0	0	0	0	0	0	0	0	0	0	0	0	0	0	0	0	0	W	42-21
01/23	Bills	S	9	6	3	0.0	0.0	0	0	0	0	0	0	0	1	0	0	0	0	0	0	0	0	0	0	W	42-36+
01/30	Bengals	S	10	8	2	0.0	0.0	1	0	0	1	0	0	0	1	0	0	0	0	0	0	0	0	0	0	L	24-27+
<b>2021 TOTALS</b>		<b>3-3</b>	<b>27</b>	<b>20</b>	<b>7</b>	<b>0.0</b>	<b>0.0</b>	<b>1</b>	<b>0</b>	<b>0</b>	<b>1</b>	<b>0</b>	<b>0</b>	<b>0</b>	<b>2</b>	<b>0</b>	<b>0</b>	<b>0</b>	<b>0</b>	<b>0</b>	<b>0</b>	<b>0</b>	<b>0</b>	<b>0</b>	<b>0</b>	<b>2-1</b>	

+ - Overtime



2022 GAME-BY-GAME POSTSEASON STATISTICS (CHIEFS)


DATE	OPPONENT	P/S	TACKLES							INTERCEPTIONS					O. FUMB				ST					MISC			SCORE		
			TK	S	A	SK	YDS	TFL	YDS	QBH	NO	YDS	LG	TD	PD	FF	FR	TD	YDS	TK	S	A	FF	FR	S	A		W/L	
01/21	Jaguars	S	9	6	3	0.0	0.0	0	0	0	0	0	0	0	0	0	0	0	0	0	0	0	0	0	0	0	0	W	27-20
01/29	Bengals	S	1	1	0	0.0	0.0	0	0	0	0	0	0	0	0	0	0	0	0	0	0	0	0	0	0	0	W	23-20	
02/12	at Eagles	S	7	3	4	0.0	0.0	0	0	0	0	0	0	2	0	0	0	0	0	0	0	0	0	0	0	W	38-35		
<b>2022 TOTALS</b>		<b>3-3</b>	<b>17</b>	<b>10</b>	<b>7</b>	<b>0.0</b>	<b>0.0</b>	<b>0</b>	<b>0</b>	<b>0</b>	<b>0</b>	<b>0</b>	<b>0</b>	<b>2</b>	<b>0</b>	<b>0</b>	<b>0</b>	<b>0</b>	<b>0</b>	<b>0</b>	<b>0</b>	<b>0</b>	<b>0</b>	<b>0</b>	<b>0</b>	<b>0</b>	<b>3-0</b>		





# JAWAAN TAYLOR

**TACKLE #74**  
**FLORIDA**



**5TH** YEAR IN THE NFL

**1ST** YEAR WITH THE CHIEFS

**HEIGHT:** 6'5"  
**WEIGHT:** 330 LBS  
**DRAFTED:** FA-23  
**BIRTHDAY:** 11/25/97

- 👁 Fifth-year offensive lineman enters his first season with the Chiefs in 2023.
- 👁 Originally entered the NFL as a second-round pick (35th overall) by the Jacksonville Jaguars in the 2019 NFL Draft.

### Career Highlights:

- 👁 Surpassed 3,000 consecutive snaps played in Week 15 of the 2021 season while playing Houston.
- 👁 Part of an offensive line in 2020 that helped rookie RB James Robinson tally the most scrimmage yards (1,414) and the second-most rushing yards (1,070) by an undrafted rookie in NFL history.

- 👁 In 2019, started in all 16 games, becoming the first Jaguars rookie on offense to start in all 16 games since OL Maurice Williams in 2001.
- 👁 Part of an offensive line in 2019 that helped RB Leonard Fournette gain 1,674 yards from scrimmage. Fournette became the only Jaguars player since 2011 to post at least 1,500 scrimmage yards in a single season.

### Transactions

Signed by Kansas City (3/16/23) ... Originally entered the NFL as a second-round pick (35th overall) by the Jacksonville Jaguars in the 2019 NFL Draft.

### COLLEGE

Did not miss a game in his three-year career for the Gators, playing in all 37 games with 35 starts (33 at right tackle, two at left tackle) ... Was part of a Gator offensive line in 2018 that allowed 18 sacks, the 20th-fewest in the NCAA and third-fewest in the SEC, garnering Second-Team All-SEC accolades from Athlon Sports ... Declared for the NFL Draft following his junior season.

### PERSONAL

- 👁 Attended Cocoa (Fla.) High School.
- 👁 Member of the 2015 Florida Class 4A First Team All-State.
- 👁 As a senior, helped his team to a 10-3 record and reach the Class 4A State Semifinals.
- 👁 Son of Robert and Wendy Taylor.
- 👁 Learned to play the drums in church.
- 👁 Avid fisherman and caught a 400 lb. goliath grouper while fishing in 2020.

### JAWAAN TAYLOR'S NFL REGULAR SEASON STATISTICS

DATE	TEAM	GP	GS
2019	Jaguars	16	16
2020	Jaguars	16	16
2021	Jaguars	17	17
2022	Jaguars	17	17
2023	Chiefs	6	6
<b>NFL TOTALS</b>		<b>72</b>	<b>72</b>

### JAWAAN TAYLOR'S NFL POSTSEASON STATISTICS

DATE	TEAM	GP	GS
2022	Jaguars	2	2
<b>NFL TOTALS</b>		<b>2</b>	<b>2</b>



## 2019 GAME-BY-GAME REGULAR-SEASON STATISTICS (JAGUARS)

DATE	OPPONENT	P/S	W/L	SCORE
09/08	Chiefs	S	L	26-40
09/15	at Texans	S	L	12-13
09/19	Titans	S	W	20-7
09/29	at Broncos	S	W	26-24
10/06	at Panthers	S	L	27-34
10/13	Saints	S	L	6-13
10/20	at Bengals	S	W	27-17
10/27	Jets	S	W	29-15
11/03	Texans	S	L	3-26
11/17	at Colts	S	L	13-33
11/24	at Titans	S	L	20-42
12/01	Buccaneers	S	L	11-28
12/08	Chargers	S	L	10-45
12/15	at Raiders	S	W	20-16
12/22	at Falcons	S	L	12-24
12/29	Colts	S	W	38-20
<b>2019 TOTALS</b>		<b>16-16</b>	<b>6-10</b>	

## 2020 GAME-BY-GAME REGULAR-SEASON STATISTICS (JAGUARS)

DATE	OPPONENT	P/S	W/L	SCORE
09/13	Colts	S	W	27-20
09/20	at Titans	S	L	30-33
09/24	Dolphins	S	L	13-31
10/04	at Bengals	S	L	25-33
10/11	at Texans	S	L	14-30
10/18	Lions	S	L	16-34
10/25	at Chargers	S	L	29-39
11/08	Texans	S	L	25-27
11/15	at Packers	S	L	20-24
11/22	Steelers	S	L	3-27
11/29	Browns	S	L	25-27
12/06	at Vikings	S	L	24-27+
12/13	Titans	S	L	10-31
12/20	at Ravens	S	L	14-40
12/27	Bears	S	L	17-41
01/03	at Colts	S	L	14-28
<b>2020 TOTALS</b>		<b>16-16</b>	<b>1-15</b>	

+ - Overtime

## 2021 GAME-BY-GAME REGULAR-SEASON STATISTICS (JAGUARS)

DATE	OPPONENT	P/S	W/L	SCORE
09/12	at Texans	S	L	21-37
09/19	Broncos	S	L	13-23
09/26	Cardinals	S	L	19-31
09/30	at Bengals	S	L	21-24
10/10	Titans	S	L	19-37
10/17	Dolphins	S	W	23-20
10/31	at Seahawks	S	L	7-31
11/07	Bills	S	W	9-6
11/14	at Colts	S	L	17-23
11/21	49ers	S	L	10-30
11/28	Falcons	S	L	14-21
12/05	at Rams	S	L	7-37
12/12	at Titans	S	L	0-20
12/19	Texans	S	L	16-30
12/26	at Jets	S	L	21-26
01/02	at Patriots	S	L	10-50
01/09	Colts	S	W	26-11
<b>2021 TOTALS</b>		<b>17-17</b>	<b>3-14</b>	

2022 GAME-BY-GAME REGULAR-SEASON STATISTICS (JAGUARS)

DATE	OPPONENT	P/S	W/L	SCORE
09/11	at Commanders	S	L	22-28
09/18	Colts	S	W	24-0
09/25	at Chargers	S	W	38-10
10/02	at Eagles	S	L	21-29
10/09	Texans	S	L	6-13
10/16	at Colts	S	L	27-34
10/23	Giants	S	L	17-23
10/30	Broncos	S	L	17-21
11/06	Raiders	S	W	27-20
11/13	at Chiefs	S	L	17-27
11/27	Ravens	S	W	28-27
12/04	at Lions	S	L	14-40
12/11	at Titans	S	W	36-22
12/18	Cowboys	S	W	40-34+
12/22	at Jets	S	W	19-3
01/01	at Texans	S	W	31-3
01/07	Titans	S	W	20-16
<b>2022 TOTALS</b>		<b>17-17</b>	<b>9-8</b>	

+ - Overtime

2023 GAME-BY-GAME REGULAR-SEASON STATISTICS (CHIEFS)

DATE	OPPONENT	P/S	W/L	SCORE
09/07	Lions	S	L	20-21
09/17	at Jaguars	S	W	17-9
09/24	Bears	S	W	41-10
10/01	at Jets	S	W	23-20
10/08	at Vikings	S	W	27-20
10/12	Broncos	S	W	19-8
<b>2023 TOTALS</b>		<b>6-6</b>	<b>5-1</b>	

2022 GAME-BY-GAME POSTSEASON STATISTICS (JAGUARS)

DATE	OPPONENT	P/S	W/L	SCORE
01/14	Chargers	S	W	31-30
01/21	at Chiefs	S	L	20-27
<b>2022 TOTALS</b>		<b>2-2</b>	<b>1-1</b>	






# BJ THOMPSON

**DEFENSIVE END #53**

**STEPHEN F. AUSTIN**



**ROOKIE**

**HEIGHT: 6'6"**  
**WEIGHT: 243 LBS**  
**DRAFTED: D5-23**  
**BIRTHDAY: 3/23/99**

👁️ Rookie defensive end enters his first season with the Chiefs in 2023.

👁️ Originally entered the NFL as a fifth-round pick (166th overall) by the Kansas City Chiefs in the 2023 NFL Draft.

**Transactions:**

Originally entered the NFL as a fifth-round pick (166th overall) by the Kansas City Chiefs in the 2023 NFL Draft.

### COLLEGE

Transferred to Stephen F. Austin, where he had to sit out during the 2019 season due to NCAA rules ... Recorded 20.0 sacks in three seasons (2020-22) with the Lumberjacks ... In 2022, Thompson was a first-team All-WAC selection, leading the team with 5.0 sacks along with 25 tackles, 6.5 for loss and three forced fumbles in 11 starts ... Originally committed to Baylor, playing two seasons there (2017-18) and seeing action in 19 games (three starts) ... As a Bear, accumulated 18 tackles, 6.5 TFLs, 4.0 sacks, three quarterback pressures, one pass breakup and three blocked kicks ... Won football team slam dunk contest during halftime of Baylor basketball game in Feb. 2018.

### PERSONAL

- 👁️ All-State tight end and defensive end from England (Ark.) High School.
- 👁️ Two-way star player under Head Coach Terry Farmer at EHS.
- 👁️ Ranked No. 301 national prospect by 247Sports.
- 👁️ Rated nation's 17th-best athlete prospect in 2017 recruiting class by 247Sports and ranked No. 53 among defensive ends by ESPN.
- 👁️ Rankings among Arkansas prospects: No. 3 by 247Sports and No. 6 by ESPN.
- 👁️ Named to 2016 USA TODAY ALL-USA Arkansas first team as senior, led England to 14-1 record and 2016 2A state semifinals as senior, caught 37 passes for 601 yards and 10 TDs.
- 👁️ Defensively, made 29 tackles, 16.5 TFL, 7.5 sacks, two interceptions (one TD return), two breakups and one forced fumble as senior.
- 👁️ Helped EHS to 13-2 mark and 2015 2A semis as junior, totaled 52 receptions for 830 yards and 11 TDs.
- 👁️ Defensively, had 91 tackles, 13.0 sacks and one interception-return TD as junior.
- 👁️ Moved to outside linebacker and defensive end as sophomore, was starting cornerback for varsity as freshman.
- 👁️ Four-sport star at EHS, also competed in basketball, baseball and track and field.
- 👁️ Son of Kutisha Aldridge and Brandon Thompson.
- 👁️ Brother, Blake Mack, played tight end at Arkansas State.
- 👁️ Communications sciences and disorders major at Baylor.





# JOE THUNEY

**GUARD #62**  
**NORTH CAROLINA STATE**



**8TH** YEAR IN THE NFL

**3RD** YEAR WITH THE CHIEFS

**HEIGHT:** 6'5"  
**WEIGHT:** 304 LBS  
**DRAFTED:** FA-21  
**BIRTHDAY:** 11/18/92

👁 Eighth-year offensive lineman enters his third season with the Chiefs in 2023.

👁 Originally entered the NFL as a third-round pick (78th overall) by the New England Patriots in the 2016 NFL Draft.

### Career Highlights:

👁 Became the first player in NFL history to start in the Super Bowl in each of his first three seasons in the NFL, starting at left guard in Super Bowls LI, LII and LIII for the New England Patriots.

### Postseason Career Highlights:

👁 Did not allow a sack on QB Patrick Mahomes in Super Bowl LVII against the Philadelphia Eagles who recorded the most sacks in the regular season (70.0).

### Honors:

- 👁 Selected to the Pro Bowl following the 2022 season. Named an AP All-Pro following the 2019 (second-team) and 2022 (second-team) seasons.
- 👁 2021 Ed Block Courage Award.
- 👁 2019 AP All-Pro (second-team).
- 👁 2016 PFWA All-Rookie Team.
- 👁 2010s New England Patriots All-Decade Team.

### Transactions:

Signed by Kansas City (3/17/21) ... Re-signed with New England (3/19/20) ... Originally entered the NFL as a third-round pick (78th overall) by the New England Patriots in the 2016 NFL Draft.

## COLLEGE

Played in 41 career games along the offensive line at North Carolina State ... Named a first-team All-American by USA Today, the first Wolfpack offensive lineman to earn All-America honors since Outland Trophy winner Jim Ritcher in 1979 ... Also a first-team All-ACC performer on the media team, he was the first Wolfpack offensive lineman to earn that honor since 2003 ... Started games at four of the five positions on the offensive line: left tackle, left guard, right guard and right tackle ... Earned Academic All-ACC honors and named to the 2014-15 Academic Honor Roll ... Did not allow a sack in 589 snaps during 2015 ACC play from his left tackle spot.

## PERSONAL

- 👁 Was a member of two D4 state championship teams at Archbishop Alter High School.
- 👁 Voted Greater Catholic League Lineman of the Year as a senior in 2010.
- 👁 Also played basketball, where he started for two years and led his conference in rebounding as a junior.
- 👁 Last named pronounced: TOO-nee.
- 👁 Hometown: Centerville, Ohio.

## JOE THUNEY'S NFL REGULAR SEASON STATISTICS

DATE	TEAM	GP	GS
2016	Patriots	16	16
2017	Patriots	16	16
2018	Patriots	16	16
2019	Patriots	16	16
2020	Patriots	16	16
2021	Chiefs	17	17
2022	Chiefs	15	15
2023	Chiefs	6	6
<b>NFL TOTALS</b>		<b>118</b>	<b>118</b>





JOE THUNEY'S NFL POSTSEASON STATISTICS

DATE	TEAM	GP	GS
2016	Patriots	3	3
2017	Patriots	3	3
2018	Patriots	3	3
2019	Patriots	1	1
2021	Chiefs	3	3
2022	Chiefs	3	3
<b>NFL TOTALS</b>		<b>16</b>	<b>16</b>

2016 GAME-BY-GAME REGULAR-SEASON STATISTICS (PATRIOTS)

DATE	OPPONENT	P/S	W/L	SCORE
09/11	at Cardinals	S	W	23-21
09/18	Dolphins	S	W	31-24
09/22	Texans	S	W	27-0
10/02	Bills	S	L	0-16
10/09	at Browns	S	W	33-13
10/16	Bengals	S	W	35-17
10/23	at Steelers	S	W	27-16
10/30	at Bills	S	W	41-25
11/13	Seahawks	S	L	24-31
11/20	at 49ers	S	W	30-17
11/27	at Jets	S	W	22-17
12/04	Rams	S	W	26-10
12/12	Ravens	S	W	30-23
12/18	at Broncos	S	W	16-3
12/24	Jets	S	W	41-3
01/01	at Dolphins	S	W	35-14
<b>2016 TOTALS</b>		<b>16-16</b>	<b>14-2</b>	

2017 GAME-BY-GAME REGULAR-SEASON STATISTICS (PATRIOTS)

DATE	OPPONENT	P/S	W/L	SCORE
09/07	Chiefs	S	L	27-42
09/17	at Saints	S	W	36-20
09/24	Texans	S	W	36-33
10/01	Panthers	S	L	30-33
10/05	at Buccaneers	S	W	19-14
10/15	at Jets	S	W	24-17
10/22	Falcons	S	W	23-7
10/29	Chargers	S	W	21-13
11/12	at Broncos	S	W	41-16
11/19	at Raiders	S	W	33-8
11/26	Dolphins	S	W	35-17
12/03	at Bills	S	W	23-3
12/11	at Dolphins	S	L	20-27
12/17	at Steelers	S	W	27-24
12/24	Bills	S	W	37-16
12/31	Jets	S	W	26-6
<b>2017 TOTALS</b>		<b>16-16</b>	<b>13-3</b>	

2018 GAME-BY-GAME REGULAR-SEASON STATISTICS (PATRIOTS)

DATE	OPPONENT	P/S	W/L	SCORE
09/09	Texans	S	W	27-20
09/16	at Jaguars	S	L	20-31
09/23	at Lions	S	L	10-26
09/30	Dolphins	S	W	38-7
10/04	Colts	S	W	38-24
10/14	Chiefs	S	W	43-40
10/21	at Bears	S	W	38-31
10/29	at Bills	S	W	25-6
11/04	Packers	S	W	31-17
11/11	at Titans	S	L	10-34
11/25	at Jets	S	W	27-13
12/02	Vikings	S	W	24-10
12/09	at Dolphins	S	L	33-34
12/16	at Steelers	S	L	10-17
12/23	Bills	S	W	24-12
12/30	Jets	S	W	38-3
<b>2018 TOTALS</b>		<b>16-16</b>	<b>11-5</b>	



## 2019 GAME-BY-GAME REGULAR-SEASON STATISTICS (PATRIOTS)

DATE	OPPONENT	P/S	W/L	SCORE
09/08	Steelers	S	W	33-3
09/15	at Dolphins	S	W	43-0
09/22	Jets	S	W	30-14
09/29	at Bills	S	W	16-10
10/06	at Redskins	S	W	33-7
10/10	Giants	S	W	35-14
10/21	at Jets	S	W	33-0
10/27	Browns	S	W	27-13
11/03	at Ravens	S	L	20-37
11/17	at Eagles	S	W	17-10
11/24	Cowboys	S	W	13-9
12/01	at Texans	S	L	22-28
12/08	Chiefs	S	L	16-23
12/15	at Bengals	S	W	34-13
12/21	Bills	S	W	24-17
12/29	Dolphins	S	L	24-27
<b>2019 TOTALS</b>		<b>16-16</b>	<b>12-4</b>	

## 2020 GAME-BY-GAME REGULAR-SEASON STATISTICS (PATRIOTS)

DATE	OPPONENT	P/S	W/L	SCORE
09/13	Dolphins	S	W	21-11
09/20	at Seahawks	S	L	30-35
09/27	Raiders	S	W	36-20
10/05	at Chiefs	S	L	10-26
10/18	Broncos	S	L	12-18
10/25	49ers	S	L	6-33
11/01	at Bills	S	L	21-24
11/09	at Jets	S	W	30-27
11/15	Ravens	S	W	23-17
11/22	at Texans	S	L	20-27
11/29	Cardinals	S	W	20-17
12/06	at Chargers	S	W	45-0
12/10	at Rams	S	L	3-24
12/20	at Dolphins	S	L	12-22
12/28	Bills	S	L	9-38
01/03	Jets	S	W	28-14
<b>2020 TOTALS</b>		<b>16-16</b>	<b>7-9</b>	

## 2021 GAME-BY-GAME REGULAR-SEASON STATISTICS (CHIEFS)

DATE	OPPONENT	P/S	W/L	SCORE
09/12	Browns	S	W	33-29
09/19	at Ravens	S	L	35-36
09/26	Chargers	S	L	24-30
10/03	at Eagles	S	W	42-30
10/10	Bills	S	L	20-38
10/17	at Football Team	S	W	31-13
10/24	at Titans	S	L	3-27
11/01	Giants	S	W	20-17
11/07	Packers	S	W	13-7
11/14	at Raiders	S	W	41-14
11/21	Cowboys	S	W	19-9
12/05	Broncos	S	W	22-9
12/12	Raiders	S	W	48-9
12/16	at Chargers	S	W	34-28+
12/26	Steelers	S	W	36-10
01/02	at Bengals	S	L	31-34
01/08	at Broncos	S	W	28-24
<b>2021 TOTALS</b>		<b>17-17</b>	<b>12-5</b>	

+ - Overtime

2022 GAME-BY-GAME REGULAR-SEASON STATISTICS (CHIEFS)

DATE	OPPONENT	P/S	W/L	SCORE
09/11	at Cardinals	S	W	44-21
09/15	Chargers	S	W	27-24
09/25	at Colts	S	L	17-20
10/02	at Buccaneers	S	W	41-31
10/10	Raiders	S	W	30-29
10/16	Bills	S	L	20-24
10/23	at 49ers	S	W	44-23
11/06	Titans	S	W	20-17+
11/13	Jaguars	S	W	27-17
11/20	at Chargers	S	W	30-27
11/27	Rams	INACTIVE	W	26-10
12/04	at Bengals	INACTIVE	L	24-27
12/11	at Broncos	S	W	34-28
12/18	at Texans	S	W	30-24+
12/24	Seahawks	S	W	24-10
01/01	Broncos	S	W	27-24
01/07	at Raiders	S	W	31-13
<b>2022 TOTALS</b>		<b>15-15</b>	<b>14-3</b>	

+ - Overtime

2023 GAME-BY-GAME REGULAR-SEASON STATISTICS (CHIEFS)

DATE	OPPONENT	P/S	W/L	SCORE
09/07	Lions	S	L	20-21
09/17	at Jaguars	S	W	17-9
09/24	Bears	S	W	41-10
10/01	at Jets	S	W	23-20
10/08	at Vikings	S	W	27-20
10/12	Broncos	S	W	19-8
<b>2023 TOTALS</b>		<b>6-6</b>	<b>5-1</b>	

2016 GAME-BY-GAME POSTSEASON STATISTICS (PATRIOTS)

DATE	OPPONENT	P/S	W/L	SCORE
01/14	Texans	S	W	34-16
01/22	Steelers	S	W	36-17
02/05	at Falcons	S	W	34-28+
<b>2016 TOTALS</b>		<b>3-3</b>	<b>3-0</b>	

+ - Overtime

2017 GAME-BY-GAME POSTSEASON STATISTICS (PATRIOTS)

DATE	OPPONENT	P/S	W/L	SCORE
01/13	Titans	S	W	35-14
01/21	Jaguars	S	W	24-20
02/04	Eagles	S	L	33-41
<b>2017 TOTALS</b>		<b>3-3</b>	<b>2-1</b>	

2018 GAME-BY-GAME POSTSEASON STATISTICS (PATRIOTS)

DATE	OPPONENT	P/S	W/L	SCORE
01/13	Chargers	S	W	41-28
01/20	at Chiefs	S	W	37-31+
02/03	at Rams	S	W	13-3
<b>2018 TOTALS</b>		<b>3-3</b>	<b>3-0</b>	

+ - Overtime

2019 GAME-BY-GAME POSTSEASON STATISTICS (PATRIOTS)

DATE	OPPONENT	P/S	W/L	SCORE
01/04	Titans	S	L	13-20
<b>2019 TOTALS</b>		<b>1-1</b>	<b>0-1</b>	

2021 GAME-BY-GAME POSTSEASON STATISTICS (CHIEFS)

DATE	OPPONENT	P/S	W/L	SCORE
01/16	Steelers	S	W	42-21
01/23	Bills	S	W	42-36+
01/30	Bengals	S	L	24-27+
<b>2021 TOTALS</b>		<b>3-3</b>	<b>2-1</b>	

+ - Overtime

2022 GAME-BY-GAME POSTSEASON STATISTICS (CHIEFS)

DATE	OPPONENT	P/S	W/L	SCORE
01/21	Jaguars	S	W	27-20
01/29	Bengals	S	W	23-20
02/12	at Eagles	S	W	38-35
<b>2022 TOTALS</b>		<b>3-3</b>	<b>3-0</b>	





# KADARIUS TONEY



**WIDE RECEIVER #19**

**FLORIDA**

**3<sup>RD</sup>** YEAR IN THE NFL

**2<sup>ND</sup>** YEAR WITH THE CHIEFS

**HEIGHT:** 6'0"  
**WEIGHT:** 193 LBS  
**DRAFTED:** T (NYG)-22  
**BIRTHDAY:** 1/27/99

- Third-year wide receiver enters his second season with the Chiefs in 2023.
- Traded to Kansas City from N.Y. Giants in exchange for a 2023 third-round pick and 2023 sixth-round pick.
- Originally entered the NFL as a first-round pick (20th overall) by the New York Giants in the 2021 draft.

- Recorded the longest punt return in Super Bowl history with his 65-yard return in Super Bowl LVII.

### Transactions:

Traded to Kansas City from N.Y. Giants (10/27/22) ... Originally entered the NFL as a first-round pick (20th overall) by the New York Giants in the 2021 draft.

### Postseason Career Highlights:

### COLLEGE

Played four years at the University of Florida (2017-20) ... Finished his career with 38 games played, recording 2,641 all-purpose yards (69.5 average) ... Caught 120 passes for 1,590 yards and 12 touchdowns and rushed for 580 yards and two touchdowns in his career.

### PERSONAL

- Went to Blount.
- Played for coach Lev Holly.
- Finished his senior season with 2,894 yards and 32 touchdowns through the air and also ran for 894 yards and 15 touchdowns.
- Named the 2016 Class 6A Back of the Year.
- Made the 2016 AL.com Super All-State team.
- Played in the 2016 Alabama-Mississippi All-Star Classic.
- Named Offensive MVP of the 2016 AL.com All-Coastal Alabama team.
- Passed for 3,604 yards and 37 touchdowns and rushed for 896 yards and 16 touchdowns in 2015.
- Selected to the AL.com Coastal Alabama first team and Class 6A All-State second team during his junior season.
- Helped Blount to a 20-5 record in his last two seasons.

### REGULAR SEASON COMPARISON: RECEIVING - LOS ANGELES CHARGERS

DATE	OPP	W/L	GP/GS	REC	YDS.	AVG.	TD	LG	TGTS	YAC
11/20/22	KC @ LAC	W	P	0	0	0	0	0	1	0
<b>TOTALS</b>			<b>1/0</b>	<b>0</b>	<b>0</b>	<b>0</b>	<b>0</b>	<b>0</b>	<b>1</b>	<b>0</b>

### KADARIUS TONEY'S NFL REGULAR SEASON RUSHING/RECEIVING STATISTICS

DATE	TEAM	RECEIVING		RECEIVING						RUSHING				
		GP	GS	NO.	YDS.	AVG.	LG	TD	NO.	YDS.	AVG.	LG	TD	
2021	Giants	10	4	39	420	10.8	38	0	3	6	2.0	7	0	
2022	Giants	2	1	2	0	0.0	2	0	2	23	11.5	19	0	
Went from <b>N.Y. Giants</b> to <b>Kansas City</b> .														
2022	Chiefs	7	3	14	171	12.2	38	2	5	59	11.8	32	1	
<b>2022</b>	<b>TOTAL</b>	<b>9</b>	<b>4</b>	<b>16</b>	<b>171</b>	<b>10.7</b>	<b>38</b>	<b>2</b>	<b>7</b>	<b>82</b>	<b>11.7</b>	<b>32</b>	<b>1</b>	
2023	Chiefs	6	2	17	92	5.4	17	1	5	-2	-0.4	3	0	
<b>NFL TOTALS</b>		<b>25</b>	<b>10</b>	<b>72</b>	<b>683</b>	<b>9.5</b>	<b>38</b>	<b>3</b>	<b>15</b>	<b>86</b>	<b>5.7</b>	<b>32</b>	<b>1</b>	



## KADARIUS TONEY'S NFL POSTSEASON RUSHING/RECEIVING STATISTICS

DATE	TEAM	GP	GS	RECEIVING					RUSHING				
				NO.	YDS.	AVG.	LG	TD	NO.	YDS.	AVG.	LG	TD
2022	Chiefs	3	1	7	50	7.1	9	1	1	14	14.0	14	0
<b>NFL TOTALS</b>		<b>3</b>	<b>1</b>	<b>7</b>	<b>50</b>	<b>7.1</b>	<b>9</b>	<b>1</b>	<b>1</b>	<b>14</b>	<b>14.0</b>	<b>14</b>	<b>0</b>

## KADARIUS TONEY'S NFL REGULAR SEASON RETURN STATISTICS

DATE	TEAM	KICKOFF RETURNS					PUNT RETURNS					
		RET.	YDS.	AVG.	LG	TD	NO.	FC	YDS.	AVG.	LG	TD
2021	Giants	0	0	0.0	0	0	1	1	0	0.0	0	0
2022	Giants	0	0	0.0	0	0	0	0	0	0.0	0	0
Went from <b>N.Y. Giants</b> to <b>Kansas City.</b>												
2022	Chiefs	0	0	0.0	0	0	10	4	61	6.1	9	0
2022	<b>TOTAL</b>	<b>0</b>	<b>0</b>	<b>0.0</b>	<b>0</b>	<b>0</b>	<b>10</b>	<b>4</b>	<b>61</b>	<b>6.1</b>	<b>9</b>	<b>0</b>
2023	Chiefs	0	0	0.0	0	0	0	0	0	0.0	0	0
<b>NFL TOTALS</b>		<b>0</b>	<b>0</b>	<b>0.0</b>	<b>0</b>	<b>0</b>	<b>11</b>	<b>5</b>	<b>61</b>	<b>5.5</b>	<b>9</b>	<b>0</b>

## KADARIUS TONEY'S NFL POSTSEASON RETURN STATISTICS

DATE	TEAM	KICKOFF RETURNS					PUNT RETURNS					
		RET.	YDS.	AVG.	LG	TD	NO.	FC	YDS.	AVG.	LG	TD
2022	Chiefs	0	0	0.0	0	0	6	0	112	18.7	65	0
<b>NFL TOTALS</b>		<b>0</b>	<b>0</b>	<b>0.0</b>	<b>0</b>	<b>0</b>	<b>6</b>	<b>0</b>	<b>112</b>	<b>18.7</b>	<b>65</b>	<b>0</b>

### SINGLE-GAME HIGHS: RUSHING/RECEIVING

<b>Rush Attempts</b>	3 at Las Vegas, Jan 07, 2023 2 vs. Denver, Oct 12, 2023 2 vs. Jacksonville, Nov 13, 2022 2 at Tennessee, Sep 11, 2022 1 at Minnesota, Oct 08, 2023 ...5 more at 1.	<b>Receiving TDs</b>	1 vs. Denver, Oct 12, 2023 1 vs. Seattle, Dec 24, 2022 1 vs. Jacksonville, Nov 13, 2022
<b>Rushing Yards</b>	33 vs. Jacksonville, Nov 13, 2022 26 at Las Vegas, Jan 07, 2023 23 at Tennessee, Sep 11, 2022 7 at Dallas, Oct 10, 2021 3 at Jacksonville, Sep 17, 2023	<b>All-Purpose Yards</b>	196 at Dallas, Oct 10, 2021 101 vs. Jacksonville, Nov 13, 2022 85 vs. Denver, Jan 01, 2023 79 at New Orleans, Oct 03, 2021 49 at Las Vegas, Jan 07, 2023
<b>Longest Runs</b>	32 vs. Jacksonville, Nov 13, 2022 19 at Tennessee, Sep 11, 2022 14 at Las Vegas, Jan 07, 2023 11t at Las Vegas, Jan 07, 2023 7 at Dallas, Oct 10, 2021	<b>Fair Catches</b>	2 vs. Denver, Jan 01, 2023 1 at Houston, Dec 18, 2022 1 vs. Jacksonville, Nov 13, 2022 1 at Kansas City, Nov 01, 2021
<b>Rushing TDs</b>	1 at Las Vegas, Jan 07, 2023 10 at Dallas, Oct 10, 2021 7 at Tampa Bay, Nov 22, 2021 6 at New Orleans, Oct 03, 2021 5 at Minnesota, Oct 08, 2023 5 at Jacksonville, Sep 17, 2023	<b>Punt Return Yards</b>	18 vs. Seattle, Dec 24, 2022 14 vs. Denver, Jan 01, 2023 11 vs. Jacksonville, Nov 13, 2022 8 at Houston, Dec 18, 2022 5 at L.A. Chargers, Nov 20, 2022
<b>Receptions</b>	7 at Tampa Bay, Nov 22, 2021 6 at New Orleans, Oct 03, 2021 5 at Minnesota, Oct 08, 2023 5 at Jacksonville, Sep 17, 2023	<b>Longest Punt Return</b>	9 vs. Seattle, Dec 24, 2022 9 vs. Seattle, Dec 24, 2022 7 vs. Denver, Jan 01, 2023 7 vs. Denver, Jan 01, 2023 ...1 more at 7.
<b>Receiving Yards</b>	189 at Dallas, Oct 10, 2021 78 at New Orleans, Oct 03, 2021 71 vs. Denver, Jan 01, 2023 57 vs. Jacksonville, Nov 13, 2022 40 at Tampa Bay, Nov 22, 2021	<b>Punt Returns</b>	2 vs. Denver, Jan 01, 2023 2 vs. Seattle, Dec 24, 2022 2 at Houston, Dec 18, 2022 ...1 more at 2.
<b>Receiving Average</b>	18.9 at Dallas, Oct 10, 2021 17.8 vs. Denver, Jan 01, 2023 14.3 vs. Jacksonville, Nov 13, 2022 13.0 at New Orleans, Oct 03, 2021 12.0 vs. L.A. Rams, Oct 17, 2021	<b>Most TDs</b>	1 vs. Denver, Oct 12, 2023 1 at Las Vegas, Jan 07, 2023 1 vs. Seattle, Dec 24, 2022 ...1 more at 1.
<b>Longest Receptions</b>	38 vs. Denver, Jan 01, 2023 38 at Dallas, Oct 10, 2021 35 at Dallas, Oct 10, 2021 28 at Dallas, Oct 10, 2021 27 vs. Denver, Jan 01, 2023		



SINGLE-GAME HIGHS - POSTSEASON: RUSHING/RECEIVING

**Longest Runs** 14 vs. Jacksonville, Jan 21, 2023  
**Receptions** 5 vs. Jacksonville, Jan 21, 2023  
 1 vs. Cincinnati, Jan 29, 2023  
**Receiving Yards** 36 vs. Jacksonville, Jan 21, 2023  
 9 vs. Cincinnati, Jan 29, 2023  
**Receiving Average** 7.2 vs. Jacksonville, Jan 21, 2023  
**Longest Receptions** 9 vs. Cincinnati, Jan 29, 2023  
 9 vs. Jacksonville, Jan 21, 2023  
 8 vs. Jacksonville, Jan 21, 2023  
 8 vs. Jacksonville, Jan 21, 2023  
 6 vs. Jacksonville, Jan 21, 2023  
**All-Purpose Yards** 73 vs. Jacksonville, Jan 21, 2023  
 21 vs. Cincinnati, Jan 29, 2023  
 5 at Philadelphia, Feb 12, 2023

**Punt Return Yards** 77 at Philadelphia, Feb 12, 2023  
 23 vs. Jacksonville, Jan 21, 2023  
 12 vs. Cincinnati, Jan 29, 2023  
**Longest Punt Return** 65 at Philadelphia, Feb 12, 2023  
 12 at Philadelphia, Feb 12, 2023  
 12 vs. Cincinnati, Jan 29, 2023  
 11 vs. Jacksonville, Jan 21, 2023  
 6 vs. Jacksonville, Jan 21, 2023  
 ...1 more at 6.  
**Punt Returns** 3 vs. Jacksonville, Jan 21, 2023  
 2 at Philadelphia, Feb 12, 2023  
 1 vs. Cincinnati, Jan 29, 2023  
**Punt Return Average** 7.7 vs. Jacksonville, Jan 21, 2023  
**Most TDs** 1 at Philadelphia, Feb 12, 2023

100-YARD RECEIVING GAMES (1): REGULAR SEASON

DATE	TEAM	NO.	YDS.	AVG.	LG	TD
10/10/21	at Cowboys	10	189	18.9	38	0

2021 GAME-BY-GAME REGULAR-SEASON STATISTICS (GIANTS)

DATE	OPPONENT	P/S	RECEIVING					RUSHING					W/L	SCORE
			NO.	YDS.	AVG.	LG	TD	NO.	YDS.	AVG.	LG	TD		
09/12	Broncos	P	2	-2	-1.0	4	0	0	0	0.0	0	0	L	13-27
09/16	at Football Team	P	0	0	0.0	0	0	0	0	0.0	0	0	L	29-30
09/26	Falcons	P	2	16	8.0	9	0	0	0	0.0	0	0	L	14-17
10/03	at Saints	S	6	78	13.0	21	0	1	1	1.0	1	0	W	27-21+
10/10	at Cowboys	P	10	189	18.9	38	0	1	7	7.0	7	0	L	20-44
10/17	Rams	P	3	36	12.0	17	0	0	0	0.0	0	0	L	11-38
10/24	Panthers						INACTIVE						W	25-3
11/01	at Chiefs	S	4	26	6.5	11	0	0	0	0.0	0	0	L	17-20
11/07	Raiders	S	1	9	9.0	9	0	1	-2	-2.0	-2	0	W	23-16
11/22	at Buccaneers	S	7	40	5.7	8	0	0	0	0.0	0	0	L	10-30
11/28	Eagles						INACTIVE						W	13-7
12/05	at Dolphins						INACTIVE						L	9-20
12/12	at Chargers						INACTIVE						L	21-37
12/19	Cowboys						DID NOT PLAY						L	6-21
12/26	at Eagles	P	4	28	7.0	8	0	0	0	0.0	0	0	L	10-34
01/02	at Bears						INACTIVE						L	3-29
01/09	Football Team						INACTIVE						L	7-22
<b>2021 TOTALS</b>		<b>10-4</b>	<b>39</b>	<b>420</b>	<b>10.8</b>	<b>38</b>	<b>0</b>	<b>3</b>	<b>6</b>	<b>2.0</b>	<b>7</b>	<b>0</b>	<b>4-13</b>	

+ - Overtime

2022 GAME-BY-GAME REGULAR-SEASON STATISTICS (GIANTS/CHIEFS)

DATE	OPPONENT	P/S	RECEIVING					RUSHING					W/L	SCORE
			NO.	YDS.	AVG.	LG	TD	NO.	YDS.	AVG.	LG	TD		
09/11	at Titans	P	0	0	0.0	0	0	2	23	11.5	19	0	W	21-20
09/18	Panthers	S	2	0	0.0	2	0	0	0	0.0	0	0	W	19-16
09/26	Cowboys						INACTIVE						L	16-23
10/02	Bears						INACTIVE						W	20-12
10/09	at Packers						INACTIVE						W	27-22
10/16	Ravens						INACTIVE						W	24-20
10/23	at Jaguars						INACTIVE						W	23-17
11/06	Titans	S	2	12	6.0	10	0	0	0	0.0	0	0	W	20-17+
11/13	Jaguars	P	4	57	14.3	23	1	2	33	16.5	32	0	W	27-17
11/20	at Chargers	P	0	0	0.0	0	0	0	0	0.0	0	0	W	30-27
11/27	Rams						INACTIVE						W	26-10
12/04	at Bengals						INACTIVE						L	24-27
12/11	at Broncos						INACTIVE						W	34-28
12/18	at Texans	P	1	5	5.0	5	0	0	0	0.0	0	0	W	30-24+
12/24	Seahawks	P	1	8	8.0	8	1	0	0	0.0	0	0	W	24-10
01/01	Broncos	S	4	71	17.8	38	0	0	0	0.0	0	0	W	27-24
01/07	at Raiders	S	2	18	9.0	10	0	3	26	8.7	14	1	W	31-13
<b>2022 TOTALS</b>		<b>9-4</b>	<b>16</b>	<b>171</b>	<b>10.7</b>	<b>38</b>	<b>2</b>	<b>7</b>	<b>82</b>	<b>11.7</b>	<b>32</b>	<b>1</b>	<b>15-2</b>	

+ - Overtime



2023 GAME-BY-GAME REGULAR-SEASON STATISTICS (CHIEFS)

DATE	OPPONENT	P/S	RECEIVING					RUSHING					W/L	SCORE
			NO.	YDS.	AVG.	LG	TD	NO.	YDS.	AVG.	LG	TD		
09/07	Lions	S	1	1	1.0	1	0	1	-1	-1.0	-1	0	L	20-21
09/17	at Jaguars	P	5	35	7.0	17	0	1	3	3.0	3	0	W	17-9
09/24	Bears	P	1	-1	-1.0	-1	0	0	0	0.0	0	0	W	41-10
10/01	at Jets	P	2	22	11.0	15	0	0	0	0.0	0	0	W	23-20
10/08	at Vikings	S	5	26	5.2	9	0	1	1	1.0	1	0	W	27-20
10/12	Broncos	P	3	9	3.0	5	1	2	-5	-2.5	-2	0	W	19-8
<b>2023 TOTALS</b>		<b>6-2</b>	<b>17</b>	<b>92</b>	<b>5.4</b>	<b>17</b>	<b>1</b>	<b>5</b>	<b>-2</b>	<b>-0.4</b>	<b>3</b>	<b>0</b>	<b>5-1</b>	

2022 GAME-BY-GAME POSTSEASON STATISTICS (CHIEFS)

DATE	OPPONENT	P/S	RECEIVING					RUSHING					W/L	SCORE
			NO.	YDS.	AVG.	LG	TD	NO.	YDS.	AVG.	LG	TD		
01/21	Jaguars	P	5	36	7.2	9	0	1	14	14.0	14	0	W	27-20
01/29	Bengals	S	1	9	9.0	9	0	0	0	0.0	0	0	W	23-20
02/12	at Eagles	P	1	5	5.0	5t	1	0	0	0.0	0	0	W	38-35
<b>2022 TOTALS</b>		<b>3-1</b>	<b>7</b>	<b>50</b>	<b>7.1</b>	<b>9</b>	<b>1</b>	<b>1</b>	<b>14</b>	<b>14.0</b>	<b>14</b>	<b>0</b>	<b>3-0</b>	





# TOMMY TOWNSEND

**PUNTER #5**  
**FLORIDA**



**4TH** YEAR IN THE NFL

**4TH** YEAR WITH THE CHIEFS

**HEIGHT:** 6'1"  
**WEIGHT:** 191 LBS  
**DRAFTED:** CFA-20  
**BIRTHDAY:** 11/12/96

👁️ Fourth-year punter enters his fourth season with the Chiefs in 2023.

👁️ Originally entered the NFL as an undrafted free agent with the Kansas City Chiefs in 2020.

### Career Highlights:

👁️ With 62 punts inside the 20, Townsend is tied with former P Bryan Baker for third-most punts inside the 20 in franchise history.

👁️ In 2022, recorded two of the top five longest punts in franchise history. In Week 2 against the L.A. Chargers (9/15/22), Townsend booted the ball 74 yards, tying former P Bob Grupp for the fifth-longest punt in Chiefs history. At Denver in Week 14 (12/11/22), he punted the ball 76 yards, tying former P Dan Stryzinski for the third-longest punt in the franchise record book.

👁️ Recorded the highest punting average in a single-season (50.42) and highest net punting average in a single-season (45.58) in Chiefs history in 2022.

👁️ Did not punt for the first time in his career against Philadelphia (10/3/21). For the Chiefs, it marks the fourth time in the regular season that the club did not register at least one punt in a contest.

👁️ In Week 4 versus the New England Patriots (10/5/20), he

recorded a punting average of 60.8 yards, setting a new Chiefs single-game franchise record (minimum four punts).

### Postseason Career Highlights:

👁️ During Wild Card weekend in 2022, Townsend posted the fourth-longest punt in Chiefs postseason history with a 60-yard boot against the Jaguars.

### Honors:

- 👁️ Selected to the Pro Bowl following the 2022 season.
- 👁️ Named an AP All-Pro following the 2022 (first-team) season.
- 👁️ Was voted by teammates as a special teams team captain prior to the club's 2022 playoff games.
- 👁️ September 2022 AFC Special Teams Player of the Month.
- 👁️ 2022 Week 15 AFC Special Teams Player of the Week.
- 👁️ November 2021 AFC Player of the Month.
- 👁️ 2021 Week 9 AFC Player of the Week.
- 👁️ 2020 Week 15 AFC Special Teams Player of the Week.
- 👁️ 2020 PFWA All-Rookie Team.

### Transactions:

Re-signed with Kansas City (4/27/23) ... Originally entered the NFL as an undrafted free agent with the Kansas City Chiefs in 2020.

## COLLEGE

Finished his collegiate career at Florida with 4,162 yards on 93 punts (44.8 avg.) ... Holds the school record for most yards by a punter in a single game (432 yds., nine punts) and the seventh-longest punt (71 yds.) ... In 2019, totaled 1,847 yards on 42 punts, averaging 44.0 yards per kick ... Recorded 11 punts of over 50 yards and downed 20 inside the 20-yard line ... Was a semifinalist for the Ray Guy Award in 2019 ... In 2018, finished the season averaging 45.4 yards as he totaled 2,315 yards on 51 punts ... Named second-team All-SEC by Athlon Sports and was a semifinalist for the Ray Guy Award in 2018 ... Sat out the 2016 season due to NCAA transfer rules after transferring from Tennessee.

## PERSONAL

👁️ Following his senior season at Boone High School, he was named first-team All-America (Scout.com), All-State (Statewide Sports Writers & FHSCA), All-Central Florida (Orlando Sentinel) and All-District (FHSCA).

👁️ Averaged 43.0 yards per punt as a senior.

👁️ Named a U.S. Army All-American.

👁️ Played in the 2014 Central Florida All-Star Game.

👁️ Garnered Defensive Player of the Week honors from the Orlando Touchdown Club following a two interception performance against Edgewater High School in 2014.

👁️ Also played cornerback and quarterback in high school and played baseball for Boone.

👁️ Brother, Johnny, was also a punter at Florida and spent the 2018 season with the Oakland Raiders and joined the Chiefs practice squad in November of 2020.

👁️ Hometown: Orlando, Fla.





TOMMY TOWNSEND'S NFL REGULAR SEASON PUNTING STATISTICS

DATE	TEAM	GP	NO.	YDS.	AVG.	OPP. RET.	YDS.	NET YDS.	AVG.	TB	IN20	LG	BK
2020	Chiefs	16	52	2,339	45.0	15	119	2,100	40.4	6	20	67	0
2021	Chiefs	16	37	1,746	47.2	17	64	1,622	43.8	3	20	68	0
2022	Chiefs	17	53	2,672	50.4	22	176	2,416	45.6	4	22	76	0
2023	Chiefs	6	18	877	48.7	7	65	792	44.0	1	8	62	0
<b>NFL TOTALS</b>		<b>55</b>	<b>160</b>	<b>7,634</b>	<b>47.7</b>	<b>61</b>	<b>424</b>	<b>6,930</b>	<b>43.3</b>	<b>14</b>	<b>70</b>	<b>76</b>	<b>0</b>

TOMMY TOWNSEND'S NFL POSTSEASON PUNTING STATISTICS

DATE	TEAM	GP	NO.	YDS.	AVG.	OPP. RET.	YDS.	NET YDS.	AVG.	TB	IN20	LG	BK
2020	Chiefs	3	4	151	37.8	1	0	131	32.8	1	1	51	0
2021	Chiefs	3	10	435	43.5	4	35	380	38.0	1	5	57	0
2022	Chiefs	3	10	452	45.2	6	63	389	38.9	0	5	60	0
<b>NFL TOTALS</b>		<b>9</b>	<b>24</b>	<b>1,038</b>	<b>43.3</b>	<b>11</b>	<b>98</b>	<b>900</b>	<b>37.5</b>	<b>2</b>	<b>11</b>	<b>60</b>	<b>0</b>

SINGLE-GAME HIGHS: PUNTER

<b>Punts</b>	6 vs. Seattle, Dec 24, 2022 6 vs. Tennessee, Nov 06, 2022 6 vs. L.A. Chargers, Sep 15, 2022 ...2 more at 6.	<b>Longest Punts</b>	76 at Denver, Dec 11, 2022 74 vs. L.A. Chargers, Sep 15, 2022 68 vs. Dallas, Nov 21, 2021 67 vs. Las Vegas, Oct 11, 2020 65 at Indianapolis, Sep 25, 2022 ...1 more at 65.
<b>Gross Punting Yards</b>	341 vs. Green Bay, Nov 07, 2021 333 vs. L.A. Chargers, Sep 15, 2022 283 vs. Tennessee, Nov 06, 2022 263 vs. Denver, Jan 01, 2023 247 vs. Detroit, Sep 07, 2023	<b>Inside the 20</b>	5 vs. Green Bay, Nov 07, 2021 4 vs. N.Y. Giants, Nov 01, 2021 3 vs. Detroit, Sep 07, 2023 3 at Las Vegas, Jan 07, 2023 3 vs. Seattle, Dec 24, 2022 ...4 more at 3.
<b>Gross Punting Avg</b>	66.3 at Denver, Dec 11, 2022 60.8 vs. New England, Oct 05, 2020 58.0 at Baltimore, Sep 28, 2020 57.7 vs. Buffalo, Oct 16, 2022	<b>Pass Attempts</b>	1 at Indianapolis, Sep 25, 2022 1 at Las Vegas, Nov 14, 2021 1 vs. N.Y. Jets, Nov 01, 2020
<b>Net Punting Yards</b>	326 vs. Green Bay, Nov 07, 2021 296 vs. L.A. Chargers, Sep 15, 2022 252 vs. Tennessee, Nov 06, 2022 234 vs. Seattle, Dec 24, 2022 231 vs. Detroit, Sep 07, 2023	<b>Pass Completions</b>	1 at Las Vegas, Nov 14, 2021 1 vs. N.Y. Jets, Nov 01, 2020
<b>Net Punting Avg</b>	55.7 vs. Buffalo, Oct 16, 2022 55.0 vs. Chicago, Sep 24, 2023 54.3 vs. Green Bay, Nov 07, 2021 53.3 at Indianapolis, Sep 25, 2022 52.7 at Denver, Dec 11, 2022	<b>Yards Passing</b>	16 at Las Vegas, Nov 14, 2021 13 vs. N.Y. Jets, Nov 01, 2020

SINGLE-GAME HIGHS - POSTSEASON: PUNTER

<b>Punts</b>	4 vs. Cincinnati, Jan 29, 2023 4 vs. Jacksonville, Jan 21, 2023 4 vs. Cincinnati, Jan 30, 2022 ...1 more at 4.	<b>Net Punting Avg</b>	45.0 vs. Jacksonville, Jan 21, 2023 44.0 vs. Buffalo, Jan 23, 2022 44.0 vs. Buffalo, Jan 24, 2021 41.8 vs. Cincinnati, Jan 30, 2022 36.5 vs. Cincinnati, Jan 29, 2023
<b>Gross Punting Yards</b>	209 vs. Cincinnati, Jan 30, 2022 203 vs. Jacksonville, Jan 21, 2023 151 vs. Cincinnati, Jan 29, 2023 138 vs. Pittsburgh, Jan 16, 2022 107 at Tampa Bay, Feb 07, 2021	<b>Longest Punts</b>	60 vs. Jacksonville, Jan 21, 2023 57 vs. Cincinnati, Jan 30, 2022 51 at Tampa Bay, Feb 07, 2021 50 at Philadelphia, Feb 12, 2023 50 vs. Buffalo, Jan 23, 2022
<b>Gross Punting Avg</b>	52.3 vs. Cincinnati, Jan 30, 2022 50.8 vs. Jacksonville, Jan 21, 2023 49.0 at Philadelphia, Feb 12, 2023 44.0 vs. Buffalo, Jan 23, 2022 44.0 vs. Buffalo, Jan 24, 2021	<b>Inside the 20</b>	3 vs. Cincinnati, Jan 29, 2023 3 vs. Pittsburgh, Jan 16, 2022 2 vs. Jacksonville, Jan 21, 2023 1 vs. Cincinnati, Jan 30, 2022 1 vs. Buffalo, Jan 23, 2022 ...1 more at 1.
<b>Net Punting Yards</b>	180 vs. Jacksonville, Jan 21, 2023 167 vs. Cincinnati, Jan 30, 2022 146 vs. Cincinnati, Jan 29, 2023 125 vs. Pittsburgh, Jan 16, 2022 88 vs. Buffalo, Jan 23, 2022		



2020 GAME-BY-GAME REGULAR-SEASON STATISTICS (CHIEFS)

DATE	OPPONENT		NO.	YDS.	AVG.	OPP. RET.	YDS.	NET YDS.	AVG	TB	IN20	LG	BK	W/L	SCORE
09/10	Texans	P	3	136	45.3	1	19	97	32.3	1	1	54	0	W	34-20
09/20	at Chargers	P	5	221	44.2	1	3	198	39.6	1	2	55	0	W	23-20+
09/28	at Ravens	P	1	58	58.0	1	16	42	42.0	0	0	58	0	W	34-20
10/05	Patriots	P	4	243	60.8	1	12	191	47.8	2	1	65	0	W	26-10
10/11	Raiders	P	5	244	48.8	0	0	224	44.8	1	1	67	0	L	32-40
10/19	at Bills	P	2	80	40.0	1	24	56	28.0	0	1	42	0	W	26-17
10/25	at Broncos	P	3	133	44.3	1	0	133	44.3	0	2	57	0	W	43-16
11/01	Jets	P	3	122	40.7	0	0	102	34.0	1	1	44	0	W	35-9
11/08	Panthers	P	1	36	36.0	0	0	36	36.0	0	1	36	0	W	33-31
11/22	at Raiders	P	2	107	53.5	2	11	96	48.0	0	0	55	0	W	35-31
11/29	at Buccaneers	P	4	159	39.8	1	2	157	39.3	0	1	54	0	W	27-24
12/06	Broncos	P	3	112	37.3	1	-2	114	38.0	0	2	43	0	W	22-16
12/13	at Dolphins	P	4	198	49.5	3	8	190	47.5	0	1	58	0	W	33-27
12/20	at Saints	P	6	243	40.5	2	26	217	36.2	0	3	61	0	W	32-29
12/27	Falcons	P	4	165	41.3	0	0	165	41.3	0	3	58	0	W	17-14
01/03	Chargers	P	2	82	41.0	0	0	82	41.0	0	0	44	0	L	21-38
<b>2020 TOTALS</b>			<b>16</b>	<b>52</b>	<b>2,339</b>	<b>45.0</b>	<b>15</b>	<b>119</b>	<b>2,100</b>	<b>40.4</b>	<b>6</b>	<b>20</b>	<b>67</b>	<b>0</b>	<b>14-2</b>

+ - Overtime

2021 GAME-BY-GAME REGULAR-SEASON STATISTICS (CHIEFS)

DATE	OPPONENT		NO.	YDS.	AVG.	OPP. RET.	YDS.	NET YDS.	AVG	TB	IN20	LG	BK	W/L	SCORE
09/12	Browns	P	2	91	45.5	1	4	87	43.5	0	2	47	0	W	33-29
09/19	at Ravens	P	3	135	45.0	1	16	119	39.7	0	0	54	0	L	35-36
09/26	Chargers	P	1	51	51.0	1	0	51	51.0	0	0	51	0	L	24-30
10/03	at Eagles	P	0	0	0.0	0	0	0	0.0	0	0	0	0	W	42-30
10/10	Bills	P	2	88	44.0	1	7	81	40.5	0	1	46	0	L	20-38
10/17	at Football Team	P	2	53	26.5	0	0	53	26.5	0	1	34	0	W	31-13
10/24	at Titans	P	2	93	46.5	0	0	93	46.5	0	1	52	0	L	3-27
11/01	Giants	P	4	203	50.8	2	0	203	50.8	0	4	58	0	W	20-17
11/07	Packers	P	6	341	56.8	3	15	326	54.3	0	5	64	0	W	13-7
11/14	at Raiders	P	1	42	42.0	0	0	42	42.0	0	0	42	0	W	41-14
11/21	Cowboys	P	3	166	55.3	2	7	139	46.3	1	1	68	0	W	19-9
12/05	Broncos	P	4	190	47.5	3	6	184	46.0	0	3	54	0	W	22-9
12/12	Raiders	P	1	52	52.0	1	6	46	46.0	0	1	52	0	W	48-9
12/16	at Chargers	P	1	32	32.0	0	0	32	32.0	0	0	32	0	W	34-28+
12/26	Steelers													W	36-10
01/02	at Bengals	P	3	108	36.0	1	3	105	35.0	0	1	42	0	L	31-34
01/08	at Broncos	P	2	101	50.5	0	0	61	30.5	2	0	58	0	W	28-24
<b>2021 TOTALS</b>			<b>16</b>	<b>37</b>	<b>1,746</b>	<b>47.2</b>	<b>16</b>	<b>64</b>	<b>1,622</b>	<b>43.8</b>	<b>3</b>	<b>20</b>	<b>68</b>	<b>0</b>	<b>12-5</b>

+ - Overtime

2022 GAME-BY-GAME REGULAR-SEASON STATISTICS (CHIEFS)

DATE	OPPONENT		NO.	YDS.	AVG.	OPP. RET.	YDS.	NET YDS.	AVG	TB	IN20	LG	BK	W/L	SCORE
09/11	at Cardinals	P	2	108	54.0	1	-1	89	44.5	1	0	58	0	W	44-21
09/15	Chargers	P	6	333	55.5	2	17	296	49.3	1	3	74	0	W	27-24
09/25	at Colts	P	3	170	56.7	1	10	160	53.3	0	2	65	0	L	17-20
10/02	at Buccaneers	P	1	43	43.0	0	0	43	43.0	0	0	43	0	W	41-31
10/10	Raiders	P	3	145	48.3	1	3	142	47.3	0	1	60	0	W	30-29
10/16	Bills	P	3	173	57.7	2	6	167	55.7	0	1	60	0	L	20-24
10/23	at 49ers	P	1	33	33.0	0	0	33	33.0	0	1	33	0	W	44-23
11/06	Titans	P	6	283	47.2	2	11	252	42.0	1	2	53	0	W	20-17+
11/13	Jaguars	P	2	91	45.5	1	19	72	36.0	0	1	51	0	W	27-17
11/20	at Chargers	P	2	92	46.0	0	0	92	46.0	0	0	50	0	W	30-27
11/27	Rams	P	1	49	49.0	0	0	49	49.0	0	1	49	0	W	26-10
12/04	at Bengals	P	1	55	55.0	1	10	45	45.0	0	0	55	0	L	24-27
12/11	at Broncos	P	3	199	66.3	1	21	158	52.7	1	1	76	0	W	34-28
12/18	at Texans	P	4	193	48.3	3	23	170	42.5	0	2	57	0	W	30-24+
12/24	Seahawks	P	6	246	41.0	2	12	234	39.0	0	3	56	0	W	24-10
01/01	Broncos	P	5	263	52.6	3	37	226	45.2	0	1	60	0	W	27-24
01/07	at Raiders	P	4	196	49.0	2	8	188	47.0	0	3	61	0	W	31-13
<b>2022 TOTALS</b>			<b>17</b>	<b>53</b>	<b>2,672</b>	<b>50.4</b>	<b>22</b>	<b>176</b>	<b>2,416</b>	<b>45.6</b>	<b>4</b>	<b>22</b>	<b>76</b>	<b>0</b>	<b>14-3</b>

+ - Overtime



2023 GAME-BY-GAME REGULAR-SEASON STATISTICS (CHIEFS)

DATE	OPPONENT		NO.	YDS.	AVG.	OPP. RET.	YDS.	NET YDS.	AVG	TB	IN20	LG	BK	W/L	SCORE
09/07	Lions	P	5	247	49.4	1	16	231	46.2	0	3	58	0	L	20-21
09/17	at Jaguars	P	4	193	48.3	2	5	188	47.0	0	1	58	0	W	17-9
09/24	Bears	P	1	55	55.0	0	0	55	55.0	0	1	55	0	W	41-10
10/01	at Jets	P	2	98	49.0	1	11	87	43.5	0	1	53	0	W	23-20
10/08	at Vikings	P	3	140	46.7	1	3	117	39.0	1	1	58	0	W	27-20
10/12	Broncos	P	3	144	48.0	2	30	114	38.0	0	1	62	0	W	19-8
<b>2023 TOTALS</b>			<b>6</b>	<b>18</b>	<b>877</b>	<b>48.7</b>	<b>7</b>	<b>65</b>	<b>792</b>	<b>44.0</b>	<b>1</b>	<b>8</b>	<b>62</b>	<b>0</b>	<b>5-1</b>

2020 GAME-BY-GAME POSTSEASON STATISTICS (CHIEFS)

DATE	OPPONENT		NO.	YDS.	AVG.	OPP. RET.	YDS.	NET YDS.	AVG	TB	IN20	LG	BK	W/L	SCORE
01/17	Browns	P	0	0	0.0	0	0	0	0.0	0	0	0	0	W	22-17
01/24	Bills	P	1	44	44.0	1	0	44	44.0	0	1	44	0	W	38-24
02/07	at Buccaneers	P	3	107	35.7	0	0	87	29.0	1	0	51	0	L	9-31
<b>2020 TOTALS</b>			<b>3</b>	<b>4</b>	<b>151</b>	<b>37.8</b>	<b>1</b>	<b>0</b>	<b>131</b>	<b>32.8</b>	<b>1</b>	<b>1</b>	<b>51</b>	<b>0</b>	<b>2-1</b>

2021 GAME-BY-GAME POSTSEASON STATISTICS (CHIEFS)

DATE	OPPONENT		NO.	YDS.	AVG.	OPP. RET.	YDS.	NET YDS.	AVG	TB	IN20	LG	BK	W/L	SCORE
01/16	Steelers	P	4	138	34.5	2	13	125	31.3	0	3	41	0	W	42-21
01/23	Bills	P	2	88	44.0	0	0	88	44.0	0	1	50	0	W	42-36+
01/30	Bengals	P	4	209	52.3	2	22	167	41.8	1	1	57	0	L	24-27+
<b>2021 TOTALS</b>			<b>3</b>	<b>10</b>	<b>435</b>	<b>43.5</b>	<b>4</b>	<b>35</b>	<b>380</b>	<b>38.0</b>	<b>1</b>	<b>5</b>	<b>57</b>	<b>0</b>	<b>2-1</b>

+ - Overtime

2022 GAME-BY-GAME POSTSEASON STATISTICS (CHIEFS)


DATE	OPPONENT		NO.	YDS.	AVG.	OPP. RET.	YDS.	NET YDS.	AVG	TB	IN20	LG	BK	W/L	SCORE
01/21	Jaguars	P	4	203	50.8	3	23	180	45.0	0	2	60	0	W	27-20
01/29	Bengals	P	4	151	37.8	1	5	146	36.5	0	3	44	0	W	23-20
02/12	at Eagles	P	2	98	49.0	2	35	63	31.5	0	0	50	0	W	38-35
<b>2022 TOTALS</b>			<b>3</b>	<b>10</b>	<b>452</b>	<b>45.2</b>	<b>6</b>	<b>63</b>	<b>389</b>	<b>38.9</b>	<b>0</b>	<b>5</b>	<b>60</b>	<b>0</b>	<b>3-0</b>





# DRUE TRANQUILL

**LINEBACKER #23**  
**NOTRE DAME**



**5<sup>TH</sup>** YEAR IN THE NFL

**1<sup>ST</sup>** YEAR WITH THE CHIEFS

**HEIGHT:** 6'2"  
**WEIGHT:** 234 LBS  
**DRAFTED:** FA-23  
**BIRTHDAY:** 8/15/95

- 👁 Fifth-year linebacker enters his first season with the Chiefs in 2023.
- 👁 Originally entered the NFL as a fourth-round pick (130th overall) by the Los Angeles Chargers in the 2019 NFL Draft.

**Transactions:**

Signed with Kansas City (3/21/23) ... Originally entered the NFL as a fourth-round pick (130th overall) by the Los Angeles Chargers in the 2019 NFL Draft.

**COLLEGE**

Was a linebacker at Notre Dame (2014-19) ... Played in 52 games for Notre Dame recording 292 tackles, 25 TFLs, three interceptions, one forced fumble and five fumble recoveries ... Received the following honors: Notre Dame captain (2018, 2017), William V. Campbell Trophy Finalist (2018), National Football Foundation National Scholar-Athlete Award (2018), Wuerffel Trophy Recipient (2018), Butkus Award Watch List (2018), Lott Trophy Watch List (2018), CoSIDA Second Team Academic All-American (2018), Senior Bowl Participant (2018), CoSIDA Academic All-District (2015, 2016, 2017, 2018), Wuerffel Trophy Finalist (2017), Rockne Student-Athlete Award (2016, 2017, 2018), Pop Warner College Football Award Finalist (2017), Senior CLASS Award Nominee (2017), CoSIDA First Team Academic All-American (2016) and Notre Dame Newcomer of the Year: Defense (2014).

**PERSONAL**

- 👁 Rated as 171st best player nationally in high school by Scout.com.
- 👁 Named to Indiana Football Coaches Association Top 50 for 2013.
- 👁 First-team Indiana Class 6A all-state at linebacker by Associated Press.
- 👁 Named Fort Wayne News-Sentinel Football Player of the Year for 2013.
- 👁 Made 75 tackles, including 16 tackles for loss, to go with four sacks and an interception as a senior linebacker in 2013 at Carroll High School in Fort Wayne, Indiana.
- 👁 Carried 114 times for 1,420 yards and 28 TDs while averaging 12.3 yards per carry in high school.
- 👁 Helped Carroll to 9-3 campaign in 2013 in its first season in Indiana Class 6A and spot in playoff semifinals.
- 👁 Pushed Carroll to two straight state sectional titles in 2012 and 2013.
- 👁 Rushed for 245 yards and five TDs in one 51-34 victory in 2013 against Homestead.
- 👁 Named to Fort Wayne News Sentinel all-area team as a senior as a running back.
- 👁 Participated in U.S. Army All-American Bowl combine as junior.
- 👁 Honorable mention Associated Press Class 5A all-state pick as junior in 2012 at defensive back.
- 👁 Also an outstanding baseball player in high school.
- 👁 Named to Fort Wayne News-Sentinel 2013 all-area baseball squad after hitting .403 with four home runs, 21 runs scored, 19 RBI and 16 stolen bases.
- 👁 Married the former Jackie Gindt on July 14, 2018 in Fort Wayne.
- 👁 Graduated in May 2018 with a degree in mechanical engineering from the College of Engineering.

**DRUE TRANQUILL'S NFL REGULAR SEASON DEFENSIVE STATISTICS**

DATE	TEAM	GP	GS	TACKLES							INTERCEPTIONS					O. FUMB				ST				MISC			
				TK	S	A	TFL	YDS	SK	YDS	QBH	NO	YDS	LG	TD	PD	FF	FR	TD	YDS	TK	S	A	FF	FR	S	A
2019	Chargers	15	3	64	50	14	4	10	0.0	0.0	0	0	0	0	0	1	0	0	0	0	11	11	0	0	0	0	0
2020	Chargers	1	1	1	1	0	0	0.0	0.0	0	0	0	0	0	0	0	0	0	0	0	0	0	0	0	0	0	
2021	Chargers	14	7	70	42	28	5	22	1.5	14.0	3	0	0	0	1	0	1	0	0	6	3	3	0	0	0	0	
2022	Chargers	17	16	143	92	51	9	34	5.0	27.0	8	1	20	20	0	4	1	0	0	2	2	0	0	0	0	0	
2023	Chiefs	6	3	35	25	10	1	3	1.5	3.0	3	0	0	0	0	1	0	0	0	0	0	0	0	0	0	0	
<b>NFL TOTALS</b>		<b>53</b>	<b>30</b>	<b>313</b>	<b>210</b>	<b>103</b>	<b>19</b>	<b>69</b>	<b>8.0</b>	<b>44.0</b>	<b>14</b>	<b>1</b>	<b>20</b>	<b>20</b>	<b>0</b>	<b>6</b>	<b>2</b>	<b>1</b>	<b>0</b>	<b>0</b>	<b>19</b>	<b>16</b>	<b>3</b>	<b>0</b>	<b>0</b>	<b>0</b>	<b>0</b>



DRUE TRANQUILL'S NFL POSTSEASON DEFENSIVE STATISTICS

DATE	TEAM	GP	GS	TACKLES								INTERCEPTIONS					O. FUMB				ST				MISC		
				TK	S	A	TFL	YDS	SK	YDS	QBH	NO	YDS	LG	TD	PD	FF	FR	TD	YDS	TK	S	A	FF	FR	S	A
2022	Chargers	1	1	5	5	0	0	0	0.0	0.0	0	1	15	15	0	1	0	0	0	0	0	0	0	0	0	0	0
<b>NFL TOTALS</b>		<b>1</b>	<b>1</b>	<b>5</b>	<b>5</b>	<b>0</b>	<b>0</b>	<b>0</b>	<b>0.0</b>	<b>0.0</b>	<b>0</b>	<b>1</b>	<b>15</b>	<b>15</b>	<b>0</b>	<b>1</b>	<b>0</b>	<b>0</b>	<b>0</b>	<b>0</b>	<b>0</b>	<b>0</b>	<b>0</b>	<b>0</b>	<b>0</b>	<b>0</b>	

SINGLE-GAME HIGHS: DEFENSIVE

<b>Total Tackles</b>	15 at San Francisco, Nov 13, 2022 14 at Oakland, Nov 07, 2019 11 vs. L.A. Rams, Jan 01, 2023 11 at Indianapolis, Dec 26, 2022 11 at Houston, Oct 02, 2022 ...1 more at 11.	<b>Forced Fumbles</b>	1 at N.Y. Jets, Oct 01, 2023 1 vs. Tennessee, Dec 18, 2022
<b>Solo Tackles</b>	9 vs. Jacksonville, Sep 25, 2022 7 at N.Y. Jets, Oct 01, 2023 7 vs. Tennessee, Dec 18, 2022 7 at Arizona, Nov 27, 2022 ...5 more at 7.	<b>Fumble Recoveries</b>	1 vs. Kansas City, Dec 16, 2021
<b>Sacks</b>	2.0 vs. Denver, Oct 17, 2022 1.0 vs. Denver, Oct 12, 2023 1.0 at Indianapolis, Dec 26, 2022 1.0 vs. Tennessee, Dec 18, 2022 ...2 more at 1.0.	<b>Tackles For Loss</b>	3 at Denver, Dec 01, 2019 2 vs. L.A. Rams, Jan 01, 2023 2 at Atlanta, Nov 06, 2022 2 vs. Denver, Oct 17, 2022 1 at Denver, Jan 08, 2023 ...8 more at 1.
<b>Passes Defensed</b>	1 at Cincinnati, Dec 05, 2021 1 at Chicago, Oct 27, 2019	<b>Special Teams Tackles</b>	2 vs. Green Bay, Nov 03, 2019 2 at Chicago, Oct 27, 2019 1 at Las Vegas, Jan 09, 2022 1 vs. N.Y. Giants, Dec 12, 2021 ...11 more at 1.

2019 GAME-BY-GAME REGULAR-SEASON STATISTICS (CHARGERS)

DATE	OPPONENT	P/S	TACKLES								INTERCEPTIONS					O. FUMB				ST				MISC		W/L	SCORE		
			TK	S	A	SK	YDS	TFL	YDS	QBH	NO	YDS	LG	TD	PD	FF	FR	TD	YDS	TK	S	A	FF	FR	S			A	
09/08	Colts	P	0	0	0	0.0	0.0	0	0	0	0	0	0	0	0	0	0	0	0	0	0	0	0	0	0	0	W	30-24+	
09/15	at Lions	P	0	0	0	0.0	0.0	0	0	0	0	0	0	0	0	0	0	0	0	0	0	0	0	0	0	0	L	10-13	
09/22	Texans	P	0	0	0	0.0	0.0	0	0	0	0	0	0	0	0	0	0	0	0	0	0	0	0	0	0	0	L	20-27	
09/29	at Dolphins	P	2	2	0	0.0	0.0	0	0	0	0	0	0	0	0	0	0	0	0	0	0	0	0	0	0	W	30-10		
10/06	Broncos	P	6	4	2	0.0	0.0	0	0	0	0	0	0	0	0	0	0	0	0	0	0	0	0	0	0	L	13-20		
10/13	Steelers	P	4	2	2	0.0	0.0	1	1	0	0	0	0	0	0	0	0	0	0	0	0	0	0	0	0	L	17-24		
10/20	at Titans	P	1	1	0	0.0	0.0	0	0	0	0	0	0	0	0	0	0	0	0	0	0	0	0	0	0	L	20-23		
10/27	at Bears	P	4	4	0	0.0	0.0	0	0	0	0	0	0	0	0	1	0	0	0	0	0	0	0	0	0	W	17-16		
11/03	Packers	P	3	3	0	0.0	0.0	0	0	0	0	0	0	0	0	0	0	0	0	0	0	0	0	0	0	W	26-11		
11/07	at Raiders	S	14	6	8	0.0	0.0	0	0	0	0	0	0	0	0	0	0	0	0	0	0	0	0	0	0	L	24-26		
11/18	Chiefs		INACTIVE																				L	17-24					
12/01	at Broncos	S	7	7	0	0.0	0.0	3	9	0	0	0	0	0	0	0	0	0	0	0	0	0	0	0	0	L	20-23		
12/08	at Jaguars	S	8	7	1	0.0	0.0	0	0	0	0	0	0	0	0	0	0	0	0	0	0	0	0	0	0	W	45-10		
12/15	Vikings	P	4	4	0	0.0	0.0	0	0	0	0	0	0	0	0	0	0	0	0	0	0	0	0	0	0	L	10-39		
12/22	Raiders	P	6	5	1	0.0	0.0	0	0	0	0	0	0	0	0	0	0	0	0	0	0	0	0	0	0	L	17-24		
12/29	at Chiefs	P	5	5	0	0.0	0.0	0	0	0	0	0	0	0	0	0	0	0	0	0	0	0	0	0	0	L	21-31		
<b>2019 TOTALS</b>		<b>15-3</b>	<b>64</b>	<b>50</b>	<b>14</b>	<b>0.0</b>	<b>0.0</b>	<b>4</b>	<b>10</b>	<b>0</b>	<b>0</b>	<b>0</b>	<b>0</b>	<b>0</b>	<b>1</b>	<b>0</b>	<b>0</b>	<b>0</b>	<b>0</b>	<b>0</b>	<b>11</b>	<b>11</b>	<b>0</b>	<b>0</b>	<b>0</b>	<b>0</b>	<b>0</b>	<b>0</b>	<b>5-11</b>

+ - Overtime

2020 GAME-BY-GAME REGULAR-SEASON STATISTICS (CHARGERS)

DATE	OPPONENT	P/S	TACKLES								INTERCEPTIONS					O. FUMB				ST				MISC		W/L	SCORE		
			TK	S	A	SK	YDS	TFL	YDS	QBH	NO	YDS	LG	TD	PD	FF	FR	TD	YDS	TK	S	A	FF	FR	S			A	
09/13	at Bengals	S	1	1	0	0.0	0.0	0	0	0	0	0	0	0	0	0	0	0	0	0	0	0	0	0	0	0	W	16-13	
09/20	Chiefs		DID NOT PLAY																				L	20-23+					
09/27	Panthers		RESERVE/INJURED																				L	16-21					
10/04	at Buccaneers		RESERVE/INJURED																				L	31-38					
10/12	at Saints		RESERVE/INJURED																				L	27-30+					
10/25	Jaguars		RESERVE/INJURED																				W	39-29					
11/01	at Broncos		RESERVE/INJURED																				L	30-31					
11/08	Raiders		RESERVE/INJURED																				L	26-31					
11/15	at Dolphins		RESERVE/INJURED																				L	21-29					
11/22	Jets		RESERVE/INJURED																				W	34-28					
11/29	at Bills		RESERVE/INJURED																				L	17-27					
12/06	Patriots		RESERVE/INJURED																				L	0-45					
12/13	Falcons		RESERVE/INJURED																				W	20-17					
12/17	at Raiders		RESERVE/INJURED																				W	30-27+					
12/27	Broncos		RESERVE/INJURED																				W	19-16					
01/03	at Chiefs		RESERVE/INJURED																				W	38-21					
<b>2020 TOTALS</b>		<b>1-1</b>	<b>1</b>	<b>1</b>	<b>0</b>	<b>0.0</b>	<b>0.0</b>	<b>0</b>	<b>0</b>	<b>0</b>	<b>0</b>	<b>0</b>	<b>0</b>	<b>0</b>	<b>0</b>	<b>0</b>	<b>0</b>	<b>0</b>	<b>0</b>	<b>0</b>	<b>0</b>	<b>0</b>	<b>0</b>	<b>0</b>	<b>0</b>	<b>0</b>	<b>0</b>	<b>0</b>	<b>7-9</b>

+ - Overtime



2021 GAME-BY-GAME REGULAR-SEASON STATISTICS (CHARGERS)

DATE	OPPONENT	P/S	TACKLES							INTERCEPTIONS					O. FUMB				ST				MISC		W/L	SCORE				
			TK	S	A	SK	YDS	TFL	YDS	QBH	NO	YDS	LG	TD	PD	FF	FR	TD	YDS	TK	S	A	FF	FR			S	A		
09/12	at Football Team	P	0	0	0	0.0	0.0	0	0	0	0	0	0	0	0	0	0	0	1	0	1	0	0	0	0	W	20-16			
09/19	Cowboys	P	3	3	0	0.0	0.0	1	2	0	0	0	0	0	0	0	0	0	0	0	0	0	0	0	0	L	17-20			
09/26	at Chiefs	P	8	6	2	0.5	4.0	1	1	1	0	0	0	0	0	0	0	0	0	0	0	0	0	0	0	W	30-24			
10/04	Raiders	S	5	2	3	0.0	0.0	0	0	1	0	0	0	0	0	0	0	0	0	0	0	0	0	0	0	W	28-14			
10/10	Browns	S	10	6	4	0.0	0.0	1	5	0	0	0	0	0	0	0	0	0	1	1	0	0	0	0	0	W	47-42			
10/17	at Ravens		INACTIVE																			L	6-34							
10/31	Patriots	P	4	2	2	0.0	0.0	0	0	0	0	0	0	0	0	0	0	0	0	0	0	0	0	0	0	L	24-27			
11/07	at Eagles	P	9	4	5	0.0	0.0	0	0	0	0	0	0	0	0	0	0	0	0	0	0	0	0	0	0	W	27-24			
11/14	Vikings		DID NOT PLAY																			L	20-27							
11/21	Steelers	P	1	1	0	0.0	0.0	0	0	0	0	0	0	0	0	0	0	0	0	0	0	0	0	0	0	W	41-37			
11/28	at Broncos	S	3	1	2	0.0	0.0	0	0	0	0	0	0	0	0	0	0	0	1	1	0	0	0	0	0	L	13-28			
12/05	at Bengals	S	10	6	4	1.0	10.0	1	10	1	0	0	0	0	1	0	0	0	0	0	0	0	0	0	0	W	41-22			
12/12	Giants	S	5	1	4	0.0	0.0	0	0	0	0	0	0	0	0	0	0	0	1	0	1	0	0	0	0	W	37-21			
12/16	Chiefs	P	3	2	1	0.0	0.0	0	0	0	0	0	0	0	0	0	1	0	0	0	0	0	0	0	0	L	28-34+			
12/26	at Texans	S	5	5	0	0.0	0.0	1	4	0	0	0	0	0	0	0	0	0	0	0	0	0	0	0	0	L	29-41			
01/02	Broncos		INACTIVE																			W	34-13							
01/09	at Raiders	S	4	3	1	0.0	0.0	0	0	0	0	0	0	0	0	0	0	0	0	0	1	0	1	0	0	L	32-35+			
<b>2021 TOTALS</b>			<b>14-7</b>	<b>70</b>	<b>42</b>	<b>28</b>	<b>1.5</b>	<b>14.0</b>	<b>5</b>	<b>22</b>	<b>3</b>	<b>0</b>	<b>0</b>	<b>0</b>	<b>0</b>	<b>1</b>	<b>0</b>	<b>1</b>	<b>0</b>	<b>0</b>	<b>6</b>	<b>3</b>	<b>3</b>	<b>0</b>	<b>0</b>	<b>0</b>	<b>0</b>	<b>0</b>	<b>0</b>	<b>9-8</b>

+ - Overtime

2022 GAME-BY-GAME REGULAR-SEASON STATISTICS (CHARGERS)

DATE	OPPONENT	P/S	TACKLES							INTERCEPTIONS					O. FUMB				ST				MISC		W/L	SCORE				
			TK	S	A	SK	YDS	TFL	YDS	QBH	NO	YDS	LG	TD	PD	FF	FR	TD	YDS	TK	S	A	FF	FR			S	A		
09/11	Raiders	S	5	3	2	0.0	0.0	0	0	0	1	20	20	0	1	0	0	0	0	1	1	0	0	0	0	0	W	24-19		
09/15	at Chiefs	S	6	4	2	0.0	0.0	0	0	0	0	0	0	0	0	0	0	0	0	0	0	0	0	0	0	L	24-27			
09/25	Jaguars	P	11	9	2	0.0	0.0	0	0	0	0	0	0	0	0	1	0	0	0	0	1	1	0	0	0	0	L	10-38		
10/02	at Texans	S	11	5	6	0.0	0.0	0	0	1	0	0	0	0	0	0	0	0	0	0	0	0	0	0	0	0	W	34-24		
10/09	at Browns	S	6	3	3	0.0	0.0	0	0	0	0	0	0	0	0	0	0	0	0	0	0	0	0	0	0	0	W	30-28		
10/17	Broncos	S	8	6	2	2.0	13.0	2	13	3	0	0	0	0	0	0	0	0	0	0	0	0	0	0	0	0	W	19-16+		
10/23	Seahawks	S	7	7	0	0.0	0.0	0	0	0	0	0	0	0	0	0	0	0	0	0	0	0	0	0	0	0	L	23-37		
11/06	at Falcons	S	10	7	3	1.0	7.0	2	7	1	0	0	0	0	0	0	0	0	0	0	0	0	0	0	0	0	W	20-17		
11/13	at 49ers	S	15	7	8	0.0	0.0	0	0	0	0	0	0	0	0	0	0	0	0	0	0	0	0	0	0	0	L	16-22		
11/20	Chiefs	S	7	6	1	0.0	0.0	0	0	0	0	0	0	0	0	0	0	0	0	0	0	0	0	0	0	0	L	27-30		
11/27	at Cardinals	S	9	7	2	0.0	0.0	1	1	0	0	0	0	0	0	0	0	0	0	0	0	0	0	0	0	0	W	25-24		
12/04	at Raiders	S	5	4	1	0.0	0.0	0	0	0	0	0	0	0	0	0	0	0	0	0	0	0	0	0	0	0	L	20-27		
12/11	Dolphins	S	5	4	1	0.0	0.0	0	0	1	0	0	0	0	2	0	0	0	0	0	0	0	0	0	0	0	W	23-17		
12/18	Titans	S	10	7	3	1.0	7.0	1	7	1	0	0	0	0	0	1	0	0	0	0	0	0	0	0	0	0	W	17-14		
12/26	at Colts	S	11	4	7	1.0	0.0	0	0	1	0	0	0	0	0	0	0	0	0	0	0	0	0	0	0	0	W	20-3		
01/01	Rams	S	11	6	5	0.0	0.0	2	5	0	0	0	0	0	0	0	0	0	0	0	0	0	0	0	0	0	W	31-10		
01/08	at Broncos	S	6	3	3	0.0	0.0	1	1	0	0	0	0	0	0	0	0	0	0	0	0	0	0	0	0	0	L	28-31		
<b>2022 TOTALS</b>			<b>17-16</b>	<b>143</b>	<b>92</b>	<b>51</b>	<b>5.0</b>	<b>27.0</b>	<b>9</b>	<b>34</b>	<b>8</b>	<b>1</b>	<b>20</b>	<b>20</b>	<b>0</b>	<b>4</b>	<b>1</b>	<b>0</b>	<b>0</b>	<b>0</b>	<b>2</b>	<b>2</b>	<b>0</b>	<b>0</b>	<b>0</b>	<b>0</b>	<b>0</b>	<b>0</b>	<b>0</b>	<b>10-7</b>

+ - Overtime

2023 GAME-BY-GAME REGULAR-SEASON STATISTICS (CHIEFS)

DATE	OPPONENT	P/S	TACKLES							INTERCEPTIONS					O. FUMB				ST				MISC		W/L	SCORE				
			TK	S	A	SK	YDS	TFL	YDS	QBH	NO	YDS	LG	TD	PD	FF	FR	TD	YDS	TK	S	A	FF	FR			S	A		
09/07	Lions	P	2	1	1	0.0	0.0	0	0	0	0	0	0	0	0	0	0	0	0	0	0	0	0	0	0	0	L	20-21		
09/17	at Jaguars	P	5	4	1	0.0	0.0	0	0	0	0	0	0	0	0	0	0	0	0	0	0	0	0	0	0	0	W	17-9		
09/24	Bears	S	8	4	4	0.5	0.0	0	0	1	0	0	0	0	0	0	0	0	0	0	0	0	0	0	0	0	W	41-10		
10/01	at Jets	S	8	7	1	0.0	0.0	0	0	1	0	0	0	0	0	1	0	0	0	0	0	0	0	0	0	0	W	23-20		
10/08	at Vikings	S	9	6	3	0.0	0.0	0	0	0	0	0	0	0	0	0	0	0	0	0	0	0	0	0	0	0	W	27-20		
10/12	Broncos	P	3	3	0	1.0	3.0	1	3	1	0	0	0	0	0	0	0	0	0	0	0	0	0	0	0	0	W	19-8		
<b>2023 TOTALS</b>			<b>6-3</b>	<b>35</b>	<b>25</b>	<b>10</b>	<b>1.5</b>	<b>3.0</b>	<b>1</b>	<b>3</b>	<b>3</b>	<b>0</b>	<b>0</b>	<b>0</b>	<b>0</b>	<b>0</b>	<b>1</b>	<b>0</b>	<b>0</b>	<b>0</b>	<b>0</b>	<b>0</b>	<b>0</b>	<b>0</b>	<b>0</b>	<b>0</b>	<b>0</b>	<b>0</b>	<b>0</b>	<b>5-1</b>

2022 GAME-BY-GAME POSTSEASON STATISTICS (CHARGERS)

DATE	OPPONENT	P/S	TACKLES							INTERCEPTIONS					O. FUMB				ST				MISC		W/L	SCORE					
			TK	S	A	SK	YDS	TFL	YDS	QBH	NO	YDS	LG	TD	PD	FF	FR	TD	YDS	TK	S	A	FF	FR			S	A			
01/14	at Jaguars	S	5	5	0	0.0	0.0	0	0	0	1	15	15	0	1	0	0	0	0	0	0	0	0	0	0	0	0	L	30-31		
<b>2022 TOTALS</b>			<b>1-1</b>	<b>5</b>	<b>5</b>	<b>0</b>	<b>0.0</b>	<b>0.0</b>	<b>0</b>	<b>0</b>	<b>0</b>	<b>1</b>	<b>15</b>	<b>15</b>	<b>0</b>	<b>1</b>	<b>0</b>	<b>0</b>	<b>0</b>	<b>0</b>	<b>0</b>	<b>0</b>	<b>0</b>	<b>0</b>	<b>0</b>	<b>0</b>	<b>0</b>	<b>0</b>	<b>0</b>	<b>0</b>	<b>0-1</b>






# MARQUEZ VALDES-SCANTLING



**WIDE RECEIVER #11**  
**SOUTH FLORIDA**



**6TH** YEAR IN  
THE NFL

**2ND** YEAR WITH  
THE CHIEFS

**HEIGHT:** 6'4"  
**WEIGHT:** 206 LBS  
**DRAFTED:** FA-22  
**BIRTHDAY:** 10/10/94

👁️ Sixth-year wide receiver enters his second season with the Chiefs in 2023.

👁️ Originally entered the NFL as the fifth-round pick (174th Overall) by the Green Bay Packers in the 2018 NFL Draft.

### Career Highlights:

👁️ Joined WR James Lofton as the only players in Packers history to register 25-plus receptions and an average of 15-plus yards per catch in each of his first four NFL seasons. Led the NFL with an average of 20.9 yards per catch in 2020 (33-690), the first Packer to lead the league in that category (min. two rec. per team game) since Lofton (22.0) in 1984. Ranks No. 1 in the NFL with four TD receptions of 70-plus yards since 2019 and is tied for No. 4 in the league in receptions of 40-plus yards (18) and receiving TDs of 40-plus yards (eight) since 2018.

👁️ His 15 receptions of 40-plus yards from 2018-20 were the second most by a Packer in his first three seasons among players whose careers began in the last 40 years, trailing only WR Greg Jennings (17).

👁️ When he left the Packers, was tied for a franchise record of the most career games (three) with 100-plus receiving yards on three or fewer catches.

👁️ Posted 38 catches for 581 yards and two TDs in 2018, an average of 15.3 yards per catch that was the top mark posted by a Green Bay rookie (min. 25 rec.) since Lofton (17.8 in 1978).

👁️ Has seven games since 2018 with 85-plus receiving yards

on four or fewer catches, first in the league over that span.

👁️ Has three career games with 100-plus receiving yards on three or fewer catches, the most in the NFL since 2018 and tied for the most in Packer history at the time he left the team.

👁️ Led the NFL with an average of 20.9 yards per catch in 2020 (33-690), the first Packer to lead the league in that category (min. two rec. per team game) since Lofton (22.0) in 1984.

👁️ Posted 38 catches for 581 yards and two TDs in 2018, an average of 15.3 yards per catch that was the top mark posted by a Green Bay rookie (min. 25 rec.) since Lofton (17.8 in 1978).

👁️ Registered two 100-yard receiving games in 2018, tied for No. 2 in franchise history among rookies behind only WR Billy Howton (six in 1952) at the time.

👁️ Became the first Packer since WR Max McGee in 1959 to register two 100-yard receiving games on three or fewer catches in a season and was only the third NFL player to accomplish that feat since the 1970 AFL-NFL merger (Rams WR Drew Hill, 1980; Patriots WR Stanley Morgan, 1978, 1980, 1984).

👁️ Was the fifth wide receiver in Packers team history (since 1978) to play in all 48 games in his first three seasons in the NFL.

### Transactions

Signed with Kansas City (3/24/22) ... Originally entered the NFL as the fifth-round pick (174th Overall) by the Green Bay Packers in the 2018 NFL Draft.

### COLLEGE

Played in 25 games with 23 starts in his two seasons at South Florida (2016-17), posting 75 receptions for 1,294 yards (17.3 avg.) and 11 TDs ... His average of 17.3 yards per catch was the top mark in school history (min. 70 receptions) and his receiving-yardage total of 1,294 yards ranks No. 10 in school annals despite only playing two seasons for the Bulls ... Ranks No. 6 in school history with 11 TD catches ... In two seasons at USF, scored five TDs of 50-plus yards (catches of 95 and 64 yards and 75-yard run in 2017, catches of 77 and 51 yards in 2016) ... Scored 12 TDs for the Bulls (11 receiving, one rushing), averaging 40.5 yards on those scoring plays ... Started his collegiate career at North Carolina State (2013-14), where he played in 23 games with 11 starts and caught 44 passes for 538 yards (12.2 avg.) and a TD ... Earned his degree in communication.

### PERSONAL

👁️ Given name Marquez Reshard Valdes-Scantling.

👁️ First name is pronounced mar-KWEZ.

👁️ Born in St. Petersburg, Fla.

👁️ Earned All-State and All-County honors at Lakewood High School (St. Petersburg, Fla.), posting 50 receptions for 800 yards (16.0 avg.) and 14 TDs as a senior.

👁️ Was a team captain.

👁️ Posted 28 catches for 600 yards (21.4 avg.) and six TDs as a junior.



- Was a teammate of former Seahawks LB Shaquem Griffin and Jaguars CB Shaquill Griffin.
- Helped lead the track team to the 2013 Class 2A state championship.
- Was part of the 2012 Class 2A state championship 4x400 relay team.
- Has distributed duffel bags filled with blankets, clothing, toiletry items and other supplies to homeless people in Tampa and St. Petersburg each Christmas since 2017.
- Also has done volunteer work with Metropolitan Ministries and Habitat for Humanity.

### MARQUEZ VALDES-SCANTLING'S NFL REGULAR SEASON RUSHING/RECEIVING STATISTICS

DATE	TEAM	GP	GS	RECEIVING					RUSHING				
				NO.	YDS.	AVG.	LG	TD	NO.	YDS.	AVG.	LG	TD
2018	Packers	16	10	38	581	15.3	60	2	2	29	14.5	21	0
2019	Packers	16	10	26	452	17.4	74t	2	2	9	4.5	9	0
2020	Packers	16	12	33	690	20.9	78t	6	4	13	3.3	9	0
2021	Packers	11	7	26	430	16.5	75t	3	0	0	0.0	0	0
2022	Chiefs	17	11	42	687	16.4	57	2	1	-3	-3.0	-3	0
2023	Chiefs	6	6	7	116	16.6	37	0	0	0	0.0	0	0
<b>NFL TOTALS</b>		<b>82</b>	<b>56</b>	<b>172</b>	<b>2,956</b>	<b>17.2</b>	<b>78T</b>	<b>15</b>	<b>9</b>	<b>48</b>	<b>5.3</b>	<b>21</b>	<b>0</b>

### MARQUEZ VALDES-SCANTLING'S NFL POSTSEASON RUSHING/RECEIVING STATISTICS

DATE	TEAM	GP	GS	RECEIVING					RUSHING				
				NO.	YDS.	AVG.	LG	TD	NO.	YDS.	AVG.	LG	TD
2019	Packers	2	0	1	8	8.0	8	0	0	0	0.0	0	0
2020	Packers	2	2	8	148	18.5	50t	1	0	0	0.0	0	0
2021	Packers	0	0	0	0	0.0	0	0	0	0	0.0	0	0
2022	Chiefs	3	2	7	122	17.4	29	2	0	0	0.0	0	0
<b>NFL TOTALS</b>		<b>7</b>	<b>4</b>	<b>16</b>	<b>278</b>	<b>17.4</b>	<b>50T</b>	<b>3</b>	<b>0</b>	<b>0</b>	<b>0.0</b>	<b>0</b>	<b>0</b>

### MARQUEZ VALDES-SCANTLING'S NFL REGULAR SEASON RETURN STATISTICS

DATE	TEAM	KICKOFF RETURNS					PUNT RETURNS					
		RET.	YDS.	AVG.	LG	TD	NO.	FC	YDS.	AVG.	LG	TD
2018	Packers	1	21	21.0	21	0	0	0	0	0.0	0	0
2019	Packers	0	0	0.0	0	0	0	0	0	0.0	0	0
2020	Packers	0	0	0.0	0	0	0	0	0	0.0	0	0
2021	Packers	0	0	0.0	0	0	0	0	0	0.0	0	0
2022	Chiefs	0	0	0.0	0	0	0	0	0	0.0	0	0
2023	Chiefs	0	0	0.0	0	0	0	0	0	0.0	0	0
<b>NFL TOTALS</b>		<b>1</b>	<b>21</b>	<b>21.0</b>	<b>21</b>	<b>0</b>	<b>0</b>	<b>0</b>	<b>0</b>	<b>0.0</b>	<b>0</b>	<b>0</b>

### MARQUEZ VALDES-SCANTLING'S NFL POSTSEASON RETURN STATISTICS

DATE	TEAM	KICKOFF RETURNS					PUNT RETURNS					
		RET.	YDS.	AVG.	LG	TD	NO.	FC	YDS.	AVG.	LG	TD
2019	Packers	0	0	0.0	0	0	0	0	0	0.0	0	0
2020	Packers	0	0	0.0	0	0	0	0	0	0.0	0	0
2021	Packers	0	0	0.0	0	0	0	0	0	0.0	0	0
2022	Chiefs	0	0	0.0	0	0	0	0	0	0.0	0	0
<b>NFL TOTALS</b>		<b>0</b>	<b>0</b>	<b>0.0</b>	<b>0</b>	<b>0</b>	<b>0</b>	<b>0</b>	<b>0</b>	<b>0.0</b>	<b>0</b>	<b>0</b>



SINGLE-GAME HIGHS: RUSHING/RECEIVING

<b>Rush Attempts</b>	2 vs. Arizona, Dec 02, 2018 1 at Chicago, Jan 03, 2021 1 vs. Philadelphia, Dec 06, 2020 1 vs. Minnesota, Nov 01, 2020 ...3 more at 1.	<b>All-Purpose Yards</b>	149 vs. Jacksonville, Nov 15, 2020 133 vs. Oakland, Oct 20, 2019 123 at Minnesota, Nov 21, 2021 111 at San Francisco, Oct 23, 2022 103 vs. San Francisco, Oct 15, 2018
<b>Rushing Yards</b>	29 vs. Arizona, Dec 02, 2018 9 at Houston, Oct 25, 2020 9 vs. Detroit, Oct 14, 2019 4 at Chicago, Jan 03, 2021 4 vs. Minnesota, Nov 01, 2020	<b>Kickoff Returns</b>	1 vs. Chicago, Sep 09, 2018
<b>Longest Runs</b>	21 vs. Arizona, Dec 02, 2018 9 at Houston, Oct 25, 2020 9 vs. Detroit, Oct 14, 2019 8 vs. Arizona, Dec 02, 2018 4 at Chicago, Jan 03, 2021 ...1 more at 4.	<b>Kickoff Return Yards</b>	21 vs. Chicago, Sep 09, 2018
<b>Receptions</b>	7 at Detroit, Oct 07, 2018 6 vs. Las Vegas, Oct 10, 2022 6 at Detroit, Dec 13, 2020 6 vs. Denver, Sep 22, 2019 ...1 more at 6.	<b>Longest Kickoff Return</b>	21 vs. Chicago, Sep 09, 2018
<b>Receiving Yards</b>	149 vs. Jacksonville, Nov 15, 2020 133 vs. Oakland, Oct 20, 2019 123 at Minnesota, Nov 21, 2021 111 at San Francisco, Oct 23, 2022 103 vs. San Francisco, Oct 15, 2018	<b>Special Teams Tackles</b>	2 at Washington, Sep 23, 2018
<b>Receiving Average</b>	37.3 vs. Jacksonville, Nov 15, 2020 37.0 at San Francisco, Oct 23, 2022 34.3 vs. San Francisco, Oct 15, 2018 33.7 at New England, Nov 04, 2018 30.8 at Minnesota, Nov 21, 2021	<b>Most TDs</b>	2 at San Francisco, Nov 05, 2020 1 at Houston, Dec 18, 2022 1 vs. Jacksonville, Nov 13, 2022 1 at Baltimore, Dec 19, 2021 ...10 more at 1.
<b>Longest Receptions</b>	78t vs. Jacksonville, Nov 15, 2020 75t at Minnesota, Nov 21, 2021 74t vs. Oakland, Oct 20, 2019 72t at Chicago, Jan 03, 2021	<b>Miscellaneous Tackles</b>	1 at Indianapolis, Nov 22, 2020 1 vs. Jacksonville, Nov 15, 2020 1 vs. Detroit, Oct 14, 2019
<b>Receiving TDs</b>	60 vs. San Francisco, Oct 15, 2018 2 at San Francisco, Nov 05, 2020 1 vs. Jacksonville, Nov 13, 2022 1 at Baltimore, Dec 19, 2021 1 at Minnesota, Nov 21, 2021 ...9 more at 1.		

SINGLE-GAME HIGHS - POSTSEASON: RECEIVING

<b>Receptions</b>	6 vs. Cincinnati, Jan 29, 2023 4 vs. Tampa Bay, Jan 24, 2021 4 vs. L.A. Rams, Jan 16, 2021 1 vs. Jacksonville, Jan 21, 2023 1 vs. Seattle, Jan 12, 2020	<b>Receiving TDs</b>	1 vs. Cincinnati, Jan 29, 2023 1 vs. Jacksonville, Jan 21, 2023 1 vs. Tampa Bay, Jan 24, 2021
<b>Receiving Yards</b>	116 vs. Cincinnati, Jan 29, 2023 115 vs. Tampa Bay, Jan 24, 2021 33 vs. L.A. Rams, Jan 16, 2021 8 vs. Seattle, Jan 12, 2020	<b>All-Purpose Yards</b>	116 vs. Cincinnati, Jan 29, 2023 115 vs. Tampa Bay, Jan 24, 2021 33 vs. L.A. Rams, Jan 16, 2021 8 vs. Seattle, Jan 12, 2020
<b>Receiving Average</b>	28.8 vs. Tampa Bay, Jan 24, 2021 19.3 vs. Cincinnati, Jan 29, 2023 8.3 vs. L.A. Rams, Jan 16, 2021	<b>Most TDs</b>	6 vs. Jacksonville, Jan 21, 2023 1 vs. Cincinnati, Jan 29, 2023 1 vs. Jacksonville, Jan 21, 2023 1 vs. Tampa Bay, Jan 24, 2021
<b>Longest Receptions</b>	50t vs. Tampa Bay, Jan 24, 2021 29 vs. Cincinnati, Jan 29, 2023 29 vs. Tampa Bay, Jan 24, 2021 25 vs. Cincinnati, Jan 29, 2023 25 vs. Cincinnati, Jan 29, 2023		

100-YARD RECEIVING GAMES (6): REGULAR SEASON

DATE	TEAM	NO.	YDS.	AVG.	LG	TD
10/15/18	49ERS	3	103	34.3	60	0
11/04/18	at Patriots	3	101	33.7	51	0
10/20/19	RAIDERS	2	133	66.5	74t	1
11/15/20	JAGUARS	4	149	37.3	78t	1
11/21/21	at Vikings	4	123	30.8	75t	1
10/23/22	at 49ers	3	111	37.0	57	0

100-YARD RECEIVING GAMES (2): POSTSEASON

DATE	TEAM	NO.	YDS.	AVG.	LG	TD
01/24/21	BUCCANEERS	4	115	28.8	50t	1
01/29/23	BENGALS	6	116	19.3	29	1

2018 GAME-BY-GAME REGULAR-SEASON STATISTICS (PACKERS)

DATE	OPPONENT	P/S	RECEIVING					RUSHING					W/L/T	SCORE
			NO.	YDS.	AVG.	LG	TD	NO.	YDS.	AVG.	LG	TD		
09/09	Bears	P	0	0	0.0	0	0	0	0	0.0	0	0	W	24-23
09/16	Vikings	P	1	3	3.0	3	0	0	0	0.0	0	0	T	29-29
09/23	at Redskins	P	0	0	0.0	0	0	0	0	0.0	0	0	L	17-31
09/30	Bills	S	1	38	38.0	38	0	0	0	0.0	0	0	W	22-0
10/07	at Lions	S	7	68	9.7	14	1	0	0	0.0	0	0	L	23-31
10/15	49ers	S	3	103	34.3	60	0	0	0	0.0	0	0	W	33-30
10/28	at Rams	S	2	45	22.5	40t	1	0	0	0.0	0	0	L	27-29
11/04	at Patriots	S	3	101	33.7	51	0	0	0	0.0	0	0	L	17-31
11/11	Dolphins	S	6	44	7.3	11	0	0	0	0.0	0	0	W	31-12
11/15	at Seahawks	S	1	8	8.0	8	0	0	0	0.0	0	0	L	24-27
11/25	at Vikings	S	1	3	3.0	3	0	0	0	0.0	0	0	L	17-24
12/02	Cardinals	S	2	19	9.5	11	0	2	29	14.5	21	0	L	17-20
12/09	Falcons	P	2	19	9.5	14	0	0	0	0.0	0	0	W	34-20
12/16	at Bears	P	1	12	12.0	12	0	0	0	0.0	0	0	L	17-24
12/23	at Jets	P	5	75	15.0	42	0	0	0	0.0	0	0	W	44-38+
12/30	Lions	S	3	43	14.3	19	0	0	0	0.0	0	0	L	0-31
<b>2018 TOTALS</b>		<b>16-10</b>	<b>38</b>	<b>581</b>	<b>15.3</b>	<b>60</b>	<b>2</b>	<b>2</b>	<b>29</b>	<b>14.5</b>	<b>21</b>	<b>0</b>	<b>6-9-1</b>	

+ - Overtime

2019 GAME-BY-GAME REGULAR-SEASON STATISTICS (PACKERS)

DATE	OPPONENT	P/S	RECEIVING					RUSHING					W/L	SCORE
			NO.	YDS.	AVG.	LG	TD	NO.	YDS.	AVG.	LG	TD		
09/05	at Bears	S	4	52	13.0	47	0	1	0	0.0	0	0	W	10-3
09/15	Vikings	S	3	19	6.3	14	0	0	0	0.0	0	0	W	21-16
09/22	Broncos	S	6	99	16.5	40t	1	0	0	0.0	0	0	W	27-16
09/26	Eagles	S	3	47	15.7	26	0	0	0	0.0	0	0	L	27-34
10/06	at Cowboys	S	1	18	18.0	18	0	0	0	0.0	0	0	W	34-24
10/14	Lions	S	2	48	24.0	46	0	1	9	9.0	9	0	W	23-22
10/20	Raiders	P	2	133	66.5	74t	1	0	0	0.0	0	0	W	42-24
10/27	at Chiefs	S	1	4	4.0	4	0	0	0	0.0	0	0	W	31-24
11/03	at Chargers	S	0	0	0.0	0	0	0	0	0.0	0	0	L	11-26
11/10	Panthers	P	0	0	0.0	0	0	0	0	0.0	0	0	W	24-16
11/24	at 49ers	P	1	7	7.0	7	0	0	0	0.0	0	0	L	8-37
12/01	at Giants	P	0	0	0.0	0	0	0	0	0.0	0	0	W	31-13
12/08	Redskins	P	0	0	0.0	0	0	0	0	0.0	0	0	W	20-15
12/15	Bears	S	0	0	0.0	0	0	0	0	0.0	0	0	W	21-13
12/23	at Vikings	P	1	6	6.0	6	0	0	0	0.0	0	0	W	23-10
12/29	at Lions	S	2	19	9.5	11	0	0	0	0.0	0	0	W	23-20
<b>2019 TOTALS</b>		<b>16-10</b>	<b>26</b>	<b>452</b>	<b>17.4</b>	<b>74T</b>	<b>2</b>	<b>2</b>	<b>9</b>	<b>4.5</b>	<b>9</b>	<b>0</b>	<b>13-3</b>	



2020 GAME-BY-GAME REGULAR-SEASON STATISTICS (PACKERS)

DATE	OPPONENT	P/S	RECEIVING					RUSHING					W/L	SCORE
			NO.	YDS.	AVG.	LG	TD	NO.	YDS.	AVG.	LG	TD		
09/13	at Vikings	P	4	96	24.0	45t	1	0	0	0.0	0	0	W	43-34
09/20	Lions	P	3	64	21.3	41	0	0	0	0.0	0	0	W	42-21
09/27	at Saints	S	1	5	5.0	5	0	0	0	0.0	0	0	W	37-30
10/05	Falcons	S	4	45	11.3	17	0	0	0	0.0	0	0	W	30-16
10/18	at Buccaneers	S	3	32	10.7	15	0	0	0	0.0	0	0	L	10-38
10/25	at Texans	S	0	0	0.0	0	0	1	9	9.0	9	0	W	35-20
11/01	Vikings	S	1	19	19.0	19	0	1	4	4.0	4	0	L	22-28
11/05	at 49ers	S	2	53	26.5	52t	2	0	0	0.0	0	0	W	34-17
11/15	Jaguars	S	4	149	37.3	78t	1	0	0	0.0	0	0	W	24-20
11/22	at Colts	S	3	55	18.3	47	0	0	0	0.0	0	0	L	31-34+
11/29	Bears	S	0	0	0.0	0	0	0	0	0.0	0	0	W	41-25
12/06	Eagles	S	0	0	0.0	0	0	1	-4	-4.0	-4	0	W	30-16
12/13	at Lions	S	6	85	14.2	21	1	0	0	0.0	0	0	W	31-24
12/19	Panthers	S	0	0	0.0	0	0	0	0	0.0	0	0	W	24-16
12/27	Titans	P	0	0	0.0	0	0	0	0	0.0	0	0	W	40-14
01/03	at Bears	P	2	87	43.5	72t	1	1	4	4.0	4	0	W	35-16
<b>2020 TOTALS</b>		<b>16-12</b>	<b>33</b>	<b>690</b>	<b>20.9</b>	<b>78T</b>	<b>6</b>	<b>4</b>	<b>13</b>	<b>3.3</b>	<b>9</b>	<b>0</b>	<b>13-3</b>	

+ - Overtime

2021 GAME-BY-GAME REGULAR-SEASON STATISTICS (PACKERS)

DATE	OPPONENT	P/S	RECEIVING					RUSHING					W/L	SCORE
			NO.	YDS.	AVG.	LG	TD	NO.	YDS.	AVG.	LG	TD		
09/12	at Saints	S	3	17	5.7	10	0	0	0	0.0	0	0	L	3-38
09/20	Lions	S	0	0	0.0	0	0	0	0	0.0	0	0	W	35-17
09/26	at 49ers	S	3	59	19.7	47	1	0	0	0.0	0	0	W	30-28
10/03	Steelers												W	27-17
10/10	at Bengals												W	25-22+
10/17	at Bears												W	24-14
10/24	Football Team												W	24-10
10/28	at Cardinals												W	24-21
11/07	at Chiefs	P	2	19	9.5	16	0	0	0	0.0	0	0	L	7-13
11/14	Seahawks	P	1	41	41.0	41	0	0	0	0.0	0	0	W	17-0
11/21	at Vikings	S	4	123	30.8	75t	1	0	0	0.0	0	0	L	31-34
11/28	Rams	S	4	50	12.5	28	0	0	0	0.0	0	0	W	36-28
12/12	Bears	S	3	20	6.7	8	0	0	0	0.0	0	0	W	45-30
12/19	at Ravens	P	5	98	19.6	31	1	0	0	0.0	0	0	W	31-30
12/25	Browns												W	24-22
01/02	Vikings	P	1	3	3.0	3	0	0	0	0.0	0	0	W	37-10
01/09	at Lions	S	0	0	0.0	0	0	0	0	0.0	0	0	L	30-37
<b>2021 TOTALS</b>		<b>11-7</b>	<b>26</b>	<b>430</b>	<b>16.5</b>	<b>75T</b>	<b>3</b>	<b>0</b>	<b>0</b>	<b>0.0</b>	<b>0</b>	<b>0</b>	<b>13-4</b>	

+ - Overtime

2022 GAME-BY-GAME REGULAR-SEASON STATISTICS (CHIEFS)

DATE	OPPONENT	P/S	RECEIVING					RUSHING					W/L	SCORE
			NO.	YDS.	AVG.	LG	TD	NO.	YDS.	AVG.	LG	TD		
09/11	at Cardinals	S	4	44	11.0	17	0	1	-3	-3.0	-3	0	W	44-21
09/15	Chargers	S	2	13	6.5	7	0	0	0	0.0	0	0	W	27-24
09/25	at Colts	S	4	48	12.0	24	0	0	0	0.0	0	0	L	17-20
10/02	at Buccaneers	P	3	63	21.0	36	0	0	0	0.0	0	0	W	41-31
10/10	Raiders	S	6	90	15.0	23	0	0	0	0.0	0	0	W	30-29
10/16	Bills	S	0	0	0.0	0	0	0	0	0.0	0	0	L	20-24
10/23	at 49ers	P	3	111	37.0	57	0	0	0	0.0	0	0	W	44-23
11/06	Titans	P	1	12	12.0	12	0	0	0	0.0	0	0	W	20-17+
11/13	Jaguars	S	3	60	20.0	36	1	0	0	0.0	0	0	W	27-17
11/20	at Chargers	P	1	18	18.0	18	0	0	0	0.0	0	0	W	30-27
11/27	Rams	P	4	56	14.0	23	0	0	0	0.0	0	0	W	26-10
12/04	at Bengals	S	2	71	35.5	42	0	0	0	0.0	0	0	L	24-27
12/11	at Broncos	S	1	20	20.0	20	0	0	0	0.0	0	0	W	34-28
12/18	at Texans	S	3	26	8.7	15	1	0	0	0.0	0	0	W	30-24+
12/24	Seahawks	P	0	0	0.0	0	0	0	0	0.0	0	0	W	24-10
01/01	Broncos	S	2	28	14.0	22	0	0	0	0.0	0	0	W	27-24
01/07	at Raiders	S	3	27	9.0	13	0	0	0	0.0	0	0	W	31-13
<b>2022 TOTALS</b>		<b>17-11</b>	<b>42</b>	<b>687</b>	<b>16.4</b>	<b>57</b>	<b>2</b>	<b>1</b>	<b>-3</b>	<b>-3.0</b>	<b>-3</b>	<b>0</b>	<b>14-3</b>	

+ - Overtime



2023 GAME-BY-GAME REGULAR-SEASON STATISTICS (CHIEFS)

DATE	OPPONENT	P/S	RECEIVING						RUSHING						W/L	SCORE
			NO.	YDS.	AVG.	LG	TD	NO.	YDS.	AVG.	LG	TD				
09/07	Lions	S	2	48	24.0	34	0	0	0	0.0	0	0	0	L	20-21	
09/17	at Jaguars	S	2	13	6.5	8	0	0	0	0.0	0	0	0	W	17-9	
09/24	Bears	S	1	37	37.0	37	0	0	0	0.0	0	0	0	W	41-10	
10/01	at Jets	S	1	6	6.0	6	0	0	0	0.0	0	0	0	W	23-20	
10/08	at Vikings	S	1	12	12.0	12	0	0	0	0.0	0	0	0	W	27-20	
10/12	Broncos	S	0	0	0.0	0	0	0	0	0.0	0	0	0	W	19-8	
<b>2023 TOTALS</b>		<b>6-6</b>	<b>7</b>	<b>116</b>	<b>16.6</b>	<b>37</b>	<b>0</b>	<b>0</b>	<b>0</b>	<b>0.0</b>	<b>0</b>	<b>0</b>	<b>0</b>	<b>5-1</b>		

2019 GAME-BY-GAME POSTSEASON STATISTICS (PACKERS)

DATE	OPPONENT	P/S	RECEIVING						RUSHING						W/L	SCORE
			NO.	YDS.	AVG.	LG	TD	NO.	YDS.	AVG.	LG	TD				
01/12	Seahawks	P	1	8	8.0	8	0	0	0	0.0	0	0	0	W	28-23	
01/19	at 49ers	P	0	0	0.0	0	0	0	0	0.0	0	0	0	L	20-37	
<b>2019 TOTALS</b>		<b>2-0</b>	<b>1</b>	<b>8</b>	<b>8.0</b>	<b>8</b>	<b>0</b>	<b>0</b>	<b>0</b>	<b>0.0</b>	<b>0</b>	<b>0</b>	<b>0</b>	<b>1-1</b>		

2020 GAME-BY-GAME POSTSEASON STATISTICS (PACKERS)

DATE	OPPONENT	P/S	RECEIVING						RUSHING						W/L	SCORE
			NO.	YDS.	AVG.	LG	TD	NO.	YDS.	AVG.	LG	TD				
01/16	Rams	S	4	33	8.3	12	0	0	0	0.0	0	0	0	W	32-18	
01/24	Buccaneers	S	4	115	28.8	50t	1	0	0	0.0	0	0	0	L	26-31	
<b>2020 TOTALS</b>		<b>2-2</b>	<b>8</b>	<b>148</b>	<b>18.5</b>	<b>50T</b>	<b>1</b>	<b>0</b>	<b>0</b>	<b>0.0</b>	<b>0</b>	<b>0</b>	<b>0</b>	<b>1-1</b>		

2021 GAME-BY-GAME POSTSEASON STATISTICS (PACKERS)

DATE	OPPONENT	P/S	RECEIVING						RUSHING						W/L	SCORE
			NO.	YDS.	AVG.	LG	TD	NO.	YDS.	AVG.	LG	TD				
01/22	49ers		INACTIVE												L	10-13
<b>2021 TOTALS</b>		<b>0-0</b>	<b>0</b>	<b>0</b>	<b>0.0</b>	<b>0</b>	<b>0</b>	<b>0</b>	<b>0</b>	<b>0.0</b>	<b>0</b>	<b>0</b>	<b>0</b>	<b>0</b>	<b>0-1</b>	

2022 GAME-BY-GAME POSTSEASON STATISTICS (CHIEFS)

DATE	OPPONENT	P/S	RECEIVING						RUSHING						W/L	SCORE
			NO.	YDS.	AVG.	LG	TD	NO.	YDS.	AVG.	LG	TD				
01/21	Jaguars	S	1	6	6.0	6t	1	0	0	0.0	0	0	0	W	27-20	
01/29	Bengals	P	6	116	19.3	29	1	0	0	0.0	0	0	0	W	23-20	
02/12	at Eagles	S	0	0	0.0	0	0	0	0	0.0	0	0	0	W	38-35	
<b>2022 TOTALS</b>		<b>3-2</b>	<b>7</b>	<b>122</b>	<b>17.4</b>	<b>29</b>	<b>2</b>	<b>0</b>	<b>0</b>	<b>0.0</b>	<b>0</b>	<b>0</b>	<b>0</b>	<b>3-0</b>		



**MONTRELL  
WASHINGTON**

**WIDE RECEIVER #12  
SAMFORD**



**2<sup>ND</sup>** YEAR IN THE NFL

**1<sup>ST</sup>** YEAR WITH THE CHIEFS

HEIGHT: 5'10"  
WEIGHT: 170 LBS  
DRAFTED: FA-'23  
BIRTHDAY: 3/14/99

👁️ Second year wide receiver enters his first year with the Chiefs in 2023.

👁️ Originally entered the NFL as a fifth round pick (166th overall) by the Denver Broncos.

**Transactions:**

Signed to Kansas City's active roster (9/27/23) ... Signed to Kansas City's practice squad (8/31/23) ... Released by the Broncos (8/29/23) ... Originally entered the NFL as a fifth round pick (166th overall) by the Denver Broncos.

**COLLEGE**

Played four years for Samson (2017-21, no 2020 season) ... Totaled 38 games, 129 receptions, 1,686 receiving yards and 16 touchdowns ... Played a role at both kick and punt return totaling 46 kick returns, averaging 27.5 yards per return with one kick returned for a touchdown through his five years ... Totaled 47 punt returns for 746 yards and an average of 19.6 yards per return and four punt returns for a touchdown ... Started all seven games in 2021 ... Named first team All-SoCan as a return specialist and second team All-SoCan as a wide receiver ... Caught 27 passes for 406 yards and four touchdowns ... Returned 18 punts for an average of 11.1 yards per return ... Returned one to the house for a 55-yard touchdown .... In 2019 was named first team All-American as a return specialist by STATS and



second team All-American by both HERO Sports and Phil Steele ... Named second team All-SoCan as a return specialist (2019) ... Started nine of ten games in 2019 ... Played in nine games (2018) with 14 catches for 62 yards ... Rushed 17 times for 52 yards ... Returned five kickoffs for 20.1 yards per return ... As a freshman (2017) was named to the SoCan All-Freshman team ... Saw action in 12 games ... Caught 19 passes for 197 yards and one touchdown ... Rushed 22 times for 93 yards.

### PERSONAL

- 🏆 Was an All-County, All-Region and All-State honoree.
- 🏆 Team captain of his football team as a senior in 2016.
- 🏆 Was named Offensive Player of the Year for Region 4 by the Cherokee Tribune.
- 🏆 Named Player of the Year by the Gridiron Club and the team's MVP.
- 🏆 Caught 93 passes for 1,086 yards and 10 touchdowns as a senior.
- 🏆 Amassed 2,265 all-purpose yards as a senior.

#### REGULAR SEASON COMPARISON: RECEIVING - LOS ANGELES CHARGERS

DATE	OPP	W/L	GP/GS	REC	YDS.	AVG.	TD	LG	TGTS	YAC
10/17/22	DEN @ LAC	L	P	1	0	0.0	0	0	1	3
<b>TOTALS</b>		<b>0/1</b>	<b>1/0</b>	<b>1</b>	<b>0</b>	<b>0.0</b>	<b>0</b>	<b>0</b>	<b>1</b>	<b>3</b>

### MONTRELL WASHINGTON'S NFL REGULAR SEASON RUSHING/RECEIVING STATISTICS

DATE	TEAM	GP	GS	RECEIVING					RUSHING				
				NO.	YDS.	AVG.	LG	TD	NO.	YDS.	AVG.	LG	TD
2022	Broncos	15	1	4	2	0.5	4	0	5	30	6.0	19	0
2023	Chiefs	4	0	0	0	0.0	0	0	0	0	0.0	0	0
<b>NFL TOTALS</b>		<b>19</b>	<b>1</b>	<b>4</b>	<b>2</b>	<b>0.5</b>	<b>4</b>	<b>0</b>	<b>5</b>	<b>30</b>	<b>6.0</b>	<b>19</b>	<b>0</b>

### MONTRELL WASHINGTON'S NFL REGULAR SEASON RETURN STATISTICS

DATE	TEAM	KICKOFF RETURNS					PUNT RETURNS					
		RET.	YDS.	AVG.	LG	TD	NO.	FC	YDS.	AVG.	LG	TD
2022	Broncos	18	340	18.9	29	0	32	14	271	8.5	30	0
2023	Chiefs	1	20	20.0	20	0	8	4	61	7.6	23	0
<b>NFL TOTALS</b>		<b>19</b>	<b>360</b>	<b>18.9</b>	<b>29</b>	<b>0</b>	<b>40</b>	<b>18</b>	<b>332</b>	<b>8.3</b>	<b>30</b>	<b>0</b>

#### SINGLE-GAME HIGHS: RUSHING/RECEIVING

<b>All-Purpose Yards</b>	95 vs. Houston, Sep 18, 2022 70 at Las Vegas, Oct 02, 2022 68 vs. Las Vegas, Nov 20, 2022 54 at Seattle, Sep 12, 2022 50 vs. Kansas City, Dec 11, 2022	<b>Longest Punt Return</b>	30 at Las Vegas, Oct 02, 2022 23 vs. Chicago, Sep 24, 2023 21 vs. Kansas City, Dec 11, 2022 20 at Las Vegas, Oct 02, 2022 19 vs. Houston, Sep 18, 2022
<b>Longest Kickoff Return</b>	29 at L.A. Rams, Dec 25, 2022 29 vs. Kansas City, Dec 11, 2022 26 at L.A. Chargers, Oct 17, 2022 25 at Carolina, Nov 27, 2022 23 at Carolina, Nov 27, 2022	<b>Punt Returns</b>	4 vs. Arizona, Dec 18, 2022 4 at Jacksonville, Oct 30, 2022 4 vs. Houston, Sep 18, 2022 3 vs. Denver, Oct 12, 2023 ...4 more at 3.
<b>Fair Catches</b>	3 at N.Y. Jets, Oct 01, 2023 2 at Baltimore, Dec 04, 2022 2 at Carolina, Nov 27, 2022 2 vs. Las Vegas, Nov 20, 2022 ...2 more at 2.	<b>Punt Return Average</b>	22.0 at Las Vegas, Oct 02, 2022 14.8 vs. Houston, Sep 18, 2022 11.0 vs. Chicago, Sep 24, 2023 6.3 at Baltimore, Dec 04, 2022 5.8 vs. Arizona, Dec 18, 2022
<b>Punt Return Yards</b>	66 at Las Vegas, Oct 02, 2022 59 vs. Houston, Sep 18, 2022 33 vs. Chicago, Sep 24, 2023 27 vs. Las Vegas, Nov 20, 2022 23 vs. Arizona, Dec 18, 2022		

2022 GAME-BY-GAME REGULAR-SEASON STATISTICS (BRONCOS)

DATE	OPPONENT	P/S	RECEIVING					RUSHING					W/L	SCORE
			NO.	YDS.	AVG.	LG	TD	NO.	YDS.	AVG.	LG	TD		
09/12	at Seahawks	P	0	0	0.0	0	0	0	0	0.0	0	0	L	16-17
09/18	Texans	P	0	0	0.0	0	0	1	19	19.0	19	0	W	16-9
09/25	49ers	P	0	0	0.0	0	0	0	0	0.0	0	0	W	11-10
10/02	at Raiders	P	1	4	4.0	4	0	0	0	0.0	0	0	L	23-32
10/06	Colts	P	0	0	0.0	0	0	1	9	9.0	9	0	L	9-12+
10/17	at Chargers	P	1	0	0.0	0	0	0	0	0.0	0	0	L	16-19+
10/23	Jets	P	0	0	0.0	0	0	1	2	2.0	2	0	L	9-16
10/30	at Jaguars	P	1	1	1.0	1	0	0	0	0.0	0	0	W	21-17
11/13	at Titans	P	0	0	0.0	0	0	0	0	0.0	0	0	L	10-17
11/20	Raiders	P	0	0	0.0	0	0	0	0	0.0	0	0	L	16-22+
11/27	at Panthers	S	1	-3	-3.0	-3	0	1	1	1.0	1	0	L	10-23
12/04	at Ravens	P	0	0	0.0	0	0	1	-1	-1.0	-1	0	L	9-10
12/11	Chiefs	P	0	0	0.0	0	0	0	0	0.0	0	0	L	28-34
12/18	Cardinals	P	0	0	0.0	0	0	0	0	0.0	0	0	W	24-15
12/25	at Rams	P	0	0	0.0	0	0	0	0	0.0	0	0	L	14-51
01/01	at Chiefs												L	24-27
01/08	Chargers												W	31-28
<b>2022 TOTALS</b>		<b>15-1</b>	<b>4</b>	<b>2</b>	<b>0.5</b>	<b>4</b>	<b>0</b>	<b>5</b>	<b>30</b>	<b>6.0</b>	<b>19</b>	<b>0</b>	<b>5-12</b>	

+ - Overtime


2023 GAME-BY-GAME REGULAR-SEASON STATISTICS (CHIEFS)

DATE	OPPONENT	P/S	RECEIVING					RUSHING					W/L	SCORE
			NO.	YDS.	AVG.	LG	TD	NO.	YDS.	AVG.	LG	TD		
09/07	Lions												L	20-21
09/17	at Jaguars												W	17-9
09/24	Bears												W	41-10
10/01	at Jets	P	0	0	0.0	0	0	0	0	0.0	0	0	W	23-20
10/08	at Vikings	P	0	0	0.0	0	0	0	0	0.0	0	0	W	27-20
10/12	Broncos	P	0	0	0.0	0	0	0	0	0.0	0	0	W	19-8
<b>2023 TOTALS</b>		<b>3-0</b>	<b>0</b>	<b>0</b>	<b>0.0</b>	<b>0</b>	<b>0</b>	<b>0</b>	<b>0</b>	<b>0.0</b>	<b>0</b>	<b>0</b>	<b>5-1</b>	





# JAYLEN WATSON



**CORNERBACK #35**

**WASHINGTON STATE**

**2ND** YEAR IN THE NFL

**2ND** YEAR WITH THE CHIEFS

**HEIGHT:** 6'2"  
**WEIGHT:** 197 LBS  
**DRAFTED:** D7A-22  
**BIRTHDAY:** 9/17/98

Second-year defensive back enters his second season with the Chiefs in 2023.

Originally entered the NFL as the first of three seventh-round picks (243rd overall) by the Kansas City Chiefs in the 2022 NFL Draft.

### Career Highlights:

With a 99-yard interception returned for a touchdown in Week 2 of his rookie season, Jaylen Watson became the second fastest player in NFL history since the 1970 merger to intercept a pass for 90+ yards. Former NFL DB Sam Garnes is the

fastest, recording a 95-yard interception in Week 1 of his rookie season.

### Honors:

2022 Week 2 AFC Defensive Player of the Week.

### Transactions:

Originally entered the NFL as the first of three seventh-round picks (243rd overall) by the Kansas City Chiefs in the 2022 NFL Draft.

### COLLEGE

Played two years at Ventura College in California prior to transferring to Washington State where he played two seasons ... At WSU, he logged 44 tackles (34 solo), two interceptions returned 11 yards, five passes defended, one forced fumble and five fumble recoveries in 15 games played ... Named All-Pac-12 Conference Honorable Mention ... At Ventura College in California he was named to Junior College Bureau All-America first-team, PrepStar JC All-America Tea, All-State Region III first-team and All-Northern Conference first-team after making 43 tackles with 13 pass breakups, four interceptions and one fumble recovery in 2018... Also averaged 16.3 yards-per-punt return on 10 returns ... Helped Ventura win Southern California Football Association Championship and was named Defensive Player of the Game after making nine tackles and one pass breakup ... In 2017, his freshman year at Ventura College in California, he was named Junior College Bureau All-American and to the All-State Region III first-team and All-Northern Conference first-team after making 30 tackles with one sack and four interceptions.

### PERSONAL

Attended Lucy C. Laney High School in Augusta, Ga.

As a senior, he was named All-Region 4-AA Offensive Player of the Year as a wide receiver and also played defensive back.

Also played basketball.

### JAYLEN WATSON'S NFL REGULAR SEASON DEFENSIVE STATISTICS

DATE	TEAM	GP	GS	TACKLES							INTERCEPTIONS					O. FUMB				ST				MISC			
				TK	S	A	TFL	YDS	SK	YDS	QBH	NO	YDS	LG	TD	PD	FF	FR	TD	YDS	TK	S	A	FF	FR	S	A
2022	Chiefs	16	6	46	37	9	3	4	0.0	0.0	0	1	99	99t	1	6	0	0	0	0	3	0	3	0	0	0	0
2023	Chiefs	5	0	7	7	0	0	0	0.0	0.0	0	0	0	0	0	2	0	0	0	0	1	1	0	0	0	0	
<b>NFL TOTALS</b>		<b>21</b>	<b>6</b>	<b>53</b>	<b>44</b>	<b>9</b>	<b>3</b>	<b>4</b>	<b>0.0</b>	<b>0.0</b>	<b>0</b>	<b>1</b>	<b>99</b>	<b>99t</b>	<b>1</b>	<b>8</b>	<b>0</b>	<b>0</b>	<b>0</b>	<b>0</b>	<b>4</b>	<b>1</b>	<b>3</b>	<b>0</b>	<b>0</b>	<b>0</b>	<b>0</b>

### JAYLEN WATSON'S NFL POSTSEASON DEFENSIVE STATISTICS

DATE	TEAM	GP	GS	TACKLES							INTERCEPTIONS					O. FUMB				ST				MISC		
				TK	S	A	TFL	YDS	SK	YDS	QBH	NO	YDS	LG	TD	PD	FF	FR	TD	YDS	TK	S	A	FF	FR	S
2022	Chiefs	3	3	10	10	0	0	0	0.0	0.0	1	2	11	10	0	4	0	0	0	0	1	1	0	0	0	0
<b>NFL TOTALS</b>		<b>3</b>	<b>3</b>	<b>10</b>	<b>10</b>	<b>0</b>	<b>0</b>	<b>0</b>	<b>0.0</b>	<b>0.0</b>	<b>1</b>	<b>2</b>	<b>11</b>	<b>10</b>	<b>0</b>	<b>4</b>	<b>0</b>	<b>0</b>	<b>0</b>	<b>0</b>	<b>1</b>	<b>1</b>	<b>0</b>	<b>0</b>	<b>0</b>	<b>0</b>



SINGLE-GAME HIGHS: DEFENSIVE

<b>Total Tackles</b>	7 vs. Denver, Jan 01, 2023 7 at Indianapolis, Sep 25, 2022 6 at San Francisco, Oct 23, 2022 6 vs. Buffalo, Oct 16, 2022 5 at Tampa Bay, Oct 02, 2022	<b>Tackles For Loss</b>	1 vs. Seattle, Dec 24, 2022 1 at L.A. Chargers, Nov 20, 2022 1 at Indianapolis, Sep 25, 2022 1 vs. L.A. Chargers, Sep 15, 2022
<b>Solo Tackles</b>	6 vs. Denver, Jan 01, 2023 6 at Indianapolis, Sep 25, 2022 5 vs. Buffalo, Oct 16, 2022 5 at Tampa Bay, Oct 02, 2022 4 at San Francisco, Oct 23, 2022	<b>Interceptions</b>	2 at Arizona, Sep 11, 2022 1 at Minnesota, Oct 08, 2023 1 at Las Vegas, Jan 07, 2023
<b>Passes Defensed</b>	2 vs. Denver, Oct 12, 2023 1 at Houston, Dec 18, 2022 1 vs. Tennessee, Nov 06, 2022 1 at Tampa Bay, Oct 02, 2022 ...3 more at 1.	<b>Special Teams Tackles</b>	

SINGLE-GAME HIGHS - POSTSEASON: DEFENSIVE

<b>Total Tackles</b>	4 vs. Cincinnati, Jan 29, 2023 3 at Philadelphia, Feb 12, 2023 3 vs. Jacksonville, Jan 21, 2023	<b>Interceptions</b>	1 vs. Cincinnati, Jan 29, 2023 1 vs. Jacksonville, Jan 21, 2023
<b>Solo Tackles</b>	4 vs. Cincinnati, Jan 29, 2023 3 at Philadelphia, Feb 12, 2023 3 vs. Jacksonville, Jan 21, 2023	<b>Interception Return Yards</b>	1 vs. Jacksonville, Jan 21, 2023
<b>Passes Defensed</b>	2 vs. Cincinnati, Jan 29, 2023 2 vs. Jacksonville, Jan 21, 2023	<b>Special Teams Tackles</b>	1 vs. Jacksonville, Jan 21, 2023

2022 GAME-BY-GAME REGULAR-SEASON STATISTICS (CHIEFS)

DATE	OPPONENT	P/S	TACKLES							INTERCEPTIONS				O. FUMB				ST				MISC		W/L	SCORE			
			TK	S	A	SK	YDS	TFL	YDS	QBH	NO	YDS	LG	TD	PD	FF	FR	TD	YDS	TK	S	A	FF			FR	S	A
09/11	at Cardinals	P	0	0	0	0.0	0.0	0	0	0	0	0	0	0	1	0	0	0	0	2	0	2	0	0	0	0	W	44-21
09/15	Chargers	S	4	3	1	0.0	0.0	0	0	0	1	99	99	1	1	0	0	0	0	0	0	0	0	0	0	0	W	27-24
09/25	at Colts	S	7	6	1	0.0	0.0	1	1	0	0	0	0	0	1	0	0	0	0	0	0	0	0	0	0	L	17-20	
10/02	at Buccaneers	S	5	5	0	0.0	0.0	0	0	0	0	0	0	0	1	0	0	0	0	0	0	0	0	0	0	W	41-31	
10/10	Raiders	P	2	1	1	0.0	0.0	0	0	0	0	0	0	0	0	0	0	0	0	0	0	0	0	0	0	W	30-29	
10/16	Bills	S	6	5	1	0.0	0.0	0	0	0	0	0	0	0	0	0	0	0	0	0	0	0	0	0	0	L	20-24	
10/23	at 49ers	S	6	4	2	0.0	0.0	0	0	0	0	0	0	0	0	0	0	0	0	0	0	0	0	0	0	W	44-23	
11/06	Titans	P	0	0	0	0.0	0.0	0	0	0	0	0	0	0	1	0	0	0	0	0	0	0	0	0	0	W	20-17+	
11/13	Jaguars	P	1	1	0	0.0	0.0	0	0	0	0	0	0	0	0	0	0	0	0	0	0	0	0	0	0	W	27-17	
11/20	at Chargers	P	2	2	0	0.0	0.0	1	2	0	0	0	0	0	0	0	0	0	0	0	0	0	0	0	0	W	30-27	
11/27	Rams	P	0	0	0	0.0	0.0	0	0	0	0	0	0	0	0	0	0	0	0	0	0	0	0	0	0	W	26-10	
12/04	at Bengals																									L	24-27	
12/11	at Broncos	P	3	1	2	0.0	0.0	0	0	0	0	0	0	0	0	0	0	0	0	0	0	0	0	0	0	W	34-28	
12/18	at Texans	P	0	0	0	0.0	0.0	0	0	0	0	0	0	0	1	0	0	0	0	0	0	0	0	0	0	W	30-24+	
12/24	Seahawks	P	2	2	0	0.0	0.0	1	1	0	0	0	0	0	0	0	0	0	0	0	0	0	0	0	0	W	24-10	
01/01	Broncos	S	7	6	1	0.0	0.0	0	0	0	0	0	0	0	0	0	0	0	0	0	0	0	0	0	0	W	27-24	
01/07	at Raiders	P	1	1	0	0.0	0.0	0	0	0	0	0	0	0	0	0	0	0	0	1	0	1	0	0	0	W	31-13	
<b>2022 TOTALS</b>		<b>16-6</b>	<b>46</b>	<b>37</b>	<b>9</b>	<b>0.0</b>	<b>0.0</b>	<b>3</b>	<b>4</b>	<b>0</b>	<b>1</b>	<b>99</b>	<b>99T</b>	<b>1</b>	<b>6</b>	<b>0</b>	<b>0</b>	<b>0</b>	<b>0</b>	<b>3</b>	<b>0</b>	<b>3</b>	<b>0</b>	<b>0</b>	<b>0</b>	<b>0</b>	<b>0</b>	<b>14-3</b>

+ - Overtime

2023 GAME-BY-GAME REGULAR-SEASON STATISTICS (CHIEFS)

DATE	OPPONENT	P/S	TACKLES							INTERCEPTIONS				O. FUMB				ST				MISC		W/L	SCORE			
			TK	S	A	SK	YDS	TFL	YDS	QBH	NO	YDS	LG	TD	PD	FF	FR	TD	YDS	TK	S	A	FF			FR	S	A
09/07	Lions	P	0	0	0	0.0	0.0	0	0	0	0	0	0	0	0	0	0	0	0	0	0	0	0	0	0	L	20-21	
09/17	at Jaguars	P	2	2	0	0.0	0.0	0	0	0	0	0	0	0	0	0	0	0	0	0	0	0	0	0	0	W	17-9	
09/24	Bears	P	1	1	0	0.0	0.0	0	0	0	0	0	0	0	0	0	0	0	0	0	0	0	0	0	0	W	41-10	
10/01	at Jets																									W	23-20	
10/08	at Vikings	P	3	3	0	0.0	0.0	0	0	0	0	0	0	0	0	0	0	0	0	1	1	0	0	0	0	W	27-20	
10/12	Broncos	P	1	1	0	0.0	0.0	0	0	0	0	0	0	0	2	0	0	0	0	0	0	0	0	0	0	W	19-8	
<b>2023 TOTALS</b>		<b>5-0</b>	<b>7</b>	<b>7</b>	<b>0</b>	<b>0.0</b>	<b>0.0</b>	<b>0</b>	<b>0</b>	<b>0</b>	<b>0</b>	<b>0</b>	<b>0</b>	<b>0</b>	<b>2</b>	<b>0</b>	<b>0</b>	<b>0</b>	<b>0</b>	<b>1</b>	<b>1</b>	<b>0</b>	<b>0</b>	<b>0</b>	<b>0</b>	<b>0</b>	<b>0</b>	<b>5-1</b>

2022 GAME-BY-GAME POSTSEASON STATISTICS (CHIEFS)


DATE	OPPONENT	P/S	TACKLES							INTERCEPTIONS				O. FUMB				ST				MISC		W/L	SCORE			
			TK	S	A	SK	YDS	TFL	YDS	QBH	NO	YDS	LG	TD	PD	FF	FR	TD	YDS	TK	S	A	FF			FR	S	A
01/21	Jaguars	S	3	3	0	0.0	0.0	0	0	1	1	1	1	0	2	0	0	0	0	1	1	0	0	0	0	0	W	27-20
01/29	Bengals	S	4	4	0	0.0	0.0	0	0	0	1	10	10	0	2	0	0	0	0	0	0	0	0	0	0	0	W	23-20
02/12	at Eagles	S	3	3	0	0.0	0.0	0	0	0	0	0	0	0	0	0	0	0	0	0	0	0	0	0	0	W	38-35	
<b>2022 TOTALS</b>		<b>3-3</b>	<b>10</b>	<b>10</b>	<b>0</b>	<b>0.0</b>	<b>0.0</b>	<b>0</b>	<b>0</b>	<b>1</b>	<b>2</b>	<b>11</b>	<b>10</b>	<b>0</b>	<b>4</b>	<b>0</b>	<b>0</b>	<b>0</b>	<b>0</b>	<b>1</b>	<b>1</b>	<b>0</b>	<b>0</b>	<b>0</b>	<b>0</b>	<b>0</b>	<b>0</b>	<b>3-0</b>







# JUSTIN WATSON



**WIDE RECEIVER #84**  
**PENNSYLVANIA**

**6TH** YEAR IN THE NFL

**2ND** YEAR WITH THE CHIEFS

**HEIGHT:** 6'2"  
**WEIGHT:** 215 LBS  
**DRAFTED:** FA-22  
**BIRTHDAY:** 4/4/96

- 👁 Sixth-year wide receiver enters his second season with the Chiefs in 2023.
- 👁 Originally entered the NFL as a fifth-round pick (144th overall) by the Tampa Bay Buccaneers in the 2018 NFL Draft.

Re-signed with Kansas City (4/17/23) ... Signed with Kansas City (2/5/22) ... Released by Tampa Bay (1/31/22) ... Signed with Tampa Bay's practice squad (1/18/22) ... Released by Tampa Bay (1/15/22) ... Originally entered the NFL as a fifth-round pick (144th overall) by the Tampa Bay Buccaneers in the 2018 NFL Draft.

### Transactions:

### COLLEGE

Was a standout wide receiver at UPenn from 2014 to 2017 ... Finished his UPenn career first in receptions (286), first in receiving yards (3,777), first in receiving touchdowns (33), first in all-purpose yards (4,116), second in total touchdowns (34) and fourth in scoring (208 points) ... Was also decorated amongst other Ivy League players, finishing first in 100-yard games (19), consecutive games with a receiving touchdown (10) and consecutive games with a reception (40) ... 2015, 2016 Ivy League Champion ... Two-time Finalist for STATS FCS Walter Payton Award as FCS Offensive Player of the Year (2016, 2017) ... Two-time Finalist for STATS FCS Doris Robinson Award as Student-Athlete of the Year (2016-17) ... 2017 STATS FCS first-team All-American ... 2017 AP third-team All-American ... 2017 CollegeSportsMadness.com third-team All-American ... 2017 unanimous first-team All-Ivy ... 2017 ECAC All-Star ... 2017 National Football Foundation William V. Campbell Trophy Semifinalist as Scholar-Athlete of the Year ... 2017 *Philadelphia Inquirer* Academic All-Area Performer of the Year ... 2016 STATS FCS second-team All-American ... 2016 unanimous first-team All-Ivy ... 2016 ECAC All-Star ... 2016 Ivy League Offensive Player of the Week (10/31, 11/14) ... 2016 CoSIDA Academic All-District honoree ... 2016 FCS Athletic Directors Association Academic All-Star ... 2016 *Philadelphia Inquirer* Academic All-Area Performer of the Year ... 2015 STATS FCS third-team All-American ... 2015 unanimous first-team All-Ivy ... 2015 *Philadelphia Inquirer* Academic All-Area Performer of the Year ... 2015 Ivy League Offensive Player of the Week (9/27, 11/16) ... 2015 STATS FCS National Offensive Player of the Week (11/14) ... Three-time Finalist for Ivy League Offensive Player of the Year (2015, 2016, 2017).

### PERSONAL

- 👁 Lettered three years in football and served as team captain as a senior.
- 👁 Named first-team All-State and All-Conference as a senior.
- 👁 Set league records with 1,568 receiving yards and 22 touchdown receptions in a season (2013), which placed him fourth and third in state history in those categories, respectively.
- 👁 Selected as 2013 *Almanac* MVP.
- 👁 Named to *Pittsburgh Tribune-Review* Terrific 22, *Observer Reporter* Elite 11 and *Pittsburgh Post-Gazette* West Fabulous 22 as a senior.
- 👁 Selected to 2014 Big 33 All Star Game.
- 👁 Named to 2013 All-Academic Gold team by *Pennsylvania Football News*.
- 👁 Member of the winningest class in South Fayette history at 49-6, including 27-1 over his final two seasons with a perfect 16-0 record en route to the 2013 state championship.
- 👁 Also won three conference titles and two district championships.
- 👁 Also lettered three years in basketball and served as captain as a senior.
- 👁 Son of Terri and Doug Watson.
- 👁 Was a finance major at the Wharton School at the University of Pennsylvania.



JUSTIN WATSON'S NFL REGULAR SEASON RUSHING/RECEIVING STATISTICS

DATE	TEAM	GP	GS	RECEIVING					RUSHING				
				NO.	YDS.	AVG.	LG	TD	NO.	YDS.	AVG.	LG	TD
2018	Buccaneers	12	0	1	5	5.0	5	0	0	0	0.0	0	0
2019	Buccaneers	16	2	15	159	10.6	17t	2	0	0	0.0	0	0
2020	Buccaneers	11	2	7	94	13.4	36	0	0	0	0.0	0	0
2021	Buccaneers	1	0	0	0	0.0	0	0	0	0	0.0	0	0
2022	Chiefs	17	5	15	315	21.0	67	2	0	0	0.0	0	0
2023	Chiefs	6	2	10	219	21.9	37	0	0	0	0.0	0	0
<b>NFL TOTALS</b>		<b>63</b>	<b>11</b>	<b>48</b>	<b>792</b>	<b>16.5</b>	<b>67</b>	<b>4</b>	<b>0</b>	<b>0</b>	<b>0.0</b>	<b>0</b>	<b>0</b>

JUSTIN WATSON'S NFL POSTSEASON RUSHING/RECEIVING STATISTICS

DATE	TEAM	GP	GS	RECEIVING					RUSHING				
				NO.	YDS.	AVG.	LG	TD	NO.	YDS.	AVG.	LG	TD
2020	Buccaneers	1	0	0	0	0.0	0	0	0	0	0.0	0	0
2021	Buccaneers	0	0	0	0	0.0	0	0	0	0	0.0	0	0
2022	Chiefs	2	0	3	30	10.0	12	0	0	0	0.0	0	0
<b>NFL TOTALS</b>		<b>3</b>	<b>0</b>	<b>3</b>	<b>30</b>	<b>10.0</b>	<b>12</b>	<b>0</b>	<b>0</b>	<b>0</b>	<b>0.0</b>	<b>0</b>	<b>0</b>

JUSTIN WATSON'S NFL REGULAR SEASON RETURN STATISTICS

DATE	TEAM	KICKOFF RETURNS					PUNT RETURNS					
		RET.	YDS.	AVG.	LG	TD	NO.	FC	YDS.	AVG.	LG	TD
2018	Buccaneers	0	0	0.0	0	0	0	0	0	0.0	0	0
2019	Buccaneers	0	0	0.0	0	0	2	5	3	1.5	7	0
2020	Buccaneers	2	19	9.5	13	0	0	0	0	0.0	0	0
2021	Buccaneers	0	0	0.0	0	0	0	0	0	0.0	0	0
2022	Chiefs	0	0	0.0	0	0	5	3	39	7.8	17	0
2023	Chiefs	0	0	0.0	0	0	0	0	0	0.0	0	0
<b>NFL TOTALS</b>		<b>2</b>	<b>19</b>	<b>9.5</b>	<b>13</b>	<b>0</b>	<b>7</b>	<b>8</b>	<b>42</b>	<b>6.0</b>	<b>17</b>	<b>0</b>

JUSTIN WATSON'S NFL POSTSEASON RETURN STATISTICS

DATE	TEAM	KICKOFF RETURNS					PUNT RETURNS					
		RET.	YDS.	AVG.	LG	TD	NO.	FC	YDS.	AVG.	LG	TD
2020	Buccaneers	0	0	0.0	0	0	0	0	0	0.0	0	0
2021	Buccaneers	0	0	0.0	0	0	0	0	0	0.0	0	0
2022	Chiefs	0	0	0.0	0	0	0	0	0	0.0	0	0
<b>NFL TOTALS</b>		<b>0</b>	<b>0</b>	<b>0.0</b>	<b>0</b>	<b>0</b>	<b>0</b>	<b>0</b>	<b>0</b>	<b>0.0</b>	<b>0</b>	<b>0</b>



SINGLE-GAME HIGHS: RUSHING/RECEIVING

<b>Receptions</b>	5 vs. Houston, Dec 21, 2019 5 vs. Indianapolis, Dec 08, 2019 4 vs. L.A. Chargers, Oct 04, 2020 3 at Jacksonville, Sep 17, 2023	<b>Longest Kickoff Return</b>	13 at N.Y. Giants, Nov 02, 2020 6 vs. Kansas City, Nov 29, 2020
<b>Receiving Yards</b>	67 at Las Vegas, Jan 07, 2023 67 at L.A. Chargers, Nov 20, 2022 62 at Jacksonville, Sep 17, 2023 59 vs. Indianapolis, Dec 08, 2019 56 at Minnesota, Oct 08, 2023	<b>Fair Catches</b>	3 at Detroit, Dec 15, 2019 2 vs. Indianapolis, Dec 08, 2019 1 at Denver, Dec 11, 2022 1 at Cincinnati, Dec 04, 2022 1 vs. L.A. Rams, Nov 27, 2022
<b>Receiving Average</b>	22.3 at L.A. Chargers, Nov 20, 2022 20.7 at Jacksonville, Sep 17, 2023 11.8 vs. Indianapolis, Dec 08, 2019 10.0 vs. L.A. Chargers, Oct 04, 2020 8.6 vs. Houston, Dec 21, 2019	<b>Punt Return Yards</b>	22 at Denver, Dec 11, 2022 17 vs. Tennessee, Nov 06, 2022 3 vs. Indianapolis, Dec 08, 2019 17 vs. Tennessee, Nov 06, 2022 7 at Denver, Dec 11, 2022 7 at Denver, Dec 11, 2022 7 at Denver, Dec 11, 2022 ...1 more at 7.
<b>Longest Receptions</b>	67 at Las Vegas, Jan 07, 2023 41t vs. L.A. Chargers, Sep 15, 2022 37 vs. Chicago, Sep 24, 2023 36 vs. Carolina, Sep 20, 2020 34 at Jacksonville, Sep 17, 2023	<b>Longest Punt Return</b>	7 at Denver, Dec 11, 2022 7 at Denver, Dec 11, 2022 7 at Denver, Dec 11, 2022 ...1 more at 7.
<b>Receiving TDs</b>	1 at San Francisco, Oct 23, 2022 1 vs. L.A. Chargers, Sep 15, 2022 1 vs. Houston, Dec 21, 2019 ...1 more at 1.	<b>Punt Returns</b>	4 at Denver, Dec 11, 2022 2 vs. Indianapolis, Dec 08, 2019 1 vs. Tennessee, Nov 06, 2022
<b>All-Purpose Yards</b>	67 at Las Vegas, Jan 07, 2023 67 at L.A. Chargers, Nov 20, 2022 62 at Jacksonville, Sep 17, 2023 62 vs. Indianapolis, Dec 08, 2019 56 at Minnesota, Oct 08, 2023	<b>Punt Return Average</b>	5.5 at Denver, Dec 11, 2022
<b>Kickoff Returns</b>	1 vs. Kansas City, Nov 29, 2020 1 at N.Y. Giants, Nov 02, 2020	<b>Special Teams Tackles</b>	2 at Carolina, Nov 15, 2020 2 at New Orleans, Sep 13, 2020 2 vs. Arizona, Nov 10, 2019 1 vs. L.A. Rams, Nov 23, 2020 ...12 more at 1.
<b>Kickoff Return Yards</b>	13 at N.Y. Giants, Nov 02, 2020 6 vs. Kansas City, Nov 29, 2020	<b>Most TDs</b>	1 at San Francisco, Oct 23, 2022 1 vs. L.A. Chargers, Sep 15, 2022 1 vs. Houston, Dec 21, 2019 ...1 more at 1.

SINGLE-GAME HIGHS - POSTSEASON: RECEIVING

<b>Receptions</b>	2 at Philadelphia, Feb 12, 2023 1 vs. Jacksonville, Jan 21, 2023	<b>All-Purpose Yards</b>	18 at Philadelphia, Feb 12, 2023 12 vs. Jacksonville, Jan 21, 2023
<b>Receiving Yards</b>	18 at Philadelphia, Feb 12, 2023 12 vs. Jacksonville, Jan 21, 2023	<b>Special Teams Tackles</b>	1 at Green Bay, Jan 24, 2021
<b>Longest Receptions</b>	12 at Philadelphia, Feb 12, 2023 12 vs. Jacksonville, Jan 21, 2023 6 at Philadelphia, Feb 12, 2023		

2018 GAME-BY-GAME REGULAR-SEASON STATISTICS (BUCCANEERS)

DATE	OPPONENT	P/S	RECEIVING					RUSHING					W/L	SCORE
			NO.	YDS.	AVG.	LG	TD	NO.	YDS.	AVG.	LG	TD		
09/09	at Saints												W	48-40
09/16	Eagles												W	27-21
09/24	Steelers												L	27-30
09/30	at Bears	P	0	0	0.0	0	0	0	0	0.0	0	0	L	10-48
10/14	at Falcons	P	0	0	0.0	0	0	0	0	0.0	0	0	L	29-34
10/21	Browns	P	0	0	0.0	0	0	0	0	0.0	0	0	W	26-23+
10/28	at Bengals	P	1	5	5.0	5	0	0	0	0.0	0	0	L	34-37
11/04	at Panthers	P	0	0	0.0	0	0	0	0	0.0	0	0	L	28-42
11/11	Redskins	P	0	0	0.0	0	0	0	0	0.0	0	0	L	3-16
11/18	at Giants	P	0	0	0.0	0	0	0	0	0.0	0	0	L	35-38
11/25	49ers	P	0	0	0.0	0	0	0	0	0.0	0	0	W	27-9
12/02	Panthers	P	0	0	0.0	0	0	0	0	0.0	0	0	W	24-17
12/09	Saints	P	0	0	0.0	0	0	0	0	0.0	0	0	L	14-28
12/16	at Ravens	P	0	0	0.0	0	0	0	0	0.0	0	0	L	12-20
12/23	at Cowboys												L	20-27
12/30	Falcons	P	0	0	0.0	0	0	0	0	0.0	0	0	L	32-34
<b>2018 TOTALS</b>		<b>12-0</b>	<b>1</b>	<b>5</b>	<b>5.0</b>	<b>5</b>	<b>0</b>	<b>0</b>	<b>0</b>	<b>0.0</b>	<b>0</b>	<b>0</b>	<b>0</b>	<b>5-11</b>

+ - Overtime



2019 GAME-BY-GAME REGULAR-SEASON STATISTICS (BUCCANEERS)

DATE	OPPONENT	P/S	RECEIVING					RUSHING					W/L	SCORE
			NO.	YDS.	AVG.	LG	TD	NO.	YDS.	AVG.	LG	TD		
09/08	49ers	P	0	0	0.0	0	0	0	0	0.0	0	0	L	17-31
09/12	at Panthers	P	0	0	0.0	0	0	0	0	0.0	0	0	W	20-14
09/22	Giants	P	0	0	0.0	0	0	0	0	0.0	0	0	L	31-32
09/29	at Rams	P	1	13	13.0	13	0	0	0	0.0	0	0	W	55-40
10/06	at Saints	P	0	0	0.0	0	0	0	0	0.0	0	0	L	24-31
10/13	Panthers	P	0	0	0.0	0	0	0	0	0.0	0	0	L	26-37
10/27	at Titans	P	0	0	0.0	0	0	0	0	0.0	0	0	L	23-27
11/03	at Seahawks	P	0	0	0.0	0	0	0	0	0.0	0	0	L	34-40+
11/10	Cardinals	P	0	0	0.0	0	0	0	0	0.0	0	0	W	30-27
11/17	Saints	P	0	0	0.0	0	0	0	0	0.0	0	0	L	17-34
11/24	at Falcons	P	0	0	0.0	0	0	0	0	0.0	0	0	W	35-22
12/01	at Jaguars	P	0	0	0.0	0	0	0	0	0.0	0	0	W	28-11
12/08	Colts	P	5	59	11.8	17t	1	0	0	0.0	0	0	W	38-35
12/15	at Lions	P	2	17	8.5	12	0	0	0	0.0	0	0	W	38-17
12/21	Texans	S	5	43	8.6	12	1	0	0	0.0	0	0	L	20-23
12/29	Falcons	S	2	27	13.5	17	0	0	0	0.0	0	0	L	22-28+
<b>2019 TOTALS</b>		<b>16-2</b>	<b>15</b>	<b>159</b>	<b>10.6</b>	<b>17T</b>	<b>2</b>	<b>0</b>	<b>0</b>	<b>0.0</b>	<b>0</b>	<b>0</b>	<b>7-9</b>	

+ - Overtime

2020 GAME-BY-GAME REGULAR-SEASON STATISTICS (BUCCANEERS)

DATE	OPPONENT	P/S	RECEIVING					RUSHING					W/L	SCORE
			NO.	YDS.	AVG.	LG	TD	NO.	YDS.	AVG.	LG	TD		
09/13	at Saints	P	1	6	6.0	6	0	0	0	0.0	0	0	L	23-34
09/20	Panthers	S	2	48	24.0	36	0	0	0	0.0	0	0	W	31-17
09/27	at Broncos						INACTIVE						W	28-10
10/04	Chargers	S	4	40	10.0	15	0	0	0	0.0	0	0	W	38-31
10/08	at Bears						INACTIVE						L	19-20
10/18	Packers	P	0	0	0.0	0	0	0	0	0.0	0	0	W	38-10
10/25	at Raiders	P	0	0	0.0	0	0	0	0	0.0	0	0	W	45-20
11/02	at Giants	P	0	0	0.0	0	0	0	0	0.0	0	0	W	25-23
11/08	Saints						INACTIVE						L	3-38
11/15	at Panthers	P	0	0	0.0	0	0	0	0	0.0	0	0	W	46-23
11/23	Rams	P	0	0	0.0	0	0	0	0	0.0	0	0	L	24-27
11/29	Chiefs	P	0	0	0.0	0	0	0	0	0.0	0	0	L	24-27
12/13	Vikings	P	0	0	0.0	0	0	0	0	0.0	0	0	W	26-14
12/20	at Falcons						INACTIVE						W	31-27
12/26	at Lions						INACTIVE						W	47-7
01/03	Falcons	P	0	0	0.0	0	0	0	0	0.0	0	0	W	44-27
<b>2020 TOTALS</b>		<b>11-2</b>	<b>7</b>	<b>94</b>	<b>13.4</b>	<b>36</b>	<b>0</b>	<b>0</b>	<b>0</b>	<b>0.0</b>	<b>0</b>	<b>0</b>	<b>11-5</b>	

2021 GAME-BY-GAME REGULAR-SEASON STATISTICS (BUCCANEERS)

DATE	OPPONENT	P/S	RECEIVING					RUSHING					W/L	SCORE
			NO.	YDS.	AVG.	LG	TD	NO.	YDS.	AVG.	LG	TD		
09/09	Cowboys						DID NOT PLAY						W	31-29
09/19	Falcons						DID NOT PLAY						W	48-25
09/26	at Rams						DID NOT PLAY						L	24-34
10/03	at Patriots						DID NOT PLAY						W	19-17
10/10	Dolphins						DID NOT PLAY						W	45-17
10/14	at Eagles						DID NOT PLAY						W	28-22
10/24	Bears						DID NOT PLAY						W	38-3
10/31	at Saints						DID NOT PLAY						L	27-36
11/14	at Football Team						DID NOT PLAY						L	19-29
11/22	Giants						NOT ON ROSTER						W	30-10
11/28	at Colts						RESERVE/COVID-19						W	38-31
12/05	at Falcons						RESERVE/COVID-19						W	30-17
12/12	Bills						RESERVE/COVID-19						W	33-27+
12/19	Saints						RESERVE/COVID-19						L	0-9
12/26	at Panthers						RESERVE/COVID-19						W	32-6
01/02	at Jets						RESERVE/COVID-19						W	28-24
01/09	Panthers						RESERVE/COVID-19						W	41-17
<b>2021 TOTALS</b>		<b>0-0</b>	<b>0</b>	<b>0</b>	<b>0.0</b>	<b>0</b>	<b>0</b>	<b>0</b>	<b>0</b>	<b>0.0</b>	<b>0</b>	<b>0</b>	<b>13-4</b>	

+ - Overtime



2022 GAME-BY-GAME REGULAR-SEASON STATISTICS (CHIEFS)

DATE	OPPONENT	P/S	RECEIVING					RUSHING					W/L	SCORE
			NO.	YDS.	AVG.	LG	TD	NO.	YDS.	AVG.	LG	TD		
09/11	at Cardinals	P	0	0	0.0	0	0	0	0	0.0	0	0	W	44-21
09/15	Chargers	P	2	50	25.0	41t	1	0	0	0.0	0	0	W	27-24
09/25	at Colts	P	0	0	0.0	0	0	0	0	0.0	0	0	L	17-20
10/02	at Buccaneers	P	0	0	0.0	0	0	0	0	0.0	0	0	W	41-31
10/10	Raiders	P	1	10	10.0	10	0	0	0	0.0	0	0	W	30-29
10/16	Bills	P	0	0	0.0	0	0	0	0	0.0	0	0	L	20-24
10/23	at 49ers	P	1	4	4.0	4t	1	0	0	0.0	0	0	W	44-23
11/06	Titans	P	2	37	18.5	31	0	0	0	0.0	0	0	W	20-17+
11/13	Jaguars	P	1	12	12.0	12	0	0	0	0.0	0	0	W	27-17
11/20	at Chargers	S	3	67	22.3	29	0	0	0	0.0	0	0	W	30-27
11/27	Rams	S	2	26	13.0	14	0	0	0	0.0	0	0	W	26-10
12/04	at Bengals	S	1	15	15.0	15	0	0	0	0.0	0	0	L	24-27
12/11	at Broncos	S	0	0	0.0	0	0	0	0	0.0	0	0	W	34-28
12/18	at Texans	P	0	0	0.0	0	0	0	0	0.0	0	0	W	30-24+
12/24	Seahawks	S	0	0	0.0	0	0	0	0	0.0	0	0	W	24-10
01/01	Broncos	P	1	27	27.0	27	0	0	0	0.0	0	0	W	27-24
01/07	at Raiders	P	1	67	67.0	67	0	0	0	0.0	0	0	W	31-13
<b>2022 TOTALS</b>		<b>17-5</b>	<b>15</b>	<b>315</b>	<b>21.0</b>	<b>67</b>	<b>2</b>	<b>0</b>	<b>0</b>	<b>0.0</b>	<b>0</b>	<b>0</b>	<b>14-3</b>	

+ - Overtime

2023 GAME-BY-GAME REGULAR-SEASON STATISTICS (CHIEFS)

DATE	OPPONENT	P/S	RECEIVING					RUSHING					W/L	SCORE
			NO.	YDS.	AVG.	LG	TD	NO.	YDS.	AVG.	LG	TD		
09/07	Lions	P	2	45	22.5	26	0	0	0	0.0	0	0	L	20-21
09/17	at Jaguars	S	3	62	20.7	34	0	0	0	0.0	0	0	W	17-9
09/24	Bears	P	2	51	25.5	37	0	0	0	0.0	0	0	W	41-10
10/01	at Jets	S	1	5	5.0	5	0	0	0	0.0	0	0	W	23-20
10/08	at Vikings	P	2	56	28.0	33	0	0	0	0.0	0	0	W	27-20
10/12	Broncos	P	0	0	0.0	0	0	0	0	0.0	0	0	W	19-8
<b>2023 TOTALS</b>		<b>6-2</b>	<b>10</b>	<b>219</b>	<b>21.9</b>	<b>37</b>	<b>0</b>	<b>0</b>	<b>0</b>	<b>0.0</b>	<b>0</b>	<b>0</b>	<b>5-1</b>	

2020 GAME-BY-GAME POSTSEASON STATISTICS (BUCCANEERS)

DATE	OPPONENT	P/S	RECEIVING					RUSHING					W/L	SCORE
			NO.	YDS.	AVG.	LG	TD	NO.	YDS.	AVG.	LG	TD		
01/09	at Football Team												W	31-23
01/17	at Saints												W	30-20
01/24	at Packers	P	0	0	0.0	0	0	0	0	0.0	0	0	W	31-26
02/07	Chiefs												W	31-9
<b>2020 TOTALS</b>		<b>1-0</b>	<b>0</b>	<b>0</b>	<b>0.0</b>	<b>0</b>	<b>0</b>	<b>0</b>	<b>0</b>	<b>0.0</b>	<b>0</b>	<b>0</b>	<b>4-0</b>	

2021 GAME-BY-GAME POSTSEASON STATISTICS (BUCCANEERS)

DATE	OPPONENT	P/S	RECEIVING					RUSHING					W/L	SCORE
			NO.	YDS.	AVG.	LG	TD	NO.	YDS.	AVG.	LG	TD		
01/16	Eagles												W	31-15
01/23	Rams												L	27-30
<b>2021 TOTALS</b>		<b>0-0</b>	<b>0</b>	<b>0</b>	<b>0.0</b>	<b>0</b>	<b>0</b>	<b>0</b>	<b>0</b>	<b>0.0</b>	<b>0</b>	<b>0</b>	<b>1-1</b>	


2022 GAME-BY-GAME POSTSEASON STATISTICS (CHIEFS)

DATE	OPPONENT	P/S	RECEIVING					RUSHING					W/L	SCORE
			NO.	YDS.	AVG.	LG	TD	NO.	YDS.	AVG.	LG	TD		
01/21	Jaguars	P	1	12	12.0	12	0	0	0	0.0	0	0	W	27-20
01/29	Bengals												W	23-20
02/12	at Eagles	P	2	18	9.0	12	0	0	0	0.0	0	0	W	38-35
<b>2022 TOTALS</b>		<b>2-0</b>	<b>3</b>	<b>30</b>	<b>10.0</b>	<b>12</b>	<b>0</b>	<b>0</b>	<b>0</b>	<b>0.0</b>	<b>0</b>	<b>0</b>	<b>3-0</b>	





# TERSRAWN WHARTON



**DEFENSIVE TACKLE #98**

**MISSOURI S&T**

**4TH** YEAR IN THE NFL

**4TH** YEAR WITH THE CHIEFS

**HEIGHT:** 6'1"  
**WEIGHT:** 280 LBS  
**DRAFTED:** CFA-20  
**BIRTHDAY:** 6/25/98

👁️ Fourth-year defensive end enters his fourth season with the Chiefs in 2023.

👁️ Originally entered the NFL as an undrafted free agent with the Kansas City Chiefs in 2020.

### Career Highlights:

👁️ Intercepted a pass from Washington QB Taylor Heinicke (10/17/21). It marks Wharton's first-career interception. It is

the first interception by a Chiefs defensive lineman since DE Frank Clark intercepted Jacksonville QB Gardner Minshew in Week 1 on the 2019 season (9/8/19).

### Transactions:

Originally entered the NFL as an undrafted free agent with the Kansas City Chiefs in 2020.

### COLLEGE

Spent four seasons (2016-19) at Missouri S&T ... Posted 56 tackles (34 solo), 10.5 tackles for loss, 7.5 sacks, one pass defensed, one forced fumble and two fumble recoveries as a senior ... As a junior, was an All-Super Region 3 selection and named first-team All-GLVC after ranking second in the conference in sacks and tackles for a loss.

### PERSONAL

👁️ Landed first-team All-Suburban Central Conference honors at University City High School.

👁️ Led the Lions in tackles with 110, which included 4.0 sacks and an interception.

👁️ Was a three-time All-Conference selection and four-time academic scholar at his school.

👁️ Majored in psychology at Missouri S&T.

👁️ Hometown: University City, Mo.

### TERSRAWN WHARTON'S NFL REGULAR SEASON DEFENSIVE STATISTICS

DATE	TEAM	GP	GS	TACKLES							INTERCEPTIONS					O. FUMB				ST				MISC					
				TK	S	A	TFL	YDS	SK	YDS	QBH	NO	YDS	LG	TD	PD	FF	FR	TD	YDS	TK	S	A	FF	FR	S	A		
2020	Chiefs	16	1	27	14	13	4	13	2.0	13.0	4	0	0	0	0	0	1	1	0	-3	0	0	0	0	0	0	0	0	0
2021	Chiefs	17	1	29	13	16	0	0	2.0	18.0	2	1	0	0	0	1	2	0	0	0	0	0	0	0	0	0	0	0	
2022	Chiefs	5	0	8	4	4	1	8	1.0	8.0	4	0	0	0	0	0	0	0	0	0	0	0	0	0	0	0	0		
2023	Chiefs	6	1	2	1	1	0	0	0.0	0.0	0	0	0	0	0	0	1	0	0	0	0	0	0	0	0	0	0		
<b>NFL TOTALS</b>		<b>44</b>	<b>3</b>	<b>66</b>	<b>32</b>	<b>34</b>	<b>5</b>	<b>21</b>	<b>5.0</b>	<b>39.0</b>	<b>10</b>	<b>1</b>	<b>0</b>	<b>0</b>	<b>0</b>	<b>1</b>	<b>3</b>	<b>2</b>	<b>0</b>	<b>-3</b>	<b>0</b>	<b>0</b>	<b>0</b>	<b>0</b>	<b>0</b>	<b>0</b>	<b>0</b>	<b>0</b>	

### TERSRAWN WHARTON'S NFL POSTSEASON DEFENSIVE STATISTICS

DATE	TEAM	GP	GS	TACKLES							INTERCEPTIONS					O. FUMB				ST				MISC			
				TK	S	A	TFL	YDS	SK	YDS	QBH	NO	YDS	LG	TD	PD	FF	FR	TD	YDS	TK	S	A	FF	FR	S	A
2020	Chiefs	3	0	4	0	4	0	0	0.0	0.0	2	0	0	0	0	0	0	0	0	0	0	0	0	0	0	0	0
2021	Chiefs	3	0	1	1	0	1	11	1.0	11.0	1	0	0	0	0	1	0	0	0	0	0	0	0	0	0	0	0
2022	Chiefs	0	0	0	0	0	0	0	0.0	0.0	0	0	0	0	0	0	0	0	0	0	0	0	0	0	0	0	
<b>NFL TOTALS</b>		<b>6</b>	<b>0</b>	<b>5</b>	<b>1</b>	<b>4</b>	<b>1</b>	<b>11</b>	<b>1.0</b>	<b>11.0</b>	<b>3</b>	<b>0</b>	<b>0</b>	<b>0</b>	<b>0</b>	<b>1</b>	<b>0</b>	<b>0</b>	<b>0</b>	<b>0</b>	<b>0</b>	<b>0</b>	<b>0</b>	<b>0</b>	<b>0</b>	<b>0</b>	<b>0</b>



SINGLE-GAME HIGHS: DEFENSIVE

**Total Tackles** 5 at L.A. Chargers, Sep 20, 2020  
 4 vs. Green Bay, Nov 07, 2021  
 4 vs. N.Y. Jets, Nov 01, 2020  
 3 vs. L.A. Chargers, Sep 15, 2022  
 3 at Denver, Jan 08, 2022  
 ...3 more at 3.

**Solo Tackles** 4 at L.A. Chargers, Sep 20, 2020  
 2 at Indianapolis, Sep 25, 2022  
 2 vs. Pittsburgh, Dec 26, 2021  
 2 vs. Denver, Dec 05, 2021  
 ...4 more at 2.

**Sacks** 1.0 at Arizona, Sep 11, 2022  
 1.0 vs. Pittsburgh, Dec 26, 2021  
 1.0 vs. Las Vegas, Dec 12, 2021  
 ...2 more at 1.0.

**Passes Defensed** 1 at Washington, Oct 17, 2021

**Forced Fumbles** 1 vs. Pittsburgh, Dec 26, 2021  
 1 at L.A. Chargers, Dec 16, 2021  
 1 at Denver, Oct 25, 2020  
**Fumble Recoveries** 1 at Denver, Oct 25, 2020  
**Tackles For Loss** 1 at Arizona, Sep 11, 2022  
 1 at Miami, Dec 13, 2020  
 1 vs. N.Y. Jets, Nov 01, 2020  
 ...2 more at 1.  
**Interceptions** 1 at Washington, Oct 17, 2021

SINGLE-GAME HIGHS - POSTSEASON: DEFENSIVE

**Total Tackles** 2 at Tampa Bay, Feb 07, 2021  
 1 vs. Pittsburgh, Jan 16, 2022  
 1 vs. Buffalo, Jan 24, 2021  
 1 vs. Cleveland, Jan 17, 2021

**Solo Tackles** 1 vs. Pittsburgh, Jan 16, 2022

**Sacks** 1.0 vs. Pittsburgh, Jan 16, 2022

**Passes Defensed** 1 vs. Pittsburgh, Jan 16, 2022  
**Tackles For Loss** 1 vs. Pittsburgh, Jan 16, 2022

2020 GAME-BY-GAME REGULAR-SEASON STATISTICS (CHIEFS)

DATE	OPPONENT	P/S	TACKLES							INTERCEPTIONS					O. FUMB				ST				MISC		W/L	SCORE		
			TK	S	A	SK	YDS	TFL	YDS	QBH	NO	YDS	LG	TD	PD	FF	FR	TD	YDS	TK	S	A	FF	FR			S	A
09/10	Texans	P	2	1	1	0.0	0.0	0	0	0	0	0	0	0	0	0	0	0	0	0	0	0	0	0	0	W	34-20	
09/20	at Chargers	P	5	4	1	0.0	0.0	1	0	0	0	0	0	0	0	0	0	0	0	0	0	0	0	0	W	23-20+		
09/28	at Ravens	P	0	0	0	0.0	0.0	0	0	0	0	0	0	0	0	0	0	0	0	0	0	0	0	0	W	34-20		
10/05	Patriots	P	2	1	1	0.0	0.0	0	0	0	0	0	0	0	0	0	0	0	0	0	0	0	0	0	W	26-10		
10/11	Raiders	P	3	1	2	0.0	0.0	0	0	0	0	0	0	0	0	0	0	0	0	0	0	0	0	0	L	32-40		
10/19	at Bills	P	1	1	0	0.0	0.0	1	0	0	0	0	0	0	0	0	0	0	0	0	0	0	0	0	W	26-17		
10/25	at Broncos	P	2	1	1	0.0	0.0	0	0	0	0	0	0	0	0	1	1	0	-3	0	0	0	0	0	W	43-16		
11/01	Jets	P	4	2	2	1.0	5.0	1	5	1	0	0	0	0	0	0	0	0	0	0	0	0	0	0	W	35-9		
11/08	Panthers	P	1	0	1	0.0	0.0	0	0	0	0	0	0	0	0	0	0	0	0	0	0	0	0	0	W	33-31		
11/22	at Raiders	P	0	0	0	0.0	0.0	0	0	0	0	0	0	0	0	0	0	0	0	0	0	0	0	0	W	35-31		
11/29	at Buccaneers	P	1	0	1	0.0	0.0	0	0	0	0	0	0	0	0	0	0	0	0	0	0	0	0	0	W	27-24		
12/06	Broncos	P	1	0	1	0.0	0.0	0	0	0	0	0	0	0	0	0	0	0	0	0	0	0	0	0	W	22-16		
12/13	at Dolphins	P	2	2	0	1.0	8.0	1	8	1	0	0	0	0	0	0	0	0	0	0	0	0	0	0	W	33-27		
12/20	at Saints	P	1	1	0	0.0	0.0	0	0	1	0	0	0	0	0	0	0	0	0	0	0	0	0	0	W	32-29		
12/27	Falcons	P	0	0	0	0.0	0.0	0	0	1	0	0	0	0	0	0	0	0	0	0	0	0	0	0	W	17-14		
01/03	Chargers	S	2	0	2	0.0	0.0	0	0	0	0	0	0	0	0	0	0	0	0	0	0	0	0	0	L	21-38		
<b>2020 TOTALS</b>			<b>16-1</b>	<b>27</b>	<b>14</b>	<b>13</b>	<b>2.0</b>	<b>13.0</b>	<b>4</b>	<b>13</b>	<b>4</b>	<b>0</b>	<b>0</b>	<b>0</b>	<b>0</b>	<b>0</b>	<b>1</b>	<b>1</b>	<b>0</b>	<b>-3</b>	<b>0</b>	<b>0</b>	<b>0</b>	<b>0</b>	<b>0</b>	<b>0</b>	<b>0</b>	<b>14-2</b>

+ - Overtime

2021 GAME-BY-GAME REGULAR-SEASON STATISTICS (CHIEFS)

DATE	OPPONENT	P/S	TACKLES							INTERCEPTIONS					O. FUMB				ST				MISC		W/L	SCORE	
			TK	S	A	SK	YDS	TFL	YDS	QBH	NO	YDS	LG	TD	PD	FF	FR	TD	YDS	TK	S	A	FF	FR			S
09/12	Browns	S	3	1	2	0.0	0.0	0	0	0	0	0	0	0	0	0	0	0	0	0	0	0	0	0	W	33-29	
09/19	at Ravens	P	1	0	1	0.0	0.0	0	0	0	0	0	0	0	0	0	0	0	0	0	0	0	0	0	L	35-36	
09/26	Chargers	P	0	0	0	0.0	0.0	0	0	0	0	0	0	0	0	0	0	0	0	0	0	0	0	0	L	24-30	
10/03	at Eagles	P	2	1	1	0.0	0.0	0	0	0	0	0	0	0	0	0	0	0	0	0	0	0	0	0	W	42-30	
10/10	Bills	P	2	1	1	0.0	0.0	0	0	0	0	0	0	0	0	0	0	0	0	0	0	0	0	0	L	20-38	
10/17	at Football Team	P	1	0	1	0.0	0.0	0	0	0	1	0	0	0	1	0	0	0	0	0	0	0	0	0	W	31-13	
10/24	at Titans	P	1	1	0	0.0	0.0	0	0	0	0	0	0	0	0	0	0	0	0	0	0	0	0	0	L	3-27	
11/01	Giants	P	0	0	0	0.0	0.0	0	0	0	0	0	0	0	0	0	0	0	0	0	0	0	0	0	W	20-17	
11/07	Packers	P	4	2	2	0.0	0.0	0	0	0	0	0	0	0	0	0	0	0	0	0	0	0	0	0	W	13-7	
11/14	at Raiders	P	0	0	0	0.0	0.0	0	0	0	0	0	0	0	0	0	0	0	0	0	0	0	0	0	W	41-14	
11/21	Cowboys	P	2	2	0	0.0	0.0	0	0	0	0	0	0	0	0	0	0	0	0	0	0	0	0	0	W	19-9	
12/05	Broncos	P	2	2	0	0.0	0.0	0	0	0	0	0	0	0	0	0	0	0	0	0	0	0	0	0	W	22-9	
12/12	Raiders	P	3	1	2	1.0	5.0	0	0	2	0	0	0	0	0	0	0	0	0	0	0	0	0	0	W	48-9	
12/16	at Chargers	P	2	0	2	0.0	0.0	0	0	0	0	0	0	0	0	1	0	0	0	0	0	0	0	0	W	34-28+	
12/26	Steelers	P	2	2	0	1.0	13.0	0	0	0	0	0	0	0	0	1	0	0	0	0	0	0	0	0	W	36-10	
01/02	at Bengals	P	1	0	1	0.0	0.0	0	0	0	0	0	0	0	0	0	0	0	0	0	0	0	0	0	L	31-34	
01/08	at Broncos	P	3	0	3	0.0	0.0	0	0	0	0	0	0	0	0	0	0	0	0	0	0	0	0	0	W	28-24	
<b>2021 TOTALS</b>			<b>17-1</b>	<b>29</b>	<b>13</b>	<b>16</b>	<b>2.0</b>	<b>18.0</b>	<b>0</b>	<b>0</b>	<b>2</b>	<b>1</b>	<b>0</b>	<b>0</b>	<b>0</b>	<b>1</b>	<b>2</b>	<b>0</b>	<b>0</b>	<b>0</b>	<b>0</b>	<b>0</b>	<b>0</b>	<b>0</b>	<b>0</b>	<b>0</b>	<b>12-5</b>

+ - Overtime



2022 GAME-BY-GAME REGULAR-SEASON STATISTICS (CHIEFS)

DATE	OPPONENT	P/S	TACKLES						INTERCEPTIONS					O. FUMB				ST				MISC		W/L	SCORE		
			TK	S	A	SK	YDS	TFL	YDS	QBH	NO	YDS	LG	TD	PD	FF	FR	TD	YDS	TK	S	A	FF			FR	S
09/11	at Cardinals	P	1	1	0	1.0	8.0	1	8	2	0	0	0	0	0	0	0	0	0	0	0	0	0	0	0	W	44-21
09/15	Chargers	P	3	0	3	0.0	0.0	0	0	0	0	0	0	0	0	0	0	0	0	0	0	0	0	0	W	27-24	
09/25	at Colts	P	2	2	0	0.0	0.0	0	0	0	0	0	0	0	0	0	0	0	0	0	0	0	0	0	L	17-20	
10/02	at Buccaneers	P	2	1	1	0.0	0.0	0	0	2	0	0	0	0	0	0	0	0	0	0	0	0	0	0	W	41-31	
10/10	Raiders	P	0	0	0	0.0	0.0	0	0	0	0	0	0	0	0	0	0	0	0	0	0	0	0	0	W	30-29	
10/16	Bills																								L	20-24	
10/23	at 49ers																								W	44-23	
11/06	Titans																								W	20-17+	
11/13	Jaguars																								W	27-17	
11/20	at Chargers																								W	30-27	
11/27	Rams																								W	26-10	
12/04	at Bengals																								L	24-27	
12/11	at Broncos																								W	34-28	
12/18	at Texans																								W	30-24+	
12/24	Seahawks																								W	24-10	
01/01	Broncos																								W	27-24	
01/07	at Raiders																								W	31-13	
<b>2022 TOTALS</b>			<b>5-0</b>	<b>8</b>	<b>4</b>	<b>4</b>	<b>1.0</b>	<b>8.0</b>	<b>1</b>	<b>8</b>	<b>4</b>	<b>0</b>	<b>0</b>	<b>0</b>	<b>0</b>	<b>0</b>	<b>0</b>	<b>0</b>	<b>0</b>	<b>0</b>	<b>0</b>	<b>0</b>	<b>0</b>	<b>0</b>	<b>0</b>	<b>14-3</b>	

+ - Overtime

2023 GAME-BY-GAME REGULAR-SEASON STATISTICS (CHIEFS)

DATE	OPPONENT	P/S	TACKLES						INTERCEPTIONS					O. FUMB				ST				MISC		W/L	SCORE	
			TK	S	A	SK	YDS	TFL	YDS	QBH	NO	YDS	LG	TD	PD	FF	FR	TD	YDS	TK	S	A	FF			FR
09/07	Lions	S	0	0	0	0.0	0.0	0	0	0	0	0	0	0	0	0	0	0	0	0	0	0	0	0	L	20-21
09/17	at Jaguars	P	0	0	0	0.0	0.0	0	0	0	0	0	0	0	0	0	0	0	0	0	0	0	0	0	W	17-9
09/24	Bears	P	1	1	0	0.0	0.0	0	0	0	0	0	0	0	0	0	0	0	0	0	0	0	0	0	W	41-10
10/01	at Jets	P	0	0	0	0.0	0.0	0	0	0	0	0	0	0	0	1	0	0	0	0	0	0	0	0	W	23-20
10/08	at Vikings	P	1	0	1	0.0	0.0	0	0	0	0	0	0	0	0	0	0	0	0	0	0	0	0	0	W	27-20
10/12	Broncos	P	0	0	0	0.0	0.0	0	0	0	0	0	0	0	0	0	0	0	0	0	0	0	0	0	W	19-8
<b>2023 TOTALS</b>			<b>6-1</b>	<b>2</b>	<b>1</b>	<b>1</b>	<b>0.0</b>	<b>0.0</b>	<b>0</b>	<b>0</b>	<b>0</b>	<b>0</b>	<b>0</b>	<b>0</b>	<b>0</b>	<b>1</b>	<b>0</b>	<b>0</b>	<b>0</b>	<b>0</b>	<b>0</b>	<b>0</b>	<b>0</b>	<b>0</b>	<b>5-1</b>	

2020 GAME-BY-GAME POSTSEASON STATISTICS (CHIEFS)

DATE	OPPONENT	P/S	TACKLES						INTERCEPTIONS					O. FUMB				ST				MISC		W/L	SCORE	
			TK	S	A	SK	YDS	TFL	YDS	QBH	NO	YDS	LG	TD	PD	FF	FR	TD	YDS	TK	S	A	FF			FR
01/17	Browns	P	1	0	1	0.0	0.0	0	0	0	0	0	0	0	0	0	0	0	0	0	0	0	0	0	W	22-17
01/24	Bills	P	1	0	1	0.0	0.0	0	0	1	0	0	0	0	0	0	0	0	0	0	0	0	0	0	W	38-24
02/07	at Buccaneers	P	2	0	2	0.0	0.0	0	0	1	0	0	0	0	0	0	0	0	0	0	0	0	0	0	L	9-31
<b>2020 TOTALS</b>			<b>3-0</b>	<b>4</b>	<b>0</b>	<b>4</b>	<b>0.0</b>	<b>0.0</b>	<b>0</b>	<b>0</b>	<b>2</b>	<b>0</b>	<b>0</b>	<b>0</b>	<b>0</b>	<b>0</b>	<b>0</b>	<b>0</b>	<b>0</b>	<b>0</b>	<b>0</b>	<b>0</b>	<b>0</b>	<b>0</b>	<b>2-1</b>	

2021 GAME-BY-GAME POSTSEASON STATISTICS (CHIEFS)

DATE	OPPONENT	P/S	TACKLES						INTERCEPTIONS					O. FUMB				ST				MISC		W/L	SCORE	
			TK	S	A	SK	YDS	TFL	YDS	QBH	NO	YDS	LG	TD	PD	FF	FR	TD	YDS	TK	S	A	FF			FR
01/16	Steelers	P	1	1	0	1.0	11.0	1	11	1	0	0	0	0	1	0	0	0	0	0	0	0	0	0	W	42-21
01/23	Bills	P	0	0	0	0.0	0.0	0	0	0	0	0	0	0	0	0	0	0	0	0	0	0	0	0	W	42-36+
01/30	Bengals	P	0	0	0	0.0	0.0	0	0	0	0	0	0	0	0	0	0	0	0	0	0	0	0	0	L	24-27+
<b>2021 TOTALS</b>			<b>3-0</b>	<b>1</b>	<b>1</b>	<b>0</b>	<b>1.0</b>	<b>11.0</b>	<b>1</b>	<b>11</b>	<b>1</b>	<b>0</b>	<b>0</b>	<b>0</b>	<b>1</b>	<b>0</b>	<b>0</b>	<b>0</b>	<b>0</b>	<b>0</b>	<b>0</b>	<b>0</b>	<b>0</b>	<b>0</b>	<b>2-1</b>	

+ - Overtime

2022 GAME-BY-GAME POSTSEASON STATISTICS (CHIEFS)

DATE	OPPONENT	P/S	TACKLES						INTERCEPTIONS					O. FUMB				ST				MISC		W/L	SCORE	
			TK	S	A	SK	YDS	TFL	YDS	QBH	NO	YDS	LG	TD	PD	FF	FR	TD	YDS	TK	S	A	FF			FR
01/21	Jaguars																								W	27-20
01/29	Bengals																								W	23-20
02/12	at Eagles																								W	38-35
<b>2022 TOTALS</b>			<b>0</b>	<b>0</b>	<b>0</b>	<b>0.0</b>	<b>0.0</b>	<b>0</b>	<b>0</b>	<b>0</b>	<b>0</b>	<b>0</b>	<b>0</b>	<b>0</b>	<b>0</b>	<b>0</b>	<b>0</b>	<b>0</b>	<b>0</b>	<b>0</b>	<b>0</b>	<b>0</b>	<b>0</b>	<b>0</b>	<b>3-0</b>	







# JOSHUA WILLIAMS



**CORNERBACK #2**  
**FAYETTEVILLE STATE**

**2ND** YEAR IN THE NFL

**2ND** YEAR WITH THE CHIEFS

**HEIGHT:** 6'3"  
**WEIGHT:** 193 LBS  
**DRAFTED:** D4-22  
**BIRTHDAY:** 10/17/99

- Second-year cornerback enters his second season with the Chiefs in 2023.
- Originally entered the NFL as a fourth-round draft pick (135th overall) by the Kansas City Chiefs in the 2022 NFL Draft.

**Transactions:**

Originally entered the NFL as a fourth-round draft pick (135th overall) by the Kansas City Chiefs in the 2022 NFL Draft.

### COLLEGE

Three-year letterwinner at Fayetteville State ... Team did not play the 2020 season due to Covid-19 ... In three seasons, played 28 games, logging 79 tackles (55 solo), including 4.0 (-24.0) tackles for loss, five interceptions with one returned for a touchdown and 22 passes defended ... Had one punt return TD ... Earned first-team All-Central Intercollegiate Athletic Association honors his senior season.

### PERSONAL

- Attended Jack Britt High School and spent one season at Palmetto Prep.
- A native of Fayetteville, N.C.

### JOSHUA WILLIAMS' NFL REGULAR SEASON DEFENSIVE STATISTICS

DATE	TEAM	GP	GS	TACKLES							INTERCEPTIONS					O. FUMB				ST			MISC			
				TK	S	A	TFL	YDS	SK	YDS	QBH	NO	YDS	LG	TD	PD	FF	FR	TD	YDS	TK	S	A	FF	FR	S
2022	Chiefs	17	4	39	28	11	1	2	0.0	0.0	0	1	7	7	0	7	0	0	0	0	1	1	0	0	0	0
2023	Chiefs	6	1	13	10	3	1	3	0.0	0.0	0	0	0	0	0	1	0	0	0	0	0	0	0	0	0	
<b>NFL TOTALS</b>		<b>23</b>	<b>5</b>	<b>52</b>	<b>38</b>	<b>14</b>	<b>2</b>	<b>5</b>	<b>0.0</b>	<b>0.0</b>	<b>0</b>	<b>1</b>	<b>7</b>	<b>7</b>	<b>0</b>	<b>8</b>	<b>0</b>	<b>0</b>	<b>0</b>	<b>0</b>	<b>1</b>	<b>1</b>	<b>0</b>	<b>0</b>	<b>0</b>	<b>0</b>

### JOSHUA WILLIAMS' NFL POSTSEASON DEFENSIVE STATISTICS

DATE	TEAM	GP	GS	TACKLES							INTERCEPTIONS					O. FUMB				ST			MISC			
				TK	S	A	TFL	YDS	SK	YDS	QBH	NO	YDS	LG	TD	PD	FF	FR	TD	YDS	TK	S	A	FF	FR	S
2022	Chiefs	3	0	8	6	2	0	0	0.0	0.0	0	1	-4	0	0	1	0	0	0	0	1	1	0	0	0	0
<b>NFL TOTALS</b>		<b>3</b>	<b>0</b>	<b>8</b>	<b>6</b>	<b>2</b>	<b>0</b>	<b>0</b>	<b>0.0</b>	<b>0.0</b>	<b>0</b>	<b>1</b>	<b>-4</b>	<b>0</b>	<b>0</b>	<b>1</b>	<b>0</b>	<b>0</b>	<b>0</b>	<b>0</b>	<b>1</b>	<b>1</b>	<b>0</b>	<b>0</b>	<b>0</b>	<b>0</b>



SINGLE-GAME HIGHS: DEFENSIVE

<b>Total Tackles</b>	9 vs. Buffalo, Oct 16, 2022 7 at Cincinnati, Dec 04, 2022 6 at L.A. Chargers, Nov 20, 2022 4 at Minnesota, Oct 08, 2023 4 at Denver, Dec 11, 2022 ...1 more at 4.	<b>Tackles For Loss</b>	1 vs. Tennessee, Nov 06, 2022
<b>Solo Tackles</b>	6 at Cincinnati, Dec 04, 2022 6 vs. Buffalo, Oct 16, 2022 4 at L.A. Chargers, Nov 20, 2022 4 vs. Jacksonville, Nov 13, 2022 2 at Minnesota, Oct 08, 2023 ...4 more at 2.	<b>Interceptions</b>	1 at San Francisco, Oct 23, 2022
<b>Passes Defensed</b>	3 at San Francisco, Oct 23, 2022 1 vs. Chicago, Sep 24, 2023 1 vs. Seattle, Dec 24, 2022 1 at Houston, Dec 18, 2022 ...2 more at 1.	<b>Special Teams Tackles</b>	1 at L.A. Chargers, Nov 20, 2022

SINGLE-GAME HIGHS - POSTSEASON: DEFENSIVE

<b>Total Tackles</b>	4 at Philadelphia, Feb 12, 2023 4 vs. Cincinnati, Jan 29, 2023	<b>Interceptions</b>	1 vs. Cincinnati, Jan 29, 2023
<b>Solo Tackles</b>	3 at Philadelphia, Feb 12, 2023 3 vs. Cincinnati, Jan 29, 2023	<b>Special Teams Tackles</b>	1 vs. Cincinnati, Jan 29, 2023
<b>Passes Defensed</b>	1 vs. Cincinnati, Jan 29, 2023		

2022 GAME-BY-GAME REGULAR-SEASON STATISTICS (CHIEFS)

DATE	OPPONENT	P/S	TACKLES							INTERCEPTIONS				O. FUMB				ST				MISC		W/L	SCORE									
			TK	S	A	SK	YDS	TFL	YDS	QBH	NO	YDS	LG	TD	PD	FF	FR	TD	YDS	TK	S	A	FF			FR	S	A						
09/11	at Cardinals	P	1	1	0	0.0	0.0	0	0	0	0	0	0	0	0	0	0	0	0	0	0	0	0	0	0	W	44-21							
09/15	Chargers	P	0	0	0	0.0	0.0	0	0	0	0	0	0	0	0	0	0	0	0	0	0	0	0	0	0	W	27-24							
09/25	at Colts	P	0	0	0	0.0	0.0	0	0	0	0	0	0	0	0	0	0	0	0	0	0	0	0	0	0	L	17-20							
10/02	at Buccaneers	P	0	0	0	0.0	0.0	0	0	0	0	0	0	0	0	0	0	0	0	0	0	0	0	0	0	W	41-31							
10/10	Raiders	P	0	0	0	0.0	0.0	0	0	0	0	0	0	0	0	0	0	0	0	0	0	0	0	0	0	W	30-29							
10/16	Bills	P	9	6	3	0.0	0.0	0	0	0	0	0	0	0	1	0	0	0	0	0	0	0	0	0	0	L	20-24							
10/23	at 49ers	P	1	1	0	0.0	0.0	0	0	0	1	7	7	0	3	0	0	0	0	0	0	0	0	0	0	W	44-23							
11/06	Titans	P	2	2	0	0.0	0.0	1	2	0	0	0	0	0	0	0	0	0	0	0	0	0	0	0	0	W	20-17+							
11/13	Jaguars	S	4	4	0	0.0	0.0	0	0	0	0	0	0	0	0	0	0	0	0	0	0	0	0	0	0	W	27-17							
11/20	at Chargers	P	6	4	2	0.0	0.0	0	0	0	0	0	0	0	0	0	0	0	0	1	1	0	0	0	0	W	30-27							
11/27	Rams	S	2	1	1	0.0	0.0	0	0	0	0	0	0	0	1	0	0	0	0	0	0	0	0	0	0	W	26-10							
12/04	at Bengals	S	7	6	1	0.0	0.0	0	0	0	0	0	0	0	0	0	0	0	0	0	0	0	0	0	0	L	24-27							
12/11	at Broncos	P	4	1	3	0.0	0.0	0	0	0	0	0	0	0	0	0	0	0	0	0	0	0	0	0	0	W	34-28							
12/18	at Texans	S	1	1	0	0.0	0.0	0	0	0	0	0	0	0	1	0	0	0	0	0	0	0	0	0	0	W	30-24+							
12/24	Seahawks	P	2	1	1	0.0	0.0	0	0	0	0	0	0	0	1	0	0	0	0	0	0	0	0	0	0	W	24-10							
01/01	Broncos	P	0	0	0	0.0	0.0	0	0	0	0	0	0	0	0	0	0	0	0	0	0	0	0	0	0	W	27-24							
01/07	at Raiders	P	0	0	0	0.0	0.0	0	0	0	0	0	0	0	0	0	0	0	0	0	0	0	0	0	0	W	31-13							
<b>2022 TOTALS</b>			<b>17-4</b>	<b>39</b>	<b>28</b>	<b>11</b>	<b>0.0</b>	<b>0.0</b>	<b>1</b>	<b>2</b>	<b>0</b>	<b>1</b>	<b>7</b>	<b>7</b>	<b>0</b>	<b>7</b>	<b>0</b>	<b>0</b>	<b>0</b>	<b>0</b>	<b>1</b>	<b>1</b>	<b>0</b>	<b>0</b>	<b>0</b>	<b>0</b>	<b>0</b>	<b>0</b>	<b>0</b>	<b>0</b>	<b>0</b>	<b>0</b>	<b>0</b>	<b>14-3</b>

+ - Overtime

2023 GAME-BY-GAME REGULAR-SEASON STATISTICS (CHIEFS)

DATE	OPPONENT	P/S	TACKLES							INTERCEPTIONS				O. FUMB				ST				MISC		W/L	SCORE								
			TK	S	A	SK	YDS	TFL	YDS	QBH	NO	YDS	LG	TD	PD	FF	FR	TD	YDS	TK	S	A	FF			FR	S	A					
09/07	Lions	P	2	2	0	0.0	0.0	0	0	0	0	0	0	0	0	0	0	0	0	0	0	0	0	0	0	L	20-21						
09/17	at Jaguars	S	1	1	0	0.0	0.0	0	0	0	0	0	0	0	0	0	0	0	0	0	0	0	0	0	0	W	17-9						
09/24	Bears	P	2	2	0	0.0	0.0	0	0	0	0	0	0	0	1	0	0	0	0	0	0	0	0	0	0	W	41-10						
10/01	at Jets	P	2	2	0	0.0	0.0	1	3	0	0	0	0	0	0	0	0	0	0	0	0	0	0	0	0	W	23-20						
10/08	at Vikings	P	4	2	2	0.0	0.0	0	0	0	0	0	0	0	0	0	0	0	0	0	0	0	0	0	0	W	27-20						
10/12	Broncos	P	2	1	1	0.0	0.0	0	0	0	0	0	0	0	0	0	0	0	0	0	0	0	0	0	0	W	19-8						
<b>2023 TOTALS</b>			<b>6-1</b>	<b>13</b>	<b>10</b>	<b>3</b>	<b>0.0</b>	<b>0.0</b>	<b>1</b>	<b>3</b>	<b>0</b>	<b>0</b>	<b>0</b>	<b>0</b>	<b>0</b>	<b>1</b>	<b>0</b>	<b>0</b>	<b>0</b>	<b>0</b>	<b>0</b>	<b>0</b>	<b>0</b>	<b>0</b>	<b>0</b>	<b>0</b>	<b>0</b>	<b>0</b>	<b>0</b>	<b>0</b>	<b>0</b>	<b>0</b>	<b>5-1</b>

2022 GAME-BY-GAME POSTSEASON STATISTICS (CHIEFS)

DATE	OPPONENT	P/S	TACKLES							INTERCEPTIONS				O. FUMB				ST				MISC		W/L	SCORE								
			TK	S	A	SK	YDS	TFL	YDS	QBH	NO	YDS	LG	TD	PD	FF	FR	TD	YDS	TK	S	A	FF			FR	S	A					
01/21	Jaguars	P	0	0	0	0.0	0.0	0	0	0	0	0	0	0	0	0	0	0	0	0	0	0	0	0	0	0	W	27-20					
01/29	Bengals	P	4	3	1	0.0	0.0	0	0	0	1	-4	-4	0	1	0	0	0	0	1	1	0	0	0	0	0	W	23-20					
02/12	at Eagles	P	4	3	1	0.0	0.0	0	0	0	0	0	0	0	0	0	0	0	0	0	0	0	0	0	0	W	38-35						
<b>2022 TOTALS</b>			<b>3-0</b>	<b>8</b>	<b>6</b>	<b>2</b>	<b>0.0</b>	<b>0.0</b>	<b>0</b>	<b>0</b>	<b>0</b>	<b>1</b>	<b>-4</b>	<b>-4</b>	<b>0</b>	<b>1</b>	<b>0</b>	<b>0</b>	<b>0</b>	<b>0</b>	<b>1</b>	<b>1</b>	<b>0</b>	<b>0</b>	<b>0</b>	<b>0</b>	<b>0</b>	<b>0</b>	<b>0</b>	<b>0</b>	<b>0</b>	<b>0</b>	<b>3-0</b>





# JAMES WINCHESTER



**LONG SNAPPER #41**  
**OKLAHOMA**

**9TH** YEAR IN THE NFL

**9TH** YEAR WITH THE CHIEFS

**HEIGHT:** 6'3"  
**WEIGHT:** 209 LBS  
**DRAFTED:** FA-15  
**BIRTHDAY:** 8/6/89

👁️ Ninth-year long snapper enters his ninth season with Kansas City in 2023.

👁️ Originally entered the NFL as a free agent with the Philadelphia Eagles in 2013.

**Postseason Career Highlights:**

👁️ Tied with TE Travis Kelce for most postseason appearances

in franchise history, playing in 18 games.

**Transactions:**

Signed with Kansas City (3/13/15) ... Released by Philadelphia (8/25/13) ... Originally entered the NFL as a free agent with the Philadelphia Eagles in 2013.

### COLLEGE

Played in 39 games in three seasons (2009-11) at Oklahoma after he was a junior walk-on in 2010 ... Recovered three fumbles in 2010, which tied for the NCAA lead in that category.

### PERSONAL

- 👁️ Attended Washington High School.
- 👁️ Father, Mike, was the punter at OU for two seasons (1984-85).
- 👁️ He is a member of the Choctaw Tribe.
- 👁️ Majored in human relations at Oklahoma.
- 👁️ Hometown: Washington, Okla.

### JAMES WINCHESTER'S NFL REGULAR SEASON STATISTICS

DATE	TEAM	GP
2015	Chiefs	16
2016	Chiefs	16
2017	Chiefs	16
2018	Chiefs	16
2019	Chiefs	16
2020	Chiefs	16
2021	Chiefs	17
2022	Chiefs	17
2023	Chiefs	6
<b>NFL TOTALS</b>		<b>136</b>

### JAMES WINCHESTER'S NFL POSTSEASON STATISTICS

DATE	TEAM	GP
2015	Chiefs	2
2016	Chiefs	1
2017	Chiefs	1
2018	Chiefs	2
2019	Chiefs	3
2020	Chiefs	3
2021	Chiefs	3
2022	Chiefs	3
<b>NFL TOTALS</b>		<b>18</b>



## 2015 GAME-BY-GAME REGULAR-SEASON STATISTICS (CHIEFS)

DATE	OPPONENT		W/L	SCORE
09/13	at Texans	P	W	27-20
09/17	Broncos	P	L	24-31
09/28	at Packers	P	L	28-38
10/04	at Bengals	P	L	21-36
10/11	Bears	P	L	17-18
10/18	at Vikings	P	L	10-16
10/25	Steelers	P	W	23-13
11/01	Lions	P	W	45-10
11/15	at Broncos	P	W	29-13
11/22	at Chargers	P	W	33-3
11/29	Bills	P	W	30-22
12/06	at Raiders	P	W	34-20
12/13	Chargers	P	W	10-3
12/20	at Ravens	P	W	34-14
12/27	Browns	P	W	17-13
01/03	Raiders	P	W	23-17
<b>2015 TOTALS</b>		<b>16</b>	<b>11-5</b>	

## 2016 GAME-BY-GAME REGULAR-SEASON STATISTICS (CHIEFS)

DATE	OPPONENT		W/L	SCORE
09/11	Chargers	P	W	33-27+
09/18	at Texans	P	L	12-19
09/25	Jets	P	W	24-3
10/02	at Steelers	P	L	14-43
10/16	at Raiders	P	W	26-10
10/23	Saints	P	W	27-21
10/30	at Colts	P	W	30-14
11/06	Jaguars	P	W	19-14
11/13	at Panthers	P	W	20-17
11/20	Buccaneers	P	L	17-19
11/27	at Broncos	P	W	30-27+
12/04	at Falcons	P	W	29-28
12/08	Raiders	P	W	21-13
12/18	Titans	P	L	17-19
12/25	Broncos	P	W	33-10
01/01	at Chargers	P	W	37-27
<b>2016 TOTALS</b>		<b>16</b>	<b>12-4</b>	

+ - Overtime

## 2017 GAME-BY-GAME REGULAR-SEASON STATISTICS (CHIEFS)

DATE	OPPONENT		W/L	SCORE
09/07	at Patriots	P	W	42-27
09/17	Eagles	P	W	27-20
09/24	at Chargers	P	W	24-10
10/02	Redskins	P	W	29-20
10/08	at Texans	P	W	42-34
10/15	Steelers	P	L	13-19
10/19	at Raiders	P	L	30-31
10/30	Broncos	P	W	29-19
11/05	at Cowboys	P	L	17-28
11/19	at Giants	P	L	9-12+
11/26	Bills	P	L	10-16
12/03	at Jets	P	L	31-38
12/10	Raiders	P	W	26-15
12/16	Chargers	P	W	30-13
12/24	Dolphins	P	W	29-13
12/31	at Broncos	P	W	27-24
<b>2017 TOTALS</b>		<b>16</b>	<b>10-6</b>	

+ - Overtime

## 2018 GAME-BY-GAME REGULAR-SEASON STATISTICS (CHIEFS)

DATE	OPPONENT		W/L	SCORE
09/09	at Chargers	P	W	38-28
09/16	at Steelers	P	W	42-37
09/23	49ers	P	W	38-27
10/01	at Broncos	P	W	27-23
10/07	Jaguars	P	W	30-14
10/14	at Patriots	P	L	40-43
10/21	Bengals	P	W	45-10
10/28	Broncos	P	W	30-23
11/04	at Browns	P	W	37-21
11/11	Cardinals	P	W	26-14
11/19	at Rams	P	L	51-54
12/02	at Raiders	P	W	40-33
12/09	Ravens	P	W	27-24+
12/13	Chargers	P	L	28-29
12/23	at Seahawks	P	L	31-38
12/30	Raiders	P	W	35-3
<b>2018 TOTALS</b>		<b>16</b>	<b>12-4</b>	

+ - Overtime

## 2019 GAME-BY-GAME REGULAR-SEASON STATISTICS (CHIEFS)

DATE	OPPONENT		W/L	SCORE
09/08	at Jaguars	P	W	40-26
09/15	at Raiders	P	W	28-10
09/22	Ravens	P	W	33-28
09/29	at Lions	P	W	34-30
10/06	Colts	P	L	13-19
10/13	Texans	P	L	24-31
10/17	at Broncos	P	W	30-6
10/27	Packers	P	L	24-31
11/03	Vikings	P	W	26-23
11/10	at Titans	P	L	32-35
11/18	at Chargers	P	W	24-17
12/01	Raiders	P	W	40-9
12/08	at Patriots	P	W	23-16
12/15	Broncos	P	W	23-3
12/22	at Bears	P	W	26-3
12/29	Chargers	P	W	31-21
<b>2019 TOTALS</b>		<b>16</b>	<b>12-4</b>	

## 2020 GAME-BY-GAME REGULAR-SEASON STATISTICS (CHIEFS)

DATE	OPPONENT		W/L	SCORE
09/10	Texans	P	W	34-20
09/20	at Chargers	P	W	23-20+
09/28	at Ravens	P	W	34-20
10/05	Patriots	P	W	26-10
10/11	Raiders	P	L	32-40
10/19	at Bills	P	W	26-17
10/25	at Broncos	P	W	43-16
11/01	Jets	P	W	35-9
11/08	Panthers	P	W	33-31
11/22	at Raiders	P	W	35-31
11/29	at Buccaneers	P	W	27-24
12/06	Broncos	P	W	22-16
12/13	at Dolphins	P	W	33-27
12/20	at Saints	P	W	32-29
12/27	Falcons	P	W	17-14
01/03	Chargers	P	L	21-38
<b>2020 TOTALS</b>		<b>16</b>	<b>14-2</b>	

+ - Overtime

## 2021 GAME-BY-GAME REGULAR-SEASON STATISTICS (CHIEFS)

DATE	OPPONENT		W/L	SCORE
09/12	Browns	P	W	33-29
09/19	at Ravens	P	L	35-36
09/26	Chargers	P	L	24-30
10/03	at Eagles	P	W	42-30
10/10	Bills	P	L	20-38
10/17	at Football Team	P	W	31-13
10/24	at Titans	P	L	3-27
11/01	Giants	P	W	20-17
11/07	Packers	P	W	13-7
11/14	at Raiders	P	W	41-14
11/21	Cowboys	P	W	19-9
12/05	Broncos	P	W	22-9
12/12	Raiders	P	W	48-9
12/16	at Chargers	P	W	34-28+
12/26	Steelers	P	W	36-10
01/02	at Bengals	P	L	31-34
01/08	at Broncos	P	W	28-24
<b>2021 TOTALS</b>		<b>17</b>	<b>12-5</b>	

+ - Overtime

## 2022 GAME-BY-GAME REGULAR-SEASON STATISTICS (CHIEFS)

DATE	OPPONENT		W/L	SCORE
09/11	at Cardinals	P	W	44-21
09/15	Chargers	P	W	27-24
09/25	at Colts	P	L	17-20
10/02	at Buccaneers	P	W	41-31
10/10	Raiders	P	W	30-29
10/16	Bills	P	L	20-24
10/23	at 49ers	P	W	44-23
11/06	Titans	P	W	20-17+
11/13	Jaguars	P	W	27-17
11/20	at Chargers	P	W	30-27
11/27	Rams	P	W	26-10
12/04	at Bengals	P	L	24-27
12/11	at Broncos	P	W	34-28
12/18	at Texans	P	W	30-24+
12/24	Seahawks	P	W	24-10
01/01	Broncos	P	W	27-24
01/07	at Raiders	P	W	31-13
<b>2022 TOTALS</b>		<b>17</b>	<b>14-3</b>	

+ - Overtime

## 2023 GAME-BY-GAME REGULAR-SEASON STATISTICS (CHIEFS)

DATE	OPPONENT		W/L	SCORE
09/07	Lions	P	L	20-21
09/17	at Jaguars	P	W	17-9
09/24	Bears	P	W	41-10
10/01	at Jets	P	W	23-20
10/08	at Vikings	P	W	27-20
10/12	Broncos	P	W	19-8
<b>2023 TOTALS</b>		<b>6</b>	<b>5-1</b>	

## 2015 GAME-BY-GAME POSTSEASON STATISTICS (CHIEFS)

DATE	OPPONENT		W/L	SCORE
01/09	at Texans	P	W	30-0
01/16	at Patriots	P	L	20-27
<b>2015 TOTALS</b>		<b>2</b>	<b>1-1</b>	

## 2016 GAME-BY-GAME POSTSEASON STATISTICS (CHIEFS)

DATE	OPPONENT		W/L	SCORE
01/15	Steelers	P	L	16-18
<b>2016 TOTALS</b>		<b>1</b>	<b>0-1</b>	

## 2017 GAME-BY-GAME POSTSEASON STATISTICS (CHIEFS)

DATE	OPPONENT		W/L	SCORE
01/06	Titans	P	L	21-22
<b>2017 TOTALS</b>		<b>1</b>	<b>0-1</b>	

## 2018 GAME-BY-GAME POSTSEASON STATISTICS (CHIEFS)

DATE	OPPONENT		W/L	SCORE
01/12	Colts	P	W	31-13
01/20	Patriots	P	L	31-37+
<b>2018 TOTALS</b>			<b>1-1</b>	

+ - Overtime

## 2019 GAME-BY-GAME POSTSEASON STATISTICS (CHIEFS)

DATE	OPPONENT		W/L	SCORE
01/12	Texans	P	W	51-31
01/19	Titans	P	W	35-24
02/02	49ers	P	W	31-20
<b>2019 TOTALS</b>			<b>3-0</b>	

## 2020 GAME-BY-GAME POSTSEASON STATISTICS (CHIEFS)

DATE	OPPONENT		W/L	SCORE
01/17	Browns	P	W	22-17
01/24	Bills	P	W	38-24
02/07	at Buccaneers	P	L	9-31
<b>2020 TOTALS</b>			<b>2-1</b>	

## 2021 GAME-BY-GAME POSTSEASON STATISTICS (CHIEFS)

DATE	OPPONENT		W/L	SCORE
01/16	Steelers	P	W	42-21
01/23	Bills	P	W	42-36+
01/30	Bengals	P	L	24-27+
<b>2021 TOTALS</b>			<b>2-1</b>	

+ - Overtime

## 2022 GAME-BY-GAME POSTSEASON STATISTICS (CHIEFS)

DATE	OPPONENT		W/L	SCORE
01/21	Jaguars	P	W	27-20
01/29	Bengals	P	W	23-20
02/12	at Eagles	P	W	38-35
<b>2022 TOTALS</b>			<b>3-0</b>	

# **RECORDS**





# REGULAR INDIVIDUAL

## SERVICE

### Most Seasons, Active Players

15	Jerrel Wilson	1963-77
15	Dustin Colquitt	2005-19
14	Len Dawson	1962-75
14	Ed Budde	1963-76
14	Nick Lowery	1980-93
14	Will Shields	1993-06
13	Jim Tyrer	1961-73
13	Buck Buchanan	1963-75
13	Emmitt Thomas	1966-78
13	Jan Stenerud	1967-79
13	Jack Rudnay	1970-82
13	John Alt	1984-96
13	Derrick Johnson	2005-17
12	Johnny Robinson	1960-71
12	Dave Hill	1963-74
12	Bobby Bell	1963-74
12	Mike Livingston	1968-79
12	Henry Marshall	1976-87
12	Tony Gonzalez	1997-08
12	Tamba Hali	2006-17

### Most Games Played, Career (All 175+)

238	Dustin Colquitt	2005-19
224	Will Shields	1993-06
212	Nick Lowery	1980-93
203	Jerrel Wilson	1963-77
190	Tony Gonzalez	1997-08
186	Jan Stenerud	1967-79
183	Len Dawson	1962-75
183	Buck Buchanan	1963-75
182	Derrick Johnson	2005-17
181	Emmitt Thomas	1966-78
180	Jim Tyrer	1961-73
179	John Alt	1984-96
178	Jack Rudnay	1970-82
177	Ed Budde	1963-76
177	Tamba Hali	2006-17

### Most Games Started, Career (Since 1968)

223	Will Shields	1993-06
174	Tony Gonzalez	1997-08
171	Jack Rudnay	1970-82
169	Derrick Johnson	2005-17
164	Tim Grunhard	1990-00
*158	Len Dawson (*Since 1962)	1962-75
157	Derrick Thomas	1989-99
157	Tamba Hali	2006-17

### Most Starts, Rookie, Season

17	Creed Humphrey	2021
17	Trey Smith	2021
17	George Karlaftis	2022
16	Sylvester Hicks	1978
16	Art Still	1978
16	Dave Lutz	1983
16	Kevin Ross	1984
16	Dino Hackett	1986
16	Derrick Thomas	1989
16	Greg Wesley	2000
16	Derrick Johnson	2005
16	Tamba Hali	2006
16	Brandon Carr	2008
16	Glenn Dorsey	2008
16	Eric Berry	2010
16	Dontari Poe	2012
16	Marcus Peters	2015
16	Kareem Hunt	2017
16	Juan Thornhill	2019

### Most Consecutive Games Played, Career

224	Will Shields (Sept. 5, 1993 - Dec. 31, 2006)
186	Jan Stenerud (Sept. 9, 1967 - Dec. 16, 1979)
184	Dustin Colquitt (Nov. 9, 2008 - Dec. 29, 2019)
180	Jim Tyrer (Sept. 10, 1961 - Dec. 2, 1973)
168	Bobby Bell (Sept. 7, 1963 - Dec. 14, 1974)
166	Buck Buchanan (Sept. 7, 1963 - Dec. 1, 1974)

### Most Consecutive Games Started (Since 1968)

223	Will Shields (Sept. 12, 1993 - Dec. 31, 2006)
144	Emmitt Thomas (Sept. 28, 1968 - Oct. 15, 1978)
134	Jim Lynch (Sept. 9, 1968 - Nov. 6, 1977)
120	Tim Grunhard (Sept. 5, 1993 - Oct. 29, 2000)
120	Tony Gonzalez (Sept. 19, 1999 - Nov. 12, 2006)

### Most Consecutive Games Started To Begin Career

101	Gary Barbaro	1976-82
64	Brandon Carr	2008-11
51	Art Still	1978-81
41	Tamba Hali	2006-08

40	Creed Humphrey	2021-23
----	----------------	---------

### Most Games Started, Quarterback, Career

158	Len Dawson	1962-75
88	Trent Green	2001-06
86	Patrick Mahomes	2017-23
77	Bill Kenney	1979-88
76	Alex Smith	2013-17

### Most Consecutive Games Started, Quarterback

81	Trent Green (Sept. 9, 2001 - Sept. 10, 2006)
44	Len Dawson (Oct. 31, 1965 - Nov. 3, 1968)
40	Patrick Mahomes (Sept. 12, 2021 - Oct. 12, 2023)
35	Steve DeBerg (Nov. 26, 1989 - Dec. 8, 1991)
28	Steve Bono (Sept. 3, 1995 - Nov. 24, 1996)
28	Elvis Grbac (Dec. 26, 1998 - Nov. 19, 2000)
28	Len Dawson (Sept. 8, 1962 - Nov. 8, 1963)

### Most Consecutive Seasons Starting Every Game, QB

5	Trent Green	2001-05
2	Len Dawson	1966-67

## SCORING

### POINTS

### Most Points, Career (All 400+)

1,466	Nick Lowery	1980-93
1,231	Jan Stenerud	1967-79
820	Harrison Butker	2017-23
517	Ryan Succop	2009-13
500	Priest Holmes	2001-07
462	Tony Gonzalez	1997-08
460	Travis Kelce	2013-23
442	Pete Stoyanovich	1996-00

### Most Seasons, 100 or More Points

11	Nick Lowery	1981, '83-86, '88-93
5	Jan Stenerud	1967-71
5	Harrison Butker	2017-21
4	Ryan Succop	2009-10, 12-13
3	Pete Stoyanovich	1997-99
3	Lawrence Tynes	2004-06
3	Cairo Santos	2014-16
2	Lin Elliott	1994-95
2	Morten Andersen	2002-03
2	Priest Holmes	2002-03
2	Larry Johnson	2005-06
1	Jack Spikes	1960
1	Abner Haynes	1962
1	Todd Peterson	2001
1	Tyreek Hill	2020

### Most Points, Season (All 125+)

162	Priest Holmes	2003
147	Harrison Butker	2019
144	Priest Holmes	2002
142	Harrison Butker	2017
139	Nick Lowery	1990
137	Harrison Butker	2018
129	Jan Stenerud	1968
129	Cairo Santos	2015
129	Cairo Santos	2016
126	Larry Johnson	2005
125	Lawrence Tynes	2005

### Most Points, Non-Kickers, Rookie, Season

72	Abner Haynes	1960
72	Tyreek Hill	2016
66	Billy Jackson	1981
66	Kareem Hunt	2017
48	Johnny Robinson	1960
48	Mike Garrett	1966

### Most Points, Kickers, Rookie, Season

142	Harrison Butker	2017
113	Cairo Santos	2014
108	Jan Stenerud	1967
104	Jack Spikes	1960
104	Ryan Succop	2009

### Most Points, Game

30	Abner Haynes vs. Oakland	Nov. 26, 1961
30	Jamaal Charles at Oakland	Dec. 15, 2013
24	Frank Jackson vs. Denver	Dec. 10, 1961
24	Abner Haynes vs. Boston	Sept. 8, 1962
24	Frank Jackson at San Diego	Dec. 13, 1964
24	Bert Coan at Denver	Oct. 23, 1966
24	Priest Holmes at Cleveland	Sept. 8, 2002

# REGULAR INDIVIDUAL

24	Priest Holmes vs. Atlanta	Oct. 24, 2004
24	Derrick Blaylock vs. Atlanta	Oct. 24, 2004
24	Larry Johnson vs. Seattle	Oct. 29, 2006
24	Travis Kelce vs. Las Vegas	Oct. 10, 2022

## TOUCHDOWNS

### Most Touchdowns, Career

83	Priest Holmes (76 rush, 7 rec.)	2001-07
76	Tony Gonzalez (0 rush, 76 rec.)	1997-08
75	Travis Kelce (72 rec., 2 rush, 1 fum.)	2013-23
67	Tyreek Hill (6 rush, 56 rec. 1 KR, 4 PR)	2016-21
64	Jamaal Charles (43 rush, 20 rec., 1 KR)	2008-16
61	Larry Johnson (55 rush, 6 rec.)	2003-09
60	Otis Taylor (3 rush, 57 rec.)	1965-75

### Most Touchdowns, Season

27	Priest Holmes (27 rush, 0 rec.)	2003
24	Priest Holmes (21 rush, 3 rec.)	2002
21	Larry Johnson (20 rush, 1 rec.)	2005
19	Abner Haynes (13 rush, 6 rec.)	1962
19	Larry Johnson (17 rush, 2 rec.)	2006
19	Jamaal Charles (12 rush, 7 rec.)	2013

### Most Touchdowns, Rookie, Season

12	Abner Haynes (9 rush, 3 rec.)	1960
12	Tyreek Hill (3 rush, 6 rec., 2 PR, 1 KR)	2016
11	Billy Jackson (10 rush, 1 rec.)	1981
11	Kareem Hunt (8 rush, 3 rec.)	2017
8	Johnny Robinson (4 rush, 4 rec.)	1960
8	Mike Garrett (6 rush, 1 rec., 1 PR)	1966

### Most Touchdowns, Game

5	Abner Haynes vs. Oakland	Nov. 26, 1961
5	Jamaal Charles at Oakland	Dec. 15, 2013
4	Frank Jackson vs. Denver	Dec. 10, 1961
4	Abner Haynes vs. Boston	Sept. 8, 1962
4	Frank Jackson at San Diego	Dec. 13, 1964
4	Bert Coan at Denver	Oct. 23, 1966
4	Priest Holmes at Cleveland	Sept. 8, 2002
4	Priest Holmes vs. Atlanta	Oct. 24, 2004
4	Derrick Blaylock vs. Atlanta	Oct. 24, 2004
4	Larry Johnson vs. Seattle	Oct. 29, 2006
4	Travis Kelce vs. Las Vegas	Oct. 10, 2022
3	46 times;	
	Last, Travis Kelce at Los Angeles Chargers	Nov. 21, 2022

### Most Consecutive Games Scoring Touchdowns

11	Priest Holmes	2002
9	Larry Johnson	2006
8	Priest Holmes	2003-04
8	Larry Johnson	2004-05
8	Kareem Hunt	2018
7	Marcus Allen	1993
7	Priest Holmes	2004-05
7	Larry Johnson	2005
7	Dwayne Bowe	2010
7	Jamaal Charles	2013

## POINTS AFTER TOUCHDOWNS

### Most Points After TD Attempted, Career

483	Nick Lowery	1980-93
409	Jan Stenerud	1967-79
304	Harrison Butker	2017-23
164	Pete Stoyanovich	1996-00
160	Ryan Succop	2009-13
149	Tommy Brooker	1962-66

### Most Points After TD Attempted, Season

69	Harrison Butker	2018
60	Lawrence Tynes	2004
59	Morten Andersen	2003
54	Harrison Butker	2020
52	Ryan Succop	2013
51	Morten Andersen	2002

### Most Points After TD Attempted, Game

8	Tommy Brooker at Denver	Sept. 7, 1963
8	Mike Mercer at Denver	Oct. 23, 1966
8	Lawrence Tynes vs. Atlanta	Oct. 24, 2004
8	Ryan Succop at Oakland	Dec. 15, 2013

### Most Points After TD Made, Career

479	Nick Lowery	1980-93
394	Jan Stenerud	1967-79
286	Harrison Butker	2017-23
163	Pete Stoyanovich	1996-00
160	Ryan Succop	2009-13
149	Tommy Brooker	1962-66

### Most Points After TD Made, Season

65	Harrison Butker	2018
----	-----------------	------

58	Morten Andersen	2003
58	Lawrence Tynes	2004
52	Ryan Succop	2013
51	Morten Andersen	2002

### Most Points After TD Made, Game

8	Tommy Brooker at Denver	Sept. 7, 1963
8	Mike Mercer at Denver	Oct. 23, 1966
8	Lawrence Tynes vs. Atlanta	Oct. 24, 2004
8	Ryan Succop at Oakland	Dec. 15, 2013
7	Cotton Davidson vs. Denver	Dec. 10, 1961
7	T. Brooker at N.Y. Titans	Nov. 11, 1962
7	Jack Spikes vs. Denver	Dec. 8, 1963
7	Tommy Brooker vs. Houston	Nov. 28, 1965
7	Morten Andersen vs. Arizona	Dec. 1, 2002
7	Morten Andersen vs. St. Louis	Dec. 8, 2002
7	Lawrence Tynes at Tennessee	Dec. 13, 2004

### Most Consecutive Points After TD

197	Nick Lowery	1983-89
160	Ryan Succop	2009-13
155	Jan Stenerud	1968-73
149	Tommy Brooker	1962-66

### Highest Point After Percentage, Career (100 PATs)

100.00	Ryan Succop (160-160)	2009-13
100.00	Tommy Brooker (149-149)	1962-66
99.39	Pete Stoyanovich (163-164)	1996-00
99.17	Nick Lowery (479-483)	1980-93
99.09	Morten Andersen (109-110)	2002-03
97.16	Lawrence Tynes (137-141)	2004-06

## FIELD GOALS

### Most Field Goals Attempted, Career

436	Jan Stenerud	1967-79
410	Nick Lowery	1980-93
200	Harrison Butker	2017-23
147	Ryan Succop	2009-13
115	Pete Stoyanovich	1996-00
105	Cairo Santos	2014-17

### Most Field Goals Attempted, Season

44	Jan Stenerud	1971
42	Jan Stenerud	1970
42	Harrison Butker	2017
40	Jan Stenerud	1968

### Most Field Goals Attempted, Game

7	Cairo Santos at Cincinnati	October 4, 2015
7	Jan Stenerud vs. Buffalo	Dec. 19, 1971
6	Tommy Brooker vs. San Diego	Dec. 16, 1962
6	Jan Stenerud	6 times
	Last; at Washington	Oct. 10, 1976
6	Todd Peterson vs. Denver	Dec. 16, 2001
6	Ryan Succop at New Orleans	Sept. 23, 2012
6	Harrison Butker vs. Miami	Dec. 24, 2017

### Most Seasons Leading League, Field Goals Made

3	Jan Stenerud	1967, '70, '75
---	--------------	----------------

### Most Field Goals Made, Career

329	Nick Lowery	1980-93
279	Jan Stenerud	1967-79
178	Harrison Butker	2017-23
119	Ryan Succop	2009-13
93	Pete Stoyanovich	1996-00
89	Cairo Santos	2014-17

### Most Field Goals Made, Season

38	Harrison Butker	2017
34	Nick Lowery	1990
34	Harrison Butker	2019
31	Cairo Santos	2016
30	Jan Stenerud	1968, '70
30	Cairo Santos	2015
28	Ryan Succop	2012

### Most Field Goals Made, Rookie, Season

38	Harrison Butker	2017
25	Ryan Succop	2009
25	Cairo Santos	2014
21	Jan Stenerud	1967
13	Jack Spikes	1960
12	Tommy Brooker	1962

### Most Field Goals Made, Game

7	Cairo Santos at Cincinnati	Oct. 5, 2015
6	Ryan Succop at New Orleans	Sept. 23, 2012
5	Jan Stenerud	3 times

# REGULAR INDIVIDUAL

5	Last; vs. Buffalo	Dec. 19, 1971
	Nick Lowery	4 times
	Last; vs. Denver	Sept. 20, 1993
5	Ryan Succop vs. Minnesota	Oct. 2, 2011
5	Cairo Santos at Denver	Nov. 15, 2015
5	Harrison Butker	4 times
	Last; vs. Denver	Dec. 6, 2020
4	Tommy Brooker vs. San Diego	Dec. 16, 1962
4	Mike Mercer at N.Y. Jets	Nov. 27, 1966
4	Lin Elliott vs. Seattle	Dec. 24, 1995
4	Jan Stenerud	10 times
4	Nick Lowery	8 times
4	Pete Stoyanovich	2 times
4	Todd Peterson vs. Denver	Dec. 16, 2001
4	Lawrence Tynes	2 times
	Last; vs. Denver	Nov. 23, 2006
4	Nick Novak vs. Denver	Sept. 28, 2008
4	Ryan Succop	4 times
	Last; at Tennessee	Oct. 6, 2013
4	Cairo Santos	5 times
	Last; at Carolina	Nov. 13, 2016
4	Harrison Butker	7 times
	Last; vs. Denver	Oct. 12, 2023

## Most Consecutive Games Scoring Field Goals

16	Harrison Butker	2019-20
15	Lawrence Tynes	2004-05
14	Jan Stenerud	1970
14	Harrison Butker	2017-18
14	Harrison Butker	2021-22
12	Pete Stoyanovich	1997-98
11	Jan Stenerud	1968-69
11	Jan Stenerud	1971-72
11	Nick Lowery	1985-86
11	Morten Andersen	2002

## Most Consecutive Games Scoring Field Goals, Single Season

14	Jan Stenerud	1970
14	Harrison Butker	2019
13	Harrison Butker	2017
12	Lawrence Tynes	2005
12	Harrison Butker	2021
11	Morten Andersen	2002

## Most Consecutive Field Goals Made

23	Harrison Butker	2017
22	Pete Stoyanovich	1997-98
22	Ryan Succop	2011
21	Nick Lowery	1990
21	Nick Lowery	1991
16	Jan Stenerud	1969
16	Harrison Butker	2019-20
16	Harrison Butker	2020-21

## Longest Field Goal

62	Harrison Butker vs. Buffalo	Oct. 16, 2022
60	Harrison Butker vs. Denver	Oct. 12, 2023
59	Matthew Wright vs. Las Vegas	Oct. 10, 2022
58	Nick Lowery at Washington	Sept. 18, 1983
58	Nick Lowery vs. L.A. Raiders	Sept. 12, 1985
58	Harrison Butker at L.A. Chargers	Sept. 20, 2020
58	Harrison Butker at L.A. Chargers	Sept. 20, 2020

## Highest Field Goal Percentage, Career (100 Attempts)

89.0	Harrison Butker (178-200)	2017-23
84.8	Cairo Santos (89-105)	2014-17
81.0	Ryan Succop (119-147)	2009-13
80.9	Pete Stoyanovich (93-115)	1996-00
80.2	Nick Lowery (329-410)	1980-93
64.0	Jan Stenerud (279-436)	1967-79

## Highest Field Goal Percentage, Season

96.3	Pete Stoyanovich (26-27)	1997
92.6	Harrison Butker (25-27)	2020
91.9	Nick Lowery (34-37)	1990
91.6	Nick Lowery (22-24)	1992
90.5	Harrison Butker (38-42)	2017

## Highest Field Goal Percentage, Career at GEHA Field at Arrowhead

88.1	Pete Stoyanovich (52-59)	1996-00
87.7	Harrison Butker (93-106)	2017-23
85.6	Nick Lowery (179-209)	1980-93
82.4	Ryan Succop (61-74)	2009-13
79.2	Cairo Santos (38-48)	2014-17

## Attempts Less Than 40 Yards, Season (15 Attempts)

23-26	Cairo Santos	2016
24-25	Harrison Butker	2017
21-21	Nick Lowery	1991
20-20	Pete Stoyanovich	1998
16-20	Ryan Succop	2012
18-19	Harrison Butker	2019
18-18	Harrison Buker	2020
17-18	Cairo Santos	2014

17-18	Cairo Santos	2015
17-17	Ryan Succop	2009
16-16	Morten Andersen	2002
16-16	Harrison Butker	2018
15-16	Ryan Succop	2013
14-15	Ryan Succop	2011

## Most Field Goals, No Misses, Game

7	Cairo Santos at Cincinnati	Oct. 4, 2015
6	Ryan Succop at New Orleans	Sept. 23, 2012
5	Jan Stenerud at Buffalo	Nov. 2, 1969
5	Jan Stenerud vs. Buffalo	Dec. 7, 1969
5	Nick Lowery vs. L.A. Raiders	Sept. 12, 1985
5	Nick Lowery at Chicago	Dec. 29, 1990
5	Nick Lowery vs. Denver	Sept. 20, 1993
5	Ryan Succop vs. Minnesota	Oct. 2, 2011
5	Harrison Butker at Houston	Oct. 8, 2017
5	Harrison Butker vs. Denver	Oct. 30, 2017
5	Harrison Butker vs. Denver	Dec. 6, 2020

## Most Field Goals, 50 or More Yards, Career

25	Harrison Butker	2017-23
20	Nick Lowery	1980-93
12	Jan Stenerud	1967-79
9	Ryan Succop	2009-13
7	Cairo Santos	2014-16

## Most Field Goals, 50 or More Yards, Season

7	Harrison Butker	2021
4	Nick Lowery	1980
4	Cairo Santos	2015
4	Harrison Butker	2017, 2020
3	Nick Lowery	1985, 1988
3	Ryan Succop	2011
3	Harrison Butker	2019
3	Harrison Butker	2022
2	Pete Stoyanovich	1997, 1998
2	Lawrence Tynes	2004, 2005, 2006
2	Ryan Succop	2009, 2012
2	Cairo Santos	2016
2	Harrison Butker	2018, 2023

## Most Field Goals, 50 or More Yards, Game

2	Nick Lowery vs. Seattle	Sept. 14, 1980
2	Nick Lowery at New Orleans	Sept. 8, 1985
2	Nick Lowery at Detroit	Nov. 26, 1987
2	Lawrence Tynes at Miami	Oct. 21, 2005
2	Ryan Succop vs. Minnesota	Oct. 2, 2011
2	Cairo Santos at Cincinnati	Oct. 4, 2015
2	Harrison Butker at L.A. Chargers	Sept. 20, 2020
2	Harrison Butker vs. Denver	Oct. 12, 2023

## DEFENSE / SPECIAL TEAMS SCORING

### Most Defensive Touchdowns, Career

8	Bobby Bell (6 INTs, 2 FRs)	1963-74
5	Emmitt Thomas (5 INTs)	1966-78
5	Jim Kearney (5 INTs)	1967-75
5	Eric Berry (5 INTs)	2010-18
4	Lloyd Burruss (4 INTs)	1981-91
4	Derrick Thomas (4 FRs)	1989-99
4	James Hasty (3 INTs, 1 FR)	1995-99
4	Derrick Johnson (4 INTs)	2005-17
4	Daniel Sorensen (4 INTs)	2014-21

### Most Defensive Touchdowns, Season

4	Jim Kearney (4 INTs)	1972
3	David Webster (2 INTs, 1 FR)	1960
3	Lloyd Burruss (3 INTs)	1986
3	Charles Mincy (2 INTs, 1 FR)	1992
3	Mark McMillian (3 INTs)	1997

### Most Defensive Touchdowns, Game

2	Jim Kearney at Denver	Oct. 1, 1972
2	Lloyd Burruss vs. San Diego	Oct. 19, 1986
2	Cris Dishman at Oakland	Nov. 28, 1999
2	Derrick Johnson at Denver	Jan. 3, 2010

### Most Special Teams Touchdowns, Career

11	Dante Hall (5 PRs, 6 KORs)	2000-06
8	Tamarick Vanover (4 PRs, 4 KORs)	1995-99
5	Tyreek Hill (4 PRs, 1 KOR)	2016-21
4	J.T. Smith (4 PRs)	1978-84
3	Dexter McCluster (3 PRs)	2010-13
2	Six players tied	

### Most Special Teams Touchdowns, Season

4	Dante Hall (2 PRs, 2 KRs)	2003
3	Tamarick Vanover (2 KRs, 1 PR)	1995
3	Dante Hall (2 PRs, 1 KR)	2002
3	Tyreek Hill (2 PRs, 1 KR)	2016
2	J.T. Smith (2 PRs)	1979
2	J.T. Smith (2 PRs)	1980

# REGULAR INDIVIDUAL

2	Paul Palmer (2 KR)	1987
2	Dale Carter (2 PR)	1992
2	Dante Hall (2 KR)	2004
2	Dexter McCluster (2 PR)	2013

## Most Safeties, Career

3	Derrick Thomas	1989-98
2	Bill Maas	1984-92
2	Dan Saleaumua	1989-96
2	Joe Phillips	1992-97
1	Buck Buchanan	1963-75
1	Willie Lanier	1967-77
1	John Lohmeyer	1973, '75-77
1	Ed Beckman	1977-84
1	Dino Hackett	1986-92
1	Albert Lewis	1983-93
1	Rob McGovern	1989-90
1	Bernard Pollard	2006-08
1	Tamba Hali	2006-16
1	Justin Houston	2011-18
1	D.J. Alexander	2015-16
1	Chris Jones	2016-23
1	Frank Clark	2019-22

## Most Safeties, Season

1	Buck Buchanan	1968
1	Willie Lanier	1974
1	John Lohmeyer	1976
1	Ed Beckman	1978
1	Dino Hackett	1988
1	Albert Lewis	1988
1	Bill Maas	1988, '90
1	Rob McGovern	1989
1	Dan Saleaumua	1991, '96
1	Derrick Thomas	1994, '97, '98
1	Joe Phillips	1997
1	Bernard Pollard	2007
1	Tamba Hali	2009
1	Justin Houston	2012
1	D.J. Alexander	2015
1	Chris Jones	2020
1	Frank Clark	2022

## TWO-POINT CONVERSIONS

### Most Two-Point Conversions, Career

5	Travis Kelce	2013-23
3	Tony Gonzalez	1997-08
3	Patrick Mahomes	2017-23
2	Bo Dickinson	1960-61
2	Curtis McClinton	1962-69
2	Jerrel Wilson	1963-77
2	Reg Carolan	1964-68
2	Trent Green	2001-06
2	Eddie Kennison	2001-07

### Most Two-Point Conversions, Season

2	Bo Dickinson	1961
2	Travis Kelce	2015

### Most Two-Point Conversion Passes, Career

8	Len Dawson	1962-75
7	Patrick Mahomes	2017-23
4	Trent Green	2001-06
4	Alex Smith	2013-17
2	Randy Duncan	1961
2	Elvis Grbac	1997-00

## RUSHING

### RUSHING ATTEMPTS

#### Most Seasons Leading League in Rushing

1	Abner Haynes	1960
1	Christian Okoye	1989
1	Priest Holmes	2001
1	Kareem Hunt	2017

#### Most Rushing Attempts, Career

1,375	Larry Johnson	2003-09
1,332	Jamaal Charles	2008-16
1,321	Priest Holmes	2001-07
1,246	Christian Okoye	1987-92
1,157	Ed Podolak	1969-77

#### Most Rushing Attempts, Season

*416	Larry Johnson	2006
370	Christian Okoye	1989
336	Larry Johnson	2005
327	Priest Holmes	2001
320	Priest Holmes	2003

\*NFL RECORD

#### Most Rushing Attempts, Consecutive Seasons

752	Larry Johnson (336, 416)	2005-06
640	Priest Holmes (327, 313)	2001-02
633	Priest Holmes (313, 320)	2002-03
615	Christian Okoye (370, 245)	1989-90
574	Larry Johnson (416, 158)	2006-07

#### Most Rushing Attempts, Rookie, Season

272	Kareem Hunt	2017
234	Joe Delaney	1981
181	Clyde Edwards-Helaire	2020
174	Robert Holmes	1968
170	Isiah Pacheco	2022

#### Most Rushing Attempts, Game

39	Larry Johnson vs. Seattle	Oct. 29, 2006
38	Christian Okoye at Green Bay	Dec. 10, 1989
37	Christian Okoye vs. Seattle	Nov. 5, 1989
36	Larry Johnson at Houston	Nov. 20, 2005
35	Barry Word vs. L.A. Raiders	Dec. 22, 1991

## RUSHING YARDS

### Most Rushing Yards, Career

7,260	Jamaal Charles	2008-16
6,070	Priest Holmes	2001-07
6,015	Larry Johnson	2003-09
4,897	Christian Okoye	1987-92
4,451	Ed Podolak	1969-77

### Most Rushing Yards, Season (All 1,000+)

1,789	Larry Johnson	2006
1,750	Larry Johnson	2005
1,615	Priest Holmes	2002
1,555	Priest Holmes	2001
1,509	Jamaal Charles	2012
1,480	Christian Okoye	1989
1,467	Jamaal Charles	2010
1,420	Priest Holmes	2003
1,327	Kareem Hunt	2017
1,287	Jamaal Charles	2013
1,121	Joe Delaney	1981
1,120	Jamaal Charles	2009
1,087	Mike Garrett	1967
1,053	Tony Reed	1978
1,049	Abner Haynes	1962
1,033	Jamaal Charles	2014
1,031	Christian Okoye	1991
1,015	Barry Word	1990

### Most Rushing Yards, Consecutive Seasons

3,539	Larry Johnson (1,750, 1,789)	2005-06
3,170	Priest Holmes (1,555, 1,615)	2001-02
3,035	Priest Holmes (1,615, 1,420)	2002-03
2,796	Jamaal Charles (1,509, 1,287)	2012-13
2,348	Larry Johnson (1,789, 559)	2006-07

### Most Rushing Yards, Rookie, Season

1,327	Kareem Hunt	2017
1,121	Joe Delaney	1981
875	Abner Haynes	1960
866	Robert Holmes	1968
830	Isiah Pacheco	2022

### Most Rushing Yards, Game (All 200+)

259	Jamaal Charles at Denver	Jan. 3, 2010
233	Jamaal Charles at New Orleans	Sept. 23, 2012
226	Jamaal Charles vs. Indianapolis	Dec. 23, 2012
211	Larry Johnson at Houston	Nov. 20, 2005
201	Larry Johnson vs. Cincinnati	Jan. 1, 2006
200	Barry Word at Detroit	Oct. 14, 1990

### Most Rushing Yards, Rookie, Game (All 150+)

193	Joe Delaney vs. Houston	Nov. 15, 1981
172	Kareem Hunt at Los Angeles Chargers	Sept. 24, 2017
161	Mike Garrett at San Diego	Dec. 18, 1966
161	Clyde Edwards-Helaire at Buffalo	Oct. 19, 2020
158	Robert Holmes at Cincinnati	Nov. 10, 1968
157	Abner Haynes at N.Y. Titans	Nov. 24, 1960
155	Kareem Hunt vs. Los Angeles Chargers	Dec. 16, 2017
150	Kolby Smith vs. Oakland	Nov. 25, 2007

### Most Rushing Yards, Consecutive Games (All 300+)

361	J. Charles (102, 259)	Dec. 27, 2009 - Jan. 3, 2010
343	Larry Johnson (132, 211)	Nov. 13-20, 2005
332	L. Johnson (131, 201)	Dec. 24, 2005 - Jan. 1, 2006

# REGULAR INDIVIDUAL

330	Larry Johnson (211, 119)	Nov. 20-27, 2005
327	Larry Johnson (155, 172)	Oct. 29 - Nov. 5, 2006
321	Jamaal Charles (233, 88)	Sept. 23-30, 2012
319	Larry Johnson (121, 198)	Sept. 21-28, 2008
311	Larry Johnson (154, 157)	Nov. 19-23, 2006
310	Priest Holmes (197, 113)	Nov. 24 - Dec. 1, 2002
310	Larry Johnson (143, 167)	Dec. 11-17, 2005
301	Priest Holmes (104, 197)	Nov. 17-24, 2002

## Most Rushing Yards vs. One Opponent, Season

327	Kareem Hunt vs. Los Angeles Chargers (172, 155)	2017
315	Jamaal Charles vs. Denver (56, 259)	2009
289	Larry Johnson vs. Oakland (154, 135)	2006
283	Larry Johnson vs. Denver (126, 157)	2006
282	Christian Okoye vs. Seattle (156, 126)	1989

## Most Games, 100 or More Rushing Yards, Career

30	Larry Johnson	2003-09
24	Priest Holmes	2001-07
23	Jamaal Charles	2008-16
14	Christian Okoye	1987-92
13	Abner Haynes	1960-65

## Most Games, 100 or More Rushing Yards, Season

11	Larry Johnson	2006
10	Larry Johnson	2005
9	Priest Holmes	2002
8	Christian Okoye	1989
7	Priest Holmes	2001
7	Jamaal Charles	2012

## Most Games, 100 or More Rushing Yards, Rookie, Season

6	Kareem Hunt	2017
5	Joe Delaney	1981
3	Curtis McClinton	1962
2	Mike Garrett	1966
2	Robert Holmes	1968
2	Abner Haynes	1960
2	Woody Green	1974
2	Clyde Edwards-Helaire	2020

## Most Consecutive Games, 100 or More Rushing Yards

9	Larry Johnson	Nov. 6, 2005 - Jan. 1, 2006
5	Priest Holmes	Nov. 17 - Dec. 15, 2002
4	Larry Johnson	Nov. 19 - Dec. 10, 2006
4	Jamaal Charles	Dec. 13, 2009 - Jan. 3, 2010
3	Joe Delaney	Oct. 4 - Oct. 18, 1981
3	Christian Okoye	Sept. 24 - Oct. 8, 1989
3	Christian Okoye	Oct. 22 - Nov. 5, 1989
3	Larry Johnson	Dec. 5 - Dec. 19, 2004
3	Larry Johnson	Oct. 22 - Nov. 5, 2006
3	Jamaal Charles	Nov. 25 - Dec. 9, 2012
3	Kareem Hunt	Sept. 24 - Oct. 8, 2017

## Longest Run From Scrimmage

91(TD)	Jamaal Charles at New Orleans	Sept. 23, 2012
91(TD)	Damien Williams vs. Minnesota	Nov. 3, 2019
86(TD)	Jamaal Charles vs. Indianapolis	Dec. 23, 2012
84(TD)	Ted McKnight at Seattle	Sept. 30, 1979
84(TD)	Damien Williams vs. L.A. Chargers	Dec. 29, 2019
82(TD)	Joe Delaney vs. Denver	Oct. 18, 1981
82(TD)	Derrick Alexander vs. Pittsburgh	Dec. 12, 1999
80(TD)	Abner Haynes at N.Y. Jets	Nov. 29, 1964
80(TD)	Warren McVea vs. Cincinnati	Oct. 26, 1969
80	Jamaal Charles at St. Louis	Dec. 19, 2010
80(TD)	Jamaal Charles at Cleveland	Dec. 9, 2012

## Most Rushing Yards, QB, Career

1,732	Patrick Mahomes	2017-23
1,672	Alex Smith	2013-17
1,253	Len Dawson	1962-75
712	Steve Fuller	1979-82
692	Trent Green	2001-06

## Most Rushing Yards, QB, Season

498	Alex Smith	2015
431	Alex Smith	2013
386	Tyler Thigpen	2008
381	Patrick Mahomes	2021
358	Patrick Mahomes	2022

## Most 10+ Yard Rushes, Career

196	Jamaal Charles	2008-16
190	Priest Holmes	2001-07
137	Larry Johnson	2003-09
71	Marcus Allen	1993-97
63	Kimble Anders	1991-00

## Most 10+ Yard Rushes, Season

53	Priest Holmes	2002
52	Priest Holmes	2001
49	Larry Johnson	2006
47	Larry Johnson	2005
45	Jamaal Charles	2010

## Most 10+ Yard Rushes, Game

10	Priest Holmes at Oakland	Dec. 9, 2001
9	Priest Holmes at Seattle	Nov. 24, 2002
7	Larry Johnson at N.Y. Giants	Dec. 17, 2005
7	Jamaal Charles vs. Buffalo	Oct. 31, 2010

## Highest Rushing Average, Career (400 attempts)

5.45	Jamaal Charles (1,332-7,260)	2008-16
4.80	Abner Haynes (794-3,814)	1960-64
4.60	Priest Holmes (1,321-6,070)	2001-07
4.57	Kimble Anders (495-2,261)	1991-00
4.44	Ted McKnight (528-2,344)	1977-81

## Highest Rushing Average, Season (100 attempts)

6.38	Jamaal Charles (230-1,467)	2010
6.03	Ted McKnight (104-627)	1978
5.89	Jamaal Charles (190-1,120)	2009
5.61	Abner Haynes (156-875)	1960
5.49	Mack Lee Hill (105-576)	1964

## Highest Rushing Average, Game (10 attempts)

14.27	A. Haynes at N.Y. Titans (11-157)	Nov. 24, 1960
12.25	T. McKnight at Seattle (12-147)	Sept. 30, 1979
11.58	E. Podolak vs. Denver (12-139)	Dec. 6, 1970
11.45	J. Charles at St. Louis (11-126)	Dec. 19, 2010
11.29	A. Haynes vs. Oakland (14-158)	Nov. 26, 1961

## RUSHING TOUCHDOWNS

### Most Rushing Touchdowns, Career

76	Priest Holmes	2001-07
55	Larry Johnson	2003-09
44	Marcus Allen	1993-97
43	Jamaal Charles	2008-16
40	Christian Okoye	1987-92

### Most Rushing Touchdowns, Season

27	Priest Holmes	2003
21	Priest Holmes	2002
20	Larry Johnson	2005
17	Larry Johnson	2006
14	Priest Holmes	2004

### Most Rushing Touchdowns, Consecutive Seasons

48	Priest Holmes (21, 27)	2002-03
41	Priest Holmes (27, 14)	2003-04
37	Larry Johnson (20, 17)	2005-06
29	Priest Holmes (8, 21)	2001-02
29	Larry Johnson (9, 20)	2004-05

### Most Rushing Touchdowns, Game

4	Abner Haynes vs. Oakland	Nov. 26, 1961
4	Priest Holmes at Cleveland	Sept. 8, 2002
4	Priest Holmes vs. Atlanta	Oct. 24, 2004
4	Derrick Blaylock vs. Atlanta	Oct. 24, 2004
3	Jack Spikes vs. Houston	Oct. 1, 1961
3	Abner Haynes vs. Boston	Sept. 8, 1962
3	Bert Coan at Denver	Oct. 23, 1966
3	Ed Podolak at Detroit	Nov. 25, 1971
3	Ed Podolak vs. Cleveland	Dec. 12, 1976
3	Billy Jackson at Oakland	Oct. 25, 1981
3	Marcus Allen at Seattle	Dec. 5, 1993
3	Donnell Bennett at Philadelphia	Sept. 27, 1998
3	Bam Morris at San Diego	Nov. 22, 1998
3	Priest Holmes vs. Denver	Oct. 20, 2002
3	Priest Holmes vs. Pittsburgh	Sept. 14, 2003
3	Priest Holmes vs. Buffalo	Oct. 26, 2003
3	Priest Holmes vs. Detroit	Dec. 14, 2003
3	Priest Holmes at Minnesota	Dec. 20, 2003
3	Priest Holmes at Denver	Sept. 12, 2004
3	Priest Holmes vs. Indianapolis	Oct. 31, 2004
3	Larry Johnson at Dallas	Dec. 11, 2005
3	Larry Johnson vs. Cincinnati	Jan. 1, 2006
3	Larry Johnson vs. Seattle	Oct. 29, 2006
3	Larry Johnson vs. Jacksonville	Dec. 31, 2006
3	Jamaal Charles at Green Bay	Sept. 28, 2015

### Most Rushing Touchdowns, Consecutive Games

7	Priest Holmes	Oct. 24-31, 2004
6	Priest Holmes	Dec. 14-20, 2003
5	Priest Holmes, 5 times	Last: Dec. 20-28, 2003
5	Larry Johnson, 3 times	Last: Oct. 22-29, 2006

### Most Consecutive Games With Rushing Touchdown

11	Priest Holmes	Sept. 22 - Dec. 8, 2002
8	Priest Holmes	Nov. 23, 2003 - Sept. 19, 2004

# REGULAR INDIVIDUAL

8	Larry Johnson	Nov. 28, 2004 - Sept. 18, 2005
7	Larry Johnson	Nov. 20, 2005 - Jan. 1, 2006
7	Larry Johnson	Oct. 15 - Nov. 23, 2006

## Most Rushing Touchdowns, Rookie, Season

10	Billy Jackson	1981
9	Abner Haynes	1960
8	Kareem Hunt	2017
7	Robert Holmes	1968
6	Mike Garrett	1966

## Most Rushing Touchdowns, QB, Career

12	Patrick Mahomes	2017-23
10	Alex Smith	2013-17
9	Len Dawson	1962-75
7	Mike Livingston	1968-79
6	Pete Beathard	1964-73
6	Rich Gannon	1995-98

## Most Rushing Touchdowns, QB, Season

5	Steve Bono	1995
	Alex Smith	2016
4	Pete Beathard	1965
	Steve Fuller	1980
	Patrick Mahomes	2022
3	5 Players Tied; Last, Tyler Thigpen, 2008	

## PASSING

### PASSER RATING

#### Most Seasons Leading League in Passing

4	Len Dawson	1962, 1964, 1966, 1968
---	------------	------------------------

#### Highest Passer Rating Career (1,000 attempts)

105.0	Patrick Mahomes	2017-23
94.8	Alex Smith	2013-17
87.3	Trent Green	2001-06
83.2	Len Dawson	1962-75
81.8	Steve DeBerg	1988-91
80.6	Elvis Grbac	1997-00

#### Highest Passer Rating, Season (200 attempts)

113.8	Patrick Mahomes	2018
108.2	Patrick Mahomes	2020
105.3	Patrick Mahomes	2019
105.2	Patrick Mahomes	2022
104.7	Alex Smith	2017
101.9	Len Dawson	1966

#### Highest Passer Rating, Rookie, Season

112.3	Todd Blackledge	1983
76.4	Patrick Mahomes	2017
66.7	Hunter Enis	1960
55.8	Steve Fuller	1979

#### Highest Passer Rating, Game (20 attempts) (All 150.0+)

158.3	Trent Green vs. Detroit	Dec. 14, 2003
158.3	Alex Smith at Oakland	Dec. 15, 2013
156.6	Steve Bono at Seattle	Sept. 3, 1995
154.8	Patrick Mahomes at Pittsburgh	Sept. 16, 2018
154.3	Trent Green at Washington	Sept. 30, 2001

#### Most 100.0+ Passer Rating Games, Career

48	Patrick Mahomes	2017-23
30	Len Dawson	1962-75
29	Alex Smith	2013-17
27	Trent Green	2001-06
19	Steve DeBerg	1988-91
14	Bill Kenney	1980-88

#### Most 100.0+ Passer Rating Games, Season

13	Patrick Mahomes	2018
10	Steve DeBerg	1990
10	Patrick Mahomes	2022
9	Alex Smith	2017
9	Patrick Mahomes	2020
8	Patrick Mahomes	2021

### PASSES ATTEMPTED

#### Most Passes Attempted, Career

3,696	Len Dawson	1962-75
3,217	Patrick Mahomes	2017-23
2,777	Trent Green	2001-06
2,436	Alex Smith	2013-17

2,430	Bill Kenney	1979-88
1,751	Mike Livingston	1968-79

#### Most Passes Attempted, Season (All 500+)

658	Patrick Mahomes	2021
648	Patrick Mahomes	2022
603	Bill Kenney	1983
588	Patrick Mahomes	2020
580	Patrick Mahomes	2018
556	Trent Green	2004
547	Elvis Grbac	2000
523	Trent Green	2001
523	Trent Green	2003
520	Steve Bono	1995
508	Alex Smith	2013
507	Trent Green	2005
505	Alex Smith	2017

#### Most Passes Attempted, Consecutive Seasons

1,306	Patrick Mahomes (658, 648)	2021-22
1,246	Patrick Mahomes (588, 658)	2020-21
1,079	Trent Green (523, 556)	2003-04
1,072	Patrick Mahomes (484, 588)	2019-20
1,064	Patrick Mahomes (580, 484)	2018-19
1,063	Trent Green (556, 507)	2004-05

#### Most Passes Attempted, Rookie, Season

270	Steve Fuller	1979
54	Hunter Enis	1960
35	Patrick Mahomes	2017
34	Todd Blackledge	1983

#### Most Passes Attempted, Game (All 50+)

68	Patrick Mahomes vs. Tennessee	Nov. 6, 2022
55	Joe Montana at San Diego	Oct. 9, 1994
55	Steve Bono at Miami	Dec. 12, 1994
54	Joe Montana at Denver	Oct. 17, 1994
54	Steve Bono at San Diego	Sept. 29, 1996
54	Patrick Mahomes vs. Buffalo	Oct. 10, 2021
53	Elvis Grbac at Oakland	Nov. 5, 2000
53	Trent Green at San Diego	Jan. 2, 2005
53	Matt Cassel at Denver	Nov. 14, 2010
53	Patrick Mahomes vs. Baltimore	Dec. 9, 2018
52	Bill Kenney at Denver	Oct. 30, 1983
50	Bill Kenney vs. Buffalo	Nov. 30, 1986
50	Steve DeBerg at Cleveland	Nov. 24, 1991
50	Rich Gannon at Jacksonville	Nov. 9, 1997
50	Alex Smith at Pittsburgh	Oct. 2, 2016
50	Patrick Mahomes at Tennessee	Nov. 10, 2019
50	Patrick Mahomes at Las Vegas	Nov. 14, 2021

### PASSES COMPLETED

#### Most Passes Completed, Career

2,138	Patrick Mahomes	2017-23
2,115	Len Dawson	1962-75
1,720	Trent Green	2001-06
1,587	Alex Smith	2013-17
1,330	Bill Kenney	1979-88

#### Most Passes Completed, Season (All 300+)

436	Patrick Mahomes (658 att.)	2021
435	Patrick Mahomes (648 att.)	2022
390	Patrick Mahomes (588 att.)	2020
383	Patrick Mahomes (580 att.)	2018
369	Trent Green (556 att.)	2004
346	Bill Kenney (603 att.)	1983
341	Alex Smith (505 att.)	2017
330	Trent Green (523 att.)	2003
328	Alex Smith (461 att.)	2016
326	Elvis Grbac (547 att.)	2000
319	Patrick Mahomes (484 att.)	2019
317	Trent Green (507 att.)	2005
308	Alex Smith (508 att.)	2013
307	Alex Smith (470 att.)	2015
303	Alex Smith (464 att.)	2014

#### Most Passes Completed, Consecutive Seasons (All 600+)

871	Patrick Mahomes (436, 435)	2021-22
826	Patrick Mahomes (390, 436)	2020-21
709	Patrick Mahomes (319, 390)	2019-20
702	Patrick Mahomes (383, 319)	2018-19
699	Trent Green (330, 369)	2003-04
686	Trent Green (369, 317)	2004-05
686	Patrick Mahomes (383, 303)	2018-19
669	Alex Smith (328, 341)	2016-17
635	Alex Smith (307, 328)	2015-16
620	Elvis Grbac (294, 326)	1999-00
617	Trent Green (287, 330)	2002-03
611	Alex Smith (308, 303)	2013-14
610	Alex Smith (303, 307)	2014-15

# REGULAR INDIVIDUAL

## Most Passes Completed, Rookie, Season

146	Steve Fuller	1979
30	Hunter Enis	1960
22	Patrick Mahomes	2017
20	Todd Blackledge	1983

## Most Passes Completed, Game (All 30+)

43	Patrick Mahomes vs. Tennessee	Nov. 6, 2022
39	Elvis Grbac at Oakland	Nov. 5, 2000
37	Joe Montana at San Diego	Oct. 9, 1994
37	Patrick Mahomes at Tampa Bay	Nov. 29, 2020
36	Patrick Mahomes at Tennessee	Nov. 10, 2019
36	Patrick Mahomes at Houston	Dec. 18, 2022
35	Patrick Mahomes at Baltimore	Dec. 9, 2018
35	Patrick Mahomes at Las Vegas	Nov. 14, 2021
34	Joe Montana at Denver	Oct. 17, 1994
34	Trent Green at Denver	Dec. 7, 2003
34	Alex Smith vs. San Diego	Sept. 11, 2016
34	Patrick Mahomes at Las Vegas	Nov. 22, 2020
33	Steve Bono at Miami	Dec. 12, 1994
33	Trent Green at San Diego	Jan. 2, 2005
33	Matt Cassel at Denver	Nov. 14, 2010
33	Patrick Mahomes at L.A. Rams	Nov. 19, 2018
33	Patrick Mahomes vs. Buffalo	Oct. 10, 2021
32	Trent Green at Tampa Bay	Nov. 7, 2004
32	Trent Green vs. Oakland	Dec. 25, 2004
32	Patrick Mahomes at Washington	Oct. 17, 2021
31	Bill Kenney at San Diego	Dec. 11, 1983
31	Elvis Grbac vs. Carolina	Dec. 10, 2000
31	Trent Green at San Diego	Oct. 30, 2005
31	Alex Smith at Pittsburgh	Dec. 21, 2014
31	Alex Smith at Cincinnati	Oct. 4, 2015
31	Patrick Mahomes at Baltimore	Sept. 28, 2020
31	Patrick Mahomes vs. N.Y. Jets	Nov. 1, 2020
31	Patrick Mahomes at Los Angeles Chargers	Dec. 16, 2021
31	Patrick Mahomes at Minnesota	Oct. 8, 2023
30	Steve DeBerg vs. Cleveland	Nov. 24, 1991
30	Elvis Grbac vs. Seattle	Nov. 21, 1999
30	Alex Smith at Pittsburgh	Oct. 2, 2016
30	Patrick Mahomes at Oakland	Sept. 15, 2019
30	Patrick Mahomes vs. Carolina	Nov. 8, 2020
30	Patrick Mahomes at Arizona	Sept. 11, 2022
30	Patrick Mahomes vs. Denver	Oct. 12, 2023

## Most Consecutive Passes Completed

21	Patrick Mahomes at HOU (20), vs. SEA (1)	Dec. 18 - Dec. 24, 2022
15	Len Dawson at Houston	Sept. 9, 1967
15	Bill Kenney vs. SD (13), at WAS (2)	Sept. 12 - Sept. 18, 1983
15	Alex Smith at Oakland	Oct. 16, 2016
15	Alex Smith at Atlanta	Dec. 4, 2016
14	Trent Green vs. Indianapolis	Oct. 31, 2004

## Most Seasons Leading League

*8	Len Dawson	1962, '64-69, '75
*NFL RECORD		

## Most Consecutive Seasons Leading League

*6	Len Dawson	1964-69
*NFL RECORD		

## Highest Completion Percentage, Career (1,000 attempts)

66.46	Patrick Mahomes (3,217-2,138)	2017-23
65.15	Alex Smith (2,436-1,587)	2013-17
61.94	Trent Green (2,777-1,720)	2001-06
57.97	Steve DeBerg (1,616-934)	1988-91
57.94	Elvis Grbac (1,548-897)	1997-00

## Highest Completion Percentage, Season (100 attempts)

67.52	Alex Smith (505-341)	2017
67.13	Patrick Mahomes (648-435)	2022
67.08	Alex Smith (489-328)	2016
66.43	Len Dawson (140-93)	1975
66.37	Trent Green (556-369)	2004
66.33	Patrick Mahomes (588-390)	2020

## Highest Completion Percentage, Rookie, Season

62.86	Patrick Mahomes (35-22)	2017
58.82	Todd Blackledge (34-20)	1983
55.56	Hunter Enis (54-30)	1960
54.07	Steve Fuller (270-146)	1979

## Highest Completion Percentage, Game (20 attempts)

87.80	Patrick Mahomes at Houston (41-36)	Dec. 18, 2022
86.36	Alex Smith at Oakland (22-19)	Oct. 16, 2016
86.21	Alex Smith vs. St. Louis (29-25)	Oct. 26, 2014
85.00	Alex Smith at Oakland (20-17)	Dec. 15, 2013
84.00	Alex Smith at Baltimore (25-21)	Dec. 20, 2015
84.00	Alex Smith at Atlanta (25-21)	Dec. 4, 2016

## PASSING YARDS

## Most Passing Yards, Career (All 10,000+)

28,507	Len Dawson	1962-75
25,834	Patrick Mahomes	2017-23
21,459	Trent Green	2001-06
17,608	Alex Smith	2013-17
17,277	Bill Kenney	1979-88
11,873	Steve DeBerg	1988-91
11,295	Mike Livingston	1968-79
10,642	Elvis Grbac	1997-00

## Most Passing Yards, Season (All 4,000+)

5,250	Patrick Mahomes	2022
5,097	Patrick Mahomes	2018
4,839	Patrick Mahomes	2021
4,740	Patrick Mahomes	2020
4,591	Trent Green	2004
4,348	Bill Kenney	1983
4,169	Elvis Grbac	2000
4,042	Alex Smith	2017
4,039	Trent Green	2003
4,031	Patrick Mahomes	2019
4,014	Trent Green	2005

## Most Passing Yards, Consecutive Seasons

10,089	Patrick Mahomes (4,839, 5,250)	2021-22
9,579	Patrick Mahomes (4,740, 4,839)	2020-21
9,128	Patrick Mahomes (5,097, 4,031)	2018-19
8,771	Patrick Mahomes (4,031, 4,740)	2019-20
8,630	Trent Green (4,039, 4,591)	2003-04
8,605	Trent Green (4,591, 4,014)	2004-05

## Most Passing Yards, Rookie, Season

1,484	Steve Fuller	1979
357	Hunter Enis	1960
284	Patrick Mahomes	2017
259	Todd Blackledge	1983

## Most Passing Yards, Game (All 400+)

504	Elvis Grbac at Oakland	Nov. 5, 2000
478	Patrick Mahomes at L.A. Rams	Nov. 19, 2018
469	Matt Cassel at Denver	Nov. 14, 2010
462	Patrick Mahomes at Tampa Bay	Nov. 29, 2020
446	Patrick Mahomes at Tennessee	Nov. 10, 2019
446	Patrick Mahomes vs. Tennessee	Nov. 6, 2022
443	Patrick Mahomes at Oakland	Sept. 15, 2019
435	Len Dawson vs. Denver	Nov. 1, 1964
423	Patrick Mahomes at San Francisco	Oct. 23, 2022
416	Patrick Mahomes vs. N.Y. Jets	Nov. 1, 2020
411	Bill Kenney at San Diego	Dec. 11, 1983
410	Patrick Mahomes at Los Angeles Chargers	Dec. 16, 2021
406	Patrick Mahomes at Las Vegas	Nov. 14, 2021
400	Trent Green at Green Bay	Oct. 12, 2003

## Most Games, 300 Yards Passing, Career

43	Patrick Mahomes	2017-23
24	Trent Green	2001-06
15	Bill Kenney	1979-88
9	Len Dawson	1962-75
8	Alex Smith	2013-17
7	Elvis Grbac	1997-00
5	Steve DeBerg	1988-91

## Most Games, 300 Yards Passing, Season

10	Patrick Mahomes	2018
10	Patrick Mahomes	2022
9	Patrick Mahomes	2020
8	Trent Green	2004
7	Bill Kenney	1983
7	Patrick Mahomes	2019
5	Elvis Grbac	2000
5	Trent Green	2003
5	Alex Smith	2017
5	Patrick Mahomes	2021

## Most Consecutive Games, 300 Yards Passing, Season

8	Patrick Mahomes	2018
6	Patrick Mahomes	2020
6	Patrick Mahomes	2022
5	Patrick Mahomes	2019
4	Bill Kenney	1983
4	Trent Green	2004
3	Elvis Grbac	2000

## Long Pass Completion (All TDs)

*99	Trent Green vs. San Diego (to Marc Boerigter)	Dec. 22, 2002
93	Mike Livingston vs. Miami (to Otis Taylor for 79 yards, lateral to Robert Holmes for 14 yards)	Oct. 19, 1969
92	Len Dawson at Denver (to Tommy Brooker)	Nov. 18, 1962
92	Len Dawson at Oakland (to Gloster Richardson)	Nov. 3, 1968
90	Len Dawson vs. Houston (to Frank Pitts)	Nov. 17, 1968
90	Steve DeBerg vs. San Diego (to J.J. Birden)	Nov. 18, 1990

\*NFL RECORD

# REGULAR INDIVIDUAL

## Most 20+ Yard Passes, Career

344	Patrick Mahomes	2017-23
274	Trent Green	2001-06
215	Alex Smith	2013-17
133	Elvis Grbac	1997-00
122	Matt Cassel	2009-12

## Most 20+ Yard Passes, Season

75	Patrick Mahomes	2018
73	Patrick Mahomes	2022
67	Patrick Mahomes	2020
59	Trent Green	2004
58	Patrick Mahomes	2021
55	Elvis Grbac	2000
54	Trent Green	2003

## Most 20+ Yard Passes, Game

9	Matt Cassel at Denver	Nov. 14, 2010
9	Patrick Mahomes at L.A. Rams	Nov. 19, 2018
8	Patrick Mahomes at Oakland	Sept. 15, 2019
8	Patrick Mahomes at Miami	Dec. 13, 2020
7	Dave Krieg at L.A. Raiders	Dec. 6, 1992
7	Rich Gannon at San Diego	Nov. 22, 1998
7	Elvis Grbac at Oakland	Nov. 5, 2000
7	Trent Green at Arizona	Oct. 21, 2001
7	Trent Green vs. Indianapolis	Oct. 31, 2004
7	Alex Smith at New York Jets	Dec. 3, 2017
7	Patrick Mahomes at Cleveland	Nov. 4, 2018
7	Patrick Mahomes vs. Las Vegas	Oct. 11, 2020
7	Patrick Mahomes vs. Carolina	Nov. 8, 2020
7	Patrick Mahomes at Tampa Bay	Nov. 29, 2020
7	Patrick Mahomes at Los Angeles Chargers	Dec. 16, 2021
7	Patrick Mahomes at San Francisco	Oct. 23, 2022
6	22 times; Last P. Mahomes at Denver	Dec. 11, 2022

## Most Seasons Leading League

3	Len Dawson	1962, '66, '69
---	------------	----------------

## Highest Passing Average, Career (1,000 attempts)

8.03	Patrick Mahomes (3,217-25,834)	2017-23
7.73	Trent Green (2,777-21,459)	2001-06
7.71	Len Dawson (3,696-28,507)	1962-75
7.35	Steve DeBerg (1,616-11,873)	1988-91
7.23	Alex Smith (2,436-17,608)	2013-17

## Highest Passing Average, Season (Qualifiers: 224 attempts/16 G; 238 attempts/17 G)

9.42	Len Dawson (224-2,109)	1968
8.90	Len Dawson (310-2,759)	1962
8.90	Len Dawson (284-2,527)	1966
8.79	Patrick Mahomes (580-5,097)	2018

## Highest Passing Average, Game (20 attempts)

15.76	S. DeBerg at New England (21-331)	Dec. 2, 1990
14.35	A. Smith at Oakland (20-287)	Dec. 15, 2013
13.90	T. Green vs. Denver (21-292)	Dec. 16, 2001
12.82	L. Dawson vs. Denver (22-282)	Dec. 19, 1965

## Most Seasons Leading League

*4	Len Dawson	1962, '63, '65, '66
----	------------	---------------------

\*NFL RECORD

## TOUCHDOWN PASSES

### Most Touchdown Passes, Career

237	Len Dawson	1962-75
203	Patrick Mahomes	2017-23
118	Trent Green	2001-06
105	Bill Kenney	1979-88
102	Alex Smith	2013-17

### Most Touchdown Passes, Season

50	Patrick Mahomes	2018
41	Patrick Mahomes	2022
38	Patrick Mahomes	2020
37	Patrick Mahomes	2021
30	Len Dawson	1964

### Most Touchdown Passes, Consecutive Seasons

78	Patrick Mahomes (37, 41)	2021-22
76	Patrick Mahomes (50, 26)	2018-19
75	Patrick Mahomes (38, 37)	2020-21
64	Patrick Mahomes (26, 38)	2019-20
56	Len Dawson (26, 30)	1963-64
55	Len Dawson (29, 26)	1962-63

### Most Touchdown Passes, Rookie, Season

6	Steve Fuller	1979
---	--------------	------

3	Todd Blackledge	1983
1	Hunter Enis	1960

## Most Touchdown Passes, Game

6	Len Dawson vs. Denver	Nov. 1, 1964
6	Patrick Mahomes	2 times
	Last; at L.A. Rams	Nov. 19, 2018
5	Len Dawson	2 times
	Last; vs. Miami	Oct. 8, 1967
5	Elvis Grbac vs. San Diego	Sept. 17, 2000
5	Trent Green vs. Miami	Sept. 29, 2002
5	Alex Smith at Oakland	Dec. 15, 2013
5	Patrick Mahomes	4 times
	Last; at Arizona	Sept. 11, 2022
4	Len Dawson	6 times
	Last; at Baltimore	Sept. 28, 1970
4	Bill Kenney	4 times
	Last; at Chicago	Nov. 1, 1987
4	Trent Green at Cleveland	Dec. 3, 2006
4	Matt Cassel	2 times
	Last; at Indianapolis	Oct. 9, 2011
4	Alex Smith	2 times
	Last; at New York Jets	Dec. 3, 2017
4	Patrick Mahomes	10 times
	Last; vs. Jacksonville	Nov. 13, 2022

## Most Consecutive Games, Touchdown Passes

31	Patrick Mahomes	Oct. 6, 2019 - Oct. 17, 2021
28	Patrick Mahomes	Dec. 12, 2021 - Oct. 12, 2023
15	Elvis Grbac	Nov. 28, 1999 - Nov. 12, 2000
14	Len Dawson	Oct. 3, 1965 - Oct. 8, 1966
14	Patrick Mahomes	Oct. 14, 2018 - Sept. 22, 2019

## INTERCEPTIONS

### Most Consecutive Passes, None Intercepted

312	Alex Smith	2015
297	Alex Smith	2016-17
233	Steve DeBerg	1990
233	Patrick Mahomes	2021-22
219	Patrick Mahomes	2018-19
202	Rich Gannon	1997-98

### Most Passes Had Intercepted, Career

178	Len Dawson	1962-75
86	Bill Kenney	1979-88
85	Trent Green	2001-06
83	Mike Livingston	1968-79
54	Patrick Mahomes	2017-23

### Most Attempts, No Interceptions, Game (All 40+)

53	Matt Cassel at Denver	Nov. 14, 2010
50	Patrick Mahomes at Las Vegas	Nov. 14, 2021
49	Patrick Mahomes at Tampa Bay	Nov. 29, 2020
47	Trent Green at Denver	Dec. 7, 2003
47	Patrick Mahomes at L.A. Chargers	Sept. 20, 2020
47	Patrick Mahomes at New Orleans	Dec. 20, 2020
45	Patrick Mahomes at Denver	Oct. 1, 2018
45	Alex Smith at Cincinnati	Oct. 4, 2015
45	Bill Kenney at L.A. Raiders	Oct. 9, 1983
45	Steve DeBerg at Denver	Sept. 17, 1990
45	Trent Green at Green Bay	Oct. 12, 2003
45	Alex Smith at Denver	Nov. 17, 2013
45	Alex Smith at Pittsburgh	Dec. 21, 2014
45	Patrick Mahomes vs. Carolina	Nov. 8, 2020
44	Alex Smith at Denver	Nov. 27, 2016
44	Patrick Mahomes at Oakland	Sept. 15, 2019
44	Patrick Mahomes at Denver	Jan. 8, 2022
43	Bill Kenney at Houston	Oct. 23, 1983
43	Rich Gannon at Denver	Dec. 6, 1998
43	Trent Green at Denver	Dec. 15, 2002
43	Trent Green at San Diego	Oct. 30, 2005
43	Matt Cassel vs. Buffalo	Dec. 13, 2009
43	Patrick Mahomes vs. Las Vegas	Oct. 10, 2022
42	Trent Green vs. Cleveland	Nov. 9, 2003
42	Trent Green at Cincinnati	Nov. 16, 2003
42	Alex Smith at Denver	Sept. 14, 2014
42	Patrick Mahomes at Detroit	Sept. 29, 2019
42	Patrick Mahomes at Baltimore	Sept. 28, 2020
42	Patrick Mahomes vs. N.Y. Jets	Nov. 1, 2020
41	Todd Blackledge vs. Houston	Nov. 11, 1984
41	Steve Bono vs. San Diego	Oct. 9, 1995
41	Rich Gannon vs. Dallas	Dec. 13, 1998
41	Tyler Thigpen at San Diego	Nov. 9, 2008
41	Patrick Mahomes at Houston	Dec. 18, 2022
41	Patrick Mahomes at Denver	Oct. 8, 2023
40	Steve Bono vs. New England	Oct. 15, 1995
40	Elvis Grbac vs. San Diego	Oct. 16, 1997
40	Elvis Grbac vs. Oakland	Oct. 15, 2000
40	Patrick Mahomes at Seattle	Dec. 23, 2018
40	Patrick Mahomes vs. Denver	Dec. 6, 2020



# REGULAR INDIVIDUAL

## Most Passes Had Intercepted, Season

24	Trent Green	2001
23	Cotton Davidson	1961
19	Len Dawson	1963
19	Bill Kenney	1983
17	Len Dawson	1962, '67
17	Trent Green	2004

## Most Passes Had Intercepted, Rookie, Season

14	Steve Fuller	1979
2	Hunter Enis	1960
2	Brodie Croyle	2006
1	Tyler Thigpen	2007
1	Patrick Mahomes	2017
0	Todd Blackledge	1983

## Most Interceptions, Game

6	Todd Blackledge vs. L.A. Rams	Oct. 20, 1985
5	Cotton Davidson at Houston	Oct. 16, 1960
5	Len Dawson vs. Oakland	Nov. 23, 1969
5	Mike Livingston vs. Pittsburgh	Oct. 13, 1974
5	Bill Kenney vs. San Diego	Sept. 20, 1981
5	Steve DeBerg at San Diego	Sept. 24, 1989

## Lowest Percentage, Passes Had Intercepted, Career (1,000 att)

1.35	Alex Smith (2,436-33)	2013-17
1.68	Patrick Mahomes (3,217-54)	2017-23
2.96	Matt Cassel (1,489-44)	2009-12
3.04	Elvis Grbac (1,548-47)	1997-00
3.09	Steve DeBerg (1,616-50)	1988-91
3.54	Bill Kenney (2,430-85)	1979-88

## Lowest Percentage, Passes Had Intercepted, Season (300 att)

0.90	Steve DeBerg (444-4)	1990
0.99	Alex Smith (505-5)	2017
1.02	Patrick Mahomes (588-6)	2020
1.03	Patrick Mahomes (484-5)	2019
1.29	Alex Smith (464-6)	2014
1.38	Alex Smith (508-7)	2013

## SACKS

### Times Sacked (All 100+)

195.0	Bill Kenney	1979-88
192.0	Alex Smith	2013-17
173.0	Trent Green	2001-06
133.0	Mike Livingston	1968-79
125.0	Patrick Mahomes	2017-23
120.0	Steve Fuller	1979-82
109.0	Matt Cassel	2009-12

### Times Sacked, Season

49.0	Steve Fuller	1980
48.0	Dave Krieg	1992
45.0	Alex Smith	2014
45.0	Alex Smith	2015
42.0	Matt Cassel	2009
41.0	Bill Kenney	1983
39.0	Trent Green	2001
39.0	Alex Smith	2013

### Times Sacked, Game

10.0	Steve Fuller vs. Baltimore	Nov. 2, 1980
8.0	Steve Fuller at Pittsburgh	Dec. 5, 1982

# PASS RECEIVING

## RECEPTIONS

### Most Seasons Leading League

1	MacArthur Lane (66 recs.)	1976
1	Tony Gonzalez (102 recs.)	2004

### Most Pass Receptions, Career (All 400+)

916	Tony Gonzalez	1997-08
850	Travis Kelce	2013-23
532	Dwayne Bowe	2007-14
479	Tyreek Hill	2016-21
416	Henry Marshall	1976-87
410	Otis Taylor	1965-75

### Most Seasons, 50 or More Pass Receptions

11	Tony Gonzalez	1998-08
9	Travis Kelce	2014-22
6	Dwayne Bowe	2007-08, 2010-13
6	Tyreek Hill	2016-21
5	Kimble Anders	1994-98

5	Eddie Kennison	2002-06
4	Chris Burford	1961, '63-64, '66
4	Otis Taylor	1966-67, '71-72
3	Carlos Carson	1983-84, '87
3	Stephone Paige	1986, '88, '90
3	Derrick Alexander	1998-00
3	Priest Holmes	2001-03

### Most Pass Receptions, Season (All 80+)

111	Tyreek Hill	2021
110	Travis Kelce	2022
105	Travis Kelce	2020
103	Travis Kelce	2018
102	Tony Gonzalez	2004
99	Tony Gonzalez	2007
97	Travis Kelce	2019
96	Tony Gonzalez	2008
93	Tony Gonzalez	2000
92	Travis Kelce	2021
87	Jeremy Maclin	2015
87	Tyreek Hill	2018
87	Tyreek Hill	2020
86	Dwayne Bowe	2008
85	Travis Kelce	2016
83	Travis Kelce	2017
81	Dwayne Bowe	2011
80	Carlos Carson	1983

### Most Pass Receptions, Consecutive Seasons

202	Travis Kelce (97, 105)	2019-20
202	Travis Kelce (92, 110)	2021-22
200	Travis Kelce (103, 97)	2018-19
198	Tyreek Hill (87, 111)	2020-21
197	Travis Kelce (105, 92)	2020-21

### Most Pass Receptions, Game (All 10+)

14	Tony Gonzalez at San Diego	Jan. 2, 2005
13	Dwayne Bowe at Denver	Nov. 14, 2010
13	Dwayne Bowe at Seattle	Nov. 28, 2010
13	Tyreek Hill at Tampa Bay	Nov. 29, 2020
12	Ed Podolak vs. Denver	Oct. 7, 1973
12	Travis Kelce at Oakland	Dec. 2, 2018
12	Tyreek Hill vs. New York Giants	Nov. 1, 2021
12	Tyreek Hill at Los Angeles Chargers	Dec. 16, 2021
11	Chris Burford at Buffalo	Sept. 22, 1963
11	Emile Harry at Cleveland	Nov. 24, 1991
11	Kimble Anders vs. N.Y. Giants	Sept. 10, 1995
11	Tony Gonzalez at New England	Dec. 4, 2000
11	Dante Hall at Denver	Dec. 7, 2003
11	Tony Gonzalez vs. Oakland	Dec. 25, 2004
11	Jeremy Maclin at Cincinnati	Oct. 4, 2015
11	Travis Kelce vs. Denver	Dec. 25, 2016
11	Tyreek Hill at Tennessee	Nov. 10, 2019
11	Travis Kelce vs. Denver	Dec. 15, 2019
11	Tyreek Hill at Las Vegas	Nov. 22, 2020
11	Tyreek Hill vs. Cleveland	Sept. 12, 2021
11	Tyreek Hill at Philadelphia	Oct. 3, 2021
10	Chris Burford at Boston	Oct. 12, 1962
10	Chris Burford vs. Buffalo	Oct. 13, 1963
10	Frank Jackson at N.Y. Jets	Nov. 29, 1964
10	Chris Burford at Boston	Sept. 25, 1966
10	Otis Taylor vs. Cincinnati	Oct. 15, 1972
10	Ed Podolak at Houston	Sept. 29, 1974
10	Stephone Paige at Denver	Sept. 17, 1990
10	J.J. Birden at Miami	Dec. 12, 1994
10	Kimble Anders vs. Denver	Nov. 16, 1998
10	Tony Gonzalez at Denver	Sept. 24, 2000
10	Tony Gonzalez vs. Carolina	Dec. 10, 2000
10	Tony Gonzalez vs. Cincinnati	Sept. 10, 2006
10	Tony Gonzalez vs. Green Bay	Nov. 4, 2007
10	Tony Gonzalez vs. San Diego	Dec. 2, 2007
10	Tony Gonzalez at Detroit	Dec. 23, 2007
10	Tony Gonzalez at San Diego	Nov. 9, 2008
10	Tony Gonzalez vs. Buffalo	Nov. 23, 2008
10	Dwayne Bowe at Cincinnati	Dec. 28, 2008
10	Tyreek Hill at Carolina	Nov. 13, 2016
10	Albert Wilson at Denver	Dec. 31, 2017
10	Tyreek Hill at Los Angeles Rams	Nov. 19, 2018
10	Travis Kelce at Los Angeles Rams	Nov. 19, 2018
10	Travis Kelce vs. Carolina	Nov. 8, 2020
10	Travis Kelce at Los Angeles Chargers	Dec. 16, 2021
10	Travis Kelce vs. Tennessee	Nov. 6, 2022
10	Juju Smith-Schuster vs. Tennessee	Nov. 6, 2022
10	Travis Kelce at Houston	Dec. 18, 2022
10	Juju Smith-Schuster at Houston	Dec. 18, 2022
10	Travis Kelce at Minnesota	Oct. 8, 2023

### Most Pass Receptions, Half

11	T. Gonzalez (2nd) at San Diego	Jan. 2, 2005
10	E. Harry (2nd) at Cleveland	Nov. 24, 1991
9	C. Burford (2nd) vs. Buffalo	Oct. 13, 1963
9	K. Anders (2nd) vs. N.Y. Giants	Sept. 10, 1995
9	T. Gonzalez (1st) vs. Oakland	Dec. 25, 2004

### Most Consecutive Games, Pass Receptions

# REGULAR INDIVIDUAL

148	Travis Kelce	Sept. 7, 2014 - Oct. 1, 2023
131	Tony Gonzalez	Dec. 4, 2000 - Dec. 28, 2008
83	Stephone Paige	Nov. 17, 1985 - Sept. 29, 1991
55	Eddie Kennison	Dec. 9, 2001 - Oct. 2, 2005
48	Priest Holmes	Sept. 9, 2001 - Sept. 19, 2004

## Most Receptions, Running Back, Career

369	Kimble Anders	1991-00
288	Ed Podolak	1969-77
285	Jamaal Charles	2008-16
251	Priest Holmes	2001-07
197	Abner Haynes	1960-64

## Most Receptions, Running Back, Season

74	Priest Holmes	2003
70	Priest Holmes	2002
70	Jamaal Charles	2013
67	Kimble Anders	1994
66	MacArthur Lane	1976

## Most Receptions, Tight End, Career

916	Tony Gonzalez	1997-08
850	Travis Kelce	2013-23
198	Fred Arbanas	1962-70
163	Walter White	1975-79
135	Jonathan Hayes	1985-93
111	Keith Cash	1992-96

## Most Pass Receptions, Tight End, Season

110	Travis Kelce	2022
105	Travis Kelce	2020
103	Travis Kelce	2018
102	Tony Gonzalez	2004
99	Tony Gonzalez	2007

## Most Pass Receptions, Rookie, Season

70	Dwayne Bowe	2007
61	Tyreek Hill	2016
55	Abner Haynes (RB)	1960
53	Kareem Hunt (RB)	2017
48	Sylvester Morris	2000

## RECEIVING YARDS

### Most Receiving Yards, Career (All 6,000+)

10,940	Tony Gonzalez	1997-08
10,690	Travis Kelce	2013-23
7,306	Otis Taylor	1965-75
7,155	Dwayne Bowe	2007-14
6,630	Tyreek Hill	2016-21
6,545	Henry Marshall	1976-87
6,360	Carlos Carson	1980-89
6,341	Stephone Paige	1983-91

### Most Seasons, 1,000 or More Receiving Yards

7	Travis Kelce	2016-22
4	Tony Gonzalez	2000, 2004, 2007-08
4	Tyreek Hill	2017-18, 2020-21
3	Carlos Carson	1983-84, '87
3	Dwayne Bowe	2008, 2010-11
2	Otis Taylor	1966, '71
2	Eddie Kennison	2004-05
1	Stephone Paige	1990
1	Andre Rison	1997
1	Derrick Alexander	2000
1	Jeremy Maclin	2015

### Most Receiving Yards, Season (All 1,000+)

1,479	Tyreek Hill	2018
1,416	Travis Kelce	2020
1,391	Derrick Alexander	2000
1,351	Carlos Carson	1983
1,338	Travis Kelce	2022
1,336	Travis Kelce	2018
1,297	Otis Taylor	1966
1,276	Tyreek Hill	2020
1,258	Tony Gonzalez	2004
1,239	Tyreek Hill	2021
1,229	Travis Kelce	2019
1,203	Tony Gonzalez	2000
1,183	Tyreek Hill	2017
1,172	Tony Gonzalez	2007
1,162	Dwayne Bowe	2010
1,159	Dwayne Bowe	2011
1,125	Travis Kelce	2016
1,125	Travis Kelce	2021
1,110	Otis Taylor	1971

1,102	Eddie Kennison	2005
1,092	Andre Rison	1997
1,086	Eddie Kennison	2004
1,078	Carlos Carson	1984
1,058	Tony Gonzalez	2008
1,044	Carlos Carson	1987
1,038	Travis Kelce	2017
1,034	Jeremy Maclin	2015
1,022	Dwayne Bowe	2008
1,021	Stephone Paige	1990

### Most Receiving Yards, Consecutive Seasons

2,662	Tyreek Hill (1,183, 1,479)	2017-18
2,645	Travis Kelce (1,229, 1,416)	2019-20
2,565	Travis Kelce (1,336, 1,229)	2018-19
2,541	Travis Kelce (1,416, 1,125)	2020-21
2,515	Tyreek Hill (1,276, 1,239)	2020-21

### Most Receiving Yards, Game (All 200+)

309	Stephone Paige vs. San Diego (8 Receptions)	Dec. 22, 1985
269	Tyreek Hill at Tampa Bay (13 Receptions)	Nov. 29, 2020
215	Tyreek Hill at L.A. Rams (10 Receptions)	Nov. 19, 2018
213	Curtis McClinton vs. Denver (5 Receptions)	Dec. 19, 1965
210	Larry Brunson vs. San Diego (9 Receptions)	Nov. 10, 1974
206	Stephone Paige at Denver (10 Receptions)	Sept. 17, 1990

### Most Games, 100 or More Receiving Yards, Career

36	Travis Kelce	2013-23
26	Tony Gonzalez	1997-08
20	Otis Taylor	1965-75
18	Carlos Carson	1980-88
18	Tyreek Hill	2016-21
17	Eddie Kennison	2001-07

### Most Games, 100 or More Receiving Yards, Season

6	Otis Taylor	1966
6	Carlos Carson	1983
6	Derrick Alexander	2000
6	Tony Gonzalez	2000
6	Tony Gonzalez	2004
6	Travis Kelce	2016
6	Tyreek Hill	2018
6	Travis Kelce	2020
6	Travis Kelce	2022
5	Eddie Kennison	2004
5	Eddie Kennison	2005
5	Tony Gonzalez	2007
5	Dwayne Bowe	2010
5	Travis Kelce	2018

### Most Consecutive Games, 100 or More Receiving Yards, Season

4	Tony Gonzalez	2000
4	Travis Kelce	2016
3	Frank Jackson	1964
3	Otis Taylor	1966
3	Willie Davis	1992
3	Dwayne Bowe	2010
3	Travis Kelce	2020
3	Tyreek Hill	2020

### Longest Pass Receptions (All TDs)

*99	Marc Boerigter vs. San Diego (from Trent Green)	Dec. 22, 2002
92	Tommy Brooker at Denver (from Len Dawson)	Nov. 18, 1962
92	Gloster Richardson at Oakland (from Len Dawson)	Nov. 3, 1968
90	Frank Pitts vs. Boston (from Len Dawson)	Nov. 17, 1968
90	J.J. Birden vs. San Diego (from Steve DeBerg)	Nov. 18, 1990
89	Otis Taylor vs. Miami (from Len Dawson)	Nov. 13, 1966
89	Demarcus Robinson vs. Oakland (from Patrick Mahomes)	Dec. 30, 2018
86	Stephone Paige vs. New England (from Steve DeBerg)	Dec. 2, 1990
86	Derrick Alexander at Chicago (from Elvis Grbac)â€	Sept. 12, 1999

\*NFL RECORD

### Most Receiving Yards, Running Back, Career

2,829	Kimble Anders	1991-00
2,739	Abner Haynes	1960-65
2,457	Jamaal Charles	2008-16
2,456	Ed Podolak	1969-77
2,377	Priest Holmes	2001-07

### Most Receiving Yards, Running Back, Season

693	Jamaal Charles	2013
690	Priest Holmes	2003
672	Priest Holmes	2002
614	Priest Holmes	2001
590	Curtis McClinton	1965

### Most Receiving Yards, Running Back, Game

213	Curtis McClinton vs. Denver	Dec. 19, 1965
-----	-----------------------------	---------------

# REGULAR INDIVIDUAL

195	Jamaal Charles at Oakland	Dec. 15, 2013
149	Abner Haynes vs. San Diego	Oct. 20, 1963
130	Johnny Robinson vs. Buffalo	Dec. 18, 1960
129	Spencer Ware vs. San Diego	Sept. 11, 2016
127	Abner Haynes at N.Y. Titans	Dec. 3, 1961

## Most Games, 100 or More Receiving Yards, RB, Career

5	Abner Haynes	1960-65
5	Priest Holmes	2001-07
3	Johnny Robinson	1960-71
3	Paul Palmer	1987-88
2	Curtis McClinton	1962-69
2	Larry Johnson	2003-09
2	Jamaal Charles	2008-16

## Most Games, 100 or More Receiving Yards, RB, Season

3	Paul Palmer	1988
2	Johnny Robinson	1960
2	Abner Haynes	1964
2	Priest Holmes	2001

## Most Receiving Yards, Tight End, Career (All 1,000+)

10,940	Tony Gonzalez	1997-08
10,690	Travis Kelce	2013-23
3,101	Fred Arbanas	1962-70
2,396	Walter White	1975-79
1,541	Jonathan Hayes	1985-93
1,046	Keith Cash	1992-96
1,009	Tony Moeaki	2010-12

## Most Receiving Yards, Tight End, Season

1,416	Travis Kelce	2020
1,338	Travis Kelce	2022
1,336	Travis Kelce	2018
1,258	Tony Gonzalez	2004
1,229	Travis Kelce	2019
1,203	Tony Gonzalez	2000

## Most Receiving Yards, Tight End, Game

191	Travis Kelce at Los Angeles Chargers	Dec. 16, 2021
168	Travis Kelce at Oakland	Dec. 2, 2018
160	Travis Kelce vs. Denver	Dec. 25, 2016
159	Travis Kelce vs. Carolina	Nov. 8, 2020
147	Tony Gonzalez at New England	Dec. 4, 2000

## Most Receiving Yards, Rookie, Season

995	Dwayne Bowe	2007
789	Chris Burford	1960
678	Sylvester Morris	2000
611	Johnny Robinson (RB)	1960
593	Tyreek Hill	2016
576	Abner Haynes (RB)	1960

## Highest Receiving Average, Career (200 receptions)

18.12	Carlos Carson (351-6,360)	1980-89
17.82	Otis Taylor (410-7,306)	1965-75
17.30	Derrick Alexander (213-3,685)	1998-01
16.82	Stephone Paige (377-6,341)	1983-91
16.29	Eddie Kennison (321-5,230)	2001-07

## Highest Receiving Average, Season (24 receptions)

22.36	Otis Taylor (58-1,297)	1966
21.93	Stephone Paige (43-943)	1985
21.83	Frank Pitts (30-655)	1968

## Highest Receiving Average, Game (3 receptions)

42.60	C. McClinton vs. Denver (5-213)	Dec. 19, 1965
40.00	J. Robinson vs. N.Y. Titans (3-120)	Oct. 2, 1960
39.67	Otis Taylor at Denver (3-119)	Dec. 14, 1968

## Most 20+ Yard Receptions, Career

146	Travis Kelce	2013-23
130	Tony Gonzalez	1997-08
101	Dwayne Bowe	2007-14
99	Tyreek Hill	2016-21
81	Eddie Kennison	2001-07

## Most 20+ Yard Receptions, Season

27	Tyreek Hill	2018
24	Derrick Alexander	2000
23	Travis Kelce	2020
20	Derrick Alexander	1998
19	Tony Gonzalez	2004
19	Dwayne Bowe	2010
19	Dwayne Bowe	2011
19	Travis Kelce	2017
19	Tyreek Hill	2020
19	Travis Kelce	2022

## Most 20+ Yard Receptions, Game

6	Tyreek Hill at Tampa Bay	Nov. 29, 2020
5	Derrick Alexander at San Diego	Nov. 22, 1998

5	Tyreek Hill at Los Angeles Chargers	Sept. 9, 2018
5	Tyreek Hill at Los Angeles Rams	Nov. 19, 2018
4	Derrick Alexander vs. St. Louis	Oct. 22, 2000
4	Eddie Kennison vs. Jacksonville	Dec. 31, 2006
4	Dwayne Bowe at Denver	Nov. 14, 2010
4	Travis Kelce at Oakland	Dec. 2, 2018
4	Sammy Watkins at Jacksonville	Sept. 8, 2019
4	Demarcus Robinson at Oakland	Sept. 15, 2019
4	Tyreek Hill vs. Cleveland	Sept. 12, 2021
3	49 times; Last, Travis Kelce vs. Seattle	Dec. 24, 2022

## RECEIVING TOUCHDOWNS

### Most Receiving Touchdowns, Career

76	Tony Gonzalez	1997-08
72	Travis Kelce	2013-23
57	Otis Taylor	1965-75
56	Tyreek Hill	2016-21
55	Chris Burford	1960-67

### Most Receiving Touchdowns, Season

15	Dwayne Bowe	2010
15	Tyreek Hill	2020
12	Chris Burford	1962
12	Tyreek Hill	2018
12	Travis Kelce	2022
11	Otis Taylor	1967
11	Stephone Paige	1986
11	Tony Gonzalez	1999
11	Travis Kelce	2020

### Most Receiving Touchdowns, Consecutive Seasons

24	Tyreek Hill (15, 9)	2020-21
22	Tyreek Hill (7, 15)	2019-20
21	Chris Burford (12, 9)	1962-63
21	Stephone Paige (10, 11)	1985-86
21	Travis Kelce (9, 12)	2021-22
20	Tony Gonzalez (11, 9)	1999-00
20	Dwayne Bowe (15, 5)	2010-11
20	Travis Kelce (11, 9)	2020-21

### Most Receiving Touchdowns, Rookie, Season

6	Fred Arbanas	1962
6	Stephone Paige	1983
6	Tyreek Hill	2016
6	Mecole Hardman	2019
5	Chris Burford	1960
5	Otis Taylor	1965
5	Bill Jones	1990
5	Tim Barnett	1991
5	Dwayne Bowe	2007

### Most Receiving Touchdowns, Game

4	Frank Jackson at San Diego	Dec. 13, 1964
4	Jamaal Charles at Oakland	Dec. 15, 2013
4	Travis Kelce vs. Las Vegas	Oct. 10, 2022
3	Chris Burford at Oakland	Sept. 23, 1962
3	Chris Burford at Boston	Sept. 25, 1966
3	Otis Taylor at Denver	Dec. 17, 1967
3	Otis Taylor at N.Y. Jets	Nov. 16, 1969
3	Sylvester Morris vs. San Diego	Sept. 17, 2000
3	Tony Gonzalez vs. Miami	Sept. 29, 2002
3	Dwayne Bowe at Seattle	Nov. 28, 2010
3	Tyreek Hill at New England	Oct. 14, 2018
3	Sammy Watkins at Jacksonville	Sept. 8, 2019
3	Tyreek Hill at Tampa Bay	Nov. 29, 2020
3	Tyreek Hill at Philadelphia	Oct. 3, 2021
3	Travis Kelce at Los Angeles Chargers	Nov. 20, 2022

### Most Consecutive Games, Touchdown Receptions

7	Dwayne Bowe	Oct. 17, 2010 - Nov. 28, 2010
6	Travis Kelce	Dec. 6, 2020 - Sept. 19, 2021
6	Jerick McKinnon	Dec. 4, 2022 - Jan. 7, 2023
5	Chris Burford	Sept. 8, 1962 - Oct. 12, 1962
5	Otis Taylor	Oct. 23, 1966 - Nov. 20, 1966
5	Tyreek Hill	Oct. 25, 2020 - Nov. 29, 2020
4	Johnny Robinson	Nov. 12, 1961 - Dec. 10, 1961
4	Chris Burford	Oct. 28, 1962 - Nov. 18, 1962
4	Fred Arbanas	Nov. 11, 1962 - Dec. 2, 1962
4	Chris Burford	Oct. 31, 1965 - Nov. 21, 1965
4	Otis Taylor	Nov. 28, 1965 - Sept. 11, 1966
4	Curtis McClinton	Sept. 11, 1966 - Oct. 2, 1966
4	Willie Frazier	Sept. 17, 1972 - Oct. 8, 1972

# REGULAR INDIVIDUAL

4	Otis Taylor	Sept. 25, 1972 - Oct. 15, 1972
4	Stephone Paige	Nov. 23, 1986 - Dec. 14, 1986
4	Tony Gonzalez	Nov. 28, 1999 - Dec. 18, 1999
4	Tony Gonzalez	Sept. 24, 2000 - Oct. 22, 2000
4	Tony Gonzalez	Dec. 7, 2008 - Dec. 28, 2008
4	Jeremy Maclin	Dec. 20, 2015 - Sept. 11, 2016
4	Kareem Hunt	Oct. 14, 2018 - Nov. 4, 2018
4	Tyreek Hill	Sept. 10, 2020 - Oct. 5, 2020
4	Travis Kelce	Dec. 16, 2021 - Sept. 11, 2022

## Highest TD Catch Percentage, Season (20 recs.)

40.0	Marc Boerigter (20 recs., 8 TDs)	2002
33.3	Chris Burford (45 recs., 12 TDs)	1962
27.3	Gloster Richardson (22 recs., 6 TDs)	1968
25.0	Fred Arbanas (20 recs., 5 TDs)	1967
23.5	Fred Arbanas (34 recs., 8 TDs)	1964
23.1	Mecole Hardman (25 recs., 6 TDs)	2019

## Most Touchdown Receptions, QB-Pass Catcher Combinations

49	Patrick Mahomes - Travis Kelce	2017-23
46	Len Dawson - Otis Taylor	1965-75
43	Len Dawson - Chris Burford	1962-67
41	Patrick Mahomes - Tyreek Hill	2017-21
34	Trent Green - Tony Gonzalez	2001-06

## TOTAL YARDS FROM SCRIMMAGE

### ATTEMPTS

#### Most Attempts From Scrimmage, Career

1,617	Jamaal Charles (1,332 rush, 285 rec.)	2008-16
1,572	Priest Holmes (1,321 rush, 251 rec.)	2001-07
1,526	Larry Johnson (1,375 rush, 151 rec.)	2003-09
1,445	Ed Podolak (1,157 rush, 288 rec.)	1969-77
1,288	Christian Okoye (1,246 rush, 42 rec.)	1987-92
1,073	Marcus Allen (932 rush, 141 rec.)	1993-97

#### Most Attempts From Scrimmage, Season

457	Larry Johnson (416 rush, 41 rec.)	2006
394	Priest Holmes (320 rush, 74 rec.)	2003
389	Priest Holmes (327 rush, 62 rec.)	2001
383	Priest Holmes (313 rush, 70 rec.)	2002
372	Christian Okoye (370 rush, 2 rec.)	1989

#### Most Attempts From Scrimmage, Game

41	L. Johnson vs. Seattle (39 rush, 2 rec.)	Oct. 29, 2006
39	J. Charles at New Orleans (33 rush, 6 rec.)	Sept. 23, 2012
38	C. Okoye at Green Bay (38 rush, 0 rec.)	Dec. 10, 1989
38	L. Johnson vs. JAX (33 rush, 5 rec.)	Dec. 31, 2006
37	C. Okoye vs. Seattle (37 rush, 0 rec.)	Nov. 5, 1989
37	L. Johnson at Houston (36 rush, 1 rec.)	Nov. 20, 2005

### YARDS

#### Most Yards From Scrimmage, Career

10,954	Tony Gonzalez (14 rush, 10,940 rec.)	1997-08
10,704	Travis Kelce (14 rush, 10,690 rec.)	2013-23
9,717	Jamaal Charles (7,260 rush, 2,457 rec.)	2008-16
8,447	Priest Holmes (6,070 rush, 2,377 rec.)	2001-07
7,467	Otis Taylor (161 rush, 7,306 rec.)	1965-75
7,384	Larry Johnson (6,015 rush, 1,369 rec.)	2003-09

#### Most Yards From Scrimmage, Season

2,287	Priest Holmes (1,615 rush, 672 rec.)	2002
2,199	Larry Johnson (1,789 rush, 410 rec.)	2006
2,169	Priest Holmes (1,555 rush, 614 rec.)	2001
2,110	Priest Holmes (1,420 rush, 690 rec.)	2003
2,093	Larry Johnson (1,750 rush, 343 rec.)	2005

#### Most Yards From Scrimmage, Game

309	Stephone Paige vs. San Diego (0 rush, 309 rec.)	Dec. 22, 1985
307	Priest Holmes at Seattle (197 rush, 110 rec.)	Nov. 24, 2002
288	Jamaal Charles at New Orleans (233 rush, 55 rec.)	Sept. 23, 2012
277	Priest Holmes at Oakland (168 rush, 109 rec.)	Dec. 9, 2001
269	Tyreek Hill at Tampa Bay (0 rush, 269 rec.)	Nov. 29, 2020
262	Jamaal Charles at Denver (259 rush, 3 rec.)	Jan. 3, 2009

#### Yards Per Touch Average, RB, Career (350 touches)

6.60	Abner Haynes (993-6,553)	1960-64
------	--------------------------	---------

6.57	Jamaal Charles (1,668-10,963)	2008-16
5.89	Kimble Anders (864-5,890)	1991-00
5.53	Curtis McClinton (916-5,069)	1962-69
5.48	Tony Reed (651-3,566)	1977-80

#### Yards Per Touch Average, RB, Season (200 touches)

7.0	Jamaal Charles (275-1,935)	2010
6.9	Abner Haynes (211-1,451)	1960
6.6	Abner Haynes (213-1,399)	1961
6.2	Abner Haynes (260-1,622)	1962
6.2	Jamaal Charles (230-1,417)	2009

## COMBINED YARDAGE

### ATTEMPTS

#### Most Combined Attempts, Career (All 1,000+)

1,668	Jamaal Charles	2008-16
1,572	Priest Holmes	2001-07
1,569	Ed Podolak	1969-77
1,526	Larry Johnson	2003-09
1,289	Christian Okoye	1987-92
1,114	Abner Haynes	1960-65

#### Most Combined Attempts, Season (All 300+)

457	Larry Johnson	2006
394	Priest Holmes	2003
389	Priest Holmes	2001
383	Priest Holmes	2002
372	Christian Okoye	1989
329	Jamaal Charles	2013
325	Kareem Hunt	2017
320	Jamaal Charles	2012

#### Most Combined Attempts, Game

41	Larry Johnson vs. Seattle	Oct. 29, 2006
39	Jamaal Charles at New Orleans	Sept. 23, 2012
38	Christian Okoye at Green Bay	Dec. 10, 1989
38	Larry Johnson vs. Jacksonville	Dec. 31, 2006
37	Christian Okoye vs. Seattle	Nov. 5, 1989
37	L. Johnson at Houston	Nov. 20, 2005
36	Abner Haynes at Denver	Oct. 30, 1960
36	Derrick Blaylock at New Orleans	Nov. 14, 2004
36	L. Johnson vs. New England	Nov. 27, 2005
36	L. Johnson vs. San Diego	Dec. 24, 2005

### YARDS

#### Most Combined Yards, Career (All 7,500+)

12,356	Dante Hall	2000-06
10,963	Tony Gonzalez	1997-08
10,963	Jamaal Charles	2008-16
10,704	Travis Kelce	2013-23
8,447	Abner Haynes	1960-65
8,447	Priest Holmes	2001-07
8,343	Ed Podolak	1969-77
7,677	Carlos Carson	1980-89

#### Most Combined Yards, Season

2,446	Dante Hall	2003
2,342	Jamaal Charles	2009
2,287	Priest Holmes	2002
2,236	Dante Hall	2004
2,283	Dante Hall	2005

#### Most Combined Yards, Game

309	Stephone Paige vs. San Diego	Dec. 22, 1985
307	Priest Holmes at Seattle	Nov. 24, 2002
296	Dante Hall at Denver	Dec. 7, 2003
290	Noland Smith at San Diego	Oct. 15, 1967
288	Jamaal Charles at New Orleans	Sept. 23, 2012

## PUNTING

### PUNTS

#### Most Seasons Leading League

*4	Jerrel Wilson	1965, '68, '72-73
1	Bob Grupp	1979
1	Jim Arnold	1984
*NFL RECORD		

#### Most Punts, Career

1,124	Dustin Colquitt	2005-19
1,018	Jerrel Wilson	1963-77
421	Louie Aguiar	1994-98

# REGULAR INDIVIDUAL

284	Jim Arnold	1983-85
272	Bryan Barker	1990-93

## Most Punts, Season

101	Daniel Pope	1999
99	Lewis Colbert	1986
98	Jim Arnold	1984
96	Dustin Colquitt	2009
95	Dustin Colquitt	2007

## Most Punts, Game

11	Bob Grupp vs. Baltimore	Sept. 2, 1979
11	Jim Arnold at San Francisco	Nov. 17, 1985
11	Kelly Goodburn vs. Cleveland	Nov. 19, 1989
11	Louie Aguiar vs. San Diego	Nov. 13, 1994
11	Dustin Colquitt at Chicago	Dec. 4, 2011
10	Jerrel Wilson at N.Y. Jets	Sept. 18, 1965
10	Jerrel Wilson vs. Denver	Oct. 6, 1974
10	Kelly Goodburn at N.Y. Jets	Oct. 2, 1988
10	Todd Sauerbrun at San Diego	Nov. 26, 2000
10	Dustin Colquitt at N.Y. Jets	Dec. 30, 2007
10	Dustin Colquitt at Jacksonville	Sept. 8, 2013

## Longest Punt (All 70+)

81	Dustin Colquitt vs. San Diego	Dec. 2, 2007
77	Dustin Colquitt at Denver	Dec. 31, 2017
76	Dan Stryzinski vs. Oakland	Sept. 9, 2001
76	Tommy Townsend at Denver	Dec. 11, 2022
74	Bob Grupp vs. San Diego	Nov. 4, 1979
74	Tommy Townsend vs. Los Angeles Chargers	Sept. 15, 2022
73	Dustin Colquitt vs. Oakland	Sept. 14, 2008
72	Jerrel Wilson at San Diego	Sept. 29, 1963
72	Dustin Colquitt at Oakland	Dec. 23, 2006
72	Dustin Colquitt at St. Louis	Dec. 19, 2010
71	Dustin Colquitt at Oakland	Dec. 16, 2012
70	Jerrel Wilson at Denver	Oct. 11, 1964
70	Jerrel Wilson vs. Buffalo	Oct. 18, 1964
70	Jerrel Wilson vs. Houston	Nov. 28, 1968
70	Dustin Colquitt at Jacksonville	Nov. 8, 2009

## PUNTING DISTANCE

### Most Punting Yards, Career

50,393	Dustin Colquitt	2005-19
44,218	Jerrel Wilson	1963-77
17,930	Louie Aguiar	1994-98
11,934	Jim Arnold	1983-85
11,267	Bryan Barker	1990-93

### Most Punting Yards, Season

4,397	Jim Arnold	1984
4,361	Dustin Colquitt	2009
4,322	Dustin Colquitt	2007
4,218	Daniel Pope	1999
4,084	Dustin Colquitt	2011

### Highest Punting Average, Career (200 punts)

44.83	Dustin Colquitt (1,124-50,393)	2005-19
43.44	Jerrel Wilson (1,018-44,218)	1963-77
42.59	Louie Aguiar (421-17,930)	1994-98
42.02	Jim Arnold (284-11,934)	1983-85

### Highest Punting Average, Season (50 punts)

50.42	Tommy Townsend (53-2,672)	2022
46.83	Dustin Colquitt (83-3,887)	2012
46.03	Dustin Colquitt (87-4,005)	2013
45.89	Dustin Colquitt (89-4,084)	2011
45.70	Dustin Colquitt (65-2,971)	2015

### Highest Punting Average, Game (4 punts)

60.75	Tommy Townsend vs. New England (4-243)	Oct. 5, 2020
57.20	Dustin Colquitt vs. San Diego (5-286)	Oct. 31, 2011
56.83	Tommy Townsend vs. Green Bay (6-341)	Nov. 7, 2021
56.40	Jerrel Wilson vs. Boston (5-282)	Oct. 11, 1970
55.60	Louie Aguiar at Arizona (5-278)	Oct. 1, 1995

### Highest Net Punting Average, Career (200 Punts)

39.74	Dustin Colquitt	2005-19
35.48	Louie Aguiar	1994-98
35.42	Jerrel Wilson	1963-77
35.13	Bob Grupp	1979-81
34.82	Bryan Barker	1990-93

### Highest Net Punting Average, Season (50 Punts)

45.58	Tommy Townsend	2022
41.11	Dustin Colquitt	2017
40.84	Dustin Colquitt	2015
40.78	Dustin Colquitt	2009
40.78	Dustin Colquitt	2012

### Highest Net Punting Average, Game (4 Punts)

54.33	Tommy Townsend vs. Green Bay	Nov. 7, 2021
-------	------------------------------	--------------

52.50	Dustin Colquitt vs. Denver	Sept. 15, 2015
52.20	Dustin Colquitt at L.A. Chargers	Sept. 9, 2018
52.00	Dustin Colquitt at Indianapolis	Oct. 10, 2010
51.86	Dustin Colquitt at Oakland	Dec. 16, 2012

## PUNTS BLOCKED

### Most Consecutive Punts, None Blocked

458	Dustin Colquitt	2013-19
377	Louie Aguiar	1994-98
256	Jerrel Wilson	1968-71
233	Jim Arnold	1983-85

### Punts Had Blocked, Career

12	Jerrel Wilson	1963-77
5	Dustin Colquitt	2005-19
2	Bob Grupp	1979-81
2	Jim Arnold	1983-85
2	Bryan Barker	1990-93
2	Daniel Pope	1999

### Punts Had Blocked, Season

2	Jerrel Wilson	1974
2	Jim Arnold	1985
2	Daniel Pope	1999

### Punts Had Blocked, Game

2	Jim Arnold vs. Denver	Oct. 27, 1985
---	-----------------------	---------------

## INSIDE THE 20

### Most Punts Inside the 20, Career

462	Dustin Colquitt	2005-19
117	Louie Aguiar	1994-98
70	Tommy Townsend	2020-23
62	Bryan Barker	1990-93
58	Jim Arnold	1983-85

### Most Punts Inside the 20, Season

45	Dustin Colquitt	2012
41	Dustin Colquitt	2009
38	Dustin Colquitt	2016
37	Dustin Colquitt	2015
35	Dustin Colquitt	2013

## PUNT RETURNS

### Most Punt Returns, Career

220	J.T. Smith	1979-84
188	Dante Hall	2000-06
181	Tamarick Vanover	1995-99
105	Javier Arenas	2010-12
86	Ed Podolak	1969-77
86	Tyreek Hill	2016-21

### Most Punt Returns, Season

58	J.T. Smith	1979
58	Dexter McCluster	2013
51	Tamarick Vanover	1995
51	Tamarick Vanover	1999
50	J.T. Smith	1981

### Most Punt Returns, Game

8	Ed Podolak vs. San Diego	Nov. 10, 1974
8	De'Anthony Thomas vs. Oakland	Dec. 14, 2014
7	J.T. Smith vs. Baltimore	Sept. 2, 1979
7	J.T. Smith vs. N.Y. Giants	Oct. 21, 1979
7	Tamarick Vanover vs. Detroit	Sept. 26, 1999
7	Tamarick Vanover at Denver	Dec. 5, 1999
7	Eddie Drummond at Oakland	Oct. 21, 2007
7	Dexter McCluster at Jacksonville	Sept. 8, 2013
7	Dexter McCluster at Washington	Dec. 8, 2013

### Most Seasons Leading League

2	J.T. Smith	1979-80
---	------------	---------

## PUNT RETURN YARDS

### Most Punt Return Yards, Career

2,322	J.T. Smith	1979-84
1,930	Tamarick Vanover	1995-99
1,882	Dante Hall	2000-06
1,029	Javier Arenas	2010-12
1,009	Tyreek Hill	2016-21
959	Dexter McCluster	2010-13

### Most Punt Return Yards, Season

686	Dexter McCluster	2013
640	Tamarick Vanover	1999

# REGULAR INDIVIDUAL

612	J.T. Smith	1979
592	Tyreek Hill	2016
581	J.T. Smith	1980

## Most Punt Return Yards, Game

177	Dexter McCluster at Washington	Dec. 8, 2013
156	De'Anthony Thomas vs. Oakland	Dec. 14, 2014
141	J.T. Smith vs. Oakland	Sept. 23, 1979
130	Tamarick Vanover vs. New Orleans	Dec. 21, 1997
128	Dante Hall vs. Arizona	Dec. 1, 2002

## Longest Punt Return (All TDs)

95	Tyreek Hill at San Diego	Jan. 1, 2017
94	Dexter McCluster vs. San Diego	Sept. 13, 2010
93	Dante Hall vs. Denver	Oct. 5, 2003
91	Tyreek Hill at L.A. Chargers	Sept. 9, 2018
90	Dante Hall vs. Arizona	Dec. 1, 2002
89	Dexter McCluster vs. N.Y. Giants	Sept. 29, 2013

## Most Seasons Leading League

1	Abner Haynes	1960
1	Noland Smith	1968
1	Ed Podolak	1970
1	J.T. Smith	1980
1	Dante Hall	2003
1	Tyreek Hill	2016

## Highest Punt Return Average, Career (50 returns)

12.14	Dexter McCluster (79-959)	2010-13
11.73	Tyreek Hill (86-1,009)	2016-21
11.11	Noland Smith (53-589)	1967-69
10.87	Abner Haynes (54-587)	1960-64
10.66	Tamarick Vanover (181-1,930)	1995-99
10.60	J.T. Smith (216-2,289)	1978-84

## Highest Punt Return Average, Season (12 returns)

16.28	Dante Hall (29-472)	2003
15.54	Dexter McCluster (13-202)	2010
15.36	Abner Haynes (14-215)	1960
15.18	Tyreek Hill (39-592)	2016
15.00	Noland Smith (18-270)	1968

## Highest Punt Return Average, Game (3 returns)

35.00	D. Hall vs. Denver (3-105)	Oct. 5, 2003
33.33	D. McCluster vs. San Diego (3-100)	Sept. 13, 2010
28.67	M. Garrett at Buffalo (3-86)	Sept. 11, 1966
28.67	N. Smith vs. N.Y. Jets (3-86)	Sept. 15, 1968
28.25	D. McCluster vs. N.Y. Giants (4-113)	Sept. 29, 2013

## PUNT RETURN TOUCHDOWNS

### Most Punt Return Touchdowns, Career

5	Dante Hall	2000-06
4	J.T. Smith	1979-84
4	Tamarick Vanover	1995-99
4	Tyreek Hill	2016-21

### Most Punt Return Touchdowns, Season

2	J.T. Smith	1979
2	J.T. Smith	1980
2	Dale Carter	1992
2	Tamarick Vanover	1999
2	Dante Hall	2002
2	Dante Hall	2003
2	Dexter McCluster	2013
2	Tyreek Hill	2016

### Most Punt Return Touchdowns, Game

1	29 times, Last; Mecole Hardman at Miami	Dec. 13, 2020
---	---	---------------

## KICKOFF RETURNS

### Most Kickoff Returns, Career

360	Dante Hall	2000-06
212	Tamarick Vanover	1995-99
84	Dave Grayson	1961-64
72	Knile Davis	2013-16
68	Noland Smith	1967-69

### Most Kickoff Returns, Season

68	Dante Hall	2004
65	Dante Hall	2005
57	Dante Hall	2002
57	Dante Hall	2003
53	Dante Hall	2006

### Most Kickoff Returns, Game

9	Noland Smith vs. Oakland	Nov. 23, 1967
9	Paul Palmer at Seattle	Sept. 20, 1987

## KICKOFF RETURN YARDS

### Most Kickoff Return Yards, Career

8,644	Dante Hall	2000-06
5,099	Tamarick Vanover	1995-99
2,231	Dave Grayson	1961-64
1,942	Knile Davis	2013-16
1,822	Noland Smith	1967-69
1,326	Abner Haynes	1960-64

### Most Kickoff Return Yards, Season

1,718	Dante Hall	2004
1,560	Dante Hall	2005
1,478	Dante Hall	2003
1,354	Dante Hall	2002
1,308	Tamarick Vanover	1997

### Most Kickoff Return Yards, Game (All 200+)

251	Jon Vaughn at Miami	Dec. 12, 1994
244	Noland Smith at San Diego	Oct. 15, 1967
234	Dante Hall vs. Philadelphia	Oct. 2, 2005
233	Dante Hall vs. San Diego	Nov. 28, 2004
221	Paul Palmer at Seattle	Sept. 20, 1987
206	Noland Smith vs. Oakland	Nov. 23, 1967

### Longest Kickoff Return (All TDs)

108	Knile Davis vs. Denver	Dec. 1, 2013
106	Noland Smith at Denver	Dec. 17, 1967
104	Mecole Hardman vs. L.A. Chargers	Dec. 29, 2019
102	Byron Pringle at Denver	Oct. 25, 2020
100	Dante Hall vs. Pittsburgh	Sept. 14, 2003
99	Dave Grayson at Denver	Sept. 7, 1963
99	Tamarick Vanover at Seattle	Sept. 3, 1995
99	Knile Davis vs. St. Louis	Oct. 26, 2014
97	Boyce Green at Pittsburgh	Dec. 21, 1986
97	Tamarick Vanover at Denver	Oct. 27, 1996
97	Dante Hall at Baltimore	Sept. 28, 2003
97	Dante Hall vs. Denver	Dec. 19, 2004
97	Jamaal Charles vs. Pittsburgh	Nov. 22, 2009

### Most Seasons Leading League

1	Dave Grayson	1961
---	--------------	------

### Highest Kickoff Return Average, Career (50 returns)

26.97	Knile Davis (72-1,942)	2013-16
26.79	Noland Smith (68-1,822)	1967-69
26.56	Dave Grayson (84-2,231)	1961-64
25.17	Abner Haynes (52-1,309)	1960-64
24.43	Jamaal Charles (51-1,246)	2008-16
24.05	Tamarick Vanover (212-5,099)	1995-99

### Highest Kickoff Return Average, Season (15 returns)

30.06	Quintin Demps (33-992)	2013
28.31	Dave Grayson (16-453)	1961
28.30	Larry Marshall (23-651)	1972
29.71	Dave Grayson (18-535)	1962

### Highest Kickoff Return Average, Game (3 returns)

48.67	Dante Hall vs. Pittsburgh (3-146)	Sept. 14, 2003
45.00	Tremont Smith at New England (4-180)	Oct. 14, 2018
44.67	Dante Hall vs. St. Louis (3-134)	Dec. 8, 2002
44.33	Paul Palmer vs. Seattle (3-133)	Dec. 27, 1987
40.67	Noland Smith at San Diego (6-244)	Oct. 15, 1967
40.33	L. Williams vs. Cincinnati (3-121)	Nov. 21, 1976
40.33	Dante Hall at Baltimore (3-121)	Sept. 28, 2003

## KICKOFF RETURN TOUCHDOWNS

### Most Kickoff Return Touchdowns, Career

6	Dante Hall	2000-06
4	Tamarick Vanover	1995-99
2	Paul Palmer	1987-88
2	Knile Davis	2013-16

### Most Kickoff Return Touchdowns, Season

2	Paul Palmer	1987
2	Tamarick Vanover	1995
2	Dante Hall	2003
2	Dante Hall	2004

### Most Kickoff Return Touchdowns, Game

1	25 times Last; Byron Pringle vs. Denver	Oct. 25, 2020
---	--	---------------

## FUMBLES

### Most Opponents Fumbles Forced, Career

45	Derrick Thomas	1989-99
33	Tamba Hali	2006-17

# REGULAR INDIVIDUAL

29	Neil Smith	1988-96
23	Derrick Johnson	2005-17
14	Justin Houston	2011-18
13	Kevin Ross	1984-93, '97
13	Jared Allen	2004-07

## Most Opponents Fumbles Forced, Season

8	Derrick Thomas	1992
7	Jared Allen	2005
7	Dee Ford	2018
6	Derrick Thomas	1990
6	Derrick Thomas	1994
6	Tamba Hali	2006

## Most Fumbles Forced, Rookie, Season

6	Tamba Hali	2006
4	Kevin Ross	1984
4	Tim Cofield	1986

## INTERCEPTIONS

### Most Seasons, Leading League

2	Johnny Robinson	1966, '70
2	Emmitt Thomas	1969, '74

### Most Interceptions By, Career

58	Emmitt Thomas	1966-78
57	Johnny Robinson	1960-71
50	Deron Cherry	1981-91
39	Gary Barbaro	1976-82
38	Albert Lewis	1983-93

### Most Interceptions By, Season

12	Emmitt Thomas	1974
10	Johnny Robinson	1966
10	Bobby Hunt	1966
10	Johnny Robinson	1970
10	Gary Barbaro	1980
9	Emmitt Thomas	1969
9	Deron Cherry	1986

### Most Interceptions By, Rookie, Season

8	Marcus Peters	2015
8	Bobby Hunt	1962
7	Dale Carter	1992
6	Kevin Ross	1984
4	Bobby Ply	1962
4	Emmitt Thomas	1967
4	Lloyd Burruss	1981
4	Albert Lewis	1983
4	Eric Berry	2010
3	14 players; Last L. Sneed (2020)	

### Most Interceptions By, Game

*4	Bobby Ply vs. San Diego	Dec. 16, 1962
4	Bobby Hunt vs. Houston	Oct. 4, 1964
4	Deron Cherry vs. Seattle	Sept. 29, 1985
3	Bobby Ply vs. Denver	Dec. 9, 1962
3	Johnny Robinson at Baltimore	Sept. 28, 1970
3	Albert Lewis vs. Atlanta	Dec. 8, 1985
3	Lloyd Burruss vs. San Diego	Oct. 19, 1986
3	Albert Lewis vs. Atlanta	Sept. 1, 1991
3	Greg Wesley vs. Miami	Sept. 29, 2002
3	Greg Wesley vs. New England	Nov. 27, 2005
	*NFL RECORD	

### Most Consecutive Games, Passes Intercepted By

6	Eric Harris	1980
---	-------------	------

## INTERCEPTION RETURN YARDS

### Most Interception Return Yards, Career

938	Emmitt Thomas (58 INTs)	1966-78
771	Gary Barbaro (39 INTs)	1975-82
741	Johnny Robinson (57 INTs)	1960-71
688	Deron Cherry (50 INTs)	1981-91
674	Bobby Hunt (37 INTs)	1962-67

### Most Interception Return Yards, Season

280	Marcus Peters (8 INTs)	2015
274	Mark McMillian (8 INTs)	1997
228	Bobby Hunt (6 INTs)	1963
214	Emmitt Thomas (12 INTs)	1974
193	Lloyd Burruss (5 INTs)	1986
175	Derrick Johnson (3 INTs)	2009

### Most Interception Return Yards Gained, Game

121	Lloyd Burruss vs. San Diego (3 INTs)	Oct. 19, 1986
118	Brandon Flowers at N.Y. Jets (2 INTs)	Oct. 26, 2008
108	Bobby Ply vs. San Diego (4 INTs)	Dec. 16, 1962
105	Derrick Johnson vs. Denver (2 INTs)	Jan. 3, 2010
102	Gary Barbaro vs. Seattle (1 INT)	Dec. 11, 1977

### Longest Interception Return

102	Gary Barbaro vs. Seattle	Dec. 11, 1977
100	Tim Collier at Oakland	Dec. 18, 1977
100	Sean Smith at Buffalo	Nov. 3, 2013
99	Dave Grayson vs. N.Y. Titans	Dec. 17, 1961
99	Kevin Ross at San Diego	Sept. 6, 1992
99	Jaylen Watson vs. Los Angeles Chargers	Sept. 15, 2022

## INTERCEPTION RETURN TOUCHDOWNS

### Most Interception Return Touchdowns, Career

6	Bobby Bell	1963-74
5	Emmitt Thomas	1966-78
5	Jim Kearney	1967-75
5	Eric Berry	2010-17
4	Lloyd Burruss	1981-91
4	Derrick Johnson	2005-17
4	Daniel Sorensen	2014-21

### Most Interception Return Touchdowns, Season

*4	Jim Kearney	1972
3	Lloyd Burruss	1986
3	Mark McMillian	1997
2	Sherrill Headrick	1961
2	Emmitt Thomas	1974
2	Charles Mincy	1992
2	Jerome Woods	1993
2	Derrick Johnson	2009
2	Eric Berry	2013
2	Marcus Peters	2015
2	Eric Berry	2016
	*NFL RECORD	

### Most Interception Return Touchdowns, Game

*2	Jim Kearney at Denver	Oct. 1, 1972
2	Lloyd Burruss vs. San Diego	Oct. 19, 1986
2	Derrick Johnson at Denver	Jan. 3, 2010
	*NFL RECORD	

## SACKS

### Most Sacks, Career (All 50.0+)

126.5	Derrick Thomas	1989-99
89.5	Tamba Hali	2006-17
85.5	Neil Smith	1988-96
78.5	Justin Houston	2011-18
73.0	Art Still	1978-87 (Pre-1982)
70.5	Chris Jones	2016-23
51.0	Mike Bell	1979-85, '87-91

### Most Sacks, Season

22.0	Justin Houston	2014
20.0	Derrick Thomas	1990
15.5	Jared Allen	2007
15.5	Chris Jones	2018
15.5	Chris Jones	2022
15.0	Neil Smith	1993

### Most Sacks, Consecutive Seasons

33.5	Derrick Thomas (20.0, 13.5)	1990-91
33.0	Justin Houston (11.0, 22.0)	2013-14
30.0	Derrick Thomas (10.0, 20.0)	1989-90
29.5	Neil Smith (14.5, 15.0)	1992-93
29.5	Justin Houston (22.0, 7.5)	2014-15
28.0	Derrick Thomas (13.5, 14.5)	1991-92
26.5	Neil Smith (15.0, 11.5)	1993-94
26.5	Tamba Hali (14.5, 12.0)	2010-11

### Most Sacks, Rookie, Season

10.0	Derrick Thomas	1989
9.0	Jared Allen	2004
8.0	Tamba Hali	2006
6.5	Art Still	1978
6.0	George Karlaftis	2022

### Most Sacks, Game

*7.0	Derrick Thomas vs. Seattle	Nov. 11, 1990
6.0	Derrick Thomas vs. Oakland	Sept. 6, 1998
4.5	Justin Houston at Philadelphia	Sept. 19, 2013
4.0	Wilbur Young at San Diego	Oct. 19, 1975
4.0	Art Still at Oakland	Oct. 5, 1980
4.0	Derrick Thomas vs. Buffalo	Oct. 7, 1991
4.0	Derrick Thomas vs. San Diego	Nov. 8, 1992
4.0	Neil Smith vs. L.A. Raiders	Oct. 3, 1993
4.0	Justin Houston vs. San Diego	Dec. 28, 2014

# REGULAR INDIVIDUAL

## \*NFL RECORD

### Most Sack Yards, Career

699.0	Derrick Thomas	1989-99
591.5	Tamba Hali	2006-17
506.5	Neil Smith	1988-96
488.5	Chris Jones	2016-23
452.0	Justin Houston	2011-18

### Most Sack Yards, Season

127.0	Neil Smith	1993
122.0	Chris Jones	2018
114.5	Neil Smith	1992
113.0	Derrick Thomas	1992
111.0	Jared Allen	2007

### Most Sack Yards, Game

36.0	Derrick Thomas vs. San Diego	Nov. 8, 1992
36.0	Derrick Thomas vs. Oakland	Sept. 6, 1998
35.0	Neil Smith vs. Los Angeles	Oct. 3, 1993
34.0	Vonnie Holliday vs. San Diego	Sept. 7, 2003
33.0	Darren Mickell vs. Denver	Dec. 17, 1995

## TACKLES

### Most Tackles, Career

1,262	Derrick Johnson	2005-17
999	Gary Spani	1978-86
992	Art Still	1978-87
927	Deron Cherry	1981-91
876	Donnie Edwards	1996-01, 2007-08
827	Kevin Ross	1984-93, '97

### Most Tackles, Season

180	Nick Bolton	2022
179	Derrick Johnson	2011
162	Mike Maslowski	2002
157	Gary Spani	1979
153	Gary Spani	1981

### Most Tackles, Rookie, Season

144	Gary Spani	1978
140	Dino Hackett	1986
126	Eric Berry	2010
120	Art Still	1978
112	Nick Bolton	2021
101	Greg Wesley	2000

### Most Tackles, Consecutive Seasons

326	Derrick Johnson (147, 179)	2010-11
306	Gary Spani (157, 149)	1979-80
304	Derrick Johnson (179, 125)	2011-12
302	Gary Spani (149, 153)	1980-81
301	Gary Spani (144, 157)	1978-79

## SPECIAL TEAM TACKLES

### Most Special Teams Tackles, Career

148	Gary Stills	1999-05
147	Greg Manusky	1994-99
97	Danan Hughes	1993-98
96	Tony Richardson	1995-05
94	Louis Cooper	1985-90

### Most Special Teams Tackles, Season

34	Gary Stills	2002
29	Gary Stills	2003
29	Rich Scanlon	2005
28	Ken Jolly	1984
27	Albert Lewis	1983
27	Todd McNair	1990
27	Bennie Thompson	1992
27	Greg Manusky	1999

### Most Special Teams Tackles, Consecutive Seasons

63	Gary Stills	2002-03
54	Gary Stills	2003-04
52	Gary Stills	2001-02
51	Greg Manusky	1996-97
50	Greg Manusky	1998-99
50	Gary Stills	2004-05

## BLOCKED KICKS

### Most Opponents Punts Blocked, Career

10	Albert Lewis	1983-93
3	Bernard Pollard	2006-08
2	Ed Beckman	1977-84
2	Gary Green	1977-83
2	Sherrill Headrick	1960-67
2	Bernard Pollard	2006
1	D.J. Alexander	2015

### Most Opponents Punts Blocked, Season

4	Albert Lewis	1990
3	Albert Lewis	1986
2	Sherrill Headrick	1963
2	Bernard Pollard	2006

### Most Opponents Punts Blocked, Game

2	Sherrill Headrick vs. Denver	Dec. 8, 1963
---	------------------------------	--------------

### Longest Return of Blocked Field Goal

78 (TD)	Lloyd Burruss at Pittsburgh	Dec. 21, 1986
65 (TD)	Kevin Ross at Cincinnati	Dec. 6, 1987



# REGULAR TEAM

## GAMES WON

### Most Consecutive Games Won

11	2015-16
10	2019-20, 2020
9	2003, 2013, 2017-18
8	2021
7	1968-69, 1969, 1995, 1997-98, 2016-17
6	1968, 1997
5	1961-62, 1966-67, 1971, 1984-85, 2014, 2016, 2018-19, 2022 (2), 2023

### Most Consecutive Games Won, Single Season

10	2015, 2020
9	2003, 2013
8	2021
7	1969, 1995
6	1968, 1997, 2019
5	1968, 1971, 2014, 2016, 2017, 2018, 2022 (2), 2023

### Most Consecutive Games Won, Start of Season

9	2003, 2013
5	2017, 2018
4	1996, 2018, 2019, 2020
3	1962, 1966, 1994, 1995, 2010

### Most Consecutive Games Won, End of Season

10	2015
6	1997, 2019
5	1968, 2022
4	2017, 2018
3	1960, 1963, 1966, 1967, 1971, 1972, 1984, 1986

### Most Consecutive Home Games Won

13	2002-03
11	1994-96, 1997-98
10	1968-69, 2015-16
9	1970-71, 2017-18

### Most Consecutive Road Games Won

11	2019-20
9	1966-67, 2016-17
6	1967-68, 2022-23
5	1968-69, 1971-72

## GAMES LOST

### Most Consecutive Games Lost

12	2007-08
9	1987, 2008-09
8	1975-76, 2012
7	1985, 2008

### Most Consecutive Games Lost, Start of Season

5	1977, 2009
4	1976, 1980
3	1975, 2004, 2008, 2011

### Most Consecutive Games Lost, End of Season

9	2007
6	1977
4	1975, 2008, 2012

### Most Consecutive Home Games Lost

10	2008-09
8	1974-75
7	1975-76, 2011-12
6	1977-78, 2007-08

### Most Consecutive Road Games Lost

9	2007-08
8	1978-79, 1985-86
6	1988, 2008-09, 2012

496	2022
484	2003
483	2004
480	2021
473	2020
467	2002
451	2019
448	1966
430	2013
415	2017
408	1967
405	2015
403	2005

### Highest Scoring Average, Season

35.3	2018 (565 in 16 games)
32.0	1966 (448 in 14 games)
30.3	2003 (484 in 16 games)
30.2	2004 (483 in 16 games)
29.6	2020 (473 in 16 games)

### Most Points, Consecutive Seasons

1,016	2018-19 (565, 451)
980	2017-18 (415, 565)
976	2021-22 (480, 496)
967	2003-04 (484, 483)
953	2020-21 (473, 480)

### Fewest Points, Season

176	1982 (9 games)
211	2012
212	2011
225	1977
226	2007

### Lowest Scoring Average, Season

13.2	2012 (211 in 16 games)
13.3	2011 (212 in 16 games)
14.1	2007 (226 in 16 games)
14.9	1979 (238 in 16 games)
15.2	1978 (243 in 16 games)
15.9	1988 (254 in 16 games)

### Largest Scoring Differential, Season

201	1968 (371 - 170)
182	1969 (359 - 177)
176	1966 (448 - 276)
156	1962 (369 - 233)
154	1967 (408 - 254)

### Most 40-Point Games, Season

5	2003, 2018
4	1966, 2002, 2004
3	1961, 1962, 1963, 1964, 1967, 2021, 2022
2	1965, 1968, 1983, 2000, 2010, 2013, 2017, 2019, 2020

### Most 30-Point Games, Season

12	2018
9	2020, 2021
8	1966, 2002, 2004, 2022
7	1999, 2003, 2019
6	1960, 1967, 2010
5	1962, 1965, 1968, 1983, 1994, 2005, 2006, 2015, 2016, 2017

### Most Points Scored, Game

59	at Denver	Sept. 7, 1963
56	at Denver	Oct. 23, 1966
56	vs. Atlanta	Oct. 24, 2004
56	at Oakland	Dec. 15, 2013
54	vs. St. Louis	Oct. 22, 2000
52	4 times; Last vs. Denver	Oct. 29, 1967

### Largest Margin of Victory, Game

52	Kansas City (59) at Denver (7)	Sept. 7, 1963
49	Kansas City (49) vs. Arizona (0)	Dec. 1, 2002
48	Kansas City (48) vs. N.Y. Jets (0)	Dec. 22, 1963
46	Kansas City (56) vs. Denver (10)	Oct. 16, 1966
46	Kansas City (56) vs. Atlanta (10)	Oct. 24, 2004

### Most Points, Both Teams, Game

105	KC (51) at LAR (54)	Nov. 19, 2018
99	KC (48) at Seattle (51)	Nov. 27, 1983 (OT)
88	KC (49) vs. Denver (39)	Nov. 1, 1964
88	KC (54) vs. St. Louis (34)	Oct. 22, 2000

### Fewest Points, Both Teams, Game

3	KC (0) at Tampa Bay (3)	Dec. 16, 1979
9	KC (3) vs. Cleveland (6)	Sept. 4, 1988
10	KC (7) at Denver (3)	Jan. 1, 2012
12	KC (6) vs. St. Louis (6)	Nov. 22, 1970
12	KC (3) at Miami (9)	Oct. 20, 1974

### Most Points Shutout Victory, Game

## SCORING

### POINTS

### Most Points, Season (All 400+)

565	2018
-----	------

# REGULAR TEAM

49	vs. Arizona	Dec. 1, 2002
48	vs. N.Y. Jets	Dec. 22, 1963
41	vs. Miami	Oct. 8, 1967
41	vs. San Francisco	Oct. 1, 2006
34	vs. Boston	Dec. 11, 1960
34	vs. Houston	Nov. 26, 1989
34	vs. Cleveland	Sept. 30, 1990
34	vs. San Diego	Oct. 31, 1999

## Fewest Points, Shutout Victory, Game

14	vs. Baltimore	Sept. 2, 1979
16	vs. Denver	Dec. 6, 1970
17	vs. L.A. Chargers	Sept. 25, 1960

## Largest Fourth-Quarter Comebacks

	Opponent	Deficit	Final	Date
17	at Green Bay	14-31	40-34 (OT)	Oct. 12, 2003
17	vs. San Diego	10-27	33-27 (OT)	Sept. 11, 2016
14	at N.Y. Jets	3-17	17-17 (OT)	Oct. 2, 1988
14	vs. N.Y. Giants	3-17	20-17 (OT)	Sept. 10, 1995
14	at Oakland	20-34	37-34	Nov. 28, 1999
14	at Carolina	3-17	20-17	Nov. 13, 2016

## Largest Second-Half Comebacks

	Opponent	Deficit	Final	Date
21	vs. San Diego	3-24	33-27 (OT)	Sept. 11, 2016
18	at New Orleans	6-24	27-24	Sept. 23, 2012
17	at Buffalo	10-27	27-27	Sept. 22, 1963
17	at Oakland	0-17	28-17	Oct. 25, 1981
17	at Green Bay	14-31	40-34 (OT)	Oct. 12, 2003
16	at San Diego	0-16	24-23	Nov. 2, 1986
14	at N.Y. Jets	3-17	17-17 (OT)	Oct. 2, 1988
14	vs. San Diego	0-14	20-17 (OT)	Dec. 8, 1991
14	vs. N.Y. Giants	3-17	20-17 (OT)	Sept. 10, 1995
14	at Oakland	13-27	28-27	Sept. 8, 1997
14	at Oakland	20-34	37-34	Nov. 28, 1999
14	at Carolina	3-17	20-17	Nov. 13, 2016

## Most Consecutive Games Scoring

179	1963-76
170	2012-23
139	1994-2002
91	1987-93
84	2003-08

## Most Points, Two Consecutive Games

104	Oct. 23, 1966 - Oct. 30, 1966 (56, 48)
101	Dec. 8, 2013 - Dec. 15, 2013 (45, 56)

## Most First-Half Points, Game

42	vs. Denver	Oct. 29, 1967
38	at Miami	Sept. 28, 1968
38	at Washington	Dec. 8, 2013
35	vs. Arizona	Dec. 1, 2002
35	vs. St. Louis	Dec. 8, 2002
35	vs. Atlanta	Oct. 24, 2004
35	at Oakland	Dec. 15, 2013
35	vs. San Francisco	Sept. 23, 2018
35	vs. Las Vegas	Dec. 12, 2021

## Most First-Quarter Points, Season

158	1966
147	2018
130	2021
124	2013
113	2004
112	2003

## Most First-Quarter Points, Game

24	at Miami	Sept. 28, 1968
21	13 times, last at Pittsburgh	Sept. 16, 2018

## Most Second-Quarter Points, Season

177	2019
172	2022
153	2003
150	2018
149	1997, 2020

## Most Second-Quarter Points, Game

28	vs. Denver	Oct. 29, 1967
28	vs. Pittsburgh	Oct. 18, 1971
28	vs. Denver	Dec. 7, 1980
28	vs. San Diego	Dec. 22, 1985
28	at Washington	Sept. 30, 2001
28	at Oakland	Sept. 15, 2019
27	vs. Chicago	Sept. 24, 2023
24	vs. Houston	Oct. 30, 1966
24	vs. Indianapolis	Oct. 31, 2004

## Most Second-Half Points, Game

35	at Denver	Oct. 23, 1966
35	at Denver	Dec. 1, 1972

35	at Tennessee	Dec. 13, 2004
34	at Denver	Jan. 3, 2010
31	at Denver	Sept. 7, 1963
31	at New England	Oct. 14, 2018
30	vs. Cleveland	Dec. 14, 1975

## Most Third-Quarter Points, Season

134	2018
110	2022
109	1963
107	2022
106	1964
105	1998
103	2019

## Most Third-Quarter Points, Game

22	vs. New York Jets	Nov. 5, 1967
22	vs. Buffalo	Oct. 18, 1969
22	vs. Oakland	Nov. 26, 1961
21	at Buffalo	Nov. 6, 1960
21	at Denver	Sept. 7, 1963
21	at Denver	Oct. 1, 1972
21	vs. Oakland	Oct. 3, 1977

## Most Fourth-Quarter Points, Season

168	2002
140	2004
136	2020
131	2003, 2018
129	1962, 2021
127	1960

## Most Fourth-Quarter Points, Game

23	at Buffalo	Nov. 2, 1969
23	at Cleveland	Sept. 8, 2002
22	at N.Y. Titans	Nov. 24, 1960
21	at New England	Sept. 7, 2017
20	at Green Bay	Oct. 12, 2003

## TOUCHDOWNS

### Most Touchdowns, Season

71	2018
63	2003
62	2004
61	2022
57	2002, 2020, 2021

### Most Touchdowns, Consecutive Seasons

125	2003-04 (63, 62)
121	2018-19 (71, 50)
120	2002-03 (57, 63)
118	2021-22 (57, 61)
114	2020-21 (57, 57)

### Fewest Touchdowns, Season

17	1982 (9 games)
18	2012
20	2011
23	1973
24	1988, 2007

### Most Touchdowns, Game

8	at Denver	Sept. 7, 1963
8	at Denver	Oct. 23, 1966
8	vs. Atlanta	Oct. 24, 2004
8	at Oakland	Dec. 15, 2013
7	12 times; Last at Tennessee	Dec. 13, 2004

### Most Touchdowns, Both Teams, Game

14	Kansas City (7) at Los Angeles Rams (7)	Nov. 19, 2018
13	Kansas City (7) at Seattle (6)	Nov. 27, 1983 (OT)
13	Kansas City (8) at Oakland (5)	Dec. 15, 2013
12	Kansas City (7) vs. Denver (5)	Nov. 1, 1964
12	Kansas City (7) vs. St. Louis (5)	Oct. 22, 2000
12	Kansas City (7) at Tennessee (5)	Dec. 13, 2004

### Most Consecutive Games Scoring Touchdowns

96	1963-70
64	1997-01
60	2017-21
52	1960-63
35	1994-96
33	1976-78

### Most Offensive Touchdowns, Season

66	2018
59	2022
58	2004
56	2003
53	2002, 2020, 2021

### Fewest Offensive Touchdowns, Season

# REGULAR TEAM

13 1982 (9 games)  
 17 2012  
 18 2011  
 21 1973, 1974  
 23 2007  
 24 1970, 1977, 1987, 1988  
 25 1979

#### Most Return Touchdowns, Season

11 1992, 1999, 2013  
 8 2016  
 7 1995, 1997, 2003

#### Most Defensive Touchdowns, Season

9 1999  
 8 1992  
 6 2013, 2015  
 5 1972, 1974, 1977  
 4 1960, 1967, 1981, 1986, 1995, 1997, 2016, 2018, 2021

#### Fewest Defensive Touchdowns, Season

0 1962, 1976, 1978, 1988, 2006, 2012  
 1 1961, 1975, 1976, 1989, 1998, 2001, 2002, 2007

#### Most Defensive Touchdowns, Game

3 vs. Denver Dec. 27, 1992  
 2 15 times, last at Baltimore Dec. 20, 2015

#### Most Interception Return TDs, Season

6 1992  
 5 1972, 1974, 1999, 2013  
 4 1960, 1986, 1997, 2015, 2016

#### Most Fumble Return TDs, Season

4 1999  
 3 1997, 1980, 1981, 2017  
 2 1989, 1991, 1992, 1993, 1995, 2013, 2019, 2021

#### Most Special Teams Touchdowns, Season

5 1986, 1987, 2013  
 4 1995, 2003, 2016  
 3 1969, 1992, 2002, 2009

#### Most Special Teams Touchdowns, Game

3 at Pittsburgh Dec. 21, 1986  
 2 vs. Cleveland Sept. 30, 1990  
 2 vs. St. Louis Dec. 8, 2002  
 2 at Washington Dec. 8, 2013

### POINTS AFTER TOUCHDOWN

#### Most Points After Touchdown, Season

65 2018  
 58 2003, 2004  
 54 2002, 2020  
 52 2013  
 50 2021, 2022

#### Fewest Points After Touchdown, Season

17 1982 (9 games), 2012  
 20 2011  
 21 1973, 2007  
 23 1988

#### Most Points After Touchdown, Game

8 at Denver Sept. 8, 1963  
 8 at Denver Oct. 23, 1966  
 8 vs. Atlanta Oct. 24, 2004  
 8 at Oakland Dec. 15, 2013

#### Most Two-Point Attempts, Season

6 2001  
 5 1997, 2022  
 4 1961, 1994, 2008, 2015  
 3 1964, 1965, 1966, 1967, 1995, 2002, 2003, 2007, 2020, 2021

#### Most Two-Point Conversions, Season

3 1961, 1965, 1994, 2001, 2020, 2022  
 2 1966, 1967, 1997, 2015, 2016, 2021  
 1 12 times, Last; 2019

#### Most Two-Point Attempts, Game

2 vs. Buffalo Oct. 18, 1964  
 2 at Houston Oct. 24, 1965  
 2 at St. Louis Oct. 26, 1997  
 2 at Denver Nov. 14, 2010  
 2 at Greeb Bay Sept. 28, 2015  
 2 at Oakland Nov. 20, 2015

#### Most Two-Point Conversions, Game

2 at Houston Oct. 24, 1965

2 at St. Louis Oct. 26, 1997

### FIELD GOALS

#### Most Field Goals Attempted, Season

45 2017  
 44 1971  
 42 1970  
 40 1968

#### Fewest Field Goals Attempted, Season

17 1964  
 18 1977  
 20 2003  
 22 1979, 2008

#### Most Field Goals Attempted, Game

7 vs. Buffalo Dec. 19, 1971  
 7 vs. Cincinnati Oct. 4, 2015  
 6 8 times; Last at New Orleans Sept. 23, 2012

#### Most Field Goals Attempted, Both Teams, Game

10 Kansas City (7) vs. Buffalo (3) Dec. 19, 1971  
 10 Kansas City (5) at San Diego (5) Oct. 29, 1972  
 10 Kansas City (6) vs. Denver (4) Dec. 16, 2001  
 10 Kansas City (5) vs. Denver (5) Sept. 28, 2008

#### Most Field Goals Made, Season

41 2017  
 34 1990, 2019  
 31 2016  
 30 1968, 1970, 2015  
 28 2012, 2021

#### Fewest Field Goals Made, Season

7 1961  
 8 1963, 1964  
 12 1979

#### Most Field Goals Made, Game

7 at Cincinnati Oct. 4, 2015  
 6 at New Orleans Sept. 23, 2012  
 5 at Buffalo Nov. 2, 1969  
 5 vs. Buffalo Dec. 7, 1969  
 5 vs. Buffalo Dec. 19, 1971  
 5 vs. L.A. Raiders Sept. 12, 1985  
 5 vs. Cincinnati Nov. 13, 1988  
 5 at Chicago Dec. 29, 1990  
 5 vs. Denver Sept. 20, 1993  
 5 vs. Minnesota Oct. 2, 2011  
 5 at Houston Oct. 8, 2017  
 5 vs. Denver Oct. 30, 2017  
 5 vs. Miami Dec. 24, 2017  
 5 vs. Denver Dec. 6, 2020

#### Most Field Goals Made, Both Teams, Game

\*9 Kansas City (4) at San Diego (5) Sept. 29, 1996  
 8 Kansas City (5) vs. Buffalo (3) Dec. 19, 1971  
 8 Kansas City (4) vs. Denver (4) Sept. 28, 2008  
 7 Kansas City (5) vs. Buffalo (2) Dec. 7, 1969  
 7 Kansas City (4) vs. Denver (3) Dec. 16, 2001  
 7 Kansas City (3) at Indianapolis (4) Oct. 10, 2010  
 7 Kansas City (6) at New Orleans (1) Sept. 23, 2012  
 7 Kansas City (7) at Cincinnati (0) Oct. 4, 2015  
 7 Kansas City (5) vs. Denver (2) Oct. 30, 2017  
 7 Kansas City (5) vs. Miami (2) Dec. 24, 2017

#### \*NFL RECORD

#### Most Consecutive Games Scoring Field Goals

19 2021-22  
 18 2001-02  
 16 2017-18, 2019-20  
 15 2005  
 14 1970

### SAFETIES

#### Most Safeties, Season

3 1988, 1997

#### Most Safeties, Game

1 23 times; Last at San Francisco Oct. 23, 2022

### FIRST DOWNS

#### Most First Downs, Season

# REGULAR TEAM

419 2021  
408 2022  
398 2004  
397 2020  
387 2022

## Fewest First Downs, Season

163 1982 (9 games)  
183 1970  
208 1973

## Most First Downs, Game (All 30+)

36	vs. Atlanta	Oct. 24, 2004
36	at Las Vegas	Nov. 22, 2020
34	at New Orleans	Dec. 20, 2020
33	vs. Indianapolis	Oct. 31, 2004
33	vs. Cincinnati	Oct. 21, 2018
33	vs. Los Angeles Chargers	Sept. 26, 2021
33	at Arizona	Sept. 11, 2022
33	at Houston	Dec. 18, 2022
32	at Houston	Oct. 24, 1965
32	at Seattle	Nov. 24, 2002
32	vs. Oakland	Dec. 25, 2004
31	at Oakland	Nov. 5, 2000
31	vs. San Francisco	Sept. 23, 2018
31	at Philadelphia	Oct. 3, 2021
31	vs. Chicago	Sept. 24, 2023
30	vs. Cleveland	Nov. 9, 2003
30	at L.A. Raiders	Dec. 22, 1991
30	vs. Seattle	Oct. 29, 2006
30	at Denver	Nov. 14, 2010
30	vs. Baltimore	Dec. 9, 2018

## Fewest First Downs, Game

4	at Tampa Bay	Dec. 16, 1979
5	at San Diego	Dec. 12, 2010
7	at Boston	Oct. 23, 1964
7	at Oakland	Dec. 12, 1970
7	at Denver	Dec. 9, 2007
7	at Oakland	Dec. 16, 2012
8	12 times; Last at Denver	Dec. 30, 2012

## Most First Downs, Both Teams, Game

64	KC (32) at Seattle (32)	Nov. 24, 2002
62	KC (31) at Oakland (31)	Nov. 5, 2000
61	KC (36) at Las Vegas (25)	Nov. 22, 2020
61	KC (31) at Philadelphia (30)	Oct. 3, 2021
59	KC (26) at Seattle (33)	Nov. 27, 1983 (OT)
58	KC (24) at Denver (34)	Nov. 18, 1974

## Fewest First Downs, Both Teams, Games

15	Kansas City (7) vs. Denver (8)	Dec. 6, 1970
18	Kansas City (7) at Boston (11)	Oct. 23, 1964

## RUSHING FIRST DOWNS

### Most Rushing First Downs, Season

160 1978, 1981  
140 2002  
138 2004, 2005  
130 1980  
129 1969, 1997, 2010

### Fewest Rushing First Downs, Season

66 2007  
71 1982 (9 games)  
79 1985  
83 1970, 1983, 1986  
84 2000

### Most Rushing First Downs, Game

21	vs. Atlanta	Oct. 24, 2004
20	vs. Houston	Oct. 1, 1961
18	vs. Oakland	Oct. 20, 1968
18	vs. Seattle	Nov. 22, 1981
18	at Detroit	Nov. 28, 1996
16	8 times; Last vs. Buffalo	Oct. 7, 1991

### Fewest Rushing First Downs, Game

*0	at Cincinnati	Nov. 24, 1974
0	vs. Pittsburgh	Nov. 10, 1985
0	at L.A. Raiders	Dec. 6, 1992
0	at Denver	Oct. 27, 1996
0	at Arizona	Oct. 8, 2006
0	vs. Jacksonville	Oct. 7, 2007
0	at Oakland	Dec. 16, 2012
1	12 times; Last vs. Pittsburgh	Oct. 15, 2017

\*NFL RECORD

## PASSING FIRST DOWNS

### Most Passing First Downs, Season

272 2022

267 2021  
255 2020  
239 2018  
228 2004

## Fewest Passing First Downs, Season

79 1982 (9 games)  
86 1970  
89 1968  
91 1979  
93 1973

## Most Passing First Downs, Game (All 20+)

26	vs. Oakland	Dec. 25, 2004
24	at Denver	Nov. 14, 2010
23	at Oakland	Nov. 5, 2000
23	at Las Vegas	Nov. 14, 2021
23	vs. Tennessee	Nov. 6, 2022
22	at Las Vegas	Nov. 22, 2020
22	at Arizona	Sept. 11, 2022
21	at Dallas	Nov. 20, 1983
21	at Denver	Oct. 17, 1994
21	at Denver	Dec. 7, 2003
21	at Houston	Oct. 8, 2017
21	at Los Angeles Rams	Nov. 19, 2018
21	at Washington	Oct. 17, 2021
20	vs. Indianapolis	Oct. 31, 2004
20	at Tennessee	Nov. 10, 2019
20	at Los Angeles Chargers	Dec. 16, 2021
20	vs. Los Angeles Rams	Nov. 27, 2022
20	at Houston	Dec. 18, 2022

## Fewest Passing First Downs, Game

1	vs. Oakland	Oct. 20, 1968
1	vs. Houston	Sept. 10, 1978
1	at Tampa Bay	Dec. 16, 1979
2	5 times; Last at Denver	Dec. 30, 2012

## FIRST DOWNS BY PENALTY

### Most Penalty First Downs, Season

46 2019  
37 2018  
34 2013  
33 1996, 1998, 2021  
32 2004, 2015, 2020

### Fewest Penalty First Downs, Season

4 1969  
8 1965  
9 1973  
10 1999  
11 1968, 1972

### Most Penalty First Downs, Game

9	vs. L.A. Raiders	Oct. 3, 1993
7	vs. L.A. Raiders	Sept. 17, 1989
7	vs. Seattle	Oct. 17, 1996
7	vs. San Francisco	Sept. 23, 2018
6	at Tennessee	Dec. 13, 2004
6	at Oakland	Nov. 7, 2010
5	12 times; Last vs. Buffalo	Oct. 11, 2021

### Fewest Penalty First Downs, Game

0	Many times; Last, at Jacksonville	Sept. 17, 2023
---	-----------------------------------	----------------

## NET YARDS PASSING AND RUSHING

### Most Net Yards, Season

7,032 2022  
6,810 2018  
6,746 2021  
6,695 2004  
6,653 2020

### Most Net Yards, Consecutive Seasons

13,778 2021-22 (6,746, 7,032)  
13,399 2020-21 (6,653, 6,746)  
12,887 2004-05 (6,695, 6,192)  
12,877 2018-19 (6,810, 6,067)  
12,817 2017-18 (6,007, 6,810)

### Fewest Net Yards, Season

2,498 1982 (9 games)  
3,536 1973  
3,577 1970  
3,828 1974  
3,936 1977

# REGULAR TEAM

## Most Net Yards, Game (All 500+)

614	at Denver	Oct. 23, 1966
590	vs. Indianapolis	Oct. 31, 2004
566	vs. Detroit	Oct. 14, 1990
552	at Seattle	Nov. 24, 2002
551	vs. Buffalo	Sept. 30, 1962
551	vs. Cincinnati	Oct. 21, 2018
546	at Washington	Sept. 30, 2001
546	at Los Angeles Rams	Nov. 19, 2018
543	at Tampa Bay	Nov. 19, 2018
542	at Houston	Oct. 24, 1965
540	vs. Atlanta	Oct. 24, 2004
537	at San Diego	Dec. 11, 1983
537	vs. Cincinnati	Jan. 1, 2006
537	at New England	Sept. 7, 2017
530	at Tennessee	Nov. 10, 2019
529	at San Francisco	Oct. 23, 2022
524	at Denver	Jan. 3, 2010
521	vs. Detroit	Dec. 14, 2003
520	vs. Denver	Nov. 1, 1964
517	at Baltimore	Sept. 28, 2020
516	at Las Vegas	Nov. 14, 2021
513	at Oakland	Nov. 5, 2000
512	vs. Seattle	Dec. 27, 1987
510	vs. Houston	Nov. 28, 1965
510	at New Orleans	Sept. 23, 2012
508	at Cincinnati	Sept. 28, 1969
507	vs. Indianapolis	Dec. 23, 2012
506	vs. San Diego	Oct. 14, 1984
504	at New Orleans	Sept. 8, 1985
504	at N.Y. Jets	Oct. 6, 2002
503	at Seattle	Nov. 28, 2010
503	vs. L.A. Chargers	Dec. 29, 2019
502	at Buffalo	Oct. 3, 1976
502	at Houston	Dec. 18, 2022
500	at Oakland	Dec. 5, 2004

## Fewest Net Yards, Game

62	vs. Oakland	Nov. 8, 1963
67	at San Diego	Dec. 12, 2010
80	at Tampa Bay	Dec. 16, 1979
104	at Buffalo	Oct. 29, 1973
106	at Oakland	Dec. 8, 1973

## Most Net Yards, Both Teams, Game

1,095	KC (590) vs. Indianapolis (505)	Oct. 31, 2004
1,086	KC (552) at Seattle (534)	Nov. 24, 2002
1,036	KC (524) at Denver (512)	Jan. 3, 2010
1,013	KC (537) at San Diego (476)	Dec. 11, 1983
1,001	KC (546) at L.A. Rams (455)	Nov. 19, 2018
986	KC (513) at Oakland (473)	Nov. 5, 2000

## Fewest Net Yards, Both Teams, Game

323	KC (178) at N.Y. Jets (145)	Nov. 7, 1971
335	KC (244) vs. Houston (91)	Oct. 12, 1969
338	KC (62) vs. Oakland (276)	Nov. 8, 1963

## Most Games, 400 or More Net Yards, Season

11	2018
10	2020
9	2004, 2022
7	2005, 2010, 2017, 2021
6	1994, 2000, 2002, 2019
5	1969, 2001, 2003
4	1960, 1961, 1962, 1976, 1983, 1997, 2016

## Most Consecutive Games, 400 or More Net Yards

5	2004, 2020, 2022
4	1976, 2005, 2018, 2019
3	1974, 2000, 2010, 2018, 2021

## Most Games, 300 or More Net Yards, Season

16	2022
15	2004, 2018, 2021
14	2005, 2019, 2020
13	2002, 2017
12	1989, 1995, 1999, 2003, 2010, 2013, 2015

## Most Consecutive Games, 300 or More Net Yards

19	2021-22
18	2017-18
16	2004-05
13	2001-02
11	2005
10	1966-67, 1989, 2003, 2019-2020

## Most Plays, Season

1,134	2021
1,098	1994
1,094	2022
1,089	2004
1,074	1983

## Fewest Plays, Season

573	1982 (9 games)
712	2017
775	1970
831	1968
833	1965
836	1971

## Most Plays, Game

92	at New Orleans	Sept. 23, 2012
92	at New Orleans	Dec. 20, 2020
91	at Cincinnati	Sept. 3, 1978
91	vs. Tennessee	Nov. 6, 2022
86	vs. N.Y. Giants	Nov. 3, 1974
86	vs. Seattle	Sept. 28, 1997
85	at Jacksonville	Nov. 9, 1997
84	vs. Denver	Oct. 24, 1976
84	at San Diego	Nov. 12, 1978

## Fewest Plays, Game

38	at Oakland	Dec. 12, 1970
38	at Tampa Bay	Dec. 16, 1979
41	at San Diego	Oct. 7, 1962
41	at San Diego	Dec. 12, 2010
42	at Oakland	Dec. 8, 1973
44	at Detroit	Nov. 25, 1971
44	at New England	Oct. 11, 1998
44	at Baltimore	Sept. 13, 2009

# RUSHING

## ATTEMPTS

## Most Rushing Attempts, Season

663	1978
610	1981
569	1979
559	1989
556	2010
552	1980

## Most Rushing Attempts, Consecutive Seasons

1,232	1978-79 (663, 569)
1,162	1980-81 (552, 610)
1,121	1979-80 (569, 552)
1,089	1977-78 (456, 663)
1,063	1989-90 (559, 504)

## Fewest Rushing Attempts, Season

269	1982 (9 games)
375	2019
379	2008
383	2000, 2007
387	1983, 2018
400	1963

## Most Rushing Attempts, Game

69	at Cincinnati	Sept. 3, 1978
60	vs. Oakland	Oct. 20, 1968
57	vs. Seattle	Nov. 5, 1989

## Fewest Rushing Attempts, Game

9	at Oakland	Nov. 5, 2000
10	vs. Jacksonville	Oct. 7, 2007
10	at Oakland	Dec. 16, 2012
11	at New England	Oct. 11, 1998
11	at New York Jets	Dec. 3, 2017
11	vs. Houston Texans	Oct. 13, 2019
12	at Oakland	Dec. 8, 1973
12	at Denver	Oct. 27, 1996
13	vs. Buffalo	Nov. 23, 2008

## Most Rushing Attempts, Both Teams, Game

102	KC (52) at San Diego (50)	Nov. 12, 1978 (OT)
100	KC (41) vs. Denver (59)	Sept. 24, 1978

## Fewest Rushing Attempts, Both Teams, Game

33	KC (20) at Tampa Bay (13)	Nov. 29, 2020
35	KC (11) vs. Carolina (24)	Nov. 8, 2020
36	KC (19) vs. Philadelphia (17)	Sept. 17, 2018
38	KC (25) at Pittsburgh (13)	Sept. 16, 2018
38	KC (21) vs. Houston (17)	Dec. 16, 1990

## Most Games, 40 or More Rushing Attempts, Season

9	1978
8	1973, 1981
7	1968
6	1962, 1969, 1989
5	1976, 1979, 1980, 1997, 2010

# REGULAR TEAM

## Most Games, 30 or More Rushing Attempts, Season

14	1978
13	1981
12	1971, 1975, 1980
11	1969, 1989, 1990, 2005, 2006
10	1968, 1972, 1973, 1974, 1979, 1995, 1999, 2010

## Most Consecutive Games, 40 or More Rushing Attempts

4	1968, 1978
3	1962, 1973, 1996

## Most Consecutive Games, 30 or More Rushing Attempts

15	1980-81
8	1975, 1977-78
7	1972, 1978, 1978-79
6	1970, 1980, 1989, 1999

## YARDS

### Most Rushing Yards, Season

2,986	1978
2,633	1981
2,627	2010
2,407	1962
2,395	2012

### Most Rushing Yards, Home, Season

1,488	1981
1,468	1962
1,463	2010
1,436	1978
1,390	1961

### Most Rushing Yards Per Game, Season

213.3	1978 (2,986 in 16 games)
171.9	1962 (2,407 in 14 games)
164.6	1981 (2,633 in 16 games)
164.2	2010 (2,627 in 16 games)
162.4	1966 (2,274 in 14 games)

### Most Rushing Yards Per Game, Home, Season

209.7	1962 (1,468 in 7 games)
198.6	1961 (1,390 in 7 games)
186.0	1981 (1,488 in 8 games)
182.9	2010 (1,463 in 8 games)
179.5	1978 (1,436 in 8 games)

### Most Rushing Yards, Consecutive Seasons

5,302	1978-79 (2,986, 2,316)
4,829	1977-78 (1,843, 2,986)
4,671	2004-05 (2,289, 2,382)
4,590	1961-62 (2,183, 2,407)

### Fewest Rushing Yards, Season

943	1982 (9 games)
1,248	2007
1,254	1983
1,351	2017
1,465	2000
1,468	1986

### Fewest Rushing Yards Per Game, Season

78.0	2007 (1,248 in 16 games)
78.4	1983 (1,254 in 16 games)
91.6	2000 (1,465 in 16 games)
91.8	1986 (1,468 in 16 games)
92.9	1985 (1,486 in 16 games)

### Most Rushing Yards, Game (All 300+)

398	vs. Houston	Oct. 1, 1961
380	at Denver	Oct. 23, 1966
352	vs. Indianapolis	Dec. 23, 2012
320	vs. Buffalo	Sept. 30, 1962
317	at Denver	Jan. 3, 2010
313	vs. Cincinnati	Oct. 26, 1969
310	vs. Detroit	Oct. 14, 1990
302	at Houston	Oct. 24, 1965

### Fewest Rushing Yards, Game

0	vs. Denver	Dec. 19, 1965
10	vs. Jacksonville	Oct. 7, 2007
10	at Oakland	Dec. 16, 2012
14	at New England	Oct. 11, 1998
16	at Denver	Dec. 9, 2007
17	at Boston	Nov. 18, 1960
17	at L.A. Raiders	Dec. 6, 1992

### Most Games, 200 or More Rushing Yards

8	1978
6	2010
5	1962

4	1968, 1979, 1981, 2002
3	1961, 1967, 1991, 2001, 2004, 2012
2	1960, 1963, 1965, 1966, 1969, 1970, 1975, 1989, 1996, 1997, 2005, 2006

### Most Rushing Yards, Both Teams, Game

519	Kansas City (168) vs. Cleveland (351)	Dec. 20, 2009
502	Texans (398) vs. Houston (104)	Oct. 1, 1961
502	Texans (284) vs. Oakland (218)	Nov. 26, 1961
479	Kansas City (251) vs. Detroit (228)	Nov. 23, 1975

### Fewest Rushing Yards, Both Teams, Game

75	KC (20) at Houston (55)	Sept. 29, 1974
105	KC (27) vs. Boston (78)	Nov. 17, 1968
111	Dallas Texans (108) at SD (3)	Nov. 19, 1961
111	KC (48) at San Diego (63)	Oct. 13, 1985

### Most 10+ Yard Rushes, Season (Since 1990)

73	2002
72	2010
67	2005
64	2012
63	2001

### Most 10+ Yard Rushes, Game (Since 1990)

11	at Oakland (10 Holmes, 1 Cloud)	Dec. 9, 2001
10	at Seattle (9 Holmes, 1 Morton)	Nov. 24, 2002
10	vs. Buffalo (7 Charles, 3 Jones)	Oct. 31, 2010
9	vs. Detroit (5 Word, 3 Okoye, 1 McNair)	Oct. 14, 1990
9	vs. Denver (5 Richardson, 2 Grbac, 1 Alexander, 1 Moreau)	Dec. 17, 2000
9	vs. Atlanta (6 Holmes, 3 Blaylock, 1 Hall)	Oct. 24, 2004
9	vs. Indianapolis (6 Holmes, 2 Morton, 1 Johnson)	Oct. 31, 2004
9	vs. Indianapolis (4 Charles, 4 Hillis, 1 McCluster)	Dec. 23, 2012

### Highest Rushing Average, Season

5.18	1966
5.15	2002
5.03	1962
4.97	1961
4.91	2017

### Lowest Rushing Average, Season

3.24	1983
3.26	2007
3.39	1980
3.40	1986
3.43	1992

## RUSHING TOUCHDOWNS

### Most Rushing Touchdowns, Season

32	2003
31	2004
26	2002, 2005
24	1960
23	1961

### Most Rushing Touchdowns, Consecutive Seasons

*63	2003-04 (32, 31)
58	2002-03 (26, 32)
57	2004-05 (31, 26)
47	1960-61 (24, 23)
44	1961-62 (23, 21)
*NFL RECORD	

### Fewest Rushing Touchdowns, Season

3	1982 (9 games)
5	2011
6	1972, 2007
7	1987
8	1988, 2009

### Most Rushing Touchdowns, Game

*8	vs. Atlanta	Oct. 24, 2004
5	at Denver	Oct. 23, 1966
4	14 times; Last vs. Detroit	Nov. 1, 2015
*NFL RECORD		

### Most Rushing Touchdowns, Both Teams, Game

8	Kansas City (8) vs. Atlanta (0)	Oct. 24, 2004
7	Texans (4) vs. Boston (3)	Sept. 8, 1962
7	Kansas City (4) at Denver (3)	Oct. 10, 1965

## PASSING

### RATING

### Highest Passer Rating, Season

113.8	2018
107.3	2020

# REGULAR TEAM

104.7 2022  
104.4 2019  
100.8 2017

## Lowest Passer Rating, Season

52.7 1961  
52.9 1977  
54.0 1979  
55.2 1974  
59.3 1978

## PASSING ATTEMPTS

### Most Passes Attempted, Season

675 2021  
651 2022  
641 1983  
630 2020  
615 1994

### Most Passes Attempted, Consecutive Seasons

1,326 2021-22(675, 651)  
1,305 2020-21 (630, 675)  
1,234 1983-84 (641, 593)  
1,206 2019-20 (576, 630)  
1,159 2018-19 (583, 576)

### Fewest Passes Attempted, Season

264 1982 (9 games)  
270 1968  
289 1970  
313 1973  
322 1962

### Most Passes Attempted, Game

68 vs. Tennessee Nov. 6, 2022  
59 at Dallas Nov. 20, 1983  
55 at San Diego Oct. 9, 1994  
55 at Miami Dec. 12, 1994  
54 at Denver Nov. 16, 1986  
54 at Denver Oct. 17, 1994  
54 at San Diego Sept. 29, 1996  
54 vs. San Diego Nov. 24, 1996  
54 vs. Buffalo Oct. 10, 2021

### Fewest Passes Attempted, Game

3 vs. Oakland Oct. 20, 1968  
6 at Oakland Dec. 13, 1969  
10 vs. Denver Sept. 24, 1978

### Most Passes Attempted, Both Teams, Game

100 KC (46) vs. Tampa Bay (54) Oct. 28, 1964  
95 KC (54) at San Diego (41) Sept. 29, 1996  
95 KC (46) at L.A. Rams (49) Nov. 19, 2018  
95 KC (45) vs. Carolina (50) Nov. 8, 2020  
94 KC (52) at Denver (42) Oct. 30, 1983  
94 KC (46) at New England (48) Dec. 4, 2000

### Fewest Passes Attempted, Both Teams, Game

26 KC (6) at Oakland (20) Dec. 13, 1969  
26 KC (13) at Tampa Bay (13) Dec. 16, 1979  
27 KC (14) vs. Houston (13) Sept. 10, 1978

## COMPLETIONS

### Most Passes Completed, Season

448 2021  
435 2022  
420 2020  
385 2018  
378 2019

### Most Passes Completed, Consecutive Seasons

883 2021-22 (448, 435)  
868 2020-21 (420, 448)  
798 2019-20 (378, 420)  
763 2018-19 (385, 378)  
748 2017-18 (363, 385)

### Fewest Passes Completed, Season

145 1982 (9 games)  
154 1970  
156 1968

### Most Passes Completed, Game

43 vs. Tennessee Nov. 6, 2022  
39 at Oakland Nov. 5, 2000  
37 at San Diego Oct. 9, 1994  
37 at Tampa Bay Nov. 29, 2020  
36 at Tennessee Nov. 10, 2019  
36 at Las Vegas Nov. 14, 2021  
36 at Houston Dec. 18, 2022

35 vs. N.Y. Jets Nov. 1, 2020  
34 at Denver Oct. 17, 1994  
34 at Denver Dec. 7, 2003  
34 vs. San Diego Sept. 11, 2016  
33 at Dallas Nov. 20, 1983  
33 at Miami Dec. 12, 1994  
33 at San Diego Jan. 2, 2005  
33 at Detroit Dec. 23, 2007  
33 at Denver Nov. 14, 2010  
33 at Los Angeles Rams Nov. 19, 2018  
33 vs. Buffalo Oct. 10, 2021

### Fewest Passes Completed, Game

2 vs. Oakland Oct. 20, 1968  
2 at Oakland Dec. 13, 1969  
5 7 times: Last at Seattle Dec. 17, 1978

### Most Passes Completed, Both Teams, Game (60+)

67 Kansas City (30) vs. Carolina (37) Nov. 8, 2020  
64 Kansas City (33) at L.A. Rams (31) Nov. 19, 2018  
64 Kansas City (37) at Tampa Bay (27) Nov. 29, 2020  
62 Kansas City (31) at San Diego (31) Dec. 11, 1983  
62 Kansas City (23) at Tampa Bay (39) Oct. 2, 2022  
61 Kansas City (35) at Las Vegas (25) Nov. 14, 2021  
60 Kansas City (31) at Minnesota (29) Oct. 8, 2023

### Fewest Passes Completed, Both Teams, Game

11 Kansas City (10) vs. San Diego (1) Sept. 20, 1998  
12 Kansas City (7) at Tampa Bay (5) Dec. 16, 1979  
13 Kansas City (2) at Oakland (11) Dec. 13, 1969  
13 Kansas City (8) vs. Boston (5) Oct. 11, 1970

### Most 20+ Yard Completions, Season (Since 1990)

76 2018  
73 2022  
69 2020  
60 2004  
59 2000, 2019  
58 2021

### Most 20+ Yard Completions, Game (Since 1990)

9 vs. St. Louis (6 Grbac, 2 Moon, 1 Morris) Oct. 22, 2000  
9 at Denver (9 Cassel) Nov. 14, 2010  
9 at L.A. Rams (9 Mahomes) Nov. 19, 2018  
8 at Oakland (8 Mahomes) Sept. 15, 2019  
8 at Miami (8 Mahomes) Dec. 13, 2020  
7 at L.A. Raiders (7 Krieg) Dec. 6, 1992  
7 at San Diego (7 Gannon) Nov. 22, 1998  
7 at Oakland (7 Grbac) Nov. 5, 2000  
7 at Arizona (7 Green) Oct. 21, 2001  
7 vs. Indianapolis (7 Green) Oct. 31, 2004  
7 at New York Jets (7 Smith) Dec. 3, 2017  
7 at Cleveland (7 Mahomes) Nov. 4, 2018  
7 at Tampa Bay (7 Mahomes) Nov. 29, 2020  
7 at Los Angeles Chargers (7 Mahomes) Dec. 16, 2021  
7 at San Francisco (7 Mahomes) Oct. 23, 2022

## PASSING YARDS

### Most Net Passing Yards, Season

5,062 2022  
4,955 2018  
4,854 2020  
4,791 2021  
4,498 2019

### Most Net Passing Yards, Consecutive Seasons

9,853 2021-22 (4,791, 5,062)  
9,645 2020-21 (4,854, 4,791)  
9,453 2018-19 (4,955, 4,498)  
9,352 2019-20 (4,498, 4,854)  
9,059 2017-18 (4,104, 4,955)

### Fewest Passing Yards, Season

1,555 1982 (9 games)  
1,660 1979  
1,719 1970

### Most Gross Passing Yards, Game (All 400+)

504 at Oakland Nov. 5, 2000  
478 at L.A. Rams Nov. 19, 2018  
469 at Denver Nov. 14, 2010  
462 at Tampa Bay Nov. 29, 2020  
446 at Tennessee Nov. 10, 2019  
446 vs. N.Y. Jets Nov. 1, 2020  
446 vs. Tennessee Nov. 6, 2022  
443 at Oakland Sept. 15, 2019  
435 vs. Denver Nov. 1, 1964  
433 at Tennessee Nov. 10, 2019  
432 at Dallas Nov. 20, 1983  
423 at San Francisco Oct. 23, 2022  
422 at Las Vegas Nov. 14, 2021  
412 vs. Denver Dec. 19, 1965

# REGULAR TEAM

411	at San Diego	Dec. 11, 1983
410	at Los Angeles Chargers	Dec. 16, 2021
400	at Green Bay	Oct. 12, 2003

## Most Net Passing Yards, Game

474	at Oakland	Nov. 5, 2000
456	at Tampa Bay	Nov. 29, 2020
448	at L.A. Rams	Nov. 19, 2018
446	vs. N.Y. Jets	Nov. 1, 2020
433	at Denver	Nov. 14, 2010
433	at Oakland	Sept. 15, 2019
422	at Las Vegas	Nov. 14, 2021
422	vs. Tennessee	Nov. 6, 2022
417	at San Francisco	Oct. 23, 2022
410	at Los Angeles Chargers	Dec. 16, 2021
406	at San Diego	Dec. 11, 1983
400	at Green Bay	Oct. 12, 2003

## Fewest Gross Passing Yards, Game

16	vs. Oakland	Oct. 20, 1968
39	vs. Houston	Nov. 15, 1981
42	at Seattle	Sept. 30, 1979
44	at Denver	Oct. 8, 1961
46	at Tampa Bay	Dec. 16, 1979

## Fewest Net Passing Yards, Game

-22	vs. Oakland	Nov. 8, 1963
15	at Seattle	Sept. 30, 1979
16	vs. Oakland	Oct. 20, 1968
18	at Denver	Oct. 4, 1970
19	at San Diego	Dec. 12, 2010

## Most Net Passing Yards, Both Teams, Game

859	Kansas City (387) vs. Indianapolis (472)	Oct. 31, 2004
827	Kansas City (448) at L.A. Rams (379)	Nov. 19, 2018
798	Kansas City (456) at Tampa Bay (342)	Nov. 29, 2020
782	Kansas City (406) at San Diego (376)	Dec. 11, 1983
764	Kansas City (322) at Pittsburgh (442)	Sept. 16, 2018
760	Kansas City (417) at San Francisco (343)	Oct. 23, 2022
748	Kansas City (331) at Oakland (417)	Oct. 19, 2017
732	Kansas City (433) at Denver (299)	Nov. 14, 2010
716	Kansas City (474) at Oakland (242)	Nov. 5, 2000

## Fewest Passing Yards, Both Teams, Game

67	Kansas City (22) at Tampa Bay (45)	Dec. 16, 1979
81	Kansas City (34) vs. Houston (47)	Sept. 10, 1978

## Most Individual 100-Yard Receiving Games, Season

14	2000, 2004
11	1964, 2018
10	2022
9	2017, 2020, 2021
8	1966, 1983
7	1987, 2003, 2006, 2007, 2016, 2019

## Most Consecutive Individual 100-Yard Receiving Games, Season

7	2000
6	2004, 2020
4	1964, 2016, 2018, 2021
3	1966, 1984, 1992, 1994, 2005, 2007, 2010, 2022 (2 times)
2	1961, 1962, 1963, 1965, 1968, 1969, 1980, 1982, 1983, 1985, 1987, 1988, 1989, 1998, 1999, 2001, 2006, 2007, 2008, 2011, 2017 (3 times), 2018, 2019

## Most Consecutive Seasons Leading League, Completion Percentage

*4	1966-69
----	---------

\*NFL RECORD

## COMPLETION PERCENTAGE

### Highest Completion Percentage, Season

66.85	(543-363)	2017
66.85	(546-365)	2016
66.82	(651-435)	2022
66.67	(630-420)	2020
66.37	(675-448)	2021

### Lowest Completion Percentage, Season

44.36	1961 (399-177)
48.05	1960 (435-209)
48.90	1965 (409-200)
49.33	1986 (521-257)
50.38	1965 (395-199)

## PASSING TOUCHDOWNS

### Most Passing Touchdowns, Season

50	2018
41	2022
40	2020
37	2021
32	1964

### Fewest Passing Touchdowns, Season

7	1978, 1979
8	2012
10	1973, 1982 (9 games)
11	1974, 1977
13	1981, 2011

## Most Passing Touchdowns, Game

6	vs. Denver	Nov. 1, 1964
6	at Pittsburgh	Sept. 16, 2018
6	at Los Angeles Rams	Nov. 19, 2018
5	11 times; Last at Arizona	Sept. 11, 2022

## Most Passing Touchdowns, Both Teams, Game

10	Kansas City (6) at L.A. Rams (4)	Nov. 19, 2018
9	Kansas City (4) at Denver (5)	Nov. 14, 2010
9	Kansas City (6) at Pittsburgh (3)	Sept. 16, 2018
8	Kansas City (6) vs. Denver (2)	Nov. 1, 1964
8	Kansas City (4) at San Diego (4)	Dec. 11, 1983
8	Kansas City (3) vs. IND (5)	Oct. 31, 2004

## SACKS

### Most Consecutive Games Without Allowing A Sack

3	1988, 2000
---	------------

### Most Times Sacked, Season

57	1980
55	2007
53	1975

### Fewest Times Sacked, Season

19	1994
21	1978, 1991, 1995, 2003
22	1990

### Most Times Sacked, Game

10	vs. Baltimore	Nov. 2, 1980
9	vs. San Diego	Dec. 2, 2007
8	at Pittsburgh	Dec. 5, 1982
8	vs. L.A. Raiders	Dec. 12, 1982

### Most Times Sacked, Both Teams, Game

13	Kansas City (2) vs. Cleveland (11)	Sept. 30, 1984
13	Kansas City (6) vs. Houston (7)	Sept. 21, 1986

## INTERCEPTIONS

### Most Passes Had Intercepted, Season

27	1961
26	1977
25	1974

### Fewest Passes Had Intercepted, Season

5	1990, 2019
6	2014
7	2015, 2020
8	1982 (9 games), 2010, 2016, 2017
9	2013
10	1993, 1994, 1997, 2005

### Most Passes Had Intercepted, Game

7	vs. Pittsburgh	Oct. 13, 1974
6	at Seattle	Nov. 4, 1984
6	vs. L.A. Raiders	Oct. 20, 1985

### Most Passes Had Intercepted, Both Teams, Game

9	Kansas City (3) vs. Miami (6)	Nov. 13, 1966
8	8 times, Last; Kansas City (2) at Oakland (6)	Oct. 23, 2011

## PUNTING

### Most Seasons Leading League (Average Distance)

6	1968, 1971-73, 1979, 1984
---	---------------------------

### Most Consecutive Seasons Leading League

3	1971-73
---	---------

### Most Punts, Season

104	1999
99	1986
98	1984

### Fewest Punts, Season

38	1982 (9 games)
40	2021



# REGULAR TEAM

45 2018  
49 2019  
52 2020

## Most Punts, Game

11	at N.Y. Jets	Sept. 18, 1965
11	vs. Baltimore	Sept. 2, 1979
11	at San Francisco	Nov. 17, 1985
11	at Cleveland	Nov. 19, 1989
11	vs. San Diego	Nov. 13, 1994
11	at Chicago	Dec. 4, 2011
10	vs. Denver	Oct. 6, 1974
10	at Oakland	Oct. 5, 1980
10	at N.Y. Jets	Oct. 2, 1988
10	at San Diego	Nov. 26, 2000
10	at N.Y. Jets	Dec. 30, 2007
10	at Jacksonville	Sept. 8, 2013

## Fewest Punts, Game

0	at L.A. Raiders	Dec. 22, 1991
0	vs. Carolina	Dec. 10, 2000
0	vs. Cincinnati	Oct. 21, 2018
0	at Philadelphia	Oct. 3, 2021

## PUNTING AVERAGE

### Highest Punting Average Distance, Season

50.42 2022 (53-2,672)  
46.83 2012 (83-3,887)  
46.70 2021 (40-1,768)  
45.89 2011 (89-4,084)  
45.53 1973 (80-3,642)

### Lowest Punting Average Distance, Season

36.06 1962 (54-1,947)  
37.83 2002 (64-2,422)  
38.53 1981 (70-2,697)

## PUNTS BLOCKED

### Most Punts Had Blocked, Season

2 1974, 1975, 1985, 1999

### Most Punts Had Blocked, Game

2 vs. Denver Oct. 27, 1985

## PUNT RETURNS

### Most Seasons Leading League (Average Return)

6 1960, 1968, 1970, 1979-80, 2003

### Most Punt Returns, Season (All 50+)

59 2013  
58 1979, 1995, 1999  
52 2010

### Fewest Punt Returns, Season

15 1982 (9 games)  
19 2021  
22 2018  
24 2004  
26 1961, 1963, 2008

### Most Punt Returns, Game

9	at Oakland	Nov. 15, 2009
8	vs. San Diego	Nov. 10, 1974
8	at St. Louis	Dec. 19, 2010
7	vs. Oakland	Sept. 23, 1979
7	vs. N.Y. Giants	Oct. 21, 1979
7	vs. Detroit	Sept. 26, 1999
7	at Denver	Dec. 5, 1999
7	at Oakland	Oct. 21, 2007
7	at Jacksonville	Sept. 8, 2013
7	at Washington	Dec. 8, 2013

### Most Punt Returns, Both Teams, Game

15 Kansas City (6) vs. Baltimore (9) Sept. 2, 1979

## PUNT RETURN YARDS

### Most Punt Return Yards, Season (All 600+)

695 2013  
640 1999  
612 1979

### Fewest Punt Return Yards, Season

126 1972  
129 1982 (9 games)  
150 1971

## Most Punt Return Yards, Game

177	at Washington	Dec. 8, 2013
160	vs. San Diego	Sept. 13, 2010
141	vs. Oakland	Sept. 23, 1979
139	at Denver	Dec. 5, 1999
131	vs. Boston	Dec. 11, 1960

## Highest Punt Return Average, Season

16.42 2003 (33-542)  
15.03 1960 (33-496)  
14.80 2016 (40-592)  
14.53 1980 (40-581)  
14.52 1968 (31-450)

## Lowest Punt Return Average, Season

4.34 1972 (29-126)  
4.69 1971 (32-150)  
5.82 2020 (28-163)  
6.29 2017 (35-220)  
6.50 2008 (26-169)

## PUNT RETURN TOUCHDOWNS

### Most Punt Return Touchdowns, Season

2 1968, 1979, 1980, 1992, 1999, 2002, 2003, 2013, 2016  
1 1960, 1965, 1966, 1987, 1995, 1997, 2006, 2010, 2017, 2018, 2020

### Most Punt Return Touchdowns, Game

1 30 times; Last at Miami Dec. 13, 2020

### Most Punt Return Touchdowns, Both Teams, Game

\*2 Kansas City (1) at Buffalo (1) Sept. 11, 1966  
\*NFL RECORD

## KICKOFF RETURNS

### Most Kickoff Returns, Season

80 2008  
77 2009  
75 2004  
70 1987, 2000  
68 2005

### Fewest Kickoff Returns, Season

25 2020  
30 2021  
31 1973  
34 1982 (9 games)  
35 2015

### Most Kickoff Returns, Game

11	vs. Buffalo	Nov. 23, 2008
10	vs. Oakland	Nov. 2, 1967
10	vs. Seattle	Sept. 20, 1987
9	vs. Pittsburgh	Nov. 10, 1985

## KICKOFF RETURN YARDS

### Most Kickoff Return Yards, Season

1,820 2004  
1,716 2008  
1,666 2009  
1,591 2005  
1,577 2003

### Fewest Kickoff Return Yards, Season

646 2020  
692 2022  
702 2021  
722 1992  
723 1982 (9 games)

### Most Kickoff Return Yards, Game

251	at Miami	Dec. 12, 1994
245	at San Diego	Oct. 15, 1967
236	vs. Pittsburgh	Nov. 10, 1985

### Highest Kickoff Return Average, Season

\*29.91 2013 (44-1,316)  
27.64 1961 (53-1,465)  
26.59 1969 (41-1,090)  
25.84 2020 (25-646)  
25.81 1962 (37-955)  
\*NFL RECORD

### Lowest Kickoff Return Average, Season

16.52 1988 (56-925)  
17.04 1990 (46-784)

# REGULAR TEAM

17.20 1983 (54-929)

## KICKOFF RETURN TOUCHDOWNS

### Most Kickoff Return Touchdowns, Season

2 1987, 1995, 2003, 2004, 2013  
 1 1961, 1963, 1967, 1969, 1986, 1994, 1996, 1997, 2002, 2005, 2009, 2014, 2016, 2019, 2020

### Most Kickoff Return Touchdowns, Game

1 25 times; Last at Denver Oct. 25, 2020

## FUMBLES

### Most Fumbles, Season

42 1980

### Fewest Fumbles, Season

7 2002  
 13 1982 (9 games), 2003  
 14 2017  
 15 2010  
 16 2015

### Most Fumbles, Game

\*10 vs. Houston Oct. 12, 1969  
 \*NFL RECORD

### Most Fumbles, Both Teams, Game

\*14 Kansas City (10) vs. Houston (4) Oct. 12, 1969  
 \*NFL RECORD

### Most Fumbles Lost, Season

24 1981, 1987  
 21 1965, 1977

### Fewest Fumbles Lost, Season

\*2 2002  
 3 2017  
 4 1982 (9 games)  
 6 2003, 2010, 2018  
 8 1967, 1991, 2008, 2015  
 \*NFL RECORD

### Most Fumbles Lost, Game

6 vs. Houston Oct. 12, 1969

### Most Turnovers, Season

47 1977  
 46 1981  
 41 1965, 1987, 1989  
 40 1964

### Fewest Turnovers, Season

11 2017  
 12 1982 (9 games)  
 14 2010  
 15 2002, 2015, 2019  
 16 2020  
 17 2014, 2016

### Most Turnovers, Game

9 vs. Buffalo Oct. 17, 1965  
 9 vs. Pittsburgh Oct. 13, 1974  
 8 vs. San Diego Sept. 20, 1981

### Most Turnovers, Both Teams, Game

16 Kansas City (7) vs. Houston (9) Oct. 12, 1969

## PENALTIES

### Fewest Penalties, Season

43 1982 (9 games)  
 52 1963  
 56 1964

61 1966

### Most Penalties, Season

\*158 1998  
 137 2018  
 127 1994  
 126 1999  
 122 1993, 1996  
 \*NFL RECORD

### Fewest Penalties, Game

\*0 vs. Buffalo Oct. 2, 1966  
 0 vs. Oakland Dec. 8, 1974  
 0 vs. Oakland Dec. 1, 2019  
 0 vs. Jacksonville Nov. 13, 2022  
 1 26 times; Last at Denver Oct. 25, 2020  
 \*NFL RECORD

### Most Penalties, Game

17 at Seattle Nov. 8, 1998  
 15 vs. San Diego Sept. 20, 1998  
 15 at New England Sept. 7, 2017  
 14 at Atlanta Sept. 18, 1994  
 14 at Denver Oct. 17, 1994

### Fewest Penalties, Both Teams, Game

1 Kansas City (0) vs. Buffalo (1) Oct. 2, 1966

### Most Penalties, Both Teams, Game

30 Kansas City (17) at Seattle (13) Nov. 8, 1998  
 27 Kansas City (12) at Oakland (15) Nov. 7, 2010  
 26 Kansas City (7) vs. San Diego (19) Oct. 16, 1997  
 26 Kansas City (11) vs. Oakland (15) Dec. 24, 2011  
 25 Kansas City (11) vs. Denver (14) Sept. 20, 1993  
 24 Kansas City (13) at L.A. Raiders (11) Oct. 9, 1983  
 24 Kansas City (12) vs. L.A. Raiders (12) Sept. 16, 1984  
 24 Kansas City (10) vs. L.A. Raiders (14) Dec. 13, 1987  
 24 Kansas City (14) at Atlanta (10) Sept. 18, 1994  
 24 Kansas City (14) at Denver (10) Oct. 17, 1994  
 24 Kansas City (15) vs. San Diego (9) Sept. 20, 1998  
 24 Kansas City (10) at Oakland (14) Oct. 23, 2011  
 24 Kansas City (9) at Denver (15) Nov. 27, 2016  
 24 Kansas City (12) at Pittsburgh (12) Sept. 16, 2018

## YARDS PENALIZED

### Fewest Yards Penalized, Season

371 1982 (9 games)  
 515 1974  
 577 2006  
 602 2001  
 604 1964

### Most Yards Penalized, Season

1,304 1998  
 1,152 2018

### Fewest Yards Penalized, Game

0 vs. Buffalo Oct. 2, 1966  
 0 vs. Oakland Dec. 8, 1974  
 0 vs. Oakland Dec. 1, 2019  
 0 vs. Jacksonville Nov. 13, 2022  
 1 vs. San Diego Dec. 22, 2002  
 3 vs. Buffalo Sept. 11, 2011  
 5 13 times; Last vs. Houston Sept. 10, 2020

### Most Yards Penalized, Game

154 vs. Oakland Nov. 1, 1970  
 152 at Seattle Nov. 8, 1998  
 141 at San Diego Oct. 25, 1987

### Fewest Yards Penalized, Both Teams, Game

10 Kansas City (10) vs. Boston (0) Nov. 17, 1968  
 10 Kansas City (0) vs. Oakland (10) Dec. 8, 1974  
 10 Kansas City (5) at Denver (5) Dec. 7, 2008

### Most Yards Penalized, Both Teams, Game

259 KC (141) at San Diego (118) Oct. 25, 1987  
 258 KC (126) vs. L.A. Raiders (132) Sept. 16, 1984

# REGULAR TEAM DEFENSIVE

## SCORING

### POINTS

#### Fewest Points Allowed, Season

170	1968
177	1969
184	1982 (9 games)
192	1973
208	1971

#### Lowest Scoring Average, Season

12.1	1968 (170 in 14 games)
12.6	1969 (177 in 14 games)
13.7	1973 (192 in 14 games)
14.5	1997 (232 in 16 games)
14.9	1971 (208 in 14 games)

#### Most Points Allowed, Season

440	2008
435	2004
425	2012
424	2009

#### Highest Scoring Average, Season

27.5	2008 (440 in 16 games)
27.2	2004 (435 in 16 games)
26.9	1976 (376 in 14 games)
26.6	2012 (425 in 16 games)
26.5	2009 (424 in 16 games)

#### Most Points Allowed, Game

54	vs. Buffalo	Nov. 23, 2008
54	at L.A. Rams	Nov. 19, 2018
51	at Seattle	Nov. 27, 1983 (OT)
50	at Buffalo	Oct. 3, 1976
49	at Oakland	Nov. 5, 2000
49	at Denver	Nov. 14, 2010

#### Most First-Half Points Allowed, Game

35	at San Diego	Oct. 25, 1987
35	at Denver	Nov. 14, 2010
34	vs. Seattle	Dec. 11, 1977
31	Seven times, last at Pittsburgh	Oct. 15, 2006

#### Fewest First-Half Points Allowed, Season

74	1969
95	1982 (9 games)
97	1965
101	1973
103	1968

#### Most First-Quarter Points Allowed, Season

101	1998
95	1976, 2012
93	2009
92	1997
88	1987

#### Fewest First-Quarter Points Allowed, Season

29	1963, 1969
30	1973
32	1970
33	1965, 1966
37	1984

#### Most First-Quarter Points Allowed, Game

31	at Buffalo	Sept. 13, 1962
22	at Pittsburgh	Oct. 2, 2016
21	at Denver	Nov. 16, 1986
21	at Denver	Nov. 14, 2010
17	vs. Oakland	Nov. 23, 1967
17	at Denver	Oct. 27, 1996
17	vs. Pittsburgh	Sept. 14, 2003
17	at Denver	Sept. 26, 2005
17	vs. San Diego	Sept. 30, 2012

#### Most Second-Quarter Points Allowed, Season

152	2004
141	2008
135	1985, 2021
133	1999
132	2022

#### Fewest Second-Quarter Points Allowed, Season

45	1969
55	1979, 1982 (9 games)
57	1968, 1992
59	1995
64	1965

#### Most Second-Quarter Points Allowed, Game

28	vs. San Diego	Nov. 15, 1964
28	vs. Oakland	Oct. 16, 1966
28	at Baltimore	Dec. 21, 1980
28	at Seattle	Nov. 4, 1984
28	at Seattle	Sept. 11, 1988
24	at Oakland	Nov. 3, 1968

#### Most Third-Quarter Points Allowed, Season

106	2008, 2012
103	2001
100	2009
98	1975, 2018
95	2011

#### Fewest Third-Quarter Points Allowed, Season

22	1971
28	2020
29	1995
31	1982 (9 games)
34	1974
35	1973

#### Most Third-Quarter Points Allowed, Game

28	at Houston	Oct. 24, 1965
22	at Boston	Nov. 18, 1960
21	Nine times; Last at Baltimore	Sept. 13, 2009

#### Most Fourth-Quarter Points Allowed, Season

147	2020
139	1961
136	2018
130	1983, 2002
129	2004

#### Fewest Fourth-Quarter Points Allowed, Season

27	1968
44	1997
54	2013
56	1973
57	1960, 1962, 1981

#### Most Fourth-Quarter Points Allowed, Game

24	at New Orleans	Sept. 8, 1985
22	vs. Denver	Nov. 1, 1964
21	13 times; Last at Houston	Oct. 8, 2017

#### Most Second-Half Points Allowed, Game

38	at Houston	Oct. 24, 1965
37	at Seattle*	Nov. 27, 1983
35	vs. San Diego	Oct. 20, 1963
35	vs. Pittsburgh	Nov. 7, 1976
31	at Miami	Sept. 22, 1985
31	at Miami	Dec. 12, 1994
31	vs. San Diego	Nov. 24, 2013
31	at L.A. Rams	Nov. 19, 2018

\*Includes three in OT

#### Fewest Second-Half Points Allowed, Season

67	1968
89	1982 (9 games)
91	1973, 1997
96	1971
101	1972

## TOUCHDOWNS

#### Fewest Touchdowns Allowed, Season

18	1968
19	1969
21	1971

#### Most Touchdowns Allowed, Season

53	2004
51	1976, 2018
49	2008
48	2009
47	2012

#### Most Touchdowns Allowed, Game

7	at Los Angeles Rams	Nov. 19, 2018
7	at Buffalo	Oct. 3, 1976
7	at Oakland	Nov. 5, 2000
7	at Denver	Nov. 14, 2010
6	16 times; Last at Pittsburgh	Oct. 2, 2016

## NOTABLE GAMES

#### Most Shutouts, Season

3	1960
2	1967, 1969

# REGULAR TEAM DEFENSIVE

## Most Consecutive Shutouts

2 1960 Dec. 4-11, 1960

## Most Games Allowed 10 Points or Less, Season

9 1968  
7 1969  
6 1973, 1979, 1990, 1995

## Most Consecutive Games Allowed 10 Points or Less

5 1968  
3 1960, 1968, 1995, 1997, 2021

## Largest Opponent Comeback Victories

	Opponent	Deficit	Final	Date
21	vs. Tampa Bay	24-3	27-30 (OT)	Nov. 2, 2008
18	vs. Philadelphia	24-6	31-37	Oct. 2, 2005
18	vs. San Diego	21-3	21-22	Dec. 14, 2008
17	at Houston	17-0	36-38	Oct. 24, 1965
17	vs. L.A. Raiders	17-0	17-24	Oct. 5, 1986
17	at Chicago	17-0	27-28	Nov. 13, 1977
17	at San Diego	34-17	37-38	Nov. 22, 1998
17	vs. Oakland	17-0	38-41 (OT)	Jan. 2, 2000

## FIRST DOWNS

### Fewest First Downs Allowed, Season

170 1982 (9 games)  
181 1969  
200 1965  
204 1964

### Most First Downs Allowed, Season

419 2018  
367 2002  
363 2021  
353 2020  
352 2017

### Fewest First Downs Allowed, Game

5 vs. Oakland Dec. 7, 1997  
6 at Boston Sept. 21, 1969  
6 vs. Boston Oct. 11, 1970  
6 at Chicago Dec. 29, 1990  
7 10 times; Last at Washington Oct. 18, 2009

### Most First Downs Allowed, Game

35 vs. San Diego Oct. 19, 1986  
35 vs. Houston Oct. 13, 2019  
34 at Denver Nov. 18, 1974  
34 at Cleveland Oct. 30, 1977

## FIRST DOWNS RUSHING

### Fewest Rushing First Downs Allowed, Season

52 1968  
53 1969  
67 1965

### Most Rushing First Downs Allowed, Season

169 1977  
162 1988  
149 1975

### Fewest Rushing First Downs Allowed, Game

\*0 vs. Houston Dec. 4, 1960  
0 vs. Buffalo Dec. 3, 1967  
0 at Denver Oct. 3, 1971  
0 at Oakland Dec. 3, 1995  
0 vs. Oakland Dec. 7, 1997  
0 vs. St. Louis Dec. 8, 2002  
0 vs. N.Y. Jets Sept. 11, 2005  
1 21 times; Last at Jacksonville Sept. 17, 2023  
\*NFL RECORD

### Most Rushing First Downs Allowed, Game

21 vs. Pittsburgh Nov. 7, 1976  
20 at Oakland Dec. 28, 2002  
19 at Cleveland Oct. 30, 1977

## FIRST DOWNS PASSING

### Fewest Passing First Downs Allowed, Season

92 1982 (9 games)  
95 1973  
111 1969, 1970

## Most Passing First Downs Allowed, Season

247 2018  
227 2002  
209 2016, 2021  
207 2022  
204 2017

## Fewest Passing First Downs Allowed, Game

\*0 at Houston Oct. 9, 1988  
0 vs. San Diego Sept. 20, 1998  
2 8 times; Last at Denver Jan. 1, 2012  
\*NFL RECORD

## Most Passing First Downs Allowed, Game

25 at Denver Nov. 18, 1974  
25 at Denver Nov. 14, 2010  
25 at Pittsburgh Sept. 16, 2018  
23 at Oakland Oct. 19, 2017  
23 at L.A. Chargers Sept. 9, 2018  
23 at Tampa Bay Oct. 2, 2022

## FIRST DOWNS BY PENALTY

### Fewest Penalty First Downs Allowed, Season

9 1982 (9 games)  
11 1964  
13 1980

### Most Penalty First Downs Allowed, Season

56 1998  
43 2018  
40 2004  
39 2019  
38 2020  
36 1993, 2017

### Most Penalty First Downs Allowed, Game

7 2 times; Last N.Y. Jets Dec. 11, 2011  
6 13 times; Last at Cincinnati Jan. 2, 2022

## NET YARDS ALLOWED PASSING AND RUSHING

### Fewest Yards Allowed, Season

2,733 1982 (9 games)  
3,163 1969  
3,575 1973  
3,667 1970  
3,749 1965

### Most Yards Allowed, Season

6,488 2018  
6,291 2008  
6,272 2021  
6,248 2002  
6,211 2009

### Fewest Yards Allowed, Game

89 vs. Seattle Dec. 24, 1995  
91 vs. Houston Oct. 12, 1969  
93 vs. Oakland Dec. 7, 1997  
100 at Boston Sept. 21, 1969  
105 vs. Boston Dec. 14, 1963  
105 vs. Boston Oct. 11, 1970

### Most Yards Allowed, Game

563 vs. Houston Dec. 16, 1990  
542 at N.Y. Jets Oct. 2, 1988 (OT)  
542 at Tennessee Dec. 13, 2004  
541 at L.A. Chargers Sept. 9, 2018  
539 at Oakland Nov. 3, 1968  
539 vs. Oakland Oct. 3, 1977

## PLAYS

### Fewest Plays Allowed, Season

556 1982 (9 games)  
808 1969  
813 1971

### Most Plays Allowed, Season

1,159 1984  
1,126 1985  
1,109 2018  
1,102 1981

# REGULAR TEAM DEFENSIVE

## Fewest Plays Allowed, Game

39	vs. Houston	Oct. 22, 1967
39	vs. Oakland	Dec. 7, 1997
40	vs. Cincinnati	Oct. 13, 1968
40	at Boston	Sept. 21, 1969

## Most Plays Allowed, Game

97	at N.Y. Jets	Oct. 2, 1988 (OT)
95	vs. San Diego	Oct. 19, 1986
91	vs. Chicago	Nov. 8, 1981

## RUSHING

### RUSHING ATTEMPTS

#### Fewest Rushing Attempts Allowed, Season

279	1982 (9 games)
316	1969
343	1967

#### Most Rushing Attempts Allowed, Season

634	1977
609	1988
601	1978

#### Fewest Rushing Attempts Allowed, Game

6	at Tampa Bay	Oct. 2, 2022
9	at Oakland	Dec. 5, 2004
11	at New Orleans	Sept. 4, 1994
11	at Oakland	Dec. 3, 1995
11	vs. Oakland	Dec. 10, 2017
12	at N.Y. Jets	Nov. 27, 1966
12	at Seattle	Nov. 28, 2010
12	vs. Las Vegas	Dec. 12, 2021

#### Most Rushing Attempts Allowed, Game

65	at Buffalo	Oct. 29, 1973
62	at Tampa Bay	Dec. 16, 1979
61	at Oakland	Dec. 8, 1973
61	vs. Chicago	Nov. 8, 1981

### RUSHING YARDS

#### Fewest Rushing Yards Allowed, Season

980	1960
1,066	1982 (9 games)
1,091	1969

#### Fewest Rushing Yards Per Game Allowed, Season

70.0	1960 (980 in 14 games)
77.9	1969 (1,091 in 14 games)
82.9	1995 (1,327 in 16 games)

#### Most Rushing Yards Allowed, Season

2,971	1977
2,861	1976
2,712	1975

#### Most Rushing Yards Per Game Allowed, Season

211.8	1977 (2,971 in 14 games)
204.4	1976 (2,861 in 14 games)
193.7	1975 (2,712 in 14 games)

#### Fewest Rushing Yards Allowed, Game

3	at San Diego	Nov. 19, 1961
3	at Tampa Bay	Oct. 2, 2022
8	at Oakland	Dec. 3, 1995
12	Tampa Bay	Sept. 13, 1981
14	at Tampa Bay	Oct. 31, 1976

#### Most Rushing Yards Allowed, Game

351	vs. Cleveland	Dec. 20, 2009
332	vs. Tennessee	Oct. 19, 2008
330	vs. Pittsburgh	Nov. 7, 1976
322	at Cleveland	Oct. 30, 1977
300	vs. Oakland	Sept. 14, 2008

#### Fewest Individual 100-Yard Games Allowed, Season

0	1960, 1969, 1971, 1981, 1995
---	------------------------------

#### Most Individual 100-Yard Games Allowed, Season

9	2003
8	1976, 1977, 2007

### RUSHING TOUCHDOWNS

#### Fewest Rushing Touchdowns Allowed, Season

4	1968
---	------

5	2016
6	1969, 1971
7	1982 (9 games), 1995, 2013, 2015

#### Most Rushing Touchdowns Allowed, Season

25	2008
24	1975, 1976
23	1977, 1988

#### Most Rushing Touchdowns Allowed, Game

5	vs. Pittsburgh	Nov. 7, 1976
5	at Denver	Dec. 7, 2003
4	8 times; Last vs Cleveland	Sept. 12, 2021

## PASSING

### ATTEMPTS

#### Fewest Pass Attempts Allowed, Season

262	1982 (9 games)
324	1973
325	1975
333	1977

#### Most Pass Attempts Allowed, Season

632	2018
619	2022
616	2002
610	2021
607	2015

#### Fewest Pass Attempts Allowed, Game

8	vs. Denver	Nov. 13, 2011
9	at N.Y. Jets	Nov. 7, 1971
9	vs. Oakland	Dec. 8, 1974
10	vs. L.A. Raiders	Sept. 16, 1973
10	at San Diego	Dec. 18, 1988

#### Most Pass Attempts Allowed, Game

65	vs. San Diego	Oct. 19, 1986
61	vs. Seattle	Sept. 29, 1985
61	vs. Jacksonville	Oct. 7, 2018
60	at Oakland	Oct. 5, 1980
60	at Pittsburgh	Sept. 16, 2018

### COMPLETIONS

#### Fewest Pass Completions Allowed, Season

155	1982 (9 games)
157	1973
175	1977
186	1972, 1975
195	1970

#### Most Pass Completions Allowed, Season

408	2022
406	2018
403	2002
401	2021
352	2019

#### Fewest Pass Completions Allowed, Game

1	vs. San Diego	Sept. 20, 1998
2	vs. Denver	Nov. 13, 2011
3	vs. Houston	Oct. 22, 1967
3	at N.Y. Jets	Nov. 7, 1971
3	vs. Oakland	Dec. 8, 1974
4	at San Diego	Nov. 2, 1986
4	at Houston	Oct. 9, 1988

#### Most Pass Completions Allowed, Game

39	at New England	Sept. 22, 2002
39	at Pittsburgh	Sept. 16, 2018
39	at Tampa Bay	Oct. 2, 2022
37	vs. San Diego	Dec. 22, 1985
37	vs. San Diego	Oct. 19, 1986
37	vs. New Orleans	Oct. 23, 2016
35	vs. Oakland	Oct. 27, 2002

### PASSING YARDS

#### Fewest Net Passing Yards Allowed, Season

1,619	1973
1,667	1982 (9 games)
1,942	1973
2,010	1970

#### Most Net Passing Yards Allowed, Season

# REGULAR TEAM DEFENSIVE

4,374 2018  
4,273 2021  
4,203 2004  
4,181 2002  
3,962 2013

## Fewest Net Passing Yards Allowed, Game

-19 vs. San Diego Sept. 20, 1998  
9 vs. N.Y. Jets Nov. 7, 1971  
12 vs. Oakland Dec. 8, 1974

## Most Net Passing Yards Allowed, Game

505 vs. Houston Dec. 16, 1990  
472 vs. Indianapolis Oct. 31, 2004  
469 at Oakland Nov. 3, 1968

## Fewest Individual 300-Yard Games Allowed, Season

0 1962, 1970, 1971, 1972, 1973, 1974, 1977, 1978, 1988, 2000

## Most Individual 300-Yard Games Allowed, Season

8 2002

## PASSING TOUCHDOWNS

### Fewest Passing Touchdowns Allowed, Season

10 1969  
11 1971, 1973  
12 1982 (9 games), 1988

### Most Passing Touchdowns Allowed, Season

33 2022  
32 2004  
30 2018  
29 2012, 2020  
27 2002, 2021

### Most Passing Touchdowns Allowed, Game

5 at Houston Oct. 24, 1965  
5 vs. Indianapolis Oct. 31, 2004  
5 at Denver Nov. 14, 2010  
5 vs. Denver Dec. 1, 2013  
5 at Green Bay Sept. 28, 2015  
5 at Pittsburgh Oct. 2, 2016  
5 at Houston Oct. 8, 2017  
4 20 times; Last at Denver Dec. 11, 2022

## SACKS

### Most Seasons Leading League

4 1960, 1965, 1969, 1990

### Most Sacks, Season

60.0 1990  
55.0 2022  
54.0 1997  
52.0 2018  
51.0 2000

### Fewest Sacks, Season

\*10.0 2008  
15.0 1982 (9 games)  
22.0 1976, 2009  
23.0 1988  
\*NFL RECORD

### Most Sacks, Game

11.0 vs. Cleveland Sept. 30, 1984  
10.0 vs. Oakland Sept. 6, 1998  
9.0 at Buffalo Nov. 2, 1969  
9.0 vs. Seattle Nov. 11, 1990  
9.0 vs. Oakland Oct. 13, 2013  
9.0 at Denver Oct. 17, 2019

### Most Opponents Yards Lost Attempting to Pass, Season

439 1968

### Fewest Opponents Yards Lost Attempting to Pass, Season

62 2008  
120 1982 (9 games)  
137 2009

## INTERCEPTIONS BY

### Most Consecutive Seasons Leading League

5 1966-70

### Most Passes Intercepted By, Season

37 1968  
33 1966  
32 1960, 1962, 1969

### Fewest Passes Intercepted By, Season

7 2012  
11 1987, 2022  
12 1982 (9 games), 1994

### Most Passes Intercepted By, Game

7 at San Diego Dec. 8, 1968  
6 8 times; Last vs. New York Jets Sept. 25, 2016

### Most Consecutive Games, One or More Interceptions By

23 1967-69  
18 1966-67  
16 1982-83

## INTERCEPTION RETURNS

### Most Yards Returning Interceptions, Season

596 1969  
578 1967  
567 1986

### Fewest Yards Returning Interceptions, Season

119 2012  
124 2006  
140 1987  
141 2019

### Most Yards Returning Interceptions, Game

188 vs. N.Y. Titans Dec. 17, 1961  
162 at Oakland Dec. 6, 2015  
142 vs. L.A. Raiders Oct. 28, 1991  
136 vs. Seattle Dec. 11, 1977

### Most Touchdowns Returning Interceptions, Season

6 1992  
5 1972, 1974, 1999, 2013  
4 1960, 1967, 1986, 1997, 2015, 2016

### Most Touchdowns Returning Interceptions, Game

2 vs. N.Y. Titans Dec. 17, 1961  
2 at Denver Oct. 1, 1972  
2 at Denver Dec. 19, 1982  
2 vs. San Diego Oct. 19, 1986  
2 vs. Denver Dec. 27, 1992  
2 at Baltimore Oct. 21, 1999  
2 at Denver Jan. 3, 2010  
2 at Oakland Oct. 23, 2011

### Most Touchdowns Returning Interceptions, Both Teams, Game

\*4 Kansas City (0) at Seattle (4) Nov. 4, 1984  
3 Kansas City (2) vs. San Diego (1) Oct. 19, 1986  
\*NFL RECORD

## OPPONENTS INTERCEPTIONS

### Most Yards, Interception Returns Opponents, Season

688 1984

### Most Yards Interception Returns, Opponent, Game

\*325 at Seattle Nov. 4, 1984  
\*NFL RECORD

### Most Touchdowns Returning Interceptions Opponents, Season

7 1984

### Most Touchdowns Returning Interceptions Opponent, Game

\*4 at Seattle Nov. 4, 1984  
\*NFL RECORD

## PUNTING

### Most Opponents Punts, Season

102 1995  
98 1999  
94 1969

### Fewest Opponents Punts, Season

38 1982 (9 games)  
50 2008

# REGULAR TEAM DEFENSIVE

52 2018, 2021  
55 1962

## Lowest Opponents Average Distance, Season

37.0 1986, 1990  
38.6 1982 (9 games)  
38.9 1981

## Highest Opponents Average Distance, Season

48.1 2021  
47.6 2011  
47.6 2022  
46.8 2012  
46.6 2013

## Most Opponents Punts Blocked, Season

6 1990  
4 1986  
3 1963, 1982  
2 1966, 1979, 1980, 1989, 1997, 2001, 2002, 2006

## Most Opponents Punts Blocked, Game

3 vs. Denver Dec. 8, 1963  
2 at Seattle Sept. 30, 1979  
2 vs. Cleveland Sept. 30, 1990

## PUNT RETURNS

### Fewest Opponents Punt Returns, Season

15 2020  
17 2018, 2021  
19 2019  
20 1961  
22 1982, 2022

### Most Opponents Punt Returns, Season

60 1984  
55 1974, 1976  
54 1983

### Most Opponents Punt Returns, Game

9 at Cincinnati Nov. 24, 1974

### Fewest Punt Return Yards Allowed, Season

84 2021  
89 2019  
97 2018  
119 2020  
157 1960, 2016

### Most Punt Return Yards Allowed, Season

702 1977  
634 1974  
572 1986

### Most Punt Return Yards Allowed, Game

170 at San Diego Sept. 26, 1965

### Lowest Punt Return Average Allowed, Season

4.68 2019 (19-89)  
4.94 2021 (17-84)  
5.23 2016 (30-157)  
5.71 2018 (17-97)  
5.81 1960 (27-157)

### Highest Punt Returns Average Allowed, Season

15.36 1982 (22-338) (9 games)  
14.93 1965 (29-433)  
14.04 1977 (50-702)

### Most Punt Returns Touchdowns Allowed, Season

2 1982, 1990, 2004, 2012

## KICKOFF RETURNS

### Fewest Opponents Kickoff Returns, Season

25 2011, 2017  
27 2012  
33 2022  
34 2021  
35 2016

### Most Opponents Kickoff Returns, Season

88 2002  
87 2003  
85 2004

84 1966

### Fewest Kickoff Return Yards Allowed, Season

486 2017  
549 2020  
605 2011  
658 2021  
690 2012

### Most Kickoff Return Yards Allowed, Season

2,053 2005  
2,045 1966  
2,043 2003  
1,908 2004  
1,880 2002

### Most Kickoff Return Yards Allowed, Game

289 at Denver Sept. 7, 1963  
278 vs. Cleveland Dec. 20, 2009

### Lowest Kickoff Return Average Allowed, Season

17.17 1990 (81-1,391)  
18.00 1986 (71-1,278)  
18.57 2017 (23-427)  
18.80 1992 (64-1,203)

### Highest Kickoff Return Average Allowed, Season

25.78 1973 (40-1,031)  
25.56 2012 (27-690)  
25.37 1974 (54-1,370)

### Most Kickoff Return Touchdowns Allowed, Season

2 1988  
2 1989  
2 2009

## BLOCKED FIELD GOALS

### Most Blocked Field Goals, Season

6 1960  
5 1966  
4 1962, 1965, 1973  
3 1963, 1967, 1996  
2 1982 (9 games), 1986, 1992, 1993, 2003

### Most Blocked Field Goals, Game

3 at San Diego Oct. 15, 1967  
2 vs. Buffalo Dec. 18, 1960  
2 at Oakland Nov. 3, 1963  
2 at Oakland Sept. 18, 1966  
2 at San Diego Oct. 15, 1967  
2 at Green Bay Oct. 4, 1973  
2 at San Diego Oct. 17, 1993  
2 at San Diego Nov. 30, 2003

## FUMBLES

### Fewest Opponents Fumbles, Season

16 1971, 2020, 2022  
18 1984, 2011  
19 2000, 2012, 2015, 2017

### Fewest Opponents Fumbles Recovered, Season

# REGULAR TEAM DEFENSIVE

6 2011, 2012, 2020  
7 1971, 2015, 2019  
8 1966, 2004, 2007  
9 2010, 2022  
10 1982 (9 games), 1996, 2017

## Most Opponents Fumbles, Season

42 1981  
40 1975  
39 1977

## Most Opponents Fumbles Recovered, Season

26 1994  
25 1990  
23 1977

## TURNOVERS

## Fewest Opponents Turnovers, Season

13 2012  
20 2022  
21 2004  
22 1982 (9 games), 2007, 2020  
23 2010, 2019

## Most Opponents Turnovers, Season

51 1983  
49 1962, 1968, 1986

## Most Opponents Turnovers, Game

9 vs. Houston Oct. 28, 1962  
9 vs. Houston Oct. 12, 1969  
9 vs. St. Louis Oct. 2, 1983

## Best Turnover Ratio, Season

26 1990 (45 takes/19 gives)  
22 1968 (49 takes/27 gives)  
21 1999 (45 takes/21 gives)  
18 1962 (49 takes/31 gives)  
18 1992 (39 takes/21 gives)  
18 2013 (36 takes/18 gives)

## Worst Turnover Ratio, Season

-24 2012 (13 takes/37 gives)  
-13 1987 (28 takes/41 gives)  
-11 2007 (22 takes/33 gives)  
-8 1965 (33 takes/41 gives)  
-8 1989 (33 takes/41 gives)



# REGULAR OPPONENT INDIVIDUAL

## SINGLE GAME

### PASSING

#### Pass Attempts (All 50+)

61	Blake Bortles, Jacksonville	Oct. 7, 2018
60	Ben Roethlisberger, Pittsburgh	Sept. 16, 2018
58	Mark Hermann, San Diego	Dec. 22, 1985
56	Kyle Orton, Denver	Jan. 3, 2010
55	Rich Gannon, Oakland	Oct. 27, 2002
54	Steve DeBerg, Tampa Bay	Oct. 28, 1984
54	Tom Brady, New England	Sept. 22, 2002
52	Jim Plunkett, Oakland	Oct. 5, 1980
52	Derek Carr, Oakland	Oct. 19, 2017
52	Philip Rivers, L.A. Chargers	Nov. 18, 2019
52	Tom Brady, Tampa Bay	Oct. 2, 2022
51	Philip Rivers, L.A. Chargers	Sept. 9, 2018
50	Brian Griese, Denver	Oct. 20, 2002

#### Pass Completions (All 30+)

39	Tom Brady, New England	Sept. 22, 2002
39	Ben Roethlisberger, Pittsburgh	Sept. 16, 2018
39	Tom Brady, Tampa Bay	Oct. 2, 2022
37	Mark Hermann, San Diego	Dec. 22, 1985
37	Drew Brees, New Orleans	Oct. 23, 2016
35	Rich Gannon, Oakland	Oct. 27, 2002
34	Jim Plunkett, Oakland	Sept. 12, 1985
34	Philip Rivers, San Diego	Dec. 14, 2008
34	Philip Rivers, L.A. Chargers	Sept. 9, 2018
33	Drew Bledsoe, New England	Dec. 4, 2000
33	Donovan McNabb, Philadelphia	Oct. 2, 2005
33	Blake Bortles, Jacksonville	Oct. 7, 2018
33	Derek Carr, Las Vegas	Dec. 12, 2021
33	Justin Herbert, Los Angeles Chargers	Sept. 15, 2022
32	Jay Cutler, Denver	Dec. 7, 2008
32	Ben Roethlisberger, Pittsburgh	Nov. 22, 2009
32	Kyle Orton, Denver	Jan. 3, 2010
32	Jalen Hurts, Philadelphia	Oct. 3, 2021
31	Jim Zorn, Seattle	Sept. 27, 1981
31	Rich Gannon, Oakland	Sept. 9, 2001
31	Marc Bulger, St. Louis	Nov. 5, 2006
31	Jeff Garcia, Tampa Bay	Nov. 2, 2008
31	Derek Carr, Oakland	Dec. 6, 2015
31	Jared Goff, L.A. Rams	Nov. 19, 2018
31	Philip Rivers, L.A. Chargers	Dec. 29, 2019
30	Dan Fouts, San Diego	Oct. 14, 1984
30	Tony Romo, Dallas	Sept. 15, 2013
30	Deshaun Watson, Houston	Oct. 13, 2019
30	Joe Burrow, Cincinnati	Jan. 2, 2022

#### Passing Yards (All 400+)

527	Warren Moon, Houston	Dec. 16, 1990
472	Peyton Manning, Indianapolis	Oct. 31, 2004
452	Ben Roethlisberger, Pittsburgh	Sept. 16, 2018
446	Joe Burrow, Cincinnati	Jan. 2, 2022
445	Charley Johnson, Denver	Nov. 18, 1974
431	Kyle Orton, Denver	Jan. 3, 2010
430	Blake Bortles, Jacksonville	Oct. 7, 2018
426	Billy Volek, Tennessee	Dec. 13, 2004
424	Philip Rivers, L.A. Chargers	Sept. 9, 2018
417	Derek Carr, Oakland	Oct. 19, 2017
413	Pete Beathard, Houston	Sept. 9, 1968
413	Jared Goff, L.A. Rams	Nov. 19, 2018
410	Tom Brady, New England	Sept. 22, 2002
403	Peyton Manning, Denver	Dec. 1, 2013
400	John Elway, Denver	Dec. 6, 1998

#### Touchdown Passes

5	George Blanda, Houston	Oct. 24, 1965
5	Peyton Manning, Indianapolis	Oct. 31, 2004
5	Peyton Manning, Denver	Dec. 1, 2013
5	Aaron Rodgers, Green Bay	Sept. 28, 2015
5	Ben Roethlisberger, Pittsburgh	Oct. 2, 2016
5	Deshaun Watson, Houston	Oct. 8, 2017

#### Interceptions Thrown

6	John Hadl, San Diego	Dec. 8, 1968
6	Ryan Fitzpatrick, N.Y. Jets	Sept. 25, 2016
5	George Blanda, Houston	Oct. 28, 1962
5	John Hadl, San Diego	Dec. 16, 1962
5	Babe Parilli, Boston	Dec. 14, 1963
5	George Blanda, Houston	Oct. 4, 1964
5	Pete Beathard, Houston	Oct. 12, 1969
5	Marty Domres, San Diego	Nov. 9, 1969
5	Alan Pastrana, Denver	Dec. 6, 1970
5	James Harris, San Diego	Nov. 26, 1978
5	Jim Plunkett, Oakland	Oct. 5, 1980
5	Jim Zorn, Seattle	Nov. 9, 1980
5	Dave Krieg, Seattle	Dec. 9, 1984
5	John Elway, Denver	Dec. 14, 1985

#### Long Pass (All 80+)

90	N. Johnson to R. Upchurch, Denver	Sept. 21, 1975
----	-----------------------------------	----------------

89	J. Kemp to E. Dubenion, Buffalo	Oct. 13, 1963
87	S. McNair to M. Clayton, Baltimore	Dec. 10, 2006
87	M. Hasselbeck to B. Obomanu, SEA	Nov. 28, 2010
82	J. Lee to A. Denson, Denver	Nov. 1, 1964
82	D. Lamonica to F. Biletnikoff, Oakland	Nov. 3, 1968
82	B. Griese to S. Sharpe, Denver	Oct. 20, 2002
80	J. Lee to B. Groman	Oct. 22, 1961
80	S. Wyche to B. Trumpy	Sept. 28, 1969

### RECEIVING

#### Pass Receptions

16	Troy Brown, New England	Sept. 22, 2002
14	Kellen Winslow, San Diego	Dec. 11, 1983
14	Jabar Gaffney, Denver	Jan. 3, 2010
13	Joe Washington, Baltimore	Sept. 2, 1979
13	Terrance Mathis, Atlanta	Sept. 18, 1994
13	Tim Brown, Oakland	Oct. 27, 2002
13	Steven Jackson, St. Louis	Nov. 5, 2006
13	Hunter Renfrow, Las Vegas	Dec. 12, 2021

#### Receiving Yards (All 200+)

266	Ja'Marr Chase, Cincinnati	Jan. 2, 2022
250	Miles Austin, Dallas	Oct. 11, 2009
245	Haywood Jeffires, Houston	Dec. 16, 1990
233	Drew Bennett, Tennessee	Dec. 13, 2004
232	Lance Alworth, San Diego	Oct. 20, 1963
214	Shannon Sharpe, Denver	Oct. 20, 2002
213	Jabar Gaffney, Denver	Jan. 3, 2010
210	Amari Cooper, Oakland	Oct. 19, 2017
203	Don Maynard, N.Y. Jets	Sept. 15, 1968

#### Touchdown Receptions

4	Eric Decker, Denver	Dec. 1, 2013
3	Bob Chandler, Buffalo	Oct. 3, 1976
3	Kellen Winslow, San Diego	Dec. 11, 1983
3	Shannon Sharpe, Denver	Dec. 12, 1993
3	Drew Bennett, Tennessee	Dec. 13, 2004
3	Antonio Gates, San Diego	Oct. 30, 2005
3	Randall Cobb, Green Bay	Sept. 28, 2015
3	DeAndre Hopkins, Houston	Oct. 8, 2017
3	Ja'Marr Chase, Cincinnati	Jan. 2, 2022
3	Jerry Jeudy, Denver	Dec. 11, 2022

### RUSHING

#### Rushing Attempts

39	O.J. Simpson, Buffalo	Oct. 29, 1973
39	Ricky Bell, Tampa Bay	Dec. 16, 1979
39	Marion Butts, San Diego	Dec. 17, 1989

#### Rushing Yards (All 200+)

286	Jerome Harrison, Cleveland	Dec. 20, 2009
220	Tiki Barber, N.Y. Giants	Dec. 17, 2005
218	Clinton Portis, Denver	Dec. 7, 2003
217	Gary Anderson, San Diego	Dec. 18, 1988
214	Greg Pruitt, Cleveland	Dec. 14, 1975
207	Curt Warner, Seattle	Nov. 27, 1983 (OT)

#### Rushing Touchdowns

5	Clinton Portis, Denver	Dec. 7, 2003
3	Jon Keyworth, Denver	Nov. 18, 1974
3	Greg Pruitt, Cleveland	Dec. 14, 1975
3	Pete Banaszak, Oakland	Dec. 21, 1975
3	Walter Payton, Chicago	Nov. 13, 1977
3	Curt Warner, Seattle	Nov. 27, 1983 (OT)
3	Marcus Allen, L.A. Raiders	Nov. 25, 1990
3	Rodney Hampton, N.Y. Giants	Dec. 19, 1992
3	Terrell Davis, Denver	Dec. 6, 1998
3	Curtis Martin, N.Y. Jets	Nov. 11, 2001
3	Clinton Portis, Denver	Dec. 15, 2002
3	Onterio Smith, Minnesota	Dec. 20, 2003
3	Michael Pittman, Tampa Bay	Nov. 7, 2004
3	Michael Turner, Atlanta	Sept. 21, 2008
3	LenDale White, Tennessee	Oct. 19, 2008
3	Jerome Harrison, Cleveland	Dec. 20, 2009
3	Jeremy Hill, Cincinnati	Oct. 4, 2015
3	Mike Gillislee, New England	Sept. 7, 2017
3	Mark Ingram, Baltimore	Sept. 22, 2019

#### Long Run (All 80+)

87	Paul Lowe, San Diego	Sept. 10, 1961
85	LaDainian Tomlinson, San Diego	Dec. 17, 2006
80	LenDale White, Tennessee	Oct. 19, 2008

#### Total Touchdowns

5	Clinton Portis, Denver	Dec. 7, 2003
4	Clinton Portis, Denver	Dec. 15, 2002
4	Eric Decker, Denver	Dec. 1, 2013

### DEFENSE / SPECIAL TEAMS

#### Interceptions Made



# REGULAR OPPONENT INDIVIDUAL

4 Deltha O'Neal, Denver Oct. 7, 2001  
 3 David Fulcher, Cincinnati Oct. 1, 1989

## Long Interception Return (All 100+)

102 Marcus Coleman, Houston Sept. 26, 2004  
 101 Tony Greene, Buffalo Oct. 3, 1976  
 100 Speedy Duncan, San Diego Oct. 15, 1967

## Long Punt Return

95 Johnny Bailey, Chicago Dec. 29, 1990

## Long Kickoff Return (All 100+)

103 Joshua Cribbs, Cleveland Dec. 20, 2009  
 100 Nemiah Wilson, Denver Oct. 8, 1966  
 100 Joshua Cribbs, Cleveland Dec. 20, 2009

## Long Punt (All 80+)

83 Chris Norman, Denver Sept. 23, 1984

82 Paul Maguire, San Diego Nov. 5, 1961

## Long Field Goal (All 55+)

59 Matt Bryant, Atlanta Dec. 4, 2016  
 57 Sebastian Janikowski, Oakland Dec. 16, 2012  
 56 Sebastian Janikowski, Oakland Sept. 14, 2008  
 56 Matt Prater, Denver Sept. 28, 2008  
 55 John Kasay, Seattle Jan. 2, 1994  
 55 Kris Brown, Pittsburgh Oct. 14, 2001  
 55 Sebastian Janikowski, Oakland Nov. 25, 2007  
 55 Nate Kaeding, San Diego Nov. 29, 2009

## Times Sacked (All 10.0+)

11 Paul McDonald, Cleveland Sept. 30, 1984  
 10 Jeff George, Oakland Sept. 6, 1998

## Touchdowns On Interception Returns

2 Dave Brown, Seattle Nov. 4, 1984

## Fumbles

6 Dave Krieg, Seattle Nov. 5, 1989

# PLAYOFF INDIVIDUAL

## SERVICE

### Most Games Played, Career

18	Travis Kelce	2013-22
18	James Winchester	2015-22
15	Daniel Sorensen	2014-21
15	Harrison Butker	2017-22
15	Chris Jones	2016-22
14	Patrick Mahomes	2017-22
14	Derrick Nnadi	2018-22
13	Tyreek Hill	2016-21
13	Demarcus Robinson	2016-21
13	Anthony Sherman	2013-20
12	Dustin Colquitt	2005-19
12	Nick Allegretti	2019-22
12	Frank Clark	2019-22
11	Anthony Hitchens	2018-21
11	Ben Niemann	2018-21
11	Charvarius Ward	2018-21
11	Eric Fisher	2013-20
11	Andrew Wylie	2017-22
10	John Alt	1984-96
10	Tim Grunhard	1990-00
10	Dave Szott	1990-00
10	Derrick Thomas	1989-99
10	Mecole Hardman	2019-22
10	Marcus Kemp	2017-22

## SCORING

### Most Points, Career

117	Harrison Butker (15 games - 21 FGs, 54 PATs)	2017-22
90	Travis Kelce (17 games - 15 TDs)	2013-22
60	Damien Williams (5 games - 10 TDs)	2018-19
37	Nick Lowery (8 games - 8 FGs, 13 PATs)	1980-93
36	Tyreek Hill (13 games - 6 TDs)	2016-21
35	Jan Stenerud (5 games - 9 FGs, 8 PATs)	1967-79
30	Patrick Mahomes (14 games - 5 TDs)	2017-22
24	Cairo Santos (3 games - 6 FGs, 6 PATs)	2014-16

### Most Points, Game

18	Damien Williams vs. New England	Jan. 20, 2019
18	Damien Williams vs. Houston	Jan. 12, 2020
18	Travis Kelce vs. Houston	Jan. 12, 2020
14	Ryan Succop at Indianapolis	Jan. 4, 2014
12	Abner Haynes vs. Houston	Dec. 23, 1962
12	Mike Garrett at Buffalo	Jan. 1, 1967
12	Ed Podolak vs. Miami	Dec. 25, 1971
12	Dante Hall vs. Indianapolis	Jan. 11, 2004
12	Priest Holmes vs. Indianapolis	Jan. 11, 2004
12	Knile Davis at Indianapolis	Jan. 4, 2014
12	Cairo Santos at Houston	Jan. 9, 2016
12	Damien Williams vs. San Francisco	Feb. 2, 2020
12	Travis Kelce vs. Buffalo	Jan. 24, 2021
12	Byron Pringle vs. Pittsburgh	Jan. 16, 2022
12	Harrison Butker vs. Buffalo	Jan. 23, 2022
12	Travis Kelce vs. Jacksonville	Jan. 21, 2023

### Most Touchdowns, Career

16	Travis Kelce (18 games)	2013-22
10	Damien Williams (5 games)	2018-19
6	Tyreek Hill (13 games)	2016-21
5	Patrick Mahomes (14 games)	2017-21
3	Marcus Allen (6 games)	1993-97
3	Mike Garrett (6 games)	1966-70
3	Knile Davis (3 games)	2013-16
3	Byron Pringle (9 games)	2018-21
3	Mecole Hardman (10 games)	2019-21

### Most Touchdowns, Game

3	Damien Williams vs. New England	Jan. 20, 2019
3	Damien Williams vs. Houston	Jan. 12, 2020
3	Travis Kelce vs. Houston	Jan. 12, 2020
2	Abner Haynes vs. Houston	Dec. 23, 1962
2	Mike Garrett at Buffalo	Jan. 1, 1967
2	Ed Podolak vs. Miami	Dec. 25, 1971
2	Dante Hall vs. Indianapolis	Jan. 11, 2004
2	Priest Holmes vs. Indianapolis	Jan. 11, 2004
2	Knile Davis at Indianapolis	Jan. 4, 2014
2	Damien Williams vs. San Francisco	Feb. 2, 2020
2	Travis Kelce vs. Buffalo	Jan. 24, 2021
2	Byron Pringle vs. Pittsburgh	Jan. 16, 2022
2	Travis Kelce vs. Jacksonville	Jan. 21, 2023

### Most Points After Touchdown, Career

54	Harrison Butker (15 games - 57 Att.)	2017-22
13	Nick Lowery (8 games - 14 Att.)	1980-93
8	Jan Stenerud (5 games - 8 Att.)	1967-79
6	Ryan Succop (2 games - 6 Att.)	2009-13
6	Cairo Santos (3 games - 6 Att.)	2014-17

5	Mike Mercer (2 games - 5 Att.)	1966
---	--------------------------------	------

### Most Points After Touchdown, Game

6	Harrison Butker vs. Houston (7 Att.)	Jan. 12, 2020
6	Harrison Butker vs. Pittsburgh (6 att.)	Jan. 16, 2022
5	Ryan Succop at Indianapolis (5 Att.)	Jan. 4, 2014
5	Harrison Butker vs. Tennessee (5 Att.)	Jan. 19, 2020
5	Harrison Butker vs. Buffalo (5 Att.)	Jan. 24, 2021
5	Harrison Butker vs. Philadelphia (5 Att.)	Feb. 12, 2023
4	Mike Mercer at Buffalo (4 Att.)	Jan. 1, 1967
4	Nick Lowery at Houston (4 Att.)	Jan. 16, 1994
4	Morten Andersen vs. Indianapolis (4 Att.)	Jan. 11, 2004
4	Harrison Butker vs. Indianapolis (4 Att.)	Jan. 12, 2019
4	Harrison Butker vs. New England (4 Att.)	Jan. 20, 2019
4	Harrison Butker vs. San Francisco (4 Att.)	Feb. 2, 2020

### Most Points After Touchdown, No Misses, Career

8	Jan Stenerud (5 games)	1967-79
---	------------------------	---------

### Most Field Goals Attempted, Career

25	Harrison Butker (15 games)	2017-22
17	Jan Stenerud (5 games)	1967-79
12	Nick Lowery (8 games)	1980-93

### Most Field Goals Attempted, Game

5	Jan Stenerud vs. N.Y. Jets	Dec. 20, 1969
4	Nick Lowery vs. Miami	Jan. 5, 1991
4	Jan Stenerud vs. Miami	Dec. 25, 1971
4	Harrison Butker vs. Buffalo	Jan. 23, 2022

### Most Field Goals Made, Career

21	Harrison Butker (15 games - 25 Att.)	2017-22
9	Jan Stenerud (5 games - 17 Att.)	1967-79
8	Nick Lowery (8 games - 12 Att.)	1980-93

### Most Field Goals Made, Game

3	Jan Stenerud vs. Minnesota	Jan. 11, 1970
3	Nick Lowery at Miami	Jan. 5, 1991
3	Ryan Succop at Indianapolis	Jan. 4, 2014
3	Cairo Santos at Houston	Jan. 9, 2016
3	Harrison Butker vs. Cleveland	Jan. 17, 2021
3	Harrison Butker at Tampa Bay	Feb. 7, 2021
3	Harrison Butker vs. Buffalo	Jan. 23, 2022
3	Harrison Butker vs. Cincinnati	Jan. 29, 2023

### Longest Field Goal

52	Harrison Butker at Tampa Bay	Feb. 7, 2021
50	Harrison Butker vs. Cleveland	Jan. 17, 2021
50	Harrison Butker vs. Jacksonville	Jan. 21, 2023
50	Harrison Butker vs. Jacksonville	Jan. 21, 2023
49	Cairo Santos at Houston	Jan. 9, 2016
49	Cairo Santos at Houston	Jan. 9, 2016
49	Harrison Butker at Tampa Bay	Feb. 7, 2021
49	Harrison Butker vs. Buffalo	Jan. 24, 2022

## RUSHING

### Most Rushing Attempts, Career

100	Marcus Allen (6 games)	1993-97
81	Damien Williams (5 games)	2018-19
67	Patrick Mahomes (14 games)	2017-22
61	Mike Garrett (6 games)	1966-70
59	Barry Word (4 games)	1990-92

### Most Rushing Attempts, Game

33	Barry Word vs. L.A. Raiders	Dec. 28, 1991
25	Damien Williams vs. Indianapolis	Jan. 12, 2019
24	Curtis McClinton vs. Houston	Dec. 23, 1962
24	Priest Holmes vs. Indianapolis	Jan. 11, 2004
22	Wendell Hayes vs. Miami	Dec. 25, 1971
21	Marcus Allen vs. Pittsburgh	Jan. 8, 1994
21	Marcus Allen vs. Indianapolis	Jan. 7, 1996

### Most Rushing Yards Gained, Career

386	Marcus Allen (6 games)	1993-97
384	Patrick Mahomes (14 games)	2017-22
355	Damien Williams (5 games)	2018-19
208	Wendell Hayes (5 games)	1968-74
197	Barry Word (4 games)	1990-92

### Most Rushing Yards Gained, Game

176	Priest Holmes vs. Indianapolis	Jan. 11, 2004
130	Barry Word vs. L.A. Raiders	Dec. 28, 1991
129	Damien Williams vs. Indianapolis	Jan. 12, 2019
104	Damien Williams vs. San Francisco	Feb. 2, 2020
100	Wendell Hayes vs. Miami	Dec. 25, 1971



# PLAYOFF INDIVIDUAL

## Most Games, 100 or More Rushing Yards, Career

2	Damien Williams (5 games)	2018-19
1	Wendell Hayes (5 games)	1968-74
1	Barry Word (3 games)	1990-92
1	Priest Holmes (1 game)	2001-07

## Longest Run From Scrimmage

50	Mecole Hardman vs. Buffalo	Jan. 24, 2021
48	Priest Holmes vs. Indianapolis	Jan. 11, 2004
41	Jamaal Charles vs. Baltimore	Jan. 9, 2011
39	Isiah Pacheco vs. Jacksonville	Jan. 21, 2023
38	Damien Williams vs. San Francisco	Feb. 2, 2020

## Most Rushing Touchdowns, Career

6	Damien Williams (5 games)	2018-19
5	Patrick Mahomes (14 games)	2017-22
3	Marcus Allen (6 games)	1993-97
3	Mike Garrett (6 games)	1966-70

## Most Rushing Touchdowns, Game

2	Mike Garrett at Buffalo	Jan. 1, 1967
2	Priest Holmes vs. Indianapolis	Jan. 11, 2004
2	Damien Williams vs. Houston	Jan. 12, 2020

## PASSING

### Most Passes Attempted, Career

523	Patrick Mahomes (14 games)	2017-22
188	Len Dawson (8 games)	1962-75
185	Alex Smith (5 games)	2013-17
141	Joe Montana (4 games)	1993-94
64	Dave Krieg (4 games)	1992-93

### Most Passes Attempted, Game

50	Alex Smith at New England	Jan. 16, 2016
49	Patrick Mahomes at Tampa Bay	Feb. 7, 2021
46	Alex Smith at Indianapolis	Jan. 4, 2014
44	Patrick Mahomes vs. Buffalo	Jan. 23, 2022
43	Joe Montana vs. Pittsburgh	Jan. 8, 1994
43	Patrick Mahomes vs. Cincinnati	Jan. 29, 2023

### Most Passes Completed, Career

352	Patrick Mahomes (14 games)	2017-22
120	Alex Smith (5 games)	2013-17
107	Len Dawson (8 games)	1962-75
85	Joe Montana (4 games)	1993-94
33	Dave Krieg (4 games)	1992-93

### Most Passes Completed, Game

33	Patrick Mahomes vs. Buffalo	Jan. 23, 2022
30	Alex Smith at Indianapolis	Jan. 4, 2014
30	Patrick Mahomes vs. Pittsburgh	Jan. 16, 2022
29	Alex Smith at New England	Jan. 16, 2016
29	Patrick Mahomes vs. Buffalo	Jan. 24, 2021
29	Patrick Mahomes vs. Cincinnati	Jan. 29, 2023

### Highest Completion Percentage, Career (100 attempts)

67.3	Patrick Mahomes (14 games: 523-352)	2017-22
64.9	Alex Smith (5 games: 185-120)	2013-17
60.3	Joe Montana (4 games: 141-85)	1993-94
56.9	Len Dawson (8 games: 188-107)	1962-75

### Highest Completion Percentage, Game (15 completions)

77.8	Patrick Mahomes vs. Philadelphia (27-21)	Feb. 12, 2023
77.3	Alex Smith at Houston (22-17)	Jan. 9, 2016
76.9	Patrick Mahomes vs. Pittsburgh (39-30)	Jan. 16, 2022
76.3	Patrick Mahomes vs. Buffalo (38-29)	Jan. 24, 2021
75.0	Patrick Mahomes vs. Buffalo (44-33)	Jan. 23, 2022

### Most Passing Yards, Career

4,084	Patrick Mahomes (14 games)	2017-22
1,497	Len Dawson (8 games)	1962-75
1,250	Alex Smith (5 games)	2013-17
1,014	Joe Montana (4 games)	1993-94
454	Dave Krieg (4 games)	1992-93

### Most Passing Yards, Game (All 300+)

404	Patrick Mahomes vs. Pittsburgh	Jan. 16, 2022
378	Alex Smith at Indianapolis	Jan. 4, 2014
378	Patrick Mahomes vs. Buffalo	Jan. 23, 2022
326	Patrick Mahomes vs. Cincinnati	Jan. 29, 2023
325	Patrick Mahomes vs. Buffalo	Jan. 24, 2021
321	Patrick Mahomes vs. Houston	Jan. 12, 2020
314	Joe Montana at Miami	Dec. 31, 1994

### Longest Pass Completion

79	Alex Smith at Indianapolis (to Donnie Avery)	Jan. 4, 2014
----	--	--------------

71	Patrick Mahomes vs. Buffalo (to Tyreek Hill)	Jan. 24, 2021
64	Patrick Mahomes vs. Buffalo (to Tyreek Hill)	Jan. 23, 2022
63	Len Dawson vs. Miami (to Elmo Wright)	Dec. 25, 1971
63	Alex Smith at Indianapolis (to Dwayne Bowe)	Jan. 4, 2014
61	Len Dawson at N.Y. Jets (to Otis Taylor)	Dec. 20, 1969
60	Patrick Mahomes vs. Tennessee (to Sammy Watkins)	Jan. 19, 2020

### Most Touchdown Passes, Career

35	Patrick Mahomes (14 games)	2017-22
9	Alex Smith (5 games)	2013-17
7	Len Dawson (8 games)	1962-75
6	Joe Montana (4 games)	1993-94
2	Steve DeBerg (3 games)	1988-91
2	Trent Green (2 games)	2001-06

### Most Touchdown Passes, Game

5	Patrick Mahomes vs. Houston	Jan. 12, 2020
5	Patrick Mahomes vs. Pittsburgh	Jan. 16, 2022
4	Alex Smith at Indianapolis	Jan. 4, 2014
3	Joe Montana at Houston	Jan. 16, 1994
3	Patrick Mahomes vs. New England	Jan. 20, 2019
3	Patrick Mahomes vs. Buffalo	Jan. 24, 2021
3	Patrick Mahomes vs. Buffalo	Jan. 23, 2022
3	Patrick Mahomes vs. Cincinnati	Jan. 30, 2022
3	Patrick Mahomes vs. Philadelphia	Feb. 12, 2023

### Most Passes Had Intercepted, Career

8	Len Dawson (8 games)	1962-75
7	Patrick Mahomes (14 games)	2017-22
4	Mark Vlasic (1 game)	1991-92
4	Joe Montana (4 games)	1993-94

### Most Passes Had Intercepted, Game

4	Len Dawson at Oakland	Dec. 22, 1968
4	Mark Vlasic at Buffalo	Jan. 5, 1992

### Highest Passer Rating, Career (Min. 150 att.)

107.4	Patrick Mahomes	2017-22
96.0	Alex Smith	2013-17
77.4	Len Dawson	1962-75

### Highest Passer Rating, Game (Min. 20 att.)

138.2	Patrick Mahomes vs. Pittsburgh	Jan. 16, 2022
134.6	Patrick Mahomes vs. Houston	Jan. 12, 2020
131.8	Patrick Mahomes vs. Philadelphia	Feb. 12, 2023
127.6	Patrick Mahomes vs. Buffalo	Jan. 24, 2021
124.8	Len Dawson at Buffalo	Jan. 1, 1967

## PASS RECEIVING

### Most Pass Receptions, Career

133	Travis Kelce (18 games)	2013-22
84	Tyreek Hill (13 games)	2016-21
27	Otis Taylor (7 games)	1965-75
27	J.J. Birden (8 games)	1990-94
25	Sammy Watkins (6 games)	2018-20

### Most Pass Receptions, Game

14	Travis Kelce vs. Jacksonville	Jan. 21, 2023
13	Travis Kelce vs. Buffalo	Jan. 24, 2021
11	Tyreek Hill vs. Buffalo	Jan. 23, 2022
10	Travis Kelce vs. Houston	Jan. 12, 2020
10	Travis Kelce at Tampa Bay	Feb. 7, 2021
10	Travis Kelce vs. Cincinnati	Jan. 30, 2022

### Most Receiving Yards, Career

1,548	Travis Kelce (18 games)	2013-22
1,081	Tyreek Hill (13 games)	2016-21
481	Otis Taylor (7 games)	1965-75
477	Sammy Watkins (6 games)	2018-20
363	J.J. Birden (8 games)	1990-94

### Most Receiving Yards, Game (All 100+)

172	Tyreek Hill vs. Buffalo	Jan. 24, 2021
150	Dwayne Bowe at Indianapolis	Jan. 4, 2014
150	Tyreek Hill vs. Buffalo	Jan. 23, 2022
142	Stephone Paige at Miami	Jan. 5, 1991
134	Travis Kelce vs. Houston	Jan. 12, 2020
133	Travis Kelce at Tampa Bay	Feb. 7, 2021
128	Travis Kelce at Houston	Jan. 9, 2016
118	Travis Kelce vs. Buffalo	Jan. 24, 2021
117	Otis Taylor at Oakland	Dec. 22, 1968
116	Marquez Valdes-Scantling vs. Cincinnati	Jan. 29, 2023
114	Sammy Watkins vs. New England	Jan. 20, 2019
114	Sammy Watkins vs. Tennessee	Jan. 19, 2020

# PLAYOFF INDIVIDUAL

110	Ed Podolak vs. Miami	Dec. 25, 1971
110	Andre Rison vs. Denver	Jan. 4, 1998
110	Tyreek Hill vs. Cleveland	Jan. 17, 2021
109	Travis Kelce vs. Cleveland	Jan. 17, 2021
108	Travis Kelce vs. Indianapolis	Jan. 12, 2019
108	Travis Kelce vs. Pittsburgh	Jan. 16, 2022
105	Tyreek Hill vs. San Francisco	Feb. 2, 2020
104	Elmo Wright vs. Miami	Dec. 25, 1971
103	Kimble Anders at Miami	Dec. 31, 1994

## Most Games, 100 or More Receiving Yards, Career

7	Travis Kelce (18 games)	2013-21
4	Tyreek Hill (13 games)	2016-21
2	Sammy Watkins (6 games)	2018-20
1	By seven players; Last, Dwayne Bowe vs. Indianapolis Colts	Jan. 4, 2013

## Longest Pass Reception

79	Donnie Avery at Indianapolis (from Alex Smith)	Jan. 4, 2014
71	Tyreek Hill vs. Buffalo (from Patrick Mahomes)	Jan. 24, 2021
64	Tyreek Hill vs. Buffalo (from Patrick Mahomes)	Jan. 23, 2022
63	Elmo Wright vs. Miami (from Len Dawson)	Dec. 25, 1971
63	Dwayne Bowe at Indianapolis (from Alex Smith)	Jan. 4, 2014
61	Otis Taylor at N.Y. Jets (from Len Dawson)	Dec. 20, 1969
60	Sammy Watkins vs. Tennessee (from Patrick Mahomes)	Jan. 19, 2020

## Most Receiving Touchdowns, Career

16	Travis Kelce (18 games)	2013-22
5	Tyreek Hill (13 games)	2016-21
4	Damien Williams (5 games)	2018-19
3	Byron Pringle (8 games)	2018-21
2	Otis Taylor (7 games)	1965-75
2	Fred Jones (6 games)	1990-93
2	J.J. Birden (8 games)	1990-94
2	Tony Gonzalez (3 games)	1997-08
2	Albert Wilson (4 games)	2014-16
2	Mecole Hardman (9 games)	2019-22

## Most Receiving Touchdowns, Game

3	Travis Kelce vs. Houston	Jan. 12, 2020
2	Damien Williams vs. New England	Jan. 20, 2019
2	Tyreek Hill vs. Tennessee	Jan. 19, 2020
2	Byron Pringle vs. Pittsburgh	Jan. 16, 2022
2	Travis Kelce vs. Jacksonville	Jan. 21, 2023

## COMBINED NET YARDS

### Most Attempts, Career

134	Travis Kelce (18 games)	2013-22
115	Marcus Allen (6 games)	1993-97
102	Damien Williams (5 games)	2018-19
96	Tyreek Hill (13 games)	2016-21
74	Mike Garrett (6 games)	1966-70

### Most Attempts, Game

34	Barry Word vs. L.A. Raiders	Dec. 28, 1991
30	Ed Podolak vs. Miami	Dec. 25, 1971
30	Damien Williams vs. Indianapolis	Jan. 12, 2019
29	Priest Holmes vs. Indianapolis	Jan. 11, 2004

### Most Net Yards, Career

1,550	Travis Kelce (18 games)	2013-22
1,172	Tyreek Hill (13 games)	2016-21
541	Marcus Allen (6 games)	1993-97
540	Damien Williams (5 games)	2018-19
489	Sammy Watkins (6 games)	2018-20

### Most Net Yards, Game

*350	Ed Podolak vs. Miami	Dec. 25, 1971
227	Dante Hall vs. Indianapolis	Jan. 11, 2004
208	Priest Holmes vs. Indianapolis	Jan. 11, 2004
172	Tyreek Hill vs. Buffalo	Jan. 24, 2021
154	Damien Williams vs. Indianapolis	Jan. 12, 2019
150	Dwayne Bowe at Indianapolis	Jan. 4, 2014

\*NFL RECORD

## PUNTING

### Most Punts, Career

43	Dustin Colquitt (12 games)	2005-19
39	Jerrel Wilson (7 games)	1963-77
38	Bryan Barker (7 games)	1990-93
24	Tommy Townsend (9 games)	2020-22
11	Louie Aguiar (3 games)	1994-98

### Most Punts, Game

8	Jerrel Wilson at Oakland	Jan. 4, 1970
8	Bryan Barker at San Diego	Jan. 2, 1993

### Longest Punt

66	Dustin Colquitt at Indianapolis	Jan. 6, 2007
62	Louie Aguiar vs. Denver	Jan. 4, 1998
61	Jerrel Wilson vs. Green Bay	Jan. 15, 1967
60	Tommy Townsend vs. Jacksonville	Jan. 21, 2023
59	Jerrel Wilson vs. Minnesota	Jan. 11, 1970

### Highest Punting Average, Career (20 punts)

44.8	Dustin Colquitt (12 games: 1,938-43)	2005-19
43.4	Jerrel Wilson (7 games: 1,693-39)	1963-77
43.3	Tommy Townsend (9 games: 1,038-24)	2020-22
42.4	Bryan Barker (7 games: 1,613-38)	1990-93

### Highest Punting Average, Game (4 punts)

52.3	Dustin Colquitt at IND (314-6)	Jan. 6, 2007
52.3	Tommy Townsend vs. Cincinnati (209-4)	Jan. 30, 2022
50.8	Tommy Townsend vs. Jacksonville (203-4)	Jan. 21, 2023
50.0	Dustin Colquitt vs. Tennessee (250-5)	Jan. 6, 2018
48.5	Jerrel Wilson vs. Minnesota (194-4)	Jan. 11, 1970

## PUNT RETURNS

### Most Punt Returns, Career

12	Tyreek Hill (13 games)	2016-21
11	Mike Garrett (6 games)	1966-70
7	Danan Hughes (6 games)	1993-98
7	Mecole Hardman (9 games)	2019-21

### Most Punt Returns, Game

5	Tyreek Hill vs. Indianapolis	Jan. 12, 2019
4	Mike Garrett vs. Oakland	Jan. 4, 1970
4	Tamarick Vanover vs. Indianapolis	Jan. 7, 1996
4	Frankie Hammond Jr. at Houston	Jan. 9, 2016

### Most Punt Return Yards, Career

112	Kadarius Toney (3 games)	2022
86	Mecole Hardman (10 games)	2019-22
84	Danan Hughes (6 games)	1993-98
73	Mike Garrett (6 games)	1966-70
61	Frankie Hammond Jr. (2 games)	2015

### Most Punt Return Yards, Game

77	Kadarius Toney vs. Philadelphia	Feb. 12, 2023
70	Mecole Hardman vs. Pittsburgh	Jan. 16, 2022
45	Tyreek Hill vs. Buffalo	Jan. 23, 2022
42	Danan Hughes at Houston	Jan. 16, 1994
37	Mike Garrett at Buffalo	Jan. 1, 1967

### Longest Punt Return

65	Kadarius Toney vs. Philadelphia	Feb. 12, 2023
48	Mecole Hardman vs. Pittsburgh	Jan. 16, 2022
45	Tyreek Hill vs. Buffalo	Jan. 23, 2022
35	Danan Hughes at Houston	Jan. 16, 1994
29	Sky Moore vs. Cincinnati	Jan. 29, 2023

### Highest Punt Return Average, Career (10 returns)

6.6	Mike Garrett (6 games: 11-73)	1966-70
3.3	Tyreek Hill (13 games: 12-40)	2016-21

### Highest Punt Return Average, Game (3 returns)

23.3	Mecole Hardman vs. Pittsburgh (3-70)	Jan. 16, 2022
14.0	Danan Hughes at Houston (3-42)	Jan. 16, 1994
12.3	Mike Garrett at Buffalo (3-37)	Jan. 1, 1967
10.3	Danan Hughes vs. Pittsburgh (3-31)	Jan. 8, 1994

### Most Touchdowns

None

## KICKOFF RETURNS

### Most Kickoff Returns, Career

14	Mecole Hardman (6 games)	2019-21
10	John Stephens (3 games)	1993
10	Dante Hall (2 games)	2000-06
10	Byron Pringle (9 games)	2018-21
7	Quintin Demps (1 game)	2013

# PLAYOFF INDIVIDUAL

## Most Kickoff Returns, Game

7	Dante Hall vs. Indianapolis	Jan. 11, 2004
7	Quintin Demps at Indianapolis	Jan. 4, 2014
6	Mecole Hardman vs. Houston	Jan. 12, 2020
5	Noland Smith vs. Oakland	Dec. 22, 1968
5	John Stephens at Buffalo	Jan. 23, 1994

## Most Kickoff Return Yards, Career

312	Mecole Hardman (9 games)	2019-21
266	Dante Hall (2 games)	2000-06
243	Byron Pringle (9 games)	2018-21
199	John Stephens (3 games)	1993
196	Knile Davis (3 games)	2013-15

## Most Kickoff Return Yards, Game

208	Dante Hall vs. Indianapolis	Jan. 11, 2004
187	Quintin Demps at Indianapolis	Jan. 4, 2014
154	Ed Podolak vs. Miami	Dec. 25, 1971
142	Mecole Hardman vs. Houston	Jan. 12, 2020
106	Knile Davis at Houston	Jan. 9, 2016

## Longest Kickoff Return

106 (TD)	Knile Davis at Houston	Jan. 9, 2016
92 (TD)	Dante Hall vs. Indianapolis	Jan. 11, 2004
78	Ed Podolak vs. Miami	Dec. 25, 1971
58	Mecole Hardman vs. Houston	Jan. 12, 2020
46	Dante Hall vs. Indianapolis	Jan. 11, 2004
36	Dexter McCluster vs. Baltimore	Jan. 9, 2011
35	Bert Coan at Buffalo	Jan. 1, 1967

## Highest Kickoff Return Average, Career (10 returns)

26.6	Dante Hall (2 games: 10-266)	2000-06
24.3	Byron Pringle (9 games: 10-243)	2018-21
22.3	Mecole Hardman (9 games: 14-312)	2019-21
19.9	John Stephens (3 games: 10-199)	1993

## Highest Kickoff Return Average, Game (3 returns)

51.3	Ed Podolak vs. Miami (3-154)	Dec. 25, 1971
30.0	Knile Davis at New England (3-90)	Jan. 16, 2016
29.7	Dante Hall vs. Indianapolis (7-208)	Jan. 11, 2004
26.7	Quintin Demps at Indianapolis (7-187)	Jan. 4, 2014
24.8	Tremon Smith vs. New England (4-99)	Jan. 20, 2019
24.0	John Stephens vs. Pittsburgh (3-72)	Jan. 8, 1994
23.7	Mecole Hardman vs. Houston (6-142)	Jan. 12, 2020
23.0	Tamarick Vanover vs. Denver (3-69)	Jan. 4, 1998

## Most Kickoff Return Touchdowns, Career

1	Dante Hall (2 games)	2000-06
1	Knile Davis (2 games)	2013-15

## Most Interceptions, Career

5	Emmitt Thomas (7 games)	1966-78
4	Johnny Robinson (8 games)	1960-70
3	Jim Marsalis (4 games)	1969-75
3	Deron Cherry (4 games)	1981-91

## Most Interceptions, Game

2	Johnny Robinson vs. Houston	Dec. 23, 1962
2	Jim Marsalis at N.Y. Jets	Dec. 20, 1969
2	Emmitt Thomas at Oakland	Jan. 4, 1970
2	Deron Cherry vs. L.A. Raiders	Dec. 28, 1991
2	Ty Law at Indianapolis	Jan. 6, 2007
2	Husain Abdullah at Indianapolis	Jan. 4, 2014

## Most Interception Return Yards, Career

131	Johnny Robinson (8 games)	1960-71
101	Emmitt Thomas (7 games)	1966-78
65	Jim Marsalis (4 games)	1969-75

## Most Interception Return Yards, Game

72	Johnny Robinson at Buffalo	Jan. 1, 1967
69	Emmitt Thomas vs. Oakland	Jan. 4, 1970
50	Johnny Robinson vs. Houston	Dec. 23, 1962

## Longest Interception Return

72	Johnny Robinson at Buffalo	Jan. 1, 1967
62	Emmitt Thomas at Oakland	Jan. 4, 1970
43	Ty Law at Indianapolis	Jan. 6, 2007
37	Johnny Robinson vs. Houston	Dec. 23, 1962

## Most Interception Return TDs, Career

None

# SACKS

## Most Sacks, Career

10.5	Frank Clark (11 games)	2019-22
6.5	Derrick Thomas (10 games)	1989-99
6.5	Neil Smith (9 games)	1988-96
5.0	Aaron Brown (6 games)	1966-72
4.0	Justin Houston (7 games)	2011-18

## Most Sacks, Game

3.0	Aaron Brown at Oakland	Jan. 4, 1970
3.0	Frank Clark vs. Houston	Jan. 12, 2020
2.0	11 times; By 10 players Last: Chris Jones vs. Cincinnati	Jan. 29, 2023

# INTERCEPTIONS BY

# PLAYOFF TEAM

## SCORING

### Most Points, Game

51	vs. Houston	Jan. 12, 2020
44	at Indianapolis	Jan. 4, 2014
42	vs. Pittsburgh	Jan. 16, 2022
42	vs. Buffalo	Jan. 23, 2022
38	vs. Buffalo	Jan. 24, 2021
38	vs. Philadelphia	Feb. 12, 2023

### Most Touchdowns, Game

7	vs. Houston	Jan. 12, 2020
6	vs. Pittsburgh	Jan. 16, 2022
5	at Indianapolis	Jan. 4, 2014
5	vs. Tennessee	Jan. 19, 2020
5	vs. Buffalo	Jan. 24, 2021
4	Six times; Last, vs. San Francisco	Feb. 2, 2020

## FIRST DOWNS

### Most First Downs, Game

30	at Indianapolis	Jan. 4, 2014
30	vs. Buffalo	Jan. 23, 2022
29	vs. Indianapolis	Jan. 12, 2019
29	vs. Houston	Jan. 12, 2020
29	vs. Buffalo	Jan. 24, 2021
28	vs. Pittsburgh	Jan. 8, 1994

### Fewest First Downs, Game

7	at Indianapolis	Jan. 6, 2007
8	vs. Baltimore	Jan. 9, 2011
13	at Oakland	Dec. 22, 1968
13	at Oakland	Jan. 4, 1970
14	Three times; Last, at Buffalo	Jan. 5, 1992

## NET YARDS RUSHING AND PASSING

### Most Net Yards, Game (All 400+)

552	vs. Buffalo	Jan. 23, 2022
513	at Indianapolis	Jan. 4, 2014
478	vs. Pittsburgh	Jan. 16, 2022
451	vs. Miami	Dec. 25, 1971
439	vs. Buffalo	Jan. 24, 2021
438	vs. Cleveland	Jan. 17, 2021
434	vs. Houston	Jan. 12, 2020
433	vs. Indianapolis	Jan. 12, 2019
414	at Miami	Dec. 31, 1994
408	vs. Indianapolis	Jan. 11, 2004
404	vs. Tennessee	Jan. 19, 2020
401	vs. Pittsburgh	Jan. 8, 1994

### Fewest Net Yards, Game

126	at Indianapolis	Jan. 6, 2007
161	vs. Baltimore	Jan. 9, 2011
204	vs. L.A. Raiders	Dec. 28, 1991
207	at Oakland	Jan. 4, 1970
213	at Buffalo	Jan. 5, 1992

## RUSHING

### Most Rushing Attempts, Game

54	vs. Houston	Dec. 23, 1962
44	vs. Miami	Dec. 25, 1971
41	vs. Minnesota	Jan. 11, 1970

### Fewest Rushing Attempts, Game

12	vs. New England	Jan. 20, 2019
14	vs. Pittsburgh	Jan. 15, 2017
16	vs. Tennessee	Jan. 6, 2018
17	at Indianapolis	Jan. 6, 2007
17	at Tampa Bay	Feb. 7, 2021

### Most Rushing Yards, Game

213	vs. Miami	Dec. 25, 1971
199	vs. Houston	Dec. 23, 1962
196	vs. Indianapolis	Jan. 11, 2004
182	vs. Buffalo	Jan. 23, 2022
180	vs. Indianapolis	Jan. 12, 2019

### Fewest Rushing Yards, Game

41	vs. New England	Jan. 20, 2019
----	-----------------	---------------

42	vs. Cincinnati	Jan. 29, 2023
44	at Indianapolis	Jan. 6, 2007
52	at Buffalo	Jan. 23, 1994
61	at San Diego	Jan. 2, 1993
61	vs. Pittsburgh	Jan. 15, 2017

### Most Rushing Touchdowns, Game

4	vs. Indianapolis	Jan. 12, 2019
2	at Buffalo	Jan. 1, 1967
2	at Oakland	Jan. 4, 1970
2	vs. Miami	Dec. 25, 1971
2	vs. Indianapolis	Jan. 11, 2004
2	vs. Houston	Jan. 12, 2020
2	vs. Tennessee	Jan. 19, 2020
2	vs. San Francisco	Feb. 2, 2020
2	vs. Buffalo	Jan. 24, 2021
2	vs. Buffalo	Jan. 23, 2022

## PASSING

### Most Passing Attempts, Game (All 40+)

52	at Buffalo	Jan. 23, 1994
50	at New England	Jan. 16, 2016
49	at Tampa Bay	Feb. 7, 2021
46	at Indianapolis	Jan. 4, 2014
44	vs. Pittsburgh	Jan. 8, 1994
44	vs. Buffalo	Jan. 23, 2022
43	vs. Cincinnati	Jan. 29, 2023
42	vs. San Francisco	Feb. 2, 2020
41	vs. Indianapolis	Jan. 12, 2019
40	vs. Pittsburgh	Jan. 16, 2022

### Fewest Passing Attempts, Game

14	vs. Houston	Dec. 23, 1962
14	vs. L.A. Raiders	Dec. 28, 1991
17	at Oakland	Jan. 4, 1970
17	vs. Minnesota	Jan. 11, 1970

### Most Completions, Game

33	vs. Buffalo	Jan. 23, 2022
31	vs. Pittsburgh	Jan. 16, 2022
30	at Indianapolis	Jan. 4, 2014
29	vs. Pittsburgh	Jan. 8, 1994
29	at New England	Jan. 16, 2016
29	vs. Buffalo	Jan. 24, 2021
29	vs. Cincinnati	Jan. 29, 2023

### Fewest Completions, Game

7	at Oakland	Jan. 4, 1970
9	vs. Houston	Dec. 23, 1962
9	vs. L.A. Raiders	Dec. 28, 1991
9	vs. Baltimore	Jan. 9, 2011

### Most Gross Passing Yards, Game (All 300+)

406	vs. Pittsburgh	Jan. 16, 2022
378	at Indianapolis	Jan. 4, 2014
378	vs. Buffalo	Jan. 23, 2022
326	vs. Cincinnati	Jan. 29, 2023
325	vs. Buffalo	Jan. 24, 2021
323	at Buffalo	Jan. 23, 1994
321	vs. Houston	Jan. 12, 2020
321	vs. Cleveland	Jan. 17, 2021
314	at Miami	Dec. 31, 1994

### Fewest Gross Passing Yards, Game

70	vs. Baltimore	Jan. 9, 2011
88	vs. Houston	Dec. 23, 1962
79	vs. L.A. Raiders	Dec. 28, 1991
107	at Indianapolis	Jan. 6, 2007

### Most Times Sacked, Game

9	at Buffalo	Jan. 1, 1967
7	at San Diego	Jan. 2, 1993
6	vs. Houston	Dec. 23, 1962
6	vs. Green Bay	Jan. 15, 1967

### Most Passing Touchdowns, Game

6	vs. Pittsburgh	Jan. 16, 2022
5	vs. Houston	Jan. 12, 2020
4	at Indianapolis	Jan. 4, 2014
3	at Houston	Jan. 16, 1994
3	vs. New England	Jan. 20, 2019
3	vs. Tennessee	Jan. 19, 2020
3	vs. Buffalo	Jan. 24, 2021
3	vs. Buffalo	Jan. 23, 2022
3	vs. Cincinnati	Jan. 30, 2022
3	vs. Jacksonville	Jan. 21, 2023

# PLAYOFF TEAM

3 vs. Philadelphia Feb. 12, 2023

## Most Interceptions Thrown, Game

4 at Oakland Dec. 22, 1968  
 4 at Buffalo Jan. 5, 1992  
 3 vs. Indianapolis Jan. 7, 1996  
 3 vs. Baltimore Jan. 9, 2011

## PENALTIES

### Most Penalties, Game

10 at Buffalo Jan. 5, 1992  
 9 vs. Tennessee Jan. 19, 2020  
 8 vs. Tennessee Jan. 6, 2018  
 7 Four times; Last vs. Cleveland Jan. 17, 2021

### Fewest Penalties, Game

1 at N.Y. Jets Dec. 28, 1986  
 1 vs. Buffalo Jan. 23, 2022  
 2 at Indianapolis Jan. 6, 2007  
 2 at Indianapolis Jan. 4, 2014  
 2 vs. Cincinnati Jan. 30, 2022  
 3 Six times; Last vs. Philadelphia Feb. 12, 2023

### Most Yards Penalized, Game

68 vs. Tennessee Jan. 6, 2018  
 65 vs. Denver Jan. 4, 1998  
 63 at N.Y. Jets Dec. 20, 1969  
 62 at San Diego Jan. 2, 1993

## Fewest Yards Penalized, Game

5 at N.Y. Jets Dec. 28, 1986  
 10 vs. Buffalo Jan. 23, 2022  
 11 vs. Cincinnati Jan. 30, 2022  
 13 at Indianapolis Jan. 6, 2007  
 14 vs. Philadelphia Feb. 12, 2023

## FUMBLES

### Most Fumbles, Game

5 at Oakland Jan. 4, 1970  
 3 Five times; Last, vs. San Francisco Feb. 2, 2020

### Most Fumbles Lost, Game

4 at Oakland Jan. 4, 1970  
 2 vs. Miami Dec. 25, 1971  
 2 vs. Baltimore Jan. 9, 2011

### Most Turnovers, Game

5 vs. Baltimore Jan. 9, 2011  
 4 at Oakland Dec. 22, 1968  
 4 at Oakland Jan. 4, 1970  
 4 vs. Miami Dec. 25, 1971  
 4 at Buffalo Jan. 5, 1992  
 4 vs. Indianapolis Jan. 7, 1996



# PLAYOFF TEAM DEFENSIVE

## SCORING

### Fewest Points Allowed, Game

0	at Houston	Jan. 9, 2016
6	at N.Y. Jets	Dec. 20, 1969
6	vs. L.A. Raiders	Dec. 28, 1991

### Most Points Allowed, Game

45	at Indianapolis	Jan. 4, 2014
41	at Oakland	Dec. 22, 1968
38	vs. Indianapolis	Jan. 11, 2004
37	at Buffalo	Jan. 5, 1992
37	vs. New England (OT)	Jan. 20, 2019

### Fewest Touchdowns Allowed, Game

0	at N.Y. Jets	Dec. 20, 1969
0	vs. L.A. Raiders	Dec. 28, 1991
0	at Houston	Jan. 9, 2016
0	vs. Pittsburgh	Jan. 15, 2017

### Most Touchdowns Allowed, Game

6	at Indianapolis	Jan. 4, 2014
5	vs. Green Bay	Jan. 15, 1967
5	at Oakland	Dec. 22, 1968
5	at N.Y. Jets	Dec. 28, 1986
5	vs. Indianapolis	Jan. 11, 2004
5	vs. New England	Jan. 20, 2019
5	vs. Buffalo	Jan. 23, 2022

## FIRST DOWNS

### Fewest First Downs Allowed, Game

9	at Buffalo	Jan. 1, 1967
13	vs. Minnesota	Jan. 11, 1970
14	at Houston	Jan. 9, 2016
15	vs. Indianapolis	Jan. 12, 2019
16	Three times; Last vs. Denver	Jan. 4, 1998

### Most First Downs Allowed, Game

36	vs. New England	Jan. 20, 2019
30	at Buffalo	Jan. 23, 1994
29	at Buffalo	Jan. 5, 1992
28	at Indianapolis	Jan. 6, 2007
28	at Indianapolis	Jan. 4, 2014

## NET YARDS RUSHING AND PASSING

### Fewest Net Yards Allowed, Game

226	at Houston	Jan. 9, 2016
233	at Oakland	Jan. 4, 1970
235	at N.Y. Jets	Dec. 20, 1969
239	vs. Minnesota	Jan. 11, 1970
249	vs. Indianapolis	Jan. 7, 1996

### Most Net Yards Allowed, Game

536	at Indianapolis	Jan. 4, 2014
524	vs. New England	Jan. 20, 2019
454	at Oakland	Dec. 22, 1968
448	at Buffalo	Jan. 5, 1992
442	vs. Houston	Jan. 12, 2020

## RUSHING

### Fewest Rushing Attempts, Game

13	at Buffalo	Jan. 1, 1967
14	at Houston	Jan. 16, 1994
14	at New England	Jan. 16, 2016
14	vs. Indianapolis	Jan. 12, 2019
17	vs. Cincinnati	Jan. 29, 2023

### Most Rushing Attempts, Game

48	vs. New England	Jan. 20, 2019
46	at Buffalo	Jan. 5, 1992
46	at Buffalo	Jan. 23, 1994
43	vs. Miami	Dec. 25, 1971

### Fewest Rushing Yards Allowed, Game

38	at New England	Jan. 16, 2016
39	at Houston	Jan. 16, 1994
40	at Buffalo	Jan. 1, 1967
56	vs. Pittsburgh	Jan. 16, 2022
67	vs. Minnesota	Jan. 11, 1970

### Most Rushing Yards Allowed, Game

229	at Buffalo	Jan. 23, 1994
202	vs. Tennessee	Jan. 6, 2018
192	at San Diego	Jan. 2, 1993
188	at Indianapolis	Jan. 6, 2007
180	at Buffalo	Jan. 5, 1992

### Most Rushing Touchdowns Allowed, Game

4	vs. New England	Jan. 20, 2019
3	vs. Green Bay	Jan. 15, 1967
3	at Buffalo	Jan. 23, 1994
3	vs. Philadelphia	Feb. 12, 2023
2	Four times; Last, vs. Indianapolis	Jan. 11, 2004

## PASSING

### Fewest Passing Attempts Allowed, Game

19	vs. Denver	Jan. 4, 1998
23	at N.Y. Jets	Dec. 28, 1986
23	vs. L.A. Raiders	Dec. 28, 1991
23	at San Diego	Jan. 2, 1993

### Most Passing Attempts Allowed, Game

52	vs. Houston	Jan. 12, 2020
48	vs. Buffalo	Jan. 24, 2021
46	vs. Houston	Dec. 23, 1962
46	vs. New England	Jan. 20, 2019
45	at Oakland	Jan. 4, 1970
45	at Indianapolis	Jan. 4, 2014

### Fewest Completions Allowed, Game

10	vs. Denver	Jan. 4, 1998
12	at Buffalo	Jan. 1, 1967
12	vs. L.A. Raiders	Dec. 28, 1991
12	vs. Indianapolis	Jan. 7, 1996

### Most Completions Allowed, Game

32	at Houston	Jan. 16, 1994
31	at Indianapolis	Jan. 6, 2007
31	vs. Houston	Jan. 12, 2020
30	vs. New England	Jan. 20, 2019
29	at Indianapolis	Jan. 4, 2014
29	vs. Pittsburgh	Jan. 16, 2022

### Fewest Gross Passing Yards Allowed, Game

112	vs. Indianapolis	Jan. 7, 1996
136	at Houston	Jan. 9, 2016
140	vs. L.A. Raiders	Dec. 28, 1991
153	at N.Y. Jets	Dec. 28, 1986
160	at Buffalo	Jan. 23, 1994

### Most Passing Yards Allowed, Game

443	at Indianapolis	Jan. 4, 2014
388	vs. Houston	Jan. 12, 2020
348	vs. New England	Jan. 20, 2019
347	at Oakland	Dec. 22, 1968
329	vs. Buffalo	Jan. 23, 2022

### Most Passing Touchdowns Allowed, Game

5	at Oakland	Dec. 22, 1968
4	at Indianapolis	Jan. 4, 2014
4	vs. Buffalo	Jan. 23, 2022
3	Five times; Last, at Tampa Bay	Feb. 7, 2021

# PLAYOFF TEAM DEFENSIVE

## SACKS

### Most Sacks, Game

9	at Houston	Jan. 16, 1994
5	at San Diego	Jan. 2, 1993
5	vs. Houston	Jan. 12, 2020
5	vs. Cincinnati	Jan. 29, 2023
4	at Buffalo	Jan. 1, 1967
4	at Oakland	Jan. 4, 1970
4	vs. Baltimore	Jan. 9, 2011
4	vs. Buffalo	Jan. 24, 2021

## INTERCEPTIONS

### Most Interceptions By, Game

5	vs. Houston	Dec. 23, 1962
4	at Oakland	Jan. 4, 1970
4	vs. L.A. Raiders	Dec. 28, 1991
4	at Houston	Jan. 9, 2016

# PLAYOFF OPPONENT INDIVIDUAL

## SINGLE GAME

### SCORING

#### Total Points

24	Gabriel Davis, Buffalo	Jan. 23, 2022
18	Fred Biletnikoff, Oakland	Dec. 22, 1968
18	Thurman Thomas, Buffalo	Jan. 23, 1994
18	Chris Boswell, Pittsburgh	Jan. 15, 2017
18	Jalen Hurts, Philadelphia	Feb. 12, 2023
15	Scott Norwood, Buffalo	Jan. 5, 1992
14	Steve Christie, Buffalo	Jan. 23, 1994

#### Total Touchdowns

4	Gabriel Davis, Buffalo	Jan. 23, 2022
3	Fred Biletnikoff, Oakland	Dec. 22, 1968
3	Thurman Thomas, Buffalo	Jan. 23, 1994
3	Jalen Hurts, Philadelphia	Feb. 12, 2023
2	Max McGee, Green Bay	Jan. 15, 1967
2	Elijah Pitts, Green Bay	Jan. 15, 1967
2	Warren Wells, Oakland	Dec. 22, 1968
2	Freeman McNeil, N.Y. Jets	Dec. 28, 1986
2	Andre Reed, Buffalo	Jan. 5, 1992
2	Terrell Davis, Denver	Jan. 4, 1998
2	Edgerrin James, Indianapolis	Jan. 11, 2004
2	T.Y. Hilton, Indianapolis	Jan. 4, 2014
2	Donald Brown, Indianapolis	Jan. 4, 2014
2	Rob Gronkowski, New England	Jan. 16, 2016
2	Rex Burkhead, New England	Jan. 20, 2019
2	Sony Michel, New England	Jan. 20, 2019
2	Rob Gronkowski, Tampa Bay	Feb. 7, 2021

#### Field Goals

6	Chris Boswell, Pittsburgh	Jan. 15, 2017
4	Tyler Bass, Buffalo	Jan. 24, 2021
4	Evan McPherson, Cincinnati	Jan. 30, 2022
3	Scott Norwood, Buffalo	Jan. 5, 1992
3	Steve Christie, Buffalo	Jan. 23, 1994
3	Adam Vinatieri, Indianapolis	Jan. 6, 2007
3	Billy Cundiff, Baltimore	Jan. 9, 2011

### PASSING

#### Pass Attempts (All 40+)

52	Deshaun Watson, Houston	Jan. 12, 2020
48	Josh Allen, Buffalo	Jan. 24, 2021
46	George Blanda, Houston	Dec. 23, 1962
46	Tom Brady, New England	Jan. 20, 2019
45	Andrew Luck, Indianapolis	Jan. 4, 2014
44	Ben Roethlisberger, Pittsburgh	Jan. 16, 2022
43	Warren Moon, Houston	Jan. 16, 1994
42	Neil O'Donnell, Pittsburgh	Jan. 8, 1994
42	Tom Brady, New England	Jan. 16, 2016
41	Joe Burrow, Cincinnati	Jan. 29, 2023
40	Joe Namath, N.Y. Jets	Dec. 20, 1969

#### Pass Completions

32	Warren Moon, Houston	Jan. 16, 1994
31	Peyton Manning, Indianapolis	Jan. 6, 2007
31	Deshaun Watson, Houston	Jan. 12, 2020
30	Tom Brady, New England	Jan. 20, 2019
29	Andrew Luck, Indianapolis	Jan. 4, 2014
29	Ben Roethlisberger, Pittsburgh	Jan. 16, 2022
28	Tom Brady, New England	Jan. 16, 2016
28	Josh Allen, Buffalo	Jan. 24, 2021

#### Passing Yards (All 300+)

443	Andrew Luck, Indianapolis	Jan. 4, 2014
388	Deshaun Watson, Houston	Jan. 12, 2020
348	Tom Brady, New England	Jan. 20, 2019
345	Daryle Lamonica, Oakland	Dec. 22, 1968
329	Josh Allen, Buffalo	Jan. 23, 2022
306	Warren Moon, Houston	Jan. 16, 1994
304	Peyton Manning, Indianapolis	Jan. 11, 2004
304	Jalen Hurts, Philadelphia	Feb. 12, 2023
302	Tom Brady, New England	Jan. 16, 2016

#### Long Pass

75	Josh Allen to Gabriel Davis, Buffalo	Jan. 23, 2022
69	Jack Kemp to Elbert Dubenion, Buffalo	Jan. 1, 1967

#### Touchdown Passes

5	Daryle Lamonica, Oakland	Dec. 22, 1968
4	Andrew Luck, Indianapolis	Jan. 4, 2014
4	Josh Allen, Buffalo	Jan. 23, 2022
3	Pat Ryan, N.Y. Jets	Dec. 28, 1986
3	Jim Kelly, Buffalo	Jan. 5, 1992
3	Neil O'Donnell, Pittsburgh	Jan. 8, 1994
3	Peyton Manning, Indianapolis	Jan. 11, 2004
3	Tom Brady, Tampa Bay	Feb. 7, 2021

#### Interceptions Thrown

5	George Blanda, Houston	Dec. 23, 1962
4	Todd Marinovich, L.A. Raiders	Dec. 28, 1991
4	Brian Hoyer, Houston	Jan. 9, 2016
3	Joe Namath, N.Y. Jets	Dec. 20, 1969
3	Daryle Lamonica, Oakland	Jan. 4, 1970
3	Jim Kelly, Buffalo	Jan. 5, 1992
3	Peyton Manning, Indianapolis	Jan. 6, 2007
3	Andrew Luck, Indianapolis	Jan. 4, 2014

### RUSHING

#### Rushing Attempts

33	Thurman Thomas, Buffalo	Jan. 23, 1994
31	Freeman McNeil, N.Y. Jets	Dec. 28, 1986
30	Le'Veon Bell, Pittsburgh	Jan. 15, 2017
29	Sony Michel, New England	Jan. 20, 2019
26	Edgerrin James, Indianapolis	Jan. 11, 2004

#### Rushing Yards (All 100+)

186	Thurman Thomas, Buffalo	Jan. 23, 1994
170	Le'Veon Bell, Pittsburgh	Jan. 15, 2017
156	Derrick Henry, Tennessee	Jan. 6, 2018
135	Freeman McNeil, N.Y. Jets	Dec. 28, 1986
125	Edgerrin James, Indianapolis	Jan. 11, 2004
122	Joseph Addai, Indianapolis	Jan. 6, 2007
119	Marion Butts, San Diego	Jan. 2, 1993
113	Sony Michel, New England	Jan. 20, 2019
107	Nick Bell, L.A. Raiders	Dec. 28, 1991
101	Terrell Davis, Denver	Jan. 4, 1998
100	Thurman Thomas, Buffalo	Jan. 5, 1992

#### Rushing Touchdowns

3	Thurman Thomas, Buffalo	Jan. 23, 1994
3	Jalen Hurts, Philadelphia	Feb. 12, 2023
2	Elijah Pitts, Green Bay	Jan. 15, 1967
2	Freeman McNeil, N.Y. Jets	Dec. 28, 1986
2	Terrell Davis, Denver	Jan. 4, 1998
2	Edgerrin James, Indianapolis	Jan. 11, 2004
2	Rex Burkhead, New England	Jan. 20, 2019
2	Sony Michel, New England	Jan. 20, 2019

#### Long Run

54	Marion Butts, San Diego	Jan. 2, 1993
----	-------------------------	--------------

### RECEIVING

#### Pass Receptions

13	T.Y. Hilton, Indianapolis	Jan. 4, 2014
10	Todd Heap, Baltimore	Jan. 9, 2011
10	Julian Edelman, New England	Jan. 16, 2016
9	Haywood Jeffries, Houston	Jan. 16, 1994
9	Dallas Clark, Indianapolis	Jan. 6, 2007
8	Charles Smith, Oakland	Jan. 4, 1970
8	Gabriel Davis, Buffalo	Jan. 23, 2022

#### Receiving Yards (All 100+)

224	T.Y. Hilton, Indianapolis	Jan. 4, 2014
201	Gabriel Davis, Buffalo	Jan. 23, 2022
180	Fred Biletnikoff, Oakland	Dec. 22, 1968
140	Paul Warfield, Miami	Dec. 25, 1971
138	Max McGee, Green Bay	Jan. 15, 1967
127	Bobby Burnett, Buffalo	Jan. 11, 1967
118	DeAndre Hopkins, Houston	Jan. 12, 2020
111	John Henderson, Minnesota	Jan. 11, 1970
108	Todd Heap, Baltimore	Jan. 9, 2011
108	Antonio Brown, Pittsburgh	Jan. 15, 2017
103	Dallas Clark, Indianapolis	Jan. 6, 2007
103	Tee Higgins, Cincinnati	Jan. 30, 2022
100	Andre Reed, Buffalo	Jan. 5, 1992
100	Julian Edelman, New England	Jan. 16, 2016
100	DeVonta Smith, Philadelphia	Feb. 12, 2023

#### Touchdown Receptions

4	Gabriel Davis, Buffalo	Jan. 23, 2022
3	Fred Biletnikoff, Oakland	Dec. 22, 1968
2	Max McGee, Green Bay	Jan. 15, 1967
2	Warren Wells, Oakland	Dec. 22, 1968
2	Andre Reed, Buffalo	Jan. 5, 1992
2	T.Y. Hilton, Indianapolis	Jan. 4, 2014
2	Rob Gronkowski, New England	Jan. 16, 2016
2	Rob Gronkowski, Tampa Bay	Feb. 7, 2021

### DEFENSE / SPECIAL TEAMS

#### Interceptions Made

2	Kirby Jackson, Buffalo	Jan. 5, 1992
---	------------------------	--------------

#### Long Interception Return

50	Willie Wood, Green Bay	Jan. 15, 1967
----	------------------------	---------------

#### Long Punt Return

27	Britain Covey, Philadelphia	Feb. 12, 2023
----	-----------------------------	---------------

# PLAYOFF OPPONENT INDIVIDUAL

## Long Kickoff Return

63 Jamal Agnew, Jacksonville Jan. 21, 2023

## Long Punt

64 Reggie Roby, Miami Jan. 5, 1991

## Long Field Goal (All 50+)

58 Pete Stoyanovich, Miami Jan. 5, 1991

52	Ryan Succop, Tampa Bay	Feb. 7, 2021
52	Evan McPherson, Cincinnati	Jan. 30, 2022
51	Tyler Bass, Buffalo	Jan. 24, 2021
50	Adam Vinatieri, Indianapolis	Jan. 6, 2007

## Sacks

3	Gerald Williams, Pittsburgh	Jan. 8, 1994
3	Whitney Mercilus, Houston	Jan. 9, 2016

# SUPERLATIVES

## CHIEFS SUPERLATIVES

### RECEIVING

#### 100-Yard Pass Receivers (291) (Years 1960-2006)

Date	Opponent	Player	Rec.	Yds.	Avg.	LGTD	Result
1. 10/2/60	N.Y. Titans	Johnny Robinson	3	120	40.0	72	0
2. 12/18/60	Buffalo	Johnny Robinson	4	130	32.5	74t	1
3. 9/24/61	@ Oakland	Chris Burford	6	101	16.8	32	1
4. 11/3/61	@ Boston	Chris Burford	7	137	19.6	42t	1
5. 11/12/61	Buffalo	Chris Burford	9	102	11.3	36	0
6. 12/3/61	@ N.Y. Titans	Abner Haynes	6	127	21.2	43	0
7. 12/3/61	@ N.Y. Titans	Chris Burford	3	105	35.0	54	0
8. 12/10/61	Denver	Johnny Robinson	6	112	18.7	45t	1
9. 10/12/62	@ Boston	Chris Burford	10	171	17.1	31t	1
10. 10/21/62	N.Y. Titans	Abner Haynes	4	121	30.3	78	1
11. 11/18/62	@ Denver	Fred Arbanas	3	117	39.0	47t	1
12. 9/7/63	@ Denver	Frank Jackson	7	149	21.3	81t	2
13. 9/22/63	@ Buffalo	Chris Burford	11	106	9.6	19t	2
14. 10/13/63	Buffalo	Chris Burford	10	100	10.0	33t	1
15. 10/20/63	San Diego	Abner Haynes	8	149	18.6	73t	1
16. 12/1/63	@ N.Y. Jets	Frank Jackson	6	110	18.3	48	0
17. 9/13/64	@ Buffalo	Fred Arbanas	6	113	18.8	42	1
18. 9/27/64	@ Oakland	Abner Haynes	5	117	23.4	56t	1
19. 10/4/64	Houston	Chris Burford	4	143	17.9	50t	2
20. 10/4/64	Houston	Fred Arbanas	8	131	32.8	59	0
21. 10/11/64	@ Denver	Chris Burford	5	108	21.6	36	2
22. 10/11/64	@ Denver	Fred Arbanas	5	103	20.6	33	1
23. 11/1/64	Denver	Abner Haynes	5	106	21.2	40	1
24. 11/1/64	Denver	Curtis McClinton	4	103	25.8	66t	2
25. 11/29/64	@ N.Y. Jets	Frank Jackson	10	175	17.5	34	0
26. 12/6/64	Boston	Frank Jackson	7	144	20.6	72	0
27. 12/13/64	@ San Diego	Frank Jackson	8	142	17.8	64t	4
28. 11/21/65	@ Boston	Chris Burford	9	120	13.3	34	1
29. 11/28/65	Houston	Frank Jackson	5	118	23.6	45	1
30. 12/19/65	Denver	Curtis McClinton	5	213	42.6	69	0
31. 12/19/65	Denver	Otis Taylor	6	110	18.3	41	1
32. 9/25/66	@ Boston	Chris Burford	10	155	15.5	31t	3
33. 10/2/66	Buffalo	Otis Taylor	4	125	31.3	71t	1
34. 10/8/66	Denver	Otis Taylor	5	103	20.6	55	0
35. 10/30/66	Houston	Otis Taylor	5	187	37.4	77t	1
36. 11/13/66	Miami	Otis Taylor	4	113	28.3	89t	1
37. 11/20/66	Boston	Otis Taylor	9	133	14.8	26	2
38. 11/27/66	@ N.Y. Jets	Otis Taylor	6	136	22.7	45	0
39. 11/27/66	@ N.Y. Jets	Chris Burford	8	109	13.6	32	1
40. 10/15/67	San Diego	Otis Taylor	9	134	14.9	45	0
41. 9/28/68	Miami	Otis Taylor	3	113	37.7	44	1
42. 11/3/68	Oakland	Gloster Richardson	2	121	60.9	92t	2
43. 11/17/68	Boston	Frank Pitts	5	126	25.2	90t	1
44. 11/28/68	Houston	Frank Pitts	7	124	17.7	43t	2
45. 12/14/68	@ Denver	Otis Taylor	3	119	39.7	67t	1
46. 9/14/69	@ San Diego	Otis Taylor	5	111	22.2	55t	2
47. 10/19/69	Miami	Otis Taylor	4	131	32.8	79	0
48. 10/26/69	Cincinnati	Mike Garrett	5	101	20.2	41	1
49. 11/23/69	Oakland	Otis Taylor	6	103	17.2	36	1
50. 9/20/70	@ Minnesota	Otis Taylor	5	100	20.0	59t	1
51. 11/1/70	Oakland	Otis Taylor	4	129	32.3	56	1
52. 10/18/71	Pittsburgh	Otis Taylor	6	190	31.7	82	2
53. 10/24/71	Washington	Otis Taylor	5	105	21.0	28t	2
54. 12/12/71	Oakland	Otis Taylor	8	113	14.1	29t	1
55. 10/15/72	Cincinnati	Otis Taylor	10	149	14.9	26	1
56. 9/23/73	@ New England	Otis Taylor	5	115	23.0	46	0
57. 11/10/74	San Diego	Larry Brunson	9	210	23.3	84t	1
58. 10/19/75	@ San Diego	Walter White	2	105	52.5	60t	1
59. 12/21/75	@ Oakland	Barry Pearson	6	103	17.2	27	1
60. 10/3/76	@ Buffalo	Larry Brunson	6	106	17.7	24	0
61. 11/7/76	Pittsburgh	Walter White	6	105	17.5	40	0
62. 10/21/79	N.Y. Giants	Tony Reed	8	103	12.9	26	0
63. 10/19/80	@ Denver	Henry Marshall	6	103	17.2	46t	1
64. 11/23/80	@ St. Louis	Henry Marshall	7	117	16.7	36	0
65. 12/21/80	@ Baltimore	Henry Marshall	9	176	19.6	75t	2
66. 12/21/80	@ Baltimore	J.T. Smith	7	129	18.4	37t	1
67. 9/20/81	San Diego	J.T. Smith	9	140	15.6	33	0
68. 10/11/81	Oakland	Henry Marshall	6	110	18.3	43	1
69. 10/11/81	Oakland	Joe Delaney	3	104	34.7	61	0
70. 11/21/82	@ New Orleans	J.T. Smith	3	101	16.8	51	0
71. 12/12/82	L.A. Raiders	Al Dixon	6	102	17.0	37	0
72. 12/19/82	@ Denver	Carlos Carson	3	110	36.7	51	1
73. 9/4/83	Seattle	Carlos Carson	7	104	14.9	48	1
74. 9/18/83	@ Washington	Carlos Carson	6	109	18.2	34	0
75. 10/16/83	N.Y. Giants	Henry Marshall	7	131	18.7	46t	2
76. 11/6/83	L.A. Raiders	Carlos Carson	5	103	20.6	39	0
77. 11/20/83	@ Dallas	Carlos Carson	7	135	19.3	48t	2
78. 11/20/83	@ Dallas	Henry Marshall	8	115	14.4	35	0
79. 11/27/83	@ Seattle	Carlos Carson	7	149	21.3	35	1
80. 12/11/83	@ San Diego	Carlos Carson	7	165	23.6	50t	1
81. 9/9/84	Cincinnati	Anthony Hancock	3	109	36.3	46t	1
82. 9/23/84	@ Denver	Henry Marshall	3	148	18.5	37	0
83. 10/14/84	San Diego	Carlos Carson	7	165	23.6	29	0
84. 10/28/84	Tampa Bay	Carlos Carson	7	131	18.7	56	0
85. 11/25/84	@ N.Y. Giants	Carlos Carson	5	153	30.6	56	1
86. 12/2/84	Denver	Carlos Carson	7	126	18.0	36	1
87. 12/9/84	Seattle	Henry Marshall	8	166	20.8	36	1
88. 9/8/85	@ New Orleans	Carlos Carson	8	173	21.6	37	2
89. 9/12/85	L.A. Raiders	Carlos Carson	5	118	23.6	26	1
90. 12/22/85	San Diego	Stephone Paige	8	309	38.6	84t	2
91. 11/30/86	Buffalo	Stephone Paige	9	119	13.2	26	1
92. 10/25/87	@ San Diego	Carlos Carson	9	197	21.9	63t	2
93. 11/1/87	@ Chicago	Stephone Paige	5	121	24.2	51	1
94. 11/1/87	@ Chicago	Carlos Carson	7	117	16.7	29t	1
95. 11/15/87	N.Y. Jets	Jonathan Hayes	5	105	21.0	33	0
96. 12/13/87	L.A. Raiders	Carlos Carson	4	142	35.6	67t	1
97. 12/27/87	Seattle	Carlos Carson	4	120	30.0	81t	1
98. 12/27/87	Seattle	Stephone Paige	8	110	15.7	46t	1
99. 9/11/88	@ Seattle	Paul Palmer	8	105	13.1	27	0
100. 9/25/88	San Diego	Paul Palmer	5	122	24.4	71t	2
101. 10/2/88	@ N.Y. Jets	Carlos Carson	5	162	32.4	80t	1
102. 10/16/88	L.A. Raiders	Paul Palmer	5	103	20.6	48t	1
103. 11/20/88	Seattle	Stephone Paige	5	106	21.2	49	0
104. 12/4/88	N.Y. Jets	Stephone Paige	4	113	28.3	41t	2
105. 10/29/89	@ Pittsburgh	Stephone Paige	7	163	23.3	50	0
106. 11/26/89	Houston	Stephone Paige	7	114	16.3	42	0
107. 12/3/89	Miami	Stephone Paige	7	133	19.0	38	1
108. 9/17/90	@ Denver	Stephone Paige	10	206	20.6	83t	2
109. 12/23/90	@ San Diego	Todd McNair	3	111	37.0	65	1
110. 11/24/91	@ Cleveland	Emile Harry	11	159	14.5	36	1
111. 12/22/91	@ L.A. Raiders	J.J. Birden	8	188	23.5	57	2
112. 10/4/92	@ Denver	Willie Davis	5	127	25.4	50t	1
113. 10/11/92	Philadelphia	Willie Davis	5	167	33.4	74t	1
114. 10/18/92	@ Dallas	Willie Davis	6	100	16.7	38	0
115. 11/15/92	Washington	Tim Barnett	6	148	24.7	44t	2
116. 9/20/93	Denver	Willie Davis	6	139	23.2	35	0
117. 11/14/93	@ L.A. Raiders	Willie Davis	5	115	23.0	66t	1
118. 9/4/94	@ New Orleans	Willie Davis	7	109	15.6	42	1
119. 12/4/94	Denver	Willie Davis	3	107	35.7	62t	1
120. 12/4/94	Denver	J.J. Birden	7	101	14.4	44	0
121. 12/12/94	@ Miami	J.J. Birden	10	131	13.1	22t	1
122. 12/18/94	Houston	Lake Dawson	5	101	20.2	50	1
123. 9/3/95	@ Seattle	Willie Davis	6	155	25.8	60t	2
124. 9/24/95	@ Cleveland	Keith Cash	8	111	13.9	38t	1
125. 9/8/97	@ Oakland	Andre Rison	8	162	20.3	43	1
126. 11/30/97	San Francisco	Andre Rison	5	117	23.4	45	2
127. 11/22/98	@ San Diego	Derrick Alexander	5	173	34.6	41	1
128. 11/29/98	Arizona	Derrick Alexander	6	116	19.3	30t	2
129. 9/12/99	@ Chicago	Derrick Alexander	6	154	25.7	86t	1
130. 9/19/99	Denver	Derrick Alexander	6	117	19.5	49	0
131. 10/31/99	San Diego	Derrick Alexander	2	113	56.5	81t	1
132. 11/21/99	Seattle	Derrick Alexander	8	101	12.6	25	0
133. 9/17/00	San Diego	Sylvester Morris	6	112	18.7	36t	3
134. 9/24/00	@ Denver	Tony Gonzalez	10	127	12.7	17	1
135. 10/2/00	Seattle	Derrick Alexander	5	153	30.6	73	1
136. 10/15/00	Oakland	Tony Gonzalez	7	100	14.3	22	1
137. 10/22/00	St. Louis	Derrick Alexander	5	117	23.4	31	1
138. 10/22/00	St. Louis	Tony Gonzalez	5	117	23.4	39	1
139. 10/29/00	@ Seattle	Tony Gonzalez	8	101	12.6	22	0
140. 10/29/00	@ Seattle	Derrick Alexander	4	137	34.3	59t	2
141. 11/5/00	@ Oakland	Derrick Alexander	9	139	15.4	48t	2
142. 11/5/00	@ Oakland	Tony Gonzalez	9	134	14.9	29	0
143. 11/5/00	@ Oakland	Sylvester Morris	6	102	17.0	47	0
144. 11/19/00	Buffalo	Derrick Alexander	7	146	20.9	35	0
145. 12/4/00	@ New England	Tony Gonzalez	11	147	13.4	29	1
146. 12/4/00	@ New England	Derrick Alexander	5	116	23.2	81t	1
147. 10/7/01	@ Denver	Tony Gonzalez	8	129	16.1	35	0
148. 11/29/01	Philadelphia	Priest Holmes	8	100	12.5	37	0
149. 12/9/01	@ Oakland	Priest Holmes	5	109	21.8	67t	1
150. 12/30/01	@ Jacksonville	Eddie Kennison	6	121	20.2	50	0
151. 9/8/02	@ Cleveland	Eddie Kennison	4	120	30.0	64	0
152. 9/29/02	Miami	Tony Gonzalez	7	140	20.0	42t	3
153. 11/10/02	@ San Francisco	Eddie Kennison	8	134	16.8	23	0
154. 11/7/02	@ Seattle	Priest Holmes	7	110	15.7	64t	1
155. 12/15/02	@ Denver	Dante Hall	5	143	28.6	75t	2
156. 12/22/02	San Diego	Marc Boerigter	5	144	28.8	89t	2
157. 10/12/03	@ Green Bay	Tony Gonzalez	4	121	30.0	67	1
158. 10/12/03	@ Green Bay	Johnnie Morton	6	109	18.2	38	1
159. 10/26/03	Buffalo	Dante Hall	4	107	26.8	67t	1
160. 11/9/03	Cleveland	Eddie Kennison	7	115	16.4	36	0
161. 11/23/03	Oakland	Priest Holmes	6	100	16.7	36	0
162. 12/7/03	@ Denver	Dante Hall	11	124	11.3	34	0
163. 12/14/03	Detroit	Derrick Blaylock	5	106	21.2	63t	1
164. 9/12/04	@ Denver	Eddie Kennison	6	101	16.8	57	0
165. 9/26/04	Houston	Tony Gonzalez	8	106	13.3	25	1
166. 10/17/04	@ Jacksonville	Johnnie Morton	7	111	15.9	52	0
167. 10/31/04	Indianapolis	Tony Gonzalez	8</				

# SUPERLATIVES

187. 10/29/06	Seattle	Tony Gonzalez	6	116	19.3	37	0
188. 12/3/06	@ Cleveland	Eddie Kennison	7	117	16.7	39	1 L, 28-31 OT
189. 12/3/06	@ Cleveland	Tony Gonzalez	9	105	11.7	23t	2
190. 12/31/06	Jacksonville	Eddie Kennison	6	144	24.0	40	1 W, 35-30

## 100-Yard Pass Receivers (Years 2007-Present)

Date	Opponent	Player	Rec.	Yds.	Avg.	LG	TD	Result
191. 9/30/07	@ San Diego	Dwayne Bowe	8	164	20.5	51t	1	W, 30-16
192. 10/7/07	Jacksonville	Tony Gonzalez	8	100	12.5	22	0	L, 7-17
193. 10/14/07	Cincinnati	Tony Gonzalez	9	102	11.3	26t	2	W, 27-20
194. 11/4/07	Green Bay	Tony Gonzalez	10	109	10.9	25	1	L, 22-33
195. 11/11/07	Denver	Dwayne Bowe	9	105	11.7	23	0	L, 11-27
196. 12/2/07	San Diego	Tony Gonzalez	10	140	14.0	31	0	W, 20-14
197. 12/23/07	@ Detroit	Tony Gonzalez	10	137	13.7	29	0	L, 20-25
198. 10/26/08	@ N.Y. Jets	Dwayne Bowe	6	102	17.0	26	0	L, 24-28
199. 11/9/08	@ San Diego	Tony Gonzalez	10	113	11.3	34t	2	L, 19-20
200. 11/23/08	Buffalo	Tony Gonzalez	10	113	11.3	35	1	L, 31-54
201. 11/30/08	@ Oakland	Tony Gonzalez	8	110	13.8	23	0	W, 20-13
202. 12/21/08	Miami	Jamaal Charles	3	102	34.0	75	0	L, 31-38
203. 12/28/08	@ Cincinnati	Dwayne Bowe	10	103	10.3	32	0	L, 6-16
204. 10/18/09	@ Washington	Dwayne Bowe	6	109	18.2	32	0	W, 14-6
205. 11/22/09	Pittsburgh	Chris Chambers	4	119	29.8	61	0	W, 27-24 OT
206. 12/20/09	Cleveland	Chris Chambers	5	114	22.8	39	1	L, 34-41
207. 10/17/10	@ Houston	Dwayne Bowe	6	108	18.0	42t	2	L, 31-35
208. 11/14/10	@ Denver	Dwayne Bowe	13	186	14.3	24	2	L, 29-49
209. 11/21/10	Arizona	Dwayne Bowe	6	109	18.2	38t	2	W, 31-13
210. 11/28/10	@ Seattle	Dwayne Bowe	13	170	13.1	36t	3	W, 42-24
211. 12/26/10	Tennessee	Dwayne Bowe	6	153	25.5	75t	1	W, 34-14
212. 9/18/11	@ Detroit	Dwayne Bowe	5	101	20.2	45	0	L, 3-48
213. 10/2/11	Minnesota	Dwayne Bowe	5	107	21.4	52t	1	W, 22-17
214. 10/9/11	@ Indianapolis	Dwayne Bowe	7	128	18.3	41t	2	W, 28-24
215. 11/6/11	Miami	Steve Breaston	7	115	16.4	37	0	L, 3-31
216. 9/16/12	@ Buffalo	Dwayne Bowe	8	102	12.8	33t	2	L, 17-35
217. 9/30/12	San Diego	Dwayne Bowe	7	108	15.4	29t	1	L, 20-37
218. 9/19/13	@ Philadelphia	Donnie Avery	7	141	20.1	51	0	W, 26-16
219. 12/15/13	@ Oakland	Jamaal Charles	8	195	24.4	71	4	W, 56-31
220. 12/7/14	@ Arizona	Travis Kelce	7	110	15.7	29	0	L, 14-17
221. 9/13/15	@ Houston	Travis Kelce	6	106	17.7	42t	2	W, 31-24
222. 9/28/15	@ Green Bay	Jeremy Maclin	8	141	17.6	61	1	L, 28-38
223. 10/4/15	@ Cincinnati	Jeremy Maclin	11	148	13.5	44	0	L, 36-21
224. 11/29/15	Buffalo	Jeremy Maclin	9	160	17.8	41	1	W, 30-22
225. 1/9/16	@ Houston	Travis Kelce	8	128	16.0	48	0	W, 30-0
226. 9/11/16	San Diego	Spencer Ware	7	129	18.4	45	0	W, 33-27 OT
227. 10/30/16	@ Indianapolis	Travis Kelce	7	101	14.4	21	1	W, 30-14
228. 11/20/16	Tampa Bay	Travis Kelce	7	108	15.4	44	0	L, 17-19
229. 11/27/16	@ Denver	Travis Kelce	8	101	12.6	21	0	W, 30-27 OT
230. 12/4/16	@ Atlanta	Travis Kelce	8	140	17.5	35	0	W, 29-28
231. 12/8/16	Oakland	Travis Kelce	5	101	20.2	34	0	W, 21-13
232. 12/25/16	Denver	Travis Kelce	11	160	14.5	80t	1	W, 33-10
233. 9/7/17	@ New England	Tyreek Hill	7	133	19.0	75t	1	W, 42-27
234. 9/17/17	@ Philadelphia	Travis Kelce	8	103	12.9	44	1	W, 27-20
235. 10/2/17	Washington	Travis Kelce	7	111	15.9	32	1	W, 29-20
236. 10/19/17	@ Oakland	Tyreek Hill	6	125	20.8	64t	1	L, 30-31
237. 10/30/17	Denver	Travis Kelce	7	133	19.0	33	1	W, 29-19
238. 11/19/17	@ New York Giants	Travis Kelce	8	109	13.6	32	0	L, 9-12 OT
239. 12/3/17	@ New York Jets	Tyreek Hill	6	185	30.8	79t	2	L, 31-38
240. 12/24/17	Miami	Tyreek Hill	6	109	18.2	52	0	W, 29-13
241. 12/31/17	@ Denver	Albert Wilson	10	147	14.7	24	0	W, 27-24
242. 9/9/18	@ Los Angeles Chargers	Tyreek Hill	7	169	24.1	58t	2	W, 38-28

243. 9/16/18	@ Pittsburgh	Travis Kelce	7	109	15.6	31	2	W, 42-37
244. 9/16/18	@ Pittsburgh	Sammy Watkins	6	100	16.7	40	0	0
245. 9/23/18	San Francisco	Travis Kelce	8	114	14.3	25	0	W, 38-27
246. 10/7/18	Jacksonville	Travis Kelce	5	100	20.0	40	0	W, 30-14
247. 10/14/18	@ New England	Tyreek Hill	7	142	20.3	75t	3	L, 40-43
248. 10/14/18	@ New England	Kareem Hunt	5	105	21.0	67t	1	1
249. 10/28/18	Denver	Sammy Watkins	8	107	13.4	24	2	W, 30-23
250. 11/11/18	Arizona	Tyreek Hill	7	117	16.7	38	2	W, 26-14
251. 11/19/18	@ Los Angeles Rams	Tyreek Hill	10	215	21.5	73t	2	L, 51-54
252. 11/19/18	@ Los Angeles Rams	Travis Kelce	10	127	12.7	37	1	1
253. 12/2/18	@ Oakland	Travis Kelce	12	168	14.0	28	2	W, 40-33
254. 12/9/18	Baltimore	Tyreek Hill	8	139	17.4	48	0	W, 27-24 OT
255. 12/30/18	Oakland	Tyreek Hill	5	101	20.2	67t	1	W, 35-3
256. 9/8/19	@ Jacksonville	Sammy Watkins	9	198	22	68t	3	W, 40-26
257. 9/15/19	@ Oakland	Demarcus Robinson	6	172	28.7	44t	2	W, 28-10
258. 9/15/19	@ Oakland	Travis Kelce	7	107	15.3	34	1	1
259. 10/6/19	Indianapolis	Byron Pringle	6	103	17.2	28	1	L, 13-19
260. 11/3/19	Minnesota	Tyreek Hill	6	140	23.3	41	1	W, 26-23
261. 11/10/19	@ Tennessee	Tyreek Hill	11	157	14.3	39	1	L, 32-35
262. 12/15/19	Denver	Travis Kelce	11	142	12.9	21	0	W, 23-3
263. 10/11/20	Las Vegas	Travis Kelce	8	108	13.5	32	1	L, 32-40
264. 11/1/20	New York Jets	Travis Kelce	8	109	13.6	25	1	W, 35-9
265. 11/8/20	Carolina	Travis Kelce	10	159	15.9	44	0	W, 33-31
266. 11/8/20	Carolina	Tyreek Hill	9	113	12.6	28t	2	2
267. 11/22/20	@ Las Vegas	Travis Kelce	8	127	15.9	22t	1	W, 35-31
268. 11/22/20	@ Las Vegas	Tyreek Hill	11	102	9.3	15	1	1
269. 11/29/20	@ Tampa Bay	Tyreek Hill	13	269	20.7	75t	3	W, 27-24
270. 12/6/20	Denver	Travis Kelce	8	136	17.0	28	1	W, 22-16
271. 12/13/20	@ Miami	Travis Kelce	8	136	17.0	32	1	W, 33-27
272. 9/12/21	Cleveland	Tyreek Hill	11	197	17.9	75t	1	W, 33-29
273. 9/19/21	@ Baltimore	Travis Kelce	7	109	15.6	46t	1	L, 35-36
274. 9/26/21	L.A. Chargers	Travis Kelce	7	104	14.9	28	0	L, 24-30
275. 10/3/21	@ Philadelphia	Tyreek Hill	11	186	16.9	44t	3	W, 42-30
276. 11/14/21	@ Las Vegas	Travis Kelce	8	119	14.9	30	0	W, 41-14
277. 11/14/21	@ Las Vegas	Darrel Williams	9	101	11.2	38t	1	1
278. 12/16/21	@ L.A. Chargers	Tyreek Hill	12	148	12.3	40	1	W, 34-28 OT
279. 12/16/21	@ L.A. Chargers	Travis Kelce	10	191	19.1	69	2	2
280. 1/8/22	@ Denver	Mecole Hardman	8	103	12.9	44	0	W, 28-24
281. 9/11/22	@ Arizona	Travis Kelce	8	121	15.1	35	1	W, 44-21
282. 10/16/22	Buffalo	Juju Smith-Schuster	5	113	22.6	42t	1	L, 20-24
283. 10/16/22	Buffalo	Travis Kelce	8	108	13.5	25	0	0
284. 10/23/22	@ San Francisco	Juju Smith-Schuster	7	124	17.7	45t	1	W, 44-23
285. 10/23/22	@ San Francisco	Marquez Valdes-Scantling	3	111	37.0	57	0	0
286. 11/6/22	Tennessee	Travis Kelce	10	106	10.6	23	0	W, 20-17 OT
287. 11/20/22	@ Los Angeles Chargers	Travis Kelce	6	115	19.2	34	3	W, 30-27
288. 12/11/22	@ Denver	Jerick McKinnon	7	112	16.0	56t	2	W, 34-28
289. 12/18/22	@ Houston	Travis Kelce	10	105	10.5	18	0	W, 30-24 OT
290. 12/24/22	Seattle	Travis Kelce	6	113	18.8	52	0	W, 24-10
291. 10/12/23	Denver	Travis Kelce	9	124	13.8	40	0	W, 19-8

Note: The Chiefs have registered 260 regular season games in franchise history with at least one 100-yard receiver. In those games with at least one 100-yard receiver, the Chiefs are 149-106-5 (.579). Kansas City has 31 regular season games with two or more 100-yard receivers in franchise history. They are 18-13-0 (.581) in those games.



# SUPERLATIVES

## Career 100-Yard Receiving Games

	Player	100-Yard Games
1.	Travis Kelce (2013-23)	36
2.	Tony Gonzalez (1997-08)	26
3.	Otis Taylor (1965-75)	20
4.	Carlos Carson (1980-89)	18
	Tyreek Hill (2016-21)	18
6.	Eddie Kennison (2001-07)	17
7.	Dwayne Bowe (2007-14)	15
8.	Chris Burford (1960-67)	12
	Derrick Alexander (1998-01)	12
10.	Stephone Paige (1983-91)	11
11.	Henry Marshall (1976-87)	8
	Willie Davis (1991-95)	8
13.	Frank Jackson (1961-65)	6
14.	Abner Haynes (1960-65)	5
	Priest Holmes (2001-07)	5
16.	Fred Arbanas (1962-70)	4
17.	Johnny Robinson (1960-71)	3
	J.T. Smith (1978-84)	3
	Paul Palmer (1987-88)	3
	J.J. Birden (1990-94)	3
	Dante Hall (2000-06)	3
	Johnnie Morton (2002-04)	3
	Jeremy Maclin (2015-16)	3
	Sammy Watkins (2018-20)	3
25.	Curtis McClinton (1962-69)	2
	Frank Pitts (1965-71)	2
	Larry Brunson (1974-77)	2
	Walter White (1975-79)	2
	Andre Rison (1997-99)	2
	Sylvester Morris (2000-03)	2
	Larry Johnson (2003-09)	2
	Chris Chambers (2009-10)	2
	Jammal Charles (2008-16)	2
	Juju Smith-Schuster (2022)	2
35.	Gloster Richardson (1967-70)	1
	Mike Garrett (1966-70)	1
	Barry Pearson (1974-76)	1
	Tony Reed (1977-80)	1
	Joe Delaney (1981-82)	1
	Al Dixon (1979-82)	1
	Anthony Hancock (1982-86)	1
	Jonathan Hayes (1985-93)	1
	Todd McNair (1989-93, '96)	1
	Emile Harry (1986-92)	1
	Tim Barnett (1991-93)	1
	Lake Dawson (1994-97)	1
	Keith Cash (1992-96)	1
	Marc Boerigter (2002-05)	1
	Derrick Blaylock (2001-04)	1
	Donnie Avery (2013-14)	1
	Steve Breaston (2011-12)	1
	Spencer Ware (2015-19)	1
	Albert Wilson (2014-17)	1
	Kareem Hunt (2017-18)	1
	Demarcus Robinson (2016-21)	1
	Byron Pringle (2019-21)	1
	Darrel Williams (2018-21)	1
	Mecole Hardman (2019-22)	1
	<b>Marquez Valdes-Scantling (2022-23)</b>	<b>1</b>
	<b>Jerick McKinnon (2021-23)</b>	<b>1</b>

## 100-Yard Rushing / Receiving Games (5)

Date	Opponent	Player	Att.	Yds	TDR	Rec.	Yds	TD	Result
1. 9/27/64	@ Oakland	Abner Haynes	12	106	0	5	117	1	W, 21-9
2. 10/21/79	N.Y. Giants	Tony Reed	20	106	0	8	103	0	L, 17-21
3. 10/11/81	Oakland	Joe Delaney	28	106	0	3	104	0	W, 27-0
4. 12/9/01	@ Oakland	Priest Holmes	28	168	1	5	109	1	L, 26-28
5. 11/24/02	@ Seattle	Priest Holmes	23	197	2	7	110	1	L, 32-39

## RUSHING

### 100-Yard Rushers (210)

Date	Opponent	Player	Att.	Yds.	Avg.	LG	TD	Result
1. 11/13/60	Denver	Abner Haynes	15	114	7.6	58	1	W, 34-7
2. 11/24/60	@ N.Y. Titans	Abner Haynes	11	157	14.3	67t	2	L, 35-41
3. 9/10/61	San Diego	Jack Spikes	7	109	15.6	74t	1	L, 10-26
4. 10/1/61	Houston	Abner Haynes	19	117	6.2	35	1	W, 26-21
5. 10/1/61	Houston	Jack Spikes	15	146	9.7	73t	3	
6. 10/8/61	@ Denver	Abner Haynes	26	139	5.3	53	0	W, 19-12
7. 11/26/61	Oakland	Abner Haynes	14	158	11.3	33	5	W, 43-11
8. 12/10/61	Denver	Frank Jackson	16	106	6.6	49t	4	W, 49-21
9. 12/17/61	N.Y. Titans	Abner Haynes	19	107	5.6	34	2	W, 35-24
10. 9/8/62	Boston	Abner Haynes	19	122	6.4	30t	4	W, 42-38
11. 9/30/62	Buffalo	Abner Haynes	16	164	10.3	71t	2	W, 41-21
12. 11/11/62	@ N.Y. Titans	Abner Haynes	24	107	4.5	21	2	W, 52-31
13. 11/11/62	@ N.Y. Titans	Curtis McClinton	19	102	5.4	11	1	
14. 11/25/62	Oakland	Abner Haynes	18	112	6.2	33t	2	W, 35-7
15. 11/25/62	Oakland	Curtis McClinton	12	109	9.1	46	0	
16. 12/9/62	Denver	Curtis McClinton	15	105	7.0	69t	1	W, 17-10
17. 11/3/63	@ Oakland	Curtis McClinton	15	101	6.7	36	0	L, 7-10
18. 9/27/64	@ Oakland	Abner Haynes	12	106	8.8	41	0	W, 21-9
19. 11/22/64	@ Houston	Abner Haynes	25	156	6.2	42	0	W, 28-19
20. 11/29/64	@ N.Y. Jets	Abner Haynes	11	120	10.9	80t	2	L, 14-27
21. 10/24/65	@ Houston	Mack Lee Hill	17	130	7.6	30	1	L, 36-38
22. 11/28/65	Houston	Mack Lee Hill	9	119	13.2	66t	1	W, 52-21
23. 9/11/66	@ Buffalo	Bert Coan	11	101	9.2	32	1	W, 42-20
24. 10/23/66	@ Denver	Bert Coan	13	111	8.5	35t	3	W, 56-10
25. 10/30/66	Houston	Mike Garrett	9	102	11.3	77t	1	W, 48-23
26. 12/18/66	@ San Diego	Mike Garrett	25	161	6.4	26	1	W, 27-17
27. 9/24/67	@ Miami	Mike Garrett	20	131	6.5	28	0	W, 24-0
28. 10/29/67	Denver	Mike Garrett	20	101	5.1	20t	2	W, 52-9
29. 11/5/67	N.Y. Jets	Mike Garrett	23	192	8.3	28	1	W, 42-18
30. 12/17/67	@ Denver	Mike Garrett	20	169	8.5	58	0	W, 38-24
31. 9/28/68	@ Miami	Robert Holmes	13	123	9.5	76t	1	W, 48-3
32. 10/20/68	Oakland	Mike Garrett	24	109	4.5	16	0	W, 24-10
33. 11/10/68	@ Cincinnati	Robert Holmes	21	158	7.5	27t	1	W, 16-9
34. 10/26/69	Cincinnati	Warren McVea	17	141	8.3	80t	1	W, 42-22
35. 11/16/69	@ N.Y. Jets	Warren McVea	15	102	6.8	22	1	W, 34-16
36. 11/1/70	Oakland	Ed Podolak	19	108	5.7	39	0	T, 17-17
37. 11/22/70	St. Louis	Ed Podolak	23	112	4.9	32	0	T, 6-6
38. 12/6/70	Denver	Ed Podolak	12	139	11.6	65t	1	W, 16-0
39. 10/24/71	Washington	Ed Podolak	24	110	4.6	21	0	W, 27-20
40. 11/5/72	Oakland	Ed Podolak	27	115	4.3	30	0	W, 27-14
41. 12/10/72	Baltimore	Wendell Hayes	19	104	5.5	16	0	W, 24-10
42. 11/12/73	Chicago	Ed Podolak	28	134	4.8	13	0	W, 19-7
43. 12/2/73	Cleveland	Willie Ellison	20	108	5.4	19	0	T, 20-20
44. 10/27/74	@ San Diego	Woody Green	23	146	6.3	43	1	W, 24-14
45. 11/18/74	@ Denver	Woody Green	18	114	6.3	24	1	W, 42-34
46. 12/8/74	Oakland	Jeff Kinney	21	124	5.9	21	0	L, 6-7
47. 10/12/75	Oakland	Woody Green	24	101	4.2	18	1	W, 42-10
48. 11/23/75	Detroit	Woody Green	19	135	7.1	42	0	W, 24-21 OT
49. 11/23/75	Detroit	MacArthur Lane	16	108	6.8	39	2	
50. 11/28/76	@ San Diego	Ed Podolak	25	127	5.1	12	2	W, 23-20
51. 12/12/76	Cleveland	Ed Podolak	29	137	4.9	22t	4	W, 39-14
52. 10/3/77	Oakland	Tony Reed	12	119	9.9	59	0	L, 28-37
53. 11/13/77	@ Chicago	Ed Podolak	29	102	3.5	14t	2	L, 27-28
54. 9/3/78	@ Cincinnati	Mark Bailey	26	106	4.1	12	0	W, 24-23
55. 9/10/78	Houston	Tony Reed	16	141	8.8	28	1	L, 17-20
56. 9/17/78	@ N.Y. Giants	Tony Reed	14	114	8.1	48	0	L, 10-26
57. 10/1/78	@ Buffalo	MacArthur Lane	17	144	8.5	30	0	L, 13-28
58. 11/12/78	@ San Diego	Arnold Morgado	29	115	4.0	12	2	L, 23-29 OT
59. 11/26/78	San Diego	Ted McKnight	11	104	9.5	22	0	W, 23-0
60. 12/17/78	@ Seattle	Tony Reed	11	121	11.0	62t	1	L, 19-23
61. 9/30/79	@ Seattle	Ted McKnight	12	147	12.3	84t	2	W, 24-6
62. 10/21/79	N.Y. Giants	Tony Reed	20	106	5.3	14	0	L, 17-21
63. 11/18/79	@ Oakland	Mike Williams	28	109	3.9	21	0	W, 24-21
64. 10/4/81	@ New England	Joe Delaney	18	101	5.6	18t	1	L, 17-33
65. 10/11/81	Oakland	Joe Delaney	28	106	3.8	12	0	W, 27-0
66. 10/18/81	Denver	Joe Delaney	21	149	7.1	82t	1	W, 24-14
67. 11/1/81	@ San Diego	Joe Delaney	23	117	5.1	19	0	L, 20-22
68. 11/15/81	Houston	Joe Delaney	23	193	6.7	26	1	W, 23-10
69. 11/22/81	Seattle	James Hadnot	10	106	10.6	24	0	W, 40-13
70. 12/20/81	@ Minnesota	Billy Jackson	25	102	4.1	18	0	W, 10-6
71. 12/8/85	Atlanta	Mike Pruitt	16	102	6.4	54	0	W, 38-10
72. 9/13/87	San Diego	Christian Okoye	21	105	5.0	43t	1	W, 20-13
73. 12/27/87	Seattle	Herman Heard	12	107	8.9	37t	1	W, 41-20
74. 11/13/88	Cincinnati	Christian Okoye	16	102	6.4	48	1	W, 31-28
75. 9/24/89	@ San Diego	Christian Okoye	16	112	7.0	59	0	L, 6-21
76. 10/1/89	Cincinnati	Christian Okoye	25	101	4.0	16	1	L, 17-21
77. 10/8/89	@ Seattle	Christian Okoye	30	156	5.2	14	1	W, 20-16
78. 10/22/89	Dallas	Christian Okoye	33	170	5.2	23	2	W, 36-28
79. 10/29/89	@ Pittsburgh	Christian Okoye	23	101	4.4	19	0	L, 17-23
80. 11/5/89	Seattle	Christian Okoye	37	126	3.4	16	1	W, 20-10
81. 12/3/89	Miami	Christian Okoye	32	148	4.6	13	1	W, 26-21
82. 12/10/89	@ Green Bay	Christian Okoye	38	131	3.5	12	1	W, 21-3
83. 9/23/90	@ Green Bay	Christian Okoye	23	122	5.3	32	1	W, 17-3
84. 10/14/90	Detroit	Barry Word	18	200	11.1	53t	2	W, 43-24
85. 12/2/90	@ New England	Barry Word	19	112	5.9	18	0	W, 37-7
86. 12/23/90	@ San Diego	Barry Word	28	106	3.8	14	1	W, 24-21
87. 9/1/91	Atlanta	Christian Okoye	22	143	6.5	48	1	W, 14-3
88. 10/7/91	Buffalo	Christian Okoye	29	122	4.5	14	2	W, 33-6
89. 10/7/91	Buffalo	Harvey Williams	20	103	5.2	21	0	
90. 10/13/91	Miami	Christian Okoye	23	153	6.7	38t	2	W, 42-7
91. 12/14/91	@ San Francisco	Barry Word	17	115	6.8	37	1	L, 14-28



# SUPERLATIVES

92.	12/22/91	@ L.A. Raiders	Barry Word	35	152	4.3	15	1	W,27-21
93.	9/20/92	@ Houston	Barry Word	22	114	5.2	13	0	L,20-23 OT
94.	9/28/92	L.A. Raiders	Barry Word	27	125	4.6	16	0	W,27-7
95.	12/24/94	@ L.A. Raiders	Marcus Allen	33	132	4.0	14	0	W,19-9
96.	9/3/95	@ Seattle	Greg Hill	15	109	7.3	27	0	W,34-10
97.	10/22/95	Denver	Marcus Allen	21	121	5.8	17	1	W,21-7
98.	12/3/95	@ Oakland	Marcus Allen	21	124	5.9	38	1	W,29-23
99.	12/24/95	Seattle	Greg Hill	21	113	5.4	16	0	W,26-3
100.	11/3/96	@ Minnesota	Greg Hill	15	100	6.7	28	2	W,21-6
101.	11/28/96	@ Detroit	Greg Hill	17	103	6.1	16	0	W,28-24
102.	9/6/98	Oakland	Donnell Bennett	24	115	4.8	26	1	W,28-8
103.	12/13/98	Dallas	Bam Morris	27	137	5.1	25	1	W,20-17
104.	9/19/99	Denver	Kimble Anders	22	142	6.5	46	0	W,26-10
105.	10/22/00	St. Louis	Kimble Anders	13	102	7.8	69	2	W,54-34
106.	12/17/00	Denver	Tony Richardson	23	156	6.8	33	1	W,20-7
107.	9/30/01	@ Washington	Priest Holmes	23	147	6.4	27	2	W,45-13
108.	10/14/01	Pittsburgh	Priest Holmes	20	150	7.5	26t	2	L,17-20
109.	11/4/01	@ San Diego	Priest Holmes	30	181	6.0	26	1	W,25-20
110.	11/25/01	Seattle	Priest Holmes	26	120	4.6	12	0	W,19-7
111.	12/9/01	@ Oakland	Priest Holmes	28	168	6.0	20	1	L,26-28
112.	12/16/01	Denver	Priest Holmes	29	121	4.2	14	1	W,26-23 OT
113.	1/6/02	@ Seattle	Priest Holmes	23	117	5.1	22	0	L,18-21
114.	9/8/02	@ Cleveland	Priest Holmes	22	122	5.5	26t	4	W,40-39
115.	9/22/02	@ New England	Priest Holmes	30	180	6.0	25	2	L,38-41 OT
116.	10/6/02	@ N.Y. Jets	Priest Holmes	23	152	6.6	27	1	W,29-25
117.	10/20/02	Denver	Priest Holmes	24	113	4.7	14	3	L,34-37 OT
118.	11/17/02	Buffalo	Priest Holmes	31	104	3.4	15	1	W,17-16
119.	11/24/02	@ Seattle	Priest Holmes	23	197	8.6	30	2	L,32-39
120.	12/1/02	Arizona	Priest Holmes	16	113	7.1	21	2	W,49-0
121.	12/8/02	St. Louis	Priest Holmes	24	132	5.5	17	2	W,49-10
122.	12/15/02	@ Denver	Priest Holmes	18	161	8.9	56	0	L,24-31
123.	9/14/03	Pittsburgh	Priest Holmes	26	122	4.7	31t	3	W,41-20
124.	10/20/03	@ Oakland	Priest Holmes	27	123	4.6	20	1	W,17-10
125.	11/30/03	@ San Diego	Priest Holmes	31	162	5.2	25	2	W,28-24
126.	9/12/04	@ Denver	Priest Holmes	26	151	5.8	33t	3	L,24-34
127.	9/26/04	Houston	Priest Holmes	32	134	4.2	18	0	L,21-24
128.	10/4/04	@ Baltimore	Priest Holmes	33	125	3.8	16	2	W,27-24
129.	10/24/04	Atlanta	Priest Holmes	22	139	6.3	16	4	W,56-10
130.	10/31/04	Indianapolis	Priest Holmes	32	143	5.4	21t	3	W,45-35
131.	11/14/04	@ New Orleans	Derrick Blaylock	33	186	5.6	24	1	L,20-27
132.	12/5/04	@ Oakland	Larry Johnson	20	118	5.9	34	1	W,34-27
133.	12/13/04	@ Tennessee	Larry Johnson	7	104	14.9	46t	2	W,49-38
134.	12/19/04	Denver	Larry Johnson	30	151	5.0	32t	2	W,45-17
135.	9/11/05	N.Y. Jets	Larry Johnson	9	110	12.2	35t	2	W,27-7
136.	11/6/05	Oakland	Larry Johnson	22	107	4.9	15t	2	W,27-23
137.	11/13/05	@ Buffalo	Larry Johnson	27	132	4.9	24	0	L,3-13
138.	11/20/05	@ Houston	Larry Johnson	36	211	5.9	30	2	W,45-17
139.	11/27/05	New England	Larry Johnson	31	119	3.8	16	1	W,26-16
140.	12/4/05	Denver	Larry Johnson	30	140	4.7	30	2	W,31-27
141.	12/11/05	@ Dallas	Larry Johnson	26	143	5.5	26	3	L,28-31
142.	12/17/05	@ N.Y. Giants	Larry Johnson	31	167	5.4	28	2	L,17-27
143.	12/24/05	San Diego	Larry Johnson	32	131	4.1	21	1	W,20-7
144.	1/1/06	Cincinnati	Larry Johnson	26	201	7.7	49t	3	W,37-3
145.	9/17/06	@ Denver	Larry Johnson	27	126	4.7	24	0	L,6-9 OT
146.	10/1/06	San Francisco	Larry Johnson	30	101	3.4	28	2	W,41-0
147.	10/22/06	San Diego	Larry Johnson	28	132	4.7	22	2	W,30-27
148.	10/29/06	Seattle	Larry Johnson	39	155	4.0	38	3	W,35-28
149.	11/5/06	@ St. Louis	Larry Johnson	27	172	6.4	45	1	W,31-17
150.	11/19/06	Oakland	Larry Johnson	31	154	5.0	18	2	W,17-13
151.	11/23/06	Denver	Larry Johnson	34	157	4.6	21	1	W,19-10
152.	12/3/06	@ Cleveland	Larry Johnson	28	110	3.9	24	0	L,28-31 OT
153.	12/10/06	Baltimore	Larry Johnson	23	120	5.2	47	0	L,10-20
154.	12/23/06	@ Oakland	Larry Johnson	31	135	4.4	19	1	W,20-9
155.	9/30/07	@ San Diego	Larry Johnson	25	123	4.9	37	0	W,30-16
156.	10/14/07	Cincinnati	Larry Johnson	31	119	3.8	34	1	W,27-20
157.	10/21/07	@ Oakland	Larry Johnson	24	112	4.7	54	1	W,12-10
158.	10/21/07	@ Oakland	Larry Johnson	31	150	4.8	19	2	L,17-20
159.	11/25/07	Oakland	Kolby Smith	24	121	5.0	48	1	L,14-38
160.	9/21/08	@ Atlanta	Larry Johnson	28	198	7.1	65	2	W,33-19
161.	9/28/08	Denver	Jamaal Charles	18	106	5.9	22	0	L,27-30 OT
162.	11/2/08	Tampa Bay	Jamaal Charles	12	108	9.0	33	1	L,31-38
163.	12/21/08	Miami	Larry Johnson	18	103	5.7	44	1	W,16-10
164.	11/15/09	@ Oakland	Jamaal Charles	20	143	7.2	76	1	L,10-16
165.	12/13/09	Buffalo	Jamaal Charles	25	154	6.2	47	1	L,34-41
166.	12/20/09	Cleveland	Jamaal Charles	24	102	4.3	14	0	L,10-17
167.	12/27/09	@ Cincinnati	Jamaal Charles	25	259	10.4	56	2	W,44-24
168.	1/3/10	@ Denver	Jamaal Charles	19	100	5.3	19	1	L,31-35
169.	10/17/10	@ Houston	Thomas Jones	20	125	6.3	70	1	W,42-20
170.	10/24/10	Jacksonville	Thomas Jones	22	177	8.0	32	0	W,13-10 OT
171.	10/31/10	Buffalo	Jamaal Charles	22	174	7.9	29	1	W,42-24
172.	11/28/10	@ Seattle	Jamaal Charles	21	116	5.5	16	0	W,10-6
173.	12/5/10	Denver	Jamaal Charles	11	126	11.5	80	1	W,27-13
174.	12/19/10	@ St. Louis	Jamaal Charles	19	119	6.3	24	0	W,28-24
175.	10/9/11	@ Indianapolis	Jackie Battle	33	233	7.1	91t	1	W,27-24 OT
176.	9/23/12	@ New Orleans	Jamaal Charles	31	140	4.5	25	0	L,6-9
177.	10/7/12	Baltimore	Jamaal Charles	23	100	4.3	12t	1	L,13-16
178.	11/12/12	@ Pittsburgh	Jamaal Charles	23	107	4.7	15	0	L,9-17
179.	11/25/12	Denver	Jamaal Charles	27	127	4.7	16	0	W,27-21
180.	12/2/12	Carolina	Jamaal Charles	18	165	9.2	80t	1	L,7-30
181.	12/9/12	@ Cleveland	Jamaal Charles	22	226	10.3	86t	1	L,13-20
182.	12/23/12	Indianapolis	Jamaal Charles	15	101	6.7	16	0	
183.	12/23/12	Indianapolis	Peyton Hillis	22	108	4.9	19	1	W,26-17
184.	10/6/13	@ Tennessee	Jamaal Charles						

185.	11/24/13	San Diego	Jamaal Charles	14	115	8.2	46	2	L,38-41
186.	12/8/13	@ Washington	Jamaal Charles	19	151	7.9	35	2	W,45-10
187.	12/22/13	Indianapolis	Jamaal Charles	13	106	8.2	31	1	L,7-23
188.	9/21/14	@ Miami	Knile Davis	32	132	4.1	21	1	W,34-15
189.	9/29/14	New England	Knile Davis	16	107	6.7	48	0	W,41-14
190.	11/16/14	Seattle	Jamaal Charles	20	159	8.0	47	2	W,24-20
191.	9/17/15	Denver	Jamaal Charles	21	125	6.0	34	1	L,31-24
192.	10/25/15	Pittsburgh	Charcandrick West	22	110	5.0	36	1	W,23-13
193.	11/29/15	Buffalo	Spencer Ware	19	114	6.0	35	1	W,30-22
194.	10/16/16	@ Oakland	Spencer Ware	24	131	5.5	45	1	W,26-10
195.	9/7/17	@ New England	Kareem Hunt	17	148	8.7	58	1	W,42-27
196.	9/24/17	@ Los Angeles Chargers	Kareem Hunt	17	172	10.1	69t	1	W,24-10
197.	10/2/17	Washington	Kareem Hunt	21	101	4.8	17	0	W,29-20
198.	10/8/17	@ Houston	Kareem Hunt	29	107	3.7	23	0	W,42-34
199.	12/10/17	Oakland	Kareem Hunt	25	116	4.6	17	1	W,26-15
200.	12/16/17	Los Angeles Chargers	Kareem Hunt	24	155	6.5	23	1	W,30-13
201.	10/1/18	@ Denver	Kareem Hunt	19	121	6.4	45	1	W,27-23
202.	12/23/18	@ Seattle	Damien Williams	13	103	7.9	25	0	L,31-38
203.	11/3/19	Minnesota	Damien Williams	12	125	10.4	91t	1	W,26-23
204.	12/29/19	Los Angeles Chargers	Damien Williams	12	124	10.3	84t	2	W,31-21
205.	9/10/20	Houston	C.Edwards-Helaire	25	138	5.5	27t	1	W,34-20
206.	10/19/20	@ Buffalo	C.Edwards-Helaire	26	161	6.2	31	0	W,26-17
207.	9/26/21	Los Angeles Chargers	C.Edwards-Helaire	17	100	5.9	14	0	L,24-30
208.	10/3/21	@ Philadelphia	C.Edwards-Helaire	14	102	7.3	17	0	W,42-30
209.	11/20/22	@ Los Angeles Chargers	Isiah Pacheco	15	107	7.1	28	0	W,30-27
210.	10/1/23	@ New York Jets	Isiah Pacheco	20	115	5.8	48t	1	W,23-20

Note: The Chiefs have registered 204 regular season games with one or more 100-yard rushers in franchise history. The team is 146-55-3 (.723) all-time in regular season games with at least one 100-yard rusher. The team has six regular season games with two or more 100-yard rushers in franchise history. They are 5-1-0 (.833) all-time in those games.

## Career 100-Yard Rushing Games

	Player	100-Yard Games
1.	Larry Johnson (2003-09)	30
2.	Priest Holmes (2001-07)	24
3.	Jamaal Charles (2008-16)	23
4.	Christian Okoye (1987-92)	14
5.	Abner Haynes (1960-65)	



# SUPERLATIVES

3.	11/3/61	@ Boston	Cotton Davidson	34	18	300	48t	2	2	L,21-10
4.	10/12/62	@ Boston	Len Dawson	31	16	302	63t	2	2	W,27-7
5.	10/4/64	Houston	Len Dawson	36	19	320	59	3	3	W,28-7
6.	11/1/64	Denver	Len Dawson	38	23	435	66t	6	3	W,49-39
7.	12/12/65	@ Buffalo	Len Dawson	37	23	356	67t	3	1	L,25-34
8.	11/20/66	Boston	Len Dawson	38	25	324	26t	2	1	T,27-27
9.	10/15/67	@ San Diego	Len Dawson	37	24	364	53	1	3	L,31-45
10.	11/17/68	Boston	Len Dawson	31	17	333	90t	3	3	W,31-17
11.	10/19/69	Miami	Mike Livingston	34	17	308	93t	1	1	W,17-10
12.	11/10/74	San Diego	Len Dawson	44	26	381	84t	1	1	L,7-14
13.	11/30/75	@ Baltimore	Len Dawson	36	25	307	51	2	2	L,14-28
14.	10/3/76	@ Buffalo	Tony Adams	32	17	319	49t	2	3	L,17-50
15.	10/10/76	@ Washington	Mike Livingston	29	15	332	38	2	2	W,33-30
16.	12/21/80	@ Baltimore	Bill Kenney	28	17	316	75t	3	0	W,38-28
17.	9/20/81	San Diego	Bill Kenney	41	22	303	33	1	5	L,31-42
18.	9/18/83	@ Washington	Bill Kenney	46	20	330	52	0	2	L,12-27
19.	10/16/83	N.Y. Giants	Bill Kenney	36	25	342	46t	4	1	W,38-17
20.	10/30/83	@ Denver	Bill Kenney	52	27	365	35	1	2	L,24-27
21.	11/20/83	@ Dallas	Bill Kenney	39	23	337	48t	2	2	L,21-41
22.	11/27/83	@ Seattle	Bill Kenney	38	21	311	35	4	0	L,48-51
23.	12/4/83	Buffalo	Bill Kenney	43	22	306	40	0	2	L,9-14
24.	12/11/83	@ San Diego	Bill Kenney	41	31	411	50t	4	1	L,38-41
25.	10/28/84	Tampa Bay	Bill Kenney	46	26	332	56	2	2	W,24-20
26.	12/9/84	Seattle	Bill Kenney	37	18	312	36	2	0	W,34-7
27.	9/8/85	@ New Orleans	Bill Kenney	34	22	397	50	3	1	W,47-27
28.	10/13/85	@ San Diego	Bill Kenney	36	24	304	40	2	2	L,20-31
29.	10/25/87	@ San Diego	Bill Kenney	37	22	328	63t	2	1	L,21-42
30.	12/27/87	Seattle	Bill Kenney	35	23	320	81t	3	0	W,41-20
31.	10/2/88	@ N.Y. Jets	Steve DeBerg	34	17	312	80t	2	2	T,17-17
32.	10/29/89	@ Pittsburgh	Steve DeBerg	36	24	338	50	1	2	L,17-23
33.	9/17/90	@ Denver	Steve DeBerg	45	26	395	83t	2	0	L,23-24
34.	12/2/90	@ New England	Steve DeBerg	21	15	331	86t	2	0	W,37-7
35.	11/24/91	@ Cleveland	Steve DeBerg	50	30	319	36	1	2	L,15-20
36.	10/4/92	@ Denver	Dave Krieg	31	22	301	50t	1	0	L,19-20
37.	11/15/92	Washington	Dave Krieg	29	19	302	44t	2	1	W,35-16
38.	9/4/94	@ New Orleans	Joe Montana	33	24	315	42	2	0	W,30-17
39.	9/18/94	@ Atlanta	Joe Montana	39	28	361	35	2	2	W,30-10
40.	10/9/94	@ San Diego	Joe Montana	55	37	310	25	0	1	L,6-20
41.	10/17/94	@ Denver	Joe Montana	54	34	393	26	3	1	W,31-28
42.	12/4/94	Denver	Steve Bono	37	18	323	62t	1	1	L,17-20
43.	12/12/94	@ Miami	Steve Bono	55	33	314	22t	2	3	L,28-45
44.	10/9/95	San Diego	Steve Bono	41	27	329	38	2	0	W,29-23
45.	9/8/97	@ Oakland	Elvis Grbac	35	21	312	43t	2	0	W,28-27
46.	11/9/97	@ Jacksonville	Rich Gannon	50	29	314	47	0	2	L,10-24
47.	11/22/98	@ San Diego	Rich Gannon	33	20	304	41	1	1	L,37-38
48.	11/21/99	Seattle	Elvis Grbac	49	30	320	29	0	1	L,19-30
49.	10/29/00	@ Seattle	Elvis Grbac	35	22	342	59t	3	2	W,24-19
50.	11/5/00	@ Oakland	Elvis Grbac	53	39	504	48t	2	2	L,31-49
51.	11/19/00	Buffalo	Elvis Grbac	48	28	341	35	2	1	L,17-21
52.	12/4/00	@ New England	Elvis Grbac	46	25	350	81t	3	1	L,24-30
53.	12/10/00	Carolina	Elvis Grbac	44	31	315	24	1	2	W,15-14
54.	9/30/01	@ Washington	Trent Green	26	21	307	35	3	0	W,45-13
55.	10/21/01	@ Arizona	Trent Green	44	21	352	44	1	2	L,16-24
56.	10/25/01	Indianapolis	Trent Green	43	22	324	35t	3	3	L,28-35
57.	9/29/02	Miami	Trent Green	34	24	328	46	5	0	W,48-30
58.	11/24/02	@ Seattle	Trent Green	34	26	343	64t	2	1	L,32-39
59.	12/15/02	@ Denver	Trent Green	42	18	310	75t	2	0	L,24-31
60.	12/22/02	San Diego	Trent Green	35	23	337	99t	3	1	W,24-22
61.	10/12/03	@ Green Bay	Trent Green	45	27	400	67	3	0	W,40-34
62.	11/9/03	Cleveland	Trent Green	42	29	368	30	3	0	W,41-20
63.	11/16/03	@ Cincinnati	Trent Green	42	28	313	23	2	0	L,19-24
64.	12/7/03	@ Denver	Trent Green	47	34	397	42t	1	0	L,27-45
65.	12/14/03	Detroit	Trent Green	25	20	341	63t	3	0	W,45-17
66.	10/17/04	@ Jacksonville	Trent Green	33	23	315	52	2	1	L,16-22
67.	10/31/04	Indianapolis	Trent Green	34	27	389	52	3	0	W,45-35
68.	11/7/04	@ Tampa Bay	Trent Green	42	32	369	59	3	2	L,31-34
69.	11/14/04	@ New Orleans	Trent Green	33	22	311	29	1	2	L,20-27
70.	11/22/04	New England	Trent Green	42	27	381	65t	2	1	L,19-27
71.	12/5/04	@ Oakland	Trent Green	35	23	340	70t	3	1	W,34-27
72.	12/25/04	Oakland	Trent Green	45	32	358	26t	2	1	W,31-30
73.	1/2/05	@ San Diego	Trent Green	53	33	373	40	1	4	L,17-24
74.	10/30/05	@ San Diego	Trent Green	43	31	347	36	2	0	L,20-28
75.	11/27/05	New England	Trent Green	26	19	323	52t	1	0	W,26-16
76.	12/11/05	@ Dallas	Trent Green	32	20	340	47t	1	0	L,28-31
77.	1/1/06	Cincinnati	Trent Green	29	23	344	55	1	0	W,37-3
78.	10/29/06	Seattle	Damon Huard	25	17	312	51	1	0	W,35-28
79.	12/23/07	@ Detroit	Damon Huard	36	24	305	34t	2	0	L,20-25
80.	12/21/08	Miami	Tyler Thigpen	41	20	320	75	2	3	L,31-38
81.	12/20/09	Cleveland	Matt Cassel	40	22	331	39	2	0	L,34-41
82.	11/14/10	@ Denver	Matt Cassel	53	33	469	36	4	0	L,29-49
83.	12/26/10	Tennessee	Matt Cassel	34	24	314	75t	3	0	W,34-14
84.	12/24/11	Oakland	Kyle Orton	36	21	300	49	1	0	L,13-16
85.	9/16/12	@ Buffalo	Matt Cassel	42	23	301	33t	2	1	L,17-35
86.	12/21/14	@ Pittsburgh	Alex Smith	45	31	311	33	0	0	L,20-12
87.	10/4/15	@ Cincinnati	Alex Smith	45	31	386	44	0	0	L,36-21

88.	9/11/16	San Diego	Alex Smith	48	34	363	45	2	0	W,33-27
89.	9/7/17	@ New England	Alex Smith	35	28	368	78t	4	0	W,42-27
90.	10/8/17	@ Houston	Alex Smith	37	29	324	38	3	0	W,42-34
91.	10/19/17	@ Oakland	Alex Smith	36	25	342	64t	3	0	L,30-31
92.	12/3/17	@ New York Jets	Alex Smith	33	19	366	79t	4	0	L,31-38
93.	12/24/17	Miami	Alex Smith	39	25	304	52	1	0	W,29-13
94.	9/16/18	@ Pittsburgh	<b>P. Mahomes</b>	<b>28</b>	<b>23</b>	<b>326</b>	<b>40</b>	<b>6</b>	<b>0</b>	<b>W,42-37</b>
95.	9/23/18	San Francisco	<b>P. Mahomes</b>	<b>38</b>	<b>24</b>	<b>314</b>	<b>42</b>	<b>3</b>	<b>0</b>	<b>W,38-27</b>
96.	10/1/18	@ Denver	<b>P. Mahomes</b>	<b>45</b>	<b>28</b>	<b>304</b>	<b>35</b>	<b>1</b>	<b>0</b>	<b>W,27-23</b>
97.	10/7/18	Jacksonville	<b>P. Mahomes</b>	<b>38</b>	<b>22</b>	<b>313</b>	<b>40</b>	<b>0</b>	<b>2</b>	<b>W,30-14</b>
98.	10/14/18	@ New England	<b>P. Mahomes</b>	<b>36</b>	<b>23</b>	<b>352</b>	<b>75t</b>	<b>4</b>	<b>2</b>	<b>L,40-43</b>
99.	10/21/18	Cincinnati	<b>P. Mahomes</b>	<b>39</b>	<b>28</b>	<b>358</b>	<b>50</b>	<b>4</b>	<b>1</b>	<b>W,45-10</b>
100.	10/28/18	Denver	<b>P. Mahomes</b>	<b>34</b>	<b>24</b>	<b>303</b>	<b>40</b>	<b>4</b>	<b>1</b>	<b>W,30-23</b>
101.	11/4/18	@ Cleveland	<b>P. Mahomes</b>	<b>32</b>	<b>23</b>	<b>375</b>	<b>50t</b>	<b>3</b>	<b>1</b>	<b>W,37-21</b>
102.	11/19/18	@ LA Rams	<b>P. Mahomes</b>	<b>46</b>	<b>33</b>	<b>478</b>	<b>73t</b>	<b>6</b>	<b>3</b>	<b>L,51-54</b>
103.	12/9/18	Baltimore	<b>P. Mahomes</b>	<b>53</b>	<b>35</b>	<b>377</b>	<b>48</b>	<b>2</b>	<b>1</b>	<b>W,27-24</b>
104.	9/8/19	@ Jacksonville	<b>P. Mahomes</b>	<b>33</b>	<b>25</b>	<b>378</b>	<b>68t</b>	<b>3</b>	<b>0</b>	<b>W,40-26</b>
105.	9/15/19	@ Oakland	<b>P. Mahomes</b>	<b>44</b>	<b>30</b>	<b>443</b>	<b>44t</b>	<b>4</b>	<b>0</b>	<b>W,28-10</b>
106.	9/22/19	Baltimore	<b>P. Mahomes</b>	<b>37</b>	<b>27</b>	<b>374</b>	<b>83t</b>	<b>3</b>	<b>0</b>	<b>W,33-28</b>
107.	9/29/19	@ Detroit	<b>P. Mahomes</b>	<b>42</b>	<b>24</b>	<b>315</b>	<b>33</b>	<b>0</b>	<b>0</b>	<b>W,34-30</b>
108.	10/6/19	Indianapolis	<b>P. Mahomes</b>	<b>39</b>	<b>22</b>	<b>321</b>	<b>31</b>	<b>1</b>	<b>0</b>	<b>L,13-19</b>
109.	11/10/19	@ Tennessee	<b>P. Mahomes</b>	<b>50</b>	<b>36</b>	<b>446</b>	<b>63t</b>	<b>3</b>	<b>0</b>	<b>L,32-35</b>
110.	12/15/19	Denver	<b>P. Mahomes</b>	<b>34</b>	<b>27</b>	<b>340</b>	<b>41t</b>	<b>2</b>	<b>1</b>	<b>W,23-3</b>
111.	9/20/20	@ LA Chargers	<b>P. Mahomes</b>	<b>47</b>	<b>27</b>	<b>302</b>	<b>54t</b>	<b>2</b>	<b>0</b>	<b>W,23-20</b>
112.	9/28/20	@ Baltimore	<b>P. Mahomes</b>	<b>42</b>	<b>31</b>	<b>385</b>	<b>49t</b>	<b>4</b>	<b>0</b>	<b>W,34-20</b>
113.	10/11/20	Las Vegas	<b>P. Mahomes</b>	<b>43</b>	<b>22</b>	<b>340</b>	<b>37</b>	<b>2</b>	<b>1</b>	<b>L,32-40</b>
114.	11/1/20	New York Jets	<b>P. Mahomes</b>	<b>43</b>	<b>31</b>	<b>416</b>	<b>41t</b>	<b>5</b>	<b>0</b>	<b>W,35-9</b>
115.	11/8/20	Carolina	<b>P. Mahomes</b>	<b>45</b>	<b>30</b>	<b>372</b>	<b>44</b>	<b>4</b>	<b>0</b>	<b>W,33-31</b>
116.	11/22/20	@ Las Vegas	<b>P. Mahomes</b>	<b>45</b>	<b>34</b>	<b>348</b>	<b>22t</b>	<b>2</b>	<b>1</b>	<b>W,35-31</b>
117.	11/29/20	@ Tampa Bay	<b>P. Mahomes</b>	<b>49</b>	<b>37</b>	<b>462</b>	<b>75t</b>	<b>3</b>	<b>0</b>	<b>W,27-24</b>
118.	12/6/20	Denver	<b>P. Mahomes</b>	<b>40</b>	<b>25</b>	<b>318</b>	<b>30</b>	<b>1</b>	<b>0</b>	<b>W,22-16</b>
119.	12/13/20	@ Miami	<b>P. Mahomes</b>	<b>34</b>	<b>24</b>	<b>393</b>	<b>44t</b>	<b>2</b>	<b>3</b>	<b>W,33-27</b>
120.	9/12/21	Cleveland	<b>P. Mahomes</b>	<b>36</b>	<b>27</b>	<b>337</b>	<b>75t</b>	<b>3</b>	<b>0</b>	<b>W,33-27</b>
121.	9/19/21	@ Baltimore	<b>P. Mahomes</b>	<b>31</b>	<b>24</b>	<b>343</b>	<b>46t</b>	<b>3</b>	<b>1</b>	<b>L,35-36</b>
122.	10/17/21	@ Washington	<b>P. Mahomes</b>	<b>47</b>	<b>32</b>	<b>397</b>	<b>49</b>	<b>2</b>	<b>2</b>	<b>W,31-13</b>
123.	11/14/21	@ Las Vegas	<b>P. Mahomes</b>	<b>50</b>	<b>35</b>	<b>406</b>	<b>38t</b>	<b>5</b>	<b>0</b>	<b>W,41-14</b>
124.	12/16/21	@ LA Chargers	<b>P. Mahomes</b>	<b>47</b>	<b>31</b>	<b>410</b>	<b>69</b>	<b>3</b>	<b>1</b>	<b>W,34-28</b>
125.	9/11/22	@ Arizona	<b>P. Mahomes</b>	<b>39</b>	<b>30</b>	<b>360</b>	<b>35&lt;/</b>			

# SUPERLATIVES

5.	Alex Smith (2013-17)	8	4-4 (.500)	12.	Mike Livingston (1968-79)	2	2-0 (1.000)
6.	Elvis Grbac (1997-00)	7	3-4 (.429)		Dave Krieg (1992-93)	2	1-1 (.500)
7.	Steve DeBerg (1988-91)	5	1-3-1 (.300)		Rich Gannon (1995-98)	2	0-2 (.000)
8.	Joe Montana (1993-94)	4	3-1 (.750)		Damon Huard (2004-08)	2	1-1 (.500)
	Matt Cassel (2009-12)	4	1-3 (.250)	16.	Tony Adams (1975-78)	1	0-1 (.000)
10.	Cotton Davidson (1960-61)	3	1-2 (.333)		Tyler Thigpen (2007-09)	1	0-1 (.000)
	Steve Bono (1994-96)	3	1-2 (.333)		Kyle Orton (2011)	1	0-1 (.000)

# SUPERLATIVES

## OPPONENT SUPERLATIVES

### RECEIVING

#### 100-Yard Pass Receivers (284) (Years 1960-2006)

Date	Opponent	Player	Rec.	Yds.	Avg.	LGTD	Result
1. 9/10/60	@ L.A. Chargers	Ralph Anderson	5	103	20.646t	1	L, 20-21
2. 10/16/60	@ Houston	Bill Groman	10	140	14.0 21	1	L, 10-20
3. 11/6/60	@ Buffalo	Elbert Dubenion	8	161	20.1 43	1	W, 45-28
4. 11/24/60	@ N.Y. Titans	Don Maynard	10	179	17.945t	1	L, 35-41
5. 10/1/61	Houston	Charley Hennigan	3	101	33.763t	1	W, 26-21
6. 10/8/61	@ Denver	Lionel Taylor	7	120	17.1 34	1	W, 19-12
7. 10/15/61	@ Buffalo	Glenn Bass	4	159	39.876t	1	L, 24-27
8. 10/22/61	@ Houston	Bill Groman	4	123	30.880t	2	L, 7-38
9. 10/22/61	@ Houston	Charley Hennigan	4	108	27.066t	1	
10. 11/19/61	@ San Diego	Dave Kocourek	7	169	24.161t	1	L, 14-24
11. 11/19/61	@ San Diego	Don Norton	6	120	20.0 42	0	
12. 12/3/61	@ N.Y. Titans	Dick Christy	6	145	24.2 68	0	L, 7-28
13. 10/21/61	N.Y. Titans	Art Powell	7	134	19.1 49	1	W, 20-17
14. 10/21/61	N.Y. Titans	Don Maynard	4	102	25.5 62	0	
15. 12/2/62	@ Buffalo	Ernie Warlick	9	117	13.0 20	1	L, 14-23
16. 12/9/62	Denver	Lionel Taylor	7	110	15.7 41	0	W, 17-10
17. 9/22/63	@ Buffalo	Elbert Dubenion	5	100	20.0 28	0	T, 27-27
18. 10/20/63	San Diego	Lance Alworth	9	232	25.872t	2	L, 17-38
19. 11/17/63	@ Boston	Tony Romeo	10	149	14.9 39	1	T, 24-24
20. 11/17/63	@ Boston	Jim Cocluugh	9	137	15.2 38	0	
21. 10/18/64	Buffalo	Elbert Dubenion	5	122	24.455t	2	L, 22-35
22. 11/1/64	Denver	Hewritt Dixon	5	121	24.262t	1	W, 49-39
23. 11/1/64	Denver	Al Denson	3	113	37.782t	1	
24. 11/15/64	San Diego	Lance Alworth	5	169	33.8 59	1	L, 14-28
25. 11/22/64	Houston	Charley Hennigan	8	111	13.9 30	2	W, 28-19
26. 11/14/65	San Diego	Lance Alworth	6	181	30.2 52	1	W, 31-7
27. 12/12/65	@ Buffalo	Bo Roberson	6	127	21.266t	2	L, 25-34
28. 10/16/66	Oakland	Hewritt Dixon	5	129	25.876t	2	L, 13-34
29. 11/6/66	San Diego	Lance Alworth	6	101	16.846t	2	W, 24-14
30. 11/20/66	Boston	Art Graham	11	134	12.238t	2	T, 27-27
31. 10/8/67	Miami	Jack Clancy	6	102	17.0 28	0	W, 41-0
32. 10/15/67	San Diego	Gary Garrison	4	108	27.0 50	0	L, 31-45
33. 10/29/67	Denver	Al Denson	4	107	26.848t	1	W, 52-9
34. 11/5/67	N.Y. Jets	Bill Mathis	9	135	15.0 30	1	W, 42-18
35. 11/23/67	Oakland	Fred Biletnikoff	6	158	26.3 56	1	L, 22-44
36. 12/17/67	@ Denver	Eric Crabtree	6	129	21.5 76	1	W, 38-24
37. 9/9/68	@ Houston	Alvin Reed	4	107	26.8 46	0	W, 26-21
38. 9/15/68	N.Y. Jets	Don Maynard	8	203	25.457t	2	L, 19-20
39. 9/22/68	Denver	Eric Crabtree	7	113	16.1 46	0	W, 34-2
40. 10/5/68	@ Buffalo	Haven Moses	5	108	21.6 41	1	W, 18-7
41. 11/3/68	@ Oakland	Fred Biletnikoff	6	129	21.5 82	0	L, 21-38
42. 11/28/68	Houston	Jim Beirne	4	103	25.866t	1	W, 24-10
43. 12/14/68	@ Denver	Mike Haffner	4	122	30.5 52	1	W, 30-7
44. 11/16/69	@ N.Y. jets	Don Maynard	9	137	15.2 29	1	W, 34-16
45. 10/25/70	Dallas	Bob Hayes	2	100	50.089t	1	L, 16-27
46. 11/8/70	Houston	Roy Hopkins	6	101	16.8 43	0	W, 24-9
47. 12/20/70	@ San Diego	Gary Garrison	5	149	29.8 67	0	L, 13-31
48. 10/24/71	Washington	Charley Taylor	7	125	17.9 49	2	W, 27-20
49. 10/31/71	Oakland	Fred Biletnikoff	7	128	18.3 29	1	T, 20-20
50. 11/21/71	Denver	Jerry Simmons	6	153	25.5 47	0	W, 28-10
51. 11/5/72	Oakland	Fred Biletnikoff	10	114	11.4 21	0	W, 27-14
52. 10/21/73	@ Cincinnati	Isaac Curtis	8	106	13.3 21	0	L, 6-14
53. 11/25/73	@ Denver	Haven Moses	5	108	21.640t	2	L, 10-14
54. 9/21/75	@ Denver	Rick Upchurch	3	151	51.090t	1	L, 33-37
55. 11/2/75	Houston	Ken Burrough	7	177	25.377t	2	L, 13-17
56. 12/14/75	@ Cleveland	Reggie Rucker	6	130	21.740t	1	L, 14-20
57. 10/10/76	@ Washington	Frank Grant	8	138	17.3 37	1	W, 33-30
58. 10/17/76	@ Miami	Nat Moore	5	106	21.2 39	0	W, 20-17 OT
59. 10/17/76	@ Miami	Howard Twilley	8	104	13.0 20	1	
60. 10/3/77	Oakland	Dave Casper	7	101	14.4 26	0	L, 28-37
61. 10/1/78	@ Buffalo	Bob Chandler	7	116	16.6 44	2	L, 13-28
62. 11/5/78	Oakland	Dave Casper	7	112	16.0 34	0	L, 10-20
63. 11/12/78	@ San Diego	John Jefferson	7	130	18.646t	2	L, 23-29 OT
64. 12/3/78	Buffalo	Frank Lewis	7	126	18.040t	1	W, 14-10
65. 12/10/78	@ Denver	Riley Odoms	7	165	23.634t	2	L, 3-24
66. 9/2/79	Baltimore	Joe Washington	13	130	10.0 31	0	W, 14-10
67. 10/14/79	Denver	Haven Moses	4	107	26.8 56	1	L, 10-24
68. 10/21/79	N.Y. Giants	Earnest Gray	4	107	26.853t	1	L, 17-21
69. 10/28/79	@ Denver	Riley Odoms	7	114	16.3 26	0	L, 3-20
70. 11/25/79	@ San Diego	Charlie Joiner	9	123	13.724t	1	L, 7-28
71. 12/2/79	Seattle	Steve Largent	9	120	13.3 28	0	W, 37-21
72. 9/21/80	@ Cleveland	Charles White	7	100	14.331t	1	L, 13-20
73. 9/6/81	@ Pittsburgh	John Stallworth	6	107	17.8 28	0	W, 37-33
74. 9/27/81	Seattle	David Hughes	12	103	8.6 22	0	W, 20-14
75. 10/4/81	@ New England	Stanely Morgan	4	118	29.566t	1	L, 17-33
76. 10/18/81	Denver	Rick Upchurch	5	138	27.6 63	0	W, 28-14
77. 12/6/81	@ Denver	Steve Watson	2	103	51.5 86	0	L, 13-16
78. 12/5/82	@ Pittsburgh	John Stallworth	4	107	26.874t	2	L, 14-35
79. 12/12/82	L.A. Raiders	Cliff Branch	5	111	22.2 42	0	L, 16-21
80. 12/26/82	San Francisco	Dwight Clark	4	104	26.0 51	0	L, 13-26
81. 10/16/83	N.Y. Giants	Earnest Gray	8	111	13.9 31	0	W, 38-17
82. 10/30/83	@ Denver	Rick Upchurch	6	143	23.8 36	0	L, 24-27
83. 10/30/83	@ Denver	Steve Watson	6	121	20.246t	1	
84. 11/13/83	Cincinnati	Cris Collinsworth	7	118	16.9 32	1	W, 20-15
85. 12/11/83	@ San Diego	Kellen Winslow	14	162	11.637t	3	L, 38-41
86. 9/2/84	@ Pittsburgh	Louis Lipps	6	183	30.580t	2	W, 37-27
87. 9/2/84	@ Pittsburgh	John Stallworth	8	167	20.9 51	1	
88. 9/16/84	L.A. Raiders	Malcolm Barnwell	8	129	16.1 42	0	L, 20-22

89. 10/28/84	Tampa Bay	Kevin House	10	100	10.0 18	1	W, 24-20
90. 11/11/84	Houston	Tim Smith	8	107	13.4 25	0	L, 16-17
91. 9/12/85	L.A. Raiders	Todd Christensen	11	116	10.5 30	1	W, 36-20
92. 10/13/85	@ San Diego	Charlie Joiner	6	118	19.739t	1	L, 20-31
93. 11/10/85	Pittsburgh	John Stallworth	7	126	18.0 41	1	L, 28-36
94. 12/1/85	@ Seattle	Steve Largent	7	101	14.4 31	1	L, 6-24
95. 12/14/85	@ Denver	Vance Johnson	6	116	19.3 48	1	L, 13-14
96. 9/13/87	San Diego	Lionel James	6	100	16.7 26	0	W, 20-13
97. 10/18/87	Denver*	Bobby Micho	9	105	11.726t	2	L, 17-26
98. 12/13/87	L.A. Raiders	James Lofton	5	112	22.4 42	0	W, 16-10
99. 10/2/88	@ N.Y. Jets	Mickey Shuler	12	152	12.7 24	0	T, 17-17
100. 12/4/88	N.Y. Jets	Al Toon	5	102	20.4 42	1	W, 38-24
101. 10/29/89	@ Pittsburgh	Louis Lipps	7	130	18.664t	2	L, 17-23
102. 12/3/89	Miami	Mark Clayton	9	128	14.2 47	1	W, 26-21
103. 12/24/89	@ Miami	Mark Clayton	6	102	17.0 35	1	W, 27-24
104. 9/17/90	@ Denver	Vance Johnson	6	150	25.0 49	0	L, 23-24
105. 10/14/90	Detroit	Barry Sanders	5	135	27.047t	1	W, 43-24
106. 12/16/90	Houston	Haywood Jeffries	9	245	27.287t	1	L, 10-27
107. 10/13/91	Miami	Tony Martin	4	104	26.0 54	0	W, 42-7
108. 10/28/91	L.A. Raiders	Mervyn Fernandez	3	107	35.7 59	0	W, 24-21
109. 11/10/91	@ L.A. Rams	Henry Ellard	8	160	20.0 27	1	W, 27-20
110. 10/4/92	@ Denver	Shannon Sharpe	9	118	13.1 48	0	L, 19-20
111. 9/20/93	Denver	Derek Russell	6	104	17.3 36	0	W, 15-7
112. 10/17/93	@ San Diego	Anthony Miller	6	105	17.5 43	1	W, 17-14
113. 10/31/93	@ Miami	Michael Ingram	4	103	25.877t	1	L, 10-30
114. 9/4/94	@ New Orleans	Quinn Early	8	101	12.6 30	0	W, 30-17
115. 9/18/94	@ Atlanta	Terrance Mathis	13	123	9.5 21	0	W, 30-10
116. 10/30/94	@ Buffalo	Andre Reed	5	106	21.2 57	2	L, 10-44
117. 11/27/94	@ Seattle	Brian Blades	7	141	20.1 34	0	L, 9-10
118. 9/3/95	@ Seattle	Brian Blades	8	107	13.4 23	1	W, 34-10
119. 9/10/95	N.Y. Giants	Chris Calloway	5	100	20.0 37	1	W, 20-17 OT
120. 11/23/95	@ Dallas	Michael Irvin	11	121	11.033t	1	L, 12-24
121. 12/3/95	@ Oakland	Tim Brown	10	150	15.0 30	1	W, 29-23
122. 9/22/96	Denver	Shannon Sharpe	9	131	14.6 29	0	W, 17-14
123. 10/7/96	Pittsburgh	Charles Johnson	6	125	20.45 0	L, 7-17	
124. 11/24/96	San Diego	Tony Martin	5	148	29.6 55	2	L, 14-28
125. 11/28/96	@ Detroit	Brett Perriman	8	131	16.4 44	0	W, 28-24
126. 12/15/96	@ Indianapolis	Marvin Harrison	6	103	17.237t	3	L, 19-24
127. 8/31/97	@ Denver	Rod Smith	5	122	24.4 78	0	L, 3-19
128. 9/8/97	@ Oakland	Tim Brown	11	155	14.1 26	0	W, 28-27
129. 9/14/97	Buffalo	Andre Reed	4	113	28.377t	1	W, 22-16
130. 9/21/97	@ Carolina	Rae Carruth	4	110	13.8 36	0	W, 35-14
131. 11/9/97	@ Jacksonville	Jimmy Smith	8	112	28.0 75	0	L, 10-24
132. 11/16/97	Denver	Rod Smith	7	114	16.3 43	0	W, 24-22
133. 11/1/98	N.Y. Jets	Wayne Chrebet	6	101	16.8 56	0	L, 17-20
134. 11/29/98	Arizona	Frank Sanders	6	100	16.7 40	0	W, 34-24
135. 12/6/98	@ Denver	Rod Smith	8	165	20.6 58	0	L, 31-35
136. 12/6/98	@ Denver	Ed McCaffrey	6	103	17.2 48	1	
137. 12/26/98	@ Oakland	Tim Brown	10	140	14.0 27	1	W, 31-24
138. 10/10/99	New England	Tony Simmons	7	107	15.3 39	0	W, 16-14
139. 11/14/99	@ Tampa Bay	Jacquez Green	7	164	23.4 54	1	L, 10-17
140. 11/21/99	Seattle	Sean Dawkins	5	114	22.845t	1	L, 19-30
141. 12/5/99	@ Denver	Rod Smith	8	106	13.3 34	0	W, 16-10
142. 1/2/00	Oakland	Tim Brown	6	122	20.3 42	0	L, 38-41 OT
143. 9/3/00	Indianapolis	Marvin Harrison	9	115	12.8 31	0	L, 14-27
144. 9/10/00	@ Tennessee	Kevin Dyson	6	104	17.330t	1	L, 14-17 OT
145. 9/24/00	@ Denver	Rod Smith	8	134	16.8 25	0	W, 23-22
146. 10/22/00	St. Louis	Isaac Bruce	8	129	16.1 42	2	W, 54-34
147. 12/4/00	@ New England	Troy Brown	12	119	9.9 23	1	L, 24-30
148. 12/10/00	Carolina	Mushin Muhammad	8	102	12.8 23	0	W, 15-14
149. 12/17/00	@ Denver	Rod Smith	6	101	16.8 34	0	W, 20-17
150. 9/9/01	Oakland	Tim Brown	8	133	16.633t	1	L, 24-27
151. 10/7/01							

# SUPERLATIVES

## 100-Yard Pass Receivers (Years 2007-Present)

Date	Opponent	Player	Rec.	Yds.	Avg.	LG	TD	Result
186. 9/9/07	@ Houston	Andre Johnson	7	142	20.3	77t	1	L, 3-20
187. 10/14/07	Cincinnati	T.J. Houshmandzadeh	8	145	18.1	42t	2	W, 27-20
188. 12/9/07	@ Denver	Brandon Marshall	10	115	11.5	22	2	L, 7-41
189. 9/7/08	@ New England	Randy Moss	6	116	19.3	51	1	L, 10-17
190. 9/21/08	@ Atlanta	Roddy White	5	119	23.8	70t	1	L, 14-38
191. 9/28/08	Denver	Eddie Royal	9	104	11.6	28	0	W, 33-19
192. 10/26/08	@ N.Y. Jets	Jerricho Cotchery	9	102	11.3	24	0	L, 24-28
193. 11/2/08	Tampa Bay	Antonio Bryant	8	115	14.4	24t	1	L, 27-30
194. 11/16/08	New Orleans	Lance Moore	8	102	12.8	47t	1	L, 20-30
195. 11/23/08	Buffalo	Lee Evans	5	110	22.0	51	0	L, 31-54
196. 9/27/09	@ Philadelphia	DeSean Jackson	6	149	24.8	64	1	L, 14-34
197. 9/27/09	@ Philadelphia	Brent Celek	8	104	13.0	35	1	W, 16-27
198. 10/4/09	N.Y. Giants	Steve Smith	11	134	12.2	25	2	L, 16-27
199. 10/11/09	Dallas	Miles Austin	10	250	25.0	60	2	L, 20-26
200. 10/25/09	San Diego	Vincent Jackson	5	142	28.4	51	1	L, 7-37
201. 11/8/09	@ Jacksonville	Mike Sims-Walker	6	147	24.5	61	1	L, 21-24
202. 11/22/09	Pittsburgh	Hines Ward	10	128	12.8	33	1	W, 27-24
203. 11/29/09	@ San Diego	Antonio Gates	7	118	16.9	22	2	L, 14-43
204. 1/3/10	@ Denver	Jabar Gaffney	14	213	15.2	29	0	W, 44-24
205. 9/13/10	San Diego	Legedu Naanee	5	110	22.0	59t	1	W, 21-14
206. 9/26/10	San Francisco	Fank Gore	9	102	11.3	41	0	W, 31-10
207. 10/17/10	@ Houston	Andre Johnson	8	138	17.3	44	1	L, 31-35
208. 11/7/10	@ Oakland	Jacoby Ford	6	148	24.7	47	0	L, 20-23
209. 11/28/10	@ Seattle	Ben Obomanu	5	159	31.8	87t	1	W, 42-24
210. 10/9/11	@ Indianapolis	Pierre Garcon	5	125	25.0	67t	2	W, 28-24
211. 10/31/11	San Diego	Malcolm Floyd	5	107	21.4	39	0	W, 23-20
212. 11/6/11	Miami	Brandon Marshall	8	106	13.3	30	1	L, 3-31
213. 9/9/12	Atlanta	Julio Jones	6	108	18.0	31	2	L, 24-40
214. 10/14/12	@ Tampa Bay	Mike Williams	4	113	28.3	62t	1	L, 10-38
215. 12/2/12	Carolina	Steve Smith	5	120	24.0	53	1	W, 27-21
216. 12/30/12	@ Denver	Demaryius Thomas	7	122	17.4	36	1	L, 3-38
217. 9/15/13	Dallas	Dez Bryant	9	141	15.7	53	1	W, 17-16
218. 9/29/13	N.Y. Giants	Victor Cruz	10	164	16.4	69	1	W, 31-7
219. 10/27/13	Cleveland	Josh Gordon	5	132	26.4	47	1	W, 23-17
220. 11/17/13	@ Denver	Demaryius Thomas	5	121	24.2	70	0	L, 17-27
221. 11/24/13	San Diego	Keenan Allen	9	124	13.8	29	0	L, 38-41
222. 12/1/13	Denver	Demaryius Thomas	3	106	35.3	77	0	L, 28-35
223. 12/1/13	Denver	Eric Decker	8	174	21.8	41	4	W, 17-24
224. 9/14/14	@ Denver	Emmanuel Sanders	8	108	13.5	21	1	L, 17-24
225. 9/29/14	New England	Brandon LaFell	6	119	19.8	44	1	W, 41-14
226. 11/9/14	N.Y. Jets	Percy Harvin	11	129	11.7	42	0	W, 24-10
227. 9/13/15	@ Houston	Nate Washington	6	105	17.5	32	0	W, 27-20
228. 9/17/15	Denver	Demaryius Thomas	8	116	14.5	22	0	L, 24-31
229. 9/28/15	@ Green Bay	James Jones	7	139	19.9	52	1	L, 28-38
230. 10/18/15	@ Minnesota	Stefon Diggs	7	129	18.4	31	0	L, 10-16
231. 10/25/15	Pittsburgh	Antonio Brown	6	124	20.7	41	0	W, 23-13
232. 11/29/15	Buffalo	Sammy Watkins	6	158	26.3	48	2	W, 30-22
233. 12/20/15	@ Baltimore	Kamar Aiken	8	128	16.0	48	1	W, 34-14
234. 1/16/16	@ New England	Julian Edelman	10	100	10.0	14	0	L, 20-27
235. 9/18/16	@ Houston	Will Fuller	4	104	26.0	53	0	L, 12-19
236. 9/18/16	@ Houston	DeAndre Hopkins	7	113	16.1	35	1	W, 26-10
237. 10/16/16	@ Oakland	Amari Cooper	10	129	12.9	24	0	W, 27-21
238. 10/23/16	New Orleans	Michael Thomas	10	130	13.0	23	0	L, 17-19
239. 11/20/16	Tampa Bay	Mike Evans	6	105	17.5	31	0	W, 30-27
240. 11/27/16	@ Denver	Emmanuel Sanders	7	162	23.1	64	1	W, 29-27
241. 12/4/16	@ Atlanta	Julio Jones	7	113	16.1	21	0	L, 17-19
242. 12/18/16	Tennessee	Rishard Matthews	4	105	26.3	46	0	L, 16-18
243. 1/15/17	Pittsburgh	Antonio Brown	6	108	18.0	52	0	W, 42-27
244. 9/7/17	@ New England	Danny Amendola	6	100	16.7	27	0	W, 24-10
245. 9/24/17	@ LA Chargers	Travis Benjamin	5	105	21.0	44	0	W, 24-10
246. 10/15/17	Pittsburgh	Antonio Brown	8	155	19.4	51	1	L, 13-19
247. 10/19/17	@ Oakland	Amari Cooper	11	210	19.1	45	2	L, 30-31
248. 10/19/17	@ Oakland	Jared Cook	6	107	17.8	28	0	W, 17-28
249. 11/5/17	@ Dallas	Terrance Williams	9	141	15.7	56	0	L, 31-38
250. 12/3/17	@ N.Y. Jets	Jerrmaine Kearse	9	157	17.4	51	0	L, 31-38
251. 12/3/17	@ N.Y. Jets	Robby Anderson	8	107	13.4	26	0	W, 29-13
252. 12/24/17	Miami	Jakeem Grant	4	107	26.8	65	1	W, 38-28
253. 9/9/18	@ LA Chargers	Keenan Allen	8	108	13.5	23	1	W, 42-37
254. 9/9/18	@ LA Chargers	Melvin Gordon	9	102	11.3	25	0	W, 42-37
255. 9/16/18	@ Pittsburgh	Jesse James	5	138	27.6	46	1	W, 42-37
256. 9/16/18	@ Pittsburgh	Juju Smith-Schuster	13	121	9.3	21	1	W, 42-37

257. 10/21/18	Cincinnati	A.J. Green	7	117	16.7	31	0	W, 45-10
258. 11/19/18	@ LA Rams	Brandin Cooks	8	107	13.4	30	0	L, 54-51
259. 12/2/18	@ Oakland	Jared Cook	7	100	14.3	29	1	W, 40-33
260. 12/23/18	@ Seattle	Doug Baldwin	7	126	18.0	29	1	L, 31-38
261. 9/8/19	@ Jacksonville	D.J. Chark	4	146	36.5	69	1	W, 40-26
262. 10/27/19	Green Bay	Aaron Jones	7	159	22.7	67	2	L, 24-31
263. 11/18/19	@ LA Chargers	Austin Ekeler	8	108	13.5	37	0	W, 24-17
264. 12/1/19	Oakland	Darren Waller	7	100	14.3	24	0	W, 40-9
265. 9/10/20	Houston	Willer Fuller V	8	112	14.0	31	0	W, 34-20
266. 10/11/20	Las Vegas	Henry Ruggs III	2	118	59.0	72t	1	L, 32-40
267. 11/8/20	Carolina	Curtis Samuel	9	105	11.7	28	1	W, 33-31
268. 11/29/20	@ Tampa Bay	Rob Gronkowski	6	106	17.7	48	0	W, 27-24
269. 12/27/20	Atlanta	Calvin Ridley	5	130	26.0	54	0	W, 17-14
270. 1/3/21	LA Chargers	Mike Williams	6	108	18.0	48t	1	L, 21-38
271. 9/19/21	@ Baltimore	Marquise Brown	6	113	18.8	42t	1	L, 35-36
272. 9/26/21	LA Chargers	Mike Williams	7	122	17.4	43	2	L, 24-30
273. 10/3/21	@ Philadelphia	DeVonta Smith	7	122	17.4	37	0	W, 42-30
274. 10/10/21	Buffalo	Dawson Knox	3	117	39.0	53t	1	L, 20-38
275. 10/24/21	@ Tennessee	A.J. Brown	8	133	16.6	46	1	L, 3-27
276. 12/12/21	Las Vegas	Hunter Renfrow	13	177	9.0	19	1	W, 48-9
277. 1/2/22	@ Cincinnati	Ja'Marr Chase	11	266	24.2	72t	3	L, 31-34
278. 9/15/22	LA Chargers	Mike Williams	8	113	14.1	39	1	W, 27-24
279. 10/2/22	@ Tampa Bay	Mike Evans	8	103	12.9	30	2	W, 41-31
280. 10/10/22	Las Vegas	Davante Adams	3	124	41.3	58t	2	W, 30-29
281. 10/16/22	Buffalo	Stefon Diggs	10	148	14.8	31	1	L, 20-24
282. 11/13/22	Jacksonville	Christian Kirk	9	105	11.7	24	2	W, 27-17
283. 11/20/22	@ LA Chargers	Joshua Palmer	8	106	13.3	50t	2	W, 30-27
284. 9/17/23	@ Jacksonville	Christian Kirk	10	110	10.0	45	0	W, 17-9

## Career 100-Yard Receiving Games

Rank	Player	100-Yard Games
1.	Rod Smith	9
2.	Tim Brown	6
3.	Fred Biletnikoff	4
	Don Maynard	4
	John Stallworth	4
	Demaryius Thomas	4
7.	Lance Alworth	3
	Elbert Dubenion	3
	Marvin Harrison	3
	Antonio Brown	3
	Charley Hennigan	3
	Andre Johnson	3
	Haven Moses	3
	Randy Moss	3
	Shannon Sharpe	3
	Rick Upchurch	3
	Mike Williams	3

## RUSHING

## 100-Yard Rushers (208) (Years 1960-2006)

Date	Opponent	Player	Att.	Yds.	Avg.	LG	TD	Result
1. 9/10/61	San Diego	Paul Lowe	13	108	8.3	87t	1	L, 10-26
2. 11/4/62	Houston	Charles Tolar	24	110	4.6	23	0	L, 6-14
3. 10/20/63	San Diego	Keith Lincoln	10	127	12.7	76t	1	L, 17-38
4. 11/3/63	Oakland	Clem Daniels	31	122	3.9	25	0	L, 7-10
5. 12/20/64	N.Y. Jets	Matt Snell	16	103	6.4	23	1	W, 24-7
6. 11/28/65	Houston	Ode Burrell	14	121	8.6	48t	2	W, 52-21
7. 11/20/66	Boston	Jim Nance	22	107	4.9	13	0	T, 27-27
8. 9/9/67	@ Houston	Hoyle Granger	13	101	7.7	18	1	W, 25-20
9. 10/15/67	@ San Diego	Dick Post	15	124	8.3	67t	1	L, 31-45
10. 11/19/67	San Diego	Dick Post	18	108	6.0	22	1	L, 16-17
11. 11/10/68	@ Cincinnati	Paul Robinson	24	115	4.8	36	0	W, 16-9
12. 10/25/70	Dallas	Duane Thomas	20	134	6.7	47t	2	L, 16-27
13. 9/17/72	Miami	Larry Csonka	21	118	5.6	17	1	L, 10-20
14. 11/12/72	@ Pittsburgh	Franco Harris	17	134	7.9	45	1	L, 7-16
15. 9/16/73	L.A. Rams	Jim Bertelsen	28	143	5.1	49	0	L, 13-23
16. 9/16/73	L.A. Rams	Lawrence McCutcheon	21	120	5.7	19	0	W, 16-9
17. 10/14/73	@ Green Bay	John Brockington	15	106	7.1	33	0	T, 10-10
18. 10/21/73	@ Cincinnati	Boobie Clark	26	104	4.0	11	1	L, 6-14
19. 11/29/73	@ Buffalo	O.J. Simpson	39	157	4.0	22	2	L, 14-23
20. 12/2/73	Cleveland	Greg Pruitt	15	110	7.3	65t	1	T, 20-20
21. 12/8/73	@ Oakland	Marv Hubbard	25	115	4.6	31t	1	L, 7-37
22. 9/15/74	N.Y. Jets	John Riggins	22	116	5.3	29	0	W, 24-16
23. 10/27/74	@ San Diego	Don Woods	22	154	7.0	53	1	W, 24-14
24. 9/28/75	N.Y. Jets	John Riggins	27	145	5.4	20	2	L, 24-30
25. 9/28/75	N.Y. Jets	Carl Garrett	16	135	8.4	40	1	W, 16-9
26. 11/16/75	@ Pittsburgh	Franco Harris	17	119	7.0	29	0	L, 3-28
27. 11/30/75	@ Baltimore	Lydell Mitchell	26	178	6.8	70t	1	L, 14-28
28. 12/7/75	San Diego	Rickey Young	25	124	4.9	14	2	L, 20-28
29. 12/14/75	@ Cleveland	Greg Pruitt	26	214	8.2	50	3	L, 14-20
30. 9/26/76	New Orleans	Tony Galbreath	14	146	10.5	74t	2	L, 17-27
31. 9/26/76	New Orleans	Chuck Muncie	25	126	5.0	33t	0	W, 17-10



# SUPERLATIVES

32.	10/3/76	@ Buffalo	O.J. Simpson	24	130	5.4	49	2	L, 17-50
33.	10/3/76	@ Buffalo	Jeff Kinney	17	114	6.7	18	1	
34.	10/24/76	Denver	Otis Armstrong	16	101	6.3	22	1	L, 26-35
35.	11/7/76	Pittsburgh	Franco Harris	23	117	5.1	25	2	L, 0-45
36.	11/7/76	Pittsburgh	Rocky Bleier	15	102	6.8	23	0	
37.	11/21/76	Cincinnati	Archie Griffin	13	139	10.1	77	1	L, 24-27
38.	9/18/77	@ New England	Sam Cunningham	23	105	4.6	11	0	L, 17-21
39.	10/3/77	Oakland	Mark van Eeghen	24	116	4.8	26	0	L, 28-37
40.	10/3/77	Oakland	Clarence Davis	15	102	6.8	37	2	
41.	10/30/77	@ Cleveland	Greg Pruitt	18	153	8.5	78	1	L, 7-44
42.	11/13/77	@ Chicago	Walter Payton	33	192	5.8	32	3	L, 27-28
43.	11/20/77	Denver	Otis Armstrong	21	120	5.7	17	0	L, 7-14
44.	11/27/77	@ Houston	Rob Carpenter	14	149	10.6	77	0	L, 20-34
45.	11/27/77	@ Houston	Ronnie Coleman	15	101	6.6	22	0	
46.	9/10/78	Houston	Earl Campbell	22	111	5.0	22	2	L, 17-20
47.	11/5/78	Oakland	Arthur Whittington	26	134	5.1	25	1	L, 10-20
48.	11/12/78	@ San Diego	Lydell Mitchell	29	144	5.0	25	0	L, 23-29 OT
49.	12/17/78	@ Seattle	Al Hunter	27	133	4.9	55	2	L, 19-23
50.	9/16/79	@ Houston	Earl Campbell	32	131	4.1	22	1	L, 6-20
51.	12/6/79	@ Tampa Bay	Ricky Bell	39	137	3.5	14	0	L, 0-3
52.	10/12/80	Houston	Earl Campbell	38	178	4.7	22	1	W, 21-20
53.	10/26/80	Detroit	Billy Sims	28	155	5.5	45	2	W, 20-17
54.	11/16/80	@ San Diego	Mike Thomas	27	109	4.0	13	2	L, 7-20
55.	11/23/80	@ St. Louis	Ottis Anderson	16	107	6.7	44	1	W, 21-13
56.	11/30/80	Cincinnati	Pete Johnson	17	112	6.6	57	1	L, 6-20
57.	11/21/82	@ New Orleans	George Rogers	33	123	3.7	18	1	L, 17-27
58.	11/28/82	@ L.A. Rams	Wendell Tyler	25	138	5.5	24	2	L, 14-20
59.	9/12/83	San Diego	Chuck Muncie	27	110	4.1	16	1	L, 14-17
60.	10/2/83	St. Louis	Ottis Anderson	21	106	5.0	39	1	W, 38-14
61.	11/20/83	@ Dallas	Tony Dorsett	18	108	6.0	32	2	L, 21-41
62.	11/28/83	@ Seattle	Curt Warner	32	207	6.5	28	3	L, 48-51 OT
63.	12/4/83	Buffalo	Joe Cribbs	36	185	5.1	24	0	L, 9-14
64.	9/23/84	@ Denver	Sammy Winder	31	139	4.4	13	1	L, 0-21
65.	10/7/84	N.Y. Jets	Freeman McNeil	19	107	5.6	16	0	L, 16-17
66.	11/11/84	Houston	Larry Moriarty	29	117	4.0	9	0	L, 16-17
67.	10/6/85	@ L.A. Raiders	Marcus Allen	29	126	4.3	20	0	L, 10-19
68.	11/3/85	@ Houston	Butch Woolfolk	14	101	7.2	43	1	L, 20-23
69.	11/17/85	@ San Francisco	Wendell Tyler	16	111	6.9	21	0	L, 3-31
70.	12/8/85	Atlanta	Gerald Riggs	26	197	7.6	50	1	W, 38-10
71.	10/26/86	Tampa Bay	James Wilder	25	110	4.4	24	1	W, 27-20
72.	11/2/86	@ San Diego	Gary Anderson	25	100	4.0	13	0	W, 24-23
73.	11/30/86	Buffalo	Robb Riddick	27	118	4.4	13	0	L, 14-17
74.	9/20/87	@ Seattle	John L. Williams	15	112	7.5	48	1	L, 14-43
75.	11/8/87	Pittsburgh	Earnest Jackson	23	125	5.4	28	0	L, 16-17
76.	11/15/87	N.Y. Jets	Freeman McNeil	26	184	7.1	30	0	L, 9-16
77.	9/25/88	San Diego	Gary Anderson	23	131	5.7	30	1	L, 23-24
78.	10/2/88	@ N.Y. Jets	Freeman McNeil	22	154	7.0	28	0	T, 17-17
79.	10/9/88	@ Houston	Mike Rozier	27	141	5.2	13	0	L, 6-7
80.	12/11/88	@ N.Y. Giants	Joe Morris	31	140	4.5	16	0	L, 12-28
81.	12/18/88	@ San Diego	Gary Anderson	34	217	6.4	36	1	L, 13-24
82.	12/17/89	San Diego	Marion Butts	39	176	4.5	17	0	L, 13-20
83.	9/17/90	@ Denver	Bobby Humphrey	19	132	6.9	37	2	L, 23-24
84.	9/29/91	@ San Diego	Rod Bernstein	26	112	4.3	15	1	W, 14-13
85.	11/17/91	Denver	Gaston Green	24	133	5.5	60	1	L, 20-24
86.	10/25/92	Pittsburgh	Barry Foster	24	105	4.4	12	1	L, 3-27
87.	11/22/92	@ Seattle	Chris Warren	20	154	7.7	35	1	W, 24-14
88.	12/26/93	@ Minnesota	Scottie Graham	33	166	5.0	31	1	L, 10-30
89.	1/2/94	Seattle	John L. Williams	16	102	6.4	38	1	W, 34-24
90.	9/25/94	L.A. Rams	Jerome Bettis	35	132	3.8	14	0	L, 0-16
91.	10/9/94	@ San Diego	Natrone Means	19	125	6.6	25	0	L, 6-20
92.	10/23/94	Seattle	Chris Warren	19	117	6.2	41	0	W, 38-23
93.	12/12/94	@ Miami	Bernie Parmalee	19	127	6.7	47	1	L, 28-45
94.	9/22/96	Denver	Terrell Davis	19	141	7.4	65	2	W, 17-14
95.	10/7/96	Pittsburgh	Jerome Bettis	27	103	3.8	15	1	L, 7-17
96.	12/9/96	@ Oakland	Napoleon Kaufman	8	109	13.6	45	0	L, 7-26
97.	8/31/97	@ Denver	Terrell Davis	26	101	3.9	16	1	L, 3-19
98.	11/3/97	Pittsburgh	Jerome Bettis	17	103	6.1	30	0	W, 13-10
99.	11/16/97	Denver	Terrell Davis	34	127	3.7	18	0	W, 24-22
100.	9/13/98	@ Jacksonville	James Stewart	26	103	4.0	17	1	L, 16-21
101.	9/20/98	San Diego	Natrone Means	22	165	7.5	72	1	W, 23-7
102.	10/11/98	@ New England	Robert Edwards	23	104	4.5	33	1	L, 10-40
103.	10/26/98	Pittsburgh	Jerome Bettis	33	119	3.6	13	0	L, 13-20
104.	11/8/98	@ Seattle	Ricky Watters	24	105	4.4	13	2	L, 12-24
105.	11/16/98	Denver	Terrell Davis	18	111	6.2	41	1	L, 7-30
106.	12/20/98	@ N.Y. Giants	Gary Brown	25	103	4.1	13	1	L, 7-28
107.	11/7/99	@ Indianapolis	Edgerrin James	20	109	5.5	27	0	L, 17-25
108.	11/21/99	Seattle	Ricky Watters	24	107	4.5	45	2	L, 19-30
109.	12/12/99	Minnesota	Robert Smith	21	118	5.6	22	0	W, 31-28
110.	9/3/00	Indianapolis	Edgerrin James	28	124	4.4	30	1	L, 14-27
111.	11/5/00	@ Oakland	Tyrone Wheatley	20	112	5.6	38	1	L, 31-49
112.	11/12/00	@ San Francisco	Charlie Garner	25	102	4.1	19	1	L, 7-21
113.	12/24/00	@ Atlanta	Jamal Anderson	28	107	3.8	23	0	L, 13-29
114.	10/7/01	@ Denver	Mike Anderson	22	155	7.0	62	0	L, 6-20
115.	10/14/01	Pittsburgh	Jerome Bettis	19	112	5.9	30	0	L, 17-20
116.	10/25/01	Indianapolis	Edgerrin James	27	102	3.8	20	0	L, 28-35
117.	11/11/01	@ N.Y. Jets	Curtis Martin	20	113	5.7	25	3	L, 7-27
118.	12/23/01	San Diego	LaDainian Tomlinson	27	145	5.4	34	0	W, 20-17
119.	12/30/01	@ Jacksonville	Stacey Mack	16	125	7.8	54	1	W, 30-26
120.	1/6/02	@ Seattle	Shaun Alexander	20	127	6.4	44	1	L, 18-21
121.	9/15/02	Jacksonville	Fred Taylor	20	114	5.7	63	1	L, 16-23
122.	10/6/02	@ N.Y. Jets	Curtis Martin	21	119	5.7	35	1	W, 29-25
123.	11/17/02	Buffalo	Travis Henry	24	126	5.3	22	0	W, 17-16
124.	11/24/02	@ Seattle	Shaun Alexander	23	145	6.3	46	2	L, 32-39
125.	12/15/02	@ Denver	Clinton Portis	21	130	6.2	51	3	L, 24-31
126.	12/22/02	San Diego	LaDainian Tomlinson	24	131	5.5	34	0	W, 24-22
127.	12/28/02	@ Oakland	Charlie Garner	29	135	4.7	14	1	L, 0-24
128.	9/28/03	@ Baltimore	Jamal Lewis	26	115	4.4	17	1	W, 17-10

129.	10/5/03	Denver	Clinton Portis	23	141	6.1	65	1	W, 24-23
130.	10/12/03	@ Green Bay	Ahman Green	26	139	5.3	26	1	W, 40-34 OT
131.	10/26/03	Buffalo	Travis Henry	22	124	5.6	23	0	W, 38-5
132.	11/16/03	@ Cincinnati	Rudi Johnson	22	165	7.5	54	0	L, 19-24
133.	11/30/03	@ San Diego	LaDainian Tomlinson	19	106	5.6	55	1	W, 28-24
134.	12/7/03	@ Denver	Clinton Portis	22	218	9.9	59	5	L, 27-45
135.	12/14/03	Detroit	Shawn Bryson	18	105	5.8	39	1	W, 45-17
136.	12/20/03	@ Minnesota	Onterio Smith	21	146	7.0	47	3	L, 20-45
137.	9/12/04	@ Denver	Quentin Griffin	23	156	6.8	47	2	L, 24-34
138.	9/19/04	Carolina	DeShaun Foster	32	174	5.4	71	1	L, 17-28
139.	11/7/04	@ Tampa Bay	Michael Pittman	15	128	8.5	78	3	L, 31-34
140.	11/14/04	@ New Orleans	Deuce McAllister	16	127	7.9	28	1	L, 20-27
141.	12/17/05	@ N.Y. Giants	Tiki Barber	29	220	7.6	55	2	L, 17-27
142.	10/15/06	@ Pittsburgh	Willie Parker	21	109	5.2	25	2	L, 7-45
143.	12/17/06	@ San Diego	LaDainian Tomlinson	25	199	8.0	85	2	L, 9-20

## 100-Yard Rushers (Years 2007-Present)

	Date	Opponent	Player	Att.	Yds.	Avg.	LG	TD	Result
144.	12/16/07	@ Chicago	Cedric Benson	24	101	4.2	13	0	L, 10-20
145.	9/23/07	Minnesota	Adrian Peterson	25	102	4.1	16	1	W, 13-10
146.	9/30/07	@ San Diego	LaDainian Tomlinson	20	132	6.6	37	1	W, 30-16
147.	11/11/07	Denver	Selvin Young	22	109	5.5	34	1	L, 11-27
148.	11/25/07	Oakland	Justin Fargas	20	139	6.3	21	1	L, 17-20
149.	12/2/07	San Diego	LaDainian Tomlinson	23	177	7.7	34	2	L, 10-24
150.	12/9/07	@ Denver	Selvin Young	17	156	9.2	50	0	L, 7-41
151.	12/23/07	@ Detroit	T.J. Duckett	15	102	6.8	53	1	L, 20-25
152.	9/14/08	Oakland	Darren McFadden	21	164	7.8	50	1	L, 8-23
153.	9/21/08	@ Atlanta	Michael Turner	23	104	4.5	38	3	L, 14-38
154.	10/5/08	@ Carolina	DeAngelo Williams	20	123	6.2	32	2	L, 0-34
155.	10/19/08	Tennessee	Chris Johnson	18	168	9.3	66	1	L, 10-34
156.	10/19/08	Tennessee	LenDale White	17	149	8.8	80	3	
157.	12/28/08	@ Cincinnati	Cedric Benson	25	111	4.4	14	1	L, 6-16
158.	9/13/09	@ Baltimore	Ray Rice	19	108	5.7	22	0	L, 24-38
159.	10/18/09	@ Washington	Clinton Portis	15	109	7.3	78	0	W, 14-6
160.	11/15/09	@ Oakland	Michael Bush	14	119	8.5	60	0	W, 16-10
161.	12/6/09	Denver	Correll Buckhalter	12	113	9.4	26	0	L, 13-44
162.	12/20/09	Cleveland	Jerome Harrison	34	286	8.4	71	3	L, 34-41
163.	12/27/09	@ Cincinnati	Cedric Benson	29	133	4.6	32	0	L, 10-17
164.	11/14/10	@ Denver	Knowshon Moreno	22	106	4.8	14	0	L, 29-49
165.	12/5/10	Denver	Knowshon Moreno	23	161	7.0	24	0	W, 10-6
166.	1/2/11	Oakland	Michael Bush	25	137	5.5	26	1	L, 10-31
167.	9/11/11	Buffalo	Fred Jackson	20	112	5.6	24	0	L, 7-41
168.	12/11/11	@ N.Y. Jets	Shonn Greene	24	129	5.4	31	1	L, 10-37
169.	1/1/12	@ Denver	Willis McGahee	28	145	5.2	15	0	

# SUPERLATIVES

206.	11/6/22	Tennessee	Derrick Henry	17	115	6.8	56	2	W, 20-17
207.	12/4/22	@ Cincinnati	Samaje Perine	21	106	5.0	10	0	L, 24-27
208.	12/24/22	Seattle	Kenneth Walker	26	107	4.1	20	0	W, 24-10

Note: The Chiefs are 58-138-4 (.300) in games when allowing at least one 100-yard rusher. The Chiefs are 0-8-0 (.000) in games when allowing two or more 100-yard rushers.

## Career 100-Yard Rushing Games

	Player	100-Yard Games
1.	LaDainian Tomlinson	6
2.	Jerome Bettis	5
3t.	Terrell Davis	4
	Clinton Portis	4
5t.	Gary Anderson	3
	Cedric Benson	3
	Le'Veon Bell	3
	Earl Campbell	3
	Franco Harris	3
	Edgerrin James	3
	Freeman McNeil	3
	Greg Pruitt	3
	Darren McFadden	3

## PASSING

### 300-Yard Passers (115)

	Date	Opponent	Player	Att.	Comp.	Yds.	LG	DINT	Result
1.	11/24/60	@ N.Y. Titans	Al Dorow	33	21	301	45t	2	1 L, 35-41
2.	11/19/61	@ San Diego	Jack Kemp	27	15	357	61t	2	1 L, 14-24
3.	10/13/63	Buffalo	Jack Kemp	24	12	300	89t	2	2 L, 26-35
4.	11/17/63	@ Boston	Babe Parilli	47	25	354	39	1	1 T, 24-24
5.	12/6/64	Boston	Babe Parilli	41	20	300	58t	3	1 L, 24-31
6.	10/24/65	@ Houston	George Blanda	33	19	304	64t	4	0 L, 36-38
7.	10/16/66	Oakland	Tom Flores	24	14	301	76t	3	0 L, 13-34
8.	10/15/67	San Diego	John Hadl	32	17	307	60t	2	1 L, 31-45
9.	9/9/68	@ Houston	Pete Beathard	48	23	413	59t	2	3 W, 26-21
10.	9/15/68	N.Y. Jets	Joe Namath	29	17	302	57t	2	1 L, 19-20
11.	11/16/69	@ N.Y. Jets	Joe Namath	40	24	327	40t	2	3 W, 34-16
12.	9/21/75	@ Denver	Charley Johnson	20	12	329	90t	3	2 L, 33-37
13.	10/17/76	@ Miami	Bob Griese	35	25	306	39	1	2 W, 21-17
14.	11/25/79	@ San Diego	Dan Fouts	43	27	350	42t	3	1 L, 7-28
15.	9/7/80	Oakland	Dan Pastorini	37	19	317	55	2	0 L, 14-27
16.	9/6/81	@ Pittsburgh	Terry Bradshaw	36	21	319	41t	2	2 W, 37-33
17.	9/27/81	Seattle	Jim Zorn	47	31	308	23	1	0 W, 20-14
18.	10/18/81	Denver	Craig Morton	38	25	342	63	2	1 W, 28-14
19.	12/12/82	L.A. Raiders	Jim Plunkett	33	18	303	43	3	1 L, 16-21
20.	10/30/83	@ Denver	Steve DeBerg	41	21	350	46t	1	0 L, 24-27
21.	9/9/84	@ Cincinnati	Ken Anderson	37	24	310	35	0	0 W, 27-22
22.	9/16/84	L.A. Raiders	Jim Plunkett	47	28	313	42	1	4 L, 20-22
23.	11/25/84	@ N.Y. Giants	Phil Simms	41	24	343	31	2	3 L, 27-28
24.	12/16/84	@ San Diego	Ed Luther	44	24	333	43	1	0 W, 42-21
25.	9/12/85	L.A. Raiders	Jim Plunkett	48	34	303	30	2	2 W, 36-20
26.	10/13/85	@ San Diego	Mark Hermann	36	26	320	39t	2	0 L, 20-31
27.	12/14/85	@ Denver	John Elway	37	22	301	48	1	5 L, 13-14
28.	12/21/86	@ Pittsburgh	Mark Malone	43	22	351	38	0	1 W, 24-19
29.	12/6/87	@ Cincinnati	Boomer Esiason	44	28	368	26	2	0 L, 27-30
30.	12/13/87	L.A. Raiders	Marc Wilson	38	22	339	42	0	3 W, 16-10
31.	12/24/89	@ Miami	Dan Marino	47	28	339	35	3	1 W, 27-24
32.	11/11/90	Seattle	Dave Krieg	23	16	306	54t	2	0 L, 16-17
33.	12/9/90	Denver	John Elway	36	24	328	27	2	1 W, 37-7
34.	12/16/90	Houston	Warren Moon	45	27	527	87t	3	0 L, 10-27
35.	11/10/91	@ L.A. Rams	Jim Everett	37	26	329	27	3	1 W, 27-20
36.	10/4/92	@ Denver	John Elway	38	23	311	48	2	0 L, 19-20
37.	9/20/93	Denver	John Elway	45	28	300	36	1	1 W, 15-7
38.	10/31/93	@ Miami	Scott Mitchell	33	22	344	77t	3	0 L, 10-30
39.	9/4/94	@ New Orleans	Jim Everett	37	26	326	30	2	2 W, 30-17
40.	10/1/95	@ Arizona	Dave Krieg	41	25	308	35	0	1 W, 24-3
41.	10/9/95	San Diego	Stan Humphries	34	24	315	45	1	0 W, 29-23
42.	10/7/96	Pittsburgh	Mike Tomczak	32	20	338	45	0	1 L, 7-17
43.	9/21/97	@ Carolina	Kerry Collins	47	24	328	36	1	4 W, 35-14
44.	10/6/98	@ Denver	John Elway	32	22	400	58	2	1 L, 31-35
45.	10/10/99	New England	Drew Bledsoe	45	23	334	49t	2	2 W, 16-14
46.	1/2/00	Oakland	Rich Gannon	47	25	324	42	3	2 L, 38-41
47.	9/9/01	Oakland	Rich Gannon	46	31	341	33t	2	1 L, 24-27
48.	9/8/02	@ Cleveland	Kelly Holcomb	39	27	326	44t	3	0 W, 40-39
49.	9/15/02	Jacksonville	Mark Brunell	36	25	320	79t	2	0 L, 16-23
50.	9/22/02	@ New England	Tom Brady	54	39	410	38t	4	1 L, 38-41
51.	9/29/02	Miami	Jay Fiedler	45	29	310	38	1	4 W, 48-30
52.	10/13/02	@ San Diego	Drew Brees	41	28	319	29	2	2 L, 34-35
53.	10/20/02	Denver	Brian Griese	50	30	376	82t	2	0 L, 34-37
54.	10/27/02	Oakland	Rich Gannon	55	35	334	25	1	1 W, 20-10

55.	11/24/02	@ Seattle	Matt Hasselbeck	36	25	362	44	3	0 L, 32-39
56.	9/14/03	Pittsburgh	Tommy Maddox	47	28	336	50	1	3 W, 41-20
57.	10/31/04	Indianapolis	Peyton Manning	44	25	472	56t	5	1 W, 45-35
58.	11/22/04	New England	Tom Brady	26	17	315	48	1	0 L, 19-27
59.	11/28/04	San Diego	Drew Brees	37	28	378	65	2	0 L, 31-34
60.	12/5/04	@ Oakland	Kerry Collins	41	27	343	51t	3	0 W, 34-27
61.	12/13/04	@ Tennessee	Billy Volek	43	29	426	42t	4	0 W, 49-38
62.	10/2/05	Philadelphia	Donovan McNabb	48	33	369	34	3	1 L, 31-37
63.	10/16/05	Washington	Mark Brunell	41	25	331	78t	3	0 W, 28-21
64.	10/30/05	@ San Diego	Drew Brees	43	25	324	35t	3	1 L, 20-28
65.	12/11/05	@ Dallas	Drew Bledsoe	34	22	332	71t	3	0 L, 28-31
66.	11/5/06	@ St. Louis	Marc Bulger	42	31	354	33	1	0 W, 31-17
67.	10/14/07	Cincinnati	Carson Palmer	43	26	320	42t	2	2 W, 27-20
68.	11/4/07	Green Bay	Brett Favre	34	24	360	60t	2	2 L, 22-33
69.	9/28/08	Denver	Jay Cutler	49	29	361	40	1	2 W, 33-19
70.	11/2/08	Tampa Bay	Jeff Garcia	43	31	339	29	1	1 L, 27-30

71.	11/9/08	@ San Diego	Philip Rivers	36	27	316	31	2	2 L, 19-20
72.	12/14/08	San Diego	Philip Rivers	48	34	346	42	2	1 L, 21-22
73.	9/13/09	@ Baltimore	Joe Flacco	43	26	307	31	3	1 L, 24-38
74.	9/27/09	@ Philadelphia	Kevin Kolb	34	24	327	64	2	0 L, 14-34
75.	10/11/09	Dallas	Tony Romo	34	20	351	60	2	0 L, 20-26
76.	11/22/09	Pittsburgh	Ben Roethlisberger	42	32	398	41	2	2 W, 27-24
77.	11/29/09	@ San Diego	Philip Rivers	28	21	317	53	2	0 L, 14-43
78.	1/3/10	@ Denver	Kyle Orton	56	32	431	44	1	3 W, 44-24
79.	10/17/10	@ Houston	Matt Shaub	33	25	305	44	2	0 L, 31-35
80.	10/31/11	San Diego	Philip Rivers	41	26	369	39	0	2 W, 23-20

81.	10/14/12	@ Tampa Bay	Josh Freeman	26	15	328	62t	3	1 L, 10-28
82.	12/30/12	@ Denver	Peyton Manning	29	23	304	36t	3	0 L, 3-38
83.	11/17/13	@ Denver	Peyton Manning	40	24	323	70	1	0 L, 17-27
84.	11/24/13	San Diego	Philip Rivers	39	27	392	60	3	0 L, 38-41
85.	12/1/13	Denver	Peyton Manning	35	22	403	77	5	2 L, 28-35
86.	9/28/15	@ Green Bay	Aaron Rodgers	35	24	333	52	5	0 L, 28-38
87.	10/4/15	@ Cincinnati	Andy Dalton	24	17	321	55	1	0 L, 21-36
88.	1/16/16	@ New England	Tom Brady	42	28	302	42	0	0 L, 20-27
89.	10/2/16	@ Pittsburgh	Ben Roethlisberger	27	22	300	47	5	0 L, 14-43
90.	10/23/16	New Orleans	Drew Brees	48	37	367	30	3	1 W, 27-21
91.	11/20/16	Tampa Bay	Jameis Winston	39	24	331	21	1	0 L, 17-19
92.	11/27/16	@ Denver	Trevor Semian	34	20	368	20	3	0 W, 30-27

93.	9/9/18	@ LA Chargers	Philip Rivers	51	31	424	30	3	1 W, 38-28
94.	9/16/18	@ Pittsburgh	Ben Roethlisberger	60	39	452	46	3	0 W, 42-37
95.	10/7/18	Jacksonville	Blake Bortles	61	33	430	38	1	4 W, 30-14
96.	10/14/18	@ New England	Tom Brady	35	24	340	42	1	0 L, 40-43
97.	11/19/18	@ LA Rams	Jared Goff	49	31	413	40	4	0 L, 54-51
98.	12/13/18	LA Chargers	Philip Rivers	38	26	313	38	2	2 L, 28-29
99.	10/27/19	Green Bay	Aaron Rodgers	33	23	305	67	4	0 L, 24-31
100.	11/18/19	@ LA Chargers	Philip Rivers	52	28	353	50	1	4 W, 24-17
101.	9/20/20	@ LA Chargers	Justin Herbert	33	22	311	35	1	1 W, 23-20

102.	10/11/20	Las Vegas	Derek Carr	31	22	347	72t	3	1 L, 32-40
103.	11/8/20	Carolina	Teddy Bridgewater	49	36	310	28	2	0 W, 33-31
104.	11/29/20	@ Tampa Bay	Tom Brady	41	27	345	48	3	2 W, 27-24
105.	12/13/20	@ Miami	Tua Tagovailoa	48	28	316	29t	2	1 W, 33-27
106.	12/27/20	Atlanta	Matt Ryan	35	27	300	54	2	0 W, 17-14
107.	1/3/21	LA Chargers	Justin Herbert	31	22	302	48t	3	0 L, 21-38
108.	9/12/21	Cleveland	Baker Mayfield	28	21	321	45	0	1 W, 33-29
109.	10/3/21	@ Philadelphia	Jalen Hurts	48	32	387	37	2	0 W, 42-30
110.	10/10/21	Buffalo							

## ALL-TIME MISCELLANEOUS SCORES

### All-Time Defensive Scores

Date	Opponent	Defensive Score	Result
10/9/60	Oakland	David Webster, 80-yard INT return	L, 19-20
11/6/60	@ Buffalo	David Webster, 14-yard fumble return	W, 45-28
11/30/60	Denver	Don Flynn, 25-yard INT return	W, 34-7
12/11/60	Boston	David Webster, 39-yard INT return	W, 34-0
12/10/61	Denver	Duane Wood, 66-yard INT return	W, 49-21
12/17/61	New York Titans	Sherrill Headrick, 31-yard INT return	W, 35-24
		Sherrill Headrick, 56-yard INT return*	*(20 yards by Doyle Nix who lateralled to Headrick for 56 yards)
9/7/63	@ Denver	Sherrill Headrick, 38-yard INT return	W, 59-7
9/22/63	@ Buffalo	Safety, Willie West tackled in end zone	T, 27-27
12/22/63	New York Jets	Jerry Mays, 58-yard fumble return	W, 48-0
10/4/64	Houston	Bobby Hunt, 29-yard INT return	W, 28-7
10/18/64	Buffalo	Bobby Bell, 20-yard fumble return	L, 22-35
11/15/64	San Diego	Abner Haynes, fumble recovery in end zone	L, 14-28
10/3/65	Boston	Bobby Bell, 38-yard INT return	W, 27-17
		Willie Mitchell, 37-yard INT return	
9/25/66	@ Boston	Johnny Robinson, 28-yard INT return	W, 43-24
10/16/66	Oakland	Bobby Bell, 7-yard fumble return	L, 13-34
10/30/66	Houston	Willie Mitchell, 60-yard INT return*	W, 48-23
		*(18 yards by Johnny Robinson who lateralled to Mitchell for 60 yards)	
9/9/67	@ Houston	Bobby Bell, 32-yard INT return	W, 25-20
11/5/67	New York Jets	Willie Mitchell, 57-yard INT return	W, 42-18
11/12/67	@ Boston	Emmitt Thomas, 27-yard INT return	W, 23-10
11/23/67	Oakland	Safety, Holding in end zone	L, 22-44
12/10/67	@ New York Jets	Fred Williamson, 77-yard INT return	W, 21-7
9/28/68	@ Miami	Jim Lynch, 22-yard INT return	W, 48-3
12/8/68	@ San Diego	Willie Lanier, 75-yard INT return	W, 40-3
		Safety, Buck Buchanan tackled Jon Brittenum	
10/5/69	@ Denver	Jim Kearney, 60-yard INT return	W, 26-13
10/26/69	Cincinnati	Goldie Sellers, 19-yard fumble return	W, 42-22
11/27/69	Denver	Emmitt Thomas, 45-yard INT return	W, 31-17
9/28/70	@ Baltimore	Johnny Robinson, 46-yard fumble return	W, 44-24
11/8/70	Houston	Bobby Bell, 45-yard INT return	W, 24-9
10/3/71	@ Denver	Aaron Brown, 68-yard INT return	W, 16-3
10/18/71	Pittsburgh	Emmitt Thomas, 32-yard INT return	W, 38-16
12/19/71	Buffalo	Bobby Bell, 26-yard INT return	W, 22-9
10/1/72	@ Denver	Jim Kearney, 43-yard INT return	W, 45-24
		Jim Kearney, 32-yard INT return	
11/12/72	@ Pittsburgh	Jim Kearney, 65-yard INT return	L, 7-16
12/3/72	Denver	Jim Kearney, 29-yard INT return	W, 24-21
		Bobby Bell, 61-yard INT return	
9/30/73	Oakland	Willie Lanier, 17-yard INT return	W, 16-3
11/18/73	Houston	John Lohmeyer, 19-yard fumble return	W, 38-14
9/15/74	New York Jets	Emmitt Thomas, 38-yard INT return	W, 24-16
		Marvin Upshaw, 52-yard INT return	
9/22/74	@ Oakland	Wilbur Young, 52-yard INT return	L, 7-27
10/6/74	Denver	Bobby Bell, 28-yard INT return	L, 14-17
11/18/74	@ Denver	Safety, Willie Lanier tackled Otis Armstrong	W, 42-34
12/4/74	Minnesota	Emmitt Thomas, 73-yard INT return	L, 15-35
11/10/75	@ Dallas	John Matuszak, fumble recovery in end zone	W, 35-31
10/31/76	@ Tampa Bay	Safety, John Lohmeyer tackled Steve Spurrier	W, 28-19
10/23/77	@ San Diego	Tim Gray, 15-yard fumble return	W, 21-16
11/27/77	@ Houston	Willie Lee, 10-yard fumble return	L, 20-34
12/11/77	Seattle	Gary Barbaro, 102-yard INT return	L, 31-34
12/18/77	@ Oakland	Tim Gray, 14-yard fumble return	L, 20-21
		Tim Collier, 100-yard INT return	
9/23/79	Oakland	Gary Barbaro, 70-yard INT return	W, 35-7
10/5/80	@ Oakland	Gary Spani, 16-yard fumble return	W, 31-17
		Whitney Paul, 32-yard fumble return	
10/12/80	Houston	Gary Spani, 47-yard INT return	W, 21-20
11/9/80	@ Seattle	Frank Manumaleuga, 22-yard INT return	W, 31-20
12/7/80	Denver	Thomas Howard, 3-yard fumble return	W, 31-14
9/6/81	@ Pittsburgh	Thomas Howard, 65-yard fumble return	W, 37-33
10/18/81	Denver	Whitney Paul, 47-yard fumble return	W, 28-14
10/25/81	@ Oakland	Gary Spani, 91-yard fumble return	W, 28-17
11/22/81	Seattle	Lloyd Burruss, 46-yard INT return	W, 40-13
12/19/82	@ Denver	Eric Harris, 56-yard INT return	W, 37-16
		Gary Barbaro, 43-yard INT return	
1/2/83	New York Jets	Gary Green, 42-yard INT return*	W, 37-13
		*(5 yards by Thomas Howard who lateralled to Green for 42 yards)	
10/2/83	St. Louis	Charles Jackson, 37-yard fumble recovery	W, 38-14
10/16/83	New York Giants	Durwood Roquemore, 42-yard INT return	W, 38-17
12/18/83	Denver	Lucious Smith, 58-yard INT return	W, 48-17
9/16/84	Los Angeles Raiders	Kevin Ross, 71-yard INT return	L, 20-22
12/9/84	Seattle	Scott Radecic, 19-yard INT return	W, 34-7
9/12/85	Los Angeles Raiders	Albert Lewis, fumble recovery in end zone	W, 36-20
11/10/85	Pittsburgh	Deron Cherry, 47-yard INT return	L, 28-36
9/21/86	Houston	Greg Hill, 26-yard INT return	W, 27-13
10/19/86	San Diego	Lloyd Burruss, 56-yard INT return	W, 42-41
		Lloyd Burruss, 47-yard INT return	

12/7/86	Denver	Lloyd Burruss, 72-yard INT return	W, 37-10
11/8/87	Pittsburgh	Bill Maas, 6-yard fumble return	L, 16-17
11/6/88	@ Denver	Safety, Dino Hackett tackled Tony Dorsett	L, 11-17
10/29/89	@ Pittsburgh	Bill Maas, 4-yard fumble return	L, 17-23
11/19/89	@ Cleveland	Neil Smith, 3-yard fumble return	T, 10-10
9/23/90	@ Green Bay	Stan Petry, 33-yard INT return	W, 17-3
10/14/90	Detroit	Safety, Bill Maas tackled Bob Gagliano	W, 43-24
11/11/90	Seattle	Dan Saleaumua fumble recovery in end zone	L, 17-16
10/31/91	Miami	Chris Martin, 100-yard fumble return	W, 42-7
11/10/91	@ Los Angeles Rams	Derrick Thomas, 23-yard fumble return	W, 27-20
11/24/91	@ Cleveland	Safety, Dan Saleaumua tackled Bernie Kozar	L, 15-20
9/6/92	@ San Diego	Kevin Ross, 99-yard INT return	W, 24-10
9/13/92	Seattle	Lonnie Marts, 36-yard INT return	W, 26-7
9/28/92	Los Angeles Raiders	Charles Mincy, 25-yard INT return	W, 27-7
11/22/92	@ Seattle	Neil Smith, 22-yard INT return	W, 24-14
12/13/92	New England	Charles Mincy, 30-yard fumble return	W, 27-20
12/27/92	Denver	Charles Mincy, 32-yard INT return*	W, 42-20
		*(0 yards by Bennie Thompson who lateralled to Mincy for 32 yards)	
		Dale Carter, 36-yard INT return	
		Derrick Thomas, fumble recovery in end zone	
11/8/93	Green Bay	Dan Saleaumua, 16-yard fumble return	W, 23-16
12/5/93	@ Seattle	Derrick Thomas, 86-yard fumble return	W, 31-16
9/11/94	San Francisco	Safety, Derrick Thomas tackled Steve Young	W, 24-17
12/24/94	@ Los Angeles Raiders	Mark Collins, 78-yard INT return	W, 19-9
		Safety, team (penalty in end zone)	
9/17/95	Oakland	James Hasty, 64-yard INT return	W, 23-17 OT
11/19/95	Houston	Mark Collins, 34-yard fumble return	W, 20-13
12/3/95	@ Oakland	Brian Washington, 74-yard INT return	W, 29-23
12/17/95	Denver	Vaughn Booker, 14-yard fumble return	W, 20-17
9/8/96	Oakland	James Hasty, 80-yard fumble return	W, 19-3
		Safety, Dan Saleaumua tackled Barrett Robbins	
9/8/97	@ Oakland	Darren Anderson, 55-yard INT return	W, 28-27
9/21/97	@ Carolina	Mark McMillian, 62-yard INT return	W, 35-14
11/30/97	San Francisco	Mark McMillian, 12-yard INT return	W, 44-9
		Safety, Joe Phillips tackled Terry Kirby	
12/14/97	@ San Diego	Mark McMillian, 87-yard INT return	W, 29-7
		Safety, Derrick Thomas sacked Todd Philcox	
9/6/98	Oakland	Safety, Derrick Thomas sacked Jeff George	W, 28-8
12/26/98	@ Oakland	Derrick Thomas, 44-yard fumble return	W, 31-24
9/12/99	@ Chicago	Donnie Edwards, 79-yard fumble return	L, 17-20
10/21/99	@ Baltimore	Reggie Tongue, 46-yard INT return	W, 35-8
		James Hasty, 56-yard INT return	
10/31/99	San Diego	Reggie Tongue, 7-yard fumble return	W, 34-0
11/28/99	@ Oakland	Cris Dishman, 47-yard INT return	W, 37-34
		Cris Dishman, 40-yard fumble return	
12/12/99	Minnesota	Eric Hicks, 44-yard fumble return	W, 31-28
12/18/99	Pittsburgh	Donnie Edwards, 28-yard INT return	W, 35-19
1/2/00	Oakland	James Hasty, 34-yard INT return	L, 38-41 OT
9/10/00	@ Tennessee	Donnie Edwards, 42-yard INT return	L, 14-17 OT
11/26/00	@ San Diego	Marcus Patton, 24-yard INT return	L, 16-17
9/9/01	Oakland	Eric Warfield, 51-yard INT return	L, 24-27
12/8/02	St. Louis	Duane Clemons, 42-yard fumble return	W, 49-10
9/14/03	Pittsburgh	Jerome Woods, 46-yard INT return	W, 41-20
9/21/03	@ Houston	Shaunard Harts, 39-yard INT return	W, 42-14
10/12/03	@ Green Bay	Jerome Woods, 79-yard INT return	W, 40-34 OT
9/19/04	Carolina	Eric Warfield, 43-yard INT return	L, 17-28
12/13/04	@ Tennessee	Kawika Mitchell, 39-yard fumble return	W, 49-38
10/16/05	Washington	Sammy Knight, 80-yard fumble return	W, 28-21
11/20/05	@ Houston	Eric Warfield, 57-yard INT return	W, 45-17
9/30/07	@ San Diego	Tyron Brackenridge, 50-yard fumble return	W, 30-16
10/26/08	@ New York Jets	Brandon Flowers, 91-yard INT return	L, 24-28
12/7/08	@ Denver	Maurice Leggett, 27-yard INT return	L, 17-24
10/18/09	@ Washington	Safety, Tamba Hali sacked Todd Collins	W, 14-6
1/3/10	@ Denver	Derrick Johnson, 45-yard INT return	W, 44-24
		Derrick Johnson, 60-yard INT return	
9/19/10	@ Cleveland	Brandon Flowers, 33-yard INT return	W, 16-14
10/24/10	Jacksonville	Derrick Johnson, 15-yard INT return	W, 42-20
12/26/10	Tennessee	Eric Berry, 54-yard INT return	W, 34-14
10/23/11	@ Oakland	Kendrick Lewis, 59-yard INT return	W, 28-0
		Brandon Flowers, 58-yard INT return	
9/23/12	@ New Orleans	Safety, Justin Houston sacked Drew Brees	W, 27-24 OT
9/8/13	@ Jacksonville	Tamba Hali, 10-yard INT return	W, 28-2
9/19/13	@ Philadelphia	Eric Berry, 38-yard INT return	W, 26-16
10/13/13	Oakland	Husain Abdullah, 44-yard INT return	W, 24-7
11/3/13	@ Buffalo	Tamba Hali, 11-yard fumble return	W, 23-13
		Sean Smith, 100-yard INT return	
12/15/13	@ Oakland	Eric Berry, 47-yard INT return	W, 56-31
9/29/14	New England	Husain Abdullah, 30-yard INT return	W, 41-14
9/17/15	Broncos	Marcus Peters, 55-yard INT return	L, 31-24
10/11/15	Chicago	Ramik Wilson, 0-yard opponent fumble return	L, 18-17
11/22/15	@ San Diego	Justin Houston, 17-yard INT return	W, 33-3
12/6/15	@ Oakland	Tyvon Branch, 38-yard INT return	W, 34-20
12/20/15	@ Baltimore	Tyvon Branch, 73-yard fumble return	W, 34-14
		Marcus Peters, 90-yard INT return	
1/3/16	Oakland	D.J. Alexander, safety	W, 23-17
9/25/16	New York Jets	Derrick Johnson, 55-yard INT return	W, 24-3
10/23/16	New Orleans	Daniel Sorensen, 48-yard INT return	W, 27-21
11/13/16	@ Carolina	Eric Berry, 42-yard INT return	W, 20-17
11/27/16	@ Denver	Safety, R.Okung recovered fumble, gave himself up in endzone	W, 30-27 OT



# SUPERLATIVES

12/4/16 @ Atlanta	Eric Berry, 37-yard INT return	W, 29-27
10/2/17 Washington	Justin Houston, 13-yard fumble return	W, 29-20
10/30/17 Denver	Marcus Peters, 45-yard fumble return	W, 29-19
<b>10/7/18 Jacksonville</b>	<b>Chris Jones, 20-yard INT return</b>	<b>W, 30-14</b>
10/21/18 Cincinnati	Ron Parker, 33-yard INT return	W, 45-10
11/19/18 @ LA Rams	Allen Bailey, 2-yard fumble return	L, 54-51
12/30/18 Oakland	Daniel Sorensen, 54-yard INT return	W, 35-3
9/29/19 @ Detroit	Bashaud Breeland, 100-yard fumble return	W, 34-30
10/17/19 @ Denver	Reggie Ragland, 5-yard fumble return	W, 30-6
12/1/19 Oakland	Juan Thornhill, 46-yard INT return	W, 40-9
10/5/20 New England	Tyrann Mathieu, 25-yard INT return	W, 26-10
10/25/20 @ Denver	Daniel Sorensen, 50-yard INT return	W, 43-16
<b>12/13/20 @ Miami</b>	<b>Safety, Chris Jones sacked Tua Tagovailoa</b>	<b>W, 33-27</b>
9/19/21 @ Baltimore	Tyrann Mathieu, 34-yard INT return	L, 35-36
12/5/21 Denver	Daniel Sorensen, 75-yard INT return	W, 22-9
12/12/21 Las Vegas	Mike Hughes, 23-yard fumble return	W, 48-9
<b>1/8/22 @ Denver</b>	<b>Nick Bolton, 86-yard fumble return</b>	<b>W, 28-24</b>
<b>9/15/22 LA Chargers</b>	<b>Jaylen Watson, 99-yard INT return</b>	<b>W, 27-24</b>
10/23/22 @ San Francisco	Safety, Frank Clark sacked Jimmy Garoppolo	W, 44-23
<b>12/11/22 @ Denver</b>	<b>Willie Gay, 47-yard INT return</b>	<b>W, 34-28</b>

**Notes:** The Chiefs are 130-31-2 (.804) in games when producing a defensive score (TD or safety).  
The Chiefs are 119-28-1 (.807) in games with a def. TD and 16-3-1 (.825) in games with a def. safety.

## All-Time Special Teams Scores

Date	Opponent	Special Teams Score	Result
12/11/60	Boston	Johnny Robinson, 62-yard punt return	W, 34-0
10/15/61 @ Buffalo	Abner Haynes, 88-yard kickoff return	L, 24-27	
9/7/63 @ Denver	Dave Grayson, 99-yard kickoff return	W, 59-7	
12/8/63 Denver	Duane Wood, 18-yard blocked punt return	W, 52-21	
12/19/65 Denver	Willie Mitchell, 71-yard punt return	W, 45-35	
9/11/66 @ Buffalo	Mike Garrett, 79-yard punt return	W, 42-20	
11/20/66 Boston	Frank Pitts, 21-yard blocked punt return	T, 27-27	
12/17/67 @ Denver	Noland Smith, 106-yard kickoff return	W, 38-24	
9/15/68 New York Jets	Noland Smith, 80-yard punt return	L, 19-20	
11/17/68 Boston	Goldie Sellers, 76-yard punt return	W, 31-17	
9/28/69 @ Cincinnati	Goldie Sellers, 20-yard return on fumbled kickoff	L, 19-24	
10/12/69 Houston	George Daney, 5-yard return on fumbled punt attempt	W, 24-0	
11/27/69 Denver	Bobby Bell, 53-yard kickoff return	W, 31-17	
12/17/78 @ Seattle	Safety, Ed Beckman forces Herman Weaver out of EZ	L, 19-23	
9/16/79 @ Houston	J.T. Smith, 55-yard punt return	L, 6-20	
9/23/79 Oakland	J.T. Smith, 88-yard punt return	W, 35-7	
11/23/80 @ St. Louis	J.T. Smith, 75-yard punt return	W, 21-13	
12/21/80 @ Baltimore	J.T. Smith, 53-yard punt return	W, 38-28	
9/19/82 San Diego	Dave Klug, blocked punt recovery in end zone	W, 19-12	
9/7/86 Cincinnati	Deron Cherry, blocked punt recovery in end zone	W, 24-14	
10/19/86 San Diego	Kevin Ross, 21-yard return on fumbled kickoff	W, 42-41	
12/21/86 @ Pittsburgh	Deron Cherry, blocked punt recovery in end zone	W, 24-19	
9/13/87 San Diego	Boyce Green, 97-yard kickoff return		
*10/4/87 @ Los Angeles Raiders	Lloyd Burruss, 78-yard blocked field goal return	W, 20-13	
9/13/87 @ Los Angeles Raiders	Paul Palmer, 95-yard kickoff return	W, 20-13	
*10/18/87 Denver	Bob Harris, 23-yard blocked punt return	L, 17-35	
12/6/87 @ Cincinnati	Jitter Fields, 85-yard punt return	L, 17-26	
12/27/87 Seattle	Kevin Ross, 65-yard blocked field goal return	L, 27-30 OT	
11/13/88 Cincinnati	Paul Palmer, 92-yard kickoff return	W, 41-20	
10/22/89 Dallas	Safety, Albert Lewis, blocked punt out of end zone	W, 31-28	
11/26/89 Houston	Safety, Rob McGovern, blocked punt out of end zone	W, 36-28	
9/30/90 Cleveland	Jayce Pearson, 1-yard blocked punt return	W, 34-0	
9/6/92 @ San Diego	Chris Martin, 19-yard blocked punt return	W, 34-0	
11/22/92 @ Seattle	Kevin Ross, 13-yard blocked punt return		
12/19/92 @ New York Giants	Dale Carter, 46-yard punt return	W, 24-10	
1/2/94 Seattle	Dale Carter, 86-yard punt return	W, 24-14	
12/12/94 @ Miami	Tracy Rogers, blocked punt recovery in end zone	L, 21-35	
9/3/95 @ Seattle	Albert Lewis, blocked punt recovery in end zone	W, 34-24	
10/9/95 San Diego	Jon Vaughn, 91-yard kickoff return	L, 28-45	
12/24/95 Seattle	Tamarick Vanover, 99-yard kickoff return	W, 34-10	
10/27/96 @ Denver	Tamarick Vanover, 86-yard punt return	W, 29-23 OT	
9/14/97 Buffalo	Tamarick Vanover, 89-yard kickoff return	W, 26-3	
11/23/97 @ Seattle	Tamarick Vanover, 89-yard kickoff return	W, 26-3	
10/9/95 San Diego	Tamarick Vanover, 86-yard punt return	W, 29-23 OT	
12/24/95 Seattle	Tamarick Vanover, 89-yard kickoff return	W, 26-3	
10/27/96 @ Denver	Tamarick Vanover, 89-yard kickoff return	W, 26-3	
9/14/97 Buffalo	Tamarick Vanover, 89-yard kickoff return	W, 26-3	
11/23/97 @ Seattle	Tamarick Vanover, 89-yard kickoff return	W, 26-3	
10/9/95 San Diego	Tamarick Vanover, 86-yard punt return	W, 29-23 OT	
12/24/95 Seattle	Tamarick Vanover, 89-yard kickoff return	W, 26-3	
10/27/96 @ Denver	Tamarick Vanover, 89-yard kickoff return	W, 26-3	
9/14/97 Buffalo	Tamarick Vanover, 89-yard kickoff return	W, 26-3	
11/23/97 @ Seattle	Tamarick Vanover, 89-yard kickoff return	W, 26-3	
10/9/95 San Diego	Tamarick Vanover, 86-yard punt return	W, 29-23 OT	
12/24/95 Seattle	Tamarick Vanover, 89-yard kickoff return	W, 26-3	
10/27/96 @ Denver	Tamarick Vanover, 89-yard kickoff return	W, 26-3	
9/14/97 Buffalo	Tamarick Vanover, 89-yard kickoff return	W, 26-3	
11/23/97 @ Seattle	Tamarick Vanover, 89-yard kickoff return	W, 26-3	
10/9/95 San Diego	Tamarick Vanover, 86-yard punt return	W, 29-23 OT	
12/24/95 Seattle	Tamarick Vanover, 89-yard kickoff return	W, 26-3	
10/27/96 @ Denver	Tamarick Vanover, 89-yard kickoff return	W, 26-3	
9/14/97 Buffalo	Tamarick Vanover, 89-yard kickoff return	W, 26-3	
11/23/97 @ Seattle	Tamarick Vanover, 89-yard kickoff return	W, 26-3	
10/9/95 San Diego	Tamarick Vanover, 86-yard punt return	W, 29-23 OT	
12/24/95 Seattle	Tamarick Vanover, 89-yard kickoff return	W, 26-3	
10/27/96 @ Denver	Tamarick Vanover, 89-yard kickoff return	W, 26-3	
9/14/97 Buffalo	Tamarick Vanover, 89-yard kickoff return	W, 26-3	
11/23/97 @ Seattle	Tamarick Vanover, 89-yard kickoff return	W, 26-3	
10/9/95 San Diego	Tamarick Vanover, 86-yard punt return	W, 29-23 OT	
12/24/95 Seattle	Tamarick Vanover, 89-yard kickoff return	W, 26-3	
10/27/96 @ Denver	Tamarick Vanover, 89-yard kickoff return	W, 26-3	
9/14/97 Buffalo	Tamarick Vanover, 89-yard kickoff return	W, 26-3	
11/23/97 @ Seattle	Tamarick Vanover, 89-yard kickoff return	W, 26-3	
10/9/95 San Diego	Tamarick Vanover, 86-yard punt return	W, 29-23 OT	
12/24/95 Seattle	Tamarick Vanover, 89-yard kickoff return	W, 26-3	
10/27/96 @ Denver	Tamarick Vanover, 89-yard kickoff return	W, 26-3	
9/14/97 Buffalo	Tamarick Vanover, 89-yard kickoff return	W, 26-3	
11/23/97 @ Seattle	Tamarick Vanover, 89-yard kickoff return	W, 26-3	
10/9/95 San Diego	Tamarick Vanover, 86-yard punt return	W, 29-23 OT	
12/24/95 Seattle	Tamarick Vanover, 89-yard kickoff return	W, 26-3	
10/27/96 @ Denver	Tamarick Vanover, 89-yard kickoff return	W, 26-3	
9/14/97 Buffalo	Tamarick Vanover, 89-yard kickoff return	W, 26-3	
11/23/97 @ Seattle	Tamarick Vanover, 89-yard kickoff return	W, 26-3	
10/9/95 San Diego	Tamarick Vanover, 86-yard punt return	W, 29-23 OT	
12/24/95 Seattle	Tamarick Vanover, 89-yard kickoff return	W, 26-3	
10/27/96 @ Denver	Tamarick Vanover, 89-yard kickoff return	W, 26-3	
9/14/97 Buffalo	Tamarick Vanover, 89-yard kickoff return	W, 26-3	
11/23/97 @ Seattle	Tamarick Vanover, 89-yard kickoff return	W, 26-3	
10/9/95 San Diego	Tamarick Vanover, 86-yard punt return	W, 29-23 OT	
12/24/95 Seattle	Tamarick Vanover, 89-yard kickoff return	W, 26-3	
10/27/96 @ Denver	Tamarick Vanover, 89-yard kickoff return	W, 26-3	
9/14/97 Buffalo	Tamarick Vanover, 89-yard kickoff return	W, 26-3	
11/23/97 @ Seattle	Tamarick Vanover, 89-yard kickoff return	W, 26-3	
10/9/95 San Diego	Tamarick Vanover, 86-yard punt return	W, 29-23 OT	
12/24/95 Seattle	Tamarick Vanover, 89-yard kickoff return	W, 26-3	
10/27/96 @ Denver	Tamarick Vanover, 89-yard kickoff return	W, 26-3	
9/14/97 Buffalo	Tamarick Vanover, 89-yard kickoff return	W, 26-3	
11/23/97 @ Seattle	Tamarick Vanover, 89-yard kickoff return	W, 26-3	
10/9/95 San Diego	Tamarick Vanover, 86-yard punt return	W, 29-23 OT	
12/24/95 Seattle	Tamarick Vanover, 89-yard kickoff return	W, 26-3	
10/27/96 @ Denver	Tamarick Vanover, 89-yard kickoff return	W, 26-3	
9/14/97 Buffalo	Tamarick Vanover, 89-yard kickoff return	W, 26-3	
11/23/97 @ Seattle	Tamarick Vanover, 89-yard kickoff return	W, 26-3	
10/9/95 San Diego	Tamarick Vanover, 86-yard punt return	W, 29-23 OT	
12/24/95 Seattle	Tamarick Vanover, 89-yard kickoff return	W, 26-3	
10/27/96 @ Denver	Tamarick Vanover, 89-yard kickoff return	W, 26-3	
9/14/97 Buffalo	Tamarick Vanover, 89-yard kickoff return	W, 26-3	
11/23/97 @ Seattle	Tamarick Vanover, 89-yard kickoff return	W, 26-3	
10/9/95 San Diego	Tamarick Vanover, 86-yard punt return	W, 29-23 OT	
12/24/95 Seattle	Tamarick Vanover, 89-yard kickoff return	W, 26-3	
10/27/96 @ Denver	Tamarick Vanover, 89-yard kickoff return	W, 26-3	
9/14/97 Buffalo	Tamarick Vanover, 89-yard kickoff return	W, 26-3	
11/23/97 @ Seattle	Tamarick Vanover, 89-yard kickoff return	W, 26-3	
10/9/95 San Diego	Tamarick Vanover, 86-yard punt return	W, 29-23 OT	
12/24/95 Seattle	Tamarick Vanover, 89-yard kickoff return	W, 26-3	
10/27/96 @ Denver	Tamarick Vanover, 89-yard kickoff return	W, 26-3	
9/14/97 Buffalo	Tamarick Vanover, 89-yard kickoff return	W, 26-3	
11/23/97 @ Seattle	Tamarick Vanover, 89-yard kickoff return	W, 26-3	
10/9/95 San Diego	Tamarick Vanover, 86-yard punt return	W, 29-23 OT	
12/24/95 Seattle	Tamarick Vanover, 89-yard kickoff return	W, 26-3	
10/27/96 @ Denver	Tamarick Vanover, 89-yard kickoff return	W, 26-3	
9/14/97 Buffalo	Tamarick Vanover, 89-yard kickoff return	W, 26-3	
11/23/97 @ Seattle	Tamarick Vanover, 89-yard kickoff return	W, 26-3	
10/9/95 San Diego	Tamarick Vanover, 86-yard punt return	W, 29-23 OT	
12/24/95 Seattle	Tamarick Vanover, 89-yard kickoff return	W, 26-3	
10/27/96 @ Denver	Tamarick Vanover, 89-yard kickoff return	W, 26-3	
9/14/97 Buffalo	Tamarick Vanover, 89-yard kickoff return	W, 26-3	
11/23/97 @ Seattle	Tamarick Vanover, 89-yard kickoff return	W, 26-3	
10/9/95 San Diego	Tamarick Vanover, 86-yard punt return	W, 29-23 OT	
12/24/95 Seattle	Tamarick Vanover, 89-yard kickoff return	W, 26-3	
10/27/96 @ Denver	Tamarick Vanover, 89-yard kickoff return	W, 26-3	
9/14/97 Buffalo	Tamarick Vanover, 89-yard kickoff return	W, 26-3	
11/23/97 @ Seattle	Tamarick Vanover, 89-yard kickoff return	W, 26-3	
10/9/95 San Diego	Tamarick Vanover, 86-yard punt return	W, 29-23 OT	
12/24/95 Seattle	Tamarick Vanover, 89-yard kickoff return	W, 26-3	
10/27/96 @ Denver	Tamarick Vanover, 89-yard kickoff return	W, 26-3	
9/14/97 Buffalo	Tamarick Vanover, 89-yard kickoff return	W, 26-3	
11/23/97 @ Seattle	Tamarick Vanover, 89-yard kickoff return	W, 26-3	
10/9/95 San Diego	Tamarick Vanover, 86-yard punt return	W, 29-23 OT	
12/24/95 Seattle	Tamarick Vanover, 89-yard kickoff return	W, 26-3	
10/27/96 @ Denver	Tamarick Vanover, 89-yard kickoff return	W, 26-3	
9/14/97 Buffalo	Tamarick Vanover, 89-yard kickoff return	W, 26-3	
11/23/97 @ Seattle	Tamarick Vanover, 89-yard kickoff return	W, 26-3	
10/9/95 San Diego	Tamarick Vanover, 86-yard punt return	W, 29-23 OT	
12/24/95 Seattle	Tamarick Vanover, 89-yard kickoff return	W, 26-3	
10/27/96 @ Denver	Tamarick Vanover, 89-yard kickoff return	W, 26-3	
9/14/97 Buffalo	Tamarick Vanover, 89-yard kickoff return	W, 26-3	
11/23/97 @ Seattle	Tamarick Vanover, 89-yard kickoff return	W, 26-3	
10/9/95 San Diego	Tamarick Vanover, 86-yard punt return	W, 29-23 OT	
12/24/95 Seattle	Tamarick Vanover, 89-yard kickoff return	W, 26-3	
10/27/96 @ Denver	Tamarick Vanover, 89-yard kickoff return	W, 26-3	
9/14/97 Buffalo	Tamarick Vanover, 89-yard kickoff return	W, 26-3	
11/23/97 @ Seattle	Tamarick Vanover, 89-yard kickoff return	W, 26-3	
10/9/95 San Diego	Tamarick Vanover, 86-yard punt return	W, 29-23 OT	
12/24/95 Seattle	Tamarick Vanover, 89-yard kickoff return	W, 26-3	
10/27/96 @ Denver	Tamarick Vanover, 89-yard kickoff return	W, 26-3	
9/14/97 Buffalo	Tamarick Vanover, 89-yard kickoff return	W, 26-3	
11/23/97 @ Seattle	Tamarick Vanover, 89-yard kickoff return	W, 26-3	
10/9/95 San Diego	Tamarick Vanover, 86-yard punt return	W, 29-23 OT	
12/24/95 Seattle	Tamarick Vanover, 89-yard kickoff return	W, 26-3	
10/27/96 @ Denver	Tamarick Vanover, 89-yard kickoff return	W, 26-3	
9/14/97 Buffalo	Tamarick Vanover, 89-yard kickoff return	W, 26-3	
11/23/97 @ Seattle	Tamarick Vanover, 89-yard kickoff return	W, 26-3	
10/9/95 San Diego	Tamarick Vanover, 86-yard punt return	W, 29-23 OT	
12/24/95 Seattle	Tamarick Vanover, 89-yard kickoff return	W, 26-3	
10/27/96 @ Denver	Tamarick Vanover, 89-yard kickoff return	W, 26-3	
9/14/97 Buffalo	Tamarick Vanover, 89-yard kickoff return	W, 26-3	
11/23/97 @ Seattle	Tamarick Vanover, 89-yard kickoff return	W, 26-3	
10/9/95 San Diego	Tamarick Vanover, 86-yard punt return	W, 29-23 OT	
12/24/95 Seattle	Tamarick Vanover, 89-yard kickoff return	W, 26-3	
10/27/96 @ Denver	Tamarick Vanover, 89-yard kickoff return	W, 26-3	
9/14/97 Buffalo	Tamarick Vanover, 89-yard kickoff return	W, 26-3	
11/23/97 @ Seattle	Tamarick Vanover, 89-yard kickoff return	W, 26-3	
10/9/95 San Diego	Tamarick Vanover, 86-yard punt return	W, 29-23 OT	
12/24/95 Seattle	Tamarick Vanover, 89-yard kickoff return	W, 26-3	
10/27/96 @ Denver	Tamarick Vanover, 89-yard kickoff return	W, 26-3	
9/14/97 Buffalo	Tamarick Vanover, 89-yard kickoff return	W, 26-3	
11/23/97 @ Seattle	Tamarick Vanover, 89-yard kickoff return	W, 26-3	
10/9/95 San Diego	Tamarick Vanover, 86-yard punt return	W, 29-23 OT	
12/24/95 Seattle	Tamarick Vanover, 89-yard kickoff return	W, 26-3	
10/27/96 @ Denver	Tamarick Vanover, 89-yard kickoff return	W, 26-3	
9/14/97 Buffalo	Tamarick Vanover, 89-yard kickoff return	W, 26-3	
11/23/97 @ Seattle	Tamarick Vanover, 89-yard kickoff return	W, 26-3	
10/9/95 San Diego	Tamarick Vanover, 86-yard punt return	W, 29-23 OT	
12/24/95 Seattle	Tamarick Vanover, 89-yard kickoff return	W, 26-3	
10/27/96 @ Denver	Tamarick Vanover, 89-yard kickoff return	W, 26-3	
9/14/97 Buffalo	Tamarick Vanover, 89-yard kickoff return	W, 26-3	
11/23/97 @ Seattle	Tamarick Vanover, 89-yard kickoff return	W, 26-3	
10/9/95 San Diego	Tamarick Vanover, 86-yard punt return	W, 29-23 OT	
12/24/95 Seattle	Tamarick Vanover, 89-yard kickoff return	W, 26-3	
10/27/96 @ Denver	Tamarick Vanover, 89-yard kickoff return	W, 26-3	
9/14/97 Buffalo	Tamarick Vanover, 89-yard kickoff return	W, 26-3	
11/23/97 @ Seattle	Tamarick Vanover, 89-yard kickoff return	W, 26-3	
10/9/95 San Diego	Tamarick Vanover, 86-yard punt return	W, 29-23 OT	
12/24/95 Seattle	Tamarick Vanover, 89-yard kickoff return	W, 26-3	
10/27/96 @ Denver	Tamarick Vanover, 89-yard kickoff return	W, 26-3	
9/14/97 Buffalo	Tamarick Vanover, 89-yard kickoff return	W, 26-3	
11/23/97 @ Seattle	Tamarick Vanover, 89-yard kickoff return	W, 26-3	
10/9/95 San Diego	Tamarick Vanover, 86-yard punt return	W, 29-23 OT	
12/24/95 Seattle	Tamarick Vanover, 89-yard kickoff return	W, 26-3	
10/27/96 @ Denver	Tamarick Vanover, 89-yard kickoff return	W, 26-3	
9/14/97 Buffalo	Tamarick Vanover, 89-yard kickoff return	W, 26-3	
11/23/97 @ Seattle	Tamarick Vanover, 89-yard kickoff return	W, 26-3	
10/9/95 San Diego	Tamarick Vanover, 86-yard punt return	W, 29-23 OT	
12/24/95 Seattle	Tamarick Vanover, 89-yard kickoff return	W, 26-3	
10/27/96 @ Denver	Tamarick Vanover, 89-yard kickoff return	W, 26-3	
9/14/97 Buffalo	Tamarick Vanover, 89-yard kickoff return	W, 26-3	
11/23/97 @ Seattle	Tamarick Vanover, 89-yard kickoff return	W, 26-3	
10/9/95 San Diego	Tamarick Vanover, 86-yard punt return	W, 29-23 OT	
12/24/95 Seattle	Tamarick Van		



# SUPERLATIVES

9/12/93	@ Houston	0-30
9/25/94	Los Angeles Rams	0-16
12/28/02	@ Oakland	0-24
10/5/08	@ Carolina	0-34
12/12/10	@ San Diego	0-31
12/16/12	@ Oakland	0-15

**Notes:** The Chiefs have produced 20 all-time shutouts, including 16 at home and nine at GEHA Field at Arrowhead Stadium. Kansas City has been shutout at home only twice.  
\* Replacement Game

## All-Time Two-Point Conversions

Date	Opponent	Two-Point Play	Result
11/24/60	@ New York Titans	Curley Johnson pass from Hunter Enis	L, 35-41
9/24/61	@ Oakland	Jack Spikes run	W, 42-35
10/1/61	Houston	Bo Dickinson pass from Randy Duncan	W, 26-21
11/26/61	Oakland	Bo Dickinson pass from Randy Duncan	W, 43-11
9/22/63	@ Buffalo	Chris Burford pass from Len Dawson	T, 27-27
12/13/64	@ San Diego	Curtis McClintan pass from Len Dawson	W, 49-6
10/24/65	@ Houston	Jerrel Wilson pass from Len Dawson	L, 36-38
12/12/65	@ Buffalo	Pete Beathard run Reg Carolan pass from Len Dawson	L, 25-34
9/18/66	@ Oakland	Fred Arbanas pass from Len Dawson	W, 32-10
11/13/66	Miami	Jerrel Wilson pass from Len Dawson	W, 34-16
9/9/67	@ Houston	Reg Carolan pass from Len Dawson	W, 25-20
11/5/67	New York Jets	Curtis McClintan pass from Len Dawson	W, 42-18
9/11/94	San Francisco	J.J. Birden pass from Joe Montana	W, 24-17
10/23/94	Seattle	Marcus Allen run	W, 38-23
12/4/94	Denver	Willie Davis pass from Steve Bono	L, 17-20 OT
10/26/97	@ St. Louis	Tamarick Vanover pass from Elvis Grbac	W, 28-20
10/14/01	Pittsburgh	Tony Gonzalez pass from Elvis Grbac Tony Gonzalez pass from Trent Green	L, 17-20
10/25/01	Indianapolis	Trent Green run	L, 28-35
1/6/02	@ Seattle	Eddie Kennison pass from Trent Green	L, 18-21
11/24/02	@ Seattle	Trent Green run	L, 32-39
11/28/04	San Diego	Eddie Kennison pass from Trent Green	L, 31-34
10/16/05	Washington	Marc Boerigter pass from Trent Green	W, 28-21
10/29/06	Seattle	Tony Gonzalez pass from Damon Huard	W, 35-28
11/4/07	Green Bay	Priest Holmes run	L, 22-33
9/14/08	Oakland	Mike Cox pass from Tyler Thigpen	L, 8-23
11/8/09	@ Jacksonville	Jamaal Charles pass from Matt Cassel	L, 21-24
9/28/15	@ Green Bay	<b>Travis Kelce pass from Alex Smith</b>	<b>L, 38-28</b>
12/6/15	@ Oakland	<b>Travis Kelce pass from Alex Smith</b>	<b>W, 34-20</b>
11/13/16	@ Carolina	<b>Travis Kelce pass from Alex Smith</b>	<b>W, 20-17</b>
11/27/16	@ Denver	Demetrius Harris from Alex Smith	W, 30-27
12/23/18	@ Seattle	<b>Patrick Mahomes run</b>	<b>L, 31-38</b>
12/15/19	Denver	Sammy Watkins pass from Patrick Mahomes	W, 23-3
9/20/20	@ Los Angeles Chargers	Mecole Hardman pass from Patrick Mahomes	W, 23-20 OT
10/11/20	Las Vegas	Darrel Williams pass from Patrick Mahomes	L, 32-40
12/20/20	@ New Orleans	<b>Travis Kelce pass from Patrick Mahomes</b>	<b>W, 32-29</b>
12/16/21	@ Los Angeles Chargers	<b>Clyde Edwards-Helaire pass from Patrick Mahomes</b>	<b>W, 34-28 OT</b>
1/8/22	@ Denver	<b>Patrick Mahomes run</b>	<b>W, 28-24</b>
9/25/22	@ Indianapolis	<b>Travis Kelce pass from Patrick Mahomes</b>	<b>L, 17-20</b>
11/6/22	Tennessee	<b>Patrick Mahomes run</b>	<b>W, 20-17 OT</b>

## Year-By-Year Two Point Conversions/Attempts

1960	1/2
1961	3/4
1962	0/1
1963	1/2
1964	1/3
1965	3/3
1966	2/3
1967	2/3
1968	0/0
1969	0/2
1994	3/4
1995	0/3
1996	0/1
1997	2/6
1998	0/1
1999	0/2
2000	0/4

2001	3/6
2002	1/3
2003	0/3
2004	1/2
2005	1/1
2006	1/1
2007	1/3
2008	1/4
2009	1/2
2010	0/2
2011	0/0
2012	0/1
2013	0/0
2014	0/1
2015	2/4
2016	2/2
2017	0/2
2018	1/1
2019	1/2
2020	3/3
2021	2/3
2022	3/5
<b>TOTAL CONVERSIONS</b>	<b>42</b>
<b>TOTAL ATTEMPTS</b>	<b>95</b>
<b>CONVERSION PERCENTAGE</b>	<b>.442</b>

## Triple Threat Chiefs

**12 players in Chiefs history have scored a touchdown at least three different ways**

Player	5 Different Touchdown Plays	Total TDs
Johnny Robinson	9 receiving, 6 rushing, 1 FR, 1 PR, 1 INT	18
Tyreek Hill	<b>4 Different Touchdown Plays</b> 56 receiving, 6 rushing, 4 PRs, 1 KOR	67
Abner Haynes	39 rushing, 17 receiving, 1 KOR, 1 fumble recovery	58
Mecole Hardman	16 receiving, 2 rushing, 1 KOR, 1 PR	20
Kevin Ross	2 INTs, 1 blocked FG return, 1 FR, 1 blocked punt	5
<b>Travis Kelce</b>	<b>72 receiving, 2 rushing, 1 FR</b>	<b>75</b>
Jamaal Charles	43 rushing, 20 receiving, 1 KOR	64
Dante Hall	9 receiving, 5 PRs, 6 KORs	20
Tamarick Vanover	4 PRs, 4 KORs, 3 receiving	11
Bobby Bell	6 INTs, 2 FRs, 1 KOR	9
Dexter McCluster	5 receiving, 1 rushing, 3 PRs	9
Paul Palmer	4 receiving, 2 rushing, 2 KORs	8
Dale Carter	2 PRs, 1 INT, 1 receiving	4

Key: FR - Fumble return; INT - Interception return; KOR - Kickoff return; PR - Punt return  
**Six players in Chiefs history have a rushing and a receiving TD and have also thrown a TD pass**

Player	Rushing	Receiving	Passing	Total TDs Responsible For
Marcus Allen	44	21	2	67
Larry Johnson	55	6	1	62
Curtis McClintan	18	14	1	33
Mike Garrett	24	7	1	32
Tyler Thigpen	3	1	18	22
Bert Coan	15	4	1	

## All-Time Offensive Return Scores

Date	Opponent	Offensive Score	Result
11/15/64	San Diego	Abner Haynes, fumble recovery in end zone*	L, 14-28
10/29/72	@ San Diego	Robert West, fumble recovery in end zone	W, 26-14
10/12/75	Oakland	Mike Livingston, 1-yard fumble return	W, 42-10
11/18/79	@ Oakland	Tony Samuels, fumble recovery in end zone	W, 24-21
9/7/86	Cincinnati	Walt Arnold, fumble recovery in end zone	W, 24-14
11/9/97	@ Jacksonville	Danan Hughes, 7-yard fumble return**	L, 10-24
12/28/14	San Diego	<b>Travis Kelce, fumble recovery in end zone</b>	<b>W, 19-7</b>

\*Kansas City QB Len Dawson's pass was intercepted by San Diego CB Dick Westmoreland. Westmoreland subsequently fumbled and Haynes recovered the ball in the end zone for a TD.

\*\*Kansas City QB Rich Gannon's pass was intercepted by Jacksonville S Chris Hudson. WR Andre Rison subsequently stripped the ball from Hudson and Hughes returned the ball for a seven-yard TD.

## All-Time Opponent Offensive Return Scores

Date	Opponent	Offensive Score	Result
9/21/75	@ Denver	Jack Dolbin, 2-yard fumble return	L, 33-37
10/9/83	L.A. Raiders	Marcus Allen, fumble recovery in end zone	L, 20-21

## All-Time Defensive Two-Point Return Scores (Non-Safety)

Date	Opponent	Offensive Score	Result
12/4/16	@ Atlanta	Eric Berry, INT on two-point conversion attempt	W, 29-28
12/1/19	Oakland	C. Ward, T. Kpassagnon blocked PAT attempt	W, 40-9

# YEAR-BY-YEAR LEADERS



# SUPERLATIVES

## Rushing

Year	Player	No.	Yds.	Avg.	LG	TD
1960*	Abner Haynes	156	875	5.6	67	9
1961	Abner Haynes	179	841	4.7	59	9
1962	Abner Haynes	221	1049	4.8	71	13
1963	Curtis McClinton	142	568	4.0	36	3
1964	Abner Haynes	137	713	5.2	80	4
1965	Curtis McClinton	175	661	3.8	48	6
1966	Mike Garrett	147	801	5.4	77	6
1967	Mike Garrett	236	1087	4.6	58	9
1968	Robert Holmes	174	866	5.0	76	7
1969	Mike Garrett	168	732	4.4	34	6
1970	Ed Podolak	168	749	4.5	65	3
1971	Ed Podolak	184	708	3.8	25	9
1972	Ed Podolak	171	615	3.6	28	4
1973	Ed Podolak	210	721	3.4	25	3
1974	Woody Green	135	509	3.8	43	3
1975	Woody Green	167	611	3.7	42	5
1976	MacArthur Lane	162	542	3.3	20	5
1977	Ed Podolak	133	550	4.1	41	5
1978	Tony Reed	206	1053	5.1	62	6
1979	Ted McKnight	153	755	4.9	84	8
1980	Ted McKnight	206	693	3.4	25	3
1981	Joe Delaney	234	1121	4.8	82	3
1982	Joe Delaney	95	380	4.0	36	0
1983	Billy Jackson	152	499	3.3	19	2
1984	Herman Heard	165	684	4.1	69	4
1985	Herman Heard	164	595	3.6	33	4
1986	Mike Pruitt	139	448	3.2	16	2
1987	Christian Okoye	157	660	4.2	43	3
1988	Christian Okoye	105	473	4.5	48	3
1989*	Christian Okoye	370	1480	4.0	59	12
1990	Barry Word	204	1015	5.0	53	4
1991	Christian Okoye	225	1031	4.6	48	9
1992	Barry Word	163	607	3.7	44	4
1993	Marcus Allen	206	764	3.7	39	12
1994	Marcus Allen	189	709	3.8	36	7
1995	Marcus Allen	207	890	4.3	38	5
1996	Marcus Allen	206	830	4.0	35	9
1997	Greg Hill	157	550	3.5	38	0
1998	Donnell Bennett	148	527	3.6	26	5
1999	Donnell Bennett	161	627	3.9	44	8
2000	Tony Richardson	147	697	4.7	33	3
2001	Priest Holmes	327	1555	4.8	41	8
2002	Priest Holmes	313	1615	5.2	56	21
2003	Priest Holmes	320	1420	4.4	31	27
2004	Priest Holmes	196	892	4.6	33	14
2005	Larry Johnson	336	1750	5.2	49	20
2006	Larry Johnson	416	1789	4.3	47	17
2007	Larry Johnson	158	559	3.5	54	3
2008	Larry Johnson	193	874	4.5	65	5
2009	Jamaal Charles	190	1120	5.9	76	7
2010	Jamaal Charles	230	1467	6.4	80	5
2011	Jackie Battle	149	597	4.0	34	2
2012	Jamaal Charles	285	1509	5.3	91	5
2013	Jamaal Charles	259	1287	5.0	46	12
2014	Jamaal Charles	206	1033	5.0	63t	9
2015	Charcandrick West	185	721	3.9	38t	5
2016	Spencer Ware	214	921	4.3	46	3
2017	Kareem Hunt	272	1327	4.9	69t	8
2018	Kareem Hunt	181	824	4.6	45	7
2019	Damien Williams	111	497	4.5	91t	5
2020	Clyde Edwards-Helaire	181	803	4.4	31	4
2021	Darrel Williams	144	558	3.9	21	6
2022	Isiah Pacheco	170	830	4.9	31	5

## Passing

Year	Player	Att.-Comp.	Yds.	Pct.	TD	Int	Rate
1960	Cotton Davidson	379-179	2474	.472	15	16	64.5
1961	Cotton Davidson	330-151	2445	.458	17	23	59.3
1962*	Len Dawson	310-189	2759	.610	29	17	98.4
1963	Len Dawson	352-190	1389	.540	26	19	77.6
1964*	Len Dawson	354-199	2879	.562	30	18	89.9
1965	Len Dawson	305-163	2262	.534	21	14	81.3
1966*	Len Dawson	284-159	2527	.560	26	10	101.9
1967	Len Dawson	357-206	2651	.577	24	17	83.5
1968*	Len Dawson	224-131	2109	.585	17	9	98.8
1969	Len Dawson	166-98	1323	.590	9	13	70.0
1970	Len Dawson	262-141	1876	.538	13	14	71.3
1971	Len Dawson	301-167	2504	.552	15	13	81.8
1972	Len Dawson	305-175	1835	.574	13	12	73.1
1973	Mike Livingston	145-75	916	.517	6	7	65.2
1974	Len Dawson	235-138	1573	.587	7	13	66.0
1975	Len Dawson	140-93	1095	.664	5	4	89.9
1976	Mike Livingston	338-189	2682	.559	12	13	77.9
1977	Mike Livingston	282-143	1823	.507	15	9	59.8
1978	Mike Livingston	290-159	1573	.548	5	13	57.3
1979	Steve Fuller	270-146	1484	.541	6	14	55.8
1980	Steve Fuller	320-193	2250	.603	10	12	76.1
1981	Bill Kenney	274-147	1983	.536	9	16	63.8
1982	Bill Kenney	169-95	1192	.562	7	6	77.0
1983	Bill Kenney	603-346	4348	.574	24	18	80.8
1984	Bill Kenney	282-151	2098	.535	15	10	80.7
1985	Bill Kenney	338-181	2536	.536	17	9	83.6
1986	Bill Kenney	308-161	1922	.523	13	11	70.8

1987	Bill Kenney	273-154	2107	.564	15	9	85.8
1988	Steve DeBerg	414-224	2935	.541	16	16	73.5
1989	Steve DeBerg	324-196	2529	.605	11	16	75.8
1990	Steve DeBerg	444-258	3444	.581	23	4	96.3
1991	Steve DeBerg	434-256	2965	.590	17	14	79.3
1992	Dave Krieg	413-230	3115	.557	15	12	79.9
1993	Joe Montana	298-181	2144	.607	13	7	87.4
1994	Joe Montana	493-299	3283	.606	16	9	83.6
1995	Steve Bono	520-293	3121	.563	21	10	79.5
1996	Steve Bono	438-235	2572	.537	12	13	68.0
1997	Elvis Grbac	314-179	1943	.570	11	6	79.1
1998	Rich Gannon	352-206	2305	.582	10	6	80.1
1999	Elvis Grbac	499-294	3389	.589	22	15	81.7
2000	Elvis Grbac	547-342	4169	.596	28	14	89.9
2001	Trent Green	523-296	3783	.566	17	24	71.1
2002	Trent Green	470-287	3690	.611	26	13	92.6
2003	Trent Green	523-330	4039	.631	24	12	92.6
2004	Trent Green	556-369	4591	.664	27	17	95.2
2005	Trent Green	507-317	4014	.625	17	10	90.1
2006	Damon Huard	244-148	1878	.607	11	1	98.0
2007	Damon Huard	332-206	2257	.620	11	13	76.8
2008	Tyler Thigpen	420-230	2608	.548	18	12	76.0
2009	Matt Cassel	493-271	2924	.550	16	16	69.9
2010	Matt Cassel	450-262	3116	.582	27	7	93.0
2011	Matt Cassel	269-160	1713	.595	10	9	76.6
2012	Matt Cassel	277-161	1796	.581	6	12	66.7
2013	Alex Smith	508-308	3313	.606	23	7	89.1
2014	Alex Smith	464-303	3265	.653	18	6	93.4
2015	Alex Smith	542-353	3922	.653	20	7	95.4
2016	Alex Smith	489-328	3502	.671	15	8	91.2
2017	Alex Smith	505-341	4042	.675	26	3	104.7
2018	Patrick Mahomes	580-383	5097	.660	52	12	113.8
2019	Patrick Mahomes	484-319	4031	.659	26	5	105.3
2020	Patrick Mahomes	588-390	4740	.663	38	6	108.2
2021	Patrick Mahomes	658-436	4839	.663	37	13	98.5
2022	Patrick Mahomes	648-435	5250	.671	41	12	105.1

## Pass Receiving

Year	Player	No.	Yds.	Avg.	LG	TD
1960	Abner Haynes	55	576	10.5	34	3
1961	Chris Burford	51	850	16.7	54	5
1962	Chris Burford	45	645	14.4	49	12
1963	Chris Burford	68	824	12.1	69	9
1964	Frank Jackson	62	943	15.2	72	9
1965	Chris Burford	47	575	12.2	57	6
1966	Otis Taylor	58	1297	22.4	89	8
1967	Otis Taylor	59	958	16.2	71	11
1968	Mike Garrett	33	359	10.9	43	3
1969	Mike Garrett	43	432	10.0	41	2
1970	Otis Taylor	34	618	18.2	59	3
1971	Otis Taylor	57	1110	19.5	82	7
1972	Otis Taylor	57	821	14.4	44	6
1973	Ed Podolak	55	445	8.1	25	0
1974	Ed Podolak	43	306	7.1	26	1
1975	Ed Podolak	37	332	9.0	21	2
1976*	MacArthur Lane	66	686	10.4	44	1
1977	Walter White	48	674	14.0	48	5
1978	Tony Reed	48	483	10.1	44	1
1979	Ted McKnight	38	226	6.0	24	0
1980	Henry Marshall	47	799	17.0	75	6
1981	J.T. Smith	63	852	13.5	42	2
1982	Henry Marshall	40	549	13.7	44	3
1983	Carlos Carson	80	1351	16.9	50	7
1984	Henry Marshall	62	912	14.7	37	4
1985	Carlos Carson	47	843	17.9	34	4
1986	Stephone Paige	52	829	15.9	51	11
1987	Carlos Carson	55	1044	19.0	81	7
1988	Stephone Paige	61	902	14.8	49	7
1989	Stephone Paige	44	759	17.3	50	2
1990	Stephone Paige	65	1021	15.7	86	5
1991	Robb Thomas	43	495	11.5	39	1
1992	Todd McNair	44	380	8.6	36	1
1993	Willie Davis	52	909	17.5	66	7
1994	Kimble Anders	67	525	7.8	30	1
1995	Kimble Anders	55	349	6.3	28	1
1996	Kimble Anders	60	529	8.8	45	2
1997	Andre Rison	72	1092	15.2	45	7
1998	Kimble Anders	64	462	7.2	29	2
1999	Tony Gonzalez	76	849	11.2	73	11
2000	Tony Gonzalez	93	1203	12.9	39	9
2001	Tony Gonzalez	73	917	12.6	36	6
2002	Priest Holmes	70	672	9.6	64	3
2003	Priest Holmes	74	690	9.3	36	0
2004*	Tony Gonzalez	102	1258	12.3	32	7
2005	Tony Gonzalez	78	905	11.6	39	2
2006	Tony Gonzalez	73	900	12.3	57	5
2007	Tony Gonzalez	99	1172	11.8	31	5
2008	Tony Gonzalez	96	1058	11.0	35	10
2009	Dwayne Bowe	47	589	12.5	41	4
2010	Dwayne Bowe	72	1162	16.1	75	15
2011	Dwayne Bowe	81	1159	14.3	52	5
2012	Dwayne Bowe	59	801	13.6	47	3
2013	Jamaal Charles	70	693	9.9	71t	7
2014	Travis Kelce	67	862	12.9	34	5
2015	Jeremy Maclin	92	1140	12.4	61	8
2016	Travis Kelce	85	1125	13.2	80t	4
2017	Tyreek Hill	75	1183	15.3	79t	7

# SUPERLATIVES

2018	Tyreek Hill	87	1479	17.0	75t	12
<b>2019</b>	<b>Travis Kelce</b>	<b>97</b>	<b>1229</b>	<b>12.7</b>	<b>47</b>	<b>5</b>
<b>2020</b>	<b>Travis Kelce</b>	<b>105</b>	<b>1416</b>	<b>13.5</b>	<b>45</b>	<b>11</b>
2021	Tyreek Hill	111	1239	11.2	75t	9
<b>2022</b>	<b>Travis Kelce</b>	<b>110</b>	<b>1338</b>	<b>12.2</b>	<b>52</b>	<b>12</b>

## Interceptions

Year	Player	No.	Yds.	Avg.	TD
1960	David Webster	6	156	26.0	2
1961	David Webster	5	50	10.0	0
1962	Bobby Hunt	8	101	12.7	0
1963	Bobby Hunt	6	228	38.0	0
1964	Bobby Hunt	7	133	19.0	1
1965	Fred Williamson	7	89	12.7	0
1966*	Johnny Robinson	10	136	13.6	1
	Bobby Hunt	10	113	11.3	0
1967	Fletcher Smith	6	150	25.0	0
1968	Johnny Robinson	6	40	6.7	0
1969*	Emmitt Thomas	9	147	16.3	1
1970*	Johnny Robinson	10	155	15.5	0
1971	Emmitt Thomas	8	145	18.1	1
1972*	Mike Sensibaugh	8	65	8.1	0
1973	Emmitt Thomas	3	65	21.6	0
	Mike Sensibaugh	3	58	19.3	0
	Willie Lanier	3	47	16.6	1
	Jim Kearney	3	30	10.0	0
1974*	Emmitt Thomas	12	214	18.8	2
1975	Emmitt Thomas	6	119	19.8	0
1976	Kerry Reardon	5	26	5.2	0
1977	Gary Barbaro	8	165	20.6	1
1978	Tim Gray	6	118	19.7	0
1979	Gary Barbaro	7	142	20.3	1
1980	Gary Barbaro	10	163	16.3	0
1981	Eric Harris	7	109	15.6	0
1982	Eric Harris	3	66	22.0	1
	Gary Barbaro	3	48	16.0	1
1983	Deron Cherry	7	100	14.3	0
1984	Deron Cherry	7	140	20.0	0
1985	Albert Lewis	8	59	7.4	0
1986*	Deron Cherry	9	150	16.7	0
1987	Deron Cherry	3	58	19.3	0
1988	Deron Cherry	7	51	7.3	0
1989	Albert Lewis	4	37	9.3	0
	Kevin Ross	4	29	7.3	0
1990	Kevin Ross	5	97	19.4	0
1991	Deron Cherry	4	31	7.8	0
1992	Dale Carter	7	65	9.3	1
1993	Albert Lewis	6	61	10.2	0
1994	Charles Mincy	3	49	16.3	0
1995	Dale Carter	4	45	11.3	0
1996	Mark Collins	6	45	7.5	0
1997*	Mark McMillian	8	274	34.3	3
1998	James Hasty	4	42	10.5	0
1999	James Hasty	7	98	14.0	2
2000	James Hasty	4	53	13.3	0
2001	Eric Warfield	4	61	15.3	1
2002	Greg Wesley	6	170	28.3	0
2003	Greg Wesley	6	63	10.5	0
	Dexter McCleon	6	-3	-0.5	0
2004	Greg Wesley	4	92	23.0	0
	Eric Warfield	4	49	12.3	1
2005	Greg Wesley	6	106	17.7	0
2006	Ty Law	4	11	2.8	0
2007	Jarrad Page	3	37	12.3	0
2008	Jarrad Page	4	2	0.5	0
2009	Brandon Flowers	5	38	7.6	0
2010	Eric Berry	4	102	25.5	1
2011	Brandon Flowers	4	95	23.8	1
	Brandon Carr	4	17	4.3	0
2012	Brandon Flowers	3	28	9.3	0
2013	Quintin Demps	4	61	15.3	0
2014	Kurt Coleman	3	12	4.0	0
2015	Marcus Peters	9	280	31.1	2
2016	Marcus Peters	6	63	10.5	0
2017	Marcus Peters	5	137	27.4	0
2018	Steven Nelson	4	53	13.3	0
2019	Tyrann Mathieu	4	70	17.5	0
2020	Tyrann Mathieu	6	70	11.7	1
2021	Tyrann Mathieu	3	56	18.7	1
<b>2022</b>	<b>L'Jarius Sneed</b>	<b>3</b>	<b>57</b>	<b>19.0</b>	<b>0</b>
	Juan Thornhill	3	0	0.0	0

## Sacks

Year	Player	Sacks/Yds
1974	Marvin Upshaw	9.5/49.0
1975	Wilbur Young	9.5/73.0
1976	Lawrence Estes	5.0/52.0
1977	Wilbur Young	5.5/51.5
1978	Art Still	8.5/59.0
1979	Art Still	8.5/63.5
1980	Art Still	4.5/115.0
1981	Ken Kremer	8.0/57.5
1982	Art Still	4.0/34.0
1983	Mike Bell	10.0/62.0
1984	Art Still	14.5/86.0
1985	Bill Maas	7.0/51.0

1986	Art Still	10.5/77.0
1987	Mike Bell	6.5/44.0
1988	Bill Maas	4.0/34.0
1989	Derrick Thomas	10.0/95.5
1990	*Derrick Thomas	20.0/150.0
1991	Derrick Thomas	13.5/112.0
1992	Neil Smith	14.5/114.5
	Derrick Thomas	14.5/113.0
1993*	Neil Smith	15.0/127.0
1994	Neil Smith	11.5/89.0
1995	Neil Smith	12.0/82.0
1996	Derrick Thomas	13.0/109.0
1997	Dan Williams	10.5/57.5
1998	Derrick Thomas	12.0/79.0
1999	Derrick Thomas	7.0/65.0
2000	Eric Hicks	14.0/73.0
2001	Duane Clemons	7.0/68.5
2002	Eric Hicks	9.0/69.5
2003	Vonnie Holliday	5.5/50.0
2004	Jared Allen	9.0/47.0
2005	Jared Allen	11.0/65.0
2006	Tamba Hali	8.0/48.0
2007*	Jared Allen	15.5/111.0
2008	Tamba Hali	3.0/23.0
2009	Tamba Hali	8.5/45.5
2010	Tamba Hali	14.5/91.5
2011	Tamba Hali	12.0/80.0
2012	Justin Houston	10.0/69.0
2013	Justin Houston	11.0/75.0
2013	Tamba Hali	11.0/78.5
2014	Justin Houston	22.0/60.0
2015	Justin Houston	7.5/54
2016	Dee Ford	10.0/53.0
2017	Justin Houston	9.5/54.0
<b>2018</b>	<b>Chris Jones</b>	<b>15.5/122.0</b>
<b>2019</b>	<b>Chris Jones</b>	<b>9.0/75.0</b>
<b>2020</b>	<b>Chris Jones</b>	<b>7.5/28.0</b>
<b>2021</b>	<b>Chris Jones</b>	<b>9.0/65.5</b>
<b>2022</b>	<b>Chris Jones</b>	<b>15.5/105.5</b>

**Note:** Sacks became recognized as an official NFL statistic in 1982. The Chiefs began recording sacks in 1974.

## Tackles

Year	Player	Tackles
1977	Willie Lanier	132 (88 solo)
1978	Gary Spani	144 (102 solo)
1979	Gary Spani	157 (115 solo)
1980	Gary Spani	149 (96 solo)
1981	Gary Spani	153 (104 solo)
1982	Art Still	68 (44 solo)
1983	Jerry Blanton	136 (83 solo)
1984	Art Still	131 (107 solo)
1985	Deron Cherry	134 (85 solo)
1986	Dino Hackett	140 (78 solo)
1987	Dino Hackett	103 (74 solo)
1988	Deron Cherry	151 (90 solo)
1989	Deron Cherry	87 (45 solo)
1990	Dino Hackett	95 (53 solo)
1991	Deron Cherry	116 (59 solo)
1992	Tracy Simien	97 (56 solo)
1993	Tracy Simien	105 (68 solo)
1994	Tracy Simien	99 (65 solo)
1995	Tracy Simien	106 (75 solo)
1996	Mark Collins	119 (94 solo)
1997	Reggie Tongue	142 (91 solo)
1998	Donnie Edwards	151 (97 solo)
1999	Donnie Edwards	143 (105 solo)
2000	Donnie Edwards	151 (119 solo)
2001	Donnie Edwards	147 (112 solo)
2002	Mike Maslowski	162 (109 solo)
2003	Scott Fujita	151 (110 solo)
2004	Scott Fujita	112 (71 solo)
2005	Kawika Mitchell	135 (100 solo)
2006	Kawika Mitchell	118 (88 solo)
2007	Napoleon Harris	123 (97 solo)
2008	Bernard Pollard	98 (78 solo)
2009	Demorrio Williams	142 (90 solo)
2010	Derrick Johnson	147 (107 solo)
2011	Derrick Johnson	179 (131 solo)
2012	Derrick Johnson	125 (110 solo)
2013	Derrick Johnson	107 (95 solo)
2014	Josh Mauga	103 (82 solo)
2015	Derrick Johnson	126 (100 solo)
2016	Derrick Johnson	90 (70 solo)
2017	Daniel Sorensen	88 (66 solo)
2018	Anthony Hitchens	135 (81 solo)
2019	Anthony Hitchens	88 (51 solo)
2020	Daniel Sorensen	91 (68 solo)
<b>2021</b>	<b>Nick Bolton</b>	<b>112 (70 solo)</b>
<b>2022</b>	<b>Nick Bolton</b>	<b>180 (108 solo)</b>

**Note:** The Chiefs began recording tackle totals in 1977.

## Special Teams Tackles

Year	Player	Tackles
1982	Al Steinfeld	18 (13 solo)
1983	Albert Lewis	27 (23 solo)
1984	Ken Jolly	28 (19 solo)



# SUPERLATIVES

1985	Walt Arnold	20 (12 solo)
1986	Sherman Cocroft	22 (21 solo)
1987	Tim Cofield	19 (10 solo)
1988	Angelo Snipes	26 (17 solo)
1989	Rob McGovern	24 (18 solo)
1990	Todd McNair	27 (22 solo)
1991	Tim Barnett	15 (12 solo)
1992	Bennie Thompson	27 (20 solo)
1993	Fred Jones	14 (14 solo)
	Todd McNair	14 (11 solo)
	Bennie Thompson	14 (11 solo)
1994	Greg Manusky	23 (22 solo)
1995	Greg Manusky	23 (18 solo)
	Tracy Rogers	23 (15 solo)
1996	Greg Manusky	26 (20 solo)
1997	Greg Manusky	25 (20 solo)
1998	Greg Manusky	23 (14 solo)
1999	Greg Manusky	27 (19 solo)
2000	Mike Maslowski	25 (20 solo)
2001	Gary Stills	18 (14 solo)
2002	Gary Stills	34 (25 solo)
2003	Gary Stills	29 (24 solo)
2004	Gary Stills	25 (19 solo)
2005	Rich Scanlon	29 (20 solo)
2006	Kris Griffin	22 (14 solo)
2007	Nate Harris	20 (10 solo)
2008	Jon McGraw	23 (19 solo)
2009	Jovan Belcher	17 (16 solo)
2010	Terrance Copper	19 (14 solo)
2011	Cory Greenwood	15 (10 solo)
2012	Edgar Jones	7 (7 solo)
2013	Anthony Sherman	11 (10 solo)
2014	Anthony Sherman	13 (13 solo)
2015	Frank Zombo	9 (8 solo)
2016	D.J. Alexander	12 (9 solo)
2017	Eric Murray	6 (5 solo)
	Kevin Pierre-Louis	6 (6 solo)
	Frank Zombo	6 (6 solo)
2018	Charvarius Ward	12 (9 solo)
2019	Armani Watts	10 (8 solo)
2020	Dorian O'Daniel	7 (5 solo)
2021	Marcus Kemp	10 (8 solo)
<b>2022</b>	<b>Jack Cochrane</b>	<b>9 (5 solo)</b>

## Punting

Year	Player	No.	Yds.	Avg.	I20	LG
1960	C. Davidson	58	2287	39.4	—	—
1961	C. Davidson	61	2479	40.6	—	62
1962	Eddie Wilson	47	1691	36.0	—	52
1963	Jerrel Wilson	61	2628	43.1	—	72
1964	Jerrel Wilson	78	3326	42.6	—	70
1965*	Jerrel Wilson	69	3132	45.4	—	64
1966	Jerrel Wilson	62	2715	43.8	—	69
1967	Jerrel Wilson	41	1739	42.4	—	59
1968*	Jerrel Wilson	63	2841	45.1	—	70
1969	Jerrel Wilson	68	3022	44.4	—	62
1970	Jerrel Wilson	76	3415	44.9	—	68
1971	Jerrel Wilson	64	2864	44.8	—	68
1972*	Jerrel Wilson	66	2960	44.8	—	69
1973*	Jerrel Wilson	80	3642	45.5	—	68
1974	Jerrel Wilson	83	3462	41.7	—	64
1975	Jerrel Wilson	54	2233	41.4	—	64
1976	Jerrel Wilson	65	2729	42.0	15	62
1977	Jerrel Wilson	88	3510	39.4	11	59
1978	Z. Andrusyshyn	79	3247	41.1	18	61
1979*	Bob Grupp	89	3883	43.6	23	74
1980	Bob Grupp	84	3317	39.5	23	57
1981	Bob Grupp	41	1556	38.0	5	57
1982	Jeff Gossett	33	1366	41.4	6	56
1983	Jim Arnold	93	3710	39.9	21	64
1984	Jim Arnold	98	4397	44.9	22	63
1985	Jim Arnold	93	3827	41.2	15	62
1986	Lewis Colbert	99	4033	40.7	23	56
1987	K. Goodburn	59	2412	40.9	13	55
1988	K. Goodburn	76	3059	40.3	10	59
1989	K. Goodburn	67	2688	40.1	25	54
1990	Bryan Barker	64	2479	38.7	16	56
1991	Bryan Barker	57	2303	40.4	11	57
1992	Bryan Barker	75	3245	43.3	16	65
1993	Bryan Barker	76	3240	42.6	19	59
1994	Louie Aguiar	85	3582	42.1	15	61
1995	Louie Aguiar	91	3990	43.8	29	65
1996	Louie Aguiar	88	3667	41.7	25	68
1997	Louie Aguiar	82	3465	42.3	28	65
1998	Louie Aguiar	75	3226	43.0	20	59
1999	Daniel Pope	101	4218	41.8	20	64
2000	Todd Sauerbrun	82	3656	44.6	28	68
2001	Dan Stryzinski	73	2976	40.8	27	76
2002	Dan Stryzinski	64	2422	37.8	15	56
2003	Jason Baker	80	3156	39.5	21	68
2004	Steve Cheek	42	1643	39.1	8	55
2005	Dustin Colquitt	65	2564	39.4	27	62
2006	Dustin Colquitt	71	3145	44.3	23	72
2007	Dustin Colquitt	95	4322	45.5	27	81
2008	Dustin Colquitt	70	3110	44.4	27	73
2009	Dustin Colquitt	96	4361	45.4	41	70
2010	Dustin Colquitt	88	3908	44.4	33	72

2011	Dustin Colquitt	89	4084	45.9	27	68
2012	Dustin Colquitt	83	3887	46.8	45	71
2013	Dustin Colquitt	87	4005	46.0	35	65
2014	Dustin Colquitt	71	3164	44.6	31	69
2015	Dustin Colquitt	82	3621	44.2	42	62
2016	Dustin Colquitt	76	3427	45.1	38	64
2017	Dustin Colquitt	65	2936	45.2	29	77
2018	Dustin Colquitt	45	2021	44.9	21	67
2019	Dustin Colquitt	48	2126	44.3	21	68
<b>2020</b>	<b>Tommy Townsend</b>	<b>52</b>	<b>2339</b>	<b>45.0</b>	<b>20</b>	<b>67</b>
<b>2021</b>	<b>Tommy Townsend</b>	<b>37</b>	<b>1746</b>	<b>47.2</b>	<b>20</b>	<b>68</b>
<b>2022</b>	<b>Tommy Townsend</b>	<b>53</b>	<b>2672</b>	<b>50.4</b>	<b>22</b>	<b>76</b>

## Punt Returns

Year	Player	No.	Yds.	Avg.	LG	TD
1960	Abner Haynes	14	215	15.4	46	0
1961	Abner Haynes	19	196	10.3	44	0
1962	Frank Jackson	11	117	10.6	29	0
1963	Frank Jackson	11	95	8.6	17	0
1964	Willie Mitchell	18	167	9.3	36	0
1965	Willie Mitchell	19	242	12.7	71	1
1966	Mike Garrett	17	139	8.2	79	1
1967	Noland Smith	26	212	8.2	59	0
1968*	Noland Smith	18	270	15.0	80	1
1969	Noland Smith	9	107	11.9	80	0
1970*	Ed Podolak	23	311	13.5	60	0
1971	Ed Podolak	13	84	6.5	23	0
1972	Larry Marshall	18	103	5.7	29	0
1973	Larry Marshall	29	180	6.2	31	0
1974	Ed Podolak	15	134	8.9	54	0
1975	Charlie Thomas	12	112	9.3	34	0
1976	Larry Brunson	31	387	12.5	48	0
1977	Gary Green	14	115	8.2	18	0
1978	Eddie Payton	32	364	11.4	39	0
1979	J.T. Smith	58	612	10.6	88	2
1980*	J.T. Smith	40	581	14.5	75	2
1981	J.T. Smith	50	528	10.6	62	0
1982	Anthony Hancock	12	103	8.6	30	0
1983	J.T. Smith	26	210	8.1	19	0
1984	J.T. Smith	39	332	8.5	27	0
1985	Garcia Lane	43	381	8.9	57	0
1986	Jeff Smith	29	245	8.4	48	0
1987	Michael Clemons	19	162	8.5	44	0
1988	Kitrick Taylor	29	187	6.4	16	0
1989	Pete Mandley	19	151	7.9	19	0
1990	Naz Worthen	25	180	7.2	37	0
1991	Troy Stradford	22	150	6.8	18	0
1992	Dale Carter	38	398	10.5	86	2
1993	Dale Carter	27	247	9.1	30	0
1994	Danan Hughes	27	192	7.1	43	0
1995	Tamarick Vanover	51	540	10.6	86	1
1996	Tamarick Vanover	17	116	6.8	24	0
1997	Tamarick Vanover	35	383	10.9	82	1
1998	Tamarick Vanover	27	264	9.8	37	0
1999	Tamarick Vanover	51	627	12.3	80	2
2000	Kevin Lockett	26	208	8.0	26	0
2001	Dante Hall	32	235	7.3	26	0
2002	Dante Hall	29	390	13.4	90	2
2003	Dante Hall	29	472	16.3	93	2
2004	Dante Hall	23	232	10.1	46	0
2005	Dante Hall	42	276	6.6	52	0
2006	Dante Hall	27	240	8.9	60t	1
2007	Eddie Drummond	32	222	6.9	22	0
2008	Kevin Robinson	11	94	8.5	32	0
2009	Bobby Wade	21	160	7.6	18	0
2010	Javier Arenas	39	322	8.3	36	0
2011	Javier Arenas	32	410	12.8	37	0
2012	Javier Arenas	34	297	8.7	27	0
2013	Dexter McCluster	58	686	11.8	89t	2
2014	De'Anthony Thomas	34	405	11.9	81t	1
2015	Jeremy Maclin	51	416	8.2	37	0
2016	Tyreek Hill	39	592	15.2	95t	2
2017	Tyreek Hill	25	204	8.2	82t	1
2018	Tyreek Hill	20	213	10.7	91t	1
2019	Mecole Hardman	18	167	9.3	36	0
2020	Mecole Hardman	25	176	7.0	67t	1
2021	Mecole Hardman	13	157	12.1	31	0
<b>2022</b>	<b>Skyy Moore</b>	<b>14</b>	<b>86</b>	<b>6.1</b>	<b>15</b>	<b>0</b>
	<b>Kadarius Toney</b>	<b>10</b>	<b>61</b>	<b>6.1</b>	<b>9</b>	<b>0</b>

## Kickoff Returns

Year	Player	No.	Yds.	Avg.	LG	TD
1960	Abner Haynes	19	434	22.8	82	0
1961*	Dave Grayson	16	453	28.3	73	0
1962	Dave Grayson	18	535	29.7	59	0
1963	Dave Grayson	20	564	28.2	99	1
1964	Dave Grayson	30	679	22.6	80	0
1965	Bert Coan	19	479	25.2	52	0
1966	Emmitt Thomas	29	673	23.2	63	0
1967	Noland Smith	41	1148	28.0	106	1
1968	Noland Smith	23	549	23.9	37	0
1969	Warren McVea	13	318	24.5	40	0
1970	Robert Holmes	19	535	28.2	48	0
1971	Kerry Reardon	12	308	25.7	41	0



# SUPERLATIVES

1972	Larry Marshall	23	651	28.3	48	0
1973	Larry Marshall	14	391	27.9	38	0
1974	Bill Thomas	25	571	22.8	33	0
1975	Reggie Craig	10	247	24.7	63	0
1976	Lawrence Williams	25	688	27.6	64	0
1977	Ted McKnight	12	305	25.4	70	0
1978	Eddie Payton	30	775	25.8	66	0
1979	Horace Belton	22	463	21.0	52	0
1980	Carlos Carson	40	917	22.9	47	0
1981	James Murphy	20	457	22.9	46	0
1982	Anthony Hancock	27	609	22.6	68	0
1983	Theotis Brown	15	301	20.1	46	0
1984	J.T. Smith	19	391	20.6	39	0
1985	Jeff Smith	33	654	19.8	39	0
1986	Jeff Smith	29	557	19.2	29	0
1987*	Paul Palmer	38	923	24.3	95	2
1988	Kenny Gamble	15	291	19.4	31	0
1989	Danny Copeland	26	466	17.9	36	0
1990	Todd McNair	14	227	16.2	23	0
1991	Harvey Williams	24	524	21.8	76	0
1992	Harvey Williams	21	405	19.3	37	0
1993	Danan Hughes	14	266	19.0	30	0
1994	Ron Dickerson	21	472	22.5	62	0
1995	Tamarick Vanover	43	1095	25.5	99	2
1996*	Tamarick Vanover	33	854	25.9	97	1
1997	Tamarick Vanover	51	1308	25.6	94	1
1998	Tamarick Vanover	41	956	23.3	62	0
1999	Tamarick Vanover	44	886	20.1	29	0
2000	Michael Cloud	36	779	21.6	38	0
2001	Dante Hall	43	969	22.5	71	0
2002	Dante Hall	57	1354	23.8	88	1
2003*	Dante Hall	57	1478	25.9	100	2
2004	Dante Hall	68	1718	25.3	97	2
2005	Dante Hall	65	1560	24.0	96	1
2006	Dante Hall	53	1207	22.8	60	0
2007	Eddie Drummond	37	785	21.2	39	0
2008	Dantrell Savage	26	633	24.3	59	0
2009	Jamaal Charles	36	925	25.7	97	1
2010	Dexter McCluster	26	527	20.3	36	0
2011	Dexter McCluster	25	557	22.3	35	0
2012	Shaun Draughn	23	537	23.3	41	0
2013	Quintin Demps	33	992	30.1	95t	1
2014	Knile Davis	29	829	28.6	99t	1
2015	Knile Davis	28	799	28.5	106t	1
2016	Tyreek Hill	14	384	27.4	86t	1
2017	Akeem Hunt	25	611	24.4	42	0
2018	Tremon Smith	33	886	26.8	97	0
2019	Mecole Hardman	27	704	26.1	104t	1
2020	Byron Pringle	10	324	32.4	102t	1
2021	Byron Pringle	25	621	24.8	39	0
2022	Isiah Pacheco	29	597	20.6	48	0

## Leading Scorer

Year	Player	TD	PAT	FG	Points
1960	Jack Spikes	5	34	13	103
1961	Jack Spikes	5	10	4	54
1962	Abner Haynes	19	0	0	114
1963	Chris Burford	9	1#	0	56
1964	Tommy Brooker	0	46	8	70
1965	Tommy Brooker	0	37	13	76
1966	Mike Mercer	0	35	20	93
1967	Jan Stenerud	0	45	21	108
1968	Jan Stenerud	0	39	30	129
1969	Jan Stenerud	0	38	27	119
1970	Jan Stenerud	0	26	30	116
1971	Jan Stenerud	0	32	26	110
1972	Jan Stenerud	0	32	21	95
1973	Jan Stenerud	0	21	24	93
1974	Jan Stenerud	0	24	17	75
1975	Jan Stenerud	0	30	22	96
1976	Jan Stenerud	0	27	21	90
1977	Jan Stenerud	0	27	8	51
1978	Jan Stenerud	0	25	20	85
1979	Jan Stenerud	0	23	12	64
1980	Nick Lowery	0	37	20	97
1981	Nick Lowery	0	37	26	115
1982	Nick Lowery	0	17	19	74
1983	Nick Lowery	0	44	24	116
1984	Nick Lowery	0	35	23	104
1985	Nick Lowery	0	35	24	107
1986	Nick Lowery	0	43	19	100
1987	Nick Lowery	0	26	19	83
1988	Nick Lowery	0	23	27	104
1989	Nick Lowery	0	34	24	106
1990*	Nick Lowery	0	37	34	139
1991	Nick Lowery	0	35	25	110
1992	Nick Lowery	0	39	22	105
1993	Nick Lowery	0	37	23	106
1994	Lin Elliott	0	30	25	105
1995	Lin Elliott	0	34	24	106
1996	Pete Stoyanovich	0	34	17	85
1997	Pete Stoyanovich	0	35	26	113
1998	Pete Stoyanovich	0	34	27	115
1999	Pete Stoyanovich	0	45	21	108
2000	Todd Peterson	0	25	15	70
2001	Todd Peterson	0	27	27	108
2002*	Priest Holmes	24	0	0	144

2003	Priest Holmes	27	0	0	162
2004	Lawrence Tynes	0	58	17	109
2005	Larry Johnson	21	0	0	126
2006	Larry Johnson	19	0	0	114
2007	Dave Rayner	0	14	15	59
2008	Tony Gonzalez	10	0	0	60
2009	Ryan Succop	0	29	25	104
2010	Ryan Succop	0	42	20	102
2011	Ryan Succop	0	20	24	92
2012	Ryan Succop	0	17	28	101
2013	Ryan Succop	0	52	22	118
2014	Cairo Santos	0	38	25	113
2015	Cairo Santos	0	44	35	149
2016	Cairo Santos	0	36	31	129
2017	<b>Harrison Butker</b>	<b>0</b>	<b>28</b>	<b>38</b>	<b>142</b>
2018	<b>Harrison Butker</b>	<b>0</b>	<b>65</b>	<b>24</b>	<b>137</b>
2019	<b>Harrison Butker</b>	<b>0</b>	<b>45</b>	<b>34</b>	<b>147</b>
2020	<b>Harrison Butker</b>	<b>0</b>	<b>48</b>	<b>25</b>	<b>123</b>
2021	<b>Harrison Butker</b>	<b>0</b>	<b>47</b>	<b>25</b>	<b>122</b>
2022	<b>Harrison Butker</b>	<b>0</b>	<b>38</b>	<b>18</b>	<b>92</b>

## Leading Non-Kicking Scorer

Year	Player	Rush TD	Rec TD	Ret TD	Points
1960	Abner Haynes	9	3	0	72
1961	Abner Haynes	9	3	1	78
1962	Abner Haynes	13	6	0	114
1963	Chris Burford	0	9	0	56#
1964	Frank Jackson	0	9	0	54
1965	Curtis McClinton	6	3	0	54
1966	Bert Coan	7	2	0	54
	Curtis McClinton	4	5	0	54
1967	Otis Taylor	1	11	0	72
1968	Robert Holmes	7	0	0	42
1969	Mike Garrett	6	2	0	48
1970	Wendell Hayes	5	0	0	30
1971	Ed Podolak	9	0	0	54
1972	Otis Taylor	0	6	0	36
	Ed Podolak	4	2	0	36
1973	Otis Taylor	0	4	0	24
1974	Woody Green	3	1	0	24
1975	Woody Green	5	1	0	36
1976	Walter White	0	7	0	42
1977	Ed Podolak	5	0	0	30
	Walter White	0	5	0	30
1978	Arnold Morgado	7	0	0	42
	Tony Reed	6	1	0	42
1979	Ted McKnight	8	0	0	48
1980	Henry Marshall	0	6	0	36
1981	Billy Jackson	10	1	0	66
1982	Billy Jackson	3	0	0	18
	Henry Marshall	0	3	0	18
1983	Theotis Brown	8	2	0	60
1984	6 Players Tied	-	-	-	24
1985	Stephone Paige	0	10	0	60
1986	Stephone Paige	0	11	0	66
1987	Carlos Carson	0	7	0	42
1988	Stephone Paige	0	7	0	42
1989	Christian Okoye	12	0	0	72
1990	Christian Okoye	7	0	0	42
1991	Christian Okoye	9	0	0	54
1992	Christian Okoye	6	0	0	36
1993*	Marcus Allen	12	3	0	90
1994	Marcus Allen	7	0	0	44#
1995	Marcus Allen	5	0	0	30
	Steve Bono	5	0	0	30
	Willie Davis	0	5	0	30
	Tamarick Vanover	0	2	3	30
1996	Marcus Allen	9	0	0	54
1997	Marcus Allen	11	0	0	66
1998	Bam Morris	8	0	0	48
1999	Tony Gonzalez	0	11	0	66
2000	Derrick Alexander	0	10	0	60
2001	Priest Holmes	8	2	0	60
2002*	Priest Holmes	21	3	0	144
2003*	Priest Holmes	27	0	0	162
2004	Priest Holmes	15	0	0	90
2005	Larry Johnson	21	1	0	126
2006	Larry Johnson	17	2	0	114
2007	Dwayne Bowe	0	5	0	30
	Tony Gonzalez	0	5	0	30
2008	Tony Gonzalez	0	10	0	60
2009	Jamaal Charles	7	1	1	56#
2010	Dwayne Bowe	0	15	0	90
2011	Dwayne Bowe	0	5	0	30
2012	Jamaal Charles	5	1	0	36
2013	Jamaal Charles	12	7	0	114
2014	Jamaal Charles	9	5	0	84
2015	Jeremy Maclin	0	8	0	48
2016	Tyreek Hill	3	6	0	54
2017	Kareem Hunt	8	3	0	66
2018	Kareem Hunt	7	7	0	84
	Tyreek Hill	1	12	1	84
2019	Tyreek Hill	0	7	0	42
	Mecole Hardman	0	6	1	42
	Damien Williams	5	2	0	42
2020	Tyreek Hill	2	15	0	102
2021	<b>Travis Kelce</b>	<b>1</b>	<b>9</b>	<b>0</b>	<b>60</b>

# SUPERLATIVES

**2022 Travis Kelce** ..... **0** **12** **0** **74#**

# Includes two-point conversion

## NFL Ranking by Yardage

(Compiled Since 1971)

Year	Total	OFFENSE		Total	DEFENSE	
		Rushing	Passing		Rushing	Passing
1971	9	12	7	15	3	24
1972	17	16	18t	15	11	18
1973	20	19	19	7	9	4
1974	16	17	15	25	12	25
1975	15	15	12	25	25	20
1976	7	22	1	27	27	24
1977	16	20	12	28	28	14
1978	15	2	27	20	18	17
1979	27	13	28	12	6	22
1980	28	18†	27	18	21	10
1981	17	3	25	17	3	23
1982	25	21	21	10	19	10
1983	9	28	3	14	20	10
1984	17	27	7	24	16	23
1985	22	28	11	21	20	20
1986	28	27	21	8	11	12
1987	24	19	26	27	27	22
1988	22	22	16	10	28	1
1989	13	4	21	2	12	2
1990	7	10	9	16	12	17
1991	5	3	14	13	18	16
1992	25	23	20	5	15	2
1993	16	20	15	11	9	14
1994	5	11	7	12	16	10
1995	14	1	25	2	3	5
1996	22	4	26	18	13	22
1997	14	5	24	11	7	16
1998	19	23	16	9	18	7
1999	12	4	22	14	11	16
2000	8	25	5	18	17	20
2001	5	6	5	23	27	14
2002	4	3	11	32	24	31
2003	2	15	2	29	30	20
2004	1	5	4	31	12	32
2005	1	4	6	25	7	30
2006	16	9	22	16	18	18
2007	31	32	20	13	28	5
2008	24	16	20	31	30	28
2009	25	11	25	30	31	22
2010	12	1	30	14	14	17
2011	27	15	25	11	26	6
2012	24	5	32	20	27	12
2013	21	10	24t	24	22	25
2014	25	10	29	7	28	2
2015	27	6	30	7	8	9
2016	20	15	19	24	26	18
2017	5	9	7	28	25	29
2018	1	16	3	31	27	31
2019	6	23	5	17	26	8
2020	1	16	1	16	21	14
2021	3	16	4	27	21	27
2022	1	20	1	11	8	18

t-Tied for position

## Offense Year-By-Year

Year	Total Plays	First Downs	Rush Yards	Pass Yards	Total Yards	Total Points
1960	918	255	1814	2831	4645	362
1961	838	234	2183	2576	4759	334
1962	840	259	2407	2455	4862	389
1963	872	250	1697	2651	4348	347
1964	871	244	1839	2871	4710	366
1965	833	228	1736	2554	4290	322
1966	846	266	2274	2840	5114	448
1967	872	251	2018	2472	4490	408
1968	831	223	2227	2276	4503	371
1969	899	258	2220	2387	4607	359
1970	770	183	1858	1719	3577	272
1971	836	240	1843	2347	4190	302
1972	894	245	1915	2041	3956	287
1973	863	208	1793	1743	3536	231
1974	901	224	1720	2108	3828	233
1975	933	261	1847	2360	4207	282
1976	959	275	1873	2929	4804	290
1977	878	228	1843	2093	3936	225
1978	1054	287	2986	1834	4820	243
1979	972	241	2316	1660	3976	238
1980	1009	270	1873	2448	4321	319
1981	1057	315	2633	2640	5273	343
1982*	573	163	943	1555	2498	176
1983	1074	314	1254	4341	5595	386
1984	1034	295	1527	3568	5095	314
1985	982	258	1486	3391	4877	317
1986	1003	264	1468	2750	4218	358
1987#	899	265	1799	2619	4418	273
1988	1019	289	1713	3131	4844	254
1989	1017	304	2227	3038	5265	318
1990	975	280	1948	3267	5215	369
1991	1021	322	2217	3104	5321	322
1992	907	246	1532	2792	4324	348

1993	970	300	1655	3180	4835	328
1994	1098	322	1732	3960	5692	319
1995	1059	295	2222	3020	5242	358
1996	1045	312	2009	2890	4899	297
1997	1054	315	2171	2893	5064	375
1998	1012	289	1548	3260	4808	327
1999	1049	282	2082	3239	5321	390
2000	999	321	1465	4149	5614	355
2001	1015	324	2008	3665	5673	320
2002	965	343	2378	3622	6000	467
2003	1003	348	1929	3981	5910	484
2004	1089	398	2289	4406	6695	483
2005	1059	347	2382	3810	6192	403
2006	1004	310	2143	3000	5143	331
2007	1001	255	1248	3181	4429	226
2008	957	273	1810	3129	4939	291
2009	1019	256	1929	2922	4851	294
2010	1063	319	2627	2968	5595	366
2011	1021	277	1893	3080	4973	212
2012	1015	286	2395	2713	5108	211
2013	1029	323	2056	3340	5396	430
2014	962	309	1918	3182	5100	353
2015	955	303	2044	3255	5299	405
2016	990	305	1748	3740	5488	328
2017	935	322	1905	4104	6007	415
2018	996	384	1855	4955	6801	565
2019	976	350	1569	4498	6067	451
2020	1057	397	1799	4854	6653	473
2021	1134	419	1955	4937	6746	480
2022	1094	408	1970	5062	7032	496

**Bold** Denotes Club Record

*Italics* Denotes NFL Record

Yardages Net \*Nine Games #15 Games

## Defense Year-By-Year

Year	Total Plays	First Downs	Rush Yards	Pass Yards	Total Yards	Total Points
1960	924	253	980	3002	3982	253
1961	844	248	1525	3077	4602	343
1962	848	239	1250	2701	3951	233
1963	856	228	1558	2629	4187	263
1964	856	204	1315	2620	3935	306
1965	847	200	1366	2457	3749	285
1966	873	222	1356	2614	3970	276
1967	843	221	1408	2536	3944	254
1968	900	215	1266	2823	4089	170
1969	808	181	1091	2072	3163	177
1970	851	226	1657	2010	3667	244
1971	813	223	1337	2506	3770	208
1972	853	227	1805	2222	4027	254
1973	856	209	1956	1619	3575	192
1974	936	267	1801	2663	4464	293
1975	915	289	2712	2512	5224	341
1976	899	309	2861	2496	5359	376
1977	992	304	2971	2022	4993	349
1978	995	284	2389	2582	4971	327
1979	1088	297	1847	3124	4971	262
1980	1096	328	2206	3109	5315	336
1981	1102	316	1747	3626	5373	290
1982*	556	170	1066	1667	2733	184
1983	1089	319	2275	3111	5386	367
1984	1159	335	1982	3645	5625	324
1985	1126	336	2169	3489	5658	360
1986	1098	310	1739	3195	4934	326
1987#	1045	344	2333	3306	5639	388
1988	1042	318	2592	4234	5026	320
1989	952	253	1766	2527	4293	253
1990	945	268	1640	3241	4881	257
1991	927	275	1770	3228	4998	252
1992	949	256	1767	2537	4324	282
1993	1013	300	1620	3151	4771	291
1994	989	289	1734	3266	5000	298
1995	1047	289	1327	3222	4549	241
1996	1008	296	1666	3538	5204	300
1997	974	278	1621	3259	4880	232
1998	1010	321	1869	2985	4854	363
1999	1033	281	1557	3482	5039	322
2000	1041	330	1809	3417	5280	354
2001	1003	296	2140	3164	5304	344
2002	1081	367	2067	4181	6248	399
2003	1054	322	2344	3363	5707	332
2004	960	327	1834	4203	6037	435
2005	971	292	1570	3679	5249	325
2006	999	298	1928	3334	5262	315
2007	980	278	2089	3022	5111	335
2008	1041	344	2543	3748	6291	440
2009	1062	318	2504	3707	6211	424
2010	1028	293	1764	3519	5283	326
2011	991	291	2112	3221	5333	338
2012	973	301	2171	3533	5704	425
2013	1067	303	1923	3962	5885	305
2014	1024	310	2036	3252	5288	281
2015	1037	313	1571	3698	5269	287
2016	1063	342	1938	3958	5896	304
2017	1044	352	1890	3952	5842	339
2018	1109	419	2114	4374	6488	421
2019	1043	344	2051	3543	5594	308



# SUPERLATIVES

2020	1022	353	1954	3779	5733	362
2021	1060	363	1999	4273	6272	364
2022	1093	337	1823	3756	5579	369

Bold Denotes Club Record

Italics Denotes NFL Record

Yardages Net \*Nine Games #15 Games

## Turnovers Year-By-Year

Year	TAKEAWAYS			INTs	GIVEAWAYS			RATIO
	INTs	FUMBLES	TOTAL		FUMBLES	TOTAL		
1960	27	16	43	19	18	37	+6	
1961	20	18	38	18	18	37	+2	
1962	32	17	49	17	14	31	+18	
1963	26	19	45	22	16	38	+7	
1964	28	19	47	21	19	40	+7	
1965	20	13	33	20	21	41	-8	
1966	33	8	41	15	16	31	+10	
1967	31	11	42	19	8	27	+15	
1968	<b>37</b>	12	49	11	16	27	+22	
1969	32	15	47	20	19	39	+8	
1970	31	12	43	16	15	31	+12	
1971	27	7	34	13	13	26	+8	
1972	24	19	43	20	12	32	+11	
1973	21	18	39	13	18	31	+8	
1974	28	16	44	25	13	38	+6	
1975	20	22	42	15	18	33	+9	
1976	23	20	43	17	16	33	+10	
1977	21	23	44	26	21	47	-3	
1978	21	14	35	16	18	34	+1	
1979	23	14	37	18	18	36	+1	
1980	28	15	43	14	16	30	+13	
1981	26	21	47	22	24	46	+1	
1982*	12	10	22	8	4	<b>12</b>	+10	
1983	30	21	<b>51</b>	19	19	38	+13	
1984	30	11	41	22	15	37	+5	
1985	27	14	41	23	11	34	+7	
1986	31	18	49	18	17	35	+14	

1987#	11	17	28	17	24	41	-13
1988	18	13	31	21	12	33	-2
1989	15	18	33	23	18	41	-8
1990	20	25†	45†	<b>5†</b>	14	19	<b>+26†</b>
1991	15	18	33	14	8†	22	+11
1992	24	15	39	12	9	21	+18†
1993	21	17	38	10	18	28	+10
1994	12	<b>26†</b>	38	14	12	26	+12
1995	16	17	33	10	11	21	+12†
1996	17	10	27	14	10	24	+3
1997	21	13	34	10	10	20	+14
1998	13	20	33	18	14	32	+1
1999	25	20	45	15	9	24	+21†
2000	15	14	29	15	11	26	+3
2001	13	13	26	24	9	33	-7
2002	18	13	31	13	<b>2</b>	15	+16
2003	25	12	37	12	6	19	+19†
2004	13	8	21	17	10	27	-6
2005	16	15	31	10	13	23	+8
2006	15	15	30	12	14	26	+4
2007	14	8	22	20	13	33	-11
2008	13	16	29	16	8	24	+5
2009	15	13	28	17	10	27	+1
2010	14	9	23	8	6	14	+9
2011	20	6	26	28	18	10	-2
2012	7	6	13	20	17	37	-24
2013	21	15	36	8	10	18	+18
2014	6	8	14	6	11	17	-3
2015	26	8	34	8	9	17	+17
2016	18	15	33	8	8	17	+16
2017	16	10	26	8	3	11	+15
2018	15	12	27	12	6	18	+9
2019	16	7	23	5	10	15	+8
2020	16	6	22	7	9	16	+6
2021	15	14	29	13	12	25	+4
2022	11	9	20	12	11	23	-3

**Bold Denotes Club Record** †Denotes NFL Season Leader \* Nine Games #15 Games  
**Note:** Chiefs six straight years (1990-95) with a +10 turnover ratio is an NFL record.



# SUPERLATIVES

## CAREER LEADERS

### Games Played

Includes all players with 100 games played

	Player	Games Played
1.	Dustin Colquitt (2005-19)	238
2.	Will Shields (1993-06)	224
3.	Nick Lowery (1980-93)	212
4.	Jerrel Wilson (1963-77)	203
5.	Tony Gonzalez (1997-08)	190
6.	Jan Stenerud (1967-79)	186
7.	Len Dawson (1962-75)	183
8.	Buck Buchanan (1963-75)	182
	Derrick Johnson (2005-17)	182
10.	Emmitt Thomas (1966-78)	181
11.	Jim Tyrer (1961-73)	180
12.	John Alt (1984-96)	179
13.	Jack Rudnay (1970-82)	178
14.	Ed Budde (1963-76)	177
	Tamba Hali (2006-17)	177
16.	Derrick Thomas (1989-99)	169
	Tim Grunhard (1990-00)	169
18.	Bobby Bell (1963-74)	169
19.	Henry Marshall (1976-87)	165
20.	Johnny Robinson (1960-71)	164
21.	Tony Richardson (1995-05)	163
	Brian Waters (2000-10)	163
23.	Kevin Ross (1984-93, '97)	156
24.	Jim Lynch (1967-77)	151
25.	Dave Hill (1963-74)	150
	Albert Lewis (1983-93)	150
27.	Willie Lanier (1967-77)	149
28.	Deron Cherry (1981-91)	148
	<b>Travis Kelce (2013-23)</b>	<b>148</b>
30.	Tom Condon (1974-84)	147
31.	Lloyd Burruss (1981-91)	145
32.	Casey Wiegmann (2001-07, 2010-11)	143
33.	Dave Szott (1990-00)	142
34.	Jerry Mays (1961-70)	140
35.	Rich Baldinger (1983-92)	139
	Dave Lutz (1983-92)	139
37.	Neil Smith (1988-96)	138
38.	Art Still (1978-87)	136
	Jonathan Hayes (1985-93)	136
40.	Mike Bell (1979-85, '87-91)	135
	<b>James Winchester (2015-23)</b>	<b>135</b>
42.	Otis Taylor (1965-75)	130
43.	Jerome Woods (1996-05)	128
	Eric Hicks (1998-06)	128
45.	E.J. Holub (1961-70)	127
46.	Matt Herkenhoff (1976-85)	125
	Stephone Paige (1983-91)	125
	Kimble Anders (1991-00)	125
	Dan Saleaumua (1989-96)	125
	Anthony Sherman (2013-20)	125
51.	Gary Spani (1978-86)	124
52.	John Browning (1996-05)	121
53.	Carlos Carson (1980-89)	120
54.	Charlie Getty (1974-82)	119
	Jason Dunn (2000-07)	119
56.	Fred Arbanas (1962-70)	118
	Dave Lindstrom (1978-85)	118
	Greg Wesley (2000-07)	118
	Dwayne Bowe (2007-14)	118
60.	Donnie Edwards (1996-01, 2007-08)	117
	Eric Fisher (2013-20)	117
62.	Bill Maas (1984-92)	116
63.	Jim Kearney (1967-75)	115
	Eric Warfield (1998-05)	115
65.	Daniel Sorensen (2014-21)	111
	<b>Chris Jones (2016-23)</b>	<b>111</b>
67.	Tracy Simien (1991-97)	109
68.	Sherrill Headrick (1960-67)	108
69.	Curtis McClinton (1962-69)	107
	Ed Beckman (1977-84)	107
71.	Bill Kenney (1980-88)	106
	Kendall Gammon (2000-06)	106
73.	Thomas Gafford (2008-14)	105
74.	Ed Podolak (1969-77)	104
	Dale Carter (1992-98)	104
76.	Chris Burford (1960-67)	103
	Leonard Griffin (1986-93)	103
	Jamaal Charles (2008-16)	103
79.	Justin Houston (2011-18)	102
	Allen Bailey (2011-18)	102
81.	Gary Barbaro (1976-82)	101
82.	Whitney Paul (1976-81, '86)	100
	Gary Green (1977-83)	100

### Games Started

Includes all players with 100 games started, compiled since 1968

	Player	Games Started
1.	Will Shields (1993-06)	223

2.	Tony Gonzalez (1997-08)	174
3.	Jack Rudnay (1970-82)	171
4.	Derrick Johnson (2005-17)	169
5.	Tim Grunhard (1990-00)	164
6.	Len Dawson (1962-75)	158*
7.	Derrick Thomas (1989-99)	157
	Tamba Hali (2006-17)	157
9.	John Alt (1984-96)	149
	Brian Waters (2000-10)	149
11.	Emmitt Thomas (1966-78)	148**
12.	Kevin Ross (1984-93, '97)	144
13.	Casey Wiegmann (2001-07, 2010-11)	143
14.	<b>Travis Kelce (2013-23)</b>	<b>142</b>
15.	Willie Lanier (1967-77)	137**
	Jim Lynch (1967-77)	137**
17.	Dave Szott (1990-00)	136
18.	Henry Marshall (1976-87)	135
19.	Art Still (1978-81)	133
20.	Albert Lewis (1983-93)	128
21.	Neil Smith (1988-96)	127
22.	Deron Cherry (1981-91)	124
23.	Dave Lutz (1983-92)	123
24.	Willie Lanier (1967-77)	122
	Matt Herkenhoff (1976-85)	122
26.	Tom Condon (1974-84)	119
27.	Dan Saleaumua (1989-96)	117
28.	Eric Fisher (2013-20)	113
29.	Jim Kearney (1967-75)	112**
30.	Bill Maas (1984-91)	111
	Dwayne Bowe (2007-14)	111
32.	Buck Buchanan (1963-75)	109**
33.	Gary Spani (1978-86)	108
34.	Jerome Woods (1996-05)	105
35.	Charlie Getty (1974-82)	104
	Eric Hicks (1998-06)	104
37.	Lloyd Burruss (1981-91)	103
	Rich Baldinger (1983-92)	103
	Greg Wesley (2000-07)	103
40.	Gary Barbaro (1976-82)	101
41.	Donnie Edwards (1996-01, 2007-08)	100
	Mike Bell (1979-85, '87-91)	100

\* Includes all of Dawson's starts dating back to '62. \*\* Does not include starts prior to '68.

### Rushing

Includes all players with 1,000 rushing yards

		No.	Yds.	Avg.	TD
1.	Jamaal Charles (2008-15)	1320	7,220	5.5	42
2.	Priest Holmes (2001-07)	1321	6,070	4.6	76
3.	Larry Johnson (2003-09)	1375	6,015	4.4	55
4.	Christian Okoye (1987-92)	1246	4,857	3.9	40
5.	Ed Podolak (1969-77)	1157	4,451	3.8	34
6.	Abner Haynes (1960-64)	792	3,837	4.8	39
7.	Marcus Allen (1993-97)	932	3,698	4.0	44
8.	Mike Garrett (1966-70)	736	3,246	4.4	23
9.	Curtis McClinton (1962-69)	762	3,124	4.1	18
10.	Herman Heard (1984-89)	651	2,694	4.1	13
11.	Wendell Hayes (1968-74)	668	2,560	3.8	18
12.	Greg Hill (1994-97)	588	2,436	4.1	6
13.	Ted McKnight (1977-81)	528	2,344	4.4	22
14.	Barry Word (1990-92)	527	2,306	4.4	12
15.	Kimble Anders (1991-00)	490	2,261	4.6	9
16.	Tony Reed (1977-80)	513	2,184	4.3	8
17.	Kareem Hunt (2017-18)	453	2,151	4.7	15
18.	Donnell Bennett (1994-00)	519	1,902	3.7	17
19.	<b>Patrick Mahomes (2017-23)</b>	<b>328</b>	<b>1,732</b>	<b>5.3</b>	<b>12</b>
20.	<b>C. Edwards-Helaire (2020-23)</b>	<b>401</b>	<b>1,722</b>	<b>4.3</b>	<b>12</b>
21.	Robert Holmes (1968-71)	390	1,689	4.3	12
22.	Alex Smith (2013-17)	317	1,672	5.3	10
23.	Spencer Ware (2015-19)	337	1,621	4.6	11
24.	Tony Richardson (1995-05)	395	1,576	4.0	15
25.	Joe Delaney (1981-82)	321	1,501	4.6	3
26.	Woody Green (1974-76)	375	1,442	3.8	11
27.	Jack Spikes (1960-64)	329	1,392	4.2	12
28.	Thomas Jones (2010-11)	398	1,374	3.5	6
	Billy Jackson (1981-84)	399	1,365	3.4	16
	Len Dawson (1962-75)	283	1,253	4.4	9
31.	Bert Coan (1963-68)	273	1,249	4.6	15
32.	MacArthur Lane (1975-78)	318	1,209	3.8	8
33.	Mack Lee Hill (1964-65)	230	1,203	5.2	6
34.	<b>Isiah Pacheco (2022-23)</b>	<b>257</b>	<b>1,217</b>	<b>4.7</b>	<b>8</b>
35.	Warren McVea (1969-73)	239	1,053	4.4	10
36.	James Hadnot (1980-83)	266	1,029	3.9	5

### Receptions

Includes all players with 100 receptions

	Player	No.	Yds.	Avg.	TD
1.	Tony Gonzalez (1997-08)	916	10,940	11.9	76
2.	<b>Travis Kelce (2013-23)</b>	<b>850</b>	<b>10,690</b>	<b>12.6</b>	<b>72</b>
3.	Dwayne Bowe (2007-14)	532	7,155	13.4	44
4.	Tyreek Hill (2016-21)	479	6,630	13.8	56
5.	Henry Marshall (1976-87)	416	6,545	15.7	33
6.	Otis Taylor (1965-75)	410	7,306	17.8	57
7.	Chris Burford (1960-67)	391	5,525	14.1	55
8.	Stephone Paige (1983-91)	377	6,341	16.8	49
9.	Kimble Anders (1991-00)	369	2,829	7.7	9
10.	Carlos Carson (1980-89)	352	6,360	18.1	33



# SUPERLATIVES

Rank	Player	Yds.	No.	Avg.	TD
11.	Eddie Kennison (2001-07)	321	5,230	16.3	25
12.	Ed Podolak (1969-77)	288	2,456	8.5	6
13.	Jamaal Charles (2008-15)	283	2,443	8.6	20
14.	Priest Holmes (2001-07)	251	2,377	9.5	7
15.	Derrick Alexander (1998-01)	213	3,685	17.3	19
16.	Abner Haynes (1960-65)	199	2,739	13.8	17
17.	Fred Arbanas (1962-70)	198	3,101	15.7	34
18.	Todd McNair (1989-93, '96)	186	1,856	10.0	6
19.	J.J. Birden (1990-94)	183	2,819	15.4	7
20.	Tony Richardson (1995-05)	177	1,298	7.3	9
21.	Willie Davis (1991-95)	172	3,014	17.5	20
	Dexter McCluster (2010-13)	172	1,500	8.7	5
23.	J.T. Smith (1978-84)	167	2,273	13.6	8
24.	Walter White (1975-79)	163	2,396	14.7	16
	Frank Jackson (1961-65)	163	2,516	15.4	21
26.	Curtis McClinton (1960-69)	154	1,945	12.6	14
27.	Larry Johnson (2003-09)	151	1,369	9.1	6
	Mecole Hardman (2019-22)	151	2,088	13.8	16
29.	Emile Harry (1986-92)	149	1,999	13.4	9
	Dante Hall (2000-06)	145	1,615	11.1	9
	Demarcus Robinson (2016-21)	145	1,679	11.6	14
32.	Marcus Allen (1993-97)	141	1,153	8.2	3
	Mike Garrett (1966-70)	141	1,231	8.7	7
34.	Tony Reed (1977-80)	138	1,382	10.0	2
35.	Jonathan Hayes (1985-93)	135	1,541	11.4	12
36.	Johnnie Morton (2002-04)	134	1,932	14.4	8
37.	Andre Rison (1997-99)	133	1,852	13.9	12
38.	Herman Heard (1984-89)	132	1,125	8.5	3
39.	Jeremy Maclin (2015-16)	131	1,624	12.4	10
40.	MacArthur Lane (1975-78)	130	1,207	9.3	1
	Sammy Watkins (2018-20)	129	1,613	12.5	8
42.	Albert Wilson (2014-17)	124	1,544	12.5	7
43.	Wendell Hayes (1968-74)	116	993	8.6	5
44.	Keith Cash (1992-96)	111	1,046	9.4	9
45.	Samie Parker (2004-07)	110	1,529	13.9	7
46.	Chris Conley (2016-18)	104	1,238	11.9	6
47.	Lake Dawson (1994-97)	103	1,406	13.7	10

## Receiving Yards

Includes all players with 1,000 receiving yards

Rank	Player	Yds.	No.	Avg.	TD
1.	Tony Gonzalez (1997-08)	10,940	916	11.9	76
2.	<b>Travis Kelce (2013-23)</b>	<b>10,690</b>	<b>850</b>	<b>12.6</b>	<b>72</b>
3.	Otis Taylor (1965-75)	7,306	410	17.8	57
4.	Dwayne Bowe (2007-14)	7,155	532	13.4	44
5.	Tyreek Hill (2016-21)	6,630	479	13.8	56
6.	Henry Marshall (1976-87)	6,545	416	15.7	33
7.	Carlos Carson (1980-89)	6,360	351	18.1	33
8.	Stephone Paige (1983-91)	6,341	377	16.8	49
9.	Chris Burford (1960-67)	5,505	391	14.1	55
10.	Eddie Kennison (2001-07)	5,230	321	16.3	25
11.	Derrick Alexander (1998-01)	3,685	213	17.3	19
12.	Fred Arbanas (1962-70)	3,101	198	15.7	34
13.	Willie Davis (1991-95)	3,014	172	17.5	20
14.	Kimble Anders (1991-00)	2,829	369	7.7	9
15.	J.J. Birden (1990-94)	2,819	183	15.4	14
16.	Abner Haynes (1960-65)	2,709	197	13.8	17
17.	Frank Jackson (1961-65)	2,516	163	15.4	21
18.	Ed Podolak (1969-77)	2,456	288	8.5	6
19.	Jamaal Charles (2008-15)	2,443	283	8.6	20
20.	Walter White (1975-79)	2,396	163	14.7	16
21.	Priest Holmes (2000-07)	2,377	251	9.5	7
22.	J.T. Smith (1978-84)	2,273	167	3.6	8
23.	Mecole Hardman (2019-22)	2,088	151	13.8	16
24.	Emile Harry (1986-92)	1,999	149	13.4	9
25.	Curtis McClinton (1962-69)	1,945	154	12.6	14
26.	Johnnie Morton (2002-04)	1,932	134	14.4	8
27.	Todd McNair (1989-93, '96)	1,856	186	10.0	6
28.	Andre Rison (1997-99)	1,852	133	13.4	12
29.	Larry Brunson (1974-77)	1,723	98	17.6	5
30.	Demarcus Robinson (2016-21)	1,679	145	11.6	14
31.	Jeremy Maclin (2015-16)	1,624	131	12.4	10
32.	Dante Hall (2000-06)	1,615	145	11.1	9
33.	Sammy Watkins (2018-20)	1,613	129	12.5	8
34.	Albert Wilson (2016-17)	1,544	124	12.5	7
35.	Jonathan Hayes (1985-93)	1,541	135	11.4	12
36.	Samie Parker (2004-07)	1,529	110	13.9	7
37.	Dexter McCluster (2010-13)	1,500	172	8.7	5
38.	Frank Pitts (1965-70)	1,450	78	18.6	11
39.	Lake Dawson (1994-97)	1,406	103	13.7	10
40.	Tony Reed (1977-80)	1,382	138	10.0	2
41.	Larry Johnson (2003-09)	1,369	151	9.1	6
42.	Gloster Richardson (1967-70)	1,358	62	21.9	12
43.	Tony Richardson (1995-05)	1,298	177	7.3	9
44.	Anthony Hancock (1982-86)	1,266	73	17.3	5
45.	Chris Conley (2016-18)	1,238	104	11.9	6
46.	Mike Garrett (1966-70)	1,231	141	8.7	7
47.	Johnny Robinson (1960-71)	1,228	77	15.9	9
48.	MacArthur Lane (1975-78)	1,207	130	9.3	1
49.	Tim Barnett (1991-93)	1,188	82	14.5	10
50.	Kevin Lockett (1997-00)	1,164	87	13.4	4
51.	Marcus Allen (1993-97)	1,153	141	8.2	3
52.	Herman Heard (1984-89)	1,125	132	8.5	3
53.	Robb Thomas (1989-91)	1,098	92	11.9	7
54.	Elmo Wright (1971-74)	1,070	66	16.2	6
55.	Keith Cash (1992-96)	1,046	111	9.4	9
56.	Tony Moeaki (2010-13)	1,009	80	12.6	4

## Passing

Includes all players with 4,000 passing yards

Rank	Player	Att.	Comp.	Yds.	Pct.	TD	INT
1.	Len Dawson (1962-75)	3,696	2,115	28,507	.572	237	178
2.	<b>P. Mahomes (2017-23)</b>	<b>3,217</b>	<b>2,138</b>	<b>25,834</b>	<b>.665</b>	<b>203</b>	<b>54</b>
3.	Trent Green (2001-06)	2,777	1,720	21,459	.619	118	85
4.	Alex Smith (2013-17)	2,436	1,587	17,608	.651	102	33
5.	Bill Kenney (1979-88)	2,430	1,330	17,277	.547	105	86
6.	Steve DeBerg (1988-91)	1,616	934	11,873	.578	67	50
7.	Mike Livingston (1968-79)	1,751	912	11,295	.521	56	83
8.	Elvis Grbac (1997-00)	1,548	897	10,643	.579	66	47
9.	Matt Cassel (2009-12)	1,489	854	9,549	.574	59	44
10.	Steve Bono (1994-96)	1,075	594	6,489	.553	37	27
11.	Joe Montana (1993-94)	737	480	5,427	.651	29	16
12.	Steve Fuller (1979-82)	817	465	5,333	.569	22	32
13.	Cotton Davidson (1960-61)	709	330	4,919	.465	32	39
14.	Damon Huard (2004-08)	657	404	4,612	.615	24	18
15.	Todd Blackledge (1983-87)	742	364	4,510	.491	26	32
16.	Dave Krieg (1992-93)	602	335	4,353	.556	22	15

## Scoring

Includes all players with 100 total points

Rank	Player	TD	FG	PAT	2Pt.	Tot.
1.	Nick Lowery (1980-93)	0	329	479	0	1,466
2.	Jan Stenerud (1967-79)	0	279	394	0	1,231
3.	<b>Harrison Butker (2017-23)</b>	<b>0</b>	<b>178</b>	<b>286</b>	<b>0</b>	<b>820</b>
4.	Ryan Succop (2009-13)	0	119	160	0	517
5.	Priest Holmes (2001-07)	83	0	0	1	500
6.	Tony Gonzalez (1997-08)	76	0	0	3	462
7.	<b>Travis Kelce (2013-23)</b>	<b>75</b>	<b>0</b>	<b>0</b>	<b>5</b>	<b>460</b>
8.	Pete Stoyanovich (1996-00)	0	93	163	0	442
9.	Tyreek Hill (2016-21)	67	0	0	0	402
10.	Cairo Santos (2014-17)	0	89	130	0	392
11.	Jamaal Charles (2008-15)	64	0	0	1	386
12.	Larry Johnson (2003-09)	61	0	0	0	366
13.	Otis Taylor (1965-75)	60	0	0	0	360
14.	Abner Haynes (1960-64)	58	0	0	0	348
15.	Lawrence Tynes (2004-06)	0	68	137	0	341
16.	Chris Burford (1960-67)	55	0	0	1	332
17.	Stephone Paige (1983-91)	49	0	0	0	294
18.	Tommy Brooker (1962-66)	3	41	149	0	290
19.	Marcus Allen (1993-97)	47	0	0	1	284
20.	Dwayne Bowe (2007-14)	44	0	0	0	264
21.	Ed Podolak (1969-77)	40	0	0	0	240
	Christian Okoye (1987-92)	40	0	0	0	240
23.	Morten Andersen (2002-03)	0	38	109	0	223
24.	Jack Spikes (1960-64)	14	19	69	1	212
25.	Lin Elliott (1994-95)	0	49	64	0	211
26.	Henry Marshall (1976-86)	35	0	0	0	210
27.	Fred Arbanas (1962-70)	34	0	0	1	206
28.	Carlos Carson (1980-89)	33	0	0	0	198
29.	Curtis McClinton (1962-69)	32	0	0	2	196
30.	Mike Garrett (1966-70)	32	0	0	0	192
31.	Todd Peterson (2000-01)	0	42	52	0	178
32.	Frank Jackson (1961-65)	28	0	0	0	168
33.	Eddie Kennison (2001-07)	25	0	0	2	154
34.	Kareem Hunt (2017-18)	25	0	0	0	150
35.	Tony Richardson (1995-05)	24	0	0	0	144
36.	Wendell Hayes (1968-74)	23	0	0	0	138
	Ted McKnight (1977-81)	23	0	0	0	138
38.	Willie Davis (1991-95)	20	0	0	1	122
	Mecole Hardman (2019-22)	20	0	0	1	122
40.	Derrick Alexander (1998-01)	20	0	0	0	120
	Dante Hall (2000-06)	20	0	0	0	120
42.	Bert Coan (1963-68)	19	0	0	0	114
43.	<b>C.Edwards-Helaire (2020-23)</b>	<b>18</b>	<b>0</b>	<b>0</b>	<b>1</b>	<b>110</b>
44.	Kimble Anders (1991-00)	18	0	0	0	108
	Donnell Bennett (1994-00)	18	0	0	0	108
	Billy Jackson (1981-84)	18	0	0	0	108
	Johnny Robinson (1960-71)	18	0	0	0	108

## Touchdowns

Includes all players with 20 total touchdowns

Rank	Player	Rec.	Rush.	Return	Total
1.	Priest Holmes (2001-07)	7	76	0	83
2.	Tony Gonzalez (1997-08)	76	0	0	76
3.	<b>Travis Kelce (2013-23)</b>	<b>72</b>	<b>2</b>	<b>1*</b>	<b>75</b>
4.	Tyreek Hill (2016-21)	56	6	5	67
5.	Jamaal Charles (2008-14)	20	43	1	64
6.	Larry Johnson (2003-09)	6	55	0	61
7.	Otis Taylor (1965-75)	57	3	0	60
8.	Abner Haynes (1960-64)	17	39	2	58
9.	Chris Burford (1960-67)	55	0	0	55
10.	Stephone Paige (1983-91)	49	0	0	49
11.	Marcus Allen (1993-97)	3	44	0	47
12.	Dwayne Bowe (2007-14)	44	0	0	44
13.	Ed Podolak (1969-77)	6	34	0	40
	Christian Okoye (1987-92)	0	40	0	40
15.	Henry Marshall (1976-86)	33	2	0	35
16.	Fred Arbanas (1962-70)	34	0	0	34
17.	Carlos Carson (1980-89)	33	0	0	33



# SUPERLATIVES

18.	Curtis McClinton (1962-69) .....	14	18	0	32
	Mike Garrett (1966-70) .....	7	24	1	32
20.	Frank Jackson (1961-65) .....	21	7	0	28
21.	Eddie Kennison (2001-07) .....	25	0	0	25
	Kareem Hunt (2017-18) .....	10	15	0	25
23.	Tony Richardson (1995-05) .....	9	15	0	24
24.	Wendell Hayes (1968-74) .....	5	18	0	23
	Ted McKnight (1977-81) .....	1	22	0	23
26.	Willie Davis (1991-95) .....	20	0	0	20
	Derrick Alexander (1998-01) .....	19	1	0	20
	Dante Hall (2000-06) .....	9	0	11	20
26.	Mecole Hardman (2019-22) .....	16	2	2	20
	*Offensive Return				

## Interceptions

Includes all players with 15 interceptions

	Player	No.	Yds.	Avg.	TD
1.	Emmitt Thomas (1966-78) .....	58	938	16.2	5
2.	Johnny Robinson (1960-71) .....	57	741	13.0	1
3.	Deron Cherry (1981-91) .....	50	688	13.8	1
4.	Gary Barbaro (1976-82) .....	39	771	19.8	3
5.	Albert Lewis (1983-93) .....	38	329	8.7	0
6.	Bobby Hunt (1962-67) .....	37	674	18.2	2
7.	Kevin Ross (1984-93, '97) .....	30	561	18.7	2
8.	Greg Wesley (2000-07) .....	29	542	18.7	0
9.	Willie Lanier (1967-77) .....	27	440	16.3	2
10.	Bobby Bell (1963-74) .....	26	479	18.4	6
11.	Gary Green (1977-83) .....	24	330	13.8	1
12.	Jim Kearney (1967-75) .....	23	462	20.0	5
13.	Lloyd Burruss (1981-91) .....	22	509	23.1	4
14.	Dale Carter (1992-98) .....	21	183	18.7	1
	James Hasty (1995-00) .....	21	304	14.5	1
16.	Duane Wood (1960-64) .....	20	247	13.4	1
	Mike Sensibaugh (1971-75) .....	20	331	16.6	0
	Eric Warfield (1998-05) .....	20	236	11.8	3
19.	Dave Grayson (1961-64) .....	19	309	16.3	1
	Marcus Peters (2015-17) .....	19	480	25.3	2
21.	Jim Lynch (1967-77) .....	17	191	11.2	1
	Eric Harris (1980-82) .....	17	229	13.5	1
	Brandon Flowers (2008-13) .....	17	344	20.2	3
24.	Willie Mitchell (1964-70) .....	16	302	18.9	3
25.	Jerome Woods (1996-05) .....	15	282	18.8	2

## Sacks

Includes all players with 20.0 sacks

1.	Derrick Thomas (1989-99) .....	126.5
2.	Tamba Hali (2006-17) .....	89.5
3.	Neil Smith (1988-96) .....	86.5
4.	Justin Houston (2011-18) .....	78.5
5.	<b>Chris Jones (2016-23) .....</b>	<b>70.5</b>
6.	Mike Bell (1979-85, 87-91) .....	51.0
7.	Art Still (1978-87) .....	48.5
8.	Eric Hicks (1998-06) .....	44.5
9.	Jared Allen (2004-07) .....	43.0
10.	Bill Maas (1984-92) .....	40.0
11.	Wilbur Young (1973-77) .....	35.0
12.	Dee Ford (2014-18) .....	30.5
13.	Dan Saleaumua (1989-96) .....	29.0
14.	John Browning (1996-05) .....	27.5
	Derrick Johnson (2005-17) .....	27.5
16.	Whitney Paul (1976-81, 86) .....	24.0
17.	Joe Phillips (1992-97) .....	23.5
	Frank Clark (2019-22) .....	23.5

**Note:** Sacks became recognized as an official statistic in 1982. The Chiefs began recording sacks in 1973.

## Tackles

Includes all players with 500 tackles

1.	Derrick Johnson (2005-17) .....	1,262
2.	Art Still (1978-89) .....	1,992
3.	Gary Spani (1978-86) .....	999
4.	Derrick Johnson (2005-18) .....	934
5.	Deron Cherry (1981-91) .....	927
6.	Donnie Edwards (1996-2001, 07-08) .....	883
7.	Kevin Ross (1984-93, 97) .....	827
8.	Derrick Thomas (1989-99) .....	728
9.	Jerome Woods (1996-05) .....	720
10.	Greg Wesley (2000-07) .....	701
11.	Lloyd Burruss (1981-91) .....	628
12.	Dino Hackett (1986-92) .....	625
13.	Tracy Simien (1991-97) .....	595
14.	Eric Hicks (1998-06) .....	574
15.	Marvcur Patton (1999-02) .....	573
16.	Albert Lewis (1983-93) .....	555
17.	Neil Smith (1988-96) .....	546

## Punting

Based on Avg.; minimum 200 punts

	Player	No.	Yds.	Avg.
1.	Dustin Colquitt (2005-19) .....	1,124	50,393	44.83
2.	Jerrel Wilson (1963-77) .....	1,018	44,218	43.44
3.	Louie Aguiar (1994-98) .....	421	17,930	42.59
4.	Jim Arnold (1983-85) .....	284	11,934	42.02
5.	Bryan Barker (1990-93) .....	272	11,267	41.42
6.	Bob Grupp (1979-81) .....	214	8,756	40.92

## Punt Returning

	Player	No.	Yds.	Avg.	TD
1.	Tyreek Hill (2016-21) .....	86	1,009	11.7	4
2.	Noland Smith (1967-69) .....	53	589	11.1	1
3.	Abner Haynes (1960-64) .....	54	587	10.9	0
4.	Tamarick Vanover (1995-99) .....	181	1,930	10.7	4
5.	J.T. Smith (1979-84) .....	220	2,322	10.6	4
6.	Dante Hall (2000-06) .....	188	1,882	10.0	5
7.	Javier Arenas (2010-12) .....	105	1,029	9.8	0

## Kickoff Returning

Based on Avg.; minimum 50 returns

	Player	No.	Yds.	Avg.	TD
1.	Noland Smith (1967-69) .....	68	1,822	26.8	0
2.	Dave Grayson (1961-64) .....	84	2,231	26.6	1
3.	Abner Haynes (1960-64) .....	52	1,309	25.2	1
4.	De'Anthony Thomas (2014-19) .....	58	1,422	24.5	0
5.	Jamaal Charles (2008-15) .....	51	1,246	24.4	1
6.	Tamarick Vanover (1995-99) .....	212	5,099	24.1	4
7.	Dante Hall (2000-06) .....	360	8,644	24.0	6

# SUPERLATIVES

## LONGEST PLAYS

### Rushing

	Player (Opponent, Date)	Yards
1.	Jamaal Charles (at New Orleans, 9/23/12)	91 (TD)
2.	Damien Williams (vs. Minnesota, 11/3/19)	91 (TD)
3.	Jamaal Charles (vs. Indianapolis, 12/23/12)	86 (TD)
4.	Ted McKnight (at Seattle, 9/30/79)	84 (TD)
	Damien Williams (vs. LA Chargers, 12/29/19)	84 (TD)
6.	Joe Delaney (vs. Denver, 10/18/81)	82 (TD)
	Derrick Alexander (vs. San Diego, 10/31/99)	82 (TD)
8.	Abner Hayes (at New York Jets, 11/29/64)	80 (TD)
	Warren McVea (vs. Cincinnati, 10/26/69)	80 (TD)
	Jamaal Charles (at St. Louis, 12/19/10)	80 (TD)
	Jamaal Charles (at Cleveland, 12/9/12)	80 (TD)
12.	Tyreek Hill (at NY Jets, 12/3/17)	79 (TD)
13.	Mike Garrett (vs. Houston, 10/30/66)	77 (TD)
14.	Robert Holmes (at Miami, 9/28/68)	76 (TD)
	Steve Bono (at Arizona, 10/1/95)	76 (TD)
	Jamaal Charles (vs. Buffalo, 12/13/09)	76 (TD)
17.	Jack Spikes (vs. San Diego, 9/10/61)	74 (TD)
18.	Abner Haynes (vs. Buffalo, 9/30/62)	71 (TD)
19.	Thomas Jones (vs. Jacksonville, 10/24/10)	70 (TD)
	Tyreek Hill (vs. Denver, 12/25/16)	70 (TD)
	Alex Smith (at NY Jets, 12/3/17)	70 (TD)

### Passing

	Player (Opponent, Date)	Yards
1.	*Trent Green - Marc Boerigter (vs. San Diego, 12/22/02)	99 (TD)
2.	**Mike Livingston - Otis Taylor (vs. Miami, 10/19/69)	93 (TD)
3.	Len Dawson - Tommy Brooker (at Denver, 11/18/62)	92 (TD)
4.	Len Dawson - Gloster Richardson (at Oakland, 11/3/68)	90 (TD)
	Len Dawson - Frank Pitts (vs. Boston, 11/17/68)	90 (TD)
	Steve DeBerg - J.J. Birden (vs. San Diego, 11/18/90)	90 (TD)
7.	<b>Patrick Mahomes - Demarcus Robinson (vs. Oakland, 12/30/18)</b>	<b>89 (TD)</b>
8.	Len Dawson - Otis Taylor (vs. Miami, 11/13/66)	89 (TD)
9.	Steve DeBerg - Stephone Paige (at New England, 12/2/90)	86 (TD)
	Elvis Grbac - Derrick Alexander (at Chicago, 9/12/99)	86 (TD)
11.	Len Dawson - Larry Brunson (vs. San Diego, 11/10/74)	84 (TD)
	Bill Kenney - Stephone Paige (vs. San Diego, 12/22/85)	84 (TD)
13.	Steve DeBerg - Stephone Paige (at Denver, 9/17/90)	83 (TD)
	<b>Patrick Mahomes - Mecole Hardman (vs. Baltimore, 9/22/19)</b>	<b>83 (TD)</b>
15.	Len Dawson - Frank Jackson (vs. N.Y. Jets, 12/22/63)	82 (TD)
	Len Dawson - Otis Taylor (vs. Pittsburgh, 10/18/71)	82 (TD)
17.	Len Dawson - Frank Jackson (at Denver, 9/7/63)	81 (TD)
	Bill Kenney - Carlos Carson (vs. Seattle, 12/27/87)	81 (TD)
	Elvis Grbac - Derrick Alexander (vs. San Diego, 10/31/99)	81 (TD)
	Elvis Grbac - Derrick Alexander (at New England, 12/4/00)	81 (TD)
21.	Steve DeBerg - Carlos Carson (at N.Y. Jets, 10/2/88)	80 (TD)
	Rich Gannon - Andre Rison (vs. Seattle, 10/4/98)	80 (TD)
	Alex Smith - Travis Kelce (vs. Denver, 12/25/16)	80 (TD)
	Alex Smith - Charcandrick West (vs. Broncos, 11/15/15)	80 (TD)

\*Tied NFL record \*\*Taylor accounted for 79 yards, then lateralled to Robert Holmes for 14 yards.

### Interception Returns

	Player (Opponent, Date)	Yards
1.	Gary Barbaro (vs. Seattle, 12/11/77)	102 (TD)
2.	Tim Collier (at Oakland, 12/18/77)	100 (TD)
	Sean Smith (at Buffalo, 11/3/13)	100 (TD)
4.	Dave Grayson (vs. New York Titans, 12/17/61)	99 (TD)
	Kevin Ross (at San Diego, 9/6/92)	99 (TD)
	<b>Jaylen Watson (vs. Los Angeles Chargers, 9/15/22)</b>	<b>99 (TD)</b>
7.	Andy Studebaker (vs. Pittsburgh, 11/22/09)	94 (TD)
8.	Brandon Flowers (at New York Jets, 10/26/08)	91 (TD)
9.	Mark McMillian (at San Diego, 12/14/97)	87 (TD)
10.	Lloyd Burruss (Los Angeles Raiders, 10/28/91)	83 (TD)
11.	David Webster (vs. Oakland, 10/9/60)	80 (TD)
12.	Jerome Woods (at Green Bay, 10/12/03)	79 (TD)

### Fumble Returns

	Player (Opponent, Date)	Yards
1.	Chris Martin (vs. Miami, 10/31/91)	101 (TD)
2.	Bashaud Breeland (at Detroit, 9/29/19)	100 (TD)
3.	Gary Spani (at Oakland, 10/25/81)	91 (TD)
4.	Derrick Thomas (at Seattle, 12/5/93)	86 (TD)
	<b>Nick Bolton (at Denver, 1/8/22)</b>	<b>86 (TD)</b>
6.	James Hasty (vs. Oakland, 9/8/96)	80 (TD)
7.	Sammy Knight (vs. Washington, 10/16/05)	80 (TD)
8.	Donnie Edwards (at Chicago, 9/12/99)	79 (TD)
9.	Maurice Leggett (at Oakland, 11/30/08)	67 (TD)
10.	Thomas Howard (at Pittsburgh, 9/6/81)	65 (TD)
11.	Jerry Mays (vs. N.Y. Jets, 12/22/63)	58 (TD)
12.	Tyron Brackenridge (at San Diego, 9/30/07)	50 (TD)
13.	Whitey Paul (vs. Denver, 10/18/81)	47 (TD)
14.	Johnny Robinson (at Baltimore, 9/28/70)	46 (TD)

### Punt Returns

	Player (Opponent, Date)	Yards
1.	Tyreek Hill (vs. San Diego, 1/1/17)	95 (TD)

2.	Dexter McCluster (vs. San Diego, 9/13/10)	94 (TD)
3.	Dante Hall (vs. Denver, 10/5/03)	93 (TD)
4.	Tyreek Hill (at LA Chargers, 9/9/18)	91 (TD)
5.	Dante Hall (vs. Arizona, 12/1/02)	90 (TD)
6.	J.T. Smith (vs. Oakland, 9/23/79)	88 (TD)
7.	Dale Carter (at Seattle, 11/22/92)	86 (TD)
	Tamarick Vanover (vs. San Diego, 10/9/95)	86 (TD)
	Dante Hall (vs. St. Louis, 12/8/02)	86 (TD)
10.	*Jitter Fields (vs. Denver, 10/18/87)	85 (TD)
11.	Tamarick Vanover (vs. Oakland, 1/2/00)	84 (TD)
12.	Tamarick Vanover (vs. Buffalo, 9/14/97)	82 (TD)
13.	Noland Smith (vs. New York Jets, 9/15/68)	80 (TD)
	Tamarick Vanover (at Denver, 12/5/99)	80 (TD)

\* Replacement game

### Kickoff Returns

	Player (Opponent, Date)	Yards
1.	Knile Davis (vs. Denver, 12/1/13)	108 (TD)
2.	Noland Smith (at Denver, 12/17/67)	106 (TD)
3.	Mecole Hardman (vs. LA Chargers, 12/29/19)	104 (TD)
4.	Byron Pringle (at Denver, 10/25/20)	102 (TD)
5.	Dante Hall (vs. Pittsburgh, 9/14/03)	100 (TD)
6.	Dave Grayson (at Denver, 9/7/63)	99 (TD)
	Tamarick Vanover (at Seattle, 9/3/95)	99 (TD)
	Knile Davis (vs. St. Louis, 10/26/14)	99 (TD)
9.	Boyce Green (at Pittsburgh, 12/21/86)	97 (TD)
	Tamarick Vanover (at Denver, 10/27/96)	97 (TD)
	Dante Hall (at Baltimore, 9/28/03)	97 (TD)
	Dante Hall (vs. Denver, 12/19/04)	97 (TD)
	Jamaal Charles (vs. Pittsburgh, 11/22/09)	97 (TD)
	Tremont Smith (at New England, 10/14/18)	97 (TD)
15.	Dante Hall (vs. San Diego, 11/28/04)	96 (TD)
	Dante Hall (vs. Philadelphia, 10/2/05)	96 (TD)
17.	Paul Palmer (vs. San Diego, 9/13/87)	95 (TD)

### Punts

	Player (Opponent, Date)	Yards
1.	Dustin Colquitt (vs. San Diego 12/2/07)	78
2.	Dustin Colquitt (at Denver 12/31/17)	77
3.	Dan Stryzinski (vs. Oakland, 9/9/01)	76
	<b>Tommy Townsend (at Denver, 12/12/22)</b>	<b>76</b>
5.	Bob Grupp (vs. San Diego, 11/4/79)	74
	<b>Tommy Townsend (Los Angeles Chargers, 9/15/22)</b>	<b>74</b>
6.	Dustin Colquitt (vs. Oakland, 9/14/08)	73
7.	Jerrel Wilson (at San Diego, 9/29/63)	72
	Dustin Colquitt (at Oakland, 12/23/06)	72
	Dustin Colquitt (at St. Louis, 12/19/10)	72
10.	Dustin Colquitt (at Oakland, 12/23/12)	71
11.	Jerrel Wilson (at Denver, 10/11/64)	70
	Jerrel Wilson (vs. Buffalo, 10/18/64)	70
	Jerrel Wilson (vs. Houston, 11/28/68)	70
	Dustin Colquitt (at Jacksonville, 11/8/09)	70

### Field Goals

	Player (Opponent, Date)	Yards
1.	<b>Harrison Butker (vs. Buffalo, 10/16/22)</b>	<b>62</b>
2.	<b>Harrison Butker (vs. Denver, 10/12/23)</b>	<b>60</b>
3.	Matthew Wright (vs. Las Vegas, 10/10/22)	59
4.	<b>Harrison Butker (at Los Angeles Chargers, 9/20/20)</b>	<b>58</b>
	<b>Harrison Butker (at Los Angeles Chargers, 9/20/20)</b>	<b>58</b>
	Nick Lowery (at Washington, 9/18/83)	58
	Nick Lowery (vs. Los Angeles Raiders, 9/12/85)	58
8.	Nick Lowery (vs. Seattle, 9/14/80)	57
9.	<b>Harrison Butker (at Chicago, 12/22/19)</b>	<b>56</b>
	<b>Harrison Butker (vs. Denver, 12/5/21)</b>	<b>56</b>
11.	<b>Harrison Butker (vs. Carolina, 11/8/20)</b>	<b>55</b>
	<b>Harrison Butker (vs. Green Bay, 11/7/21)</b>	<b>55</b>
	Jan Stenerud (at Denver, 10/4/70)	55
14.	<b>Harrison Butker (at Seattle, 12/23/18)</b>	<b>54</b>
	<b>Harrison Butker (vs. Minnesota, 11/3/19)</b>	<b>54</b>
	<b>Harrison Butker (vs. Buffalo, 10/10/21)</b>	<b>54</b>
	<b>Harrison Butker (vs. Las Vegas, 12/12/21)</b>	<b>54</b>
	<b>Harrison Butker (at Arizona, 9/11/22)</b>	<b>54</b>
	Jan Stenerud (at Houston, 9/9/67)	54
	Jan Stenerud (at Denver, 10/5/69)	54
	Jan Stenerud (at San Francisco, 12/6/71)	54
	Nick Lowery (vs. Los Angeles Raiders, 11/6/83)	54
	Nick Lowery (at Detroit, 11/26/87)	54
	Pete Stoyanovich (vs. Denver, 11/16/97)	54
	Ryan Succop (vs. Minnesota, 10/2/11)	54
	Cairo Santos (at Houston, 9/18/16)	54
27.	<b>Harrison Butker (at Oakland, 10/19/17)</b>	<b>53</b>
	<b>Harrison Butker (vs. Oakland, 12/10/17)</b>	<b>53</b>
	<b>Harrison Butker (vs. Atlanta, 12/27/20)</b>	<b>53</b>
	<b>Harrison Butker (vs. Dallas, 11/21/21)</b>	<b>53</b>
	Pete Stoyanovich (at Seattle, 11/8/98)	53
	Lawrence Tynes (vs. San Diego, 10/22/06)	53
	Ryan Succop (at Baltimore, 9/13/09)	53
	Ryan Succop (at St. Louis, 12/19/10)	53
	Ryan Succop (vs. New York Jets, 12/11/11)	53
	Cairo Santos (vs. St. Louis, 10/26/14)	53
	Cairo Santos (vs. at Baltimore, 12/20/15)	53
38.	<b>Harrison Butker (at Washington, 10/17/21)</b>	<b>52</b>
	<b>Harrison Butker (at Los Angeles Chargers, 11/20/22)</b>	<b>52</b>
	Jan Stenerud (at Miami, 9/28/68)	52
	Jan Stenerud (vs. Cincinnati, 10/13/68)	52
	Jan Stenerud (vs. Buffalo, 12/7/69)	52
	Jan Stenerud (at Washington, 10/10/76)	52
	Nick Lowery (vs. Detroit, 10/26/80)	52
	Nick Lowery (vs. Oakland, 10/11/81)	52
	Nick Lowery (at Cincinnati, 9/9/84)	52
	Nick Lowery (at New York Giants, 11/25/84)	52
	Nick Lowery (at New Orleans, 9/8/85)	52



# SUPERLATIVES

	Nick Lowery (at New Orleans, 9/8/85) .....	52
	Nick Lowery (at Detroit, 11/26/87) .....	52
	Nick Lowery (at Houston, 9/20/93) .....	52
	Eddie Murray (vs. Pittsburgh, 10/25/92) .....	52
	Nick Lowery (vs. Denver, 9/20/93) .....	52
	Pete Stoyanovich (at St. Louis, 10/26/97) .....	52
	Lawrence Tynes (at Miami, 10/21/05) .....	52
	Lawrence Tynes (at San Diego, 12/17/06) .....	52
	Ryan Succop (vs. Oakland, 10/28/12) .....	52
	Ryan Succop (vs. Carolina, 12/2/12) .....	52
<b>59.</b>	<b>Harrison Butker (vs. Denver, 10/30/17) .....</b>	<b>51</b>
	<b>Harrison Butker (vs. Los Angeles Chargers, 12/16/17) .....</b>	<b>51</b>
	<b>Harrison Butker (at Denver, 1/8/22) .....</b>	<b>51</b>
	Ben Agajanian (vs. Buffalo, 11/12/61) .....	51
	Jan Stenerud (at Dallas, 11/10/75) .....	51
	Nick Lowery (at Houston, 10/9/88) .....	51
	Nick Lowery (at New York Giants, 12/11/88) .....	51
	Pete Stoyanovich (vs. Detroit, 9/26/99) .....	51
	Todd Peterson (vs. Denver, 12/16/01) .....	51
	Lawrence Tynes (at Miami 10/21/05) .....	51
	Ryan Succop (vs. Minnesota, 10/2/11) .....	51
	Cairo Santos (vs. Jacksonville, 11/6/16) .....	51
	Cairo Santos (at Cincinnati, 10/4/15) .....	51
	Cairo Santos (at Cincinnati, 10/4/15) .....	51
<b>73.</b>	<b>Harrison Butker (at Oakland, 12/2/18) .....</b>	<b>50</b>
	<b>Harrison Butker (vs. Oakland, 12/1/19) .....</b>	<b>50</b>
	Mike Mercer (vs. San Diego, 11/6/66) .....	50
	Jan Stenerud (vs. Oakland, 11/23/67) .....	50
	Jan Stenerud (at San Diego, 10/29/72) .....	50
	Jan Stenerud (vs. Oakland, 12/8/74) .....	50
	Nick Lowery (vs. Seattle, 9/14/80) .....	50
	Nick Lowery (at Pittsburgh, 12/14/80) .....	50
	Nick Lowery (vs. Denver, 9/18/88) .....	50
	Nick Lowery (at Pittsburgh, 10/29/89) .....	50
	Pete Stoyanovich (at San Diego, 11/22/98) .....	50
	Morten Andersen (vs. Miami, 9/29/02) .....	50
	Lawrence Tynes (at Denver, 9/12/04) .....	50
	Lawrence Tynes (at San Diego, 1/2/05) .....	50
	Ryan Succop (at Oakland, 11/15/09) .....	50
	Cairo Santos (at Denver, 11/15/15) .....	50

10.	<b>Patrick Mahomes (vs. New York Jets, 11/1/20) .....</b>	<b>416</b>
11.	Bill Kenney (at San Diego, 12/11/83) .....	411
12.	<b>Patrick Mahomes (at Los Angeles, 12/16/21) .....</b>	<b>410</b>
13.	<b>Patrick Mahomes (at Las Vegas, 11/14/21) .....</b>	<b>406</b>
14.	Trent Green (at Green Bay, 10/12/03) .....	400
15.	Bill Kenney (at New Orleans, 9/8/85) .....	397
	Trent Green (at Denver, 12/7/03) .....	397
18.	<b>Patrick Mahomes (at Washington, 10/17/21) .....</b>	<b>397</b>
19.	Steve DeBerg (at Denver, 9/17/90) .....	395
	Joe Montana (at Denver, 10/17/94) .....	393
	<b>Patrick Mahomes (at Miami, 12/13/20) .....</b>	<b>393</b>
21.	Trent Green (vs. Indianapolis, 10/31/04) .....	389
22.	<b>Patrick Mahomes (at Baltimore, 9/28/20) .....</b>	<b>385</b>
23.	Mike Livingston (vs. Miami, 10/19/69) .....	381
	Len Dawson (vs. San Diego, 11/10/74) .....	381
	Trent Green (vs. New England, 11/22/04) .....	381
26.	<b>Patrick Mahomes (at Jacksonville, 9/8/19) .....</b>	<b>378</b>
27.	<b>Patrick Mahomes (vs. Baltimore, 12/9/18) .....</b>	<b>377</b>
28.	<b>Patrick Mahomes (at Cleveland, 11/4/18) .....</b>	<b>375</b>
29.	<b>Patrick Mahomes (vs. Baltimore, 9/22/19) .....</b>	<b>374</b>
30.	Trent Green (at San Diego, 1/2/05) .....	373
31.	<b>Patrick Mahomes (vs. Carolina, 11/8/20) .....</b>	<b>372</b>
32.	Trent Green (at Tampa Bay, 11/7/04) .....	369
33.	Trent Green (vs. Cleveland, 11/9/03) .....	368
	Alex Smith (at New England, 9/7/17) .....	368
35.	Alex Smith (at NY Jets) 12/3/17) .....	366
36.	Bill Kenney (at Denver, 10/30/83) .....	365
37.	Alex Smith (vs. San Diego, 9/11/16) .....	363
38.	Len Dawson (at San Diego, 10/15/67) .....	364
39.	Joe Montana (at Atlanta, 9/18/94) .....	361
40.	<b>Patrick Mahomes (at Arizona, 9/11/22) .....</b>	<b>360</b>
41.	<b>Patrick Mahomes (vs. Cincinnati, 10/21/18) .....</b>	<b>358</b>
	Trent Green (vs. Oakland, 12/25/04) .....	358
43.	Len Dawson (at Buffalo, 12/12/65) .....	356
44.	<b>Patrick Mahomes (at New England, 10/14/18) .....</b>	<b>352</b>
	<b>Patrick Mahomes (at Denver, 12/11/22) .....</b>	<b>352</b>
	Trent Green (at Arizona, 10/21/01) .....	352
47.	Elvis Grbac (at New England, 12/4/00) .....	350

## BIG YARDAGE DAYS

### Rushing

Includes all players with 150 rushing yards

#### Player (Opponent, Date)

1.	Jamaal Charles (at Denver, 1/3/10) .....	259
2.	Jamaal Charles (at New Orleans, 9/23/12) .....	233
3.	Jamaal Charles (vs. Indianapolis, 12/23/12) .....	226
4.	Larry Johnson (at Houston, 11/20/05) .....	211
5.	Larry Johnson (vs. Cincinnati, 1/1/06) .....	201
6.	Barry Word (vs. Detroit, 10/14/90) .....	200
7.	Larry Johnson (vs. Denver, 9/28/08) .....	198
8.	Priest Holmes (at Seattle, 11/24/02) .....	197
9.	Joe Delaney (vs. Houston, 11/15/81) .....	193
10.	Mike Garrett (vs. New York Jets, 11/5/67) .....	192
11.	Derrick Blaylock (at New Orleans, 11/14/04) .....	186
12.	Priest Holmes (at San Diego, 11/4/01) .....	181
13.	Priest Holmes (at New England, 9/22/02) .....	180
14.	Jamaal Charles (vs. Buffalo, 10/31/10) .....	177
15.	Jamaal Charles (at Seattle, 11/28/10) .....	174
16.	Larry Johnson (at St. Louis, 11/5/06) .....	172
	Kareem Hunt (at LA Chargers, 9/24/17) .....	172
18.	Christian Okoye (vs. Dallas, 10/22/89) .....	170
19.	Mike Garrett (at Denver, 12/17/67) .....	169
20.	Priest Holmes (at Oakland, 12/9/01) .....	168
21.	Larry Johnson (at New York Giants, 12/17/05) .....	167
22.	Jamaal Charles (at Cleveland, 12/9/12) .....	165
23.	Abner Hayes (vs. Buffalo, 9/30/62) .....	164
24.	Priest Holmes (at San Diego, 11/30/03) .....	162
25.	Mike Garrett (at San Diego, 12/18/66) .....	161
	Priest Holmes (at Denver, 12/15/02) .....	161
	<b>Clyde Edwards-Helaire (at Buffalo 10/19/20) .....</b>	<b>161</b>
28.	Jamaal Charles (vs. Seattle 11/16/14) .....	159
29.	Abner Hayes (vs. Oakland, 11/26/61) .....	158
	Robert Holmes (at Cincinnati, 11/10/68) .....	158
31.	Abner Hayes (at New York Titans, 11/24/60) .....	157
	Larry Johnson (vs. Denver, 11/23/06) .....	157
33.	Abner Hayes (at Houston, 11/22/64) .....	156
	Christian Okoye (at Seattle, 11/1/89) .....	156
	Tony Richardson (vs. Denver, 12/17/00) .....	156
36.	Larry Johnson (vs. Seattle, 10/29/06) .....	155
	Kareem Hunt (vs. LA Chargers, 12/16/17) .....	155
38.	Larry Johnson (vs. Oakland, 11/19/06) .....	154
	Jamaal Charles (vs. Cleveland, 12/20/09) .....	154
40.	Priest Holmes (at New York Jets, 10/6/02) .....	152

### Passing

Includes all players with 350 passing yards

#### Player (Opponent, Date)

1.	Elvis Grbac (at Oakland, 11/5/00) .....	504
2.	<b>Patrick Mahomes (at LA Rams, 11/19/18) .....</b>	<b>478</b>
3.	Matt Cassel (at Denver, 11/14/10) .....	469
4.	<b>Patrick Mahomes (at Tampa Bay, 11/29/20) .....</b>	<b>462</b>
5.	<b>Patrick Mahomes (at Tennessee, 11/10/19) .....</b>	<b>446</b>
	<b>Patrick Mahomes (vs. Tennessee, 11/6/22) .....</b>	<b>446</b>
7.	<b>Patrick Mahomes (at Oakland, 9/15/19) .....</b>	<b>443</b>
8.	Len Dawson (vs. Denver, 11/1/64) .....	435
9.	<b>Patrick Mahomes (at San Francisco, 10/23/22) .....</b>	<b>423</b>

### Receiving

Includes all players with 150 receiving yards

#### Player (Opponent, Date)

1.	Stephone Paige - 8 rec. (vs. San Diego, 12/22/85) .....	309
2.	Tyreek Hill - 13 rec. (at Tampa Bay, 11/29/20) .....	269
3.	Tyreek Hill - 10 rec. (at LA Rams, 11/19/18) .....	215
4.	Curtis McClinton - 5 rec. (vs. Denver, 12/19/65) .....	213
5.	Stephone Paige - 10 rec. (at Denver, 9/17/90) .....	206
6.	Sammy Watkins - 9 rec. (at Jacksonville, 9/8/19) .....	198
7.	Tyreek Hill - 11 rec. (vs. Cleveland, 9/12/21) .....	197
	Carlos Carson - 9 rec. (at San Diego, 10/25/87) .....	197
9.	<b>Travis Kelce - 10 rec (at LA Chargers, 12/16/21) .....</b>	<b>191</b>
10.	Otis Taylor - 6 rec. (vs. Pittsburgh, 10/18/71) .....	190
11.	J.J. Birden - 8 rec. (at Raiders, 12/22/91) .....	188
12.	Otis Taylor - 5 rec. (vs. Houston, 10/30/66) .....	187
13.	Dwayne Bowe - 13 rec. (at Denver, 11/14/10) .....	186
	Tyreek Hill - 11 rec. (at Philadelphia, 10/3/21) .....	186
15.	Tyreek Hill - 6 rec. (at NY Jets, 12/3/17) .....	185
16.	Larry Brunson - 8 rec. (vs. San Diego, 11/10/74) .....	184
17.	Henry Marshall - 9 rec. (at Baltimore, 12/21/80) .....	176
18.	Frank Jackson - 10 rec. (at New York Jets, 11/29/64) .....	175
19.	Carlos Carson - 8 rec. (at New Orleans, 9/8/85) .....	173
	Derrick Alexander - 5 rec. (at San Diego, 11/22/98) .....	173
21.	Demarcus Robinson - 6 rec. (at Oakland, 9/15/19) .....	172
22.	Chris Burford - 10 rec. (at Boston, 10/12/62) .....	171
23.	Dwayne Bowe - 13 rec. (at Seattle, 11/28/10) .....	170
24.	Tyreek Hill - 7 rec. (at LA Chargers, 9/9/18) .....	169
25.	<b>Travis Kelce - 12 rec (at Oakland, 12/2/18) .....</b>	<b>168</b>
26.	Willie Davis - 5 rec. (vs. Philadelphia, 10/11/92) .....	167
27.	Henry Marshall - 8 rec. (vs. Seattle, 12/9/84) .....	166
28.	Carlos Carson - 7 rec. (vs. San Diego, 10/14/84) .....	165
	Carlos Carson - 7 rec. (at San Diego, 12/11/84) .....	165
30.	Dwayne Bowe - 8 rec. (at San Diego, 9/30/07) .....	164
31.	Stephone Paige - 7 rec. (at Pittsburgh, 10/9/89) .....	163
32.	Carlos Carson - 5 rec. (at New York Jets, 10/2/88) .....	162
	Andre Rison - 8 rec. (at Oakland, 9/8/97) .....	162
34.	Jeremy Maclin - 9 rec. (vs. Buffalo, 11/29/15) .....	160
	<b>Travis Kelce - 11 rec (vs. Denver, 12/15/16) .....</b>	<b>160</b>
36.	Emile Harry - 11 rec. (at Cleveland, 11/24/91) .....	159
	<b>Travis Kelce - 10 rec (vs. Carolina, 11/8/20) .....</b>	<b>159</b>
38.	Tyreek Hill - 11 rec. (at Tennessee, 11/10/19) .....	157
39.	Chris Burford - 10 rec. (at Boston, 9/25/66) .....	155
	Willie Davis - 6 rec. (at Seattle, 9/3/95) .....	155
41.	Derrick Alexander - 6 rec. (at Chicago, 9/12/99) .....	154
42.	Carlos Carson - 5 rec. (at New York Giants, 11/25/84) .....	153
	Derrick Alexander - 5 rec. (vs. Seattle, 10/2/00) .....	153
	Dwayne Bowe - 6 rec. (vs. Tennessee, 12/26/10) .....	153
45.	Eddie Kennison - 7 rec. (vs. Cincinnati 1/1/06) .....	151



# SUPERLATIVES

## Game-Winning Field Goals

Of the 47 game-winning field goals in franchise annals, the biggest was a 25-yard kick by K Tommy Brooker that ended the second-longest game in pro football history. Brooker's FG concluded the 1962 AFL Championship Game with an elapsed time of 77:54 as the Dallas Texans claimed a 20-17 win at Houston (12/13/62). Brooker received a celebratory postgame escort off the field from TE Fred Arbanas (#84) and DB Bobby Hunt (#20). Among the nine other kickers to hit a game-winning kick for Kansas City, K Nick Lowery booted a team-record 14 game-winning FGs, while K Harrison Butker owns the longest kick to ever win a game for the Chiefs, a 58-yard effort at the Los Angeles Chargers (9/20/20), which occurred after making a 53-yard FG that was nullified by a false start, and after making a 58-yard FG that was nullified by a Chargers timeout prior to the attempt.

Date	Opp.	Kicker	Length	Final Score
10/21/62		Brooker	42	20-17
12/23/62	@ HOU	Brooker	25	20-17 2 OT*
12/7/69	BUF	Stenerud	25	22-19
12/12/71	OAK	Stenerud	10	16-14
9/25/72	@ NO	Stenerud	22	20-17
10/7/73	DEN	Stenerud	39	16-14
10/19/75	@ SD	Stenerud	27	12-10
11/23/75	DET	Stenerud	26	24-21 OT
10/17/76	@ MIA	Stenerud	34	20-17 OT
12/9/79	@ BALT	Stenerud	43	10-7
10/26/80	DET	Lowery	40	20-17
10/23/83	@ HOU	Lowery	41	13-10 OT
12/2/84	DEN	Lowery	42	16-13
9/28/86	@ BUF	Lowery	46	20-17
11/2/86	@ SD	Lowery	37	24-23
11/13/88	CIN	Lowery	39	31-28
11/20/88	SEA	Lowery	40	27-24
12/24/89	@ MIA	Lowery	41	27-24
12/4/90	RAI	Lowery	41	9-7
12/23/90	@ SD	Lowery	32	24-21
12/8/91	SD	Lowery	18	20-17 OT
11/8/92	SD	Lowery	36	16-14
10/10/93	CIN	Lowery	37	17-15
1/8/94	PIT	Lowery	32	27-24 OT
9/10/95	NYG	Elliott	23	20-17 OT
9/28/97	SEA	Stoyanovich	41	20-17 OT
11/16/97	DEN	Stoyanovich	54	24-22
11/28/99	@ OAK	Stoyanovich	44	37-34
12/12/99	MIN	Stoyanovich	38	31-28
12/10/00	CAR	Peterson	33	15-14
12/16/01	DEN	Peterson	32	26-23 OT
9/8/02	@ CLE	Andersen	30	40-39
12/22/02	SD	Husted	38	24-22
11/23/03	OAK	Andersen	35	27-24
12/25/04	OAK	Tynes	38	31-30
10/8/06	@ ARZ	Tynes	19	23-20
10/22/06	SD	Tynes	53	30-27
11/22/09	PIT	Succop	22	27-24 OT
10/31/10	BUF	Succop	35	13-10 OT
10/23/11	SD	Succop	30	23-20 OT
9/23/12	@ NO	Succop	31	27-24 OT
10/19/17	@ SD	Santos	48	23-20
11/13/16	@ CAR	Santos	37	20-17
11/27/16	@ DEN	Santos	34	30-27 OT
12/31/17	@ DEN	Butker	30	27-24
11/13/19	MIN	Butker	44	26-23
9/20/20	@ LAC	Butker	58	23-20 OT

\*AFL Championship Game

## CHIEFS RECORD WHEN...

THROUGH 2023, WEEK 6

### Chiefs Record When...

Regular Season	526-434-12 (.547)
Preseason:	141-121-3 (.538)
Postseason:	20-21-0 (.488)
Regular Season Only:	
In overtime:	21-21-2 (.500)
In Primetime:	80-46-0
Home:	301-177-4 (.629)
Cotton Bowl:	15-6-0 (.714)
Municipal Stadium:	44-16-3 (.722)
GEHA Field at Arrowhead Stadium:	242-157-1 (.606)
Wembley Stadium:	1-0 (1.000)
Away:	224-255-8 (.468)
vs. AFC:	329-307-5 (.517)*
vs. AFC West:	241-181-3 (.571)*
vs. NFC:	109-79-2 (.577)*
* Since 1970	

### Chiefs Record When... (2000-23)

Regular Season:	211-165
Preseason:	34-53
Postseason:	9-10
(Regular Season Only)	
Home:	117-71
Away:	94-94
vs. AFC:	153-126
vs. AFC West:	86-57
vs. NFC:	58-39
Outdoors:	194-153
Indoors:	17-12
On grass:	186-132
On artificial turf:	26-34
Playing in season openers:	12-12
Playing in season finales:	13-10
Playing in September:	45-35
Playing in October:	56-38
Playing in November:	44-45
Playing in December:	58-42
Playing in January:	8-5
Scoring fewer than 10 points:	1-32
Scoring 10 points or more:	210-132
Scoring 20 points or more:	182-63
Scoring 30 points or more:	100-22
Allowing 10 points or less:	60-2
Allowing 20 points or less:	141-46
Allowing 30 points or less:	199-102
Allowing more than 30 points:	16-68
Scoring first:	136-60
Scoring on first drive:	103-46
Opponent scores on first drive:	65-65
Outcome three points or less:	41-47
Outcome seven points or less:	98-88
Playing in overtime:	13-13
Leading at half:	153-39
Trailing at half:	46-108
Tied at half:	12-18
Leading after three quarters:	164-30
Trailing after three quarters:	34-118
Tied after three quarters:	13-17
Positive turnover margin:	127-38
Negative turnover margin:	41-87
Even turnover margin:	43-40

### Chiefs Record When Producing...

	1960-23 Record	2013-23 Record	1960-23 Two or More
100-Yard Receiver	149-106-5 (.579)	48-15-0 (.762)	18-13-0 (.581)
100-Yard Rusher	146-55-3 (.723)	22-5-0 (.815)	5-1-0 (.833)
300-Yard Passer	75-59-2 (.559)	40-11-0 (.784)	0-0-0 (.000)

### Chiefs Record When Allowing...

	1960-23 Record	2013-23 Record	1960-23 Two or More
100-Yard Receiver	129-131-5 (.496)	29-24-0 (.547)	8-10-1 (.447)
100-Yard Rusher	58-138-4 (.300)	19-15-0 (.559)	0-8-0 (.000)
300-Yard Passer	50-64-1 (.439)	16-17-0 (.485)	0-0-0 (.000)

# POSTSEASON SUPERLATIVES

## POSTSEASON SUPERLATIVES

### 100-Yard Receivers (20)

	Date	Opponent	Player	Rec.	Yds.	Avg.	LG	TD	Result
1.	12/22/68	@ Oakland	Otis Taylor	4	117	29.3	55	0	L,6-41
2.	12/25/71	Miami	Ed Podolak	8	110	13.8	29	1	L,24-27 (2OT)
3.	12/25/71	Miami	Elmo Wright	3	104	34.7	63	0	
4.	1/5/91	@ Miami	Stephone Paige	8	142	17.8	33	1	L,16-17
5.	12/31/94	@ Miami	Kimble Anders	6	103	17.2	57t	1	L,17-27
6.	1/4/98	Denver	Andre Rison	8	110	13.8	34	0	L,10-14
7.	1/4/14	@ Indianapolis	Dwayne Bowe	8	150	18.8	63	1	L,44-45
8.	1/9/16	@ Houston	Travis Kelce	8	128	16.0	48	0	W,30-0
9.	1/12/19	Indianapolis	Travis Kelce	7	108	15.4	30	0	W,31-13
10.	1/20/19	New England	Sammy Watkins	4	114	28.5	54	0	L,31-37 OT
11.	1/12/20	Houston	Travis Kelce	10	134	13.4	28	3	W,51-31
12.	1/19/20	Tennessee	Sammy Watkins	7	114	16.3	60t	1	W,35-24
13.	2/2/20	San Francisco	Tyreek Hill	9	105	11.7	44	0	W,31-20
14.	1/17/21	Cleveland	Tyreek Hill	8	110	13.8	26	0	W,22-17
15.	1/17/21	Cleveland	Travis Kelce	8	109	13.6	24	1	
16.	1/24/21	Buffalo	Tyreek Hill	9	172	19.1	71	0	W,38-24
17.	1/24/21	Buffalo	Travis Kelce	13	118	9.1	17	2	
18.	2/7/21	@ Tampa Bay	Travis Kelce	10	133	12.3	33	0	L,9-31
19.	1/16/22	Pittsburgh	Travis Kelce	5	108	21.6	48t	1	W,42-21
20.	1/29/22	Cincinnati	M. Valdes-Scantling	6	116	19.3	29	1	W,23-20

Note: The Chiefs have registered 17 postseason games in franchise history with at least one 100-yard receiver. In games with at least one 100-yard receiver, the Chiefs are 9-8-0 (.529). Kansas City has three postseason games with two or more 100-yard receivers in franchise history. They are 2-1-0 (.667) in those games.

### Career Postseason 100-Yard Receiving Games

	Player	100-Yard Games
1.	Travis Kelce (2013-21)	7
2.	Tyreek Hill (2016-21)	3
3.	Sammy Watkins (2018-20)	2

### 100-Yard Rushers (5)

	Date	Opponent	Player	Att.	Yds.	Avg.	LG	TD	Result
1.	12/25/71	Miami	Wendell Hayes	22	100	4.6	16	0	L,24-27 (2OT)
2.	12/28/91	L.A. Raiders	Barry Word	33	130	3.9	23	0	W,10-6
3.	1/11/04	Indianapolis	Priest Holmes	24	176	7.3	48	2	L,31-38
4.	1/12/19	Indianapolis	Damien Williams	25	129	5.2	24	1	W,31-13
5.	2/2/20	San Francisco	Damien Williams	17	104	6.1	38t	1	W,31-20

Note: The Chiefs have registered five postseason games with a 100-yard rusher in franchise history. The team is 3-2 (.600) all-time in postseason games with a 100-yard rusher. The club has never had two or more 100-yard rushers in a postseason game in franchise history.

### Career 100-Yard Rushing Games

	Player	100-Yard Games
1.	Damien Williams (2018-19)	2
2t.	Wendell Hayes (1968-74)	1
	Barry Word (1990-92)	1
	Priest Holmes (2001-07)	1

### 300-Yard Passers (6)

	Date	Opponent	Player	Att.	Comp.	Yds.	LG	TD	INT	Result
1.	12/31/94	Miami	Joe Montana	37	26	314	57t	2	1	L,17-27
2.	1/4/14	@ Indianapolis	Alex Smith	46	30	378	79t	4	0	L,44-45
3.	1/12/20	Houston	P.Mahomes	35	23	321	48	5	0	W,51-31
4.	1/24/21	Buffalo	P.Mahomes	38	29	325	71	3	0	W,38-24
5.	1/16/22	Pittsburgh	P.Mahomes	39	30	404	48t	5	1	W,42-21
6.	1/29/23	Cincinnati	P.Mahomes	43	29	326	29	2	0	W,23-20

Note: The Chiefs have recorded six postseason games with an individual 300-yard passer. The club is 4-2 (.667) all-time in postseason games with a 300-yard passer.

### Career 300-Yard Passing Games

	Player	Games	Record
1.	Patrick Mahomes (2017-22)	4	4-0 (1.000)
2t.	Joe Montana (1993-94)	1	0-1 (.000)
	Alex Smith (2013-17)	1	0-1 (.000)

2.	1/15/67	@ Green Bay	Max McGee	7	138	19.7	37t	2	L,10-35
3.	1/11/70	Minnesota	John Henderson	7	111	15.9	28	0	W,23-7
4.	12/25/71	Miami	Paul Warfield	7	140	20.0	35	0	L,24-27 (2OT)
5.	1/5/92	@ Buffalo	Andre Reed	4	100	25.0	53t	2	L,14-37
6.	1/6/07	@ Indianapolis	Dallas Clark	9	103	11.4	21	0	L,8-23
7.	1/9/11	Baltimore	Todd Heap	10	108	10.8	21	0	L,7-30
8.	1/4/14	@ Indianapolis	T.Y. Hilton	13	224	17.2	64t	2	L,44-45
9.	1/16/16	@ New England	Julian Edelman	10	100	10.0	14	0	L,20-27
10.	1/15/17	Pittsburgh	Antonio Brown	6	108	18.0	52	0	L,16-18
11.	1/12/20	Houston	DeAndre Hopkins	9	118	13.1	38	0	W,51-31
12.	1/23/22	Buffalo	Gabriel Davis	8	201	25.1	75t	4	W,42-36 (OT)
13.	1/30/22	Cincinnati	Tee Higgins	6	103	17.2	44	0	L,24-27 (OT)
14.	2/12/23	@ Philadelphia	DeVonta Smith	7		14.3	45	0	W,38-35

100

### 100-Yard Rushers (11)

	Date	Opponent	Player	Att.	Yds.	Avg.	LG	TD	Result
1.	12/28/86	@ N.Y. Jets	Freeman McNeil	31	135	4.4	24	1	L,15-35
2.	12/28/91	L.A. Raiders	Nick Bell	20	107	5.4	19	0	W,10-6
3.	1/5/92	@ Buffalo	Thurman Thomas	22	100	4.5	19	0	L,14-37
4.	1/2/93	@ San Diego	Marion Butts	15	119	7.9	54t	1	L,0-17
5.	1/23/94	@ Buffalo	Thurman Thomas	33	186	5.6	33	3	L,13-30
6.	1/4/98	Denver	Terrell Davis	25	101	4.0	41	2	L,10-14
7.	1/11/04	Indianapolis	Edgerrin James	26	125	4.8	18	2	L,31-38
8.	1/6/07	@ Indianapolis	Joseph Addai	25	122	4.9	14	1	L,8-23
9.	1/15/17	Pittsburgh	Le'Veon Bell	30	170	5.7	38	0	L,16-18
10.	1/6/18	Tennessee	Derrick Henry	23	156	6.8	35t	1	L,21-22
11.	1/20/19	New England	Sony Michel	29	113	3.9	11	2	L,31-37 (OT)

### 300-Yard Passers

	Date	Opponent	Player	Att.	Comp.	Yds.	LG	TD	INT	Result
1.	12/22/68	@ Oakland	Daryle Lamonica	39	19	347	54t	5	0	L,6-41
2.	1/16/94	@ Houston	Warren Moon	43	32	306	30	1	1	W,28-20
3.	1/11/04	Indianapolis	Peyton Manning	30	22	304	38	3	0	L,31-38
4.	1/4/14	@ Indianapolis	Andrew Luck	45	29	443	64t	4	3	L,44-45
5.	1/16/16	@ New England	Tom Brady	42	28	302	42	2	0	L,20-27
6.	1/20/19	New England	Tom Brady	46	30	348	30	1	2	L,31-37 (OT)
7.	1/12/20	Houston	Deshaun Watson	52	31	388	54t	2	0	W,51-31
8.	1/23/22	Buffalo	Josh Allen	37	27	329	75t	4	0	W,42-36 (OT)
9.	2/12/23	@ Philadelphia	Jalen Hurts	38	27	304	45t	1	0	W,38-35

## POSTSEASON OPPONENT SUPERLATIVES

### 100-Yard Pass Receivers (14)

	Date	Opponent	Player	Rec.	Yds.	Avg.	LG	TD	Result
1.	1/1/67	@ Buffalo	Bobby Burnett	6	127	21.2	42	0	W,31-7

## POSTSEASON ALL-TIME MISCELLANEOUS SCORES

### All-Time Defensive Scores

Date	Opponent	Defensive Score	Result
------	----------	-----------------	--------

# POSTSEASON SUPERLATIVES

12/28/86	@ NY Jets	Safety, NY P Dave Jennings rushes out of end zone	L, 15-35
<b>2/12/23</b>	<b>Philadelphia</b>	<b>Nick Bolton, 36-yard fumble return</b>	<b>W, 38-35</b>

**Notes:** The Chiefs are 1-1 (.500) in games when producing a defensive score (TD or safety) in the postseason.

## All-Time Special Teams Scores

Date	Opponent	Special Teams Score	Result
12/28/86	@ NY Jets	Albert Lewis, blocked punt recovery in end zone	L, 15-35
1/11/04	Indianapolis	Dante Hall, 92-yard kickoff return	L, 31-38
1/9/16	@ Houston	Knile Davis, 106-yard kickoff return	W, 30-0

**Notes:** The Chiefs are 1-2 (.333) in games when producing a special teams score (TD or safety) in the postseason.

*THE CHIEFS HAVE PRODUCED ONE POSTSEASON SHUTOUT. KANSAS CITY HAS BEEN SHUTOUT ONLY ONCE IN THE POSTSEASON.*

## All-Time Shutouts

Date	Opponent	Score
1/9/16	@ Houston	30-0

## All-Time Opponent Shutouts

Date	Opponent	Score
1/2/93	@ San Diego Chargers	0-17

## All-Time Two-Point Conversions

Date	Opponent	Two-Point Play	Result
1/6/07	@ Ind.	Kris Wilson pass from Trent Green	L, 8-23

## Year-By-Year Two-Point Conversions/Attempts

2006	1/1
2016	0/1
<b>Total Conversions</b>	<b>1</b>
<b>Total Attempts</b>	<b>2</b>
<b>Conversion Pct.</b>	<b>.500</b>

## POSTSEASON CAREER LEADERS

### Games Played

	Player	Games Played
<b>1t.</b>	<b>Travis Kelce (2013-22)</b>	<b>18</b>
	<b>James Winchester (2015-22)</b>	<b>18</b>
<b>3t.</b>	Daniel Sorensen (2014-21)	15
	<b>Harrison Butker (2017-22)</b>	<b>15</b>
	<b>Chris Jones (2016-22)</b>	<b>15</b>
<b>6t.</b>	<b>Patrick Mahomes (2017-22)</b>	<b>14</b>
	<b>Derrick Nnadi (2018-22)</b>	<b>14</b>
<b>8t.</b>	Tyreek Hill (2016-21)	13
	Demarcus Robinson (2016-21)	13
	Anthony Sherman (2013-20)	13
<b>11t.</b>	Dustin Colquitt (2005-19)	12
	<b>Nick Allegretti (2019-22)</b>	<b>12</b>
	Frank Clark (2019-22)	12
<b>14t.</b>	Eric Fisher (2013-20)	11
	Anthony Hitchens (2018-21)	11
	Ben Niemann (2018-21)	11
	Charvarius Ward (2018-21)	11
	Andrew Wylie (2017-22)	11
<b>19t.</b>	John Alt (1984-96)	10
	Tim Grunhard (1990-00)	10
	Dave Szott (1990-00)	10
	Derrick Thomas (1989-99)	10
	Mecole Hardman (2019-22)	10
	Marcus Kemp (2017-22)	10

### Rushing

All players with more than 200 postseason rushing yards

	Player	No.	Yds.	Avg.	TD
1.	Marcus Allen (1993-97)	100	386	3.9	3
<b>2.</b>	<b>Patrick Mahomes (2017-22)</b>	<b>67</b>	<b>384</b>	<b>5.7</b>	<b>5</b>
3.	Damien Williams (2018-19)	81	355	4.4	6
4.	Wendell Hayes (1968-74)	51	208	4.1	1

### Receptions

	Player	No.	Yds.	Avg.	TD
<b>1.</b>	<b>Travis Kelce (2013-22)</b>	<b>133</b>	<b>1,548</b>	<b>11.6</b>	<b>16</b>
2.	Tyreek Hill (2016-21)	84	1,081	12.9	5
3t.	J.J. Birden (1990-94)	27	363	13.4	2
	Otis Taylor (1965-75)	27	481	17.8	2
5.	Sammy Watkins (2018-20)	25	477	19.1	1
6.	Mecole Hardman (2019-22)	22	226	10.3	2
7t.	Keith Cash (1992-96)	21	266	12.7	1
	Damien Williams (2018-19)	21	185	8.8	4

### Receiving Yards

All players with more than 200 postseason receptions

	Player	Yds.	No.	Avg.	TD
<b>1.</b>	<b>Travis Kelce (2013-22)</b>	<b>1,548</b>	<b>133</b>	<b>11.6</b>	<b>16</b>
2.	Tyreek Hill (2016-21)	1,081	84	12.9	5
3.	Otis Taylor (1965-75)	481	27	17.8	2
4.	Sammy Watkins (2018-20)	477	25	19.1	1
5.	J.J. Birden (1990-94)	363	27	13.4	2
6.	Keith Cash (1992-96)	266	21	12.7	1
7.	Willie Davis (1991-95)	239	16	14.9	1
8.	Mecole Hardman (2019-22)	226	22	10.3	2
9.	Demarcus Robinson (2016-21)	220	14	15.7	1

### Passing

	Player	Att.	Comp.	Yds.	Pct.	TDINT
<b>1.</b>	<b>Patrick Mahomes (2017-22)</b>	<b>523</b>	<b>352</b>	<b>4,084.67335</b>	<b>7</b>	<b>8</b>
2.	Len Dawson (1962-75)	188	107	1,497.569	7	2
3.	Alex Smith (2013-17)	185	120	1,250.649	9	2
4.	Joe Montana (1993-94)	141	85	1,014.603	6	4

### Scoring

All players with 20 or more postseason points

	Player	TD	FG	PAT	Total
<b>1.</b>	<b>Harrison Butker (2017-22)</b>	<b>0</b>	<b>21</b>	<b>54</b>	<b>117</b>
<b>2.</b>	<b>Travis Kelce (2013-22)</b>	<b>16</b>	<b>0</b>	<b>0</b>	<b>96</b>
3.	Damien Williams (2018-19)	10	0	0	60
4.	Nick Lowery (1980-93)	0	8	13	37
5.	Tyreek Hill (2016-21)	6	0	0	36
6.	Jan Stenerud (1967-79)	0	9	8	35
<b>7.</b>	<b>Patrick Mahomes (2017-22)</b>	<b>5</b>	<b>0</b>	<b>0</b>	<b>30</b>
8.	Cairo Santos (2014-17)	0	6	6	24

### Touchdowns

All players with 3 or more postseason touchdowns

	Player	Rec.	Rush.	Return	Total
<b>1.</b>	<b>Travis Kelce (2013-22)</b>	<b>16</b>	<b>0</b>	<b>0</b>	<b>16</b>
2.	Damien Williams (2018-19)	4	6	0	10
3.	Tyreek Hill (2016-21)	5	1	0	6
<b>4.</b>	<b>Patrick Mahomes (2017-22)</b>	<b>0</b>	<b>5</b>	<b>0</b>	<b>5</b>
5t.	Marcus Allen (1993-97)	0	3	0	3
	Knile Davis (2013-16)	1	1	1	3
	Mike Garrett (1966-70)	0	3	0	3
	Mecole Hardman (2019-22)	2	1	0	3
	Byron Pringle (2018-21)	3	0	0	3

### Interceptions

	Player	No.	Yds.	Avg.	TD
1.	Emmitt Thomas (1966-78)	5	101	20.2	0
2.	Johnny Robinson (1960-71)	4	131	32.8	0
3t.	Deron Cherry (1981-91)	3	47	15.7	0
	Jim Marsalis (1969-75)	3	65	21.7	0
5t.	Husain Abdullah (2013-15)	2	5	2.5	0
	Eric Berry (2010-18)	2	0	0.0	0
	Eric Everett (1991)	2	38	19.0	0
	Willie Lanier (1967-77)	2	26	13.0	0
	Ty Law (2006-07)	2	43	21.5	0
	Lonnie Marts (1991-93)	2	19	9.5	0
	Marcus Peters (2015-17)	2	30	15.0	0
	Jaylen Watson (2022)	2	11	5.5	0

### Sacks

1.	Frank Clark (2019-22)	10.5
2t.	Neil Smith (1988-96)	6.5
	Derrick Thomas (1989-99)	6.5
4.	Justin Houston (2011-18)	4.0
5t.	Tanoh Kpassagnon (2017-20)	3.0
	Albert Lewis (1983-93)	3.0
<b>7t.</b>	<b>Allen Bailey (2011-18)</b>	<b>2.0</b>
	Martin Bayless (1992-93, 95-96)	2.0
	Tamba Hali (2006-17)	2.0
	Melvin Ingram (2021)	2.0
	Joe Phillips (1992-97)	2.0
	<b>L'Jarius Sneed (2020-22)</b>	<b>2.0</b>
	Bennie Thompson (1992-93)	2.0
	<b>Chris Jones (2016-22)</b>	<b>2.0</b>

### Tackles

All players with 40 or more postseason tackles

1.	Daniel Sorensen (2014-21)	77
2.	Anthony Hitchens (2018-21)	62
<b>3.</b>	<b>L'Jarius Sneed (2020-22)</b>	<b>58</b>
4.	Charvarius Ward (2018-21)	54
5.	Eric Berry (2010-18)	42
<b>6.</b>	<b>Nick Bolton (2021-22)</b>	<b>41</b>
7t.	Derrick Johnson (2005-17)	40
	Tyrann Mathieu (2019-21)	40

### Punting

All players with 10 or more postseason punts; Sorted by average

	Player	No.	Yds.	Avg.
1.	Dustin Colquitt (2005-19)	43	1,938	45.1
<b>2.</b>	<b>Tommy Townsend (2020-22)</b>	<b>24</b>	<b>1,038</b>	<b>43.3</b>
3.	Jerrel Wilson (1963-77)	39	1,693	43.4
4.	Bryan Barker (1990-93)	38	1,613	42.4
5.	Louie Aguiar (1994-98)	11	459	41.7

### Punt Returning

# POSTSEASON SUPERLATIVES

All players with 10 or more postseason punt returns; Sorted by average

	Player	No.	Yds.	Avg.	TD
1.	Mike Garrett (1966-70) .....	11	73	6.6	0
2.	Tyreek Hill (2016-21) .....	12	40	3.3	0

## Kickoff Returning

All players with 10 or more postseason kickoff returns; Sorted by average

	Player	No.	Yds.	Avg.	TD
1.	Dante Hall (2000-06) .....	10	266	26.6	1
2.	Byron Pringle (2018-21) .....	10	243	24.3	0
3.	Mecole Hardman (2019-22) ...	14	312	22.3	0
4.	John Stephens (1993) .....	10	199	19.9	0

## POSTSEASON LONGEST PLAYS

### Rushing

	Player (Opponent, Date)	Yards
1.	Mecole Hardman (vs. Buffalo, 1/24/21) .....	50
2.	Priest Holmes (vs. Indianapolis, 1/11/04) .....	48
3.	Jamaal Charles (vs. Baltimore, 1/9/11) .....	41 (TD)
4.	<b>Isiah Pacheco (vs. Jacksonville, 1/21/23)</b> .....	<b>39</b>
5.	Damien Williams (vs. San Francisco, 2/2/20) .....	38 (TD)
6.	Tyreek Hill (vs. Indianapolis, 1/12/19) .....	36 (TD)
7.	<b>Patrick Mahomes (vs. Buffalo, 1/23/22)</b> .....	<b>34</b>
8.	<b>Patrick Mahomes (vs. Tennessee, 1/19/20)</b> .....	<b>27 (TD)</b>
9.	<b>Clyde Edwards-Helaire (at Tampa Bay, 2/7/21)</b> .....	<b>26</b>
	<b>Patrick Mahomes (vs. Philadelphia, 2/12/23)</b> .....	<b>26</b>

### Passing

	Player (Opponent, Date)	Yards
1.	Alex Smith - Donnie Avery (at Indianapolis, 1/4/14) .....	79 (TD)
2.	<b>Patrick Mahomes - Tyreek Hill (vs. Buffalo, 1/24/21)</b> .....	<b>71</b>
3.	<b>Patrick Mahomes - Tyreek Hill (vs. Buffalo, 1/23/22)</b> .....	<b>64 (TD)</b>
4.	Alex Smith - Dwayne Bowe (at Indianapolis, 1/4/14) .....	63
5.	<b>Patrick Mahomes - Sammy Watkins (vs. Ten., 1/19/20)</b> ...	<b>60 (TD)</b>
6.	Joe Montana - Kimble Anders (at Miami, 12/31/94) .....	57 (TD)
7.	<b>Patrick Mahomes - Sammy Watkins (vs. NE, 1/20/19)</b> .....	<b>54</b>
8.	Elvis Grbac - Joe Horn (vs. Denver, 1/4/98) .....	50

### Interception Return

	Player (Opponent, Date)	Yards
1.	Ty Law (at Indianapolis, 1/6/07) .....	43
2.	Rashad Fenton (vs. Buffalo, 1/24/21) .....	30
3.	Deron Cherry (vs. L.A. Raiders, 12/28/91) .....	29
4.	Marcus Peters (vs. Tennessee, 1/6/18) .....	28
5.	Daniel Sorensen (vs. New England, 1/20/19) .....	24
6.	Eric Everett (vs. L.A. Raiders, 12/28/91) .....	23
7.	Josh Mauga (at Houston, 1/9/16) .....	20

### Fumble Return

	Player (Opponent, Date)	Yards
1.	<b>Nick Bolton (vs. Philadelphia, 2/12/23)</b> .....	<b>36 (TD)</b>
2.	Darwin Thompson (vs. Houston, 1/23/20) .....	18
3.	Justin Houston (at Indianapolis, 1/4/14) .....	7
4.	Johnny Robinson (vs. Minnesota, 1/11/70) .....	2

### Punt Return

	Player (Opponent, Date)	Yards
1.	<b>Kadarius Toney (vs. Philadelphia, 2/12/23)</b> .....	<b>65</b>
2.	Mecole Hardman (vs. Pittsburgh, 1/16/22) .....	48
3.	Tyreek Hill (vs. Buffalo, 1/23/22) .....	45

### Kickoff Return

	Player (Opponent, Date)	Yards
1.	Knile Davis (at Houston, 1/9/16) .....	106 (TD)
2.	Dante Hall (vs. Indianapolis, 1/11/04) .....	92 (TD)
3.	Mecole Hardman (vs. Houston, 1/12/20) .....	58

### Punt

	Player (Opponent, Date)	Yards
1.	Dustin Colquitt (at Indianapolis, 1/6/07) .....	66
2.	Louie Aguiar (vs. Denver, 1/4/98) .....	62
3.	Jerrel Wilson (at Green Bay, 1/15/67) .....	61
4.	<b>Tommy Townsend (vs. Jacksonville, 1/21/23)</b> .....	<b>60</b>
5.	Dustin Colquitt (vs. New England, 1/20/19) .....	59
	Jerrel Wilson (vs. Minnesota, 1/11/70) .....	59
7.	Jerrel Wilson (at Oakland, 12/22/68) .....	58
8.	<b>Tommy Townsend (vs. Cincinnati, 1/30/22)</b> .....	<b>57</b>
9.	Dustin Colquitt (at Houston, 1/9/16) .....	56
	Jerrel Wilson (at Oakland, 1/4/70) .....	56

### Field Goal

	Player (Opponent, Date)	Yards
1.	<b>Harrison Butker (at Tampa Bay, 2/7/21)</b> .....	<b>52</b>
2.	<b>Harrison Butker (vs. Cleveland, 1/17/21)</b> .....	<b>50</b>

	<b>Harrison Butker (vs. Jacksonville, 1/21/23)</b> .....	<b>50</b>
	<b>Harrison Butker (vs. Jacksonville, 1/21/23)</b> .....	<b>50</b>
5.	<b>Harrison Butker (at Buffalo, 1/23/22)</b> .....	<b>49</b>
	Cairo Santos (at Houston, 1/9/16) .....	49
7.	Cairo Santos (vs. Pittsburgh, 1/15/17) .....	48
	Jan Stenerud (vs. Minnesota, 1/11/70) .....	48
9.	<b>Harrison Butker (vs. Buffalo, 1/24/21)</b> .....	<b>45</b>
	<b>Harrison Butker (vs. Cincinnati, 1/29/23)</b> .....	<b>45</b>

## POSTSEASON BIG YARDAGE DAYS

### Rushing

	Player (Opponent, Date)	Yards
1.	Preist Holmes (vs. Indianapolis, 1/11/04) .....	176

### Passing

	Player (Opponent, Date)	Yards
1.	<b>Patrick Mahomes (vs. Pittsburgh, 1/16/22)</b> .....	<b>404</b>
2t.	<b>Patrick Mahomes (vs. Buffalo, 1/23/22)</b> .....	<b>378</b>
	Alex Smith (at Indianapolis, 1/4/14) .....	378

### Receiving

	Player (Opponent, Date)	Yards
1.	Tyreek Hill - 9 rec. (vs. Buffalo, 1/24/21) .....	172
2t.	Dwayne Bowe - 8 rec. (at Indianapolis, 1/4/14) .....	150
	Tyreek Hill - 11 rec. (vs. Buffalo, 1/23/22) .....	150

## CHIEFS POSTSEASON RECORD WHEN...

ALL-TIME, THROUGH SUPER BOWL LVII

### Chiefs Postseason Record When...

Postseason:	20-21-0 (.488)
In Overtime	2-2 (.500)
In Wild Card Games*:	4-8 (.333)
In Divisional Games*:	6-7 (.462)
In Championship Games:	3-3 (.500)
In Super Bowls:	3-2 (.600)
* Since 1970	
Home:	11-9 (.550)
Cotton Bowl:	0-0 (.000)
Municipal Stadium:	0-1 (.000)
GEHA Field at Arrowhead Stadium:	11-8 (.579)
Away:	6-10 (.375)
Neutral Site	3-2 (.600)

### Chiefs Postseason Record When...

Postseason:	20-21
Home:	11-9
Away:	6-10
Neutral Site	3-2
Outdoors:	19-19
Indoors:	1-2
On grass:	16-15
On artificial turf:	4-6
Scoring fewer than 10 points:	0-6
Scoring 10 points or more:	20-14
Scoring 20 points or more:	17-6
Scoring 30 points or more:	10-3
Allowing 10 points or less:	6-1
Allowing 20 points or less:	12-5
Allowing 30 points or less:	17-13
Allowing more than 30 points:	3-8
Scoring first:	9-9



# POSTSEASON SUPERLATIVES

Scoring on first drive:	8-9
Opponent scores on first drive:	10-8
Outcome three points or less:	4-7
Outcome seven points or less:	9-11
Playing in overtime:	3-3
Leading at half:	13-4
Trailing at half:	3-14
Tied at half:	4-3
Leading after three quarters:	16-4
Trailing after three quarters:	4-15
Tied after three quarters:	0-2
Positive turnover margin:	10-5
Negative turnover margin:	2-14
Even turnover margin:	8-2

Chiefs Postseason Record When Producing...

	<b>1960-22 Record</b>	<b>1960-22 Two or More</b>
100-Yard Receiver	9-8 (.529)	2-1 (.667)
100-Yard Rusher	3-2 (.600)	0-0 (.000)
300-Yard Passer	4-2 (.667)	0-0 (.000)

Chiefs Postseason Record When Allowing...

	<b>1960-22 Record</b>	<b>1960-22 Two or More</b>
100-Yard Receiver	4-10 (.286)	0-0 (.000)
100-Yard Rusher	1-10 (.091)	0-0 (.000)
300-Yard Passer	4-5 (.444)	0-0 (.000)