



2022

GAME NOTES


CHIEFS VS. CHARGERS



SEPTEMBER 15, 2022



CHIEFS FACE CHARGERS IN HOME OPENER ON THURSDAY NIGHT



The Kansas City Chiefs will take on the Los Angeles Chargers this Thursday night on the NFL's first-ever broadcast on Amazon Prime Video. Kickoff at GEHA Field at Arrowhead is slated for 7:15 p.m. CT. Both teams enter the contest with 1-0 records. Last Sunday, KC went on the road to defeat the Arizona Cardinals 44-21. Chiefs QB Patrick Mahomes threw five TD passes in the win, TE Travis Kelce recorded 121 yards with one TD, and RB Clyde Edwards-Helaire had two receiving touchdowns. The Chiefs offense averaged 7.4 yards per play. Kansas City's defense had 3.0 sacks, held the Cardinals to 179 net passing yards and just 3 of 12 (25%) on third downs.

The Chiefs are looking to defend their stretch of six-straight AFC West Division championships. In 2021, following a 12-5 season and the No. 2 seed in the AFC, Kansas City advanced to host its fourth-straight AFC Championship Game at GEHA Field at Arrowhead Stadium. Under Head Coach Andy Reid, KC has qualified for the postseason eight times in nine seasons and has won 10+ games each of those years. Reid owns 253 career victories (regular and postseason combined). He ranks fifth on the NFL's all-time wins list. He has tallied 104 regular season wins in Kansas City. Since 2015, Kansas City has tallied a 36-6 record (.857) against AFC West opponents, the NFL's best divisional record over a seven-year span since divisional realignment in 2002. KC is 13-5 against the Chargers since 2013.

Chiefs QB Patrick Mahomes is in his fifth season as the club's starting quarterback. In his first four seasons as the starter, Mahomes led the team to four-consecutive home AFC Championship Games, two Super Bowl appearances and earned NFL MVP (2018) and Super Bowl MVP honors (2019). Since 2018, he leads the league in yards (19,067), touchdowns (156), 25+ yard completions (161) and first down throws (933). With only 36 career interceptions, he owns a +120 TD/INT ratio, tied for the highest mark of any active QB (Rodgers +131) in that span. He owns 32 career games of 300+ passing yards. TE Travis Kelce has recorded an NFL record six-straight 1,000-yard receiving seasons. He owns 30 games with 100+ receiving yards and has caught at least one pass in 142 consecutive games (reg. and postseason). Since entering the NFL in 2013, Kelce leads all active tight ends in receiving yards (9,127) and receptions (712). He ranks second in touchdowns (58) and catches of 25+ yards (70). Kansas City is welcoming many new faces in 2022. The Chiefs traded WR Tyreek Hill to the Dolphins in exchange for five draft picks. KC made 10 selections in the 2022 NFL Draft, including seven defensive players. The Chiefs selected CB Trent McDuffie and DE George Karlaftis in the first round. GM Brett Veach added several free agents, including WR JuJu Smith-Schuster, WR Marquez Valdes-Scantling, RB Ronald Jones, S Justin Reid and DE Carlos Dunlap. The club franchise tagged LT Orlando Brown.

This year's regular season schedule has KC slated in five primetime contests, including three at GEHA Field at Arrowhead Stadium. The Chiefs play nine games vs. eight playoff teams from 2021. The combined record of KC's 2022 opponents from last year is 154-135-0 (.533).

Kansas City Chiefs (1-0) vs. Los Angeles Chargers (1-0)
 Thursday, September 15, 2022 • Amazon Prime
 GEHA Field at Arrowhead • Kansas City • 7:15 p.m. CT

THIS WEEK'S MEDIA AVAILABILITY

Date	Practice	Coach	Media	Players
Monday, Sept. 12	None	Coords.	12:00 p.m.	-----
Tuesday, Sept. 13	1:50 p.m.	Reid	11:45 a.m.	11:45 a.m.
Wednesday, Sept. 14	No Media Availability			
Thursday, Sept. 15	Chiefs vs. Chargers - 7:15 p.m. CT			
Friday, Sept. 16	No Media Availability			

* All times are approximate and subject to change with little or no notice.

* For credential requests to cover practice, please email Brad Gee at bgee@chiefs.nfl.com. For game credential questions, please email Cydney Glaze at cglaze@chiefs.nfl.com.

BROADCAST INFORMATION

TV Coverage

Amazon Prime Video (KSHB)

Play-by-Play: Al Michaels

Analyst: Kirk Herbstreit

Sideline: Kaylee Hartung

Tico Sports (Kansas City)

103.3 HD2 (103.3.2) on KPRS
 Spanish Radio Broadcast

Play-by-Play: Enrique Morales

Color: Oscar Monterroso

Sideline: Hannah Bassham

Chiefs Radio Network

WDAF (106.5 FM)

Play-by-Play: Mitch Holthus

Color: Danan Hughes

Sideline: Josh Klingler

Chiefs Pregame & Postgame Show

WDAF (106.5 FM) & KCSP (610 AM)

Hosts: Art Hains and Dan Israel

National Radio

Compass Media Networks

Chiefs Twitter Accounts: @Chiefs

@KCChiefs_Matt @ChiefsPR

CHIEFS MEDIA WEBSITE INFORMATION

The Kansas City Chiefs 2022 Media Guide is available on the Chiefs media information website, NFLOMG.com. The club's site is an improved interactive online media guide that features an in-game statistics monitoring platform, in addition to the weekly press materials such as transcripts, weekly releases, bios, additional stats and more. The team's guide is updated weekly throughout the season to reflect the most up-to-date information. Media members can also access the Chiefs credential application through the site. To login, the username is **chiefsmedia** and the password is **chiefs**.

DID YOU KNOW?

Last week in Arizona Chiefs TE Travis Kelce recorded 121 receiving yards. It was the 30th time in Kelce's 10-year career that he's eclipsed the 100-yard receiving mark. The former Cincinnati Bearcat needs three more 100-yard performances to break the all-time NFL record for tight ends. Former TE's Rob Gronkowski (32) and Tony Gonzalez (31) rank ahead of Kelce.

CHIEFS COMMUNICATIONS STAFF CONTACT INFORMATION

Ted Crews	Executive Vice President of Communications	(816) 920-4359	tcrews@chiefs.nfl.com
Brad Gee	Vice President of Football Communications	(816) 920-4349	bgee@chiefs.nfl.com
Luke Shanno	Senior Director of Corporate Communications	(816) 920-4351	lshanno@chiefs.nfl.com
Cydney Glaze	Director of Communications & Admin.	(816) 920-4352	cricker@chiefs.nfl.com
Kelsey Boal	Communications Seasonal Assistant	(816) 920-4355	kboal@chiefs.nfl.com
Skylar Burg	Communications Seasonal Assistant	(816) 920-4285	sburg@chiefs.nfl.com
Johnny Chapple Jr.	Communications Seasonal Assistant	(816) 920-4403	jchapple@chiefs.nfl.com

CHIEFS VS. CHARGERS TEAM COMPARISONS

		Chiefs		Chargers
Record		1-0		1-0
Division Standing		T-1st (AFCW)		T-1st (AFCW)
Turnover Margin (NFL Rank)		-1 (T-17th)		+3 (2nd)

Offense (NFL Rank)

Net Yards Per Game	488.0 (2nd)	355.0 (T-15th)
Yards Per Play	7.4 (1st)	5.5 (16th)
Points Per Game	44.0 (1st)	24.0 (T-9th)
Possession Average	34:42 (3rd)	32:32 (9th)
Net Rushing Yards Per Game	128.0 (11th)	76.0 (23rd)
Net Passing Yards Per Game	360.0 (1st)	279.0 (7th)
Had Intercepted/Yards	0/0	0/0
Sacks Allowed/Yards	0/0 (T-1st)	0/0 (T-1st)
Fumbles/Lost	5/1	1/0
Third Down Pct.	62.5% (4th)	42.9% (T-12th)
Red Zone TD Pct.	100.0% (T-1st)	66.7% (T-11th)
Giveaways	1 (T-8th)	0 (T-1st)

Defense (NFL Rank)

Net Yards Per Game	282.0 (8th)	320.0 (11th)
Yards Per Play	4.5 (6th)	5.7 (19th)
Points Per Game	21.0 (T-15th)	19.0 (T-7th)
Net Rushing Yards Per Game	103.0 (15th)	64.0 (4th)
Net Passing Yards Per Game	179.0 (6th)	256.0 (20th)
Intercepted By/Yards	0/0	3/22
Sacks For/Yards	3/-26 (T-9th)	6/-39 (3rd)
Opponent Fumbles/Lost	3/0	3/0
Third Down Pct.	23.1% (4th)	45.5% (22nd)
Red Zone TD Pct.	100.0% (T-21st)	66.7% (T-15th)
Takeaways	0 (T-24th)	3 (T-3rd)



Special Teams (NFL Rank)

Punts-Average Yards (Gross)	54.0 (3rd)	49.0 (T-12th)
Punts-Average Yards (Net)	44.5 (7th)	48.0 (2nd)
Punt Returns-Average Per	8.8 (13th)	0.0 (T-27th)
Punt Returns-Average Per Allowed	-1.0 (1st)	2.0 (T-3rd)
Kickoff Returns-Average Per	22.5 (7th)	15.0 (15th)
Kickoff Returns-Avg. Per Allowed	34.0 (T-19th)	0.0 (T-19th)
Field Goals Made/Attempted	1/1 (T-14th)	1/2 (T-14th)

Penalties (NFL Rank)

Penalties Against/Yards	3/25 (T-2nd)	5/21 (T-10th)
Opp. Penalties Against/Yds	5/49 (T-17th)	3/11 (T-25th)

CHIEFS VS. CHARGERS IND. COMPARISONS

		Chiefs		Chargers
PASSING YARDS				
Mahomes		360	Herbert	279

RUSHING YARDS

Pacheco	62	Ekeler	36
Edwards-Helaire	42	Kelley	21
McKinnon	22	Michel	12

RECEIVING YARDS

Kelce	121	Allen	66
Smith-Schuster	79	Carter	64
Valdes-Scantling	44	Everett	54

POINTS SCORED

Edwards-Helaire	12	4 Tied	6
Butker	7		
4 Tied	6		

INTERCEPTIONS

None		3 Tied	1
------	--	--------	---

SACKS

3 Tied	1	Mack	3.0
		Bosa	1.5
		James Jr	1.0

DEFENSIVE TACKLES

Bolton	10	2 Tied	6
Sneed	8	3 Tied	5
Fenton	5		
2 Tied	4		

KICKOFF RETURNS (AVG.)

Moore	1 (23.0)	Kelley	1 (15.0)
Pacheco	1 (22.0)		

PUNT RETURNS (AVG.)

Moore	4 (10.3)	None	
-------	----------	------	--

FIELD GOALS

Butker	1/1 (100.0%)	Hopkins	1/2 (50.0%)
--------	--------------	---------	-------------

PUNTS (GROSS/NET AVG.)

T. Townsend	2 (54.0/44.5)	Scott	4 (49.0/48.0)
-------------	---------------	-------	---------------

CHIEFS VS. CHARGERS SERIES HISTORY

- The Chiefs and the Chargers have faced off 124 times between the regular and postseason with the Chiefs holding a winning record of 65-58-1.
- Kansas City has met the Chargers in the postseason one time in 1993 in the Wild Card round. The Chargers defeated the Chiefs 17-0.
- Since 1972, the Chiefs hold a 28-22 record against the Los Angeles Chargers GEHA Field at Arrowhead Stadium.
- Since the Chargers moved back to Los Angeles in 2017 (previously San Diego Chargers), the Chiefs hold a winning record of 7-3 with the most recent victory, a 34-28 win coming in 2021.

CHIEFS VS. CHARGERS SERIES HISTORY - LAST 10 GAMES

Date	Result	Of Note
09/24/2017	W, 24-10	KC: Smith threw for 155 yards and two TDs.
12/16/2017*	W, 30-13	KC: Hill caught a 64 yard pass from Alex Smith for a TD.
09/09/2018	W, 38-28	KC: Hill 91-yard punt return for a TD.
12/13/2018*	L, 28-29	LAC: Williams received two-point pass to win the game.
11/18/2019	W, 24-17	KC: Williams and McCoy both had rushing TD.
12/29/2019*	W, 31-21	KC: Hardman returned a kick for 104 yard TD.
09/20/2020	W, 23-20	KC: Kelce had nine receptions for 90 yards and one TD.
01/03/2021*	L, 21-38	LAC: Herbert threw for three TDs with 302 yards.
09/26/2021*	L, 24-30	LAC: Williams had two receiving TDs and 122 yards.
12/16/2021	W, 34-28	KC: Mahomes threw for 410 yards and three TDs.

*at GEHA Field at Arrowhead Stadium

CHIEFS HEAD COACH ANDY REID



Reid is in his 31st NFL season, 24th as a head coach and 10th with the Chiefs. In his first nine seasons with the club, Reid has tallied 103 wins, more victories than any other head coach in franchise history in that timeframe. In 2019, Reid led the Chiefs to their first Super Bowl appearance and victory in 50 years, bringing the Lombardi Trophy back to Kansas City for the first time since the 1969 season. Additionally, the Chiefs 35-24 victory over the Tennessee

Titans in the AFC Championship Game brought the Lamar Hunt Trophy to Kansas City for the first time ever. Under Reid, the Chiefs have made the playoffs eight of nine seasons, including a franchise best 14-2 record in 2020. Reid has led the Chiefs to back-to-back Super Bowl appearances (LIV and LV).

The Chiefs are now the first team in NFL history to host four-consecutive conference championship games (2018-21). The club has also earned six-straight AFC West titles (2016-21) for the first time in franchise history. In 2015, the Chiefs won their first playoff game since 1994, defeating the Texans 30-0. The team finished 11-5 after a 1-5 start in 2015. It was the greatest turnaround in a single-season in NFL history. In 2013, Reid led the Chiefs to an 11-5 record marking the greatest single-season turnaround in franchise history after the team finished 2-14 in 2012.

Prior to joining the Chiefs, Reid led the Eagles to a 130-93-1 (.583) regular season record during his 14 seasons as head coach. He led the Eagles franchise to one Super Bowl appearance. When you include his time as an NFL assistant coach, his teams have made the playoffs 22 times (26-20 record), and he has coached in five Super Bowls, eight NFC Championships and four AFC Championships. Reid spent seven seasons as an assistant coach with the Green Bay Packers under Head Coach Mike Holmgren. Prior to joining the NFL ranks, Reid's final collegiate stop was the University of Missouri (1989-91). Prior to his stint with the Tigers, Reid spent two years working with the offensive line at the University of Texas – El Paso, and before that, he held the same position with Northern Arizona. In 1983, Reid took the position of offensive coordinator and offensive line coach at San Francisco State (1983-85). A tackle/guard at Brigham Young University from 1979-81, Reid entered the coaching ranks as a graduate assistant at BYU in 1982.

NFL Head Coach:	24th Year	Record w/ KC:	104-42 (.712)
NFL Coach Overall:	31st Year	Record w/ PHI:	130-93-1 (.583)
NFL Overall:	253-151-1 (.626)	Record vs. LAC:	15-6 (.714)
Reg. Season:	234-135-1 (.634)	College:	BYU ('81)
Postseason:	19-16 (.543)	Hometown:	Los Angeles, Calif.

ANDY REID'S CAREER PATH

1979-82	BYU	Tackle/Guard ('79-81) Graduate Assistant ('82)
1983-85	San Francisco State	Offensive Coordinator/ Offensive Line
1986	Northern Arizona	Offensive Line
1987-88	Texas-El Paso	Offensive Line
1989-91	Missouri	Offensive Line
1992-98	Green Bay Packers	Tight Ends / Offensive Line ('92-96) Quarterbacks ('97-98)
1999-12	Philadelphia Eagles	Head Coach ('99-00) HC/Exec. V.P. Football Ops ('01-12)
2013-22	Kansas City Chiefs	Head Coach



ANDY REID'S HARDWARE



CHARGERS HEAD COACH BRANDON STALEY



The Los Angeles Chargers hired Brandon Staley as the 17th head coach in franchise history, becoming the first Chargers head coach with a defensive background in over a decade. Staley enters his second year as a head coach. Staley served as the defensive coordinator in 2020 for the Los Angeles Rams after spending three seasons as the outside linebackers coach for Denver (2019) and Chicago (2017-18).

In his first season at the helm, Los Angeles offense set single-season team records for first downs (401), passing touchdowns (38) and fewest fumbles (10). Staley called a defense that led the NFL with 11 strip-sacks and paced the AFC with 19 forced fumbles. Six Chargers were selected to the Pro Bowl, including five that were tabbed as starters.

Staley overhauled a Rams defense to become the best defense in football in 2020. The unit ranked No. 1 in total defense, passing defense and scoring defense while finishing as the third-best rushing defense.

While serving as the outside linebackers coach the Broncos defense led the NFL in red zone scoring, allowing a touchdown on just 39.1 percent of red zone drives — the second-lowest allowed by any NFL defense in the last five seasons.

Prior to coaching in the NFL, Staley spent three seasons (2013, 2015-16) at John Carroll as defensive coordinator/secondary coach and the 2014 season as defensive coordinator/linebackers at James Madison. Before his stints at John Carroll and James Madison, Staley was a graduate assistant in 2012 at Tennessee. Staley held his first coordinator job as associate head coach/defensive coordinator at Hutchinson (Kan.) Community College from 2010-11.

NFL Head Coach:	2nd Year	Record w/ LAC	10-8-0 (.556)
NFL Coach Overall:	6th Year	Record vs. KC:	1-1 (.500)
NFL Overall:	10-8-0 (.556)	College:	Dayton ('05)
Reg. Season:	10-8-0 (.556)	Hometown:	Perry, Ohio
Postseason:	0-0 (.000)		

BRANDON STALEY'S CAREER PATH

2003-04	Dayton	Quarterback
2005	Mercyhurst	Quarterback
2006-08	Northern Illinois	Graduate Assistant
2009	St. Thomas	Defensive Line/Special Teams
2010-11	Hutchinson	Associate Head Coach/Defensive Coordinator
2012	Tennessee	Graduate Assistant
2013	John Carroll	Defensive Coordinator/Secondary
2014	James Madison	Defensive Coordinator/Linebackers
2015-16	John Carroll	Defensive Coordinator/Secondary
2017-18	Chicago Bears	Outside Linebackers
2019	Denver Broncos	Outside Linebackers
2020	Los Angeles Rams	Defensive Coordinator
2021-22	Los Angeles Chargers	Head Coach



BRANDON STALEY'S HARDWARE



CHIEFS VS. CHARGERS CONNECTIONS

Former Chargers

- In 1991, Chiefs **Offensive Coordinator Eric Bieniemy** was drafted in the second round (39th overall) by the Chargers and spent four seasons as a running back for them (1991-94).
- Chiefs **T Andrew Wylie** spent the 2017 season on the Chargers' practice squad.

College

- Chiefs **DT Derrick Nnadi** (2014-17), **DE Joshua Kaindoh** (2017-20), Chargers **S Derwin James Jr.** (2015-17), **CB Asante Samuel Jr.** (2018-20) and **TE Tre' McKitty** all overlapped at Florida State.
- Two Georgia natives played their college careers at Georgia and overlapped with each other, Chiefs **WR Mecole Hardman** (Bowman, 2016-18) and Chargers **G Jamaree Salyer** (Atlanta; 2018-21). Chiefs **DE Malik Herring** was also a Bulldog (2017-20) and he played with Chargers **TE Tre' McKitty** for a year too (2020).
- Chiefs **RB Clyde Edwards-Helaire**, Chargers **DL Breiden Fehoko** and **C/G Will Clapp** were a part of LSU's National Championship team in 2019.
- In 2006, Chiefs **QB Chad Henne** overlapped his time at Michigan with Chargers **Pass Game Coordinator/Quarterbacks Coach Shane Day** while he was an offensive quality control coach. Chargers **Special Assistant to the Head Coach Cody Cejda** was a recruiting assistant and student manager at the time too.
- Chiefs **Assistant Special Teams Coach Andy Hill** was Mizzou's wide receivers coach for many years and coached the team's wide receivers when Chargers **QB Chase Daniel** was the quarterback (2005-08).
- Chiefs **G Trey Smith** and Chargers **WR Joshua Palmer** lined up in the same offense at Tennessee together (2017-20).
- For two seasons at UCLA, Chiefs **Offensive Coordinator Eric Bieniemy** coached the running backs and served as the team's recruiting coordinator (2005). During those years, Chargers **Special Teams Coordinator Ryan Ficken** was a graduate assistant learning from **Bieniemy**.
- At the University of Washington, Chiefs **CB Trent McDuffie** learned from Chargers **Defensive Assistant John Timu** while he was making his transition from NFL player to coach as a graduate assistant (2019-20).

Professional

- In 2018, Chiefs **RB Jerick McKinnon** and Chargers **WR DeAndre Carter** spent a season in the Bay Area playing for the 49ers. Chargers **Pass Game Coordinator/Quarterbacks Coach Shane Day** joined the 49ers in 2019 and was an offensive quality control coach while **McKinnon** was on the roster from 2019-20.
- Chiefs **Senior Offensive Assistant/Quarterbacks Coach Matt Nagy** spent four seasons as Chicago's head coach (2018-21). During that time not only did Chiefs **S Deon Bush** (2018-21) and **FB Michael Burton** (2018) play for **Nagy**, but Chargers **CB Bryce Callahan** (2018), **QB Chase Daniel** (2018-19), **OLB Khalil Mack** and **WR DeAndre Carter** (2020) played for him as well. Chargers **Run Game Coordinator/Defensive Line Coach Jay Rodgers** was the defensive line coach under **Nagy** (2018-20) and **Head Coach Brandon Staley** was the team's outside linebackers coach (2018).
- In Green Bay, Chiefs **WR Marquez Valdes-Scantling** started out his career alongside Chargers **C Corey Linsley** (2018-20) and **P JK Scott** (2018-20). Chargers **Tight Ends Coach Kevin Koger** was an offensive quality control coach for the Packers from 2019-20 while **Valdes-Scantling** was still wearing green and gold.
- Chiefs **OL Joe Thuney**, Chargers **WR DeAndre Carter** and **LB Kyle Van Noy** won Super Bowl LI together with the Patriots in 2016. Chiefs **Linebackers Coach Brendan Daly** was on staff as the Patriots' defensive line coach that season.
- Chiefs **DE/LB Carlos Dunlap** spent two seasons in Seattle (2020-21). While he was there, Chargers **Assistant Secondary Coach Tom Donatelli** was a defensive quality control/defensive coach (2020) and in his last season, he played with Chargers **TE Gerald Everett** (2021).
- During Chiefs **WR JuJu Smith-Schuster's** career in Pittsburgh (2017-21), Chargers **Assistant Offensive Line Coach Shaun Sarrett** took on a few different roles: offensive assistant (2017), assistant offensive line coach (2018) and offensive line coach (2019-20). Chargers **G Matt Feiler** was also a Steeler with **Smith-Schuster** (2017-20).
- In 2017, Chiefs **RB Jerick McKinnon** would run through gaps that Chargers **T Storm Norton** would help make in Minnesota.
- The Minnesota Vikings coaching staff/roster from 2006-13 shared a combined total of four coaches who will be on the sidelines on Thursday:

Chiefs **Linebackers Coach Brendan Daly** (defensive assistant/defensive line coach, 2006-09; defensive line coach, 2012-13), **Offensive Coordinator Eric Bieniemy** (running backs, 2006-10), **Running Backs Coach Greg Lewis** (wide receiver, 2009-10) and **Chargers Special Teams Coordinator Ryan Ficken** (assistant running backs, 2007-08; assistant wide receivers, 2009-12; assistant special teams, 2013).

Hometown

- Chargers **Linebackers Coach Michael Wilhoite** is a native of Topeka, Kan., and played LB at Washburn University from 2005-09.
- Chargers **Passing Game Coordinator/Quarterbacks Coach Shane Day** is a native of Manhattan, Kan., and played WR at Kansas State in 1999.

WHAT TO WATCH FOR...

- As a unit, the Kansas City Chiefs will aim to achieve the franchise's seventh-consecutive AFC West Division title in 2022, potentially extending a club record for consecutive division titles since the team's inception in 1960.
- This season, the Chiefs aim to become the first team in NFL history to host five-consecutive conference championships games. The current record is four-consecutive, which the Chiefs accomplished last season.
- **Head Coach Andy Reid** (234) needs 16 more victories to tie PFHOF head coach Tom Landry (250) for fourth-most regular season wins all-time.
- The Chiefs aim for a fifth-consecutive 12-win season, which would mark the first time in franchise history that the club has recorded five consecutive 12-win seasons. KC's five 12-win seasons since 2016 are the most in the NFL in that time span.
- Dating back to Week 16 of 2012, the Chiefs have scored in 148 consecutive games, marking the second-best streak of consecutive games with points in franchise history. Points scored against the Chargers this week will extend the streak to 149 consecutive games.
- Kansas City has made at least one field goal in 14 straight games, tying the fifth-longest streak in team history. A made field goal against the Chargers would mark 15 straight games with a made field goal dating back to Oct. 10, 2021, moving into a tie for fourth-longest streak with a 15-game streak in the 2005 season.
- **QB Patrick Mahomes** looks to improve his record to 13-2 as a starter in the month of September. In 14-career September games, **Mahomes** has 46 touchdown passes, three interceptions, 12 games with at least three passing touchdowns and 11 games with at least 300 passing yards.
- **Mahomes** enters his 65th game under center for the Chiefs. With 649 more passing yards, **Mahomes** will have 20,000 career passing yards. Recording this before 71 games will make him the fastest quarterback to accomplish this feat. **Mahomes** became the fastest quarterback to reach 19,000 career passing yards last week in Arizona.
- With 100 receiving yards this week, **TE Travis Kelce** would tally his 31st-career game with at least 100 yards receiving, the most in club history. **Kelce's** 30 games of 100+ receiving yards are third-most by a tight end in league history, trailing only PFHOF Tony Gonzalez (31) and Rob Gronkowski (32).
- **Kelce** looks to extend his streak to 128-consecutive games with a reception, the second-longest streak in franchise history. **Kelce** ranks second in franchise history with 712 career receptions. Both marks are behind Gonzalez 131 and 916, respectively.



CHIEFS ALL-TIME IN SEASON OPENERS

Kansas City owns a 36-27 (.571) record in season openers. Kansas City's highest score in an opening contest is 59 points, when the Chiefs defeated the Broncos 59-7 in Denver on Sept. 7, 1963. That game just so happened to be the club's first-ever season opener as the Chiefs (first year in Kansas City after the team moved from Dallas).

The Chiefs are 119-86-2 in the month of September.

<u>Date</u>	<u>Opponent</u>	<u>Score</u>
Sept. 11, 2022	at Arizona Cardinals	W, 44-21
Sept. 12, 2021	CLEVELAND BROWNS	W, 33-29
Sept. 10, 2020	HOUSTON TEXANS	W, 34-20
Sept. 8, 2019	at Jacksonville Jaguars	W, 31-21
Sept. 9, 2018	at Los Angeles Chargers	W, 38-28
Sept. 7, 2017	at New England	W, 42-27
Sept. 11, 2016	SAN DIEGO CHARGERS	W, 33-27
Sept. 13, 2015	at Houston Texans	W, 27-20
Sept. 7, 2014	TENNESSEE TITANS	L, 10-26
Sept. 8, 2013	at Jacksonville Jaguars	W, 28-2
Sept. 9, 2012	ATLANTA FALCONS	L, 24-40
Sept. 11, 2011	BUFFALO BILLS	L, 7-41
Sept. 13, 2010	SAN DIEGO CHARGERS	W, 21-14
Sept. 13, 2009	at Baltimore Ravens	L, 24-38
Sept. 7, 2008	at New England Patriots	L, 10-17
Sept. 9, 2007	at Houston Texans	L, 3-20
Sept. 10, 2006	CINCINNATI BENGALS	L, 10-23
Sept. 11, 2005	N.Y. JETS	W, 27-7
Sept. 12, 2004	at Denver Broncos	L, 24-34
Sept. 7, 2003	SAN DIEGO CHARGERS	W, 27-14
Sept. 8, 2002	at Cleveland Browns	W, 40-39
Sept. 9, 2001	OAKLAND RAIDERS	L, 24-27
Sept. 3, 2000	INDIANAPOLIS COLTS	L, 14-27
Sept. 12, 1999	at Chicago Bears	L, 17-20
Sept. 6, 1998	OAKLAND RAIDERS	W, 28-8
Aug. 31, 1997	at Denver Broncos	L, 3-19
Sept. 1, 1996	at Houston Texans	W, 20-19
Sept. 3, 1995	at Seattle Seahawks	W, 34-10
Sept. 4, 1994	at New Orleans Saints	W, 30-17
Sept. 5, 1993	at Tampa Bay Buccaneers	W, 27-3
Sept. 6, 1992	at San Diego Chargers	W, 24-10
Sept. 1, 1991	ATLANTA FALCONS	W, 14-3
Sept. 9, 1990	MINNESOTA VIKINGS	W, 24-21
Sept. 10, 1989	at Denver Broncos	L, 20-34
Sept. 4, 1988	CLEVELAND BROWNS	L, 3-6
Sept. 13, 1987	SAN DIEGO CHARGERS	W, 20-13
Sept. 7, 1986	CINCINNATI BENGALS	W, 24-14
Sept. 8, 1985	at New Orleans Saints	W, 47-27
Sept. 2, 1984	at Pittsburgh Steelers	W, 37-27
Sept. 4, 1983	SEATTLE SEAHAWKS	W, 17-13
Sept. 12, 1982	at Buffalo Bills	L, 9-14
Sept. 6, 1981	at Pittsburgh Steelers	W, 37-33
Sept. 7, 1980	OAKLAND RAIDERS	L, 14-27
Sept. 2, 1979	BALTIMORE RAVENS	W, 14-0
Sept. 3, 1978	at Cincinnati Bengals	W, 24-23
Sept. 18, 1977	at New England Patriots	L, 17-21
Sept. 12, 1976	SAN DIEGO CHARGERS	L, 16-30
Sept. 21, 1975	at Denver Broncos	L, 33-37
Sept. 15, 1974	N.Y. JETS	W, 24-16
Sept. 16, 1973	L.A. RAMS	L, 13-23
Sept. 17, 1972	MIAMI DOLPHINS	L, 10-20
Sept. 19, 1971	at San Diego Chargers	L, 14-21
Sept. 20, 1970	at Minnesota Vikings	L, 10-27
Sept. 14, 1969	at San Diego Chargers	W, 27-9
Sept. 10, 1968	at Houston Oilers	W, 26-21
Sept. 9, 1967	at Houston Oilers	W, 25-20
Sept. 11, 1966	at Buffalo Bills	W, 42-20
Sept. 12, 1965	at Oakland Raiders	L, 10-37
Sept. 13, 1964	at Buffalo Bills	L, 17-34
Sept. 7, 1963	at Denver Broncos	W, 59-7
Sept. 8, 1962	BOSTON PATRIOTS	W, 42-28
Sept. 10, 1961	SAN DIEGO CHARGERS	L, 10-26
Sept. 10, 1960	L.A. CHARGERS	L, 20-21

BY THE NUMBERS

4

Super Bowl Appearances

8

AFL/AFC Championship Appearances

12

AFC West Championships

508

Regular Season Franchise Wins

13

Pro Football Hall of Famers

51

Chiefs Hall of Famers

236

Number of Chiefs wins vs. AFC West opponents, the most of any other AFC West team in intra-division affairs (reg. and postseason combined)

10

Retired Chiefs numbers

63

The club is in its 63rd season of existence

82,893

Largest crowd (regular season)

142.2

Decibel level at GEHA Field at Arrowhead

253

Games won by Head Coach Andy Reid

25.6

Average Age of the Current Chiefs Roster

5

Walter Payton Man of the Year Recipients

51

Seasons at GEHA Field at Arrowhead Stadium

CHIEFS 2022 SCHEDULE

PRESEASON SCHEDULE

Date	Opponent	Time	Results
Saturday, Aug. 13	at Chicago Bears	12:00 p.m.	L, 14-19
Saturday, Aug. 20	Washington Commanders	3:00 p.m.	W, 24-14
Thursday, Aug. 25	Green Bay Packers	7:00 p.m.	W, 17-10

REGULAR SEASON SCHEDULE

Date	Opponent	Time	Result
Sunday, Sept. 11	at Arizona Cardinals	3:25 p.m.	W, 44-21
Thursday, Sept. 15	Los Angeles Chargers	7:15 p.m.	PRIME
Sunday, Sept. 25	at Indianapolis Colts	12:00 p.m.	CBS
Sunday, Oct. 2	at Tampa Bay Buccaneers	7:20 p.m.	NBC
Monday, Oct. 10	Las Vegas Raiders	7:15 p.m.	ESPN
Sunday, Oct. 16	Buffalo Bills	3:25 p.m.	CBS
Sunday, Oct. 23	at San Francisco 49ers	3:25 p.m.	FOX
Sunday, Oct. 30	BYE WEEK	-----	----
Sunday, Nov. 6	Tennessee Titans	7:20 p.m.	NBC
Sunday, Nov. 13	Jacksonville Jaguars	12:00 p.m.	CBS
Sunday, Nov. 20	at Los Angeles Chargers	3:25 p.m.	CBS
Sunday, Nov. 27	Los Angeles Rams	3:25 p.m.	FOX
Sunday, Dec. 4	at Cincinnati Bengals	3:25 p.m.	CBS
Sunday, Dec. 11	at Denver Broncos	7:20 p.m.	NBC
Sunday, Dec. 18	at Houston Texans	12:00 p.m.	CBS
Saturday, Dec. 24	Seattle Seahawks	12:00 p.m.	FOX
Sunday, Jan. 1	Denver Broncos	12:00 p.m.	CBS
Sat/Sun, Jan. 7 or 8	at Las Vegas Raiders	TBD	TBD

Home games in bold; all kickoffs are Central Time.



CHIEFS ALL-TIME VS. AFC WEST OPPONENTS

OVERALL (REG. SEASON)

Team	Record	Pct.	Longest Win Streak
Denver	69-54-0	.561	13 (2015-Current)
LA Chargers	65-57-1	.533	9 (2014-2018)
Las Vegas	68-53-2	.561	9 (2003-2007)

AT HOME (REG. SEASON)

Team	Record	Pct.	Longest Win Streak
Denver	42-19-0	.689	14 (1960-1973)
LA Chargers	36-26-0	.581	7 (1997-2003)
Las Vegas	36-25-1	.589	10 (1989-1998)

ON THE ROAD (REG. SEASON)

Team	Record	Pct.	Longest Win Streak
Denver	27-35-0	.435	7 (2015-Current)
LA Chargers	29-31-1	.484	8 (2014-Current)
Las Vegas	32-28-1	.533	7 (2003-2009)

2022 AFC WEST STANDINGS

Team	W	L	Pct.	PF	PA	Streak
Kansas City Chiefs	1	0	1.000	44	21	Won 1
Los Angeles Chargers	1	0	1.000	24	19	Won 1
Las Vegas Raiders	0	1	.000	19	24	Lost 1
Denver Broncos	0	0	.000	0	0	-----

CHIEFS 2021 SCHEDULE

PRESEASON SCHEDULE

Date	Opponent	Time	Results
Saturday, Aug. 14	at San Francisco 49ers	7:30 p.m.	W, 19-16
Friday, Aug. 20	at Arizona Cardinals	7:00 p.m.	W, 17-10
Friday, Aug. 27	Minnesota Vikings	7:00 p.m.	W, 28-25

REGULAR SEASON SCHEDULE

Date	Opponent	Time	Result
Sunday, Sept. 12	Cleveland Browns	3:25 p.m.	W, 33-29
Sunday, Sept. 19	at Baltimore Ravens	7:20 p.m.	L, 35-36
Sunday, Sept. 26	Los Angeles Chargers	12:00 p.m.	L, 24-30
Sunday, Oct. 3	at Philadelphia Eagles	12:00 p.m.	W, 42-30
Sunday, Oct. 10	Buffalo Bills	7:20 p.m.	L, 20-38
Sunday, Oct. 17	at Washington FT	12:00 p.m.	W, 31-13
Sunday, Oct. 24	at Tennessee Titans	12:00 p.m.	L, 3-27
Monday, Nov. 1	New York Giants	7:15 p.m.	W, 20-17
Sunday, Nov. 7	Green Bay Packers	3:25 p.m.	W, 13-7
Sunday, Nov. 14	at Las Vegas Raiders	7:20 p.m.	W, 41-14
Sunday, Nov. 21	Dallas Cowboys	3:25 p.m.	W, 19-9
Sunday, Nov. 28	BYE WEEK	----	----
Sunday, Dec. 5	Denver Broncos	7:20 p.m.	W, 22-9
Sunday, Dec. 12	Las Vegas Raiders	12:00 p.m.	W, 48-9
Thursday, Dec. 16	at Los Angeles Chargers	7:20 p.m.	W, 34-28
Sunday, Dec. 26	Pittsburgh Steelers	3:25 p.m.	W, 36-10
Sunday, Jan. 2	at Cincinnati Bengals	12:00 p.m.	L, 31-34
Saturday, Jan. 8	at Denver Broncos	3:30 p.m.	W, 28-24
Sunday, Jan. 16	Pittsburgh Steelers (WC)	7:15 p.m.	W, 42-21
Sunday, Jan. 23	Buffalo Bills (DIV)	5:30 p.m.	W, 42-36
Sunday, Jan. 30	Cincinnati Bengals (AFC)	2:05 p.m.	L, 24-27

Home games in bold; all kickoffs are Central Time.



2022 CHIEFS OFFENSIVE RANKINGS

Category	NFL Rank	Value
10-Play Drives	T-4th	2 drives
1st and Goal Inside 5 Drives	T-1st	4 drives
1st and Goal Inside 5 Yard Giveaways	T-1st	0 giveaways
1st and Goal Inside 5 TD Efficiency	T-1st	100.0%
2nd Down Conversion Pct.	2nd	52.4%
3 and Out Pct.	T-1st	0.0%
3rd Down Conversion Pct.	4th	62.5%
3rd and 10+ Yard Conversion Pct.	T-2nd	50.0%
3rd and > 6 Yard Conversion Pct.	T-2nd	66.7%
3rd and < 4 Yard Conversion Pct.	6th	75.0%
4th Down Conversion Pct.	T-1st	100.0%
4th and < 4 Yard Conversion Pct.	T-1st	100.0%
Avg. Margin of Victory	1st	23.0 points
Avg. Starting Position After Kickoff	5th	26.0 yard line
5 Minute Drives	T-1st	3 drives
Points on First Off. Poss. of 2nd Half	T-1st	7 points
Points on First Offensive Possession	T-1st	7 points
Completions of 20+ Yards	T-5th	5 completions
Field Goal Percentage	T-1st	100.0%
First Downs Made	T-1st	33 first downs
Giveaway Points Allowed	T-1st	0 points
Total Giveaways	T-8th	1 giveaway
Goal-to-Go Drives	T-1st	5 drives
Goal-to-Go Giveaways	T-1st	0 giveaways
Goal-to-Go Touchdown Efficiency	T-1st	100.0%
Inside 30 Passer Rating	2nd	133.2 rating
Inside 30 Touchdown Efficiency	T-1st	100.0%
Kickoff Return Avg.	7th	22.5 yards
Kickoff Returns of 20+ Yards Pct.	T-1st	100.0%
Miscellaneous Touchdown Scored	T-4th	0 touchdowns
Net Passing Yards per Game	1st	360.0 yards
Offensive Points Scored	1st	44 points
Offensive Scoring Efficiency	1st	70.0%
Opp. Fumble Returns of 20+ Yards	T-1st	0 returns
Opp. Interception Returns of 20+ Yards	T-1st	0 returns
Overall Passer Rating	1st	144.2 rating
Yards Per Game	2nd	488.0 yards
Passing First Downs Made	T-1st	22 first downs
Penalties Accepted Against	T-2nd	3 penalties
Plays of 10+ Yards	T-2nd	19 plays
Plays of 20+ Yards	T-3rd	6 plays
Gross Punting Avg.	3rd	54.0 yards
Drives With Points on <4 Plays	T-8th	0 drives
Red Zone Drives	1st	6 drives
Red Zone Giveaways	T-1st	0 giveaways
Red Zone Touchdown Efficiency	T-1st	100.0%
Red Zone Successful Play Pct.	2nd	78.6%
Avg. Rushes and Completions	T-4th	57.0 advances
Avg. Rushing Offense on 2nd Down	8th	6.43 yards
Rushing Plays of 10+ Yards	T-8th	5 rushes
Rushing Plays of 20+ Yards	T-6th	1 rush
Rushing Plays of 50+ Yards	T-4th	0 rushes
Total Points Scored	1st	44 points
Scoring Differential	1st	+23 points
Offensive Touchdowns	1st	6 touchdowns
Drives Starting Inside Opp. 20-Yd Line	T-4th	0 drives
Successful Play Percentage	1st	64.1%
Avg. Time of Possession	3rd	34:42
Times Sacked	T-1st	0 sacks
Points Per Game	1st	44.0 points
Total Points Scored (Past 8 Games)	1st	44 points
Touchdown Drives	1st	6 drives
Two-Point Conversion Pct.	T-4th	3 points
Yards Per Game	2nd	488.0 yards
Yards Per Play	1st	7.39 yards
Yards Per Play Inside the 30	5th	5.43 yards
Yards Per Play In Red Zone	4th	4.64 yards

2022 CHIEFS DEFENSIVE RANKINGS

Category	NFL Rank	Value
1st and Goal Inside 5 Takeaways	T-1st	0 takeaways
Opp. Pts. on First Poss. of 2nd Half	T-1st	0 points
Opp. Pts. on First Poss. of Game	T-1st	0 points
Opp. Possessions	T-8th	11 possessions
Fumble Returns of 20+ Yards	T-2nd	0 returns
Goal-to-Go Takeaways	T-1st	0 takeaways
Interception Returns of 20+ Yards	T-8th	0 returns
Miscellaneous Touchdowns Allowed	T-1st	0 touchdowns
Opp. Avg. Start Field Position - Away	10th	29.7 yard line
Opp. Two-Point Conversion Percentage	T-3rd	50.0%
Opp. 1st and Goal in the 5 TD Effc.	T-7th	100.0%
Opp. 3rd Down Percentage	T-6th	27.3%
Opp. 3rd and 4th and 1 Conv. Pct.	T-5th	50.0%
Opp. 3rd and 1 Conversion Pct.	T-7th	50.0%
Opp. 3rd and 10+ Yard Conversion Pct.	T-1st	0.0%
Opp. 3rd and 4-6 Yard Conversion Pct.	T-6th	20.0%
Opp. 3rd and <4 Yard Conversion Pct.	T-6th	33.3%
Opp. 4th and <4 Yard Conversion Pct.	T-8th	66.7%
Opp. Avg. Yards to Go on 2nd Down	9th	8.29 yards
Opp. Completions of 20+ Yards	T-10th	3 completions
Opp. Rushing Plays of 50+ Yards	T-1st	0 rushes
Opp. Rush Pct. of 4+ Yds on 1st Down	6th	35.7%
Opp. Pts. Scored Outside the Red Zone	T-1st	0 points
Opp. Avg. Yards Per Down	6th	4.48 yards
Opp. 1st Down Plays of 4+ Yards	6th	42.3%
Opp. Avg. 1st Down Yardage Gained	4th	3.23
Opp. 1st and Goal Drive Inside the 5	T-1st	1 drive
Opp. 3 and Out Percentage	T-7th	27.3%
Opp. 3rd Down Conversion Pct.	4th	23.1%
Opp. First Downs	T-8th	18 first downs
Opp. Kickoff Touchback Percentage	T-6th	50.0%
Opp. Net Passing Yards Per Game	6th	179.0 yards
Opp. Plays of 10+ Yards	T-9th	11 plays
Opp. Punt Return Average	1st	-1.0 yards
Opp. Points on Drives < Than 4 Plays	T-1st	0 drives
Opp. Touchdown Efficiency	T-8th	27.3%
Opp. Time of Possession	3rd	25:18
Opp. Yards Per Game	8th	282.0 yards
Opp. Yards Per Play	6th	4.48 yards
Opp. Points on Poss. After Turnovers	T-1st	0 points
Red Zone Takeaways	T-4th	0 takeaways
Avg. Rushing Defense on 1st Down	7th	3.31 yards
Quarterback Sacks	T-9th	3.0 sacks
Opp. Drives Starting Inside KC 20	T-1st	0 drives
Points Allowed in Two Minute Defense	T-1st	0 points



HONORING A LEGEND: PRO FOOTBALL HALL OF FAME QB AND KANSAS CITY ICON LEN DAWSON



The Kansas City Chiefs and the Kansas City community lost a franchise legend and a community icon on Wednesday, August 24 with the passing of Pro Football Hall of Fame quarterback and broadcaster Len Dawson.

"My family and I are heartbroken. Len Dawson is synonymous with the Kansas City Chiefs. Len embraced and came to embody Kansas City and the people that call it home. You would be hard-pressed to find a player who had a bigger impact in shaping the

organization as we know it today than Len Dawson did," Chiefs Chairman and CEO Clark Hunt said on the morning of Dawson's passing. "I admired Len my entire life – first as a Hall of Fame player on the field, and later as he transitioned into a successful broadcasting career. Throughout his remarkable career, Len made it a priority to give back to the community that he loved. The franchise has lost a true legend. Our thoughts and prayers go out to Linda and his family."

Dawson was the heart and soul of the Dallas Texans/Kansas City Chiefs franchise during his illustrious 14-year Chiefs career, helping make the franchise one of professional football's premier teams while becoming one of the game's elite passers.

Under the leadership of PFHOF Head Coach Hank Stram, who brought Dawson to the Texans/Chiefs franchise in 1962, Dawson's Chiefs were perennial contenders and won American Football League Championships in 1962, 1966 and 1969. He earned the Most Valuable Player award for Super Bowl IV when he directed Kansas City to a 23-7 win over the heavily favored Minnesota Vikings. Dawson won the AFL passing title four times and still holds the franchise's career records for pass attempts (3,696), completions (2,115), passing yards (28,507) and touchdowns (237).

He was named to six AFL All-Star teams and one Pro Bowl squad, and also earned AFL Player of the Year honors for the 1962 season. Dawson started 158 regular season games for Kansas City, the most of any quarterback in franchise history. He led the AFL in passing four different seasons (1962, 1964, 1966 and 1968), pacing the AFL in completion percentage eight times, including a string of six-straight seasons from 1964-69.

Dawson was recognized as the 1973 NFL Man of the Year, one of five Chiefs players to ever earn the honor. He retired from professional football on May 1, 1976. He was enshrined into the Chiefs Hall of Fame in 1979 and was immortalized at the Pro Football Hall of Fame in Canton, Ohio, in 1987. He was also enshrined in the Missouri Sports Hall of Fame in 1994 and the Purdue Intercollegiate Athletics Hall of Fame in 1996.

Dawson enjoyed an equally legendary broadcasting career that began during his playing days. In 1966 he served as a sports anchor with KMBC Radio and as sports director for KMBC-TV while serving as the club's signal caller. Following his retirement from professional football after the 1975 season, Dawson joined NBC and served as a color analyst on NFL games until 1982. He then joined the Chiefs Radio Network as a color commentator in 1984, serving on the team's radio crew for 35 years. While working NFL games for NBC, Dawson embarked on what would become a 24-year run that spanned four decades (1977-2001) as the host of HBO's popular "Inside the NFL," cable television's longest-running series and the first NFL-related program to air on cable.

For his contributions to broadcasting, Dawson was elected to the Pro Football Hall of Fame as the recipient of the Hall's Pete Rozelle Radio-Television Award in 2012. He became just the third individual in professional football history to be inducted into the Pro Football Hall of Fame as both a player and a broadcaster, joining Dan Dierdorf and Frank Gifford.

In 2014, Dawson was honored with the Lamar Hunt Award for Professional Football at the 44th Annual NFL 101 Awards, recognizing his contributions both on and off the field that helped shape the National Football League into the preeminent professional sports league in America. In 2017, the club renamed the television broadcast booth inside GEHA Field at Arrowhead Stadium the Len Dawson Broadcast Booth in honor of Dawson's accomplishments both on the field and as a broadcaster.

Dawson began his professional career as a first-round draft pick of the NFL's Pittsburgh Steelers in 1957. He went on to land with Cleveland in 1960 but was cut by the Browns prior to the 1962 season, at which point he was signed by the Dallas Texans as a free agent on July 2, 1962. In total he spent 19 years as a quarterback in the NFL/AFL.

The Alliance, Ohio, native attended Purdue University where he was a three-year starter at quarterback for the Boilermakers (1954-56) and ended his career as the university's leader in career passing yards and touchdown passes.



HONORING A LEGEND: PRO FOOTBALL HALL OF FAME QB AND KANSAS CITY ICON LEN DAWSON



To honor the life and legacy of Dawson, the club held a moment of silence inside GEHA Field at Arrowhead Stadium prior to kickoff of the club's final preseason game against the Green Bay Packers.



The team debuted a "16" helmet sticker to be worn by all players throughout the 2022 season during the club's final preseason game vs. the Green Bay Packers, the day after Dawson's passing. It marks just the second time in franchise history that the club's helmets will be adorned with a sticker bearing the number of a former player for an entire season. The first such instance was in the 2000 season following the tragic passing of LB Derrick Thomas.



On the club's first offensive possession of the game, the Chiefs offense, led by QB Patrick Mahomes, gathered in the familiar "Choir Huddle" formation, an iconic tradition of the Len Dawson-led Chiefs teams of the 1960s and 1970s. Mahomes took a delay of game penalty – which the Packers declined – before exiting the game. Referee Craig Wrolstad, in a nod to the late Dawson, announced the delay of game penalty on number 16 before announcing that the penalty had been declined.

FANS VISIT TRIBUTE INSIDE CHIEFS HALL OF HONOR AT GEHA FIELD AT ARROWHEAD STADIUM

The Hunt family and the Kansas City Chiefs opened the Chiefs Hall of Honor at GEHA Field at Arrowhead Stadium to the public on Thursday, September 1 to allow fans the ability to view a tribute commemorating the life and legacy of Len Dawson.

The tribute inside the Chiefs Hall of Honor was open to the public – free of charge – from 1 to 9 p.m. After exiting the Hall of Honor, guests had the opportunity to write their own personal memories of Len or messages for his family, as well as view a tribute video on the stadium's video boards prior to exiting the stadium.



2022 OFFSEASON NOTES

CHIEFS WR ADDITIONS

The Kansas City Chiefs made several additions to the wide receiver room through free agency. One of which being 6-foot-1 wide receiver **JuJu Smith-Schuster**. He joins the Chiefs after five NFL seasons with the Pittsburgh Steelers (2017-21). With the Steelers he played in 63 games (51 starts) recording 323 receptions for 3,855 yards and 26 touchdowns. He had 12 career games with 100-plus receiving yards. He started three playoff games with the Steelers.

"We're fired up to add JuJu to this offense," General Manager Brett Veach said. "He's a dynamic athlete and a proven play-maker in this league. He'll be an added threat to our offense, and I know our guys are excited to have him here. I'd like to thank his agent, Chafie Fields, and his team, as well as my staff for helping get this deal done. JuJu will be a great fit here in Chiefs Kingdom."

The 25-year-old receiver became the youngest player in league history, surpassing Pro Football Hall of Famer Randy Moss, to reach 2,500 career receiving yards early in his third season. Additionally he became the fourth-youngest player in NFL history to reach 3,000 career receiving yards and 20 career receiving TDs. When he reached this mark, Smith-Schuster passed Odell Beckham Jr.



Veteran **Marquez Valdes-Scantling** was another addition to the WR corps. The free agent was signed after spending his last four seasons with the Green Bay Packers.

Originally a fifth-round pick (No. 174 overall) in the 2018 NFL Draft, Valdes-Scantling was an active member of the Packers' offense throughout his time in Green Bay. He racked up 123 receptions during his tenure there, tallying 2,153 receiving yards and 13 total touchdowns.

His best season was in 2020, when Valdes-Scantling hauled in 33 grabs for 690 yards and six scores. He also led the NFL in yards-per-reception (20.9) that season.

Simply put, Valdes-Scantling has some wheels. In fact, according to Next Gen Stats, Valdes-Scantling reached the top speed of any wide receiver on a single play in 2021 when he topped out at 22.09 miles-per-hour during a 75-yard touchdown grab. It was the 14th time since 2018 that Valdes-Scantling was clocked at 20+ miles-per-hour.



BACKFIELD SUPPORT

The Kansas City Chiefs made an addition to the backfield through the signing of free agent **Ronald Jones II**. The Tampa Bay Buccaneers selected Jones with the No. 38 overall pick in the 2018 NFL Draft, making him the fifth tailback taken that year. He went on to appear in 55 total games for the Buccaneers – including 25 starts – while racking up 2,174 rushing yards and 19 total touchdowns in that span.

His best season was in 2020, when he rushed for 978 yards and seven scores as Tampa Bay's primary running back. He averaged 5.1 yards-per-carry that season, which ranked sixth among all eligible running backs.

He appeared in all 16 games for Tampa Bay in 2019, including nine starts, while breaking out with 724 rushing yards and six scores. Jones added 309 yards through the air, topping the 1,000-yard mark in terms of scrimmage yards for the first time as a professional. He then followed that up with his aforementioned strong year in 2020, recording 1,143 total yards from scrimmage.

CHIEFS BOLSTER DEFENSE

The Kansas City Chiefs added to the defense in the 2022 offseason. The Chiefs signed free agent S Justin Reid this offseason.

"We're very excited to add an impact player like Justin to our roster." Head Coach Andy Reid said. "He's young and has proven himself with consistent play-making ability over the last four years. On top of that, he's incredibly smart and physical. He'll be a strong addition to Coach Spagnuolo's defense."

Reid (6-1, 203) joins the Chiefs after four NFL seasons with the Houston Texans (2018-21). He's played in 57 games (53 starts) recording 304 tackles (220 solo), 11 tackles for loss, two forced fumbles and three fumble recoveries. Reid has seven career interceptions including one returned for a touchdown and 23 passes defended. He started three playoff games with the Texans.



The Kansas City Chiefs added to the pass rush by signing free agent **Carlos Dunlap** shortly after the start of training camp. The veteran spent part of the 2020 and all of the 2021 season with the Seattle Seahawks after spending nearly 11 seasons with Cincinnati.

The 33-year-old Dunlap appeared in all 17 games for Seattle last season, leading the team with 8.5 sacks. He was particularly effective down the stretch, recording seven of those sacks over the Seahawks' final six games. The 6-foot-6, 285-pound Dunlap didn't miss a single tackle on the season.

Dunlap recorded 35 pressures last season through 309 pass-rushing snaps (and 482 total snaps). Only two other players (Andrew Van Ginkel and Marcus Davenport) recorded more pressures with fewer pass-rush snaps last season. Dunlap recorded at least three pressures in seven games last year. Additionally, his six batted passes ranked third among all defensive ends in 2021.

2022 KANSAS CITY CHIEFS DRAFT CLASS

The Chiefs selected 10 players in the 2022 NFL Draft. Various experts have praised the Chiefs 2022 Draft Class. Chad Reuter of NFL.com and The Ringer's Danny Kelly also awarded the Chiefs grades of "A+." The 10 selections added depth and versatility to both sides of the ball. The Chiefs currently have nine of its 10 draft picks on the active roster, with one (Nazeeh Johnson) on the practice squad.

CB Trent McDuffie was taken in the first round by the Chiefs with the No. 21 overall pick. McDuffie yielded just 16 catches for an FBS-low 111 yards last season (min. 30 targets). He also allowed the fewest yards-per-target in the FBS (3.1) and didn't allow a touchdown in each of the last two seasons.

DE George Karlaftis was selected by the Kansas City Chiefs in the first rounds as the 30th pick overall. Karlaftis tallied 30.5 tackles-for-loss and 14.5 sacks during his 27 career games with Purdue. He was highly effective in the 2021 season recording 54 total pressures while playing at least 49 snaps in all but one game.

WR Sky Moore was picked up in the second round by Kansas City with the 54th overall pick. The former Western Michigan star hauled in 94 receptions for 1,291 yards and 10 touchdowns in 2021.

S Bryan Cook was selected in the second round with the No. 62 overall pick. The 6-foot-1, 206 pound Cook wraps up the ball-carrier when given the opportunity. He missed only seven tackles on 100 attempts last year, routinely coming out on top in one-on-one situations.

LB Leo Chenal was taken in the third round with the No. 103 overall pick. Chenal is one of the most athletic Chiefs LBs in quite a while. At 6-foot-3 and 250-pounds, he is among the most productive defenders in the nation last year, racking up 115 tackles, 18.5 tackles-for-loss, 8.0 sacks and two forced fumbles.

CB Joshua Williams was picked up in the fourth round as the No. 135 overall pick. Williams is the first player from an HBCU to be drafted since 2020, continuing the long standing history of HBCU's and the Chiefs. Williams tallied 24 passes defended over the course of his last 20 games.

OT Darian Kinnard was selected in the fifth round with the No. 145 overall pick. The former Kentucky player was the top tackle in the SEC last season and the Jacobs Blocking Trophy winner last year.

CB Jaylen Watson was the No. 243 overall pick taken in the seventh round. Watson earned All-Pac-12 Honorable Mention in each of his two seasons at Washington State.

RB Isiah Pacheco adds to the RB room as the No. 251 overall pick. Pacheco's speed impressed the Chiefs after he ran a 4.37 40-yard dash at the NFL Scouting Combine. Pacheco led Rutgers in rushing in each of the last three seasons.

DB Nazeeh Johnson was the No. 259 overall selection in this year's draft. Johnson joins the Chiefs after a five-year career at Marshall University. He started 44 games over the last four seasons, racking up 302 tackles, 26 passes defended, seven interceptions and five tackles-for-loss in that time.

CHIEFS HALL OF FAME INDUCTEE - KIMBLE ANDERS

Kansas City Chiefs Chairman and CEO Clark Hunt announced that former fullback Kimble Anders will be the 2022 inductee into the Chiefs Hall of Fame. Anders is the 51st individual and 47th player to earn this coveted honor. The official enshrinement ceremony into the Chiefs Hall of Fame will be held during Chiefs Legends Weekend at GEHA Field at Arrowhead Stadium this fall.

"My family and I are very excited to announce Kimble as this year's inductee into the Chiefs Hall of Fame," Chiefs Chairman and CEO Clark Hunt said. "Many times, the grunt work of a fullback is met with very little fanfare, but Kimble accumulated some truly remarkable stats during his career and was a key fixture in the team's offense for a decade. His durability, versatility and consistency as a rusher, receiver and blocker made him one of the most complete fullbacks of his era. Following his playing career, Kimble embarked on a coaching career that positively impacted youth here in Kansas City as well as in his hometown of Galveston, Texas. We are looking forward to celebrating Kimble's Hall of Fame induction at GEHA Field at Arrowhead Stadium this fall."



Anders spent his entire 10-year NFL career with the Kansas City Chiefs (1991-2000), appearing in 125 games with 94 starts. His 125 games played for the team are tied for the second most by a running back or fullback in franchise history. Anders was named to three-straight Pro Bowls following the 1995-97 seasons, becoming the first running back or fullback in franchise history to earn three consecutive trips to the NFL's annual all-star game.

He currently resides in the Galveston, Texas, area where he is actively involved in football and leadership camps throughout the year while pursuing his coaching career and investing in outside business ventures.



NEW TO THE KINGDOM

Since the beginning of 2022, the Kansas City Chiefs signed a number of players to bolster the roster heading into the regular season.

Pos.	Name	Last Team	How Acquired
DE	Carlos Dunlap	Seattle	Signed
DB	Deon Bush	Chicago	Signed
LB	Elijah Lee	Cleveland	Signed
T	Geron Christian Sr.	Houston	Signed
WR	JuJu Smith-Schuster	Pittsburgh	Signed
S	Justin Reid	Houston	Signed
WR	Justin Watson	Tampa Bay	Signed
WR	Marquez Valdes-Scantling	Green Bay	Signed
RB	Ronald Jones	Tampa Bay	Signed



HEAD COACH ANDY REID NOTES



REID CAREER HIGHLIGHTS

- Career record of 234-135-1 in the regular season, as well as a 19-16 postseason record. Reid's 253 combined wins rank fifth-most in NFL history and second among active coaches in regular season and postseason wins. He has defeated all 32 NFL teams as a head coach. His 104 reg. season wins in his first ten seasons with KC are more than any other head coach in franchise history (146 games). Reid owns a .634 regular season winning percentage.

- The Chiefs have won six-straight AFC West titles (2016-21) for the first time in franchise history. Kansas City earned the No. 1 seed in the AFC in the 2018 season, and defeated the Colts to advance to the AFC Championship game. In 2019, as the No. 2 seed, the Chiefs defeated the Texans, 51-31 to advance and host the AFC title game for the second year in a row for the first time in franchise history. KC defeated the Titans to advance to Super Bowl LIV. The Chiefs defeated the 49ers in Super Bowl LIV for Reid's first Super Bowl victory as a head coach and KC's first SB victory in 50 years. Once again, KC earned the number one seed in 2020, finishing with a franchise-best 14-2 record. The Chiefs defeated Buffalo to advance to the AFC Championship game, with Reid becoming the first to coach in four-straight home AFC Championship Games.

- The Chiefs finished 12-4 in 2016, earning the number two seed and a first-round bye in the playoffs. Reid guided Kansas City to its first playoff win in 22 years in 2015. The club finished 11-5 after a 1-5 start, the greatest turnaround in a single season in NFL history. The 2013 Chiefs, led by Head Coach Andy Reid, orchestrated the greatest single-season turnaround in franchise history after an 11-5 finish. In 2012, the team finished 2-14, a +9 turnaround in his first season with the club. During Reid's 14 seasons in Philadelphia, his teams made the postseason nine times, which ranked third in the NFL behind Indianapolis' 12 and New England's 10.

- Including his time as an assistant coach, Reid's teams have now made 23 playoff appearances, as well as five Super Bowl appearances after playing in a combined eight NFC Championships and four AFC Championships. He won Super Bowl XXXI as an assistant in Green Bay and Super Bowl LIV as the head coach in Kansas City. Reid owns three NFC titles, two AFC titles and 15 division titles in his career dating back to his days as an assistant. He mentored Hall of Fame quarterback Brett Favre while with the Packers along with QB Donovan McNabb with the Eagles.

REID VIA THE NFL DRAFT - HIS 1ST ROUND PICKS

Chiefs Head Coach Andy Reid has made 19 first-round selections as a head coach in the NFL.

Yr.	No. (Overall)	Selection (School)
1999	2	QB Donovan McNabb (Syracuse)
2000	6	DT Corey Simon (Florida State)
2001	25	WR Freddie Mitchell (UCLA)
2002	26	CB Lito Sheppard (Florida)
2003	15	DE Jerome McDougale (Miami)
2004	16	T Shawn Andrews (Arkansas)
2005	31	DT Mike Patterson (Southern California)
2006	14	DT Brodrick Bunkley (Florida State)
2007	--	No First-Round Selection
2008	--	No First-Round Selection
2009	19	WR Jeremy Maclin (Missouri)
2010	13	DE Brandon Graham (Michigan)
2011	21	G Danny Watkins (Baylor)
2012	12	DT Fletcher Cox (Mississippi State)
2013 (KC)	1	T Eric Fisher (Central Michigan)
2014	23	LB Dee Ford (Auburn)
2015	18	CB Marcus Peters (Washington)
2016	--	No First-Round Selection
2017	10	QB Patrick Mahomes (Texas Tech)
2018	--	No First-Round Selection
2019	--	No First-Round Selection
2020	32	RB Clyde Edwards-Helaire (LSU)
2021	--	No First-Round Selection
2022	21	Trent McDuffie (Washington)
2022	30	George Karlaftis (Purdue)

REID'S COACHING TREE

Throughout his time in the NFL, Andy Reid has constructed quality coaching staffs to assist him. A number of those assistants have since gone on to head coaching responsibilities for other NFL franchises. Below is a list of notable coaches who have come from Andy Reid's staffs.

Coach	Team	Years	Position/Former Position
John Harbaugh	BAL	2008-present	Head Coach
Sean McDermott	BUF	2017-present	Head Coach
Matt Nagy	KC	2018-2021	Former CHI HC
Ron Rivera	WAS	2020-present	Head Coach
David Culley	HOU	2021	Former HOU HC
Brad Childress	CHI	2018-2019	Former MIN HC
Leslie Frazier	BUF	2018-present	Former MIN HC
Steve Spagnuolo	KC	2019-present	Former STL HC
Todd Bowles	TB	2019-present	Head Coach
Pat Shurmur	DEN	Hired in 2020	Former NYG HC
Doug Pederson	JAX	2022	Head Coach

ANDY REID'S HEAD COACHING RECORD

Year	Reg. Season	Pct.	Postseason	Overall	Result
1999	5-11	.313	0-0	5-11	5th in NFC East
2000	11-5	.688	1-1	12-6	2nd in NFC East; reached divisional playoffs
2001	11-5	.688	2-1	13-6	1st in NFC East; reached NFC Championship Game
2002	12-4	.750	1-1	13-5	1st in NFC East; reached NFC Championship Game
2003	12-4	.750	1-1	13-5	1st in NFC East; reached NFC Championship Game
2004	13-3	.813	2-1	15-4	1st in NFC East; reached Super Bowl XXXIX
2005	6-10	.375	0-0	6-10	4th in NFC East
2006	10-6	.625	1-1	11-7	1st in NFC East; reached divisional playoffs
2007	8-8	.500	0-0	8-8	4th in NFC East
2008	9-6-1	.594	2-1	11-7-1	2nd in NFC East; reached NFC Championship Game
2009	11-5	.688	0-1	11-6	2nd in NFC East; reached wild card round
2010	10-6	.625	0-1	10-7	1st in NFC East; reached wild card round
2011	8-8	.500	0-0	8-8	2nd in NFC East
2012	4-12	.250	0-0	4-12	4th in NFC East
2013	11-5	.688	0-1	11-6	2nd in AFC West; reached wild card round
2014	9-7	.563	0-0	9-7	2nd in AFC West
2015	11-5	.688	1-1	12-6	2nd in AFC West; reached divisional playoffs
2016	12-4	.750	0-1	12-5	1st in AFC West; reached divisional playoffs
2017	10-6	.625	0-1	10-7	1st in AFC West; reached wild card round
2018	12-4	.750	1-1	13-5	1st in AFC West; reached AFC Championship Game
2019	12-4	.750	3-0	15-4	1st in AFC West; Super Bowl LIV Champions
2020	14-2	.875	2-1	16-3	1st in AFC West; Reached Super Bowl LV
2021	12-5	.706	2-1	14-6	1st in AFC West; Reached AFC Championship Game
2022	1-0	1.000	0-0	1-0	TBD
TOTALS	234-135-1	.634	19-16	253-151-1	17 Playoff Berths, 13 Div. Titles, 1 NFC Title, 2 AFC Titles, 1 SB

REID AS A HEAD COACH VS. THE NFL

Below is Chiefs Head Coach Andy Reid's record against the NFL as a head coach. He is 234-135-1 in the regular season, as well as 19-16 in the post-season. Reid has 253 total career wins as a head coach.

Opponent	Reg. Season	Postseason	Total
vs. Denver Broncos	14-6	0-0	14-6
vs. Kansas City Chiefs	3-0	0-0	3-0
vs. Las Vegas Raiders	16-5	0-0	16-5
vs. Los Angeles Chargers	15-6	0-0	15-6
vs. AFC West	48-17	0-0	48-17
vs. Baltimore Ravens	6-2	0-0	6-2
vs. Cincinnati Bengals	2-4-1	0-1	2-5-1
vs. Cleveland Browns	8-0	1-0	9-0
vs. Pittsburgh Steelers	5-5	1-1	6-6
vs. AFC North	21-11-1	2-2	23-13-1
vs. Houston Texans	7-2	2-0	9-2
vs. Indianapolis Colts	2-5	1-1	3-6
vs. Jacksonville Jaguars	5-2	0-0	5-2
vs. Tennessee Titans	1-8	1-1	2-9
vs. AFC South	15-17	4-2	19-19
vs. Buffalo Bills	6-4	2-0	8-4
vs. Miami Dolphins	6-1	0-0	6-1
vs. New England Patriots	5-4	0-3	5-7
vs. New York Jets	6-1	0-0	6-1
vs. AFC East	23-10	2-3	25-13
vs. Dallas Cowboys	19-12	0-1	19-13
vs. New York Giants	17-14	2-1	19-15
vs. Washington Football Tm.	20-11	0-0	20-11
vs. Philadelphia Eagles	3-0	0-0	3-0
vs. NFC East	59-37	2-2	61-39
vs. Arizona Cardinals	7-7	0-1	7-8
vs. San Francisco 49ers	7-4	1-0	8-4
vs. Seattle Seahawks	4-4	0-0	4-4
vs. Los Angeles Rams	6-3	0-1	6-4
vs. NFC West	24-18	1-2	25-20
vs. Atlanta Falcons	8-3	2-0	10-3
vs. Carolina Panthers	6-2	0-1	6-3
vs. Tampa Bay Buccaneers	5-4	2-2	7-6
vs. New Orleans Saints	5-3	0-1	5-4
vs. NFC South	24-12	4-4	28-16
vs. Chicago Bears	6-5	1-0	7-5
vs. Detroit Lions	5-1	0-0	5-1
vs. Green Bay Packers	5-5	1-1	6-6
vs. Minnesota Vikings	4-2	2-0	6-2
vs. NFC North	20-13	4-1	24-14

MOST OVERALL WINS; ACTIVE NFL HEAD COACHES

Andy Reid is one of four active NFL head coaches with over 150 victories. He has 253 overall wins and is one of five active coaches with 10 or more postseason victories (John Harbaugh has 11 and Mike McCarthy has 10).

Rk.	Coach	Reg.	Post	Total
1.	Bill Belichick, NE/CLE	290	31	321
2.	Andy Reid, KC/PHI	234	19	253
3.	Pete Carroll, SEA/NYJ/NE	152	11	163
4.	Mike Tomlin, PIT	154	8	162

Reid defeated the Tennessee Titans in 2013, giving him wins against all 32 NFL teams. He became only the sixth head coach in NFL history to accomplish that feat. Below is a look at all the coaches who have done it.

Bill Belichick (NE)
Tony Dungy (Retired)
Mike Shanahan (Retired)

Bill Parcells (Retired)
Andy Reid (KC)
John Fox (Retired)

HEAD COACHES ALL-TIME WINS CHART

Rk.	Head Coach	Win Total
1.	Don Shula	347
2.	George Halas	324
3.	Bill Belichick	321
4.	Tom Landry	270
5.	Andy Reid	253
6.	Curly Lambeau	229
7.	Chuck Noll	209
8.	Marty Schottenheimer	205
9.	Dan Reeves	201
10.	Chuck Knox	193
11.	Bill Parcells	183
12.	Tom Coughlin	182
13t.	Jeff Fisher	178
	Mike Shanahan	178
15.	Mike Holmgren	174
16.	Joe Gibbs	171
17.	Paul Brown	170
18.	Bud Grant	168
19.	Pete Carroll	163
20.	Mike Tomlin	162
21t.	Bill Cowher	161
	Sean Payton	161
23.	Marv Levy	154
24.	Steve Owen	155
25.	Tony Dungy	148

- Playoffs Included

* Bold Denotes Active NFL Coaches



HEAD COACH ANDY REID'S RECORD WHEN...

- Scoring on opening drive: 113-34
- Scoring first: 152-47
- Leading at half: 188-33
- Leading after three quarters: 188-31
- Winning time of possession: 145-42-1
- Winning turnover battle: 146-31
- Out-rushing opponent: 141-52-1
- Out-passing opponent: 143-59-1
- Out-gaining opponent: 161-47-1
- 40%+ 3rd down conversions: 133-46
- 50%+ 3rd down conversions: 86-21
- Not throwing an INT: 137-47
- Having a 300-yard passer: 62-31-1
- Having a 100+ yard rusher: 61-30
- Having a 100+ yard receiver: 91-38
- Having two 100+ yard receivers: 14-16
- Having no turnovers: 71-30
- Scoring 20+ points: 202-51
- Scoring 30+ points: 110-18
- Rushing for 150+ yards: 63-26
- Having 20+ first downs: 150-55
- Not allowing a sack: 28-22
- Allowing two or fewer sacks: 159-62-1
- Recording 2+ INTs: 85-29
- Recording 3+ turnovers: 82-25
- Opp. less than 40% on 3rd down: 168-57-1
- Opp. less than 30% on 3rd down: 102-26-1
- Scoring a defensive TD: 56-20
- Recording 3+ sacks: 131-38-1
- Recording 5+ sacks: 49-16-1
- Allowing 17 or fewer points: 150-30-1
- Not allowing a 100-yard rusher: 193-93-1
- Not allowing a 100-yard receiver: 163-88
- Not allowing a 300-yard passer: 204-97-1
- Not allowing a rushing TD: 153-51-1
- Not allowing a passing TD: 65-27
- Not allowing an offensive TD: 37-13
- Having a KR or PR TD: 19-16

THE BEST IN CHIEFS HISTORY

Entering his 10th season as head coach in Kansas City, Andy Reid is the club's second-longest tenured head coach trailing only Pro Football Hall of Fame Coach Hank Stram (15 years) and tied with Marty Schottenheimer (10 years). In his first nine seasons as Head Coach of the Chiefs, Reid has coached the team to a 104-42 record in 145 regular season games. His 71.0 winning percentage is the top mark in franchise history for any coach in his first nine seasons leading the club. Marty Schottenheimer is second on that list, leading his Chiefs teams to a 94-49-1 (65.6%) record in his first nine seasons. In Reid's 146 total games with the Chiefs, he has registered a 54-19 (74.0%) record at home and a 50-23 (68.5%) record on the road.

MOST REGULAR SEASON WINS, FIRST 9 YEARS WITH CHIEFS

Rk.	Name	Yr.1	Yr.2	Yr.3	Yr.4	Yr.5	Yr.6	Yr.7	Yr.8	Yr.9	Tot. Rec.	Pct.
1.	Reid	11-5	9-7	11-5	12-4	10-6	12-4	12-4	14-2	12-5	103-42	.710
2.	Schottenheimer	8-7-1	11-5	10-6	10-6	11-5	9-7	13-3	9-7	13-3	94-49-1	.656
3.	Stram	8-6	6-8	11-3	5-7-2	7-7	7-5-2	11-2-1	9-5	12-2	76-45-5	.623
4.	Vermeil	6-10	8-8	13-3	7-9	10-6	--	--	--	--	44-36	.550

Amongst active NFL head coaches with their current team, Reid is the fifth-longest tenured coach and his 71.2 regular season win percentage is second only to NE's Bill Belichick (72.0%) amongst head coaches with at least three seasons at the helm.



REID IN SEASON OPENERS

Kansas City Chiefs Head Coach Andy Reid is 16-7 in season openers as a head coach. He is 9-1 with the Chiefs in season openers. Reid is 11-3 when opening the season on the road including 6-0 on the road in opening games as the Head Coach in Kansas City. Coach Reid's first ever game as a head coach was against the Arizona Cardinals on Sept. 12, 1999. The Eagles lost 25-24 in the contest. Below is a look at Reid's all-time season openers.

Date	Opponent	Score
Sept. 11, 2022	at Arizona Cardinals	W, 44-21
Sept. 12, 2021	CLEVELAND BROWNS	W, 33-29
Sept. 10, 2020	HOUSTON TEXANS	W, 34-20
Sept. 8, 2019	at Jacksonville Jaguars	W, 31-21
Sept. 9, 2018	at Los Angeles Chargers	W, 38-28
Sept. 7, 2017	at New England Patriots	W, 42-27
Sept. 11, 2016	SAN DIEGO CHARGERS	W, 33-27
Sept. 13, 2015	at Houston Texans	W, 27-20
Sept. 7, 2014	TENNESSEE TITANS	L, 10-26
Sept. 8, 2013	at Jacksonville Jaguars	W, 28-2
Sept. 9, 2012	at Cleveland Browns	W, 17-16
Sept. 11, 2011	at St. Louis Rams	W, 31-13
Sept. 12, 2010	GREEN BAY PACKERS	L, 20-27
Sept. 13, 2009	at Carolina Panthers	W, 38-10
Sept. 7, 2008	ST. LOUIS RAMS	W, 38-3
Sept. 9, 2007	at Green Bay Packers	L, 13-16
Sept. 10, 2006	at Houston Texans	W, 24-10
Sept. 12, 2005	at Atlanta Falcons	L, 10-14
Sept. 12, 2004	NEW YORK GIANTS	W, 31-17
Sept. 8, 2003	TAMPA BAY BUCCANEERS	L, 0-17
Sept. 8, 2002	at Tennessee Titans	L, 24-27
Sept. 9, 2001	ST. LOUIS RAMS	L, 17-20
Sept. 3, 2000	at Dallas Cowboys	W, 41-14

CHIEFS ASSISTANT COACHES

OFFENSIVE STAFF

Eric Bieniemy
Offensive Coordinator

Joe Bleymaier
Wide Receivers

Andy Heck
Offensive Line

Greg Lewis
Running Backs

Corey Matthaui
Assistant Offensive Line

Tom Melvin
Tight Ends

Matt Nagy
Senior Offensive Assistant/QBs

Porter Ellett
Offensive Quality Control

David Girardi
Pass Game Analyst/Asst. QBs

Connor Embree
Offensive Quality Control

Dan Williams
Offensive Assistant

DEFENSIVE STAFF

Steve Spagnuolo
Defensive Coordinator

Joe Cullen
Defensive Line

Donald D'Alesio
Safeties

Brendan Daly
Linebackers

Ken Flajole
Outside Linebackers

Dave Merritt
Defensive Backs

Terry Bradden
Assistant Defensive Line

Alex Whittingham
Defensive Quality Control

Rod Wilson
Defensive Assistant

SPECIAL TEAMS STAFF

Dave Toub
Assistant Head Coach/Special Teams Coordinator

Andy Hill
Assistant Special Teams

MISCELLANEOUS

Barry Rubin
Head Strength and Conditioning

Tyler Judkins
Assistant Strength and Conditioning

Ryan Reynolds
Assistant Strength and Conditioning/Sport Science

Greg Carbin
Assistant Strength and Conditioning

Mike Frazier
Statistical Analysis Coordinator

Marc Richards
Football Research Analyst

CHIEFS GENERAL MANAGER BRETT VEACH



QUICK FACTS ON CHIEFS GM BRETT VEACH

- Brett Veach was named the seventh general manager in Kansas City Chiefs history on July 10, 2017. Veach is entering his sixth season as an NFL general manager and his 16th year in the National Football League. Prior to being elevated, he previously served as the Chiefs Co-Director of Player Personnel.

- In his first five seasons as the GM, Veach helped the team earn a Super Bowl victory in Super Bowl LIV, two AFC Championships and AFC West titles in 2017, 2018, 2019, 2020, and 2021, as well as the number one seed in the AFC in 2018 and 2020, and the number two seed in 2019 and 2021. The Chiefs defeated the Colts, 31-13, to advance to the AFC title game in 2018. KC defeated the Texans, 51-31, to advance and host the AFC title game for the second year in a row in 2019. The Chiefs defeated the Titans on Jan. 19, to advance to Super Bowl LIV. In the 2021 AFC Divisional Round, KC defeated the Buffalo Bills in a thriller to advance to the AFC Championship Game. KC has now hosted four-straight AFC Championship Games (2018-21), advancing to back-to-back Super Bowls for the first time in franchise history (2019-20).

- He is in his 10th season with the Chiefs after originally joining the club in 2013. He was promoted to Co-Director of Player Personnel prior to the 2015 season after serving two seasons as the club's Pro and College Personnel Analyst (2013-14).

- The Mount Carmel, Pennsylvania, native served as a Southeast Regional Scout for the Philadelphia Eagles (2011-12) after originally joining Philadelphia's Player Personnel Department as a Pro and College Scout in 2010. Prior to entering the scouting department, Veach was the Assistant to Head Coach Andy Reid for three seasons in Philadelphia (2007-09).

- Before joining the Eagles, Veach was the Supervisor of Intercollegiate Athletic Events at his alma mater, the University of Delaware (2005-06). He was a four-year letterman as a wide receiver for the Blue Hens, catching 99 passes for 1,470 yards (14.8 avg.). He left Delaware as the school's all-time leader in kickoff return yards with 1,558 yards. He was a standout running back for Mount Carmel High School. Wife - Alison; Children - twin sons, Elijah and Wylan, and a daughter, Ella.

VEACH IN THE NFL DRAFT AS PERSONNEL MAN


Since entering the NFL, Chiefs GM Brett Veach has been a part of personnel staffs that have drafted the below first-round picks.

Yr.	No. (Overall)	Selection (School)
2007 (PHI)	--	No First-Round Selection
2008	--	No First-Round Selection
2009	19	WR Jeremy Maclin (Missouri)
2010	13	DE Brandon Graham (Michigan)
2011	21	G Danny Watkins (Baylor)
2012	12	DT Fletcher Cox (Mississippi State)
2013 (KC)	1	T Eric Fisher (Central Michigan)
2014	23	LB Dee Ford (Auburn)
2015	18	CB Marcus Peters (Washington)
2016	--	No First-Round Selection
2017	10	QB Patrick Mahomes (Texas Tech)
2018	--	No First-Round Selection
2019	--	No First-Round Selection
2020	32	RB Clyde Edwards-Helaire (LSU)
2021	--	No First-Round Selection
2022	21	Trent McDuffie (Washington)
2022	30	George Karlaftis (Purdue)

NOTABLE TRANSACTIONS

After being named the new GM of the Chiefs on July 10, 2017, Brett Veach immediately started making moves. In his time as a GM, Veach has made a number of significant moves that have contributed to KC's success.

Name	Date	How Acquired
K Harrison Butker	9/26/17	FA - 17
T Andrew Wylie	12/29/17	FA - 17
WR Sammy Watkins	3/15/18	FA - 18
LB Anthony Hitchens	3/15/18	FA - 18
CB Charvarius Ward	8/31/18	T - 18 (DAL)
S Tyrann Mathieu	3/14/19	FA - 19
DE Frank Clark	4/24/19	T - 19 (SEA)
T Mike Remmers	3/21/20	FA - 20
G Joe Thuney	3/17/21	FA - 21
T Orlando Brown	4/26/21	T - 21 (BAL)
DE Melvin Ingram	11/2/21	T - 21 (PIT)
WR JuJu Smith-Schuster	3/21/22	FA - 22
WR Marquez Valdes-Scantling	3/24/22	FA - 22
S Justin Reid	3/18/22	FA - 22
RB Ronald Jones	3/27/22	FA - 22
DE/OLB Carlos Dunlap	7/28/22	FA - 22



VEACH'S NFL RECORD

Year	Reg. Season	Pct.	Playoffs	Overall	Result
2007	8-8	.500	0-0	8-8	4th in NFC East
2008	9-6-1	.594	2-1	11-7-1	2nd in NFC East; Reached NFC Championship Game
2009	11-5	.688	0-1	11-6	2nd in NFC East; Reached Wild Card Playoffs
2010	10-6	.625	0-1	10-7	1st in NFC East; Reached Wild Card Playoffs
2011	8-8	.500	0-0	8-8	2nd in NFC East
2012	4-12	.250	0-0	4-12	4th in NFC East
2013	11-5	.688	0-1	11-6	2nd in AFC West; Reached Wild Card Playoffs
2014	9-7	.563	0-0	9-7	2nd in AFC West
2015	11-5	.688	1-1	12-6	2nd in AFC West; Reached Divisional Playoffs
2016	12-4	.750	0-1	12-5	1st in AFC West; Reached Divisional Playoffs
2017	10-6	.625	0-1	10-7	1st in AFC West; Reached Wild Card Playoffs
2018	12-4	.750	1-1	13-5	1st in AFC West; Reached AFC Championship Game
2019	12-4	.750	3-0	15-4	1st in AFC West; Super Bowl LIV Champions
2020	14-2	.875	2-1	16-3	1st in AFC West; Reached Super Bowl LV
2021	12-5	.706	2-1	14-6	1st in AFC West; Reached AFC Championship Game
2022	1-0	1.000	0-0	1-0	TBD
TOTALS	154-87-1	.638	11-10	165-97-1	11 Playoff Appearances, 8 Div. Titles, 2 AFC Titles, 1 SB

CHIEFS CHAIRMAN AND CEO CLARK HUNT



- Clark Hunt has been the driving force behind the resurgence of the Chiefs, transforming the iconic franchise into one of the most successful teams in the NFL.

- Hunt has been Chairman of the Chiefs since 2005, and since taking over an expanded role as both Chairman and CEO in 2010, the Chiefs have earned six AFC West Division Championships, including five straight between 2016-22 under Hunt's leadership. The club has qualified for the playoffs nine times and hosted four-consecutive AFC Championship Games, becoming the first team in NFL history to host four-straight conference title games.

- Hunt once again hoisted the award that bears his father's name - the Lamar Hunt Trophy - in 2020 as the Chiefs claimed their second-straight AFC Championship. The Chiefs made consecutive Super Bowl appearances for the first time in franchise history and their fourth overall Super Bowl appearance.

- Hunt reorganized the leadership structure of the Chiefs in 2013 so the head coach, the general manager and the team president would all report directly to the Chairman and CEO for the first time in team history. As part of the restructuring, Hunt hired Andy Reid as head coach in 2013, and in the nine seasons since, the club has won 104 regular season games, which ranks second in the NFL over that time.

- Hunt promoted Brett Veach to General Manager in 2017 and during the 2020 season, he extended the contracts of both Reid and Veach, solidifying the leadership of the club's football operation for many years to come.

- Hunt graduated first in his class at Southern Methodist University in 1987, earning a degree in business administration with a concentration in finance. He was a team captain and four-year letterman on the Mustangs' nationally ranked soccer team. He received the SMU Distinguished Alumni Award in 2020 for outstanding leadership in philanthropy, business, and civic life, and currently serves on the SMU Board of Trustees.

- Clark and his wife, Tavia, are actively involved in numerous philanthropic initiatives in both Kansas City and Dallas. The couple has three children - Gracie, Knobel and Ava.

HUNT'S LEADERSHIP AT THE NFL LEVEL

In addition to returning the franchise his father founded to national prominence, Clark Hunt is a leading voice among National Football League owners.

In 2019, Hunt was named Chairman of the Finance Committee after serving as a member for seven years. Hunt is a member and former Chairman of the International Committee and serves on the Management Council Executive Committee (CEC), the Personal Conduct Committee and Commissioner Roger Goodell's Chairman's Committee. In addition, Hunt was one of six members on the NFL Committee on Los Angeles Opportunities.

In 2006, still early in his role as Chairman of the Chiefs, Hunt served on the NFL's Commissioner Search Committee which recommended Roger Goodell as the successor to then-Commissioner Paul Tagliabue. Hunt was appointed to the NFL's Digital Media Committee in 2007 and served until it was restructured in 2019.

Beyond his service on various league committees, Hunt has served a key role in securing the ongoing labor peace between the National Football League and the NFL Players Association over the past decade. He was appointed by Goodell as one of 10 NFL owners to negotiate the NFL's new Collective Bargaining Agreement in 2011, and again in 2020, Hunt was an integral member of the NFL's negotiating team that helped deliver a new Collective Bargaining Agreement a full season ahead of the deadline.

CARRYING ON THE OFF-FIELD LEGACY

As the son of legendary American sports pioneer and Chiefs Founder Lamar Hunt, Clark Hunt has built upon his father's legacy by ensuring the Chiefs organization remains focused on its core mission: Honor Tradition, Unite Our Community, Win with Character and Inspire Our Fans.

This commitment included a \$125 million contribution from the Hunt family as part of the \$375 million renovation of GEHA Field at Arrowhead Stadium which was completed in 2010, as well as upgraded stadium technology, new seats, and additional stadium infrastructure measures. This commitment to the community extends beyond the field, with more than 50 pieces of art on display as part of the Arrowhead Art Collection, which combines two pieces of the cultural fabric of Kansas City – sports and the arts.

Hunt and his family steward a number of initiatives that were established under Lamar and have continued to grow over the years. The Chiefs Charity Game has raised more than \$14.7 million dollars for multiple youth-focused charities since its inception in 1985. Red Friday, the club's annual city-wide season kickoff raised \$1 million from flag sales in 2020 alone for the Ronald McDonald House Charities of Kansas City. The team's Kickoff Luncheon serves as a way to welcome the players and coaches back to Kansas City with fans and members of the business community. Finally, the Hunt Family Foundation, a 501(c)(3) nonprofit organization which was established in 1983 as the Chiefs Children's Fund, prioritizes youth-based charities, hunger relief, health and wellness, as well as children and families in crisis through philanthropy, programming, and volunteerism.

HUNT'S NFL RECORD AS CHAIRMAN AND CEO

Year	Reg. Season	Pct.	Playoffs	Overall	Result
2010	10-6	.625	0-1	10-7	1st in AFC West; Reached Wild Card Playoffs
2011	7-9	.438	0-0	7-9	4th in AFC West
2012	2-14	.125	0-0	2-14	4th in AFC West
2013	11-5	.688	0-1	11-6	2nd in AFC West; Reached Wild Card Playoffs
2014	9-7	.563	0-0	9-7	2nd in AFC West
2015	11-5	.688	1-1	12-6	2nd in AFC West; Reached Divisional Playoffs
2016	12-4	.750	0-1	12-5	1st in AFC West; Reached Divisional Playoffs
2017	10-6	.625	0-1	10-7	1st in AFC West; Reached Wild Card Playoffs
2018	12-4	.750	1-1	13-5	1st in AFC West; Reached AFC Championship Game
2019	12-4	.750	3-0	15-4	1st in AFC West; Super Bowl LIV Champions
2020	14-2	.875	2-1	16-3	1st in AFC West; AFC Champions - Reached Super Bowl LV
2021	12-5	.706	2-1	14-6	1st in AFC West; Reached AFC Championship Game
2022	1-0	1.000	0-0	1-0	TBD
TOTALS	123-71	.634	9-8	132-79	9 Playoff Appearances, 8 Div. Titles, 2 AFC Titles, 1 SB

CHIEFS QUARTERBACK PATRICK MAHOMES



MAHOMES STARTS HOT

Chiefs QB Patrick Mahomes earned the NFL's MVP award in 2018. His 50 TD passes in 2018 tied for the second-best mark in NFL history.

MOST TD PASSES SINGLE SEASON

Rk.	Name	Team	TDS	Year
1.	Peyton Manning	DEN	55	2013
2t.	Patrick Mahomes	KC	50	2018
	Tom Brady	NE	50	2007
4.	Peyton Manning	IND	49	2004

MAHOMES IN CHIEFS RECORD BOOK

Chiefs QB Patrick Mahomes has already cracked into the Chiefs record books with only 64 games under his belt. Below is a look at different categories where Mahomes cemented his name in Chiefs history.

CHIEFS RECORD FOR MOST TD PASSES IN SINGLE GAME

Rk.	Name	TDS	Opp.	Date
1t.	Patrick Mahomes	6	at PIT	Sept. 16, 2018
	Patrick Mahomes	6	at LAR	Nov. 19, 2018
	Len Dawson	6	DEN	Nov. 1, 1964

CHIEFS RECORD FOR TD PASSES IN A SEASON

Rk.	Name	Year	Comp.	Yds.	TD
1.	Patrick Mahomes	2018	66.0%	5,097	50
2.	Patrick Mahomes	2020	66.3%	4,740	38
3.	Patrick Mahomes	2021	66.3%	4,839	37

CHIEFS RECORD FOR HIGHEST PASSER RATING IN SINGLE GAME

Rk.	Name	Rtg.	Opp.	Date
1.	Alex Smith	158.3	at OAK	Dec. 15, 2013
	Trent Green	158.3	at DET	Dec. 14, 2003
2.	Steve Bono	156.6	at SEA	Sept. 3, 1995
3.	Patrick Mahomes	154.8	at PIT	Sept. 16, 2018

MAHOMES AMONG 2018-22 PASSING LEADERS

2018-22 PASSING YARDS

Rk.	Name	Team	Yards
1.	Patrick Mahomes	KC	19,067
2.	Tom Brady	NE/TB	18,573
3.	Matt Ryan	ATL/IND	18,291
4.	Derek Carr	LV	17,305
5.	Aaron Rodgers	GB	17,053

2018-22 PASSING TOUCHDOWNS

Rk.	Name	Team	TDs
1.	Patrick Mahomes	KC	156
2.	Tom Brady	NE/TB	137
3.	Aaron Rodgers	GB	136
4.	Russell Wilson	SEA/DEN	131
5.	Kirk Cousins	MIN	126

2018-22 TOUCHDOWN-TO-INTERCEPTION DIFFERENTIAL

Rk.	Name	Team	TDS	INTS	Diff.
1.	Patrick Mahomes	KC	156	36	+120
2.	Aaron Rodgers	GB	136	16	+120
3.	Tom Brady	NE/TB	137	44	+93
4.	Russell Wilson	SEA/DEN	131	31	+100
5.	Kirk Cousins	MIN	126	36	+90

2018-22 PASSER RATING

Rk.	Name	Team	Rating
1.	Drew Brees	NO	113.0
2.	Patrick Mahomes	KC	106.9
3.	Russell Wilson	SEA/DEN	106.3
4.	Aaron Rodgers	GB	105.5
5.	Deshaun Watson	HOU/CLE	104.7

2018-22 YARDS PER ATTEMPT (MIN. 450 ATTEMPTS)

Rk.	Name	Team	Y/A
1.	Jimmy Garoppolo	SF	8.38
2.	Deshaun Watson	HOU/CLE	8.32
3.	Patrick Mahomes	KC	8.12
4.	Philip Rivers	LAC/IND	7.97
5.	Jameis Winston	TB/NO	7.95

2018-22 YARDS PER COMPLETION (MIN. 450 ATTEMPTS)

Rk.	Name	Team	Y/C
1.	Jameis Winston	TB/NO	12.84
2t.	Jimmy Garoppolo	SF	12.36
	Jalen Hurts	PHI	12.36
3.	Patrick Mahomes	KC	12.24
4.	Deshaun Watson	HOU/CLE	12.11

2018-22 TD PERCENTAGE (MIN. 450 ATTEMPTS)

Rk.	Name	Team	TD %
1.	Russell Wilson	SEA/DEN	6.9
2t.	Patrick Mahomes	KC	6.6
	Drew Brees	NO	6.6
3.	Lamar Jackson	BAL	6.4
4.	Andrew Luck	IND	6.1

2018-22 PASS PLAYS OF 25+ YARDS

Rk.	Name	Team	25+ Yard Comp.
1.	Patrick Mahomes	KC	161
2.	Tom Brady	NE/TB	147
3.	Aaron Rodgers	GB	145
4.	Derek Carr	LV	136
5.	Russell Wilson	SEA/DEN	134

2018-22 PASSING FIRST DOWNS

Rk.	Name	Team	First Downs
1.	Patrick Mahomes	KC	934
2.	Matt Ryan	ATL/IND	921
3.	Tom Brady	NE/TB	909
4.	Aaron Rodgers	GB	827
5.	Jared Goff	LAR/DET	821

2018-22 REDZONE PASSING TDs (ACTIVE)

Rk.	Name	Team	RZ TDs
1.	Patrick Mahomes	KC	100
2.	Aaron Rodgers	GB	95
3.	Russell Wilson	SEA/DEN	92
4.	Tom Brady	NE/TB	90
5.	Kirk Cousins	MIN	84

BY THE NUMBERS - PATRICK MAHOMES VS. THE NFL - REGULAR SEASON

Chiefs QB Patrick Mahomes is in his sixth NFL season and fifth as the team's full-time signal-caller. Mahomes led the Chiefs to a 12-4 record in both 2018 and 2019, as well as a 14-2 record and the top seed in the AFC in 2020. In the NFL's first 17-game season, Mahomes led the Chiefs to a 12-5 record, once again notching first in the AFC West. Mahomes had 5,097 yards through the air in the 2018 season, the most in a season in franchise history, and his 50 passing touchdowns are tied for the second most all-time in a single season in NFL history. In 64 career regular season starts, Mahomes has accumulated 19,351 career passing yards and 156 career passing TDs (Below are regular season totals).

AFC West								
Team	G	Att.	Comp.	Yds.	TD	Int.	Pct.	Rtg.
Broncos	9	295	193	2,279	12	4	65.4	96.7
Chargers	7	256	159	1,827	16	5	62.1	96.2
Chiefs	0	0	0	0	0	0	0	0
Raiders	8	297	193	2,546	22	3	64.9	112.4
Total	24	848	545	6,652	50	12	64.1	101.7

AFC East								
Team	G	Att.	Comp.	Yds.	TD	Int.	Pct.	Rtg.
Bills	2	80	54	497	4	2	67.5	90.5
Dolphins	1	34	24	393	2	3	70.6	91.9
Jets	1	42	31	416	5	0	73.8	144.4
Patriots	3	105	68	871	7	3	64.8	100.9
Total	7	261	177	2,177	18	8	69.2	106.9

AFC North								
Team	G	Att.	Comp.	Yds.	TD	Int.	Pct.	Rtg.
Bengals	2	74	54	617	6	1	72.9	124.6
Browns	2	68	50	712	6	1	73.5	130.3
Ravens	4	163	117	1,479	12	2	71.7	119.1
Steelers	2	58	46	584	9	0	79.3	148.2
Total	10	363	267	3,392	33	4	74.4	130.5

AFC South								
Team	G	Att.	Comp.	Yds.	TD	Int.	Pct.	Rtg.
Colts	1	39	22	321	1	0	56.4	91.9
Jaguars	2	71	47	691	3	2	66.2	100.1
Texans	2	67	43	484	6	1	64.2	109.3
Titans	2	85	56	652	3	1	67.5	95.8
Total	7	262	168	2,148	13	4	63.6	99.3

AFC Total								
Team	G	Att.	Comp.	Yds.	TD	Int.	Pct.	Rtg.
Total	48	1,734	1,157	14,369	114	28	66.7	107.4

NFC East								
Team	G	Att.	Comp.	Yds.	TD	Int.	Pct.	Rtg.
Cowboys	1	37	23	260	0	1	62.1	71.9
Eagles	1	30	24	278	5	1	80.0	130.9
Giants	1	48	29	275	1	1	60.4	74.6
Washington	1	47	32	397	2	2	68.1	90.5
Total	4	162	108	1,210	8	5	67.7	91.9

NFC North								
Team	G	Att.	Comp.	Yds.	TD	Int.	Pct.	Rtg.
Bears	1	33	23	251	2	0	69.7	112.1
Lions	1	42	24	315	0	0	57.1	81.0
Packers	1	37	20	166	1	0	54.1	74.8
Vikings	0	0	0	0	0	0	0	0
Total	3	112	67	732	3	0	60.3	89.3

NFC South								
Team	G	Att.	Comp.	Yds.	TD	Int.	Pct.	Rtg.
Buccaneers	1	49	37	462	3	0	75.5	124.7
Falcons	1	44	24	278	2	1	54.5	79.5
Panthers	1	45	30	372	4	0	66.7	121.7
Saints	1	47	26	254	3	0	55.3	92.0
Total	4	185	117	1,366	12	1	63.2	104.9

NFC West								
Team	G	Att.	Comp.	Yds.	TD	Int.	Pct.	Rtg.
49ers	1	38	24	314	3	0	63.2	115.5
Cardinals	2	67	51	609	7	0	76.1	138.2
Rams	1	46	33	478	6	3	71.7	117.6
Seahawks	1	40	23	273	3	0	57.5	103.4
Total	5	191	131	1,674	19	3	67.1	118.7

NFC Total								
Team	G	Att.	Comp.	Yds.	TD	Int.	Pct.	Rtg.
Total	16	650	423	4,982	42	9	65.1	104.0

QUARTERBACK PATRICK MAHOMES - NFL MVP SEASON (2018)

In his first season as the team's starting QB, Patrick Mahomes left his mark in both NFL and Chiefs record books each week. Below is a list of milestones he reached throughout the 2018 season.

Week 1 at Los Angeles Chargers (W. 38-28)

- 15 of 27 (55.6%) for 256 yards, 4 TD, 127.5 QB rating
- Earned AFC Offensive Player of the Week

Week 2 at Pittsburgh Steelers (W. 42-37)

- 23 of 28 (82.1%) for 326 yards, 6 TD, 154.8 QB rating
- Chiefs Record: 6 TD passes in a single game
- Tied QB Len Dawson's record set in 1964
- Chiefs Record: 10 TD passes in first 2 games of season
- Passed QB Len Dawson's record of 7 TDs set in 1963
- NFL Record: 10 TD passes in first 2 games of season
- Passed QBs Peyton Manning (2013), Drew Brees (2009) Charley Johnson (1965) who all had 9
- Youngest player in NFL History to pass for 6 TDs
- AFC Offensive Player of the Week

Week 3 vs. San Francisco 49ers (W. 38-27)

- 24 of 38 (63.2%) for 314 yards, 3 TD, 115.5 QB rating
- NFL Record: 13 TD passes through first 3 weeks of season
- Passed QB Tom Brady's 12 TD mark set in 2013

Week 4 at Denver Broncos (W. 27-23)

- 28 of 45 (62.2%) for 304 yards, 1 TD, 89.5 QB rating
- Chiefs Record: 1,200 passing yards through Week 4
- Passed Alex Smith's mark of 1,110 passing yards set in 2015
- AFC Offensive Player of the Month

Week 5 vs. Jacksonville Jaguars (W. 30-14)

- 22 of 38 (57.9%) for 313 yards, 0 TD, 62.7 QB rating
- Chiefs Record: 1,513 passing yards through Week 5
- Passed Alex Smith's mark of 1,391 passing yards set in 2015

Week 6 at New England Patriots (L. 43-40)

- 23 of 36 (63.9%) 352 yards, 4 TD, 110.0 QB rating
- Chiefs Record: 5 consecutive games with 300+ passing yards
- Passed QBs Trent Green (2004) and Bill Kenney's (1983) mark of four consecutive games of 300+ passing yards
- Chiefs Record: 1,865 passing yards through Week 6
- Passed Alex Smith's mark of 1,637 passing yards set in 2017

Week 7 vs. Cincinnati Bengals (W. 45-10)

- 28 of 39 (71.8%) for 358 yards, 4 TD, 123.7 QB rating
- NFL Record: 22 passing TDs through first 8 career games.
- Passed QB Kurt Warner's mark of 21 TDs (1998-99)
- Chiefs Record: 6 consecutive games with 300+ passing yards
- Passed Trent Green's mark of 4 consecutive games (2004)
- Chiefs Record: 2,223 passing yards through Week 7
- Passed Alex Smith's mark of 1,979 passing yards set in 2017
- FedEx Air NFL Player of the Week

Week 8 vs. Denver Broncos (W. 30-23)

- 24 of 34 (70.6%) for 303 yards, 4 TD, 125.0 QB rating
- NFL Record: 26 TD through first 9 career games
- Passed QB Kurt Warner's mark of 24 TDs (1998-99)
- NFL Record: 2,810 passing yards through first 9 career games
- Passed Andrew Luck's mark of 2,631 passing yards (2012)
- Chiefs Record: 7 consecutive games with 300+ passing yards
- Extends his franchise record
- FedEx Air NFL Player of the Week

Week 9 at Cleveland Browns (W. 37-21)

- 23 of 32 (71.9%) for 375 yards, 3 TD, 129.0 QB rating
- NFL Record: 29 TD through first 10 career games
- Passed QB Kurt Warner's mark of 24 TDs (1998-99).
- NFL Record: 3,185 passing yards through first 10 career games
- Passed Andrew Luck's mark of 2,965 passing yards (2012)
- Chiefs Record: 8 consecutive games with 300+ passing yards

Week 10 vs. Arizona Cardinals (W. 26-14)

- 21 of 28 (75.0%) for 249 yards, 2 TD, 125.4 QB rating
- NFL Record: 31 TD through first 11 career games
- Passed QB Kurt Warner's mark of 27 TDs (1998-99)
- NFL Record: 3,434 passing yards through first 11 career games
- Passed QB Andrew Luck's mark of 3,205 passing yards (2012)
- Chiefs Record: 31 TD passes in single season
- Passed QB L. Dawson's single-season record 30 TD passes (1964)

Week 11 at Los Angeles Rams (L. 54-51)

- 33 of 46 (71.7%) for 478 yards, 6 TD, 117.6 QB rating
- Chiefs Record: 9 games in single season with 300+ passing yards
- Passed QB Trent Green's mark of 8 games in 2004
- Chiefs Record: 6 TD passes in single game
- Tied his own franchise record set at Pittsburgh (9/16/18)
- Chiefs Record: 37 TD passes in single season
- Extends franchise record

Week 13 at Oakland Raiders (W. 40-33)

- 23 of 38 (60.5%) for 295 yards, 4 TD, 120.0 QB rating
- NFL Record: Fastest player to 4,000 passing yds (4,207 in 13 games)
- Chiefs Record: 10 games of 100.0+ passer rating in single season
- Tied QB Steve DeBerg's mark set in 1990
- Chiefs Record: 41 TD passes in single season
- Extends franchise record

Week 14 vs. Baltimore Ravens (W. 27-24)

- 35 of 53 (66.0%) for 377 yards, 2 TD, 91.5 QB rating
- Chiefs Record: 43 TD passes in single season
- Extends franchise record
- Chiefs Record: 10 games in a single season with 300+ passing yds.
- Extends franchise record

Week 15 vs. Los Angeles Chargers (L. 29-28)

- 24 of 34 (70.6%) for 243 yards, 2 TD, 110.3 rating
- Chiefs Record: 45 TD passes in single season
- Extends franchise record
- Chiefs Record: 11 games of 100.0+ passer rating in single season
- Passed QB Steve DeBerg's mark of 10 set in 1990

Week 16 at Seattle Seahawks (L. 38-31)

- 23 of 40 (57.5%) for 273 yards, 3 TD, 103.4 rating
- Chiefs Record: 48 TD passes in single season
- Extends franchise record
- Chiefs Record: 12 games of 100.0+ passer rating in single season
- Extends franchise record
- Chiefs Record: 4,816 passing yards in single season
- Passed QB Trent Green's mark of 4,591 yards set in 2004
- NFL Record: 31 TDs in road games in single season
- Passed QB Tom Brady's mark of 29 set in 2007

Week 17 vs. Oakland Raiders (W. 35-3)

- 14 of 24 (58.3%) for 281 yards, 2 TD, 109.9 rating
- Chiefs Record: 50 TD passes in single season
- Extends franchise record
- Chiefs Record: 13 games of 100.0+ passer rating in single season
- Extends franchise record
- Chiefs Record: 5,097 passing yards in single season
- Extends franchise record
- Chiefs Record: 383 passes completed in a single season
- Passed QB Trent Green's mark of 369 set in 2004

AFC Divisional Playoffs vs. Indianapolis Colts (W. 31-13)

- 27 of 41 (65.9%) for 278 yards, 1 Rushing TD, 85.2 rating
- Led Chiefs to first home playoff win since 1993 season.
- Helped advance Chiefs to first home AFC Championship appearance.

AFC Championship Game vs. New England Patriots (L. 31-37)

- 16 of 31 (51.6%) for 295 yards, 3 TDs, 117.0 rating
- Fourth-most passing yards in postseason game in team history
- Second-most TD passes in a single postseason game in club history

QUARTERBACK PATRICK MAHOMES - SUPER BOWL MVP SEASON (2019)

In his second season as the Chiefs full-time signal-caller, QB Patrick Mahomes continued his trend of performing at a high level. Below is a game-by-game breakdown of the accolades that Mahomes reached on his path to a Super Bowl title.

Week 1 at Jacksonville Jaguars (W, 40-26)

- Completed 25-of-33 passes (75.8%) for 378 yards, three TDs and a 143.2 passer rating, along with zero INTs.
- 211 first-half passing yards were most in NFL since QB Peyton Manning in 2004.
- Passed Pro Football HOF QB Kurt Warner for most passing yards in first 20 career games (5,759).

Week 2 at Oakland Raiders (W, 28-10)

- Completed 30-of-44 passes (68.2%) for 443 yards, four TDs and a 131.2 passer rating, along with zero INTs.
- 278 passing yards (NFL record) and four passing TDs in the second quarter broke a franchise mark.
- Guided offense to record-breaking 20th straight 26-point output.
- 821 passing yards from Week 1 to Week 2 set the franchise record for most passing yards in the first two weeks to begin a season, also ranking fifth all-time in NFL history in the same category.
- Named AFC Offensive Player of the Week.
- Named FedEx Air & Ground's "Air" Player of the Week.

Week 3 vs. Baltimore Ravens (W, 33-28)

- Completed 27-of-37 passes (73.0%) for 374 yards, three TDs and a 132.0 passer rating, along with zero INTs.
- Passed Pro Football HOF QB Kurt Warner for most 300-yard passing games in a QB's first 20 career games in the Super Bowl era (13).
- 1,195 passing yards ranks through the first three games fourth all-time in NFL history.
- Named FedEx Air & Ground's "Air" Player of the Week for second consecutive week.

Week 4 at Detroit Lions (W, 34-30)

- Completed 24-of-42 (57.1%) for 315 yards and zero INTs.
- Ranked third in NFL history with 1,510 passing yards through the first four games.
- Threw for at least 300 yards in 14th career game, the third most in franchise history.
- Became just the fourth QB in NFL history to throw for at least 300 yards in each of the first four games to begin a season.
- Named AFC Offensive Player of the Month (September).

Week 5 vs. Indianapolis Colts (L, 13-19)

- Completed 22-of-39 (56.4%) for 321 yards, one TD and zero INTs.
- Broke the NFL record for most passing yards without throwing an INT to begin a season (Peyton Manning, 2013; 1,744).
- Recorded 300-plus passing yards for 15th career time, tying the franchise record for the second-most career 300-yard passing games in club history (Bill Kenney).

Week 6 vs. Houston Texans (L, 24-31)

- Completed 19-of-35 (54.3%) for 273 yards, three TDs and one INT.
- Recorded his 14th career outing of throwing for at least three TDs, ranking third in team history for most games with three or more TD passes.
- Threw first INT of the season in the second quarter after accumulating 1,896 passing yards on the season, advancing his NFL-record to 2,027 passing yards thrown without an INT to begin a season.

Week 7 at Denver Broncos (W, 30-6)

- Completed 10-of-19 (52.6%) for 117 yards, one TD and zero INTs.
- Surpassed 7,500 career passing yards, setting a new NFL record (24 games).

Week 10 at Tennessee Titans (L, 32-35)

- Completed 36-of-50 (72.0%) for 446 yards, three TDs and zero INTs.
- With a passer rating of 119.2, accumulated his fifth outing with at least a 115.0 passer rating this season, marking just the fourth time

that a QB in their first three seasons has been able to do so in a team's first 10 games to begin a season.

- Marked his 16th career 300-yard passing performance, the second most in franchise history and third-most in NFL history in a QB's first three seasons.

Week 11 at Los Angeles Chargers (W, 24-17)

- Completed 19-of-32 (59.4%) for 182 yards and one TD.
- Rushed for a career-high 59 yards, tallying three rushing first downs.

Week 13 vs. Oakland Raiders (W, 40-9)

- Completed 15-of-29 passes (51.7%) for 175 yards and one TD.
- Rushed for at least 25 yards in second consecutive game, recording his first rushing TD of the season on a 13-yard carry.

Week 14 at New England Patriots (W, 23-16)

- Completed 26-of-40 passes (65.0%) for 283 yards with one TD and one INT.
- Became the first starting QB under the age of 25 to beat the Patriots in Foxborough, Mass., since 2011 (Jets QB Mark Sanchez).

Week 15 vs. Denver Broncos (W, 23-3)

- Completed 27-of-34 passes (88.9%) for 340 yards with two TDs and one INT.
- Tied Kurt Warner's record for second-most 300-yard passing games in a QB's first three NFL seasons (17 games).
- Recorded second-highest pass-completion percentage outing of career (79.4%).

Week 16 at Chicago Bears (W, 26-3)

- Completed 23-of-33 passes (69.7%) for 251 yards with two passing TDs and zero INTs.
- Became the fastest QB in NFL history to throw for 9,000 career passing yards and 75 career passing TDs (30th career game).
- Tied a single-season career-best with second rushing TD of the year.

Week 17 vs. Los Angeles Chargers (W, 31-21)

- Completed 16-of-25 passes (64.0%) for 174 yards, one passing TD and one INT.
- Added 21 rushing yards, taking his season total to 218 rushing yards.
- Guided the Chiefs offense to over 30 points scored for the unit's seventh time this season, helping secure the No. 2 seed in the AFC Playoffs.

AFC Divisional Round vs. Houston Texans (W, 51-31)

- Completed 23-of-35 passes (65.7%) for 321 yards and a franchise-record five TD passes.
- Guided the Chiefs to the franchise's largest comeback (24 pts)
- Recorded a 134.6 passer rating, becoming the first QB since Nick Foles (2017) to record a passer rating of over 134.5 in the postseason.
- His five TD passes were the most by a QB since Ben Roethlisberger recorded five TD throws in the 2017 postseason.

AFC Championship vs. Tennessee Titans (W, 35-24)

- Completed 23-of-35 passes (65.7%) for 294 yards, three passing TDs and zero INTs.
- Finished the game with a passer rating of 120.4, his second-highest single-game passer rating in a playoff game.
- Broke the franchise record for most career passing TDs in the postseason (11).
- Rushed for a team-best 53 yards with a postseason career-long TD rush of 27 yards.

Super Bowl LIV vs. San Francisco 49ers (W, 31-20)

- Completed 26-of-42 passes (61.9%) for 286 yards, two passing TDs and two INTs.
- Earned the Super Bowl LIV MVP Award after leading the Chiefs to 21 unanswered points in the game's final quarter.
- Rushed for a one-yard TD in the first quarter.

QUARTERBACK PATRICK MAHOMES 2020 ACCOLADES

In his third season as the team's starting QB, Patrick Mahomes continues to leave his mark in both NFL and Chiefs record books each week. Below is a list of milestones he's reached throughout the 2020 season.

Week 1 vs. Houston Texans (W, 34-20)

- 24 of 32 (75.0%) for 211 yards, 3 TD, 123.3 QB rating.
- Ties NFL record 25 wins in first 32 games (Dan Marino, Kurt Warner).
- Earned AFC Offensive Player of the Week.

Week 2 at Los Angeles Chargers (W, 23-20)

- 27 of 47 (57.4%) for 302 yards, 2 TD, 90.9 QB rating.
- NFL record 13 games since 2018 with 3+ players with a receiving TD.

Week 3 at Baltimore Ravens (W, 34-20)

- 31 of 42 (73.8%) for 385 yards, 4 TD, 133.5 QB rating.
- NFL record fastest QB to pass for 10,000 yards (34 games).
- Earned AFC Offensive Player of the Week.

Week 4 vs. New England Patriots (W, 26-10)

- 19 of 29 (65.5%) for 236 yards, 2TD, 113.6 QB rating.

Week 5 vs. Las Vegas Raiders (L, 40-32)

- 22 of 43 (51.2%) for 340 yards, 2 TD, 83.5 QB rating.

Week 6 at Buffalo Bills (W, 26-17)

- 21 of 26 (80.8%) for 225 yards, 2 TD, 128.4 QB rating.
- NFL record fastest QB to pass for 90-career touchdowns (37 games).
- Set Chiefs record with 16 consecutive games with a passing TD.

Week 7 at Denver Broncos (W, 43-16)

- 15 of 23 (65.2%) for 200 yards, 1 TD, 107.2 QB rating.
- Extended Chiefs record to 17 consecutive games with a passing TD.

Week 8 vs. New York Jets (W, 35-9)

- 31 of 42 (73.8%) for 416 yards, 5 TD, 144.4 QB rating.
- Extended Chiefs record to 18 consecutive games with a passing TD.
- Chiefs record 10 career games with 4+ passing TDs.
- NFL record 3+ passing TDs and 0 INTs in a half 10 times since 2018, twice as many as the QBs with the next-most (Aaron Rodgers and Tom Brady) (According to NFL Research).
- Earned AFC Offensive Player of the Week.
- Earned FedEx Air Player of the Week.

Week 9 vs. Carolina Panthers (W, 33-31)

- 30 of 45 (66.7%) for 372 yards, 4 TD, 144.4 QB rating.
- NFL Record fastest quarterback to reach 100-career TD passes - 101 TDs in 40 games.
- Extended Chiefs record to 19 consecutive games with a passing TD.
- Chiefs Record 11 games with 4+ passing TDs.
- Ties NFL record 350+ passing yards, 4+ passing TDs and 0 INTs in back-to-back games (joins QB Tom Brady as the only players to accomplish this in back-to-back weeks in a single season since at least 1950 (According to CBS Sports).

Week 11 at Las Vegas Raiders (W, 35-31)

- 34 of 45 (75.6%) for 348 yards, 2 TD, 1 INT, 102.8 QB rating.
- Extended Chiefs record to 20 consecutive games with a passing TD.

Week 12 at Tampa Bay Buccaneers (W, 27-24)

- 37 of 49 (75.5%) for 462 yards, 3 TD, 124.7 QB rating.
- Extended Chiefs record to 21 consecutive games with a passing TD.
- First player in NFL history with at least 30 completions and 300 passing yards in four consecutive games (NFL Research).
- Joins Dan Marino (six games) as only players with five career games with at least 400 passing yards and three touchdowns, in their first four seasons in NFL history.
- Tied Chiefs record 24 career games with 300+ passing yards.
- Earned FedEx Air Player of the Week.
- Earned NFL Offensive Player of the Month - November.

Week 13 vs. Denver Broncos (W, 22-16)

- 25 of 40 (62.5%) for 318 yards, 1 TD, 95.6 QB rating.
- Extended Chiefs record to 22 consecutive games with a passing TD.
- Chiefs record 25 career games with 300+ passing yards.

Week 14 at Miami Dolphins (W, 33-27)

- 24 of 34 (70.6%) for 393 Yards, 2 TD, 3 INT, 91.9 QB rating.
- Extended Chiefs record to 23 consecutive games with a passing TD.
- Extends Chiefs record 26 career games with 300+ passing yards.
- Tied NFL record (PFHOF QB Kurt Warner) 26 career 300-yard games for the most games of at least 300 passing yards a player's first four seasons in league annals.
- Chiefs record 26 career 300-yard games.
- According to NFL Communications, six-straight 315+ passing yards game, tied with QBs Drew Brees (2012-13) and Rich Gannon (2002) for the longest streak in NFL history.

Week 15 at New Orleans Saints (W, 32-29)

- 26 of 47 (55.3%) for 254 Yards, 3 TD, 0 INT, 92.0 QB rating.
- Extended Chiefs record to 24 consecutive games with a passing TD.
- Voted to the 2021 Pro Bowl.

Week 16 vs. Atlanta Falcons (W, 17-14)

- 24 of 44 (54.5%) for 278 Yards, 2 TD, 1 INT, 79.5 QB rating.
- Extended Chiefs record to 25 consecutive games with a passing TD.

Week 17 vs. Los Angeles Chargers (L, 38-21)

- Inactive (No. 1 Seed Clinched in AFC)

AFC Divisional vs. Cleveland Browns (W, 22-17)

- 21 of 30 (70.0%) for 255 Yards, 1 TD, 0 INT, 106.9 QB rating.
- Chiefs postseason record for most passing yards (1,729) in a career.
- KC postseason record for most passes attempted (214) in a career.
- KC postseason record for most completed passes (136) in a career.
- Chiefs postseason record for most TD passes (14) in a career.

AFC Championship vs. Buffalo Bills (W, 38-24)

- 29 of 38 (76.3%) for 325 Yards, 3 TD, 0 INT, 127.6 QB rating.
- NFL Record: youngest quarterback to start in three-consecutive conference championship games (25 years old), and the only quarterback to accomplish the feat prior to his 26th birthday. Also the first quarterback to do so in his first four seasons in the league.
- NFL postseason record for most TD passes (17) in first four seasons.
- Extends Chiefs postseason record for most passing yards (2,054) in a career.
- Extends KC postseason record for most passes attempted (252) in a career.
- Extends KC postseason record for most completed passes (165) in a career.
- Extends Chiefs postseason record for most TD passes (17) in a career.

Super Bowl LV at Tampa Bay Buccaneers (L, 31-9)

- 26 of 49 (53.1%) for 270 yards, 0 TD, 2 INT, 52.3 QB rating.
- Helped Chiefs earn back-to-back Super Bowl trips.
- Three AFC Championship appearances in three years starting.



QUARTERBACK PATRICK MAHOMES 2021 ACCOLADES

In his fourth season as the team's starting QB, Patrick Mahomes continues to leave his mark in both NFL and Chiefs record books each week. Below is a list of milestones he's reached throughout the 2021 season.

Week 1 vs. Cleveland Browns (W, 33-29)

- 27 of 36 (75.0%) for 337 yards, 3 TD, 131.4 QB rating.
- Chiefs/current NFL record 26 straight games with a passing TD.
- Chiefs record 27 games of 300+ passing yards.
- NFL record most passing yards (14,372) in first 50 starts (47).
- NFL record most passing TDs (117) in first 50 starts (47).
- Chiefs record (regular + postseason) rushing TDs by a QB (11).

Week 2 at Baltimore Ravens (L, 35-36)

- 24 of 31 (77.4%) for 343 yards, 3 TD, 1 INT, 131.5 QB rating.
- Chiefs/current NFL record 27 straight games with a passing TD.
- Chiefs record 28 games of 300+ passing yards.
- Ties Chiefs record 30 games of 100.0+ passer rating.

Week 3 vs. Los Angeles Chargers (L, 24-30)

- 27 of 44 (61.4%) for 260 yards, 3 TD, 2 INT, 81.6 QB rating.
- Chiefs/current NFL record 28 straight games with a passing TD.
- NFL record fastest QB to pass for 15,000+ yards (49 career starts).

Week 4 at Philadelphia Eagles (W, 42-30)

- 24 of 30 (80.0%) for 278 yards, 5 TD, 1 INT, 131.0 QB rating.
- Chiefs record 31 games of 100.0+ passer rating.
- Chiefs/current NFL record 29 straight games with a passing TD.
- Ties NFL record 3+ TDs in first four games of a season, joining Steve Young (1998), Kurt Warner (1999) and Tom Brady (2007).

Week 5 vs. Buffalo Bills (L, 20-38)

- 33 of 54 (61.1%) for 272 yards, 2 TD, 2 INT, 70.9 QB rating.
- Chiefs/current NFL record 30 straight games with a passing TD.

Week 6 at Washington Football Team (W, 31-13)

- 32 of 47 (68.1%) for 397 yards, 2 TD, 2 INT, 90.5 QB rating.
- Chiefs record 29 games of 300+ passing yards.
- Chiefs/current NFL record 31 straight games with a passing TD.



Week 7 at Tennessee Titans (L, 3-27)

- 20 of 35 (57.1%) for 206 yards, 0 TD, 1 INT, 62.3 QB rating.

Week 8 vs. New York Giants (W, 20-17)

- 29 of 48 (60.4%) for 275 yards, 1 TD, 1 INT, 74.6 QB rating.

Week 9 vs. Green Bay Packers (W, 13-7)

- 20 of 37 (54.1%) for 166 yards, 1 TD, 0 INT, 74.8 QB rating.

Week 10 at Las Vegas Raiders (W, 41-14)

- 35 of 50 (70.0%) for 406 yards, 5 TD, 0 INT, 127.6 QB rating.
- NFL record 30 games with at least 300 passing yards by a player in his first five seasons.
- Chiefs record 30 games of 300+ passing yards.
- Chiefs record 32 games of 100.0+ passer rating.

Week 11 vs. Dallas Cowboys (W, 19-9)

- 23 of 37 (62.2%) for 260 yards, 0 TD, 1 INT, 71.9 QB rating.

Week 13 vs. Denver Broncos (W, 22-9)

- 29 of 15 (51.7%) for 184 yards, 0 TD, 1 INT, 57.3 QB rating.

Week 14 vs. Las Vegas Raiders (W, 48-9)

- 20 of 24 (83.3%) for 258 yards, 2 TD, 0 INT, 139.2 QB rating.
- Chiefs record 33 games of 100.0+ passer rating.

Week 15 at Los Angeles Chargers (W, 34-28)

- 31 of 47 (66.0%) for 410 yards, 3 TD, 1 INT, 105.8 QB rating.
- Chiefs record 34 games of 100.0+ passer rating.
- Chiefs record 31 games of 300+ passing yards.
- Chiefs record seven games with 400+ passing yards.
- NFL record seven games with 400+ passing yards in first five seasons.
- Joins PFHOF QB Peyton Manning as only two QBs to log four consecutive seasons with 4,000+ passing yards in their first five seasons.

Week 16 vs. Pittsburgh Steelers (W, 36-10)

- 23 of 30 (76.7%) for 258 yards, 3 TD, 0 INT, 135.1 QB rating.
- Chiefs record 35 games of 100.0+ passer rating.
- Chiefs record 64 career TD passes at GEHA Field at Arrowhead.
- Chiefs record four-time AFC Offensive Player of the Month.
- NFL record as only player to earn a Player of the Month award the past four seasons.

Week 17 at Cincinnati Bengals (W, 34-31)

- 26 of 35 (74.3%) for 259 yards, 2 TD, 0 INT, 113.9 QB rating.
- NFL record first QB with at least 35 touchdown passes in three of his first five seasons.
- Chiefs record 36 games of 100.0+ passer rating.

Week 18 at Denver Broncos (W, 28-24)

- 27 of 44 (61.4%) for 270 yards, 2 TD, 0 INT, 93.9 QB rating.
- Chiefs clinch no. 2 seed in the AFC Playoff Picture.

AFC Wild Card Playoffs vs. Pittsburgh Steelers (W, 42-21)

- 30 of 39 (77.0%) for 404 yards, 5 TD, 1 INT, 138.2 QB rating.
- 138.2 is highest passer rating in a playoff game in team history.
- Five TD passes ties club record for most TD passes.
- 404 yards is most passing yards in a playoff game in team history.

AFC Divisional Playoffs vs. Buffalo Bills (W, 42-36-OT)

- 33 of 44 (75.0%) for 378 yards, 3 TD, 0 INT, 123.1 QB rating.
- Team trailed with :13 to play before tying game.
- Mahomes led offense to team record 552 total net yards.

AFC Championship vs. Cincinnati Bengals (L, 24-27-OT)

- 26 of 39 (66.7%) for 275 yards, 3 TD, 2 INTs, 91.3 QB rating.
- Led Chiefs to an NFL record fourth-straight home AFC Championship



A HOT START FOR THE YOUNG QUARTERBACK

With 64 games under his belt as a starting quarterback in the National Football League, Chiefs QB Patrick Mahomes has performed at a record-setting pace thus far. The charts below compare Mahomes' first 64 games of his career to some of the game's greatest quarterbacks in their first 64 starts.

Listed are Pro Football HOF QBs Brett Favre, Kurt Warner, Dan Marino, John Elway, Joe Montana, Joe Namath, Troy Aikman, Jim Kelly, Steve Young, Johnny Unitas and Peyton Manning, along with potential future PFHOFers QBs Tom Brady, Drew Brees and Aaron Rodgers. Among the group, there are 11 Pro Football Hall of Famers, 11 NFL/AFL MVP Award winners, 12 Super Bowl champions and 10 Super Bowl MVPs.

PASSING YARDS (THROUGH FIRST 64 STARTS)

<u>Name</u>	<u>Team</u>	<u>Yards</u>
Patrick Mahomes	KC	19,351
Dan Marino*	MIA	17,712
Kurt Warner*	STL	17,688
Aaron Rodgers	GB	17,559
Peyton Manning*	IND	16,418
Brett Favre*	ATL/GB	15,202
Joe Namath*	NYJ	15,115
Joe Montana*	SF	15,050
Tom Brady	NE	14,449
Jim Kelly*	BUF	14,352
Johnny Unitas*	BAL	14,061
John Elway*	DEN	13,755
Drew Brees	SD	13,636
Steve Young*	TB/SF	13,082
Troy Aikman*	DAL	12,794

PASSING TOUCHDOWNS (THROUGH FIRST 64 STARTS)

<u>Name</u>	<u>Team</u>	<u>TDs</u>
Dan Marino*	MIA	157
Patrick Mahomes	KC	156
Aaron Rodgers	GB	134
Johnny Unitas*	BAL	119
Brett Favre*	ATL/GB	116
Kurt Warner*	STL	111
Peyton Manning*	IND	111
Tom Brady	NE	100
Joe Montana*	SF	100
Joe Namath*	NYJ	94
Jim Kelly*	BUF	92
Drew Brees	SD	87
John Elway*	DEN	80
Steve Young*	TB/SF	80
Troy Aikman*	DAL	63



PASS COMPLETIONS (THROUGH FIRST 64 STARTS)

<u>Name</u>	<u>Team</u>	<u>Comp.</u>
Patrick Mahomes	KC	1,580
Kurt Warner*	STL	1,402
Aaron Rodgers	GB	1,398
Dan Marino*	MIA	1,379
Brett Favre*	ATL/GB	1,371
Peyton Manning*	IND	1,357
Tom Brady	NE	1,284
Joe Montana*	SF	1,279
Drew Brees	SD	1,248
Jim Kelly*	BUF	1,154
Troy Aikman*	DAL	1,111
John Elway*	DEN	1,095
Steve Young*	TB/SF	1,027
Joe Namath*	NYJ	993
Johnny Unitas*	BAL	961

PASSER RATING (THROUGH FIRST 64 STARTS)

<u>Name</u>	<u>Team</u>	<u>Rating</u>
Patrick Mahomes	KC	106.5
Aaron Rodgers	GB	104.5
Dan Marino*	MIA	95.4
Kurt Warner*	STL	94.6
Joe Montana*	SF	92.4
Steve Young*	TB/SF	90.2
Brett Favre*	ATL/GB	88.9
Tom Brady	NE	87.6
Drew Brees	SD	85.6
Peyton Manning*	IND	85.1
Jim Kelly*	BUF	83.7
Johnny Unitas*	BAL	80.2
Troy Aikman*	DAL	79.6
John Elway*	DEN	74.1
Joe Namath*	NYJ	70.0

INTERCEPTIONS (THROUGH FIRST 64 STARTS)

<u>Name</u>	<u>Team</u>	<u>INTs</u>
Patrick Mahomes	KC	37
Aaron Rodgers	GB	39
Steve Young*	TB/SF	48
Joe Montana*	SF	51
Tom Brady	NE	53
Drew Brees	SD	57
Troy Aikman*	DAL	63
Brett Favre*	ATL/GB	64
Jim Kelly*	BUF	69
Dan Marino*	MIA	72
John Elway*	DEN	73
Kurt Warner*	STL	74
Peyton Manning*	IND	81
Johnny Unitas*	BAL	92
Joe Namath*	NYJ	103

* Denotes Pro Football Hall of Famer

COMEBACK KINGDOM

QB Patrick Mahomes led his team to an NFL-QB record seven straight come-from-behind wins after being down by at least 10 points from 2019-20. He has a total of nine such comeback victories in his career.

<u>Date</u>	<u>Team</u>	<u>Deficit</u>	<u>Final Score</u>
9/12/21	vs. CLE	3-15 (12)	33-29
12/13/20	at MIA	0-10 (10)	33-27
9/20/20	at LAC	6-17 (11)	23-20 OT
2/2/20*	vs. SF	10-20 (10)	31-20
1/19/20*	vs. TEN	7-17 (10)	35-24
1/12/20*	vs. HOU	0-24 (24)	51-31
9/15/19	at OAK	0-10 (10)	28-10
9/29/19	at DET	0-10 (10)	34-30
10/1/18	at DEN	13-23 (10)	27-23

Mahomes also owns eight wins in games his team entered the fourth quarter either trailing or tied.

<u>Date</u>	<u>Team</u>	<u>Deficit Entering Q4</u>	<u>Final Score</u>
1/8/22	at DEN	17-21 (4)	28-24
12/16/21	at LAC	13-14 (1)	34-28 OT
9/12/21	vs. CLE	20-22 (2)	33-29
9/20/20	at LAC	9-17 (8)	23-20 OT
2/2/20*	vs. SF	10-20 (10)	31-20
9/29/19	at DET	20-23 (3)	34-30
12/9/18	vs. BAL	17-17 (0)	27-24 OT
10/1/18	at DEN	13-20 (7)	27-23

MISC. OFFENSIVE NOTES

KELCE LOGS NFL RECORD

Chiefs TE Travis Kelce recorded 105 receptions for 1,416 yards in 2020, which stands as the NFL record for single-season receiving yards by a tight end. Kelce's 1,336 receiving yards in 2018 rank as the fourth-most in a single season by a tight end in league history.

NFL RECORD BOOK: SINGLE-SEASON RECEIVING YARDS, TIGHT END

Rk.	Tm.	Name	Year	Rec.	Yards	Avg.
1.	KC	Travis Kelce	2020	105	1,416	13.5
2.	SF	George Kittle	2018	88	1,377	15.6
3.	BAL	Mark Andrews	2021	107	1,361	12.7
4.	KC	Travis Kelce	2018	103	1,336	13.0
5.	NE	Rob Gronkowski	2011	90	1,327	14.7



KELCE JOINS THE 9,000 CLUB

With 34 receiving yards in Kansas City's 2021 Week 18 game against the Broncos (1/8/22), TE Travis Kelce became just the second pass catcher in franchise history to cross the 9,000-yard plateau for his career. He now owns 9,127 career receiving yards. He's had 18 100-yard receiving games since 2018, including one in 2022.

CHIEFS RECORD BOOK: MOST RECEIVING YARDS, CAREER

Rk.	Yards	Player	Pos.	Seasons
1.	10,940	Tony Gonzalez	TE	1997-2008
2.	9,127	Travis Kelce	TE	2013-22
3.	7,306	Otis Taylor	WR	1965-75
4.	7,155	Dwayne Bowe	WR	2007-14
5.	6,630	Tyreek Hill	WR	2016-21

By reaching the milestone in just 127 games, Kelce became the fastest tight end in NFL history to record 9,000 career receiving yards.

NFL RECORD BOOK: FASTEST TO 9,000 RECEIVING YARDS, TIGHT END

Rk.	Name	Years	Games
1.	Travis Kelce	2013-21	127
2.	Rob Gronkowski	2010-21	140
3.	Antonio Gates	2003-13	158
4.	Jason Witten	2003-13	160

KELCE YARDS AFTER CATCH

Since entering the NFL in 2013, Chiefs TE Travis Kelce ranks first among all tight ends in yards after catch.

Rk.	Pos.	Name	Rec.	Yards	YAC*
1.	TE	Travis Kelce	712	9,127	4,268
2.	TE	Rob Gronkowski	434	6,623	2,637
3.	TE	George Kittle	335	4,489	2,527
4.	TE	Zach Ertz	637	6,855	2,334
5.	TE	Jimmy Graham	498	5,858	2,261

* YAC not updated prior to publishing release

KELCE AMONG THE ALL-TIME GREATS

With 128 games played in his career, Chiefs TE Travis Kelce has already cemented himself in league history and continues to produce at a record-setting pace. The below chart compares the first 128 games of Kelce's career to some of the game's greatest tight ends in their first 128 games.

Listed are all nine TEs enshrined in the Pro Football Hall of Fame -- Dave Casper (1974-84), Mike Ditka (1961-72), Tony Gonzalez (1997-2013), John Mackey (1963-72), Ozzie Newsome (1978-90), Charlie Sanders (1968-77), Shannon Sharpe (1990-2003), Jackie Smith (1963-78) and Kellen Winslow (1979-87) -- along with potential future PFHOF TEs Antonio Gates (2003-18), Jason Witten (2003-17, 2019-20) and Rob Gronkowski (2010-18, 2020-21).

RECEPTIONS (THROUGH FIRST 128 GAMES)

Name	Team	Receptions
Travis Kelce	KC	712
Jason Witten	DAL	623
Antonio Gates	SD	575
Tony Gonzalez*	KC	574
Rob Gronkowski	NE/TB	559
Kellen Winslow*^	SD	541
Ozzie Newsome*	CLE	517
Shannon Sharpe*	DEN	491
Mike Ditka*	CHI/PHI/DAL	403
Jackie Smith*	STL	393
Dave Casper*	OAK/HOU	361
Charlie Sanders**	DET	336
John Mackey***	BAL	331

RECEIVING YARDS (THROUGH FIRST 128 GAMES)

Name	Team	Yards
Travis Kelce	KC	9,127
Rob Gronkowski	NE/TB	8,368
Antonio Gates	SD	7,538
Jason Witten	DAL	7,077
Tony Gonzalez*	KC	6,956
Kellen Winslow*^	SD	6,741
Jackie Smith*	STL	6,588
Ozzie Newsome*	CLE	6,419
Shannon Sharpe*	DEN	6,298
Mike Ditka*	CHI/PHI/DAL	5,512
John Mackey***	BAL	5,236
Dave Casper*	OAK/HOU	5,015
Charlie Sanders**	DET	4,817

RECEIVING TOUCHDOWNS (THROUGH FIRST 128 GAMES)

Name	Team	Touchdowns
Rob Gronkowski	NE/TB	84
Antonio Gates	SD	73
Travis Kelce	KC	58
Tony Gonzalez*	KC	54
Dave Casper*	OAK/HOU	50
Kellen Winslow*^	SD	45
Mike Ditka*	CHI/PHI/DAL	42
Ozzie Newsome*	CLE	40
John Mackey***	BAL	38
Shannon Sharpe*	DEN	38
Jason Witten	DAL	36
Jackie Smith*	STL	33
Charlie Sanders**	DET	31

* Denotes Pro Football Hall of Famer

^Only played in 109 games

**Only played in 117 games

***Only played in 123 games

MISC. OFFENSIVE NOTES

RELIABILITY WITH KELCE

TE Travis Kelce has recorded at least one pass reception in 127-consecutive games played from Week 1 of the 2014 season (9/7/14) through Week 1 of the 2022 season (09/11/22), which is good for the second-longest streak in franchise history.

CHIEFS RECORD BOOK:

MOST CONSECUTIVE GAMES. PASS RECEPTIONS

Rk.	Games	Player	Years
1.	131	Tony Gonzalez	Dec. 4, 2000 – Dec. 28, 2008
2.	127	Travis Kelce	Sept. 7, 2014 – Present
3.	83	Stephone Paige	Nov. 17, 1985 – Sept. 29, 1991

Kelce's 127 consecutive games with a reception ranks second among all active NFL players. Kelce's achievement also ranks as the longest consecutive game mark by a TE in the National Football League.

NFL RECORD BOOK:

MOST CONSECUTIVE GAMES. PASS RECEPTION. ACTIVE STREAK

Rk.	Name	Team	Games	Date
1.	DeAndre Hopkins	HOU/ARI	136	Sept. 9, 2013 – Present
2.	Travis Kelce	KC	127	Sept. 7, 2014 – Present
3.	Jarvis Landry	MIA/CLE/NO	123	Sept. 14, 2014 - Present
4.	Marvin Jones	CIN/DET/JAX	115	Oct. 6, 2013 - Present

PUT IT ON THE BOARD

Since 2018, the Chiefs rank first in the NFL in points scored per game (30.5).

NFL LEADERS - POINTS PER GAME (2018-22)

Rk.	Team	Points Per Game
1.	KC	30.5
2.	TB	28.4
3.	NO	27.8
4.	BAL	27.3
5.	LAR	26.7

SCRIMMAGE YARDS PER GAME LEADERS

Over the last four seasons, the Chiefs rank first in the NFL in scrimmage yards per game.

2018-22 NFL LEADERS - SCRIMMAGE YARDS PER GAME

Rk.	Team	Scrimmage Yards Per Game
1.	KC	415.5
2.	TB	412.8
3.	DAL	402.3
4.	LAR	396.9
5.	LAC	391.3

RACKING UP THE POINTS

Since Andy Reid was named Head Coach in 2013, the Chiefs have had at least four games each season where they've scored 30 or more points. In 2018, the club scored at least 30 points 12 times, which ranked first in franchise history. Since QB Patrick Mahomes became the Chiefs starting QB the club has averaged 30.5 points per game.

CHIEFS RECORD BOOK:

MOST 30-POINT GAMES. SEASON

Rk.	Games	Seasons
1.	12	2018
2.	9	2020, 2021
3.	8	1966, 2002, 2004
4.	7	1999, 2003, 2019
5.	6	1960, 1967, 2010

MOVING THE CHAINS

Since 2018, the Chiefs rank first in the league with a total of 1,583 first downs.

2018-22 NFL LEADERS. FIRST DOWNS

Rk.	Team	First Downs
1.	KC	1,583
2.	TB	1,527
3.	BAL	1,487
4.	LAC	1,479

THIRD DOWN MAGIC

Over the last four seasons, the Chiefs have the highest third down percentage in the NFL, converting 49.2% of their third down attempts.

2018-22 NFL LEADERS. THIRD DOWN PCT.

Rk.	Team	Third Down Pct.
1.	KC	49.2
2.	TB	44.4
3.	BAL	44.0
4.	LAC	43.5

ACCOLADES UP FRONT

Prior to the 2021 season, the Chiefs overhauled its offensive line. The Chiefs drafted C Creed Humphrey with the 63rd pick in the second round and picked up G Trey Smith with the 226th overall pick in the sixth round last year. The draft picks were paired with Joe Thuney as a free agent and traded for T Orlando Brown Jr. adding size and versatility to its front line.

During the 2021 season, the offensive line held strong for QB Patrick Mahomes allowing only 28.0 sacks.

2021 Sacks Allowed

Rk.	Team	Sacks Allowed
1.	TB	23.0
2.	BUF	27.0
3t.	KC	28.0
	NE	28.0

2021 OFFENSIVE LINE ACCOLADES

- C Creed Humphrey allowed only 1.0 sack (seven yards) in the 2021 season.
- G Trey Smith recorded the most snaps of any guard in the NFL.
- Smith and Humphrey are the 17th and 18th players in franchise history to start all regular season games in their rookie seasons and are the third pair of teammates to both start all regular season games in their rookie campaigns.
- Smith allowed only 2.5 sacks the entire 2021 season.
- Both Humphrey and Smith were named to the PFW/PFWA All-Rookie Team.
- G Joe Thuney was named to the second-team AP All-pro following the 2019 season.
- T Orlando Brown allowed only 2.0 sacks on QB Mahomes the entire 2021 season and was nominated to the Pro Bowl for the third time (2019, 2020, 2021)



THE NEW GUYS

DUNLAP SACK NUMBERS AMONG AFC

Since entering the NFL in 2010 Chiefs DE Carlos Dunlap is 5th in the AFC in total sacks.

Rk.	Player	Sacks
1.	Von Miller	112.5
2.	Justin Houston	103.0
3.	J.J Watt	101.0
4.	Cameron Wake	95.0
5.	Carlos Dunlap	83.5

VALDES-SCANTLING BIG PLAY THREAT

Dating back to the 2011 season, Chiefs WR Marquez Valdes-Scantling owns the best single yards per reception season.

Rk.	Player	Year	Yards per Rec
1t.	Marquez Valdes-Scantling	2020	20.9
	DeSean Jackson	2014	20.9
3.	Mike Williams	2019	20.4
4.	A.J. Brown	2019	20.2
5.	Torrey Smith	2015	20.1

With at least 32 receptions in a season.

Since entering the NFL in 2018, Valdes-Scantling has the fourth most yards per reception.

Rk.	Player	Yards per Rec
1.	DeSean Jackson	19.3
2.	Breshad Perriman	17.8
3.	Ja'Marr Chase	17.4
4.	Marquez Valdes-Scantling	17.3
5.	Mike Williams	16.4

With at least 32 receptions in a season.

Since 2018, Marquez Valdes-Scantling is tied for first and JuJu Smith-Schuster is tied for fourth in 70+ yard receptions.

Rk.	Player	70+ yard Rec
1t.	Marquez Valdes-Scantling	4
	Robbie Anderson	4
	Tyreek Hill	4
4t.	JuJu Smith-Schuster	3
	Deebo Samuel	3
	5 others tied	3

Since entering the NFL in 2018, Valdes-Scantling has the most games of 85+ receiving yards on 4 or fewer catches

Rk.	Player	Number of Games
1t.	Marquez Valdes-Scantling	7
	A.J. Brown	7
3.	DK Metcalf	6
4.	Tyler Lockett	5
5t.	4 others tied	4

According to NextGen Stats, in 2021 Valdes-Scantling had the second fastest ball carrier speed of the season.

Rk.	Player	Speed (MPH)
1.	Jonathan Taylor	22.13
2.	Marquez Valdes-Scantling	22.09
3.	Patrick Surtain	22.07
4.	Jonathan Taylor	22.05
5.	Jonathan Taylor	21.83

JUJU MAN OF THE LONG BALL

Since entering the NFL in 2017 Chiefs WR JuJu Smith-Schuster owns the two longest receptions in the league.

Rk.	Player	Long Rec
1t.	JuJu Smith-Schuster	97
	JuJu Smith-Schuster	97
3.	Robert Woods	94
4.	Olamide Zaccheaus	93
5t.	Robbie Anderson	92
	Jerry Jeudy	92

Since 2017 Travis Kelce and Smith-Schuster are both top 5 in receptions per game in the AFC.

Rk.	Player	Rec per Game
1.	Keenan Allen	6.5
2.	Travis Kelce	6.2
3.	Tyreek Hill	5.6
4.	Jarvis Landry	5.3
5.	JuJu Smith-Schuster	5.1

Since 2017 Travis Kelce and JuJu Smith-Schuster are both top-five in yards per game in the AFC.

Rk.	Player	Yards per Game
1.	Tyreek Hill	80.7
2.	Travis Kelce	79.3
3.	Keenan Allen	75.7
4.	JuJu Smith-Schuster	61.5
5.	Jarvis Landry	60.6

RONALD JONES RUSHES TO RECORD BOOKS

Chiefs RB Ronald Jones owns the third longest run in the history of the NFL.

Rk.	Player	Year	Long Rush
1t.	Tony Dorsett	1982	99
	Derrick Henry	2018	99
3t.	Ronald Jones	2020	98
	Ahman Green	2003	98
5t.	Bob Gage	1949	97
	Lamar Miller	2014, 2018	97

Jones owns the longest rush in the NFL since 2019.

Rk.	Player	Long Rush
1.	Ronald Jones	98
2.	Derrick Henry	94
3.	Damien Williams	91
4.	Nick Chubb	88
5.	Christian McCaffrey	84

JUSTIN REID IN NFL RANKS

Since entering the NFL in 2018, Justin Reid owns the second longest interception return in the league.

Rk.	Player	Long Int Return
1.	Marcus Maye	104
2.	Justin Reid	101
3.	Denzel Ward	99
4.	Bobby Wagner	98
5.	Minkah Fitzpatrick	96

Reid leads the league in average return yards per interception among players with 7 or more interceptions.

Rk.	Player	Avg Int Return Yards
1.	Justin Reid	32.6
2.	Malcolm Butler	29.1
3.	Marcus Peters	27.8
4.	Daniel Sorensen	25.3
5.	Darius Slay	25.2

CHIEFS DEFENSIVE NOTES

CHIEFS TAKEAWAYS UNDER REID

Dating back to 2013 when Chiefs Head Coach Andy Reid arrived in Kansas City, the Chiefs defense is first in the NFL when it comes to forcing opponent turnovers, tallying 239 total takeaways.

Rk.	Team	Games	Takeaways
1.	KC	146	239
2.	BUF	146	237
3.	TB	146	234
4.	NE	146	232
5.	LAR	146	231

INT RETURN TDS SINCE 2013

The Chiefs have returned 22 of their 145 interceptions for touchdowns since 2013, the most in the NFL over that span.

Rk.	INT TDs	Team
1.	22	Kansas City Chiefs
2t.	17	Los Angeles Rams
	17	Tampa Bay Buccaneers
	17	Houston Texans
5t.	16	Three teams tied

INTS SINCE 2013

The Chiefs rank third in the NFL with 145 interceptions since 2013, returning those interceptions for a league-best 2,372 yards and 22 TDs.

Rk.	INTs	Team
1.	156	Buffalo Bills
2.	154	New England Patriots
3.	145	Kansas City Chiefs
4.	137	Miami Dolphins
5.	136	Cincinnati Bengals



'22 CHIEFS PRO BOWL PLAYERS & '21 AWARDS

The NFL announced on Dec. 22, 2021 that six members of the Chiefs were selected to participate in the 2022 NFL Pro Bowl.

Orlando Brown (Tackle) - 3rd Nomination
Tyreek Hill (Wide Receiver) - 6th Nomination
Chris Jones (Defensive Tackle) - 3rd Nomination
Travis Kelce (Tight End) - 7th Nomination
Patrick Mahomes (Quarterback) - 4th Nomination
Tyrann Mathieu (Safety) - 3rd Nomination

2021 IN-SEASON AWARDS

Week	Player	Award
1	QB Patrick Mahomes	AFC Offensive POW
8	LB Nick Bolton	Def. Rookie of the Month - Oct.
9	P Tommy Townsend	AFC Special Teams POW
10	QB Patrick Mahomes	AFC Offensive POW
11	DT Chris Jones	AFC Defensive POW
12	P Tommy Townsend	AFC Player of the Month - Nov.
14	CB Mike Hughes	AFC Defensive POW
15	TE Travis Kelce	AFC Offensive POW
16	QB Patrick Mahomes	AFC Player of the Month - Dec.

POINTS PER GAME ALLOWED

Dating back to 2013, Kansas City's defense ranks fourth in the NFL in allowing opposing teams to score just 20.5 points per game.

Rk.	Team	PPG
1.	New England Patriots	18.8
2.	Seattle Seahawks	19.8
3.	Baltimore Ravens	20.2
4.	Kansas City Chiefs	20.5
5t.	Two teams tied	21.1

OPPONENT PASSER RATING

Since 2013, the Chiefs are holding opposing teams to an 84.2 passer rating, placing the unit fourth in the NFL during that time span.

Rk.	Passer Rtg	Team
1.	78.9	Buffalo Bills
2.	82.2	New England Patriots
3.	83.8	Seattle Seahawks
4.	84.2	Kansas City Chiefs
5.	84.8	Denver Broncos

OPPONENT COMPLETION PERCENTAGE

Dating back to 2013, Kansas City's pass defense is allowing opposing quarterbacks to complete just 60.2 percent of passes, ranking first in the NFL.

Rk.	Comp. %	Team
1.	60.2	Kansas City Chiefs
2t.	60.6	Buffalo Bills
	60.6	New England Patriots
4.	61.3	Denver Broncos
5.	61.4	Baltimore Ravens

PASSES DEFENSED

Going back to 2013, the club ranks second in the NFL for most passes defended with 724 passes defended.

Rk.	Team	PD
1.	Buffalo Bills	733
2.	Kansas City Chiefs	724
3t.	Cincinnati Bengals	717
	New York Giants	717
5.	Denver Broncos	706

SACK NATION

Since the arrival of Defensive Coordinator Steve Spagnuolo in 2019, the defensive unit has sacked the opposing quarterback 111.0 times.

2019-22 Chiefs Top Ten Sack Leaders

1.	DT Chris Jones	25.5
2.	DE Frank Clark	18.5
3.	DE Alex Okafor*	9.5
4t.	DE Mike Danna	5.5
	DE Emmanuel Ogbah*	5.5
6t.	DE Tanoh Kpassagnon*	5.0
	DT Tershawn Wharton	5.0
8t.	DT Derrick Nnadi	4.0
	CB L'Jarius Sneed	4.0
10.	S Tyrann Mathieu*	3.0

*No longer with the organization

CHIEFS DEFENSIVE NOTES



CHIEFS DEFENSE NO STRANGER TO END ZONE

Below is a look at Kansas City's most recent defensive scores. The Chiefs are 127-31-2 (.800) when producing a defensive score. KC is 117-28-1 (.805) when scoring a defensive TD and 15-3-1 (.816) when recording a safety. Kansas City's defense ranks first in the NFL in scoring defense since 2013.

Defensive Scores Under Head Coach Andy Reid

Date	Opponent	Defensive Score	Result
1/8/22	@ DEN	LB Nick Bolton 86-yd fum. return	W, 28-24
12/12/21	LV	CB Mike Hughes 23-yd fum. return	W, 48-9
12/5/21	DEN	S Dan Sorensen 75-yd INT return	W, 22-9
9/19/21	@ BAL	S Tyrann Mathieu 34-yd INT return	L, 35-36
12/13/20	@ MIA	DT Chris Jones safety (T. Tagovailoa)	W, 33-27
10/25/20	@ DEN	S Dan Sorensen 50-yd INT return	W, 43-16
10/5/20	NE	S Tyrann Mathieu 25-yd INT return	W, 26-10
12/1/19	OAK	S Juan Thornhill 46-yd INT return	W, 40-9
10/17/19	@ DEN	LB Reggie Ragland 5-yd fum return	W, 30-6
9/29/19	@ DET	CB B. Breeleand 100-yd fum. return	W, 34-30
12/30/18	OAK	S Dan Sorensen 54-yd INT return	W, 35-3
11/19/18	@ LAR	DE Allen Bailey 2-yd fum. return	L, 51-54
10/21/18	CIN	S Ron Parker 33-yd INT return	W, 45-10
10/7/18	JAX	DL Chris Jones 20-yd INT return	W, 30-14
12/31/17	@ DEN	LB Ramik Wilson 11-yd fum. return	W, 27-24
10/30/17	DEN	CB Marcus Peters 45-yd fum. return	W, 29-19
10/2/17	WAS	LB Justin Houston 13-yd fum. return	W, 29-20
12/4/16	@ ATL	S Eric Berry 37-yd INT return	W, 29-28
11/27/16	@ DEN	LB Justin Houston safety (R. Okung)	W, 30-27
11/13/16	@ CAR	S Eric Berry 42-yd INT return	W, 20-17
10/23/16	NO	S Daniel Sorensen 48-yd INT return	W, 27-21
9/25/16	NYJ	LB Derrick Johnson 55-yd INT return	W, 24-3
12/20/15	@ BAL	CB Marcus Peters 90-yd INT return	W, 34-14
12/20/15	@ BAL	S Tyvon Branch 73-yd fumble return	W, 34-14
12/6/15	@ OAK	S Tyvon Branch 38-yd INT return	W, 34-20
11/22/15	SD	LB Justin Houston 17-yd INT return	W, 33-3
10/11/15	CHI	LB Ramik Wilson FR in endzone	L, 18-17
9/17/15	DEN	CB Marcus Peters 55-yd INT return	L, 31-24
9/29/14	NE	S Husain Abdullah 39-yd INT return	W, 41-14
12/15/13	@ OAK	S Eric Berry 47-yard INT return	W, 56-31
11/3/13	@ BUF	LB Tamba Hali 11-yard fumble return	W, 23-13
11/3/13	@ BUF	CB Sean Smith 100-yd INT return	W, 23-13
10/13/13	OAK	S Husain Abdullah 44-yd INT return	W, 24-7
9/19/13	@ PHI	S Eric Berry 38-yd INT return	W, 26-16

LOCKING DOWN WHEN IT MATTERS

Since Defensive Coordinator Steve Spagnuolo took over in 2019 the Chiefs rank fifth in the AFC in points allowed per game.

Rk.	Team	PPG
1.	New England Patriots	18.0
2.	Buffalo Bills	18.7
3.	Baltimore Ravens	19.7
4.	Pittsburgh Steelers	20.7
5.	Kansas City Chiefs	21.1

CHIEFS EXCEL WHEN SACKING THE QB

The Chiefs have placed an emphasis on putting pressure on opposing quarterbacks. Kansas City has recorded 6.0 or more team sacks 60 times in team history. In those 60 games, Kansas City has a 54-5-1 (.908) record and has outscored its opponents 1,759-725.

Record When Recording 6.0 or More Team Sacks

Date	Opponent	Sacks	Yds	Result
12/4/1960	Houston	7.0	54	W, 24-0
12/18/1960	Buffalo	6.0	37	W, 24-7
9/23/1962	@ Oakland	6.0	67	W, 26-16
12/8/1963	Denver	6.0	47	W, 52-21
12/14/1963	Boston	6.0	54	W, 35-3
11/8/1964	Oakland	7.0	65	W, 42-7
10/31/1965	Oakland	6.0	62	W, 14-7
10/8/1967	Miami	7.0	77	W, 41-0
9/28/1968	@ Miami	6.0	55	W, 48-3
11/10/1968	@ Cincinnati	6.0	35	W, 16-9
12/8/1968	@ San Diego	6.0	61	W, 40-3
12/14/1968	@ Denver	7.0	78	W, 30-7
10/26/1969	Cincinnati	6.0	23	W, 42-22
11/2/1969	@ Buffalo	9.0	93	W, 29-7
9/28/1970	@ Baltimore	7.0	73	W, 44-24
12/6/1970	Denver	6.0	45	W, 16-0
10/1/1972	@ Denver	8.0	63	W, 45-24
11/12/1973	Chicago	6.0	64	W, 19-7
12/2/1973	Cleveland	7.0	50	T, 20-20
9/23/1979	Oakland	7.0	55	W, 35-7
10/5/1980	@ Oakland	6.0	54	W, 31-17
11/13/1983	Cincinnati	7.0	49	W, 20-15
11/27/1983	@ Seattle	6.0	40	L, 48-51 (OT)
9/30/1984	Cleveland	11.0	78	W, 10-6
12/8/1985	Atlanta	7.0	53	W, 38-10
9/21/1986	Houston	7.0	42	W, 27-13
9/23/1990	@ Green Bay	6.0	35	W, 17-3
10/7/1990	@ Indianapolis	7.0	62	L, 19-23
11/11/1990	Seattle	9.0	70	L, 16-17
12/2/1990	@ New England	6.0	44	W, 37-7
10/7/1991	Buffalo	6.0	43	W, 33-6
11/17/1991	Denver	6.0	47	L, 20-24
10/11/1992	Philadelphia	6.0	39	W, 24-17
11/8/1992	San Diego	6.0	56	W, 16-14
12/27/1992	Denver	6.0	56	W, 42-20
10/3/1993	LA Raiders	6.0	46	W, 24-9
10/17/1994	@ Denver	6.0	30	W, 31-28
10/1/1995	@ Arizona	7.0	68	W, 24-3
9/15/1996	@ Seattle	7.0	18	W, 35-17
11/16/1997	Denver	6.0	38	W, 24-22
12/7/1997	Oakland	6.0	45	W, 30-0
12/14/1997	@ San Diego	7.0	34	W 29-7
9/6/1998	Oakland	10.0	58	W, 28-8
12/26/1998	@ Oakland	6.0	44	W, 31-24
9/17/2000	San Diego	6.0	31	W, 42-10
11/26/2000	@ San Diego	6.0	28	L, 16-17
12/10/2000	Carolina	6.0	18	W, 15-14
12/8/2002	St. Louis	7.0	49	W, 49-10
12/4/2011	Chicago	7.0	45	W, 10-3
9/8/2013	@ Jacksonville	6.0	50	W, 28-2
9/19/2013	@ Philadelphia	6.0	34	W, 26-16
10/13/2013	Oakland	9.0	63	W, 24-7
12/8/2013	@ Washington	6.0	31	W, 45-10
10/26/2014	St. Louis	7.0	44	W, 34-7
12/28/2014	San Diego	7.0	42	W, 19-7
11/1/2015	Detroit	6.0	32	W, 45-10
1/3/2016	Oakland	6.0	37	W, 23-17
10/30/2016	@ Indianapolis	6.0	38	W, 30-14
9/17/2017	Philadelphia	6.0	34	W, 27-20
10/17/2019	@ Denver	9.0	79	W, 30-6

SPECIAL TEAMS NOTES

BUTKER'S BOOTS

K Harrison Butker's 147 points scored led all NFL players in 2019. He also broke his own franchise record for the most points scored by a K in a single season. Butker's 147 points rank second in club history for the most points scored by any player in a single season (Priest Holmes, 2003; 162), and his 678 points scored in his career rank third in club annals.

NFL LEADERS, POINTS SCORED (2019)

Rk.	Pts.	Player	Team
1.	147	Harrison Butker	KC
2.	144	Wil Lutz	NO
3.	141	Justin Tucker	BAL
4.	127	Zane Gonzalez	ARI
5.	124	Matt Gay	TB

CHIEFS MOST POINTS, SEASON

Rk.	Pts.	Player	Year
1.	162	Priest Holmes	2003
2.	147	Harrison Butker	2019
3.	144	Priest Holmes	2002
4.	142	Harrison Butker	2017
5.	139	Nick Lowery	1990
6.	137	Harrison Butker	2018

CHIEFS MOST POINTS, CAREER

Rk.	Pts.	Player	Year
1.	1,466	Nick Lowery	1983-93
2.	1,231	Jan Stenerud	1967-79
3.	678	Harrison Butker	2017-22
4.	517	Ryan Succup	2009-13
5.	500	Priest Holmes	2001-07

BUTKER KEEPING PACE

K Harrison Butker owns 678 points in 78 career games, which is the most in NFL history through a kicker's first 78 games.

NFL RECORD BOOK: POINTS SCORED, FIRST 78 GAMES

Rk.	Player	Points	Team
1.	Harrison Butker	678	KC
2.	Will Lutz	660	NO
3.	Justin Tucker	653	BAL
4.	Dan Bailey	627	DAL
5.	Stephen Gostkowski	620	NE



CONSISTENT COVERAGE WITH TOUB

Since his arrival in 2013, Chiefs Assistant Head Coach/Special Teams Coordinator Dave Toub has had tremendous success with his coverage units.

FEWEST RETURN TDS ALLOWED SINCE 2013

Rk.	Team	PR/KR TDs
1t.	Kansas City	1
	Atlanta	1
	Dallas	1
	New England	1

Toub's two return TDs allowed since the 2010 season ranks second among all active Special Teams Coordinators who have led special teams units since the 2010 season.

FEWEST RETURN TDS ALLOWED SINCE 2010 (ACTIVE STC)

Rk.	STC	Team	TDs
1.	Keith Armstrong	TB/ATL	1
2.	Dave Toub	KC/CHI	2
3.	Danny Crossman	MIA/BUF/DET	4
4.	Chris Tabor	CHI/CLE	6

TOUB – RETURN TDS ALLOWED SINCE 2004 (FEWEST IN NFL)

Date	Type	Opponent
12/25/05	PR	Green Bay
9/30/07	KR	Detroit
9/19/10	PR	Dallas
9/29/20	KR	Baltimore

QUALITY SPECIAL TEAMS PLAY

Over the past ten seasons (2013-22) under Assistant Head Coach/Special Teams Coordinator Dave Toub, the Chiefs special teams units have performed consistently. In fact, over that span, the club leads the league in kick return average and ranks second in punt return average. Additionally, the Chiefs have a combined 14 return touchdowns, which also ranks first in the NFL.

Rk.	Team	KR	Yds.	Avg.	TDs
1.	Kansas City	351	8,826	25.1	6
2.	Minnesota	325	8,046	24.8	7
3.	Baltimore	292	7,219	24.7	4
4.	Indianapolis	308	7,480	24.3	2
5.	Cincinnati	340	8,182	24.1	2

Rk.	Team	PR	Yds.	Avg.	TDs
1.	Baltimore	294	3,150	10.7	4
2.	Kansas City	335	3,385	10.1	8
3.	Detroit	257	2,533	9.9	7
4t.	New England	309	2,980	9.6	2
	Chicago	250	2,400	9.6	5

Rk.	Team	PR TDs	KR TDs	Tot TDs
1.	Kansas City	8	6	14
2.	Minnesota	4	7	11
3t.	Philadelphia	5	4	9
	Detroit	7	2	9
5t.	Baltimore	4	4	8
	Chicago	5	3	8

2022 NFL STANDINGS

AFC East											
Team	W	L	T	Pct	PF	PA	Home	Away	Conf	Div	Streak
Miami Dolphins	1	0	0	1.000	20	7	1-0-0	0-0-0	1-0-0	1-0-0	Won 1
Buffalo Bills	1	0	0	1.000	31	10	0-0-0	1-0-0	0-0-0	0-0-0	Won 1
New York Jets	0	1	0	.000	9	24	0-1-0	0-0-0	0-1-0	0-0-0	Lost 1
New England Patriots	0	1	0	.000	7	20	0-0-0	0-1-0	0-1-0	0-1-0	Lost 1

AFC North											
Team	W	L	T	Pct	PF	PA	Home	Away	Conf	Div	Streak
Pittsburgh Steelers	1	0	0	1.000	23	20	0-0-0	1-0-0	1-0-0	1-0-0	Won 1
Baltimore Ravens	1	0	0	1.000	24	9	0-0-0	1-0-0	1-0-0	0-0-0	Won 1
Cleveland Browns	1	0	0	1.000	26	24	0-0-0	1-0-0	0-0-0	0-0-0	Won 1
Cincinnati Bengals	0	1	0	.000	20	23	0-1-0	0-0-0	0-1-0	0-1-0	Lost 1

AFC South											
Team	W	L	T	Pct	PF	PA	Home	Away	Conf	Div	Streak
Houston Texans	0	0	1	.500	20	20	0-0-1	0-0-0	0-0-1	0-0-1	T 1
Indianapolis Colts	0	0	1	.500	20	20	0-0-0	0-0-1	0-0-1	0-0-1	T 1
Tennessee Titans	0	1	0	.000	20	21	0-1-0	0-0-0	0-0-0	0-0-0	Lost 1
Jacksonville Jaguars	1	0	.000	22	28	0-0-0	0-1-0	0-0-0	0-0-0		Lost 1

AFC West											
Team	W	L	T	Pct	PF	PA	Home	Away	Conf	Div	Streak
Los Angeles Chargers	1	0	0	1.000	24	19	1-0-0	0-0-0	1-0-0	1-0-0	Won 1
Kansas City Chiefs	1	0	0	1.000	44	21	0-0-0	1-0-0	0-0-0	0-0-0	Won 1
Denver Broncos	0	0	0	-	0	0	0-0-0	0-0-0	0-0-0	0-0-0	-
Las Vegas Raiders	0	1	0	.000	19	24	0-0-0	0-1-0	0-1-0	0-1-0	Lost 1

NFC East											
Team	W	L	T	Pct	PF	PA	Home	Away	Conf	Div	Streak
Philadelphia Eagles	1	0	0	1.000	38	35	0-0-0	1-0-0	1-0-0	0-0-0	Won 1
Washington Commanders	1	0	0	1.000	28	22	1-0-0	0-0-0	0-0-0	0-0-0	Won 1
New York Giants	1	0	0	1.000	21	20	0-0-0	1-0-0	0-0-0	0-0-0	Won 1
Dallas Cowboys	0	1	0	.000	3	19	0-1-0	0-0-0	0-1-0	0-0-0	Lost 1

NFC North											
Team	W	L	T	Pct	PF	PA	Home	Away	Conf	Div	Streak
Minnesota Vikings	1	0	0	1.000	23	7	1-0-0	0-0-0	1-0-0	1-0-0	Won 1
Chicago Bears	1	0	0	1.000	19	10	1-0-0	0-0-0	1-0-0	0-0-0	Won 1
Detroit Lions	0	1	0	.000	35	38	0-1-0	0-0-0	0-1-0	0-0-0	Lost 1
Green Bay Packers	0	1	0	.000	7	23	0-0-0	0-1-0	0-1-0	0-1-0	Lost 1

NFC South											
Team	W	L	T	Pct	PF	PA	Home	Away	Conf	Div	Streak
New Orleans Saints	1	0	0	1.000	27	26	0-0-0	1-0-0	1-0-0	1-0-0	Won 1
Tampa Bay Buccaneers	1	0	0	1.000	19	3	0-0-0	1-0-0	1-0-0	0-0-0	Won 1
Carolina Panthers	0	1	0	.000	24	26	0-1-0	0-0-0	0-0-0	0-0-0	Lost 1
Atlanta Falcons	0	1	0	.000	26	27	0-1-0	0-0-0	0-1-0	0-1-0	Lost 1

NFC West											
Team	W	L	T	Pct	PF	PA	Home	Away	Conf	Div	Streak
Seattle Seahawks	0	0	0	-	0	0	0-0-0	0-0-0	0-0-0	0-0-0	-
Arizona Cardinals	0	1	0	.000	21	44	0-1-0	0-0-0	0-0-0	0-0-0	Lost 1
Los Angeles Rams	0	1	0	.000	10	31	0-1-0	0-0-0	0-0-0	0-0-0	Lost 1
San Francisco 49ers	0	1	0	.000	10	19	0-0-0	0-1-0	0-1-0	0-0-0	Lost 1

CHIEFS IN THE POSTSEASON

CHIEFS PLAYOFF APPEARANCES BY THE NUMBERS

World Championships	2 (1969, 2019)
AFL Championships	3 (1962, 1966, 1969)
AFC Championships.....	2 (2019, 2020)
AFL West Champs.....	3 (1962, 1966, 1968)
AFC West Champs.....	12 (1971, 1993, 1995, 1997, 2003, 2010, 2016, 2017, 2018, 2019, 2020, 2021)
Total Playoff Games	38
All-Time Playoff Record.....	17-21
Years in Playoffs.....	24
Most Consecutive Playoff Appearances.....	7 (2015-21)
Current Streak of Consecutive Appearances	7 (2015-21)



GAME-BY-GAME RESULTS



DATE	OPPONENT	GAME	RESULT
12/23/62	Houston	1962 AFL Championship	W, 20-17 (OT)
1/1/67	Buffalo	1966 AFL Championship	W, 31-7
1/15/67	Green Bay	Super Bowl I (Los Angeles)	L, 10-35
12/22/68	Oakland	1968 AFL Divisional	L, 6-41
12/20/69	N.Y. Jets	1969 AFL Divisional	W, 13-6
1/4/70	Oakland	1969 AFL Championship	W, 17-7
1/11/70	Minnesota	Super Bowl IV (New Orleans)	W, 23-7
12/25/71	Miami	1971 AFC Divisional	L, 24-27 (2 OT)
12/28/86	N.Y. Jets	1986 AFC Wild Card	L, 15-35
1/5/91	Miami	1990 AFC Wild Card	L, 16-17
12/28/91	L.A. Raiders	1991 AFC Wild Card	W, 10-6
1/5/92	Buffalo	1991 AFC Divisional	L, 14-37
1/2/93	San Diego	1992 AFC Wild Card	L, 0-17
1/8/94	Pittsburgh	1993 AFC Wild Card	W, 27-24 (OT)
1/16/94	Houston	1993 AFC Divisional	W, 28-20
1/23/94	Buffalo	1993 AFC Championship	L, 13-30
12/31/94	Miami	1994 AFC Wild Card	L, 17-27
1/7/96	Indianapolis	1995 AFC Divisional	L, 7-10
1/4/98	Denver	1997 AFC Divisional	L, 10-14
1/11/04	Indianapolis	2003 AFC Divisional	L, 31-38
1/6/07	Indianapolis	2006 AFC Wild Card	L, 8-23
1/9/11	Baltimore	2010 AFC Wild Card	L, 7-30
1/4/14	Indianapolis	2013 AFC Wild Card	L, 44-45
1/9/16	Houston	2015 AFC Wild Card	W, 30-0
1/16/16	New England	2015 AFC Divisional	L, 20-27
1/15/17	Pittsburgh	2016 AFC Divisional	L, 16-18
1/6/18	Tennessee	2017 AFC Wild Card	L, 21-22
1/12/19	Indianapolis	2018 AFC Divisional	W, 31-13
1/20/19	New England	2018 AFC Championship	L, 31-37 (OT)
1/12/20	Houston	2019 AFC Divisional	W, 51-31
1/19/20	Tennessee	2019 AFC Championship	W, 35-24
2/2/20	San Francisco	Super Bowl LIV (Miami)	W, 31-20
1/17/21	Cleveland	2020 AFC Divisional	W, 22-17
1/24/21	Buffalo	2020 AFC Championship	W, 38-24
2/7/21	Tampa Bay	Super Bowl LV (Tampa)	L, 9-31
1/16/22	Pittsburgh	2021 AFC Wild Card	W, 42-21
1/23/22	Buffalo	2021 AFC Divisional	W, 42-36 (OT)
1/30/22	Cincinnati	2021 AFC Championship	L, 24-27 (OT)

- **Bold Denotes Home Games**

HOME RECORD IN POSTSEASON: 7-9 (Last Win Jan. 24, 2021 vs. Buffalo)

AWAY RECORD IN POSTSEASON: 6-11 (Last Win Jan. 9, 2016 at Houston)

SUPER BOWLS: 2-2 (Last Win Feb. 2, 2020 in Miami)

RECORD VS. ALL PLAYOFF OPPONENTS

TEAM	RECORD	LAST MEETING	RESULT
Baltimore	0-1	'10 AFC Wild Card	L, 7-30
Buffalo	3-2	'21 AFC Divisional	W, 42-36 (OT)
Cincinnati	0-1	'21 AFC Championship	L, 24-27 (OT)
Cleveland	1-0	'20 AFC Divisional	W, 22-17
Denver	0-1	'97 AFC Divisional	L, 10-14
Green Bay	0-1	Super Bowl I	L, 10-35
Oilers/Titans	3-1	'19 AFC Championship	W, 35-24
Houston Texans	2-0	'19 AFC Divisional	W, 51-31
Indianapolis	1-4	'18 AFC Divisional	W, 31-13
Miami	0-3	'94 AFC First Round	L, 17-27
Minnesota	1-0	Super Bowl IV	W, 23-7
New England	0-2	'18 AFC Championship	L, 31-37 (OT)
N.Y. Jets	1-1	'86 AFC Wild Card	L, 15-35
Oak/LA Raiders	2-1	'91 AFC First Round	W, 10-6
Pittsburgh	2-1	'21 AFC Wild Card	W, 42-21
San Diego	0-1	'92 AFC First Round	L, 0-17
San Francisco	1-0	Super Bowl LIV	W, 31-20
Tampa Bay	0-1	Super Bowl LV	L, 9-31



CHIEFS ALL-TIME YEAR-BY-YEAR RESULTS

YEAR	PRESEASON	REG. SEASON	PLAYOFFS
1960	6-0	8-6	0-0
1961	4-1	6-8	0-0
1962	2-3	11-3	1-0
1963	3-2	5-7-2	0-0
1964	4-1	7-7	0-0
1965	3-2	7-5-2	0-0
1966	4-0	11-2-1	1-1 (S.B. loss)
1967	4-1	9-5	0-0
1968	4-1	12-2	0-1
1969	6-0	11-3	3-0 (S.B. win)
1970	4-3	7-5-2	0-0
1971	4-1-1	10-3-1	0-1
1972	5-2	8-6	0-0
1973	2-4	7-5-2	0-0
1974	3-3	5-9	0-0
1975	3-3	5-9	0-0
1976	2-4	5-9	0-0
1977	3-3	2-12	0-0
1978	2-2	4-12	0-0
1979	3-1	7-9	0-0
1980	3-1	8-8	0-0
1981	1-3	9-7	0-0
1982	2-1-1	3-6	0-0
1983	2-2	6-10	0-0
1984	1-3	8-8	0-0
1985	3-1	6-10	0-0
1986	2-2	10-6	0-1
1987	4-1	4-11	0-0
1988	2-1-1	4-11-1	0-0
1989	1-3	8-7-1	0-0
1990	1-3	11-5	0-1
1991	2-2	10-6	1-1
1992	1-3	10-6	0-1
1993	3-1	11-5	2-1
1994	2-3	9-7	0-1
1995	3-1	13-3	0-1
1996	3-1	9-7	0-0
1997	1-3	13-3	0-1
1998	2-3	7-9	0-0
1999	2-2	9-7	0-0
2000	0-4	7-9	0-0
2001	2-2	6-10	0-0
2002	3-1	8-8	0-0
2003	3-2	13-3	0-1
2004	1-3	7-9	0-0
2005	0-4	10-6	0-0
2006	2-2	9-7	0-1
2007	0-4	4-12	0-0
2008	2-2	2-14	0-0
2009	0-4	4-12	0-0
2010	1-3	10-6	0-1
2011	0-4	7-9	0-0
2012	1-3	2-14	0-0
2013	2-2	11-5	0-1
2014	1-3	9-7	0-0
2015	4-0	11-5	1-1
2016	2-2	12-4	0-1
2017	2-2	10-6	0-1
2018	2-2	12-4	1-1
2019	1-3	12-4	3-0 (S.B. win)
2020	0-0	14-2	2-1 (S.B. loss)
2021	3-0	12-5	2-1
2022	2-1	1-0	TBD

OWNERSHIP OF 60+ YEARS

The Chiefs are one of only five current NFL franchises that have been owned by the same individual family for over 60 years.

Ownership	Franchise	Years
Halas Family	Chicago Bears	101
Bidwill Family	Arizona Cardinals	90
Rooney Family	Pittsburgh Steelers	89
Hunt Family	Kansas City Chiefs	63
Adams Family	Tennessee Titans	63



THE FIRST LADY OF FOOTBALL

Norma Hunt continues to play an integral part of the Chiefs in Kansas City. She owns the distinction of being the only woman known to have attended all 56 Super Bowls and was selected to preside over the coin toss at Super Bowl XLI along with Pro Football Hall of Fame quarterback Dan Marino. She is involved in numerous philanthropic and civic efforts in Kansas City and Texas. Her late husband, Lamar Hunt, was the guiding force behind the formation of the Kansas City Chiefs and the American Football League and was inducted into the Pro Football Hall of Fame in 1972. He, with the help of his family, coined the term "Super Bowl."

Hunt, along with her daughter-in-law Tavia Hunt and granddaughters Gracie and Ava Hunt, all participate in the NFL Women's Apparel advertising campaigns among other ventures. The Hunts have been featured alongside other female NFL leaders such as Charlotte Jones Anderson (Dallas Cowboys Executive Vice President/Chief Brand Officer and NFL Foundation chair) and Suzanne Johnson (wife of New York Jets owner Woody Johnson).



THIS IS OUR HOUSE - GEHA FIELD AT ARROWHEAD STADIUM



CHIEFS FANS SET WORLD RECORD



On Monday, Sept. 29, 2014, Kansas City defeated the New England Patriots 41-14, and Chiefs fans set a Guinness World Record for Loudest Crowd Roar at a Sports Stadium (Outdoors). Chiefs fans reached a peak decibel reading of 142.2 as Guinness World Records adjudicator Philip Robertson monitored the sound levels. The mark was set early in the contest while the club was on defense. The Arrowhead Stadium record passed the old record of 137.5 decibels and broke Seattle's record of 137.6. The Chiefs still hold the record seven years later.



TOP CROWDS AT ARROWHEAD

(Regular Season and Playoffs)

Date	Opponent	Attendance
Oct. 2, 2000	Seattle	82,893*
Nov. 5, 1972	Oakland	82,094
Sept. 11, 1994	San Francisco	79,907
Sept. 17, 1972	Miami	79,829
Nov. 23, 2006	Denver	79,484
Sept. 22, 1996	Denver	79,439
Oct. 26, 1998	Pittsburgh	79,431
Oct. 9, 1995	San Diego	79,288
Sept. 8, 1996	Oakland	79,281
Nov. 10, 1996	Green Bay	79,281
Oct. 7, 1996	Pittsburgh	79,189
Jan. 11, 2004	Indianapolis	79,159

THE ARROWHEAD ADVANTAGE

"The fans, they're phenomenal. 142.2 decibels, I never thought I would be fired up (for) decibel levels but I'm fired up for them. My ears are still ringing, I mean it was loud, loud down there. Like incredibly loud."

- Chiefs Head Coach Andy Reid

"One hundred percent. Whenever you can go out in pregame warmups and feed on the energy because the fans are there packing the stadium that early, it truly is special. We feed off that the entire game. There's not an empty seat in the stands and I know there won't be an empty seat in Arrowhead this week. I'm excited just to be in front of that crowd playing this AFC Championship."

- Chiefs QB Patrick Mahomes

"A legendary environment like that at Arrowhead Stadium is something else. We're excited about it, we respect it, we realize that the environment is an issue and an element of play and it's something that we need to be prepared for and ultimately combat."

- Steelers Head Coach Mike Tomlin

"I thought the fans were excellent. Nobody left and everybody stayed, and they were loud and that definitely helped. Like I mentioned, they were able to get a punter to bobble the ball. That's an attribute to them and the energy they were delivering there, but we appreciate every bit of that, and like I mentioned last night, my hat goes off to them. They're the best in the NFL. It's great to be a part of."

- Head Coach Andy Reid

"Yeah, listen, it was loud down there—very, very loud. You guys were there, so you know. It was that kind of atmosphere. I think you watched all the college games and you felt that. Arrowhead is loud anyways—how you load this thing up and you say you can't come here for a year you know, and you just open the gates."

- Head Coach Andy Reid

"Yeah I think it's kind of what I said it's the belief we have in each other. We believe as an offense that the defense is going to get a stop when it comes to it and the defense believes that we're going to go down there and find a way to score. So, I think that belief in each other and going out there and battling is good for our football team. What I think made it feel like a playoff game was our crowd. I mean it was insane, probably one of the best crowds I've seen since I've been here. I think that was a momentum swing in the game that kind of got in our favor."

- QB Patrick Mahomes



THE ORIGIN OF SUPER BOWL & SUPER BOWL IV

Lamar Hunt left an indelible mark on professional football. While Hunt made many lasting contributions to the game, part of his legacy will be his “accidental” naming of pro football’s most important contest, the Super Bowl. As the story has been told and retold over the years, some of the facts have gotten lost along the way. Here are some of the most important elements of the tale in how the Super Bowl got its name...



- After the AFL-NFL merger was announced in June of 1966, Commissioner Pete Rozelle appointed a committee consisting of himself, Lamar Hunt (Kansas City), Tex Schramm (Dallas) and two other owners from each league (AFL & NFL) to firm up the details of the merger agreement.
- At one of those initial merger meetings, there was a discussion about the date of the game. As the committee discussed the championship game (which ultimately became referenced as the Super Bowl), there was some confusion on whether the parties were discussing the respective AFL and NFL title games or the game between the two leagues. It was then that Hunt first recalled saying, “You know, the last game, the final game . . . the Super Bowl.”
- The “inspiration” for Hunt’s whimsical suggestion was the high-bouncing “Super Ball” produced by the Wham-O company. Lamar’s wife, Norma, had previously purchased one for each of the Hunt children (Lamar Jr., Clark and Sharron) and the toy had become somewhat of a craze in the Hunt household and many other homes across the country.
- Hunt was later quoted as saying, “Nobody ever said let’s make that the name of the game. Far from it, we all agreed it was far too corny to be the name of the new title game.”
- In a letter from Hunt to Rozelle on July 25, 1966, Hunt urged the commissioner to “coin a phrase” for the title game between the two leagues. In the letter, Hunt said, “I have kiddingly called it the Super Bowl, which can obviously be improved upon.”
- Rozelle agreed with Hunt’s suggestion since he had a particular disdain for the term “super.” According to longtime NFL executive Don Weiss, Rozelle was a former PR man who had a keen appreciation of grammar. In Rozelle’s book, “super” was the equivalent of “gee whiz” or “neat.” He believed that the term “Super Bowl” had no sophistication whatsoever.
- Rozelle was initially inclined to call the game the “Pro Bowl,” but that moniker was already assigned to the NFL’s annual all-star contest.
- In the years leading up to the merger, many members of the media had billed a possible championship match-up between the two rival leagues as a “World Series of Football,” but Rozelle clearly did not want to have his game associated with baseball.
- After much consternation and debate, Rozelle eventually dubbed the title contest between the two leagues as “The AFL-NFL World Championship Game.” However, Hunt’s whimsical, off-the-cuff comment had taken root. In the weeks leading up to the game, headline writers had already adapted Hunt’s two-word title over the much more verbose official moniker for the game. The TV networks billed the game as “Super Sunday” and even NFL Films tagged their film reels as being designated for the “Super Bowl.”
- After the first two “AFL-NFL World Championship Games,” the term “Super Bowl” was officially adopted by Commissioner Rozelle and the NFL. The first game to officially be designated as the Super Bowl at the time it was played was Super Bowl III between the AFL’s Jets and the NFL’s Colts. The first two championship games were retroactively named Super Bowls I & II.

CHIEFS HOFERS FROM SB IV

Prior to Super Bowl LIV, it had been 50 years since the Kansas City Chiefs played in a Super Bowl (IV). That game served as the final AFL-NFL World Championship Game in the history of professional football. The spectacle at Tulane Stadium in New Orleans, La., helped pave the way for the eventual AFL-NFL merger later that year (1970).

In all, 17 members from both the Chiefs and the Vikings that took part in Super Bowl IV were later inducted into the Pro Football Hall of Fame in Canton, Ohio, including both head coaches, Hank Stram and Bud Grant, as well as Chiefs Founder Lamar Hunt and Vikings General Manager Jim Finks. For the Chiefs, 10 members of the Super Bowl IV Championship were later enshrined into the hallowed halls in Canton.

- LB/DE Bobby Bell
- DT Buck Buchanan
- DT Curley Culp
- QB Len Dawson
- LB Willie Lanier
- S Johnny Robinson
- K Jan Stenerud
- CB Emmitt Thomas
- Head Coach Hank Stram
- Chiefs Founder Lamar Hunt



NORMA HUNT FELLOWSHIP PROGRAM

The Kansas City Chiefs are proud to introduce the Norma Hunt Training Camp Fellowship Program that began in 2021. Named after the matriarch of the team and the only known woman to attend all 56 Super Bowls, the fellowship opportunity is part of the Chiefs commitment to diversity and inclusion.

The positions actively expand NFL front office career opportunities for women by annually hiring female candidates into the club’s personnel department.

The Norma Hunt Training Camp Fellowship Program includes exposure in pro and college scouting, free agent tryouts, salary cap and contracts, team operations, player engagement and other departments within football operations.





SUPER BOWL IV
Chiefs 23, Vikings 7



January 11, 1970 • Tulane Stadium • 80,562

MINNESOTA	0	0	7	0	—	7
KANSAS CITY	3	13	7	0	—	23

- CHIEFS** — Stenerud, 48-yard FG.
- CHIEFS** — Stenerud, 32-yard FG.
- CHIEFS** — Stenerud, 25-yard FG.
- CHIEFS** — Garrett, 5-yard run (Stenerud kick).
- VIKINGS** — Osborn, 4-yard run (Cox kick).
- CHIEFS** — Taylor, 46-yard pass from Dawson (Stenerud kick).

TEAM STATISTICS	VIKINGS	CHIEFS
First Downs	13	18
Total Net Yards	239	273
Rushes/Net Yards	19/67	41/151
Net Passing	172	122
Pass Attempts/Completions	28/17	17/12
Had Intercepted	3	1
Sacked/Yards Lost	3/27	3/20
Punts/Average	3/37.0	4/48.5
Penalties/Yards	6/67	4/47
Fumbles/Lost	3/2	0/0

Kansas City's finest sports hour concluded at 5:20 in the afternoon of Sunday, January 11, 1970, when the Chiefs defeated the Minnesota Vikings, 23-7, for the World Championship of pro football.

The Chiefs, who finished 11-3 on the season and defeated the N.Y. Jets and Oakland Raiders in the playoffs, closed out their first decade as the winningest team in the American Football League, which, with Super Bowl IV, came to an end. Beginning in '70, the two leagues merged, with the AFL becoming the American Football Conference of the NFL.

Minnesota, a prohibitive favorite, was 12-2 during the regular season and at one point had won 12 games in succession behind a fearsome defense that had allowed an average of just 9.5 points per game. But behind QB Len Dawson — who would earn the game's Most Valuable Player Award — the Chiefs would amass more than enough offense to carry the day.



SUPER BOWL LIV
Chiefs 31, 49ers 20



February 2, 2020 • Hard Rock Stadium • 62,417

SAN FRANCISCO	3	7	10	0	—	20
KANSAS CITY	7	3	0	21	—	31

- 49ERS** — Gould, 38-yard field goal (10-62, 5:58).
- CHIEFS** — Mahomes, 1-yard run (Butker kick) (15-75, 7:26).
- CHIEFS** — Butker, 31-yard field goal (9-43, 4:36).
- 49ERS** — Juszczyk, 15-yard pass from Garoppolo (Gould kick) (7-80, 4:27).
- 49ERS** — Gould, 42-yard field goal (9-60, 5:31).
- 49ERS** — Mostert, 1-yard run (Gould kick) (6-55, 2:48).
- CHIEFS** — Kelce, 1-yard pass from Mahomes (Butker kick) (10-83, 2:40).
- CHIEFS** — Dam. Williams, 5-yard pass from Mahomes (Butker kick) (7-65, 2:26).
- CHIEFS** — Dam. Williams, 38-yard run (Butker kick) (2-42, 0:13).

TEAM STATISTICS	49ERS	CHIEFS
First Downs	21	26
Total Net Yards	351	397
Rushes/Net Yards	22/141	29/129
Net Passing	210	268
Pass Attempts/Completions	31/20	42/26
Had Intercepted	2	2
Times Sacked/Yards	1/9	4/18
Punts/Average	2/43.0	2/50.0
Penalties/Yards	5/45	4/24
Fumbles/Lost	1/0	3/0
Possession Time	26:47	33:13

The Kansas City Chiefs squared off against the NFC Champion San Francisco 49ers in Super Bowl LIV at Hard Rock Stadium, the home of the Miami Dolphins, in Miami Gardens, Florida, on Sunday, February 2, 2020. It marked the club's third Super Bowl appearance (I, IV and LIV), but the first appearance for the club since winning Super Bowl IV against the Minnesota Vikings following the 1969 season.

The 10-point fourth-quarter comeback tied for the second-largest comeback in Super Bowl history and the Chiefs became the first team to record three comebacks of at least 10 points in a single postseason in NFL history.

QB Patrick Mahomes was awarded the Pete Rozelle Trophy as MVP of the game. At 24 years and 138 days old, Mahomes became the youngest QB and the third-youngest player (Marcus Allen and Lynn Swann) to win the Super Bowl MVP award.



GEHA FIELD AT ARROWHEAD STADIUM

THE STADIUM SINCE 2000, AT A GLANCE



The stadium opened its doors for the first time on Aug. 12, 1972 as the Chiefs hosted the St. Louis Cardinals in front of 78,190 fans for a preseason game. Since that initial contest, much has changed at the iconic venue through multiple renovation projects and upgrades to the facility. While many modernizations have taken place, the spirit of the stadium remains the same as it was for that first preseason football game in 1972.

2006: On April 4, 2006, Jackson County, Mo., taxpayers approved a 3/8 cent sales tax that was expected to raise \$425 million for improvements to the Sports Complex, including \$212.5 million for Arrowhead. The State of Missouri also contributed \$37.5 million. In addition, the Hunt family contributed \$125 million to the project.

2010: Upgrades were officially done prior to the start of the 2010 season and included Founder's Plaza, the Ford Fan Zone, the Chiefs Sports Lab, the Chiefs Hall of Honor, the Founder's Club, the CommunityAmerica Club Level and a new team store. Other improvements included an upgraded sound and scoreboard system, a 360-degree video ribbon board and concourses that were doubled in size.

2013: The club introduced a stadium-wide Wi-Fi network, installing 600 high-density wireless access points as part of a seven-figure investment to create a more fully integrated mobile experience for Chiefs fans. Stadium Wi-Fi changed the way fans consumed Chiefs content in-stadium and also changed the way fans interact with the team and each other. The Wi-Fi network received additional upgrades in 2017 and 2018.

2016: In the spring of 2016, the club finished a three-year, multi-million dollar heating system installation under the playing surface of the stadium. The project included a new boiler room on the stadium's service level, as well as thousands of feet of pipe snaking sideline-to-sideline underneath the natural grass surface. The system allows the club to maintain consistent soil temperatures during the cold winter months late in the football season and allows the club to maximize grass growing based on the time of year as well.

2019: Prior to the 2019 season, the Chiefs committed more than \$10 million in upgrades to the stadium, including concrete repairs and new waterproofing measures in the stadium's upper level. In addition, the club replaced nearly all seats in the upper deck. The club also upgraded the technology in the west scoreboard to state-of-the-art LED technology that offers an enhanced screen image for fans in-stadium. The team introduced the GEHA Drum Deck, moving the club's pregame drum tradition from field-level to a more prominent location in the upper deck in the west endzone.

2020: In the week following Kansas City's AFC Championship victory on Jan. 19, 2020, the club announced multiple offseason projects for the 2020 season, including new seats in the lower bowl, a technology upgrade to the east end zone scoreboard, enclosing multiple open-air field box suites, and an expanded Team Store.

2021: The club finished the third phase of the three-year seat replacement project by installing all new seats on the CommunityAmerica Club Level. The team also completed a massive renovation to the home locker room complex inside the stadium, including not only the Chiefs locker room, but the equipment room, athletic training room and the coaches' locker rooms. After a decade as the preeminent space dedicated to Chiefs and AFL history, the Chiefs Hall of Honor on the lower level concourse of the stadium received a substantial upgrade, providing a more upscale, fully enclosed, temperature-controlled museum experience while creating a new special events space.

While other venues of a similar vintage have long since been termed obsolete, thanks to the foresight and vision of the leadership of Jackson County, the Hunt family, the Chiefs and the taxpayers who made it a reality, GEHA Field at Arrowhead Stadium remains one of the most iconic stadiums in the NFL. The investments and improvements over time ensure it is not only one of the nation's top venues for fans to experience the excitement of the NFL, but is also a year-round entertainment destination serving the entire Midwest region.

On March 4, 2021, the Kansas City Chiefs and GEHA (Government Employees Health Association, Inc., pronounced G.E.H.A.) jointly announced a historic naming rights agreement that made the nonprofit medical and dental plan provider the first - and exclusive - naming rights partner for Arrowhead Stadium. Beginning with the 2021 season, the home of the Chiefs became GEHA Field at Arrowhead Stadium.

The announcement expanded on an already robust partnership between GEHA and the Chiefs, which had grown significantly since the relationship was first announced in July 2019, when GEHA became the club's Exclusive Health, Dental and Vision Plan Partner. The agreement also highlighted the commitment of both GEHA and the Chiefs to ensuring Arrowhead Stadium remained part of the identity of the stadium.

"We are extremely proud and excited to announce our naming rights agreement with GEHA. When we set out to find a partner for the field at Arrowhead, it was critical to identify a national leader that shares our core values, as well as a deep connection to the local community and respect for Chiefs Kingdom," Chiefs President Mark Donovan said at the time of the announcement. "Our relationship with GEHA over the last few years has only served to reinforce the alignment between our two organizations and proven their strong, long-standing relationship with the local community. This expanded partnership will continue to build lasting health and wellness programs that support the team, GEHA and our community."

GEHA is a national leader in providing medical and dental plans to more than 2 million federal employees, retired military and their families worldwide. Both GEHA and the Chiefs are deeply committed to promoting their missions of driving and supporting health and wellness and this naming rights agreement provides a highly visible platform to support GEHA's efforts to empower its members to be healthy and well.

Throughout the 2021 offseason, team and stadium staff worked with GEHA and Kansas City-based architecture and design firm Populous on the development of a signage package and plan that ensured that both temporary and long-term GEHA Field at Arrowhead Stadium branding and logo assets were in place by the kickoff of the 2021 Chiefs season - the 50th season for the Chiefs in the iconic stadium.

"We were looking for the right partner. We were looking for someone who has a base and an impact in this community. We found a company in GEHA who not only had been here longer than us, but were bigger than anyone knew, and no one knew about them. And then they have a story that is so Kansas City. To be about to partner with that company, to use our assets to build their brand, you don't really find that very often."

-Chiefs President Mark Donovan

HAVING FUN IN THE HALL OF HONOR



On the players' day off on Tuesday, September 6 wide receivers Marquez Valdes-Scantling and Skyy Moore welcomed young cancer patients to the Hall of Honor at GEHA Field at Arrowhead Stadium to partake in a few games. Some of the games included putting on the players' pads and jerseys as well as finishing the day racing Valdes-Scantling.

The young Chiefs fans were accompanied by their families who were staying at a local Ronald McDonald House. The Ronald McDonald House Charities of Kansas City have partnered with the Chiefs on a multitude of initiatives for the past nine years.

Ronald McDonald House Charities of Kansas City alleviates the worry and expense of finding a close, comfortable and affordable place for a family to stay while their child receives the medical care they need. That can make a world of difference to a child bravely battling an illness or recovering from a serious injury. It costs RMHC-KC \$100 a night to house a family.



CELEBRATING RED FRIDAY

The Kansas City Chiefs celebrated the 31st and largest edition of Red Friday leading up to the 2022 season opener. This year's Red Friday celebration took place on Friday, September 9 due to the club's home opener falling on Amazon Prime Video's Thursday Night Football during Week 2.

Red Friday honors the long-standing tradition of selling team-themed commemorative items around the city to raise money for local charities that was started by Chiefs Founder Lamar Hunt and the Chiefs Red Coaters. Since the inception of Red Friday, newspaper, magazine and flag sales have raised more than \$4.2 million for local charities with an emphasis on assisting youth in need.

For the ninth year in a row, net proceeds of Red Friday flag sales will be donated to Ronald McDonald House Charities of Kansas City. Last year, more than \$900,000 was raised from the sale of Red Friday flags. Fans can purchase Red Friday flags from Kansas City- and St. Joseph-area McDonald's locations, as well as Kansas City Hy-Vee stores and on select street corners beginning Friday, September 9. Red Friday flags are also available for \$10 online at shop.chiefs.com/ with net proceeds also benefiting RMHC-KC.



KANSAS CITY CHIEFS / WEEK 1 / THROUGH SUNDAY, SEPTEMBER 11, 2022

WON 1, LOST 0			* RUSHING	No.	Yds	Avg	Long	TD
09/11 W 44-21	at Arizona	63,697	Pacheco	12	62	5.2	22	1
09/15	L.A. Chargers		Edwards-Helaire	7	42	6.0	18	0
09/25	at Indianapolis		McKinnon	4	22	5.5	18	0
10/02	at Tampa Bay		Mahomes	3	5	1.7	4	0
10/10	Las Vegas		Henne	0	0	---	---	0
10/16	Buffalo		Valdes-Scantling	1	-3	-3.0	-3	0
10/23	at San Francisco		TEAM	27	128	4.7	22	1
11/06	Tennessee		OPPONENTS	22	103	4.7	21	1
11/13	Jacksonville		* RECEIVING	No.	Yds	Avg	Long	TD
11/20	at L.A. Chargers		Kelce	8	121	15.1	35	1
11/27	L.A. Rams		Smith-Schuster	6	79	13.2	20	0
12/04	at Cincinnati		Valdes-Scantling	4	44	11.0	17	0
12/11	at Denver		Edwards-Helaire	3	32	10.7	25	2
12/18	at Houston		McKinnon	3	27	9.0	18	0
12/24	Seattle		Hardman	3	16	5.3	8	1
01/01	Denver		Moore	1	30	30.0	30	0
01/08	at Las Vegas		N. Gray	1	10	10.0	10	0

	K.C.	Opp.	Fortson	1	1	1.0	1t	1
TOTAL FIRST DOWNS	33	18	TEAM	30	360	12.0	35	5
Rushing	7	6	OPPONENTS	24	205	8.5	26	2

Passing	22	12	* INTERCEPTIONS	No.	Yds	Avg	Long	TD
Penalty	4	0	TEAM	0	0	---	---	0
3rd Down: Made/Att	5/8	3/12	OPPONENTS	0	0	---	---	0

3rd Down Pct.	62.5	25.0	* PUNTING	No.	Yds	Avg	Net	TB	In	Lg	B
4th Down: Made/Att	1/1	3/4	Townsend	2	108	54.0	44.5	1	0	58	0
4th Down Pct.	100.0	75.0	TEAM	2	108	54.0	44.5	1	0	58	0

POSSESSION AVG.	34:42	25:18	OPPONENTS	5	255	51.0	42.2	0	0	57	0
TOTAL NET YARDS	488	282	* PUNT RETURNS	Ret	FC	Yds	Avg	Long	TD		

Avg. Per Game	488.0	282.0	Moore	4	0	41	10.3	15	0
Total Plays	66	63	Hardman	1	0	3	3.0	3	0
Avg. Per Play	7.4	4.5	TEAM	5	0	44	8.8	15	0

NET YARDS RUSHING	128	103	OPPONENTS	1	0	-1	-1.0	-1	0
Avg. Per Game	128.0	103.0	* KICKOFF RETURNS	No.	Yds	Avg	Long	TD	
Total Rushes	27	22	Moore	1	23	23.0	23	0	

NET YARDS PASSING	360	179	Pacheco	1	22	22.0	22	0
Avg. Per Game	360.0	179.0	TEAM	2	45	22.5	23	0
Sacked/Yards Lost	0/0	3/26	OPPONENTS	2	68	34.0	44	0

Gross Yards	360	205	* FIELD GOALS	1-19	20-29	30-39	40-49	50+
Att./Completions	39/30	38/24	Butker	0/0	0/0	0/0	0/0	1/1
Completion Pct.	76.9	63.2	TEAM	0/0	0/0	0/0	0/0	1/1

Had Intercepted	0	0	OPPONENTS	0/0	0/0	0/0	0/0	0/0
PUNTS/AVERAGE	2/54.0	5/51.0	Butker: (54G)					
NET PUNTING AVG.	2/44.5	5/42.2						

PENALTIES/YARDS	3/25	5/49						
FUMBLES/BALL LOST	5/1	3/0						
TOUCHDOWNS	6	3						

Rushing	1	1						
Passing	5	2						
Returns	0	0						

* SCORE BY PERIODS	Q1	Q2	Q3	Q4	OT	PTS
TEAM	14	9	14	7	0	44
OPPONENTS	0	7	0	14	0	21

* SCORING	TD	Ru	Pa	Rt	K	PAT	FG	S	PTS
Edwards-Helaire	2	0	2	0					12
Butker	0	0	0	0	4/4		1/1		7

Fortson	1	0	1	0					6
Hardman	1	0	1	0					6
Kelce	1	0	1	0					6

Pacheco	1	1	0	0					6
Reid	0	0	0	0	1/2	0/0	0/0		1
TEAM	6	1	5	0	5/6	1/1	0/0		44

OPPONENTS	3	1	2	0	1/1	0/0	0/0		21
2-Pt Conv: TM	0-0	OPP	1-2						
SACKS: Dunlap	1	Sneed	1	Wharton	1	TM	3		

FUM/LOST: Smith-Schuster	2/1	Henne	1/0	Mahomes	1/0	Pacheco	1/0		
--------------------------	-----	-------	-----	---------	-----	---------	-----	--	--

* PASSING	Att	Cmp	Yds	Cmp%	Yds/Att	TD	TD%	Int	Int%	Long	Sack/Lost	Rating
Mahomes	39	30	360	76.9	9.23	5	12.8	0	0.0	35	0/0	144.2
TEAM	39	30	360	76.9	9.23	5	12.8	0	0.0	35	0/0	144.2
OPPONENTS	38	24	205	63.2	5.39	2	5.3	0	0.0	26	3/26	94.7

DEFENSIVE STATS

2022 REGULAR SEASON KANSAS CITY CHIEFS DEFENSIVE STATS (THROUGH WEEK 1)

POS	PLAYER	TKL.	AST.	COMB	TFL	SACKS/SK. YDS.	PR	FR	FF	INT./YDS.	PD
LB	N. Bolton	9	1	10	1	0.0/0.0	0	0	0	0/0	0
CB	L. Sneed	8	0	8	1	1.0/7.0	2	0	0	0/0	1
CB	R. Fenton	4	1	5	0	0.0/0.0	0	0	0	0/0	1
DE	C. Dunlap II	3	1	4	1	1.0/11.0	1	0	0	0/0	0
LB	W. Gay	2	2	4	0	0.0/0.0	0	0	0	0/0	0
S	D. Bush	2	0	2	0	0.0/0.0	0	0	0	0/0	0
S	J. Reid	2	0	2	0	0.0/0.0	0	0	0	0/0	0
DE	M. Danna	1	1	2	0	0.0/0.0	0	0	0	0/0	0
DE	F. Clark	1	0	1	0	0.0/0.0	0	0	0	0/0	0
S	B. Cook	1	0	1	0	0.0/0.0	0	0	0	0/0	0
LB	D. Harris	1	0	1	0	0.0/0.0	0	0	0	0/0	0
DT	C. Jones	1	0	1	0	0.0/0.0	0	0	1	0/0	1
DE	G. Karlaftis	1	0	1	0	0.0/0.0	1	0	0	0/0	1
CB	C. Lammons	1	0	1	0	0.0/0.0	0	0	0	0/0	0
CB	T. McDuffie	1	0	1	0	0.0/0.0	0	0	0	0/0	0
DT	K. Saunders	1	0	1	0	0.0/0.0	0	0	0	0/0	0
S	J. Thornhill	1	0	1	0	0.0/0.0	0	0	0	0/0	2
DT	T. Wharton	1	0	1	1	1.0/8.0	2	0	0	0/0	0
CB	J. Williams	1	0	1	0	0.0/0.0	0	0	0	0/0	0
DB	J. Watson	0	0	0	0	0.0/0.0	0	0	0	0/0	1
TOTALS		42	6	48	4	3.0/26.0	6	0	1	0/0	7

2022 REGULAR SEASON CHIEFS SPECIAL TEAMS STATS

POS	PLAYER	TKL.	AST.	COMB.	INT (0)	FR (0)	Safety (0)
S	Reid, Justin	0	2	2			
DB	Watson, Jaylen	0	2	2			
FB	Burton, Michael	1	0	1			
LB	Lee, Elijah	0	1	1			
TOTALS		1	5	6			

DEFENSIVE SCORES

SPECIAL TEAMS BIG PLAYS

REGULAR SEASON DEFENSIVE AND SPECIAL TEAMS STATISTICS ARE BASED ON PRESS BOX STATISTICS.



WEEK 1:

Chiefs 44, Cardinals 21

September 11, 2022 • State Farm Stadium • 63,697



Kansas City Chiefs	14	9	14	7	—	44
Arizona Cardinals	0	7	0	14	—	21

- KC** — T. Kelce 9 yd. pass from P.Mahomes (H.Butker kick) (11-75, 5:23)
- KC** — C. Edwards-Helaire 3 yd. pass from P.Mahomes (J.Reid kick) (7-86, 4:23)
- ARI** — J.Conner 2 yd. run (M.Prater kick) (11-75, 5:15)
- KC** — C. Edwards-Helaire 4 yd. pass from P.Mahomes (kick failed, wr) (11-75, 5:33)
- KC** — H.Butker 54 yd. Field Goal (6-30, 0:33)
- KC** — J.Fortson 1 yd. pass from P.Mahomes (H.Butker kick) (4-75, 2:12)
- KC** — M.Hardman 2 yd. pass from P.Mahomes (H.Butker kick) (8-66, 4:53)
- ARI** — M.Brown 6 yd. pass from K.Murray (K.Murray-Z.Ertz pass) (14-75, 6:04)
- KC** — I.Pacheco 3 yd. run (H.Butker kick) (9-66, 5:13)
- ARI** — Z.Ertz 6 yd. pass from K.Murray (pass failed) (6-48, 2:28)

TEAM STATISTICS	CHIEFS	CARDINALS
First Downs	33	18
Total Net Yards	488	282
Rushes/Net Yards	27/128	22/103
Net Passing	360	179
Pass Attempts/Completions	39/30	38/24
Had Intercepted	0	0
Sacked/Yards Lost	0/0	3/26
Punts/Average	2/54.0	5/51.0
Penalties/Yards	3/25	5/49
Fumbles/Lost	5/1	3/0
Possession Time	34:42	25:18

RUSHING

- KC** — I. Pacheco 12-62, TD; C. Edwards-Helaire 7-42; J. McKinnon 4-22; P. Mahomes 3-5; M. Valdes-Scantling 1-(-3)
- ARI** — K. Murray 5-29; E. Benjamin 4-28; J. Conner 10-26, TD; T. McSorley 3-20

RECEIVING

- KC** — T. Kelce 8-121, TD; J. Smith-Schuster 6-79; M. Valdes-Scantling 4-44; C. Edwards-Helaire 3-32, 2 TDs; S. Moore 1-30; J. McKinnon 3-27; M. Hardman 3-16, TD; N. Gray 1-10; J. Fortson 1-1, TD
- ARI** — G. Dortch 7-63; M. Brown 4-43, TD; E. Benjamin 3-33; J. Conner 5-29; Z. Ertz 2-14, TD; A. Green 2-13; A. Isabella 1-10

PASSING

- KC** — P. Mahomes 39-30-360, 5 TDs, 0 INT
- ARI** — K. Murray 34-22-193, 2 TDs, 0 INT; T. McSorley 4-2-12, 0 TDs, 0 INT

INTERCEPTIONS

KC — None

ARI — None

SACKS

KC — C. Dunlap II 1.0; L. Sneed 1.0; T. Wharton 1.0

ARI — None

FIELD GOALS

KC — H. Butker (54)

ARI — None

ROSTER INFO



2022 KANSAS CITY CHIEFS NUMERICAL ROSTER

(As of September 6, 2022)

NO.	NAME	POS.	HT.	WT.	AGE	EXP.	COLLEGE	HOW ACQ.	HOMETOWN
1	Jerick McKinnon	RB	5-9	209	30	9	Georgia Southern	FA-21	Marietta, Ga.
2	Ronald Jones	RB	5-11	205	25	5	USC	FA-22	McKinney, Texas
4	Chad Henne	QB	6-3	230	37	15	Michigan	UFA-18	West Lawn, Pa.
5	Tommy Townsend	P	6-1	191	25	3	Florida	CFA-20	Orlando, Fla.
6	Bryan Cook	S	6-1	206	23	R	Cincinnati	D2b-22	Cincinnati, Ohio
7	Harrison Butker	K	6-4	199	27	6	Georgia Tech	FA-17	Decatur, Ga.
8	Carlos Dunlap	DE	6-6	285	33	13	Florida	FA-22	North Charleston, S.C.
9	JuJu Smith-Schuster	WR	6-1	215	25	6	USC	FA-22	Long Beach, Calif.
10	Isiah Pacheco	RB	5-10	216	23	R	Rutgers	D7b-22	Vineland, N.J.
11	Marquez Valdes-Scantling	WR	6-4	206	27	5	South Florida	FA-22	St. Petersburg, Fla.
12	Shane Buechele	QB	6-0	210	24	2	SMU	CFA-21	Arlington, Texas
15	Patrick Mahomes	QB	6-2	225	26	6	Texas Tech	D1-17	Tyler, Texas
17	Mecole Hardman	WR	5-10	187	24	4	Georgia	D2a-19	Bowman, Ga.
20	Justin Reid	S	6-1	207	25	5	Stanford	FA-22	Prairieville, La.
21	Trent McDuffie	CB	5-11	193	21	R	Washington	D1a-22	Westminster, Calif.
22	Juan Thornhill	S	6-0	205	26	4	Virginia	D2b-19	Altavista, Va.
23	Joshua Williams	CB	6-3	193	22	R	Fayetteville State	D4-22	Fayetteville, N.C.
24	Skye Moore	WR	5-10	195	22	R	Western Michigan	D2a-22	New Kensington, Pa.
25	Clyde Edwards-Helaire	RB	5-7	207	23	3	LSU	D1-20	Baton Rouge, La.
26	Deon Bush	S	6-0	200	29	7	Miami	FA-22	Miami, Fla.
27	Rashad Fenton	CB	5-11	193	25	4	South Carolina	D6a-19	Miami, Fla.
29	Chris Lammons	CB	5-9	194	26	3	South Carolina	FA-22	Lauderhill, Fla.
32	Nick Bolton	LB	5-11	237	22	2	Missouri	D2a-21	Frisco, Texas
35	Jaylen Watson	CB	6-2	197	23	R	Washington State	D7a-22	Augusta, Ga.
38	L'Jarius Sneed	CB	6-1	192	25	3	LA Tech	D4-20	Minden, La.
41	James Winchester	LS	6-3	209	33	8	Oklahoma	FA-15	Washington, Okla.
45	Michael Burton	FB	5-11	242	30	8	Rutgers	FA-21	Long Valley, N.J.
47	Darius Harris	LB	6-2	232	26	3	Middle Tennessee State	CFA-19	Horn Lake, Miss.
50	Willie Gay	LB	6-1	243	24	3	Mississippi State	D2-20	Starkville, Miss.
51	Mike Danna	DE	6-2	257	24	3	Michigan	D5-20	Detroit, Mich.
52	Creed Humphrey	C	6-4	302	23	2	Oklahoma	D2b-21	Shawnee, Okla.
54	Leo Chenal	LB	6-3	250	21	R	Wisconsin	D3-22	Grantsburg, Wis.
55	Frank Clark	DE	6-3	272	29	8	Michigan	T (SEA)-19	Cleveland, Ohio
56	George Karlaftis	DE	6-4	263	21	R	Purdue	D1b-22	West Lafayette, Ind.
57	Orlando Brown	T	6-8	340	26	5	Oklahoma	T (BAL)-21	Baltimore, Md.
59	Joshua Kaindoh	DE	6-6	260	23	2	Florida State	D4-21	Baltimore, Md.
62	Joe Thuney	G	6-5	304	29	7	North Carolina State	FA-21	Centerville, Ohio
65	Trey Smith	G	6-6	321	23	2	Tennessee	D6-21	Jackson, Tenn.
70	Prince Tega Wanogho	T	6-5	308	24	2	Auburn	FA-20	Elmore, Ala.
73	Nick Allegretti	G	6-4	310	26	4	Illinois	D7-19	Frankfort, Ill.
74	Geron Christian	T	6-5	298	26	5	Louisville	FA-22	Ocala, Fla.
75	Darian Kinnard	T	6-5	322	22	R	Kentucky	D5-22	Knoxville, Tenn.
77	Andrew Wylie	T	6-5	304	28	5	Eastern Michigan	FA-17	Midland, Mich.
83	Noah Gray	TE	6-3	240	23	2	Duke	D5a-21	Leominster, Mass.
84	Justin Watson	WR	6-2	215	26	5	Pennsylvania	FA-22	Bridgeville, Pa.
87	Travis Kelce	TE	6-5	250	32	10	Cincinnati	D3a-13	Cleveland Heights, Ohio
88	Jody Fortson	TE	6-4	226	26	2	Valdosta State	CFA-19	Buffalo, N.Y.
91	Derrick Nnadi	DT	6-1	317	26	5	Florida State	D3a-18	Virginia Beach, Va.
94	Malik Herring	DE	6-3	275	24	2	Georgia	CFA-21	Forsyth, Ga.
95	Chris Jones	DT	6-6	310	28	7	Mississippi State	D2-16	Houston, Miss.
98	Tershawn Wharton	DT	6-1	280	24	3	Missouri S&T	CFA-20	University City, Mo.
99	Khalen Saunders	DT	6-0	324	26	4	Western Illinois	D3-19	St. Louis, Mo.
Practice Squad									
13	Nazeeh Johnson	S	5-10	199	24	R	Marshall	D7c-22	Martinsburg, W.V.
14	Cornell Powell	WR	6-0	204	23	1	Clemson	D5b-21	Greenville, N.C.
19	Chris Oladokun	QB	6-2	195	27	R	South Dakota State	FA-22	Citrus Park, Fla.
31	James Wiggins	S	5-11	209	25	2	Cincinnati	FA-22	Miami, Fla.
39	Zayne Anderson	DB	6-2	206	25	1	BYU	CFA-21	Stansbury Park, Utah
43	Jack Cochrane	LB	6-3	236	26	R	South Dakota	CFA-22	Mount Vernon, Iowa
44	Elijah Lee	LB	6-3	229	26	6	Kansas State	FA-22	Blue Springs, Mo.
46	Jordan Franks	TE	6-4	232	24	2	Central Florida	FA-22	Wakulla, Fla.
48	Cole Christiansen	LB	6-1	230	25	1	Army	FA-22	Suffolk, Va.
61	Austin Reiter	C	6-3	301	23	7	South Florida	FA-22	Bradenton, Fla.
66	Michael Caliendo	OL	6-4	301	26	R	Western Michigan	CFA-22	Brookfield, Wis.
71	Danny Shelton	NT	6-2	345	30	8	Washington	FA-22	Auburn, Wash.
80	Jerrion Ealy	WR/RB	5-8	187	22	R	Mississippi	CFA-22	Walnut Grove, Miss.
82	Daurice Fountain	WR	6-2	206	25	4	Northern Iowa	FA-21	Madison, Wis.
85	Kendall Blanton	TE	6-6	262	26	3	Missouri	FA-22	Blue Springs, Mo.
90	Taylor Stallworth	DT	6-2	300	24	4	South Carolina	FA-22	Mobile, Ala.
Reserved/PUP									
67	Lucas Niang	OL	6-6	315	24	2	TCU	D3-20	New Canaan, Conn.
Injured Reserve									
8	Justyn Ross	WR	6-4	210	22	R	Clemson	CFA-22	Phenix City, Ala.
81	Blake Bell	TE	6-6	252	31	8	Oklahoma	FA-21	Wichita, Kan.

HEAD COACH: Andy Reid

OFFENSE: Eric Bieniemy (Offensive Coordinator); Joe Bleymaier (Wide Receivers); Porter Ellett (Offensive Quality Control); Connor Embree (Offensive Quality Control); David Girardi (Pass Game Analyst/Asst. Quarterbacks); Andy Heck (Offensive Line); Greg Lewis (Running Backs); Corey Matthaei (Asst. Offensive Line); Tom Melvin (Tight Ends); Matt Nagy (Senior Offensive Assistant/Quarterbacks); Dan Williams (Offensive Assistant).

DEFENSE: Steve Spagnuolo (Defensive Coordinator); Terry Bradden (Asst. Defensive Line); Joe Cullen (Defensive Line); Donald D'Alesio (Safety); Brendan Daly (Linebackers); Ken Flajole (Outside Linebackers); Dave Merritt (Defensive Backs); Alex Whittingham (Defensive Quality Control); Rod Wilson (Defensive Assistant).

SPECIALISTS: Dave Toub (Assistant Head Coach/Special Teams Coordinator); Andy Hill (Asst. Special Teams).

MISCELLANEOUS: Barry Rubin (Head Strength & Conditioning); Greg Carbin (Asst. Strength & Conditioning); Tyler Judkins (Asst. Strength & Conditioning); Ryan Reynolds (Asst. Strength & Conditioning/Dir. of Sport Science); Mike Frazier (Statistical Analysis Coordinator).

2022 KANSAS CITY CHIEFS ALPHABETICAL ROSTER

(As of September 6, 2022)

NO.	NAME	POS.	HT.	WT.	AGE	EXP.	COLLEGE	HOW ACQ.	HOMETOWN
73	Allegretti, Nick	G	6-4	310	26	4	Illinois	D7-19	Frankfort, Ill.
32	Bolton, Nick	LB	5-11	237	22	2	Missouri	D2a-21	Frisco, Texas
57	Brown, Orlando	T	6-8	340	26	5	Oklahoma	T (BAL)-21	Baltimore, Md.
12	Buechele, Shane	QB	6-0	210	24	2	SMU	CFA-21	Arlington, Texas
45	Burton, Michael	FB	5-11	242	30	8	Rutgers	FA-21	Long Valley, N.J.
26	Bush, Deon	S	6-0	200	29	7	Miami	FA-22	Miami, Fla.
7	Butker, Harrison	K	6-4	199	27	6	Georgia Tech	FA-17	Decatur, Ga.
54	Chenal, Leo	LB	6-3	250	21	R	Wisconsin	D3-22	Grantsburg, Wis.
74	Christian, Geron	T	6-5	298	26	5	Louisville	FA-22	Ocala, Fla.
55	Clark, Frank	DE	6-3	272	29	8	Michigan	T (SEA)-19	Cleveland, Ohio
6	Cook, Bryan	S	6-1	206	23	R	Cincinnati	D2b-22	Cincinnati, Ohio
51	Danna, Mike	DE	6-2	257	24	3	Michigan	D5-20	Detroit, Mich.
8	Dunlap, Carlos	DE	6-6	285	33	13	Florida	FA-22	North Charleston, S.C.
25	Edwards-Helaire, Clyde	RB	5-7	207	23	3	LSU	D1-20	Baton Rouge, La.
27	Fenton, Rashad	CB	5-11	193	25	4	South Carolina	D6a-19	Miami, Fla.
88	Fortson, Jody	TE	6-4	226	26	2	Valdosta State	CFA-19	Buffalo, N.Y.
50	Gay, Willie	LB	6-1	243	24	3	Mississippi State	D2-20	Starkville, Miss.
83	Gray, Noah	TE	6-3	240	23	2	Duke	D5a-21	Leominster, Mass.
17	Hardman, Mecole	WR	5-10	187	24	4	Georgia	D2a-19	Bowman, Ga.
47	Harris, Darius	LB	6-2	232	26	3	Middle Tennessee State	CFA-19	Horn Lake, Miss.
4	Henne, Chad	QB	6-3	230	37	15	Michigan	UFA-18	West Lawn, Pa.
94	Herring, Malik	DE	6-3	275	24	2	Georgia	CFA-21	Forsyth, Ga.
52	Humphrey, Creed	C	6-4	302	23	2	Oklahoma	D2b-21	Shawnee, Okla.
95	Jones, Chris	DT	6-6	310	28	7	Mississippi State	D2-16	Houston, Miss.
2	Jones, Ronald	RB	5-11	205	25	5	USC	FA-22	McKinney, Texas
59	Kaindoh, Joshua	DE	6-6	260	23	2	Florida State	D4-21	Baltimore, Md.
56	Karlaftis, George	DE	6-4	263	21	R	Purdue	D1b-22	West Lafayette, Ind.
87	Kelce, Travis	TE	6-5	250	32	10	Cincinnati	D3a-13	Cleveland Heights, Ohio
75	Kinnard, Darian	T	6-5	322	22	R	Kentucky	D5-22	Knoxville, Tenn.
29	Lammons, Chris	CB	5-9	194	26	3	South Carolina	FA-22	Lauderhill, Fla.
15	Mahomes, Patrick	QB	6-2	225	26	6	Texas Tech	D1-17	Tyler, Texas
21	McDuffie, Trent	CB	5-11	193	21	R	Washington	D1a-22	Westminster, Calif.
1	McKinnon, Jerick	RB	5-9	209	30	9	Georgia Southern	FA-21	Marietta, Ga.
24	Moore, Skyy	WR	5-10	195	22	R	Western Michigan	D2a-22	New Kensington, Pa.
91	Nnadi, Derrick	DT	6-1	317	26	5	Florida State	D3a-18	Virginia Beach, Va.
10	Pacheco, Isiah	RB	5-10	216	23	R	Rutgers	D7b-22	Vineland, N.J.
20	Reid, Justin	S	6-1	207	25	5	Stanford	FA-22	Prairieville, La.
99	Saunders, Khalen	DT	6-0	324	26	4	Western Illinois	D3-19	St. Louis, Mo.
65	Smith, Trey	G	6-6	321	23	2	Tennessee	D6-21	Jackson, Tenn.
9	Smith-Schuster, JuJu	WR	6-1	215	25	6	USC	FA-22	Long Beach, Calif.
38	Sneed, L'Jarius	CB	6-1	192	25	3	LA Tech	D4-20	Minden, La.
22	Thornhill, Juan	S	6-0	205	26	4	Virginia	D2b-19	Altavista, Va.
62	Thuney, Joe	G	6-5	304	29	7	North Carolina State	FA-21	Centerville, Ohio
5	Townsend, Tommy	P	6-1	191	25	3	Florida	CFA-20	Orlando, Fla.
11	Valdes-Scantling, Marquez	WR	6-4	206	27	5	South Florida	FA-22	St. Petersburg, Fla.
70	Wanogho, Prince Tega	T	6-5	308	24	2	Auburn	FA-20	Elmore, Ala.
35	Watson, Jaylen	CB	6-2	197	23	R	Washington State	D7a-22	Augusta, Ga.
84	Watson, Justin	WR	6-2	215	26	5	Pennsylvania	FA-22	Bridgeville, Pa.
98	Wharton, Tershawn	DT	6-1	280	24	3	Missouri S&T	CFA-20	University City, Mo.
23	Williams, Joshua	CB	6-3	193	22	R	Fayetteville State	D4-22	Fayetteville, N.C.
41	Winchester, James	LS	6-3	209	33	8	Oklahoma	FA-15	Washington, Okla.
77	Wylie, Andrew	T	6-5	304	28	5	Eastern Michigan	FA-17	Midland, Mich.
Practice Squad									
39	Anderson, Zayne	DB	6-2	206	25	1	BYU	CFA-21	Stansbury Park, Utah
85	Blanton, Kendall	TE	6-6	262	26	3	Missouri	FA-22	Blue Springs, Mo.
66	Caliendo, Michael	OL	6-4	301	24	R	Western Michigan	CFA-22	Brookfield, Wis.
48	Christiansen, Cole	LB	6-1	230	25	1	Army	FA-22	Suffolk, Va.
43	Cochrane, Jack	LB	6-3	236	23	R	South Dakota	CFA-22	Mount Vernon, Iowa
80	Ealy, Jerrion	WR/RB	5-8	187	22	R	Mississippi	CFA-22	Walnut Grove, Miss.
82	Fountain, Daurice	WR	6-2	206	26	4	Northern Iowa	FA-21	Madison, Wis.
46	Franks, Jordan	TE	6-4	232	26	2	Central Florida	FA-22	Wakulla, Fla.
13	Johnson, Nazeeh	S	5-10	199	24	R	Marshall	D7c-22	Martinsburg, W.V.
44	Lee, Elijah	LB	6-3	229	26	6	Kansas State	FA-22	Blue Springs, Mo.
19	Oladokun, Chris	QB	6-2	195	25	R	South Dakota State	FA-22	Citrus Park, Fla.
14	Powell, Cornell	WR	6-0	204	24	1	Clemson	D5b-21	Greenville, N.C.
61	Reiter, Austin	C	6-3	301	30	7	South Florida	FA-22	Bradenton, Fla.
71	Shelton, Danny	NT	6-2	345	29	8	Washington	FA-22	Auburn, Wash.
90	Stallworth, Taylor	DT	6-2	300	27	4	South Carolina	FA-22	Mobile, Ala.
31	Wiggins, James	S	5-11	209	25	2	Cincinnati	FA-22	Miami, Fla.
Reserved/PUP									
67	Niang, Lucas	OL	6-6	315	24	2	TCU	D3-20	New Canaan, Conn.
Injured Reserve									
81	Bell, Blake	TE	6-6	252	31	8	Oklahoma	FA-21	Wichita, Kan.
8	Ross, Justyn	WR	6-4	210	22	R	Clemson	CFA-22	Phenix City, Ala.

HEAD COACH: Andy Reid

OFFENSE: Eric Bieniemy (Offensive Coordinator); Joe Bleymaier (Wide Receivers); Porter Ellett (Offensive Quality Control); Connor Embree (Offensive Quality Control); David Girardi (Pass Game Analyst/Asst. Quarterbacks); Andy Heck (Offensive Line); Greg Lewis (Running Backs); Corey Matthaiei (Asst. Offensive Line); Tom Melvin (Tight Ends); Matt Nagy (Senior Offensive Assistant/Quarterbacks); Dan Williams (Offensive Assistant).

DEFENSE: Steve Spagnuolo (Defensive Coordinator); Terry Braden (Asst. Defensive Line); Joe Cullen (Defensive Line); Donald D'Alesio (Safeties); Brendan Daly (Linebackers); Ken Flajole (Outside Linebackers); Dave Merritt (Defensive Backs); Alex Whittingham (Defensive Quality Control); Rod Wilson (Defensive Assistant).

SPECIALISTS: Dave Toub (Assistant Head Coach/Special Teams Coordinator); Andy Hill (Asst. Special Teams).

MISCELLANEOUS: Barry Rubin (Head Strength & Conditioning); Greg Carbin (Asst. Strength & Conditioning); Tyler Judkins (Asst. Strength & Conditioning); Ryan Reynolds (Asst. Strength & Conditioning/Dir. of Sport Science); Mike Frazier (Statistical Analysis Coordinator).

2022 KANSAS CITY CHIEFS POSITIONAL ROSTER

(As of September 6, 2022)

QUARTERBACKS (3)

NO.	NAME	POS.	HT.	WT.	AGE	EXP.	COLLEGE	HOW ACQ.	HOMETOWN
12	Buechele, Shane	QB	6-0	210	24	2	SMU	CFA-21	Arlington, Texas
4	Henne, Chad	QB	6-3	230	37	15	Michigan	UFA-18	West Lawn, Pa.
15	Mahomes, Patrick	QB	6-2	225	26	6	Texas Tech	D1-17	Tyler, Texas

RUNNING BACKS (5)

NO.	NAME	POS.	HT.	WT.	AGE	EXP.	COLLEGE	HOW ACQ.	HOMETOWN
45	Burton, Michael	FB	5-11	242	30	8	Rutgers	FA-21	Long Valley, N.J.
25	Edwards-Helaire, Clyde	RB	5-7	207	23	3	LSU	D1-20	Baton Rouge, La.
2	Jones, Ronald	RB	5-11	205	25	5	USC	FA-22	McKinney, Texas
1	McKinnon, Jerick	RB	5-9	209	30	9	Georgia Southern	FA-21	Marietta, Ga.
10	Pacheco, Isiah	RB	5-10	216	23	R	Rutgers	D7b-22	Vineland, N.J.

WIDE RECEIVERS (5)

NO.	NAME	POS.	HT.	WT.	AGE	EXP.	COLLEGE	HOW ACQ.	HOMETOWN
17	Hardman, Mecole	WR	5-10	187	24	4	Georgia	D2a-19	Bowman, Ga.
24	Moore, Skyy	WR	5-10	195	22	R	Western Michigan	D2a-22	New Kensington, Pa.
9	Smith-Schuster, JuJu	WR	6-1	215	25	6	USC	FA-22	Long Beach, Calif.
11	Valdes-Scantling, Marquez	WR	6-4	206	27	5	South Florida	FA-22	St. Petersburg, Fla.
84	Watson, Justin	WR	6-2	215	26	5	Pennsylvania	FA-22	Bridgeville, Pa.

TIGHT ENDS (3)

NO.	NAME	POS.	HT.	WT.	AGE	EXP.	COLLEGE	HOW ACQ.	HOMETOWN
88	Fortson, Jody	TE	6-4	226	26	2	Valdosta State	CFA-19	Buffalo, N.Y.
83	Gray, Noah	TE	6-3	240	23	2	Duke	D5a-21	Leominster, Mass.
87	Kelce, Travis	TE	6-5	250	32	10	Cincinnati	D3a-13	Cleveland Heights, Ohio

OFFENSIVE LINE (9)

NO.	NAME	POS.	HT.	WT.	AGE	EXP.	COLLEGE	HOW ACQ.	HOMETOWN
73	Allegretti, Nick	G	6-4	310	26	4	Illinois	D7-19	Frankfort, Ill.
57	Brown, Orlando	T	6-8	340	26	5	Oklahoma	T (BAL)-21	Baltimore, Md.
74	Christian, Geron	T	6-5	298	26	5	Louisville	FA-22	Ocala, Fla.
52	Humphrey, Creed	C	6-4	302	23	2	Oklahoma	D2b-21	Shawnee, Okla.
75	Kinnard, Darian	T	6-5	322	22	R	Kentucky	D5-22	Knoxville, Tenn.
65	Smith, Trey	G	6-6	321	23	2	Tennessee	D6-21	Jackson, Tenn.
62	Thuney, Joe	OL	6-5	304	29	7	North Carolina State	FA-21	Centerville, Ohio
70	Wanogho, Prince Tega	T	6-5	308	24	2	Auburn	FA-20	Elmore, Ala.
77	Wylie, Andrew	T	6-5	304	28	5	Eastern Michigan	FA-17	Midland, Mich.

DEFENSIVE LINE (10)

NO.	NAME	POS.	HT.	WT.	AGE	EXP.	COLLEGE	HOW ACQ.	HOMETOWN
55	Clark, Frank	DE	6-3	272	29	8	Michigan	T (SEA)-19	Cleveland, Ohio
51	Danna, Mike	DE	6-2	257	24	3	Michigan	D5-20	Detroit, Mich.
8	Dunlap, Carlos	DE	6-6	285	33	13	Florida	FA-22	North Charleston, S.C.
94	Herring, Malik	DE	6-3	275	24	2	Georgia	CFA-21	Forsyth, Ga.
95	Jones, Chris	DT	6-6	310	28	7	Mississippi State	D2-16	Houston, Miss.
59	Kaindoh, Joshua	DE	6-6	260	23	2	Florida State	D4-21	Baltimore, Md.
56	Karlaftis, George	DE	6-4	263	21	R	Purdue	D1b-22	West Lafayette, Ind.
91	Nnadi, Derrick	DT	6-1	317	26	5	Florida State	D3a-18	Virginia Beach, Va.
99	Saunders, Khalel	DT	6-0	324	26	4	Western Illinois	D3-19	St. Louis, Mo.
98	Wharton, Tereshawn	DT	6-1	280	24	3	Missouri S&T	CFA-20	University City, Mo.

LINEBACKERS (4)

NO.	NAME	POS.	HT.	WT.	AGE	EXP.	COLLEGE	HOW ACQ.	HOMETOWN
32	Bolton, Nick	LB	5-11	237	22	2	Missouri	D2a-21	Frisco, Texas
54	Chenal, Leo	LB	6-3	250	21	R	Wisconsin	D3-22	Grantsburg, Wis.
50	Gay, Willie	LB	6-1	243	24	3	Mississippi State	D2-20	Starkville, Miss.
47	Harris, Darius	LB	6-2	232	26	3	Middle Tennessee State	CFA-19	Horn Lake, Miss.

DEFENSIVE BACKS (10)

NO.	NAME	POS.	HT.	WT.	AGE	EXP.	COLLEGE	HOW ACQ.	HOMETOWN
26	Bush, Deon	S	6-0	200	29	7	Miami	FA-22	Miami, Fla.
6	Cook, Bryan	S	6-1	206	23	R	Cincinnati	D2b-22	Cincinnati, Ohio
27	Fenton, Rashad	CB	5-11	193	25	4	South Carolina	D6a-19	Miami, Fla.
29	Lammons, Chris	CB	5-9	194	26	3	South Carolina	FA-22	Lauderhill, Fla.
21	McDuffie, Trent	CB	5-11	193	21	R	Washington	D1a-22	Westminster, Calif.
20	Reid, Justin	S	6-1	207	25	5	Stanford	FA-22	Prairieville, La.
38	Sneed, L'Jarius	CB	6-1	192	25	3	LA Tech	D4-20	Minden, La.
22	Thornhill, Juan	S	6-0	205	26	4	Virginia	D2b-19	Altavista, Va.
35	Watson, Jaylen	CB	6-2	197	23	R	Washington State	D7a-22	Augusta, Ga.
23	Williams, Joshua	CB	6-3	193	22	R	Fayetteville State	D4-22	Fayetteville, N.C.

SPECIALISTS (3)

NO.	NAME	POS.	HT.	WT.	AGE	EXP.	COLLEGE	HOW ACQ.	HOMETOWN
7	Butker, Harrison	K	6-4	199	27	6	Georgia Tech	FA-17	Decatur, Ga.
5	Townsend, Tommy	P	6-1	191	25	3	Florida	CFA-20	Orlando, Fla.
41	Winchester, James	LS	6-3	209	33	8	Oklahoma	FA-15	Washington, Okla.

2022 KANSAS CITY CHIEFS UNOFFICIAL DEPTH CHART

(As of September 6, 2022)

OFFENSE

WR	9 JuJu Smith-Schuster	<u>24 Skyy Moore</u>	
LT	57 Orlando Brown	74 Geron Christian	70 Prince Tega Wanogho
LG	62 Joe Thuney	73 Nick Allegretti	
C	52 Creed Humphrey	73 Nick Allegretti	
RG	65 Trey Smith	73 Nick Allegretti	
RT	77 Andrew Wylie	<u>75 Darian Kinnard</u>	
TE	87 Travis Kelce	83 Noah Gray	88 Jody Fortson
WR	11 Marquez Valdes-Scantling	17 Mecole Hardman	84 Justin Watson
QB	15 Patrick Mahomes	4 Chad Henne	6 Shane Buechele
RB	25 Clyde Edwards-Helaire	1 Jerick McKinnon	<u>10 Isiah Pacheco</u>
FB	45 Michael Burton		2 Ronald Jones

DEFENSE

DE	51 Mike Danna	<u>56 George Karlaftis</u>	94 Malik Herring
DT	91 Derrick Nnadi	99 Khalen Saunders	
DT	95 Chris Jones	98 Tershawn Wharton	
DE	55 Frank Clark	8 Carlos Dunlap	59 Joshua Kaindoh
LB	32 Nick Bolton	47 Darius Harris	
LB	50 Willie Gay	47 Darius Harris	
LB	<u>54 Leo Chenel</u>	8 Carlos Dunlap	
CB	38 L'Jarius Sneed	<u>23 Joshua Williams</u>	<u>35 Jaylen Watson</u>
CB	<u>21 Trent McDuffie</u>	27 Rashad Fenton	29 Chris Lammons
S	22 Juan Thornhill	26 Deon Bush	
S	20 Justin Reid	<u>6 Bryan Cook</u>	

SPECIALISTS

P	5 Tommy Townsend		
K	7 Harrison Butker		
H	5 Tommy Townsend		
LS	41 James Winchester		
PR	17 Mecole Hardman	<u>21 Trent McDuffie</u>	<u>24 Skyy Moore</u>
KR	<u>10 Isiah Pacheco</u>	<u>24 Skyy Moore</u>	

Rookies Underlined

PRONUNCIATION GUIDE

Nick Allegretti	al-uh-GRET-ee
Shane Buechele	BOO-shell
Leo Chenel	sh-NAHL
Geron Christian	JARE-en
Clyde Edwards-Helaire	ee-LAIR
Mecole Hardman	MUH-cole
Joshua Kaindoh	CANE-dough
Travis Kelce	KEL-see
Chris Lammons	luh-MAWNS
Derrick Nnadi	NAH-dee
Isiah Pacheco	pa-CHECK-co
Khalen Saunders	colin
Joe Thuney	TOO-nee
Marquez Valdes-Scantling	mar-KWEZ
Prince Tega Wanogho	TAY-guh wah-NO-go
Andrew Wylie	WHY-lee

HOW THE 2022 CHIEFS ROSTER WAS BUILT

(As of September 6, 2022)

YEAR	DRAFT	FREE AGENTS	TRADE/WAIVERS
2013	TE Travis Kelce (3a)		
2014			
2015		LS James Winchester (FA)	
2016	DT Chris Jones (2)		
2017	QB Patrick Mahomes (1)	K Harrison Butker (FA) T Andrew Wylie (FA)	
2018	DT Derrick Nnadi (3a)	QB Chad Henne (UFA)	
2019	WR Mecole Hardman (2a) S Juan Thornhill (2b) DT Khalen Saunders (3) CB Rashad Fenton (6a) G Nick Allegretti (7)	TE Jody Fortson (CFA) LB Darius Harris (CFA)	DE Frank Clark (T/SEA)
2020	RB Clyde Edwards-Helaire (1) LB Willie Gay (2) CB L'Jarius Sneed (4) DE Mike Danna (5)	P Tommy Townsend (CFA) T Prince Tega Wanogho (FA) DT Tershawn Wharton (CFA)	
2021	LB Nick Bolton (2a) OL Creed Humphrey (2b) DE Joshua Kaindoh (4) TE Noah Gray (5a) G Trey Smith (6)	QB Shane Buechele (CFA) FB Michael Burton (FA) DE Malik Herring (CFA) RB Jerick McKinnon (FA) G Joe Thuney (FA)	T Orlando Brown (T/BAL)
2022	CB Trent McDuffie (1a) DE George Karlaftis (1b) WR Skyy Moore (2a) S Bryan Cook (2b) LB Leo Chenal (3) CB Joshua Williams (4) T Darian Kinnard (5) CB Jaylen Watson (7a) RB Isiah Pacheco (7b)	S Deon Bush (FA) T Geron Christian (FA) DE Carlos Dunlap (FA) RB Ronald Jones (FA) CB Chris Lammons (FA) S Justin Reid (FA) WR JuJu Smith-Schuster (FA) WR Marquez Valdes-Scantling (FA) WR Justin Watson (FA)	
<u>TOTAL ROSTER BREAKDOWN</u>		1 Unrestricted Free Agent 16 Free Agents 6 College Free Agents	2 Trades
	27 Draft Choices		

2022 CHIEFS ROSTER BY EXPERIENCE

(As of September 6, 2022)

<u>15th Year (1)</u>	<u>6th Year (3)</u>	<u>3rd Year (8)</u>	<u>Rookie (9)</u>
QB Chad Henne	K Harrison Butker	DE Mike Danna	LB Leo Chenal
	QB Patrick Mahomes	RB Clyde Edwards-Helaire	S Bryan Cook
<u>13th Year (1)</u>	WR JuJu Smith-Schuster	LB Willie Gay	DE George Karlaftis
DE Carlos Dunlap		LB Darius Harris	T Darian Kinnard
	<u>5th Year (8)</u>	CB Chris Lammons	CB Trent McDuffie
<u>10th Year (1)</u>	T Orlando Brown	CB L'Jarius Sneed	WR Skyy Moore
TE Travis Kelce	T Geron Christian	P Tommy Townsend	RB Isiah Pacheco
	RB Ronald Jones	DT Tershawn Wharton	CB Jaylen Watson
<u>9th Year (1)</u>	DT Derrick Nnadi		CB Joshua Williams
RB Jerick McKinnon	S Justin Reid	<u>2nd Year (9)</u>	
	WR Marquez Valdes-Scantling	LB Nick Bolton	
<u>8th Year (3)</u>	WR Justin Watson	QB Shane Buechele	
FB Michael Burton	T Andrew Wylie	TE Jody Fortson	
DE Frank Clark		TE Noah Gray	
LS James Winchester	<u>4th Year (5)</u>	DE Malik Herring	
	G Nick Allegretti	C Creed Humphrey	
<u>7th Year (3)</u>	CB Rashad Fenton	DE Joshua Kaindoh	
S Deon Bush	WR Mecole Hardman	G Trey Smith	
DT Chris Jones	DT Khalel Saunders	T Prince Tega Wanogho	
G Joe Thuney	S Juan Thornhill		

2021 CHIEFS ROSTER BY DRAFT ROUND

[Overall selection in brackets]

1st Round (4)

[10] QB Patrick Mahomes (2017) [21] CB Trent McDuffie (2022) [30] DE George Karlaftis (2022) [32] RB Clyde Edwards-Helaire (2020)

2nd Round (13)

[37] DT Chris Jones (2016) [38] RB Ronald Jones (2018-TB) [54] DE Carlos Dunlap (2010-CIN) [54] WR Skyy Moore (2022) [56] WR Mecole Hardman (2019) [57] QB Chad Henne (2008-MIA) [58] LB Nick Bolton (2021) [62] WR JuJu Smith-Schuster (2017-PIT) [62] S Bryan Cook (2022) [63] DE Frank Clark (2015-SEA) [63] S Juan Thornhill (2019) [63] LB Willie Gay (2020) [63] OL Creed Humphrey (2021)

3rd Round (9)

[63] TE Travis Kelce (2013) [68] S Justin Reid (2018-HOU) [74] T Geron Christian (2018-WAS) [75] DT Derrick Nnadi (2018) [78] OL Joe Thuney (2016-NE) [83] T Orlando Brown (2018-BAL) [84] DT Khalel Saunders (2019) [96] RB Jerick McKinnon (2014-MIN) [96] [103] LB Leo Chanel (2022)

4th Round (4)

[124] S Deon Bush (2016-CHI) [135] DE Joshua Williams (2022) [138] CB L'Jarius Sneed (2020) [144] DE Joshua Kaindoh (2021)

5th Round (6)

[144] WR Justin Watson (2018-TB) [145] T Darian Kinnard (2022) [162] TE Noah Gray (2021) [168] FB Michael Burton (2015-DET) [174] WR Marquez Valdes-Scantling (2018-GB) [177] DE Mike Danna (2020)

6th Round (3)

[201] CB Rashad Fenton (2019) [210] T Prince Tega Wanogho (2020-PHI) [226] OL Trey Smith (2021)

7th Round (4)

[216] G Nick Allegretti (2019) [233] K Harrison Butker (2017-CAR) [243] CB Jaylen Watson (2022) [251] RB Isiah Pacheco (2022)

Undrafted (9)

LS James Winchester (2013-PHI), T Andrew Wylie (2017-IND), CB Chris Lammons (2018-ATL), LB Darius Harris (2019), TE Jody Fortson (2019), P Tommy Townsend (2020), DT Tershawn Wharton (2020), QB Shane Buechele (2021), DE Malik Herring (2021).

KANSAS CITY CHIEFS 2022 TRANSACTIONS

(as of 9/10/22)

Date	Player	Transaction
Jan. 11	BAYLESS, Omar, WR	Signed to Reserve/Future
Jan. 11	FRANKS, Jordan, TE	Signed to Reserve/Future
Jan. 11	JENNINGS, Gary, WR	Signed to Reserve/Future
Jan. 11	KNOX, Brenden, RB	Signed to Reserve/Future
Jan. 11	NEAL, Lorenzo, DT	Signed to Reserve/Future
Jan. 11	SEXTON, Mathew, WR	Signed to Reserve/Future
Jan. 11	STILLS, Darius, DT	Signed to Reserve/Future
Jan. 20	ARNETTE, Damon, DB	Signed to Reserve/Future
Jan. 20	FINKE, Chris, WR	Signed to Reserve/Future
Jan. 29	ARNETTE, Damon, DB	Waived
Feb. 1	BOOTLE, Dicaprio, DB	Signed to Reserve/Future
Feb. 1	BROUGHTON, Cortez, DT	Signed to Reserve/Future
Feb. 1	BUSHMAN, Matt, TE	Signed to Reserve/Future
Feb. 1	DIETER, Gehrig, WR	Signed to Reserve/Future
Feb. 1	EDWARDS, Austin, DE	Signed to Reserve/Future
Feb. 1	FOUNTAIN, Daurice, WR	Signed to Reserve/Future
Feb. 1	GORDON, Josh, WR	Signed to Reserve/Future
Feb. 1	HARRIS, Darius, LB	Signed to Reserve/Future
Feb. 1	JOHNSON, Roderick, T	Signed to Reserve/Future
Feb. 1	KEY, Devon, DB	Signed to Reserve/Future
Feb. 1	POWELL, Cornell, WR	Signed to Reserve/Future
Feb. 1	VITAL, Mark, TE	Signed to Reserve/Future
Feb. 1	WILLIAMS, Darryl, C	Signed to Reserve/Future
Feb. 7	DANDRIDGE, Brandin, DB	Signed to Reserve/Future
Feb. 7	GRIFFIN-STEWART, Nakia, TE	Signed to Reserve/Future
Feb. 7	WOODARD, Jonathan, DE	Signed to Reserve/Future
Feb. 7	WATSON, Justin, WR	Signed to Reserve/Future
Feb. 9	CALHOUN, Shilique, LB	Signed to Reserve/Future
Feb. 10	PEDERSON, Josh, TE	Signed to Reserve/Future
Feb. 22	HITCHENS, Anthony, LB	Released
Feb. 25	NAGY, Matt, QB	Hired as Senior Assistant/Quarterbacks
Mar. 8	BROWN, Orlando, T	Designated the franchise tag
Mar. 18	REID, Justin, DB	Signed
Mar. 19	WYLIE, Andrew, G	Signed
Mar. 20	SMITH-SCHUSTER, JuJu, WR	Signed
Mar. 21	BURTON, Michael, RB	Signed
Mar. 24	BARCOO, Luq, DB	Signed
Mar. 24	BELL, Blake, TE	Signed
Mar. 24	CHRISTIAN, Geron, T	Signed
Mar. 24	COLEMAN, Corey, WR	Signed
Mar. 24	HENNE, Chad, QB	Signed
Mar. 24	LEE, Elijah, LB	Signed
Mar. 24	REITER, Austin, C	Signed
Mar. 24	NNADI, Derrick, DT	Signed
Mar. 24	HILL, Tyreek, WR	Traded to Miami
Mar. 28	WILSON, Rod	Hired as Defensive Assistant
Mar. 28	BUSH, Deon, DB	Signed
Mar. 28	CARTER, Jermaine, LB	Signed
Mar. 28	JONES, Ronald, RB	Signed
Mar. 28	VALDES-SCANTLING, Marquez, WR	Signed
Apr. 5	STALLWORTH, Taylor, DT	Signed
Apr. 7	GORE, Derrick, RB	Signed
Apr. 27	GORDON, Anthony, QB	Signed
Apr. 28	MCDUFFIE, Trent, CB	Drafted 1 st Round
Apr. 28	KARLAFTIS, George, DE	Drafted 1 st Round
Apr. 29	MOORE, Skyy, WR	Drafted 2 nd Round
Apr. 29	COOK, Bryan, S	Drafted 2 nd Round
Apr. 29	CHENAL, Leo, LB	Drafted 3 rd Round
Apr. 30	WILLIAMS, Joshua, DB	Drafted 4 th Round
Apr. 30	KINNARD, Darian, T	Drafted 5 th Round
Apr. 30	WATSON, Jaylen, DB	Drafted 7 th Round
Apr. 30	PACHECO, Isiah, RB	Drafted 7 th Round
Apr. 30	JOHNSON, Nazeeh, S	Drafted 7 th Round
May 2	JOHNSON, Lonnie, CB	Acquired via Trade with Houston
May 3	FINKE, Chris, WR	Waived
May 6	COOK, Bryan, S	Signed
May 6	JOHNSON, Nazeeh, DB	Signed
May 6	KARLAFTIS, George, DE	Signed
May 6	KINNARD, Darian, T	Signed
May 6	MCDUFFIE, Trent, CB	Signed
May 6	PACHECO, Isiah, RB	Signed
May 6	WATSON, Jaylen, DB	Signed
May 6	CALIENDO, Mike, G	Signed
May 6	COCHRANE, Jack, LB	Signed
May 6	CRUM, Dustin, QB	Signed
May 6	EALY, Jerrion, RB	Signed
May 6	FLEET-DAVIS, Tayon, RB	Signed
May 6	GREER, Nasir, DB	Signed
May 6	OGINNI HASSAN, Kehinde, TE	Signed
May 6	PRYOR, Gene, T	Signed
May 6	ROSE, Mike, LB	Signed
May 6	ROSS, Justyn, WR	Signed
May 6	REITER, Austin, C	Waived
May 16	COOK, Bryan, S	Signed
May 16	GURMAN, Vitaliy	Signed
June 9	CHENAL, Leo, LB	Signed
June 9	WILLIAMS, Joshua, DB	Signed
June 14	WILLIAMS, Darryl, OL	Waived
June 14	MOORE, Skyy, WR	Signed
June 14	MCKINNON, Jerick, RB	Signed
July 22	SEXTON, Mathew, WR	Waived
July 25	ROSS, Justyn, WR	Placed on Reserve/Injured
July 25	STEINMETZ, David T	Signed
July 25	KSIEZARCZYK, Evin T	Signed
July 26	EDWARDS-HELAIRE, Clyde RB	Placed on Active/PUP
July 26	BROUGHTON, Cortez DT	Placed on Active/PUP
July 27	BROUGHTON, Cortez DT	Waived
July 27	KAMARA, Azur DE	Signed
July 28	EDWARDS-HELAIRE, Clyde RB	Returned to practice
July 28	FENTON, Rashad CB	Placed on Active/PUP
July 28	NIANG, Lucas T	Placed on Active/PUP
July 28	WANOGHO, Prince Tega T	Placed on Active/PUP
July 28	VITAL, Mark TE	Waived
July 28	DUNLAP, Carlos DE/OLB	Signed
Aug. 2	GLASER, Chris G	Waived
Aug. 2	BROWN, Orlando T	Signed franchise tender
Aug. 6	BAKER, Deandre CB	Waived
Aug. 6	GRAY, Devin WR	Signed
Aug. 8	CALHOUN, Shilique DE	Waived
Aug. 8	DICKERSON, Matt DT	Signed
Aug. 11	FENTON, Rashad CB	Returned to practice
Aug. 11	WANOGHO, Prince Tega T	Returned to practice
Aug. 15	BAYLESS, Omar WR	Waived
Aug. 15	JOHNSON, Lonnie CB	Waived
Aug. 15	KSIEZARCZYK, Evin T	Waived
Aug. 15	JENNINGS, Gary WR	Waived
Aug. 15	SHELTON, Danny NT	Signed
Aug. 16	GRAY, Devin WR	Waived
Aug. 16	EDWARDS, Austin DE	Waived
Aug. 22	DANDRIDGE, Brandin CB	Waived
Aug. 22	GREER, Nasir S	Waived
Aug. 22	STEINMETZ, David T	Waived
Aug. 23	NIANG, Lucas T	Placed on Reserved/PUP
Aug. 23	GORE, Derrick RB	Placed on Reserve/Injured
Aug. 25	GORE, Derrick RB	Waived
Aug. 27	JOHNSON, Roderick T	Waived
Aug. 27	CRUM, Dustin QB	Waived
Aug. 27	FLEET-DAVIS, Tayon RB	Waived
Aug. 27	PARKER, Aaron WR	Waived
Aug. 27	ROSE, Mike LB	Waived
Aug. 30	ANDERSON, Zayne S	Waived
Aug. 30	BOOTLE, Dicaprio CB	Waived
Aug. 30	CALIENDO, Mike G	Waived
Aug. 30	COCHRANE, Jack LB	Waived
Aug. 30	DICKERSON, Matt DT	Waived
Aug. 30	EALY, Jerrion RB	Waived
Aug. 30	FRANKS, Jordan TE	Waived
Aug. 30	GURMAN, Vitaliy T	Waived
Aug. 30	JOHNSON, Nazeeh S	Waived
Aug. 30	KAMARA, Azur DE	Waived
Aug. 30	KEY, Devon S	Waived
Aug. 30	OGINNI HASSAN, Kehinde DE	Waived
Aug. 30	POWELL, Cornell WR	Waived
Aug. 30	CARTER, Jermaine LB	Waived
Aug. 30	COLEMAN, Corey WR	Waived

Aug. 30	FOUNTAIN, Daurice WR	Waived
Aug. 30	GORDON, Josh WR	Waived
Aug. 30	LEE, Elijah LB	Waived
Aug. 30	REITER, Austin C	Waived
Aug. 30	SHELTON, Danny DT	Waived
Aug. 30	STALLWORTH, Taylor DT	Waived
Aug. 30	BUSHMAN, Matt TE	Waived
Aug. 31	ANDERSON, Zayne S	Signed to Practice Squad
Aug. 31	CALIENDO, Mike G	Signed to Practice Squad
Aug. 31	COCHRANE, Jack LB	Signed to Practice Squad
Aug. 31	EALY, Jerrion RB	Signed to Practice Squad
Aug. 31	FOUNTAIN, Daurice WR	Signed to Practice Squad
Aug. 31	FRANKS, Jordan TE	Signed to Practice Squad
Aug. 31	JOHNSON, Nazeeh S	Signed to Practice Squad
Aug. 31	KAMARA, Azur DE	Signed to Practice Squad
Aug. 31	LEE, Elijah LB	Signed to Practice Squad
Aug. 31	OLADOKUN, Chris QB	Signed to Practice Squad
Aug. 31	POWELL, Cornell WR	Signed to Practice Squad
Aug. 31	REITER, Austin C	Signed to Practice Squad
Aug. 31	SHELTON, Danny DT	Signed to Practice Squad
Aug. 31	STALLWORTH, Taylor DT	Signed to Practice Squad
Sept. 1	BLANTON, Kendall TE	Signed to Practice Squad
Sept. 1	CHRISTIANSEN, Cole LB	Signed to Practice Squad
Sept. 5	BELL, Blake TE	Placed on Reserve/Injured
Sept. 6	WIGGINS, James S	Signed to Practice Squad
Sept. 6	KAMARA, Azur DE	Waived
Sept. 10	FOUNTAIN, Daurice WR	Standard Elevation
Sept. 10	LEE, Elijah LB	Standard Elevation

**ADDITIONAL
STATS**



INDIVIDUAL SINGLE-GAME HIGHS

2022 REGULAR SEASON CHIEFS INDIVIDUAL SINGLE-GAME HIGHS

Touchdowns	2	Clyde Edwards-Helaire	at Cardinals	09/11
Passes Attempted	39	Patrick Mahomes	at Cardinals	09/11
Passes Completed	30	Patrick Mahomes	at Cardinals	09/11
Passing Yards	360	Patrick Mahomes	at Cardinals	09/11
Yards Per Attempt	9.2	Patrick Mahomes	at Cardinals	09/11
Touchdown Passes	5	Patrick Mahomes	at Cardinals	09/11
Pass Receptions	8	Travis Kelce	at Cardinals	09/11
Receiving Yards	121	Travis Kelce	at Cardinals	09/11
Touchdown Receptions	2	Clyde Edwards-Helaire	at Cardinals	09/11
Rushing Yards	62	Isiah Pacheco	at Cardinals	09/11
Rushing Attempts	12	Isiah Pacheco	at Cardinals	09/11
Rushing Average	6.0	Clyde Edwards-Helaire	at Cardinals	09/11
Rushing Touchdowns	1	Isiah Pacheco	at Cardinals	09/11
Yards From Scrimmage	121	Travis Kelce	at Cardinals	09/11
Combined Net Yards	121	Travis Kelce	at Cardinals	09/11
Tackles	10	Nick Bolton	at Cardinals	09/11
Sacks	1.0	Carlos Dunlap II	at Cardinals	09/11
		L'Jarius Sneed	at Cardinals	09/11
		Tershawn Wharton	at Cardinals	09/11
Punts	2	Tommy Townsend	at Cardinals	09/11
Punting Average	54.0	Tommy Townsend	at Cardinals	09/11
Punt Returns	4	Sky Moore	at Cardinals	09/11
Punt Return Yards	41	Sky Moore	at Cardinals	09/11
Kickoff Returns	1	Sky Moore	at Cardinals	09/11
		Isiah Pacheco	at Cardinals	09/11
Kickoff Return Yards	23	Sky Moore	at Cardinals	09/11
Field Goals Attempted	1	Harrison Butker	at Cardinals	09/11
Field Goals Made	1	Harrison Butker	at Cardinals	09/11

2022 REGULAR SEASON KANSAS CITY CHIEFS LONGEST PLAYS

Run From Scrimmage	22	Isiah Pacheco	at Cardinals	09/11
Touchdown Run	3	Isiah Pacheco	at Cardinals	09/11
Passing Long	35	Patrick Mahomes	at Cardinals	09/11
Touchdown Pass Long	9	Patrick Mahomes	at Cardinals	09/11
Pass Reception	35	Travis Kelce	at Cardinals	09/11
Touchdown Reception	9	Travis Kelce	at Cardinals	09/11
Punt Return	15	Sky Moore	at Cardinals	09/11
Kickoff Return	23	Sky Moore	at Cardinals	09/11
Punt	58	Tommy Townsend	at Cardinals	09/11
Field Goal	54	Harrison Butker	at Cardinals	09/11
Field Goal Attempt	54	Harrison Butker	at Cardinals	09/11

OPPONENTS INDIVIDUAL SINGLE-GAME HIGHS

2022 REGULAR SEASON OPPONENTS INDIVIDUAL SINGLE-GAME HIGHS

Touchdowns	1	Marquise Brown	at Cardinals	09/11
		James Conner	at Cardinals	09/11
		Zach Ertz	at Cardinals	09/11
Passes Attempted	34	Kyler Murray	at Cardinals	09/11
Passes Completed	22	Kyler Murray	at Cardinals	09/11
Passing Yards	193	Kyler Murray	at Cardinals	09/11
Yards Per Attempt	5.7	Kyler Murray	at Cardinals	09/11
Touchdown Passes	2	Kyler Murray	at Cardinals	09/11
Pass Receptions	7	Greg Dortch	at Cardinals	09/11
Receiving Yards	63	Greg Dortch	at Cardinals	09/11
Touchdown Receptions	1	Marquise Brown	at Cardinals	09/11
		Zach Ertz	at Cardinals	09/11
Rushing Yards	29	Kyler Murray	at Cardinals	09/11
Rushing Attempts	10	James Conner	at Cardinals	09/11
Rushing Average	2.6	James Conner	at Cardinals	09/11
Rushing Touchdowns	1	James Conner	at Cardinals	09/11
Yards From Scrimmage	63	Greg Dortch	at Cardinals	09/11
Combined Net Yards	129	Eno Benjamin	at Cardinals	09/11
Tackles	13	Budda Baker	at Cardinals	09/11
Punts	5	Andy Lee	at Cardinals	09/11
Punting Average	51.0	Andy Lee	at Cardinals	09/11
Punt Returns	1	Greg Dortch	at Cardinals	09/11
Kickoff Returns	2	Eno Benjamin	at Cardinals	09/11
Kickoff Return Yards	68	Eno Benjamin	at Cardinals	09/11

2022 REGULAR SEASON OPPONENTS LONGEST PLAYS

Run From Scrimmage	21	Kyler Murray	at Cardinals	09/11
Touchdown Run	2	James Conner	at Cardinals	09/11
Passing Long	26	Kyler Murray	at Cardinals	09/11
Touchdown Pass Long	6 (2)	Kyler Murray	at Cardinals	09/11
Pass Reception	26	Marquise Brown	at Cardinals	09/11
Touchdown Reception	6	Marquise Brown	at Cardinals	09/11
		Zach Ertz	at Cardinals	09/11
Kickoff Return	44	Eno Benjamin	at Cardinals	09/11
Punt	57	Andy Lee	at Cardinals	09/11

BIG YARDAGE GAMES

2022 REGULAR SEASON BIG YARDAGE GAMES

100-YARD PASS RECEIVERS

DATE	OPPONENT	PLAYER	ATT.	YDS.	AVG.	LG	TD
9/11	at Cardinals	Travis Kelce	8	121	15.1	35	1

300-YARD PASSERS

DATE	OPPONENT	PLAYER	ATT.	YDS.	COMP.	LG	TD
9/11	at Cardinals	Patrick Mahomes	39	360	30	35	5

2022 OPPONENTS BIG YARDAGE GAMES

[none]

100.0+ PASSER RATING

2021 REGULAR SEASON 100.0+ PASSER RATING

CHIEFS

PASSING GAMES															
DATE	OPPONENT	PLAYER	ATT	CMP	YDS	CMP%	YDS/ATT	YDS/CMP	TD	TD%	INT	INT%	LONG	SACK/LOST	RATING
09/12	vs. CLE	Patrick Mahomes	36	27	337	75.00%	9.36	12.48	3	8.33%	0	0.00%	75t	2/13	131.40
09/19	at BAL	Patrick Mahomes	31	24	343	77.42%	11.06	14.29	3	9.68%	1	3.23%	46t	0/0	131.50
10/03	at PHI	Patrick Mahomes	30	24	278	80.00%	9.27	11.58	5	16.67%	1	3.33%	44t	1/7	131.00
11/14	at LV	Patrick Mahomes	50	35	406	70.00%	8.12	11.60	5	10.00%	0	0.00%	38t	0/0	127.60
12/12	vs. LV	Patrick Mahomes	24	20	258	83.33%	10.75	12.90	2	8.33%	0	0.00%	44	3/18	139.20
12/16	at LAC	Patrick Mahomes	47	31	410	65.96%	8.72	13.23	3	6.38%	1	2.13%	69	1/0	105.80
12/26	vs. PIT	Patrick Mahomes	30	23	258	76.67%	8.60	11.22	3	10.00%	0	0.00%	50	2/4	135.10
01/02	at CIN	Patrick Mahomes	35	26	259	74.29%	7.40	9.96	2	5.71%	0	0.00%	53	0/0	113.90
01/16	vs. PIT	Patrick Mahomes	39	30	404	76.92%	10.36	13.47	5	12.82%	1	2.56%	48t	3/34	138.20
01/23	vs. BUF	Patrick Mahomes	44	33	378	75.00%	8.59	11.45	3	6.82%	0	0.00%	64t	2/8	123.10

2021 OPPONENTS 100.0+ PASSER RATING

PASSING GAMES															
DATE	OPPONENT	PLAYER	ATT	CMP	YDS	CMP%	YDS/ATT	YDS/CMP	TD	TD%	INT	INT%	LONG	SACK/LOST	RATING
09/26	vs. LAC	Justin Herbert	38	26	281	68.42%	7.39	10.81	4	10.53%	0	0.00%	43	1/6	125.00
10/03	at PHI	Jalen Hurts	48	32	387	66.67%	8.06	12.09	2	4.17%	0	0.00%	37	3/29	105.10
10/10	vs. BUF	Josh Allen	26	15	315	57.69%	12.12	21.00	3	11.54%	0	0.00%	61	0/0	139.10
10/24	at TEN	Ryan Tannehill	27	21	270	77.78%	10.00	12.86	1	3.70%	1	3.70%	46	1/9	105.20
01/02	at CIN	Joe Burrow	39	30	446	76.92%	11.44	14.87	4	10.26%	0	0.00%	72t	4/31	148.00
01/23	vs. BUF	Josh Allen	37	27	329	72.97%	8.89	12.19	4	10.81%	0	0.00%	75t	2/16	136.00

*Need minimum of 20 attempts to qualify

WEEK-BY-WEEK RANKINGS

There is still 1 unfinished game for this week. Please wait until it is done before generating this report.

2022 REGULAR SEASON									
		OFFENSE				DEFENSE			
DATE	OPPONENT	TOTAL	RUSH	PASS	*POINTS SCORED	TOTAL	RUSH	PASS	*POINTS SCORED
09/11	at Arizona	2	11	1	1	8	15	6	T-15

*Points per game

INDIVIDUAL GXG STATS: PASSING

2022 REGULAR SEASON INDIVIDUAL GAME-BY-GAME STATS

PASSING:		PATRICK MAHOMES												
DATE	OPP.	ATT	CMP	YDS	CMP%	Y/A	Y/C	TD	TD%	INT	INT%	LG	SK/YD	RATE
09/11	at Arizona	39	30	360	76.9%	9.2	12.0	5	12.8%	0	0.0%	35	0/0	144.2
09/15	L.A. Chargers													
09/25	at Indianapolis													
10/02	at Tampa Bay													
10/10	Las Vegas													
10/16	Buffalo													
10/23	at San Francisco													
11/06	Tennessee													
11/13	Jacksonville													
11/20	at L.A. Chargers													
11/27	L.A. Rams													
12/04	at Cincinnati													
12/11	at Denver													
12/18	at Houston													
12/24	Seattle													
01/01	Denver													
01/08	at Las Vegas													
TOTALS		39	30	360	76.9%	9.2	12.0	5	12.8%	0	0.0%	35	0/0	144.2

PASSING:		CHAD HENNE												
DATE	OPP.	ATT	CMP	YDS	CMP%	Y/A	Y/C	TD	TD%	INT	INT%	LG	SK/YD	RATE
09/11	at Arizona	0	0	0	0.0%	0.0	0.0	0	0.0%	0	0.0%	0	0/0	0.0
09/15	L.A. Chargers													
09/25	at Indianapolis													
10/02	at Tampa Bay													
10/10	Las Vegas													
10/16	Buffalo													
10/23	at San Francisco													
11/06	Tennessee													
11/13	Jacksonville													
11/20	at L.A. Chargers													
11/27	L.A. Rams													
12/04	at Cincinnati													
12/11	at Denver													
12/18	at Houston													
12/24	Seattle													
01/01	Denver													
01/08	at Las Vegas													
TOTALS		0	0	0	0.0%	0.0	0.0	0	0.0%	0	0.0%	--	0/0	0.0

PASSING:		SHANE BUCHELE												
DATE	OPP.	ATT	CMP	YDS	CMP%	Y/A	Y/C	TD	TD%	INT	INT%	LG	SK/YD	RATE
09/11	at Arizona													
09/15	L.A. Chargers													
09/25	at Indianapolis													
10/02	at Tampa Bay													
10/10	Las Vegas													
10/16	Buffalo													
10/23	at San Francisco													
11/06	Tennessee													
11/13	Jacksonville													
11/20	at L.A. Chargers													
11/27	L.A. Rams													
12/04	at Cincinnati													
12/11	at Denver													
12/18	at Houston													
12/24	Seattle													
01/01	Denver													
01/08	at Las Vegas													
TOTALS		0	0	0	0.0%	0.0	0.0	0	0.0%	0	0.0%	--	0/0	0.0

INDIVIDUAL GXG STATS: RUSHING

2022 REGULAR SEASON INDIVIDUAL GAME-BY-GAME STATS

RUSHING:		CLYDE EDWARDS-HELAIRE					PATRICK MAHOMES					JERICK MCKINNON				
DATE	OPP.	NO.	YDS	AVG	LG	TD	NO.	YDS	AVG	LG	TD	NO.	YDS	AVG	LG	TD
09/11	at Arizona	7	42	6.0	18	0	3	5	1.7	4	0	4	22	5.5	18	0
09/15	L.A. Chargers															
09/25	at Indianapolis															
10/02	at Tampa Bay															
10/10	Las Vegas															
10/16	Buffalo															
10/23	at San Francisco															
11/06	Tennessee															
11/13	Jacksonville															
11/20	at L.A. Chargers															
11/27	L.A. Rams															
12/04	at Cincinnati															
12/11	at Denver															
12/18	at Houston															
12/24	Seattle															
01/01	Denver															
01/08	at Las Vegas															
TOTALS		7	42	6.0	18	0	3	5	1.7	4	0	4	22	5.5	18	0

RUSHING:		ISIAH PACHECO					MARQUEZ VALDES-SCANTLING				
DATE	OPP.	NO.	YDS	AVG	LG	TD	NO.	YDS	AVG	LG	TD
09/11	at Arizona	12	62	5.2	22	1	1	-3	-3.0	-3	0
09/15	L.A. Chargers										
09/25	at Indianapolis										
10/02	at Tampa Bay										
10/10	Las Vegas										
10/16	Buffalo										
10/23	at San Francisco										
11/06	Tennessee										
11/13	Jacksonville										
11/20	at L.A. Chargers										
11/27	L.A. Rams										
12/04	at Cincinnati										
12/11	at Denver										
12/18	at Houston										
12/24	Seattle										
01/01	Denver										
01/08	at Las Vegas										
TOTALS		12	62	5.2	22	1	1	-3	-3.0	-3	0

INDIVIDUAL GXG STATS: RECEIVING

2022 REGULAR SEASON INDIVIDUAL GAME-BY-GAME STATS

RECEIVING:		CLYDE EDWARDS-HELAIRES					JODY FORTSON					NOAH GRAY				
DATE	OPP.	NO.	YDS	AVG	LG	TD	NO.	YDS	AVG	LG	TD	NO.	YDS	AVG	LG	TD
09/11	at Arizona	3	32	10.7	25	2	1	1	1.0	1t	1	1	10	10.0	10	0
09/15	L.A. Chargers															
09/25	at Indianapolis															
10/02	at Tampa Bay															
10/10	Las Vegas															
10/16	Buffalo															
10/23	at San Francisco															
11/06	Tennessee															
11/13	Jacksonville															
11/20	at L.A. Chargers															
11/27	L.A. Rams															
12/04	at Cincinnati															
12/11	at Denver															
12/18	at Houston															
12/24	Seattle															
01/01	Denver															
01/08	at Las Vegas															
TOTALS		3	32	10.7	25	2	1	1	1.0	1T	1	1	10	10.0	10	0

RECEIVING:		MECOLE HARDMAN					TRAVIS KELCE					JERICK MCKINNON				
DATE	OPP.	NO.	YDS	AVG	LG	TD	NO.	YDS	AVG	LG	TD	NO.	YDS	AVG	LG	TD
09/11	at Arizona	3	16	5.3	8	1	8	121	15.1	35	1	3	27	9.0	18	0
09/15	L.A. Chargers															
09/25	at Indianapolis															
10/02	at Tampa Bay															
10/10	Las Vegas															
10/16	Buffalo															
10/23	at San Francisco															
11/06	Tennessee															
11/13	Jacksonville															
11/20	at L.A. Chargers															
11/27	L.A. Rams															
12/04	at Cincinnati															
12/11	at Denver															
12/18	at Houston															
12/24	Seattle															
01/01	Denver															
01/08	at Las Vegas															
TOTALS		3	16	5.3	8	1	8	121	15.1	35	1	3	27	9.0	18	0

RECEIVING:		SKYY MOORE					JUJU SMITH-SCHUSTER					MARQUEZ VALDES-SCANTLING				
DATE	OPP.	NO.	YDS	AVG	LG	TD	NO.	YDS	AVG	LG	TD	NO.	YDS	AVG	LG	TD
09/11	at Arizona	1	30	30.0	30	0	6	79	13.2	20	0	4	44	11.0	17	0
09/15	L.A. Chargers															
09/25	at Indianapolis															
10/02	at Tampa Bay															
10/10	Las Vegas															
10/16	Buffalo															
10/23	at San Francisco															
11/06	Tennessee															
11/13	Jacksonville															
11/20	at L.A. Chargers															
11/27	L.A. Rams															
12/04	at Cincinnati															
12/11	at Denver															
12/18	at Houston															
12/24	Seattle															
01/01	Denver															
01/08	at Las Vegas															
TOTALS		1	30	30.0	30	0	6	79	13.2	20	0	4	44	11.0	17	0

INDIVIDUAL GXG STATS: PUNTING

2022 REGULAR SEASON INDIVIDUAL GAME-BY-GAME STATS

PASSING:		TOMMY TOWNSEND							
DATE	OPP.	NO.	YDS	AVG	TB	IN 20	LG	NET	BLK
09/11	at Arizona	2	108	54.0	1	0	58	44.5	0
09/15	L.A. Chargers								
09/25	at Indianapolis								
10/02	at Tampa Bay								
10/10	Las Vegas								
10/16	Buffalo								
10/23	at San Francisco								
11/06	Tennessee								
11/13	Jacksonville								
11/20	at L.A. Chargers								
11/27	L.A. Rams								
12/04	at Cincinnati								
12/11	at Denver								
12/18	at Houston								
12/24	Seattle								
01/01	Denver								
01/08	at Las Vegas								
TOTALS		2	108	54.0	1	0	58	44.5	0

INDIVIDUAL GXG STATS: FIELD GOALS

2022 REGULAR SEASON INDIVIDUAL GAME-BY-GAME STATS

FIELD GOALS:		HARRISON BUTKER									
DATE	OPP.	0-19	20-29	30-39	40-49	50+	TOTAL	FGM	FGA	PCT	LG
09/11	at Arizona	0/0	0/0	0/0	0/0	1/1	1/1	1	1	100.0%	54
09/15	L.A. Chargers										
09/25	at Indianapolis										
10/02	at Tampa Bay										
10/10	Las Vegas										
10/16	Buffalo										
10/23	at San Francisco										
11/06	Tennessee										
11/13	Jacksonville										
11/20	at L.A. Chargers										
11/27	L.A. Rams										
12/04	at Cincinnati										
12/11	at Denver										
12/18	at Houston										
12/24	Seattle										
01/01	Denver										
01/08	at Las Vegas										
TOTALS		0/0	0/0	0/0	0/0	1/1	1/1	1	1	100.0%	54

INDIVIDUAL GXG STATS: DEFENSIVE

DATE	CHRIS JONES							GEORGE KARLAFTIS							CHRIS LAMMONS																			
	S	A	TK	TF	SK	INT	FR	FF	PR	PD	S	A	TK	TF	SK	INT	FR	FF	PR	PD	S	A	TK	TF	SK	INT	FR	FF	PR	PD				
09/11 Arizona	1	0	1	0	0	0.0	0	0	1	0	1	1	0	1	0	0	0.0	0	0	0	1	1	1	0	1	0	0	0.0	0	0	0	0	0	
09/15 Chargers																																		
09/25 Indianapolis																																		
10/02 Tampa Bay																																		
10/10 Vegas																																		
10/16 Buffalo																																		
10/23 San Francisco																																		
11/06 Tennessee																																		
11/13 Jacksonville																																		
11/20 L.A. Chargers																																		
11/27 Rams																																		
12/04 Cincinnati																																		
12/11 Denver																																		
12/18 Houston																																		
12/24 Seattle																																		
01/01 Denver																																		
01/08 Las Vegas																																		
TOTALS	1	0	1	0	0	0.0	0	0	1	0	1	1	0	1	0	0	0.0	0	0	0	1	1	1	0	1	0	0	0.0	0	0	0	0	0	

INDIVIDUAL GXG STATS: DEFENSIVE

DATE OPP.	TRENT MCDUFFIE							JUSTIN REID							KHALEN SAUNDERS																					
	S	A	TK	TFL	Y	SK	Y	INT	FR	FF	PR	PD	S	A	TK	TFL	Y	SK	Y	INT	FR	FF	PR	PD	S	A	TK	TFL	Y	SK	Y	INT	FR	FF	PR	PD
09/11 at Arizona	1	0	1	0	0	0.0	0.0	0	0	0	0	0	2	0	2	0	0	0.0	0.0	0	0	0	0	0	1	0	1	0	0	0.0	0.0	0	0	0	0	0
09/15 L.A. Chargers																																				
09/25 at Indianapolis																																				
10/02 at Tampa Bay																																				
10/10 Las Vegas																																				
10/16 Buffalo																																				
10/23 at San Francisco																																				
11/06 Tennessee																																				
11/13 Jacksonville																																				
11/20 at L.A. Chargers																																				
11/27 L.A. Rams																																				
12/04 at Cincinnati																																				
12/11 at Denver																																				
12/18 at Houston																																				
12/24 Seattle																																				
01/01 Denver																																				
01/08 at Las Vegas																																				
TOTALS	1	0	1	0	0	0.0	0.0	0	0	0	0	0	2	0	2	0	0	0.0	0.0	0	0	0	0	0	1	0	1	0	0	0.0	0.0	0	0	0	0	0

DATE OPP.	L'JARIUS SNEED							JUAN THORNHILL							JAYLEN WATSON																					
	S	A	TK	TFL	Y	SK	Y	INT	FR	FF	PR	PD	S	A	TK	TFL	Y	SK	Y	INT	FR	FF	PR	PD	S	A	TK	TFL	Y	SK	Y	INT	FR	FF	PR	PD
09/11 at Arizona	8	0	8	1	7	1.0	7.0	0	0	0	2	1	1	0	1	0	0	0.0	0.0	0	0	0	0	2	0	0	0	0	0	0.0	0.0	0	0	0	0	1
09/15 L.A. Chargers																																				
09/25 at Indianapolis																																				
10/02 at Tampa Bay																																				
10/10 Las Vegas																																				
10/16 Buffalo																																				
10/23 at San Francisco																																				
11/06 Tennessee																																				
11/13 Jacksonville																																				
11/20 at L.A. Chargers																																				
11/27 L.A. Rams																																				
12/04 at Cincinnati																																				
12/11 at Denver																																				
12/18 at Houston																																				
12/24 Seattle																																				
01/01 Denver																																				
01/08 at Las Vegas																																				
TOTALS	8	0	8	1	7	1.0	7.0	0	0	0	2	1	1	0	1	0	0	0.0	0.0	0	0	0	0	2	0	0	0	0	0	0.0	0.0	0	0	0	0	1

DATE OPP.	TERSASHAWN WHARTON							JOSHUA WILLIAMS																
	S	A	TK	TFL	TFLY	SK	SKY	INT	FR	FF	PR	PD	S	A	TK	TFL	TFLY	SK	SKY	INT	FR	FF	PR	PD
09/11 at Arizona	1	0	1	1	8	1.0	8.0	0	0	0	2	0	1	0	1	0	0	0.0	0.0	0	0	0	0	0
09/15 L.A. Chargers																								
09/25 at Indianapolis																								
10/02 at Tampa Bay																								
10/10 Las Vegas																								
10/16 Buffalo																								
10/23 at San Francisco																								
11/06 Tennessee																								
11/13 Jacksonville																								
11/20 at L.A. Chargers																								
11/27 L.A. Rams																								
12/04 at Cincinnati																								
12/11 at Denver																								
12/18 at Houston																								
12/24 Seattle																								
01/01 Denver																								
01/08 at Las Vegas																								
TOTALS	1	0	1	1	8	1.0	8.0	0	0	0	2	0	1	0	1	0	0	0.0	0.0	0	0	0	0	0

INDIVIDUAL GXG STATS: SPECIAL TEAMS

2022 REGULAR SEASON INDIVIDUAL SPECIAL TEAMS GAME-BY-GAME STATS

DATE	OPP.	MICHAEL BURTON			JUSTIN REID			JAYLEN WATSON		
		TKL	AST	TOT	TKL	AST	TOT	TKL	AST	TOT
09/11	at Arizona	1	0	1	0	2	2	0	2	2
09/15	L.A. Chargers									
09/25	at Indianapolis									
10/02	at Tampa Bay									
10/10	Las Vegas									
10/16	Buffalo									
10/23	at San Francisco									
11/06	Tennessee									
11/13	Jacksonville									
11/20	at L.A. Chargers									
11/27	L.A. Rams									
12/04	at Cincinnati									
12/11	at Denver									
12/18	at Houston									
12/24	Seattle									
01/01	Denver									
01/08	at Las Vegas									
TOTALS		1	0	1	0	2	2	0	2	2

INDIVIDUAL GXG STATS: PUNT RETURNS

2022 REGULAR SEASON INDIVIDUAL GAME-BY-GAME STATS

PUNT RETURNS:		MECOLE HARDMAN						SKYY MOORE					
DATE	OPP.	NO.	YDS	AVG	LG	FC	TD	NO.	YDS	AVG	LG	FC	TD
09/11	at Arizona	1	3	3.0	3	0	0	4	41	10.3	15	0	0
09/15	L.A. Chargers												
09/25	at Indianapolis												
10/02	at Tampa Bay												
10/10	Las Vegas												
10/16	Buffalo												
10/23	at San Francisco												
11/06	Tennessee												
11/13	Jacksonville												
11/20	at L.A. Chargers												
11/27	L.A. Rams												
12/04	at Cincinnati												
12/11	at Denver												
12/18	at Houston												
12/24	Seattle												
01/01	Denver												
01/08	at Las Vegas												
TOTALS		1	3	3.0	3	0	0	4	41	10.3	15	0	0

INDIVIDUAL GXG STATS: KICKOFF RETURNS

2022 REGULAR SEASON INDIVIDUAL GAME-BY-GAME STATS

KICKOFF RETURNS:		SKYY MOORE						ISIAH PACHECO					
DATE	OPP.	NO.	YDS	AVG	LG	FC	TD	NO.	YDS	AVG	LG	FC	TD
09/11	at Arizona	1	23	23.0	23	0	0	1	22	22.0	22	0	0
09/15	L.A. Chargers												
09/25	at Indianapolis												
10/02	at Tampa Bay												
10/10	Las Vegas												
10/16	Buffalo												
10/23	at San Francisco												
11/06	Tennessee												
11/13	Jacksonville												
11/20	at L.A. Chargers												
11/27	L.A. Rams												
12/04	at Cincinnati												
12/11	at Denver												
12/18	at Houston												
12/24	Seattle												
01/01	Denver												
01/08	at Las Vegas												
TOTALS		1	23	23.0	23	0	0	1	22	22.0	22	0	0

PLAYER PARTICIPATION

2022 REGULAR SEASON KANSAS CITY CHIEFS PLAYER PARTICIPATION

PLAYERS	@ ARI	LAC	@ IND	@ TB	LV	BUF	@ SF	TEN	JAX	@ LAC	LAR	@ CIN	@ DEN	@ HOU	SEA	DEN	@ LV	GP	GS	DNP	IN
	9/11	9/15	9/25	10/2	10/10	10/16	10/23	11/6	11/13	11/20	11/27	12/4	12/11	12/18	12/24	1/1	1/8				
Nick Allegretti	P	-	-	-	-	-	-	-	-	-	-	-	-	-	-	-	-	1	0	0	0
Zayne Anderson	PS	-	-	-	-	-	-	-	-	-	-	-	-	-	-	-	-	0	0	0	0
Blake Bell	IR	-	-	-	-	-	-	-	-	-	-	-	-	-	-	-	-	0	0	0	0
Nick Bolton	LB	-	-	-	-	-	-	-	-	-	-	-	-	-	-	-	-	1	1	0	0
Orlando Brown	LT	-	-	-	-	-	-	-	-	-	-	-	-	-	-	-	-	1	1	0	0
Shane Buechele	*	-	-	-	-	-	-	-	-	-	-	-	-	-	-	-	-	0	0	0	1
Michael Burton	P	-	-	-	-	-	-	-	-	-	-	-	-	-	-	-	-	1	0	0	0
Deon Bush	P	-	-	-	-	-	-	-	-	-	-	-	-	-	-	-	-	1	0	0	0
Matt Bushman	IR	-	-	-	-	-	-	-	-	-	-	-	-	-	-	-	-	0	0	0	0
Harrison Butker	P	-	-	-	-	-	-	-	-	-	-	-	-	-	-	-	-	1	0	0	0
Mike Caliendo	PS	-	-	-	-	-	-	-	-	-	-	-	-	-	-	-	-	0	0	0	0
Leo Chenal	P	-	-	-	-	-	-	-	-	-	-	-	-	-	-	-	-	1	0	0	0
Geron Christian Sr.	P	-	-	-	-	-	-	-	-	-	-	-	-	-	-	-	-	1	0	0	0
Frank Clark	DE	-	-	-	-	-	-	-	-	-	-	-	-	-	-	-	-	1	1	0	0
Jack Cochrane	PS	-	-	-	-	-	-	-	-	-	-	-	-	-	-	-	-	0	0	0	0
Bryan Cook	P	-	-	-	-	-	-	-	-	-	-	-	-	-	-	-	-	1	0	0	0
Mike Danna	P	-	-	-	-	-	-	-	-	-	-	-	-	-	-	-	-	1	0	0	0
Carlos Dunlap II	P	-	-	-	-	-	-	-	-	-	-	-	-	-	-	-	-	1	0	0	0
Jerrion Ealy	PS	-	-	-	-	-	-	-	-	-	-	-	-	-	-	-	-	0	0	0	0
Clyde Edwards-Helaire	RB	-	-	-	-	-	-	-	-	-	-	-	-	-	-	-	-	1	1	0	0
Rashad Fenton	CB	-	-	-	-	-	-	-	-	-	-	-	-	-	-	-	-	1	1	0	0
Jody Fortson	P	-	-	-	-	-	-	-	-	-	-	-	-	-	-	-	-	1	0	0	0
Daurice Fountain	*	-	-	-	-	-	-	-	-	-	-	-	-	-	-	-	-	0	0	0	1
Jordan Franks	PS	-	-	-	-	-	-	-	-	-	-	-	-	-	-	-	-	0	0	0	0
Willie Gay	LB	-	-	-	-	-	-	-	-	-	-	-	-	-	-	-	-	1	1	0	0
Noah Gray	P	-	-	-	-	-	-	-	-	-	-	-	-	-	-	-	-	1	0	0	0
Mecole Hardman	WR	-	-	-	-	-	-	-	-	-	-	-	-	-	-	-	-	1	1	0	0
Darius Harris	P	-	-	-	-	-	-	-	-	-	-	-	-	-	-	-	-	1	0	0	0
Chad Henne	P	-	-	-	-	-	-	-	-	-	-	-	-	-	-	-	-	1	0	0	0
Malik Herring	*	-	-	-	-	-	-	-	-	-	-	-	-	-	-	-	-	0	0	0	1
Creed Humphrey	C	-	-	-	-	-	-	-	-	-	-	-	-	-	-	-	-	1	1	0	0
Nazeeh Johnson	PS	-	-	-	-	-	-	-	-	-	-	-	-	-	-	-	-	0	0	0	0
Chris Jones	DT	-	-	-	-	-	-	-	-	-	-	-	-	-	-	-	-	1	1	0	0
Ronald Jones II	*	-	-	-	-	-	-	-	-	-	-	-	-	-	-	-	-	0	0	0	1
Joshua Kaindoh	*	-	-	-	-	-	-	-	-	-	-	-	-	-	-	-	-	0	0	0	1
George Karlaftis	DE	-	-	-	-	-	-	-	-	-	-	-	-	-	-	-	-	1	1	0	0
Travis Kelce	TE	-	-	-	-	-	-	-	-	-	-	-	-	-	-	-	-	1	1	0	0
Darian Kinnard	*	-	-	-	-	-	-	-	-	-	-	-	-	-	-	-	-	0	0	0	1
Chris Lammons	P	-	-	-	-	-	-	-	-	-	-	-	-	-	-	-	-	1	0	0	0
Elijah Lee	P	-	-	-	-	-	-	-	-	-	-	-	-	-	-	-	-	1	0	0	0
Patrick Mahomes	QB	-	-	-	-	-	-	-	-	-	-	-	-	-	-	-	-	1	1	0	0
Trent McDuffie	CB	-	-	-	-	-	-	-	-	-	-	-	-	-	-	-	-	1	1	0	0
Jerick McKinnon	P	-	-	-	-	-	-	-	-	-	-	-	-	-	-	-	-	1	0	0	0
Sky Moore	P	-	-	-	-	-	-	-	-	-	-	-	-	-	-	-	-	1	0	0	0
Lucas Niang	R/PUP	-	-	-	-	-	-	-	-	-	-	-	-	-	-	-	-	0	0	0	0
Derrick Nnadi	DT	-	-	-	-	-	-	-	-	-	-	-	-	-	-	-	-	1	1	0	0
Kehinde Oginni	Active	-	-	-	-	-	-	-	-	-	-	-	-	-	-	-	-	0	0	0	0
Isiah Pacheco	P	-	-	-	-	-	-	-	-	-	-	-	-	-	-	-	-	1	0	0	0
Cornell Powell	PS	-	-	-	-	-	-	-	-	-	-	-	-	-	-	-	-	0	0	0	0
Justin Reid	S	-	-	-	-	-	-	-	-	-	-	-	-	-	-	-	-	1	1	0	0
Austin Reiter	PS	-	-	-	-	-	-	-	-	-	-	-	-	-	-	-	-	0	0	0	0
Justyn Ross	IR	-	-	-	-	-	-	-	-	-	-	-	-	-	-	-	-	0	0	0	0
Khalen Saunders	P	-	-	-	-	-	-	-	-	-	-	-	-	-	-	-	-	1	0	0	0
Danny Shelton	PS	-	-	-	-	-	-	-	-	-	-	-	-	-	-	-	-	0	0	0	0
Juju Smith-Schuster	WR	-	-	-	-	-	-	-	-	-	-	-	-	-	-	-	-	1	1	0	0
Trey Smith	RG	-	-	-	-	-	-	-	-	-	-	-	-	-	-	-	-	1	1	0	0
L'Jarius Sneed	CB	-	-	-	-	-	-	-	-	-	-	-	-	-	-	-	-	1	1	0	0
Taylor Stallworth	PS	-	-	-	-	-	-	-	-	-	-	-	-	-	-	-	-	0	0	0	0
Juan Thornhill	S	-	-	-	-	-	-	-	-	-	-	-	-	-	-	-	-	1	1	0	0
Joe Thuney	LG	-	-	-	-	-	-	-	-	-	-	-	-	-	-	-	-	1	1	0	0
Tommy Townsend	P	-	-	-	-	-	-	-	-	-	-	-	-	-	-	-	-	1	0	0	0
Marquez Valdes-Scantling	WR	-	-	-	-	-	-	-	-	-	-	-	-	-	-	-	-	1	1	0	0
Prince Tega Wanogho	P	-	-	-	-	-	-	-	-	-	-	-	-	-	-	-	-	1	0	0	0
Jaylen Watson	P	-	-	-	-	-	-	-	-	-	-	-	-	-	-	-	-	1	0	0	0
Justin Watson	P	-	-	-	-	-	-	-	-	-	-	-	-	-	-	-	-	1	0	0	0
Tershawn Wharton	P	-	-	-	-	-	-	-	-	-	-	-	-	-	-	-	-	1	0	0	0
Joshua Williams	P	-	-	-	-	-	-	-	-	-	-	-	-	-	-	-	-	1	0	0	0
James Winchester	P	-	-	-	-	-	-	-	-	-	-	-	-	-	-	-	-	1	0	0	0
Andrew Wylie	RT	-	-	-	-	-	-	-	-	-	-	-	-	-	-	-	-	1	1	0	0

PLAYER PARTICIPATION

LEGEND:
Starters indicated by position (Bold), P=Played, *=Inactive, PS=Practice Squad, IR=Reserve/Injured, NOT=Not on Roster, R/PUP=Reserve/Physically-Unable-To-Perform, ^=With Other Team

GAME-BY-GAME CAPTAINS

2022 REGULAR SEASON - CAPTAINS

DATE	OPPONENT	OFFENSE	DEFENSE	SPECIAL TEAMS
9/11	at Arizona	NONE	NONE	NONE
9/15	L.A. Chargers	--	--	--
9/25	at Indianapolis	--	--	--
10/2	at Tampa Bay	--	--	--
10/10	Las Vegas	--	--	--
10/16	Buffalo	--	--	--
10/23	at San Francisco	--	--	--
11/6	Tennessee	--	--	--
11/13	Jacksonville	--	--	--
11/20	at L.A. Chargers	--	--	--
11/27	L.A. Rams	--	--	--
12/4	at Cincinnati	--	--	--
12/11	at Denver	--	--	--
12/18	at Houston	--	--	--
12/24	Seattle	--	--	--
1/1	Denver	--	--	--
1/8	at Las Vegas	--	--	--

GAME-BY-GAME INACTIVES

2022 REGULAR SEASON INACTIVES			
DATE	OPPONENT	PLAYERS	
9/11	at Arizona	Shane Buechele Daurice Fountain Malik Herring Ronald Jones II	Joshua Kaindoh Darian Kinnard
09/15	L.A. Chargers	--	--
09/25	at Indianapolis	--	--
10/02	at Tampa Bay	--	--
10/10	Las Vegas	--	--
10/16	Buffalo	--	--
10/23	at San Francisco	--	--
11/06	Tennessee	--	--
11/13	Jacksonville	--	--
11/20	at L.A. Chargers	--	--
11/27	L.A. Rams	--	--
12/04	at Cincinnati	--	--
12/11	at Denver	--	--
12/18	at Houston	--	--
12/24	Seattle	--	--
01/01	Denver	--	--
01/08	at Las Vegas	--	--

TURNOVER CHART

2022 REGULAR SEASON - DEFENSIVE TAKEAWAYS

DATE	OPPONENT	TAKEAWAY	QTR.	SCORE	YD-LINE	RESULT
09/11	at Arizona	None				
09/15	L.A. Chargers	--	--	--	--	--
09/25	at Indianapolis	--	--	--	--	--
10/02	at Tampa Bay	--	--	--	--	--
10/10	Las Vegas	--	--	--	--	--
10/16	Buffalo	--	--	--	--	--
10/23	at San Francisco	--	--	--	--	--
11/06	Tennessee	--	--	--	--	--
11/13	Jacksonville	--	--	--	--	--
11/20	at L.A. Chargers	--	--	--	--	--
11/27	L.A. Rams	--	--	--	--	--
12/04	at Cincinnati	--	--	--	--	--
12/11	at Denver	--	--	--	--	--
12/18	at Houston	--	--	--	--	--
12/24	Seattle	--	--	--	--	--
01/01	Denver	--	--	--	--	--
01/08	at Las Vegas	--	--	--	--	--

2022 REGULAR SEASON - OFFENSIVE GIVEAWAYS

DATE	OPPONENT	TAKEAWAY	QTR.	SCORE	YD-LINE	RESULT
09/11	at Arizona	J. Smith-Schuster fumble (D. Gardeck FF; B. Murphy Jr. FR)	2	20-7	KC-42	Downs
09/15	L.A. Chargers	--	--	--	--	--
09/25	at Indianapolis	--	--	--	--	--
10/02	at Tampa Bay	--	--	--	--	--
10/10	Las Vegas	--	--	--	--	--
10/16	Buffalo	--	--	--	--	--
10/23	at San Francisco	--	--	--	--	--
11/06	Tennessee	--	--	--	--	--
11/13	Jacksonville	--	--	--	--	--
11/20	at L.A. Chargers	--	--	--	--	--
11/27	L.A. Rams	--	--	--	--	--
12/04	at Cincinnati	--	--	--	--	--
12/11	at Denver	--	--	--	--	--
12/18	at Houston	--	--	--	--	--
12/24	Seattle	--	--	--	--	--
01/01	Denver	--	--	--	--	--
01/08	at Las Vegas	--	--	--	--	--

2022 REGULAR SEASON - TURNOVERS

Offense:	1 Giveaway 0 Points (0 TD, 0 FG)	Ratio -1 (0 takes, 1 give)
Defense:	0 Takeaways 0 Points (0 TD, 0 FG)	
Special Teams:	0 Giveaways 0 Points (0 TD, 0 FG)	Points Off Turnovers Ratio 0 (0 scored, 0 allowed)
	0 Takeaways 0 Points (0 TD, 0 FG)	

INSIDE THE 20

DATE	OPPONENT	OFFENSE	DEFENSE
09/11	at Arizona	TD - Pass TD - Pass TD - Pass TD - Pass TD - Pass TD - Run	TD - Run TD - Pass TD - Pass
09/15	L.A. Chargers	--	--
09/25	at Indianapolis	--	--
10/02	at Tampa Bay	--	--
10/10	Las Vegas	--	--
10/16	Buffalo	--	--
10/23	at San Francisco	--	--
11/06	Tennessee	--	--
11/13	Jacksonville	--	--
11/20	at L.A. Chargers	--	--
11/27	L.A. Rams	--	--
12/04	at Cincinnati	--	--
12/11	at Denver	--	--
12/18	at Houston	--	--
12/24	Seattle	--	--
01/01	Denver	--	--
01/08	at Las Vegas	--	--

OFFENSE DEFENSE

Inside the 20	6	3
Scores	6	3
Touchdowns	6	3
Field Goals	0	0
Total Points in 20	41	21
Fumbles	0	0
Interceptions	0	0
Missed Field Goals	0	0
Lost on Downs	0	0
End of Half/Game	0	0
TDs Outside	0	0
Red-Zone Percentage	100.0	100.0

GOAL TO GO SITUATIONS

DATE	OPPONENT	OFFENSE	DEFENSE
09/11	at Arizona	TD - Pass TD - Pass TD - Pass TD - Pass TD - Run	TD - Run TD - Pass
09/15	L.A. Chargers	--	--
09/25	at Indianapolis	--	--
10/02	at Tampa Bay	--	--
10/10	Las Vegas	--	--
10/16	Buffalo	--	--
10/23	at San Francisco	--	--
11/06	Tennessee	--	--
11/13	Jacksonville	--	--
11/20	at L.A. Chargers	--	--
11/27	L.A. Rams	--	--
12/04	at Cincinnati	--	--
12/11	at Denver	--	--
12/18	at Houston	--	--
12/24	Seattle	--	--
01/01	Denver	--	--
01/08	at Las Vegas	--	--

	OFFENSE	DEFENSE
Goal-To-Go Situations	5	2
Scores	5	2
Touchdowns	5	2
Field Goals	0	0
Total Points	35	15
Fumbles	0	0
Interceptions	0	0
Missed Field Goals	0	0
Lost on Downs	0	0
End of Half/Game	0	0
Goal-to-Go Percentage	100.0	100.0

BIG RUN PLAYS (10+ YARDS)

2022 REGULAR SEASON - BIG RUN PLAYS (10+ YARDS)

DATE	OPPONENT	QTR	CHIEFS PLAYER	YDS.	DOWN	RESULT	QTR	OPP. PLAYER	YDS.	DOWN	RESULT
09/11	at ARI	1	Clyde Edwards-Helaire	18	2-3-KC 42	Touchdown	1	Kyler Murray	10	2-11-ARI 24	Punt
		3	Jerick McKinnon	18	2-6-ARI 32	Touchdown	2	Kyler Murray	21	1-10-KC 23	Touchdown
		4	Isiah Pacheco	11	1-10-KC 34	Touchdown	3	Eno Benjamin	16	2-6-KC 48	Touchdown
		4	Isiah Pacheco	19	1-10-ARI 39	Touchdown	4	Trace McSorley	14	3-9-ARI 22	End Game
		4	Isiah Pacheco	22	2-10-KC 10	Punt					
09/15	LAC	--	--	--	--	--	--	--	--	--	--
09/25	at IND	--	--	--	--	--	--	--	--	--	--
10/02	at TB	--	--	--	--	--	--	--	--	--	--
10/10	LV	--	--	--	--	--	--	--	--	--	--
10/16	BUF	--	--	--	--	--	--	--	--	--	--
10/23	at SF	--	--	--	--	--	--	--	--	--	--
11/06	TEN	--	--	--	--	--	--	--	--	--	--
11/13	JAX	--	--	--	--	--	--	--	--	--	--
11/20	at LAC	--	--	--	--	--	--	--	--	--	--
11/27	LAR	--	--	--	--	--	--	--	--	--	--
12/04	at CIN	--	--	--	--	--	--	--	--	--	--
12/11	at DEN	--	--	--	--	--	--	--	--	--	--
12/18	at HOU	--	--	--	--	--	--	--	--	--	--
12/24	SEA	--	--	--	--	--	--	--	--	--	--
01/01	DEN	--	--	--	--	--	--	--	--	--	--
01/08	at LV	--	--	--	--	--	--	--	--	--	--

TOTALS 5 - 88 (17.6), 0 TDS

4 - 61 (15.3), 0 TDS

BIG PASS PLAYS (20+ YARDS)

2022 REGULAR SEASON - BIG PASS PLAYS (20+ YARDS)

DATE	OPPONENT	QTR	CHIEFS PLAYER	YDS.	DOWN	RESULT	QTR	OPP. PLAYER	YDS.	DOWN	RESULT
09/11	at ARI	1	Patrick Mahomes -> Clyde Edwards-Helaire	25	1-10-KC 32	Touchdown	1	Kyler Murray -> Greg Dortch	24	2-18-ARI 41	Touchdown
		1	Patrick Mahomes -> Juju Smith-Schuster	20	2-13-ARI 46	Touchdown	2	Kyler Murray -> Marquise Brown	26	2-4-ARI 26	Punt
		3	Patrick Mahomes -> Travis Kelce	35	1-10-KC 25	Touchdown	4	Kyler Murray -> Eno Benjamin	22	1-10-KC 33	Touchdown
		3	Patrick Mahomes -> Skyy Moore	30	2-10-ARI 40	Touchdown					
3	Patrick Mahomes -> Travis Kelce	26	3-6-KC 38	Touchdown							
09/15	LAC	--	--	--	--	--	--	--	--	--	
09/25	at IND	--	--	--	--	--	--	--	--	--	
10/02	at TB	--	--	--	--	--	--	--	--	--	
10/10	LV	--	--	--	--	--	--	--	--	--	
10/16	BUF	--	--	--	--	--	--	--	--	--	
10/23	at SF	--	--	--	--	--	--	--	--	--	
11/06	TEN	--	--	--	--	--	--	--	--	--	
11/13	JAX	--	--	--	--	--	--	--	--	--	
11/20	at LAC	--	--	--	--	--	--	--	--	--	
11/27	LAR	--	--	--	--	--	--	--	--	--	
12/04	at CIN	--	--	--	--	--	--	--	--	--	
12/11	at DEN	--	--	--	--	--	--	--	--	--	
12/18	at HOU	--	--	--	--	--	--	--	--	--	
12/24	SEA	--	--	--	--	--	--	--	--	--	
01/01	DEN	--	--	--	--	--	--	--	--	--	
01/08	at LV	--	--	--	--	--	--	--	--	--	
TOTALS			5 - 136 (27.2), 0 TDS				3 - 72 (24.0), 0 TDS				

ADVANCES CHART

2022 REGULAR SEASON CHIEFS ADVANCES

DATE	OPPONENT	RUSHES	COMPLETIONS	ADVANCES	OUTCOME
09/11	at Arizona	27	30	57	W 44-21
09/15	L.A. Chargers	--	--	--	--
09/25	at Indianapolis	--	--	--	--
10/02	at Tampa Bay	--	--	--	--
10/10	Las Vegas	--	--	--	--
10/16	Buffalo	--	--	--	--
10/23	at San Francisco	--	--	--	--
11/06	Tennessee	--	--	--	--
11/13	Jacksonville	--	--	--	--
11/20	at L.A. Chargers	--	--	--	--
11/27	L.A. Rams	--	--	--	--
12/04	at Cincinnati	--	--	--	--
12/11	at Denver	--	--	--	--
12/18	at Houston	--	--	--	--
12/24	Seattle	--	--	--	--
01/01	Denver	--	--	--	--
01/08	at Las Vegas	--	--	--	--
TOTALS		27	30	57	

2022 REGULAR SEASON OPPONENT ADVANCES

DATE	OPPONENT	RUSHES	COMPLETIONS	ADVANCES	OUTCOME
09/11	at Arizona	22	24	46	W 44-21
09/15	L.A. Chargers	--	--	--	--
09/25	at Indianapolis	--	--	--	--
10/02	at Tampa Bay	--	--	--	--
10/10	Las Vegas	--	--	--	--
10/16	Buffalo	--	--	--	--
10/23	at San Francisco	--	--	--	--
11/06	Tennessee	--	--	--	--
11/13	Jacksonville	--	--	--	--
11/20	at L.A. Chargers	--	--	--	--
11/27	L.A. Rams	--	--	--	--
12/04	at Cincinnati	--	--	--	--
12/11	at Denver	--	--	--	--
12/18	at Houston	--	--	--	--
12/24	Seattle	--	--	--	--
01/01	Denver	--	--	--	--
01/08	at Las Vegas	--	--	--	--
TOTALS		22	24	46	

CHIEFS RECORD WHEN:

Having 45 or more advances	1 - 0
Having 50 or more advances	1 - 0
Having less than 45 advances	0 - 0
Having less than 50 advances	0 - 0
Allowing 45 or more advances	1 - 0
Allowing 50 or more advances	0 - 0
Allowing less than 45 advances	0 - 0
Allowing less than 50 advances	1 - 0

NOTE: Advances equal to all rushing attempts plus completions.

SCORING DRIVES

CHIEFS 2022 REGULAR SEASON SCORING DRIVES

DATE	OPPONENT	ACQUIRED	DRIVE				FIRST		SCORING PLAY	KC	OPP
			START	PLAYS	YARDS	Q	TIME	DOWNS			
09/11	at Arizona	Kickoff	KC 25	11	75	Q1	5:23	5	T. Kelce: 9-yard pass from P. Mahomes	7	0
		Punt	KC 14	7	86	Q1	4:23	6	C. Edwards-Helaire: 3-yard pass from P. Mahomes	14	0
		Kickoff	KC 25	11	75	Q2	5:33	5	C. Edwards-Helaire: 4-yard pass from P. Mahomes	20	7
		Downs	KC 34	6	30	Q2	0:33	2	H. Butker: 54-yard FG	23	7
		Punt	KC 25	4	75	Q3	2:12	4	J. Fortson: 1-yard pass from P. Mahomes	30	7
		Punt	KC 34	8	66	Q3	4:53	4	M. Hardman: 2-yard pass from P. Mahomes	37	7
		Kickoff	KC 34	9	66	Q4	5:13	5	I. Pacheco: 3-yard run	44	15
09/15	L.A. Chargers	--	--	--	--	--	--	--	--	--	
09/25	at Indianapolis	--	--	--	--	--	--	--	--	--	
10/02	at Tampa Bay	--	--	--	--	--	--	--	--	--	
10/10	Las Vegas	--	--	--	--	--	--	--	--	--	
10/16	Buffalo	--	--	--	--	--	--	--	--	--	
10/23	at San Francisco	--	--	--	--	--	--	--	--	--	
11/06	Tennessee	--	--	--	--	--	--	--	--	--	
11/13	Jacksonville	--	--	--	--	--	--	--	--	--	
11/20	at L.A. Chargers	--	--	--	--	--	--	--	--	--	
11/27	L.A. Rams	--	--	--	--	--	--	--	--	--	
12/04	at Cincinnati	--	--	--	--	--	--	--	--	--	
12/11	at Denver	--	--	--	--	--	--	--	--	--	
12/18	at Houston	--	--	--	--	--	--	--	--	--	
12/24	Seattle	--	--	--	--	--	--	--	--	--	
01/01	Denver	--	--	--	--	--	--	--	--	--	
01/08	at Las Vegas	--	--	--	--	--	--	--	--	--	
AVG				8.0	67.6		4:01	4.4			
TOTALS				56	473		28:10	31			

OPPONENTS SCORING DRIVES

CHIEFS OPPONENTS 2022 REGULAR SEASON SCORING DRIVES

DATE	OPPONENT	ACQUIRED	DRIVE				FIRST			KC	OPP
			START	PLAYS	YARDS	Q	TIME	DOWN	SCORING PLAY		
09/11	at Arizona	Kickoff	ARI 25	11	75	Q1	5:15	6	Q2: J. Conner: 2-yard run Q4: M. Brown: 6-yard pass from K. Murray Z. Ertz: 6-yard pass from K. Murray	14	7
		Kickoff	ARI 25	14	75	Q3	6:04	5		37	15
		Kickoff	KC 48	6	48	Q4	2:28	3		44	21
09/15	L.A. Chargers	--	--	--	--	--	--	--	--	--	--
09/25	at Indianapolis	--	--	--	--	--	--	--	--	--	--
10/02	at Tampa Bay	--	--	--	--	--	--	--	--	--	--
10/10	Las Vegas	--	--	--	--	--	--	--	--	--	--
10/16	Buffalo	--	--	--	--	--	--	--	--	--	--
10/23	at San Francisco	--	--	--	--	--	--	--	--	--	--
11/06	Tennessee	--	--	--	--	--	--	--	--	--	--
11/13	Jacksonville	--	--	--	--	--	--	--	--	--	--
11/20	at L.A. Chargers	--	--	--	--	--	--	--	--	--	--
11/27	L.A. Rams	--	--	--	--	--	--	--	--	--	--
12/04	at Cincinnati	--	--	--	--	--	--	--	--	--	--
12/11	at Denver	--	--	--	--	--	--	--	--	--	--
12/18	at Houston	--	--	--	--	--	--	--	--	--	--
12/24	Seattle	--	--	--	--	--	--	--	--	--	--
01/01	Denver	--	--	--	--	--	--	--	--	--	--
01/08	at Las Vegas	--	--	--	--	--	--	--	--	--	--
AVG				10.3	66.0		4:35	4.7			
TOTALS				31	198		13:47	14			

THE LAST TIME

2022 Regular Season (As of September 12, 2022)

PASSING

500 YARDS PASSING

KC	11/5/2000	@ Oakland	504 yards	Elvis Grbac
Opp	12/6/1990	@ Houston Oilers	527 yards	Warren Moon

40+ PASS ATTEMPTS

KC	1/8/2022	@ Denver	44 att.	Patrick Mahomes
Opp	12/12/2021	vs. Las Vegas	45 att.	Derek Carr

50+ PASS ATTEMPTS

KC	11/14/2021	@ Las Vegas	50 att.	Patrick Mahomes
Opp	11/18/2019	@ L.A. Chargers	52 att.	Philip Rivers

400 YARDS PASSING

KC	12/16/2021	@ L.A. Chargers	410 yards	Patrick Mahomes
Opp	1/2/2022	@ Cincinnati	446 yards	Joe Burrow

300 YARDS PASSING

KC	9/11/2022	@ Arizona	360 yards	Patrick Mahomes
Opp	1/2/2022	@ Cincinnati	446 yards	Joe Burrow

SIX TOUCHDOWN PASSES

KC	11/19/2018	@ L.A. Rams	6 tds	Patrick Mahomes: (25, 21, 8, 4, 73, 10)
Opp				* Never Has Happened *

SEVEN TOUCHDOWN PASSES

KC				* Never Has Happened *
Opp				* Never Has Happened *

FIVE TOUCHDOWN PASSES

KC	9/11/2022	@ Arizona	5 tds	Patrick Mahomes: (9, 3, 4, 1, 2)
Opp	10/8/2017	@ Houston	5 tds	Deshaun Watson: (6, 9, 48, 34, 1)

FOUR TOUCHDOWN PASSES

KC	9/11/2022	@ Arizona	5 tds	Patrick Mahomes: (9, 3, 4, 1, 2)
Opp	1/2/2022	@ Cincinnati	4 tds	Joe Burrow: (72, 18, 69, 5)

THREE TOUCHDOWN PASSES

KC	9/11/2022	@ Arizona	5 tds	Patrick Mahomes: (9, 3, 4, 1, 2)
Opp	1/2/2022	@ Cincinnati	4 tds	Joe Burrow: (72, 18, 69, 5)

SEVEN+ INTERCEPTIONS THROWN

KC				* Never Has Happened *
Opp				* Never Has Happened *

SIX INTERCEPTIONS THROWN

KC				* Never Has Happened *
Opp	9/25/2016	vs. N.Y. Jets	6 ints	Ryan Fitzpatrick

FIVE INTERCEPTIONS THROWN

KC				* Never Has Happened *
Opp				* Never Has Happened *

FOUR INTERCEPTIONS THROWN

KC	12/13/2009	vs. Buffalo	4 ints	Matt Cassel
Opp	11/18/2019	@ L.A. Chargers	4 ints	Philip Rivers

THREE INTERCEPTIONS THROWN

KC	12/13/2020	@ Miami	3 ints	Patrick Mahomes
Opp	11/18/2019	@ L.A. Chargers	4 ints	Philip Rivers

TWO INTERCEPTIONS THROWN

KC	10/17/2021	@ Washington	2 ints	Patrick Mahomes
Opp	12/5/2021	vs. Denver	2 ints	Teddy Bridgewater

RUSHING

300 YARDS RUSHING

KC				* Never Has Happened *
Opp				* Never Has Happened *

200 YARDS RUSHING

KC	12/23/2012	vs. Indianapolis	226 yards	Jamaal Charles
Opp	12/20/2009	vs. Cleveland	286 yards	Jerome Harrison

THE LAST TIME

150-199 YARDS RUSHING

KC	10/19/2020	@ Buffalo	161 yards	Clyde Edwards-Helaire
Opp	11/10/2019	@ Tennessee	188 yards	Derrick Henry

100 YARDS RUSHING

KC	10/3/2021	@ Philadelphia	102 yards	Clyde Edwards-Helaire
Opp	1/8/2022	@ Denver	110 yards	Melvin Gordon III

100-149 YARDS RUSHING

KC	10/3/2021	@ Philadelphia	102 yards	Clyde Edwards-Helaire
Opp	1/8/2022	@ Denver	110 yards	Melvin Gordon III

FIVE TOUCHDOWNS RUSHING

KC	* Never Has Happened *			
Opp	12/7/2003	@ Denver	5 tds	Clinton Portis: (11, 1, 59, 28, 53)

FOUR TOUCHDOWNS RUSHING

KC	10/24/2004	vs. Atlanta	4 tds 4 tds	Derrick Blaylock: (7, 1, 3, 2) Priest Holmes: (15, 2, 2, 1)
Opp	12/7/2003	@ Denver	5 tds	Clinton Portis: (11, 1, 59, 28, 53)

THREE TOUCHDOWNS RUSHING

KC	9/28/2015	@ Green Bay	3 tds	Jamaal Charles: (9, 4, 7)
Opp	9/22/2019	vs. Baltimore	3 tds	Mark Ingram II: (2, 19, 1)

TWO TOUCHDOWNS RUSHING

KC	1/2/2022	@ Cincinnati	2 tds	Darrel Williams: (1, 1)
Opp	1/8/2022	@ Denver	2 tds	Drew Lock: (5, 23)

TWO PLAYERS WITH TWO TD RUSHING

KC	10/24/2004	vs. Atlanta		Derrick Blaylock: (7, 1, 3, 2) Priest Holmes: (15, 2, 2, 1)
Opp	* Never Has Happened *			

150 YARDS RUSHING

KC	10/19/2020	@ Buffalo	161 yards	Clyde Edwards-Helaire
Opp	11/10/2019	@ Tennessee	188 yards	Derrick Henry

30+ RUSHING ATTEMPTS

KC	9/21/2014	@ Miami	32 att.	Knile Davis
Opp	10/15/2017	vs. Pittsburgh	32 att.	Le'Veon Bell

50-74 YARD RUSHING

KC	9/11/2022	@ Arizona	62 yards	Isiah Pacheco
Opp	12/16/2021	@ L.A. Chargers	59 yards	Austin Ekeler

75+ YARD RUSHING

KC	1/2/2022	@ Cincinnati	88 yards	Darrel Williams
Opp	1/8/2022	@ Denver	110 yards	Melvin Gordon III

30-39 RUSHING ATTEMPTS

KC	9/21/2014	@ Miami	32 att.	Knile Davis
Opp	10/15/2017	vs. Pittsburgh	32 att.	Le'Veon Bell

40+ RUSHING ATTEMPTS

KC	* Never Has Happened *			
Opp	* Never Has Happened *			

400 YARDS RUSHING (TEAM)

KC	* Never Has Happened *			
Opp	* Never Has Happened *			

300 YARDS RUSHING (TEAM)

KC	12/23/2012	vs. Indianapolis	352 yards	Indianapolis 20, Kansas City 13
Opp	12/20/2009	vs. Cleveland	351 yards	Cleveland 41, Kansas City 34

200 YARDS RUSHING (TEAM)

KC	10/3/2021	@ Philadelphia	200 yards	Kansas City 42, Philadelphia 30
Opp	9/19/2021	@ Baltimore	251 yards	Baltimore 36, Kansas City 35

200-299 YARDS RUSHING (TEAM)

KC	10/3/2021	@ Philadelphia	200 yards	Kansas City 42, Philadelphia 30
----	-----------	----------------	-----------	---------------------------------

THE LAST TIME

Opp	9/19/2021	@ Baltimore	251 yards		Baltimore 36, Kansas City 35
200+ YARDS RUSHING (TEAM)					
KC	10/3/2021	@ Philadelphia	200 yards		Kansas City 42, Philadelphia 30
Opp	9/19/2021	@ Baltimore	251 yards		Baltimore 36, Kansas City 35
300+ YARDS RUSHING (TEAM)					
KC	12/23/2012	vs. Indianapolis	352 yards		Indianapolis 20, Kansas City 13
Opp	12/20/2009	vs. Cleveland	351 yards		Cleveland 41, Kansas City 34
RECEIVING					
TWO 100-YARD RECEIVERS					
KC	12/16/2021	@ L.A. Chargers	191 yards 148 yards	Travis Kelce Tyreek Hill	
Opp	9/16/2018	@ Pittsburgh	138 yards 121 yards	Jesse James Juju Smith-Schuster	
200 YARDS RECEIVING					
KC	9/17/1990	@ Denver	206 yards	Stephon Paige	
Opp	1/2/2022	@ Cincinnati	266 yards	Ja'Marr Chase	
100 YARDS RECEIVING					
KC	9/11/2022	@ Arizona	121 yards	Travis Kelce	
Opp	1/2/2022	@ Cincinnati	266 yards	Ja'Marr Chase	
FOUR TOUCHDOWN RECEPTIONS					
KC	12/15/2013	@ Oakland	4 tds	Jamaal Charles: (49, 39, 16, 71)	
Opp	12/1/2013	vs. Denver	4 tds	Eric Decker: (41, 37, 15, 1)	
FIVE TOUCHDOWN RECEPTIONS					
KC				* Never Has Happened *	
Opp				* Never Has Happened *	
THREE TOUCHDOWN RECEPTIONS					
KC	10/3/2021	@ Philadelphia	3 tds	Tyreek Hill: (6, 12, 44)	
Opp	1/2/2022	@ Cincinnati	3 tds	Ja'Marr Chase: (72, 18, 69)	
TWO TOUCHDOWN RECEPTIONS					
KC	9/11/2022	@ Arizona	2 tds	Clyde Edwards-Helaire: (3, 4)	
Opp	1/2/2022	@ Cincinnati	3 tds	Ja'Marr Chase: (72, 18, 69)	
TWO PLAYERS WITH TWO TD RECEPTIONS					
KC	11/19/2018	@ L.A. Rams		Tyreek Hill: (25, 73) Chris Conley: (8, 10)	
Opp	10/8/2017	@ Houston		DeAndre Hopkins: (6, 34, 1) Will Fuller V: (9, 48)	
150 YARDS RECEIVING					
KC	12/16/2021	@ L.A. Chargers	191 yards	Travis Kelce	
Opp	1/2/2022	@ Cincinnati	266 yards	Ja'Marr Chase	
10 OR MORE RECEPTIONS					
KC	12/16/2021	@ L.A. Chargers	12 10	Tyreek Hill Travis Kelce	
Opp	1/2/2022	@ Cincinnati	11	Ja'Marr Chase	
100-149 YARDS RECEIVING					
KC	9/11/2022	@ Arizona	121 yards	Travis Kelce	
Opp	12/12/2021	vs. Las Vegas	117 yards	Hunter Renfrow	
150-199 YARDS RECEIVING					
KC	12/16/2021	@ L.A. Chargers	191 yards	Travis Kelce	
Opp	10/27/2019	vs. Green Bay	159 yards	Aaron Jones	
200-299 YARDS RECEIVING					
KC	11/29/2020	@ Tampa Bay	269 yards	Tyreek Hill	
Opp	1/2/2022	@ Cincinnati	266 yards	Ja'Marr Chase	
300+ YARDS RECEIVING					
KC				* Never Has Happened *	
Opp				* Never Has Happened *	
COMBINED YARDS					

THE LAST TIME

100-YARD RUSHER AND 300-YARD PASSER

KC	10/1/2018	@ Denver	121 yards 304 yards	Kareem Hunt Patrick Mahomes	
Opp	10/14/2018	@ New England	106 yards 340 yards	Sony Michel Tom Brady	

100-YARD RECEIVER AND 300-YARD PASSER

KC	9/11/2022	@ Arizona	121 yards 360 yards	Travis Kelce Patrick Mahomes	
Opp	1/2/2022	@ Cincinnati	266 yards 446 yards	Ja'Marr Chase Joe Burrow	

100-YARD RUSHER AND 100-YARD RECEIVER

KC	10/3/2021	@ Philadelphia	102 yards 186 yards	Clyde Edwards-Helaire Tyreek Hill	
Opp	9/19/2021	@ Baltimore	107 yards 113 yards	Lamar Jackson Marquise Brown	

100-YARD RUSHER, 300-YARD PASSER, 100-YARD RECEIVER

KC	9/7/2017	@ New England	148 yards 368 yards 133 yards	Kareem Hunt Alex Smith Tyreek Hill	
Opp	12/1/2013	vs. Denver	117 yards 403 yards 174 yards	Montee Ball Peyton Manning Eric Decker	

100-YARD RUSHER/TWO 100-YARD RECEIVERS

KC	12/3/2006	@ Cleveland	110 yards 105/117 yards	Larry Johnson Tony Gonzalez/Eddie Kennison	
Opp	12/1/2013	vs. Denver	117 yards 174/106 yards	Montee Ball Eric Decker/Demaryius Thomas	

TWO 100-YARD RECEIVERS/300-YARD PASSER

KC	12/16/2021	@ L.A. Chargers	191/148 yards 410 yards	Travis Kelce/Tyreek Hill Patrick Mahomes	
Opp	9/16/2018	@ Pittsburgh	138/121 yards 452 yards	Jesse James/Juju Smith-Schuster Ben Roethlisberger	

DEFENSE

INTERCEPTED PASS RETURNED FOR A TOUCHDOWN

KC	12/5/2021	vs. Denver	75 yards	Daniel Sorensen	(9:56) (Shotgun) 5-T.Bridgewater pass short middle intended for 81-T.Patrick INTERCEPTED by 49-D.Sorensen (56-B.Niemann) at KC 25. 49-D.Sorensen for 75 yards, TOUCHDOWN.
Opp	10/10/2021	vs. Buffalo	26 yards	Micah Hyde	(7:20) (Shotgun) 15-P.Mahomes pass short left intended for 10-T.Hill INTERCEPTED by 23-M.Hyde at KC 26. 23-M.Hyde for 26 yards, TOUCHDOWN.

FUMBLE RETURNED FOR A TOUCHDOWN

KC	1/8/2022	@ Denver	86 yards	Nick Bolton	(7:57) 25-M.Gordon right guard to KC 13 for -4 yards (24-M.Ingram). FUMBLES (24-M.Ingram), touched at KC 13, RECOVERED by KC-54-N.Bolton at KC 14. 54-N.Bolton for 86 yards, TOUCHDOWN.
Opp	11/10/2019	@ Tennessee	53 yards	Rashaan Evans	(6:28) (Shotgun) 26-Dam.Williams up the middle to TEN 45 for -1 yards (51-D.Long). FUMBLES (51-D.Long), RECOVERED by TEN-54-R.Evans at TEN 47. 54-R.Evans for 53 yards, TOUCHDOWN.

SAFETY SCORED

KC	12/13/2020	@ Miami		Chris Jones	(6:58) (Shotgun) 1-T.Tagovailoa sacked in End Zone for -6 yards, SAFETY (95-C.Jones).
Opp	1/3/2021	vs. L.A. Chargers		Isaac Rochell	(1:48) (Shotgun) 4-C.Henne sacked in End Zone for -1 yards, SAFETY (98-I.Rochell).

SHUTOUT

KC	10/23/2011	@ Oakland	Kansas City 28, Las Vegas 0		
Opp	12/16/2012	@ Oakland	Las Vegas 15, Kansas City 0		

FIVE+ SACK GAME

KC	9/6/1998	vs. Oakland	6.0 sk	Derrick Thomas	
Opp				* Never Has Happened *	

FOUR SACK GAME

KC	12/28/2014	vs. San Diego	4.0 sk	Justin Houston	
Opp	11/9/2003	vs. Cleveland	4.0 sk	Andra Davis	

THREE SACK GAME

KC	11/21/2021	vs. Dallas	3.5 sk	Chris Jones	
Opp	9/24/2017	@ L.A. Chargers	3.0 sk	Melvin Ingram III	

TWO SACK GAME

KC	1/2/2022	@ Cincinnati	2.0 sk	Chris Jones	
Opp	11/21/2021	vs. Dallas	2.0 sk	Micah Parsons	

FOUR OR MORE INTERCEPTION GAME

KC	9/29/1985	vs. Seattle	4 ints	Derron Cherry	
Opp	10/7/2001	@ Denver	4 int	Deltha O'Neal	

TWO INTERCEPTIONS BY TEAMMATES

THE LAST TIME

KC				* Never Has Happened *	
Opp				* Never Has Happened *	
THREE INTERCEPTION GAME					
KC	11/27/2005	vs. New England	3 int	Greg Wesley	
Opp	10/1/1989	@ Cincinatti	3 ints	David Fulcher	
TWO INTERCEPTION GAME					
KC	9/19/2021	@ Baltimore	2 int	Tyrann Mathieu	
Opp	9/7/2014	vs. Tennessee	2 int	Jason McCourty	
70+ YARD INTERCEPTION RETURN					
KC	12/5/2021	vs. Denver	75t yards	Daniel Sorensen	
Opp	1/1/2017	@ San Diego	90t yards	Jahleel Addae	
TWO INTERCEPTIONS					
KC	9/19/2021	@ Baltimore	2 ints	Tyrann Mathieu	
Opp	9/7/2014	vs. Tennessee	2 ints	Jason McCourty	
THREE INTERCEPTIONS					
KC	11/27/2005	vs. New England	3 ints	Greg Wesley	
Opp				* Never Has Happened *	
FOUR INTERCEPTIONS					
KC				* Never Has Happened *	
Opp	10/7/2001	@ Denver	4 ints	Deltha O'Neal	
LESS THAN 25 RUSHING YARDS					
KC	12/16/2012	@ Oakland	10 yards		Las Vegas 15, Kansas City 0
Opp	11/28/2010	@ Seattle	20 yards		Kansas City 42, Seattle 24
LESS THAN 50 RUSHING YARDS					
KC	11/8/2020	vs. Carolina	36 yards		Kansas City 33, Carolina 31
Opp	12/12/2021	vs. Las Vegas	44 yards		Kansas City 48, Las Vegas 9
LESS THAN 100 RUSHING YARDS					
KC	1/2/2022	@ Cincinatti	60 yards		Cincinatti 34, Kansas City 31
Opp	12/16/2021	@ L.A. Chargers	86 yards		Kansas City 34, L.A. Chargers 28
LESS THAN 50 NET PASSING YARDS					
KC	12/30/2012	@ Denver	26 yards		Denver 38, Kansas City 3
Opp	9/20/1998	vs. San Diego	-19 yards		Kansas City 23, L.A. Chargers 7
LESS THAN 100 NET PASSING YARDS					
KC	12/30/2012	@ Denver	26 yards		Denver 38, Kansas City 3
Opp	9/28/2020	@ Baltimore	70 yards		Kansas City 34, Baltimore 20
LESS THAN 150 NET PASSING YARDS					
KC	11/1/2020	vs. N.Y. Jets	128 yards		Kansas City 35, N.Y. Jets 9
Opp	9/24/2017	@ L.A. Chargers	122 yards		Kansas City 24, L.A. Chargers 10
LESS THAN 150 YARDS NET OFFENSE					
KC	12/1/2002	vs. Arizona	122 yards		Kansas City 49, Arizona 0
Opp	12/30/2012	@ Denver	119 yards		Denver 38, Kansas City 3
LESS THAN 200 YARDS NET OFFENSE					
KC	9/8/2013	@ Jacksonville	178 yards		Kansas City 28, Jacksonville 2
Opp	11/30/2014	vs. Denver	151 yards		Denver 29, Kansas City 16
LESS THAN 300 YARDS NET OFFENSE					
KC	9/11/2022	@ Arizona	282 yards		Kansas City 44, Arizona 21
Opp	12/5/2021	vs. Denver	267 yards		Kansas City 22, Denver 9
FORCED FOUR TURNOVERS					
KC	10/10/2021	vs. Buffalo	4 to		Buffalo 38, Kansas City 20
Opp	10/25/2020	@ Denver	4 to		Kansas City 43, Denver 16
FORCED FIVE+ TURNOVERS					
KC	11/19/2018	@ L.A. Rams	5 to		L.A. Rams 54, Kansas City 51
Opp	12/12/2021	vs. Las Vegas	5 to		Kansas City 48, Las Vegas 9
AT LEAST ONE TURNOVER					
KC	9/11/2022	@ Arizona	1 to		Kansas City 44, Arizona 21
Opp	1/8/2022	@ Denver	1 to		Kansas City 28, Denver 24
FORCED THREE+ TURNOVERS					
KC	12/26/2021	vs. Pittsburgh	3 to		Kansas City 36, Pittsburgh 10
Opp	10/24/2021	@ Tennessee	3 to		Tennessee 27, Kansas City 3
SPECIAL TEAMS					
KICKOFF RETURNED FOR A TOUCHDOWN					
KC	10/25/2020	@ Denver	102 yards	Byron Pringle	8-B.McManus kicks 67 yards from DEN 35 to KC -2. 13-B.Pringle for 102 yards, TOUCHDOWN.
Opp	9/28/2020	@ Baltimore	93 yards	Devin Duvernay	7-H.Butker kicks 58 yards from KC 35 to BLT 7. 13-D.Duvernay for 93 yards, TOUCHDOWN.

THE LAST TIME

PUNT RETURNED FOR A TOUCHDOWN

KC	12/13/2020	@ Miami	67 yards	Mecole Hardman	(13:04) 2-M.Haack punts 37 yards to KC 33, Center-50-B.Ferguson. 17-M.Hardman for 67 yards, TOUCHDOWN.
Opp	12/9/2012	@ Cleveland	93 yards	Travis Benjamin	(15:00) (Punt formation) 2-D.Colquitt punts 41 yards to CLV 7, Center-43-T.Gafford. 80-T.Benjamin for 93 yards, TOUCHDOWN. Longest Punt Return in Cleveland Franchise History

BLOCKED FIELD GOAL RETURNED FOR A TOUCHDOWN

KC	12/6/1987	@ Cincinnati	28 yards	Kevin Ross	
Opp	11/28/2010	@ Seattle		Craig Terrill	(5:08) 6-R.Succop 43 yard field goal is BLOCKED (93-C.Terrill), Center-43-T.Gafford, Holder-2-D.Colquitt, ball out of bounds at SEA 47. Penalty on KC-6-R.Succop, Illegal Touch Kick, declined. Play Challenged by KC and REVERSED. 6-R.Succop 43 yard field goal is BLOCKED (93-C.Terrill), Center-43-T.Gafford, Holder-2-D.Colquitt, recovered by KC-2-D.Colquitt at SEA 38. 2-D.Colquitt to SEA 38 for no gain (31-K.Chancellor). Challenge was whether FG att. passed line of scrim

BLOCKED PUNT RETURNED FOR A TOUCHDOWN

KC	9/13/2009	@ Baltimore		Jon McGraw	(10:09) (Punt formation) 4-S.Koch punt is BLOCKED by 47-J.McGraw, Center-70-M.Katula, RECOVERED by KC-47-J.McGraw at BLT 0. TOUCHDOWN.
Opp	12/28/1986	@ N.Y. Jets	0 yards	Albert Lewis	

MADE FIELD GOAL OF 50 YARDS OR LONGER

KC	9/11/2022	@ Arizona	54 yards	Harrison Butker	(:07) 7-H.Butker 54 yard field goal is GOOD, Center-41-J.Winchester, Holder-5-T.Townsend.
Opp	10/24/2021	@ Tennessee	51 yards	Randy Bullock	(:08) 14-R.Bullock 51 yard field goal is GOOD, Center-46-M.Cox, Holder-6-B.Kern.

BLOCKED FIELD GOAL

KC	11/10/2019	@ Tennessee	52 yards	Harrison Butker	(:03) (Field Goal formation) 7-H.Butker 52 yard field goal is BLOCKED (46-J.Kalu), Center-41-J.Winchester, Holder-2-D.Colquitt, RECOVERED by TEN-36-L.Sims at KC 47. 36-L.Sims to KC 33 for 14 yards (42-A.Sherman).
Opp	11/7/2021	vs. Green Bay	37 yards	Mason Crosby	(10:48) 2-M.Crosby 37 yard field goal is BLOCKED (97-A.Okafor), Center-46-S.Wirtel, Holder-7-C.Bojorquez, RECOVERED by KC-91-D.Nnadi at KC 19.

BLOCKED PUNT

KC	12/8/2019	@ New England		Dustin Colquitt	(5:19) 2-D.Colquitt punt is BLOCKED by 43-N.Ebner, Center-41-J.Winchester, ball out of bounds at KC 19.
Opp	11/4/2018	@ Cleveland		Britton Colquitt	(8:10) (Punt formation) 4-B.Colquitt punt is BLOCKED by 26-Dam. Williams, Center-47-C.Hughlett, ball out of bounds at CLV 21.

MISSED POINT AFTER TOUCHDOWN ATTEMPT

KC	9/11/2022	@ Arizona		Justin Reid	20-J.Reid extra point is No Good, Wide Right, Center-41-J.Winchester, Holder-5-T.Townsend.
Opp	12/12/2021	vs. Las Vegas		Daniel Carlson	2-D.Carlson extra point is No Good, Wide Left, Center-47-T.Sieg, Holder-6-A.Cole.

POINT AFTER TOUCHDOWN ATTEMPT BLOCKED

KC	12/1/2019	vs. Oakland		Daniel Carlson [Tanoh Kpassagnon blocked]	8-D.Carlson extra point is Blocked (92-T.Kpassagnon), Center-47-T.Sieg, Holder-6-A.Cole. DEFENSIVE TWO-POINT ATTEMPT. 35-C.Ward recovered the blocked kick. ATTEMPT SUCCEEDS.
Opp	9/20/2020	@ L.A. Chargers		Harrison Butker [Jerry Tillery blocked]	7-H.Butker extra point is Blocked (99-J.Tillery), Center-41-J.Winchester, Holder-5-T.Townsend.

SUCCESSFUL ONSIDE KICK

KC	10/15/2017	vs. Pittsburgh		Jehu Chesson	2-D.Colquitt kicks 48 yards from KC 20 to PIT 32. RECOVERED by KC-80-J.Chesson.
Opp	10/7/2018	vs. Jacksonville		Josh Lambo	4-J.Lambo kicks onside 13 yards from JAX 35 to JAX 48. RECOVERED by JAX-4-J.Lambo. Kansas City challenged the kick touched ruling, and the play was Upheld. The ruling on the field stands. (Timeout #2.)

FIVE FIELD GOALS

KC	12/6/2020	vs. Denver	5 fg	Harrison Butker: (35, 24, 23, 31, 48)	
Opp	10/14/2018	@ New England	5 fg	Stephen Gostkowski: (48, 24, 39, 50, 28)	

SIX FIELD GOALS

KC	10/4/2015	@ Cincinnati	7 fg	Cairo Santos: (22, 40, 51, 34, 40, 29, 51)	
Opp				* Never Has Happened *	

50-59 YARD FIELD GOAL

KC	9/11/2022	@ Arizona	54 yards	Harrison Butker	(:07) 7-H.Butker 54 yard field goal is GOOD, Center-41-J.Winchester, Holder-5-T.Townsend.
Opp	10/24/2021	@ Tennessee	51 yards	Randy Bullock	(:08) 14-R.Bullock 51 yard field goal is GOOD, Center-46-M.Cox, Holder-6-B.Kern.

FOUR FIELD GOALS

KC	12/6/2020	vs. Denver	5 fg	Harrison Butker: (35, 24, 23, 31, 48)	
Opp	10/6/2019	vs. Indianapolis	4 fg	Adam Vinatieri: (32, 32, 31, 29)	

60+ YARD FIELD GOAL

KC				* Never Has Happened *	
Opp				* Never Has Happened *	

THE LAST TIME

THREE FIELD GOALS

KC	12/26/2021	vs. Pittsburgh	3 fg	Elliott Fry: (44, 34, 30)	
Opp	11/21/2021	vs. Dallas	3 fg	Greg Zuerlein: (33, 30, 48)	

50-69 YARD PUNT RETURN

KC	12/13/2020	@ Miami	67t yards	Mecole Hardman	
Opp	12/9/2018	vs. Baltimore	55 yards	Cyrus Jones	

70-89 YARD PUNT RETURN

KC	10/8/2017	@ Houston	82t yards	Tyreek Hill	
Opp	9/16/2012	@ Buffalo	88t yards	Leodis McKelvin	

60-69 YARD PUNT

KC	11/21/2021	vs. Dallas	68 yds	Tommy Townsend	
Opp	1/8/2022	@ Denver	65 yds	Sam Martin	

90+ YARD PUNT RETURN

KC	9/9/2018	@ L.A. Chargers	91t yards	Tyreek Hill	
Opp	12/9/2012	@ Cleveland	93t yards	Travis Benjamin	

70+ YARD PUNT

KC	12/31/2017	@ Denver	77 yds	Dustin Colquitt	
Opp	9/23/2012	@ New Orleans	70 yds	Thomas Morstead	

50-69 YARD KICKOFF RETURN

KC	12/23/2018	@ Seattle	61 yards	Tremon Smith	
Opp	10/16/2016	@ Oakland	50 yards	Jalen Richard	

PUNTED 10+ TIMES

KC	9/8/2013	@ Jacksonville	10 punts	Dustin Colquitt	
Opp	12/14/2014	vs. Oakland	11 punts	Marquette King	

70-89 YARD KICKOFF RETURN

KC	11/27/2016	@ Denver	86t yards	Tyreek Hill	
Opp	12/16/2021	@ L.A. Chargers	75 yards	Andre Roberts	

90+ YARD KICKOFF RETURN

KC	10/25/2020	@ Denver	102t yards	Byron Pringle	
Opp	9/28/2020	@ Baltimore	93t yards	Devin Duvernay	

TEAM/MISCELLANEOUS

500 TOTAL YARDS OF OFFENSE

KC	11/14/2021	@ Las Vegas	516 yards		Kansas City 516, Las Vegas 299
Opp	10/14/2018	@ New England	500 yards		New England 500, Kansas City 446

400 TOTAL YARDS OF OFFENSE

KC	9/11/2022	@ Arizona	488 yards		Kansas City 488, Arizona 282
Opp	1/2/2022	@ Cincinnati	475 yards		Cincinnati 475, Kansas City 414

TOUCHDOWN ON OFFENSE, DEFENSE AND SPECIAL TEAMS

KC	10/25/2020	@ Denver	<p>ST: (9:28) (Shotgun) D.Lock pass short right intended for N.Fant INTERCEPTED by D.Sorensen [A.Hitchens] at 50. D.Sorensen for 50 yards, TOUCHDOWN.</p> <p>DEF: (9:15) (Shotgun) C.Edwards-Helaire left guard for 11 yards, TOUCHDOWN.</p> <p>DEF: (11:21) (Shotgun) P.Mahomes pass short right to T.Hill for 10 yards, TOUCHDOWN.</p> <p>DEF: (3:02) (Shotgun) C.Henne left end for 1 yard, TOUCHDOWN.</p> <p>OFF: B.McManus kicks 67 yards from DEN 35 to KC -2. B.Pringle for 102 yards, TOUCHDOWN.</p>		
Opp			* Never Has Happened *		

MADE TWO-POINT CONVERSION

KC	1/8/2022	@ Denver		Patrick Mahomes	TWO-POINT CONVERSION ATTEMPT. 15-P.Mahomes rushes right guard. ATTEMPT SUCCEEDS.
Opp	9/11/2022	@ Arizona		Kyler Murray	(Pass formation) TWO-POINT CONVERSION ATTEMPT. 1-K.Murray pass to 86-Z.Ertz is complete. ATTEMPT SUCCEEDS.

FAILED TWO-POINT CONVERSION

KC	9/12/2021	vs. Cleveland		Patrick Mahomes	TWO-POINT CONVERSION ATTEMPT. 15-P.Mahomes pass to 25-C.Edwards-Helaire is incomplete. ATTEMPT FAILS. Penalty on KC-52-C.Humphrey, Ineligible Downfield Pass, declined.
Opp	9/11/2022	@ Arizona		Kyler Murray	(Pass formation) TWO-POINT CONVERSION ATTEMPT. 1-K.Murray pass to 18-A.Green is incomplete. ATTEMPT FAILS.

50 POINTS

KC	11/19/2018	@ L.A. Rams	L.A. Rams 54, Kansas City 51		
Opp	11/19/2018	@ L.A. Rams	L.A. Rams 54, Kansas City 51		

40 POINTS

KC	9/11/2022	@ Arizona	Kansas City 44, Arizona 21		
Opp	10/11/2020	vs. Las Vegas	Las Vegas 40, Kansas City 32		

OVERTIME WIN

KC	12/16/2021	@ L.A. Chargers	Kansas City 34, L.A. Chargers 28		
----	------------	-----------------	----------------------------------	--	--

THE LAST TIME

Opp	11/19/2017	@ N.Y. Giants	N.Y. Giants 12, Kansas City 9	
OVERTIME LOSS				
KC	11/19/2017	@ N.Y. Giants	N.Y. Giants 12, Kansas City 9	
Opp	12/16/2021	@ L.A. Chargers	Kansas City 34, L.A. Chargers 28	
OVERTIME TIE				
KC	11/19/1989	@ Cleveland	Kansas City 10, Cleveland 10	
Opp	11/19/1989	@ Cleveland	Kansas City 10, Cleveland 10	
20 FIRST-QUARTER POINTS				
KC	9/16/2018	@ Pittsburgh	Kansas City 21, Pittsburgh 0	
Opp	10/2/2016	@ Pittsburgh	Pittsburgh 22, Kansas City 0	
20 SECOND-QUARTER POINTS				
KC	12/12/2021	vs. Las Vegas	Kansas City 21, Las Vegas 3	
Opp	10/11/2020	vs. Las Vegas	Las Vegas 21, Kansas City 17	
20 THIRD-QUARTER POINTS				
KC	12/14/2014	vs. Oakland	Kansas City 21, Las Vegas 3	
Opp	12/6/2009	vs. Denver	Denver 20, Kansas City 0	
20 FOURTH-QUARTER POINTS				
KC	11/19/2018	@ L.A. Rams	Kansas City 21, L.A. Rams 14	
Opp	10/8/2017	@ Houston	Houston 21, Kansas City 19	
SHUTOUT AT HOME				
KC	10/1/2006	vs. San Francisco	Kansas City 41, San Francisco 0	
Opp	* Never Has Happened *			
SHUTOUT ON THE ROAD				
KC	10/23/2011	@ Oakland	Kansas City 28, Las Vegas 0	
Opp	12/16/2012	@ Oakland	Las Vegas 15, Kansas City 0	
OVERTIME WIN AT HOME				
KC	12/9/2018	vs. Baltimore	Kansas City 27, Baltimore 24	
Opp	12/24/2011	vs. Oakland	Las Vegas 16, Kansas City 13	
OVERTIME WIN ON THE ROAD				
KC	12/16/2021	@ L.A. Chargers	Kansas City 34, L.A. Chargers 28	
Opp	11/19/2017	@ N.Y. Giants	N.Y. Giants 12, Kansas City 9	
10 PENALTIES				
KC	1/2/2022	@ Cincinnati	10 pen	Cincinnati 34, Kansas City 31
Opp	11/1/2021	vs. N.Y. Giants	10 pen	Kansas City 20, N.Y. Giants 17
THREE TOTAL TOUCHDOWNS				
KC	1/8/2022	@ Denver	3 td	Kansas City 28, Denver 24 (6:13) (Shotgun) P.Mahomes pass short left to T.Kelce for 3 yards, TOUCHDOWN. (10:52) (Shotgun) P.Mahomes pass short left to J.McKinnon for 14 yards, TOUCHDOWN. DEN-B.Callahan was injured during the play. (7:57) M.Gordon right guard to KC 13 for -4 yards (M.Ingram). FUMBLES (M.Ingram), touched at KC 13, RECOVERED by KC-N.Bolton at KC 14. N.Bolton for 86 yards, TOUCHDOWN.
Opp	9/11/2022	@ Arizona	3 td	Kansas City 44, Arizona 21 (13:09) (Shotgun) J.Conner up the middle for 2 yards, TOUCHDOWN. (12:58) (Shotgun) K.Murray pass short left to M.Brown for 6 yards, TOUCHDOWN. (5:15) (No Huddle, Shotgun) K.Murray pass short left to Z.Ertz for 6 yards, TOUCHDOWN.
NO TURNOVERS				
KC	1/8/2022	@ Denver	0 to	Kansas City 28, Denver 24
Opp	9/11/2022	@ Arizona	0 to	Kansas City 44, Arizona 21
FOUR TOTAL TOUCHDOWNS				
KC	1/2/2022	@ Cincinnati	4 td	Cincinnati 34, Kansas City 31 (9:26) (Shotgun) P.Mahomes pass deep right to D.Robinson for 29 yards, TOUCHDOWN. (2:54) (Shotgun) P.Mahomes pass short left to T.Kelce for 3 yards, TOUCHDOWN [T.Hendrickson]. (13:02) (Shotgun) Da.Williams right guard for 1 yard, TOUCHDOWN. (2:22) (Shotgun) Da.Williams up the middle for 1 yard, TOUCHDOWN.
Opp	1/2/2022	@ Cincinnati	4 td	Cincinnati 34, Kansas City 31 (2:13) (Shotgun) J.Burrow pass short left to J.Chase for 72 yards, TOUCHDOWN. (7:46) (Shotgun) J.Burrow pass deep right to J.Chase for 18 yards, TOUCHDOWN. (13:39) (Shotgun) J.Burrow pass deep left to J.Chase for 69 yards, TOUCHDOWN. (11:48) (Shotgun) J.Burrow pass short left to T.Boyd for 5 yards, TOUCHDOWN.
OVER 40:00 TIME OF POSSESSION (NON-OT)				
KC	12/20/2020	@ New Orleans	41:14 TOP	Kansas City 32, New Orleans 29
Opp	12/3/2017	@ N.Y. Jets	42:49 TOP	N.Y. Jets 38, Kansas City 31
NO SACKS/NO INTERCEPTIONS ALLOWED				
KC	9/11/2022	@ Arizona		

THE LAST TIME

Opp	10/10/2021	vs. Buffalo		
SCORE TOUCHDOWN IN EACH QUARTER				
KC	9/11/2022	@ Arizona	(14, 9, 14, 7 Points)	Kansas City 44, Arizona 21
Opp	1/2/2022	@ Cincinnati	(7, 10, 7, 10 Points)	Cincinnati 34, Kansas City 31
30 ONE-HALF POINTS				
KC	12/12/2021	vs. Las Vegas	35 (first half)	Kansas City 48, Las Vegas 9
Opp	11/19/2018	@ L.A. Rams	31 (second half)	L.A. Rams 54, Kansas City 51
WON GAME BY 20+ POINTS				
KC	9/11/2022	@ Arizona	Kansas City 44, Arizona 21	
Opp	10/24/2021	@ Tennessee	Tennessee 27, Kansas City 3	

LAST GAME



National Football League Game Summary

NFL Copyright © 2022 by The National Football League. All rights reserved. This summary and play-by-play is for the express purpose of assisting media in their coverage of the game; any other use of this material is prohibited without the written permission of the National Football League.

Date: Sunday, 9/11/2022

Kansas City Chiefs at Arizona Cardinals

Start Time: 1:26 PM MST

at State Farm Stadium, Glendale, AZ

Game Day Weather

Game Weather: N/A

Played Retractable Roof - Closed on Turf: Grass

Outdoor Weather: Sunny,

Officials

Referee: Novak, Scott (1)
Line Judge: Coleman IV, Walt (65)
Back Judge: Miles, Terrence (111)

Umpire: George, Ramon (128)
Field Judge: Boger, Trawick (2)
Replay Official: Sumstine, Matt (0)

Down Judge: Bowers, Derick (74)
Side Judge: Meslow, David (118)

Lineups

Kansas City Chiefs

Arizona Cardinals

Offense		Defense	
WR 9	J.Smith-Schuster	DT 91	D.Nnadi
WR 17	M.Hardman	DT 95	C.Jones
LT 57	O.Brown	DE 55	F.Clark
LG 62	J.Thuney	DE 56	G.Karlaftis
C 52	C.Humphrey	LB 32	N.Bolton
RG 65	T.Smith	LB 50	W.Gay
RT 77	A.Wylie	CB 27	R.Fenton
TE 87	T.Kelce	CB 38	L.Sneed
WR 11	M.Valdes-Scantling	CB 21	T.McDuffie
QB 15	P.Mahomes	S 22	J.Thornhill
RB 25	C.Edwards-Helaire	S 20	J.Reid

Offense		Defense	
WR 2	M.Brown	NT 90	R.Lawrence
WR 83	G.Dortch	DT 94	Z.Allen
LT 74	D.Humphries	DE 91	M.Dogbe
LG 64	S.Harlow	LB 59	N.Vigil
C 61	R.Hudson	ILB 9	I.Simmons
RG 76	W.Hernandez	ILB 25	Z.Collins
RT 68	K.Beachum	OLB 44	M.Golden
TE 86	Z.Ertz	CB 7	B.Murphy
WR 18	A.Green	CB 20	M.Wilson
QB 1	K.Murray	S 34	J.Thompson
RB 6	J.Conner	S 3	B.Baker

Substitutions

Substitutions

RB 1 J.McKinnon, QB 4 C.Henne, P 5 T.Townsend, S 6 B.Cook, K 7 H.Butker, DE 8 C.Dunlap, RB 10 I.Pacheco, DB 23 J.Williams, WR 24 S.Moore, DB 26 D.Bush, CB 29 C.Lammons, CB 35 Ja.Watson, LS 41 J.Winchester, LB 44 E.Lee, FB 45 M.Burton, LB 47 D.Harris, DE 51 M.Danna, LB 54 L.Chenal, T 70 P.Wanogho, G 73 N.Allegretti, T 74 G.Christian, TE 83 N.Gray, WR 84 Ju.Watson, TE 88 J.Fortson, DT 98 T.Wharton, DT 99 K.Saunders

K 5 M.Prater, P 14 A.Lee, WR 17 A.Isabella, QB 19 T.McSorley, S 22 D.Thompson, RB 24 D.Williams, RB 26 E.Benjamin, RB 29 J.Ward, CB 35 C.Matthew, CB 39 J.Whittaker, OLB 42 D.Kennard, OLB 45 D.Gardeck, LS 46 A.Brewer, ILB 47 E.Turner, ILB 51 T.Vallejo, OLB 52 V.Dimukeje, OL 54 L.Smith, ILB 56 B.Niemann, OL 75 M.Garcia, OL 79 J.Jones, WR 82 A.Baccellia, TE 87 M.Williams, TE 89 S.Anderson, DE 93 J.Ledbetter, DT 95 L.Fotu, OLB 97 C.Thomas

Did Not Play

Did Not Play

Not Active

Not Active

RB 2 R.Jones, QB 12 S.Buechele, DE 59 J.Kaindoh, T 75 D.Kinnard, WR 82 D.Fountain, DE 94 M.Herring

WR 4 R.Moore, DB 21 T.Mullen, RB 30 K.Ingram, OLB 41 M.Sanders, OL 67 J.Pugh, TE 85 T.McBride, DE 99 J.Watt

Field Goals (made () & missed)

H.Butker (54)

		1	2	3	4	OT	Total
VISITOR:	Kansas City Chiefs	14	9	14	7	0	44
HOME:	Arizona Cardinals	0	7	0	14	0	21

Scoring Plays

Team	Qtr	Time	Play Description (Extra Point) (Drive Info)	Visitor	Home
Chiefs	1	9:37	T.Kelce 9 yd. pass from P.Mahomes (H.Butker kick) (11-75, 5:23)	7	0
Chiefs	1	3:20	C.Edwards-Helaire 3 yd. pass from P.Mahomes (J.Reid kick) (7-86, 4:23)	14	0
Cardinals	2	13:05	J.Conner 2 yd. run (M.Prater kick) (11-75, 5:15)	14	7
Chiefs	2	7:32	C.Edwards-Helaire 4 yd. pass from P.Mahomes (kick failed, wr) (11-75, 5:33)	20	7
Chiefs	2	0:02	H.Butker 54 yd. Field Goal (6-30, 0:33)	23	7
Chiefs	3	9:55	J.Fortson 1 yd. pass from P.Mahomes (H.Butker kick) (4-75, 2:12)	30	7
Chiefs	3	3:56	M.Hardman 2 yd. pass from P.Mahomes (H.Butker kick) (8-66, 4:53)	37	7
Cardinals	4	12:52	M.Brown 6 yd. pass from K.Murray (K.Murray-Z.Ertz pass) (14-75, 6:04)	37	15

National Football League Game Summary

NFL Copyright © 2022 by The National Football League. All rights reserved. This summary and play-by-play is for the express purpose of assisting media in their coverage of the game; any other use of this material is prohibited without the written permission of the National Football League.

Chiefs	4	7:39	I.Pacheco 3 yd. run (H.Butker kick) (9-66, 5:13)	44	15
Cardinals	4	5:11	Z.Ertz 6 yd. pass from K.Murray (pass failed) (6-48, 2:28)	44	21
Paid Attendance: 63,697				Time: 3:00	

Kansas City Chiefs vs Arizona Cardinals

9/11/2022 at State Farm Stadium

Final Individual Statistics

T.McSorley	0	0	1	0	0	0	0	0	0	0
D.Gardeck	0	0	0	0	0	1	0	0	0	0
R.Lawrence	0	0	0	0	0	1	0	0	0	0
M.Wilson	0	0	0	0	0	1	0	0	0	0
B.Murphy	0	0	0	0	0	0	1	0	0	0
Total	3	0	3	-8	0	3	1	0	0	0

Kansas City Chiefs vs Arizona Cardinals
9/11/2022 at State Farm Stadium

Final Team Statistics

	Visitor Chiefs	Home Cardinals
TOTAL FIRST DOWNS	33	18
By Rushing	7	6
By Passing	22	12
By Penalty	4	0
THIRD DOWN EFFICIENCY	5-8-62.5%	3-12-25.0%
FOURTH DOWN EFFICIENCY	1-1-100.0%	3-4-75.0%
TOTAL NET YARDS	488	282
Total Offensive Plays (inc. times thrown passing)	66	63
Average gain per offensive play	7.4	4.5
NET YARDS RUSHING	128	103
Total Rushing Plays	27	22
Average gain per rushing play	4.7	4.7
Tackles for a loss-number and yards	3-6	1-1
NET YARDS PASSING	360	179
Times thrown - yards lost attempting to pass	0-0	3-26
Gross yards passing	360	205
PASS ATTEMPTS-COMPLETIONS-HAD INTERCEPTED	39-30-0	38-24-0
Avg gain per pass play (inc.# thrown passing)	9.2	4.4
KICKOFFS Number-In End Zone-Touchbacks	8-6-6	4-3-2
PUNTS Number and Average	2-54.0	5-51.0
Had Blocked	0	0
FGs - PATs Had Blocked	0-0	0-0
Net Punting Average	44.5	42.2
TOTAL RETURN YARDAGE (Not Including Kickoffs)	44	-1
No. and Yards Punt Returns	5-44	1--1
No. and Yards Kickoff Returns	2-45	2-68
No. and Yards Interception Returns	0-0	0-0
PENALTIES Number and Yards	3-25	5-49
FUMBLES Number and Lost	5-1	3-0
TOUCHDOWNS	6	3
Rushing	1	1
Passing	5	2
EXTRA POINTS Made-Attempts	5-6	2-3
Kicking Made-Attempts	5-6	1-1
Passing Made-Attempts	0-0	1-2
FIELD GOALS Made-Attempts	1-1	0-0
RED ZONE EFFICIENCY	6-6-100%	3-3-100%
GOAL TO GO EFFICIENCY	5-5-100%	2-2-100%
SAFETIES	0	0
FINAL SCORE	44	21
TIME OF POSSESSION	34:42	25:18

Kansas City Chiefs vs Arizona Cardinals
9/11/2022 at State Farm Stadium

Ball Possession And Drive Chart

Kansas City Chiefs

#	Time Recd	Time Lost	Time Poss	How Ball Obtained	Drive Began	# Play	Yds Gain	Yds Pen	Net Yds	1st Down	Last Scrm	How Given Up
1	15:00	9:37	5:23	Kickoff	KC 25	11	75	0	75	5	* ARZ 9	Touchdown
2	7:43	3:20	4:23	Punt	KC 14	7	66	20	86	6	* ARZ 3	Touchdown
3	13:05	7:32	5:33	Kickoff	KC 25	11	60	15	75	5	* ARZ 4	Touchdown
4	6:03	3:03	3:00	Punt	KC 25	5	17	0	17	1	KC 42	Punt
5	1:05	0:58	0:07	Punt	KC 20	1	19	0	19	0	KC 20	Fumble
6	0:35	0:02	0:33	Downs	KC 34	6	30	0	30	2	ARZ 36	Field Goal
7	12:07	9:55	2:12	Punt	KC 25	4	66	9	75	4	* ARZ 1	Touchdown
8	8:49	3:56	4:53	Punt	KC 34	8	71	-5	66	4	* ARZ 2	Touchdown
9	12:52	7:39	5:13	Kickoff	KC 34	9	66	0	66	5	* ARZ 3	Touchdown
10	5:11	1:46	3:25	Kickoff	KC 10	5	18	0	18	1	KC 28	Punt

(246) Average KC 25

Arizona Cardinals

#	Time Recd	Time Lost	Time Poss	How Ball Obtained	Drive Began	# Play	Yds Gain	Yds Pen	Net Yds	1st Down	Last Scrm	How Given Up
1	9:37	7:43	1:54	Kickoff	ARZ 25	3	2	0	2	0	ARZ 27	Punt
2	3:20	13:05	5:15	Kickoff	ARZ 25	11	75	0	75	6	* KC 2	Touchdown
3	7:32	6:03	1:29	Kickoff	ARZ 25	3	6	0	6	0	ARZ 31	Punt
4	3:03	1:05	1:58	Punt	ARZ 20	5	27	0	27	1	ARZ 47	Punt
5	0:58	0:35	0:23	Fumble	KC 42	4	8	0	8	0	KC 34	Downs
6	0:02	0:00	0:02	Kickoff	ARZ 25	1	-1	0	-1	0	ARZ 25	End of Half
7	15:00	12:07	2:53	Kickoff	ARZ 26	5	5	-5	0	1	ARZ 26	Punt
8	9:55	8:49	1:06	Kickoff	ARZ 25	3	5	0	5	0	ARZ 30	Punt
9	3:56	12:52	6:04	Kickoff	ARZ 25	14	75	0	75	5	* KC 6	Touchdown
10	7:39	5:11	2:28	Kickoff	KC 48	6	48	0	48	3	* KC 6	Touchdown
11	1:46	0:00	1:46	Punt	ARZ 21	8	24	0	24	2	KC 47	End of Game

(327) Average ARZ 30

*** inside opponent's 20**

Time of Possession by Quarter		1st	2nd	3rd	4th	OT	Total
Visitor	Kansas City Chiefs	9:46	9:13	7:05	8:38		34:42
Home	Arizona Cardinals	5:14	5:47	7:55	6:22		25:18

Kickoff Drive No.-Start Average Chiefs: 4 - KC 24 Cardinals: 8 - ARZ 28

Kansas City Chiefs vs Arizona Cardinals
9/11/2022 at State Farm Stadium

Final Defensive Statistics

Kansas City Chiefs

Regular Defensive Plays

Special Teams

Misc

	TKL	AST	COMB	SK	/ YDS	TFL	Q	IN	PD	FF	FR	TKL	AST	FF	FR	BL	TKL	AST	FF	FR	
N.Bolton	9	1	10	0	0	1	0	0	0	0	0	0	0	0	0	0	0	0	0	0	0
L.Sneed	8	0	8	1	7	1	2	0	1	0	0	0	0	0	0	0	0	0	0	0	0
R.Fenton	4	1	5	0	0	0	0	0	1	0	0	0	0	0	0	0	0	0	0	0	0
C.Dunlap	3	1	4	1	11	1	1	0	0	0	0	0	0	0	0	0	0	0	0	0	0
W.Gay	2	2	4	0	0	0	0	0	0	0	0	0	0	0	0	0	0	0	0	0	0
J.Reid	2	0	2	0	0	0	0	0	0	0	0	0	2	0	0	0	0	0	0	0	0
D.Bush	2	0	2	0	0	0	0	0	0	0	0	0	0	0	0	0	0	0	0	0	0
M.Danna	1	1	2	0	0	0	0	0	0	0	0	0	0	0	0	0	0	0	0	0	0
T.Wharton	1	0	1	1	8	1	2	0	0	0	0	0	0	0	0	0	0	0	0	0	0
G.Karlaftis	1	0	1	0	0	0	1	0	1	0	0	0	0	0	0	0	0	0	0	0	0
J.Thornhill	1	0	1	0	0	0	0	0	2	0	0	0	0	0	0	0	0	0	0	0	0
C.Jones	1	0	1	0	0	0	0	0	1	1	0	0	0	0	0	0	0	0	0	0	0
T.McDuffie	1	0	1	0	0	0	0	0	0	0	0	0	0	0	0	0	0	0	0	0	0
B.Cook	1	0	1	0	0	0	0	0	0	0	0	0	0	0	0	0	0	0	0	0	0
F.Clark	1	0	1	0	0	0	0	0	0	0	0	0	0	0	0	0	0	0	0	0	0
K.Saunders	1	0	1	0	0	0	0	0	0	0	0	0	0	0	0	0	0	0	0	0	0
D.Harris	1	0	1	0	0	0	0	0	0	0	0	0	0	0	0	0	0	0	0	0	0
J.Williams	1	0	1	0	0	0	0	0	0	0	0	0	0	0	0	0	0	0	0	0	0
C.Lammons	1	0	1	0	0	0	0	0	0	0	0	0	0	0	0	0	0	0	0	0	0
Ja.Watson	0	0	0	0	0	0	0	0	1	0	0	0	2	0	0	0	0	0	0	0	0
M.Burton	0	0	0	0	0	0	0	0	0	0	0	1	0	0	0	0	0	0	0	0	0
E.Lee	0	0	0	0	0	0	0	0	0	0	0	0	1	0	0	0	0	0	0	0	0
C.Edwards-Helaire	0	0	0	0	0	0	0	0	0	0	0	0	0	0	0	0	0	0	0	0	1
C.Henne	0	0	0	0	0	0	0	0	0	0	0	0	0	0	0	0	0	0	0	0	1
I.Pacheco	0	0	0	0	0	0	0	0	0	0	0	0	0	0	0	0	0	0	0	0	1
Total	42	6	48	3	26	4	6	0	7	1	0	1	5	0	0	0	0	0	0	0	3

TKL = Tackle AST = Assist COMB = Combined QH=QB Hit IN = Interception PD = Pass Defense FF = Forced Fumble FR = Fumble Recovery

First Quarter

9/11/2022

Play By Play

ARZ wins the coin toss and elects to defer. KC elects to Receive, and ARZ elects to defend the north goal.

M.Prater kicks 65 yards from ARZ 35 to end zone, Touchback.

Kansas City Chiefs at 15:00

1-10-KC 25	(15:00) (Shotgun) C.Edwards-Helaire up the middle to KC 34 for 9 yards (B.Murphy, B.Baker).	
2-1-KC 34	(14:27) (Shotgun) P.Mahomes scrambles left end ran ob at KC 35 for 1 yard (M.Wilson).	R1
<u>1-10-KC 35</u>	(13:52) C.Edwards-Helaire up the middle to KC 42 for 7 yards (B.Baker; M.Dogbe).	
2-3-KC 42	(13:15) (Shotgun) C.Edwards-Helaire left end pushed ob at ARZ 40 for 18 yards (B.Baker).	R2
<u>1-10-ARZ 40</u>	(12:36) (Shotgun) P.Mahomes pass incomplete deep left to M.Hardman.	
2-10-ARZ 40	(12:30) (Shotgun) P.Mahomes pass short left to T.Kelce to ARZ 30 for 10 yards (B.Baker).	P3
<u>1-10-ARZ 30</u>	(11:54) P.Mahomes pass short right to J.McKinnon to ARZ 27 for 3 yards (D.Kennard).	
2-7-ARZ 27	(11:11) (Shotgun) C.Edwards-Helaire up the middle to ARZ 27 for no gain (B.Murphy).	
3-7-ARZ 27	(10:28) (Shotgun) P.Mahomes pass short left to J.Smith-Schuster pushed ob at ARZ 9 for 18 yards (I.Simmons).	P4
<u>1-9-ARZ 9</u>	(9:47) (Shotgun) P.Mahomes pass incomplete short left to M.Hardman.	
2-9-ARZ 9	(9:43) (Shotgun) P.Mahomes pass short left to T.Kelce for 9 yards, TOUCHDOWN [M.Golden].	P5
	H.Butker extra point is GOOD, Center-J.Winchester, Holder-T.Townsend.	

KC 7 ARZ 0, 11 plays, 75 yards, 5:23 drive, 5:23 elapsed

H.Butker kicks 65 yards from KC 35 to end zone, Touchback. KC-H.Butker was injured during the play.

Arizona Cardinals at 9:37

1-10-ARZ 25	(9:37) (Shotgun) K.Murray right end to ARZ 24 for -1 yards (N.Bolton).	
	<i>Penalty on ARZ, Illegal Shift, declined.</i>	
2-11-ARZ 24	(9:16) (Shotgun) K.Murray scrambles left end to ARZ 34 for 10 yards (N.Bolton).	
3-1-ARZ 34	(8:36) (Shotgun) K.Murray sacked at ARZ 27 for -7 yards (L.Sneed).	
4-8-ARZ 27	(8:01) A.Lee punts 52 yards to KC 21, Center-A.Brewer. M.Hardman ran ob at 50 for 29 yards (S.Anderson).	
	<i>PENALTY on KC-D.Bush, Illegal Block Above the Waist, 10 yards, enforced at KC 24.</i>	

Kansas City Chiefs at 7:43

1-10-KC 14	(7:43) C.Edwards-Helaire right tackle to KC 17 for 3 yards (Z.Allen; B.Baker).	
2-7-KC 17	(7:07) (Shotgun) P.Mahomes pass incomplete deep left to J.Smith-Schuster.	
	<i>PENALTY on ARZ-Z.Allen, Roughing the Passer, 15 yards, enforced at KC 17 - No Play.</i>	X6
	<i>Penalty on ARZ-Z.Allen, Defensive Offside, declined.</i>	
<u>1-10-KC 32</u>	(7:01) P.Mahomes pass short right to C.Edwards-Helaire pushed ob at ARZ 43 for 25 yards (Z.Collins).	P7
<u>1-10-ARZ 43</u>	(6:25) M.Valdes-Scantling left end pushed ob at ARZ 46 for -3 yards (Z.Collins).	
2-13-ARZ 46	(5:45) (Shotgun) P.Mahomes pass short middle to J.Smith-Schuster to ARZ 26 for 20 yards (J.Thompson).	P8
<u>1-10-ARZ 26</u>	(5:03) (Shotgun) P.Mahomes pass short left to T.Kelce to ARZ 19 for 7 yards (N.Vigil, M.Wilson).	
2-3-ARZ 19	(4:25) (Shotgun) C.Edwards-Helaire up the middle to ARZ 18 for 1 yard (R.Lawrence, Z.Collins).	
	<i>PENALTY on ARZ-J.Ledbetter, Defensive Offside, 5 yards, enforced at ARZ 19 - No Play.</i>	X9
<u>1-10-ARZ 14</u>	(4:03) (Shotgun) P.Mahomes pass short middle to T.Kelce to ARZ 3 for 11 yards (B.Baker).	P10
<u>1-3-ARZ 3</u>	(3:24) P.Mahomes pass short middle to C.Edwards-Helaire for 3 yards, TOUCHDOWN.	P11
	J.Reid extra point is GOOD, Center-J.Winchester, Holder-T.Townsend.	

KC 14 ARZ 0, 7 plays, 86 yards, 2 penalties, 4:23 drive, 11:40 elapsed

J.Reid kicks 65 yards from KC 35 to end zone, Touchback.

Arizona Cardinals at 3:20

1-10-ARZ 25	(3:20) (Shotgun) J.Conner up the middle to ARZ 27 for 2 yards (M.Danna; W.Gay).	
2-8-ARZ 27	(2:44) (No Huddle, Shotgun) K.Murray pass short right to J.Conner to ARZ 38 for 11 yards (L.Sneed).	P1
<u>1-10-ARZ 38</u>	(2:06) (No Huddle) K.Murray pass incomplete short middle.	
2-10-ARZ 38	(2:02) (Shotgun) K.Murray pass short left to M.Brown to ARZ 47 for 9 yards (L.Sneed).	
3-1-ARZ 47	(1:22) (No Huddle, Shotgun) J.Conner up the middle to ARZ 49 for 2 yards (M.Danna).	R2
<u>1-10-ARZ 49</u>	(:45) (Shotgun) K.Murray FUMBLES (Aborted) at ARZ 44, and recovers at ARZ 41.	
2-18-ARZ 41	(:04) (Shotgun) K.Murray pass deep right to G.Dortch to KC 35 for 24 yards (T.McDuffie).	P3

END OF QUARTER

	Score	Time	First Downs				Efficiencies	
		Poss	R	P	X	T	3 Down	4 Down
Kansas City Chiefs	14	9:46	2	7	2	11	1/1	0/0
Arizona Cardinals	0	5:14	1	2	0	3	1/2	0/0

Second Quarter

9/11/2022

Play By Play

Arizona Cardinals continued.

<u>1-10-KC 35</u>	(15:00) (Shotgun) K.Murray pass short left to G.Dortch pushed ob at KC 31 for 4 yards (L.Sneed).	
2-6-KC 31	(14:27) (Shotgun) J.Conner up the middle pushed ob at KC 23 for 8 yards (L.Sneed).	R4
<u>1-10-KC 23</u>	(13:52) (No Huddle, Shotgun) K.Murray up the middle pushed ob at KC 2 for 21 yards (R.Fenton).	R5
<u>1-2-KC 2</u>	(13:09) (Shotgun) J.Conner up the middle for 2 yards, TOUCHDOWN.	R6
	M.Prater extra point is GOOD, Center-A.Brewer, Holder-A.Lee.	

KC 14 ARZ 7, 11 plays, 75 yards, 5:15 drive, 1:55 elapsed

M.Prater kicks 65 yards from ARZ 35 to end zone, Touchback.

Kansas City Chiefs at 13:05

1-10-KC 25	(13:05) C.Edwards-Helaire left tackle to KC 26 for 1 yard (M.Dogbe, B.Baker).	
2-9-KC 26	(12:25) (Shotgun) P.Mahomes pass short middle to M.Valdes-Scantling to KC 43 for 17 yards (J.Thompson).	P12
<u>1-10-KC 43</u>	(11:47) I.Pacheco up the middle to KC 43 for no gain (Z.Collins).	
2-10-KC 43	(11:07) (Shotgun) P.Mahomes pass short left to J.Smith-Schuster to ARZ 49 for 8 yards (M.Wilson). FUMBLES (M.Wilson), ball out of bounds at ARZ 49. Timeout #1 by KC at 10:34.	
3-2-ARZ 49	(10:34) (Shotgun) P.Mahomes pass short right to M.Hardman pushed ob at ARZ 41 for 8 yards (B.Murphy).	P13
	<i>PENALTY on ARZ-J.Thompson, Unnecessary Roughness, 15 yards, enforced at ARZ 41.</i>	X14
<u>1-10-ARZ 26</u>	(10:20) (Shotgun) P.Mahomes pass short right to J.Smith-Schuster pushed ob at ARZ 19 for 7 yards (B.Murphy).	
2-3-ARZ 19	(9:48) (Shotgun) P.Mahomes pass short left to J.Smith-Schuster to ARZ 12 for 7 yards (M.Wilson, M.Dogbe).	P15
<u>1-10-ARZ 12</u>	(9:01) (Shotgun) P.Mahomes pass short left to M.Hardman to ARZ 6 for 6 yards (N.Vigil).	
2-4-ARZ 6	(8:16) (Shotgun) P.Mahomes pass incomplete short left to N.Gray (M.Wilson).	
3-4-ARZ 6	(8:10) (Shotgun) I.Pacheco left end pushed ob at ARZ 4 for 2 yards (B.Baker).	
4-2-ARZ 4	(7:37) (Shotgun) P.Mahomes pass short right to C.Edwards-Helaire for 4 yards, TOUCHDOWN.	P16
	J.Reid extra point is No Good, Wide Right, Center-J.Winchester, Holder-T.Townsend.	

KC 20 ARZ 7, 11 plays, 75 yards, 1 penalty, 5:33 drive, 7:28 elapsed

J.Reid kicks 65 yards from KC 35 to end zone, Touchback.

Arizona Cardinals at 7:32

1-10-ARZ 25	(7:32) (Shotgun) K.Murray pass short left to G.Dortch to ARZ 28 for 3 yards (R.Fenton, W.Gay).	
2-7-ARZ 28	(6:58) (No Huddle, Shotgun) K.Murray pass short right to J.Conner to ARZ 31 for 3 yards (N.Bolton).	
3-4-ARZ 31	(6:18) (No Huddle, Shotgun) K.Murray pass incomplete short right to A.Green (C.Jones).	
4-4-ARZ 31	(6:14) A.Lee punts 57 yards to KC 12, Center-A.Brewer. S.Moore pushed ob at KC 25 for 13 yards (S.Anderson).	

Kansas City Chiefs at 6:03

1-10-KC 25	(6:03) J.McKinnon left tackle to KC 30 for 5 yards (M.Dogbe, B.Baker).	
2-5-KC 30	(5:21) (Shotgun) P.Mahomes pass short left to T.Kelce to KC 35 for 5 yards (E.Turner).	P17
<u>1-10-KC 35</u>	(4:35) (Shotgun) J.McKinnon up the middle to KC 36 for 1 yard (R.Lawrence, Z.Collins).	
2-9-KC 36	(3:58) (Shotgun) P.Mahomes pass short left to J.McKinnon to KC 42 for 6 yards (J.Thompson).	
3-3-KC 42	(3:15) (Shotgun) P.Mahomes pass incomplete short left to J.McKinnon [M.Golden].	
4-3-KC 42	(3:11) T.Townsend punts 58 yards to end zone, Center-J.Winchester, Touchback.	

Arizona Cardinals at 3:03

1-10-ARZ 20	(3:03) (Shotgun) J.Conner left end ran ob at ARZ 26 for 6 yards (R.Fenton).	
2-4-ARZ 26	(2:29) (Shotgun) K.Murray pass deep left to M.Brown to KC 48 for 26 yards (J.Reid).	P7

Two-Minute Warning

<u>1-10-KC 48</u>	(2:00) (Shotgun) J.Conner left end to KC 49 for -1 yards (C.Jones). FUMBLES (C.Jones), and recovers at ARZ 47.	
2-15-ARZ 47	(1:28) (No Huddle, Shotgun) K.Murray pass short left to G.Dortch to KC 39 for 14 yards (L.Sneed). FUMBLES (L.Sneed), and recovers at KC 39. The Replay Official reviewed the pass completion ruling, and the play was REVERSED.	
3-15-ARZ 47	(1:23) (Shotgun) K.Murray pass incomplete deep left to G.Dortch (R.Fenton) [L.Sneed].	
4-15-ARZ 47	(1:17) A.Lee punts 41 yards to KC 12, Center-A.Brewer. S.Moore to KC 20 for 8 yards (D.Gardeck, E.Turner).	

Kansas City Chiefs at 1:05

1-10-KC 20	(1:05) (Shotgun) P.Mahomes pass short middle to J.Smith-Schuster to KC 39 for 19 yards (D.Gardeck). FUMBLES (D.Gardeck), RECOVERED by ARZ-B.Murphy at KC 42.	
------------	--	--

Arizona Cardinals at 0:58

Kansas City Chiefs vs Arizona Cardinals at State Farm Stadium

- 1-10-KC 42 (:58) (Shotgun) K.Murray pass short left to G.Dortch pushed ob at KC 37 for 5 yards (L.Sneed).
- 2-5-KC 37 (:53) (Shotgun) K.Murray pass incomplete deep right to A.Isabella (J.Thornhill).
- 3-5-KC 37 (:46) (Shotgun) K.Murray pass short left to G.Dortch to KC 34 for 3 yards (J.Reid).
Timeout #1 by ARZ at 00:40.
- 4-2-KC 34 (:40) (Shotgun) K.Murray pass incomplete deep left to J.Conner [G.Karlaftis].

Kansas City Chiefs at 0:35

- 1-10-KC 34 (:35) (Shotgun) P.Mahomes pass short right to M.Valdes-Scantling to KC 46 for 12 yards (J.Thompson) [Z.Allen]. P18
Timeout #2 by KC at 00:27.
- 1-10-KC 46 (:27) (Shotgun) P.Mahomes pass incomplete deep left to J.Smith-Schuster.
- 2-10-KC 46 (:22) (Shotgun) P.Mahomes pass short middle to T.Kelce to ARZ 36 for 18 yards (D.Gardeck). P19
Timeout #3 by KC at 00:14.
- 1-10-ARZ 36 (:14) (Shotgun) P.Mahomes pass incomplete short left to J.Smith-Schuster (M.Wilson).
- 2-10-ARZ 36 (:11) (Shotgun) P.Mahomes pass incomplete short left to T.Kelce [D.Gardeck].
- 3-10-ARZ 36 (:07) **H.Butker 54 yard field goal is GOOD, Center-J.Winchester, Holder-T.Townsend.**

KC 23 ARZ 7, 6 plays, 30 yards, 0:33 drive, 14:58 elapsed

J.Reid kicks 65 yards from KC 35 to end zone, Touchback.

Arizona Cardinals at 0:02

- 1-10-ARZ 25 (:02) K.Murray kneels to ARZ 24 for -1 yards.

END OF QUARTER

	Score	Time Poss	First Downs				Efficiencies	
			R	P	X	T	3 Down	4 Down
Kansas City Chiefs	23	9:13	0	7	1	8	1/3	1/1
Arizona Cardinals	7	5:47	3	1	0	4	0/3	0/1

Third Quarter

9/11/2022

Play By Play

ARZ elects to Receive, and KC elects to defend the North goal.

J.Reid kicks 63 yards from KC 35 to ARZ 2. E.Benjamin to ARZ 26 for 24 yards (M.Burton, J.Reid).

Arizona Cardinals at 15:00, (1st play from scrimmage 14:53)

1-10-ARZ 26	(14:53) (Shotgun) J.Conner up the middle to ARZ 27 for 1 yard (L.Sneed).	
2-9-ARZ 27	(14:19) (No Huddle, Shotgun) K.Murray pass short right to G.Dortch to ARZ 37 for 10 yards (W.Gay).	P8
<u>1-10-ARZ 37</u>	(13:56) (No Huddle, Shotgun) PENALTY on ARZ-K.Beachum, False Start, 5 yards, enforced at ARZ 37 - No Play.	
1-15-ARZ 32	(13:43) (No Huddle, Shotgun) K.Murray pass incomplete short right to Z.Ertz.	
2-15-ARZ 32	(13:36) (Shotgun) K.Murray pass short right to A.Green to ARZ 37 for 5 yards (N.Bolton).	
3-10-ARZ 37	(13:03) (No Huddle, Shotgun) K.Murray sacked at ARZ 26 for -11 yards (C.Dunlap).	
4-21-ARZ 26	(12:19) A.Lee punts 54 yards to KC 20, Center-A.Brewer. S.Moore to KC 25 for 5 yards (V.Dimukeje; E.Turner).	

Kansas City Chiefs at 12:07

1-10-KC 25	(12:07) P.Mahomes pass deep left to T.Kelce to ARZ 40 for 35 yards (M.Wilson).	P20
<u>1-10-ARZ 40</u>	(11:28) (Shotgun) P.Mahomes FUMBLES (Aborted) at ARZ 44, touched at ARZ 44, recovered by KC-C.Edwards-Helaire at ARZ 42. C.Edwards-Helaire to ARZ 40 for 2 yards (Z.Collins; M.Dogbe).	
2-10-ARZ 40	(10:51) (Shotgun) P.Mahomes pass short left to S.Moore to ARZ 10 for 30 yards (B.Baker).	P21
<u>1-10-ARZ 10</u>	(10:07) (Shotgun) P.Mahomes pass incomplete short left to M.Valdes-Scantling [Z.Allen]. PENALTY on ARZ-M.Wilson, Defensive Pass Interference, 9 yards, enforced at ARZ 10 - No Play.	X22
<u>1-1-ARZ 1</u>	(10:02) (Shotgun) P.Mahomes pass short left to J.Fortson for 1 yard, TOUCHDOWN [V.Dimukeje]. H.Butker extra point is GOOD, Center-J.Winchester, Holder-T.Townsend.	P23

KC 30 ARZ 7, 4 plays, 75 yards, 1 penalty, 2:12 drive, 5:05 elapsed

J.Reid kicks 65 yards from KC 35 to end zone, Touchback.

Arizona Cardinals at 9:55

1-10-ARZ 25	(9:55) (Shotgun) K.Murray pass incomplete deep middle to M.Brown (J.Thornhill).
2-10-ARZ 25	(9:48) (Shotgun) E.Benjamin up the middle to ARZ 30 for 5 yards (N.Bolton).
3-5-ARZ 30	(9:10) (Shotgun) K.Murray pass incomplete deep right to A.Green (Ja.Watson).
4-5-ARZ 30	(9:04) A.Lee punts 51 yards to KC 19, Center-A.Brewer. S.Moore to KC 34 for 15 yards (D.Gardeck).

Kansas City Chiefs at 8:49

1-10-KC 34	(8:49) (Shotgun) C.Edwards-Helaire up the middle to KC 38 for 4 yards (M.Golden).	
2-6-KC 38	(8:10) (Shotgun) P.Mahomes pass incomplete deep left to M.Hardman.	
3-6-KC 38	(8:05) (Shotgun) P.Mahomes pass short right to T.Kelce to ARZ 36 for 26 yards (I.Simmons).	P24
<u>1-10-ARZ 36</u>	(7:21) P.Mahomes scrambles right end to ARZ 32 for 4 yards (J.Thompson).	
2-6-ARZ 32	(6:39) J.McKinnon up the middle to ARZ 14 for 18 yards (B.Baker).	R25
<u>1-10-ARZ 14</u>	(5:55) (Shotgun) P.Mahomes pass short right to M.Valdes-Scantling to ARZ 7 for 7 yards (B.Baker) [Z.Allen].	
2-3-ARZ 7	(5:14) (Shotgun) P.Mahomes pass short left to J.Fortson to ARZ 3 for 4 yards (Z.Collins; J.Ledbetter). PENALTY on KC-C.Humphrey, Ineligible Downfield Pass, 5 yards, enforced at ARZ 7 - No Play.	
2-8-ARZ 12	(4:48) (Shotgun) P.Mahomes pass short right to N.Gray to ARZ 2 for 10 yards (N.Vigil).	P26
<u>1-2-ARZ 2</u>	(4:00) (Shotgun) P.Mahomes pass short left to M.Hardman for 2 yards, TOUCHDOWN. H.Butker extra point is GOOD, Center-J.Winchester, Holder-T.Townsend.	P27

KC 37 ARZ 7, 8 plays, 66 yards, 4:53 drive, 11:04 elapsed

J.Reid kicks 65 yards from KC 35 to end zone, Touchback.

Arizona Cardinals at 3:56

1-10-ARZ 25	(3:56) (Shotgun) K.Murray pass short middle to Z.Ertz to ARZ 33 for 8 yards (N.Bolton).	
2-2-ARZ 33	(3:29) (No Huddle, Shotgun) K.Murray pass short left to J.Conner pushed ob at ARZ 36 for 3 yards (W.Gay).	P9
<u>1-10-ARZ 36</u>	(2:59) (No Huddle, Shotgun) K.Murray pass short left to J.Conner to ARZ 40 for 4 yards (N.Bolton).	
2-6-ARZ 40	(2:34) (No Huddle, Shotgun) K.Murray pass short middle to J.Conner to ARZ 48 for 8 yards (B.Cook).	P10
<u>1-10-ARZ 48</u>	(1:55) (No Huddle, Shotgun) K.Murray pass short middle to E.Benjamin to KC 48 for 4 yards (L.Sneed).	
2-6-KC 48	(1:29) (No Huddle, Shotgun) E.Benjamin up the middle to KC 32 for 16 yards (R.Fenton).	R11
<u>1-10-KC 32</u>	(:59) (No Huddle, Shotgun) E.Benjamin up the middle to KC 32 for no gain (F.Clark).	
2-10-KC 32	(:28) (No Huddle, Shotgun) K.Murray pass short right to E.Benjamin pushed ob at KC 25 for 7 yards (N.Bolton).	

Kansas City Chiefs vs Arizona Cardinals at State Farm Stadium

END OF QUARTER

	Score	Time Poss	First Downs				Efficiencies	
			R	P	X	T	3 Down	4 Down
Kansas City Chiefs	37	7:05	1	6	1	8	1/1	0/0
Arizona Cardinals	7	7:55	1	3	0	4	0/2	0/0

Fourth Quarter

9/11/2022

Play By Play

Arizona Cardinals continued.

3-3-KC 25	(15:00) (Shotgun) J.Conner up the middle to KC 24 for 1 yard (N.Bolton; C.Dunlap).	
4-2-KC 24	(14:20) (Shotgun) K.Murray pass short left to G.Dortch to KC 10 for 14 yards (J.Thornhill, R.Fenton). KC-W.Gay was injured during the play.	P12
<u>1-10-KC 10</u>	(13:43) (Shotgun) J.Conner up the middle to KC 6 for 4 yards (N.Bolton).	
2-6-KC 6	(13:09) (No Huddle, Shotgun) K.Murray pass incomplete short left.	
3-6-KC 6	(13:01) (Shotgun) K.Murray pass incomplete short left to Z.Ertz (G.Karlaftis).	
	Timeout #1 by ARZ at 12:58.	
4-6-KC 6	(12:58) (Shotgun) K.Murray pass short left to M.Brown for 6 yards, TOUCHDOWN.	P13
	(Pass formation) TWO-POINT CONVERSION ATTEMPT. K.Murray pass to Z.Ertz is complete. ATTEMPT SUCCEEDS.	

KC 37 ARZ 15, 14 plays, 75 yards, 6:04 drive, 2:08 elapsed

M.Prater kicks 54 yards from ARZ 35 to KC 11. S.Moore pushed ob at KC 34 for 23 yards (E.Turner).

Kansas City Chiefs at 12:52, (1st play from scrimmage 12:48)

1-10-KC 34	(12:48) I.Pacheco up the middle to KC 45 for 11 yards (J.Thompson).	R28
<u>1-10-KC 45</u>	(12:05) (Shotgun) I.Pacheco up the middle to 50 for 5 yards (L.Fotu).	
2-5-50	(11:26) I.Pacheco left tackle to ARZ 47 for 3 yards (V.Dimukeje).	
3-2-ARZ 47	(10:45) (Shotgun) P.Mahomes pass short middle to M.Valdes-Scantling to ARZ 39 for 8 yards (J.Thompson).	P29
<u>1-10-ARZ 39</u>	(10:02) I.Pacheco left tackle pushed ob at ARZ 20 for 19 yards (I.Simmons).	R30
<u>1-10-ARZ 20</u>	(9:20) (Shotgun) P.Mahomes pass incomplete short right to Ju.Watson.	
2-10-ARZ 20	(9:16) I.Pacheco right tackle to ARZ 21 for -1 yards (Z.Collins, B.Baker).	
3-11-ARZ 21	(8:31) (Shotgun) P.Mahomes pass short right to J.McKinnon to ARZ 3 for 18 yards (J.Thompson).	P31
<u>1-3-ARZ 3</u>	(7:43) (Shotgun) I.Pacheco right tackle for 3 yards, TOUCHDOWN.	R32
	H.Butker extra point is GOOD, Center-J.Winchester, Holder-T.Townsend.	

KC 44 ARZ 15, 9 plays, 66 yards, 5:13 drive, 7:21 elapsed
--

J.Reid kicks 57 yards from KC 35 to ARZ 8. E.Benjamin to KC 48 for 44 yards (Ja.Watson; J.Reid).

Arizona Cardinals at 7:39, (1st play from scrimmage 7:30)

1-10-KC 48	(7:30) (Shotgun) E.Benjamin left tackle to KC 41 for 7 yards (G.Karlaftis).	
2-3-KC 41	(6:58) (No Huddle, Shotgun) K.Murray pass short middle to A.Green to KC 33 for 8 yards (K.Saunders).	P14
<u>1-10-KC 33</u>	(6:25) (No Huddle, Shotgun) K.Murray pass short right to E.Benjamin pushed ob at KC 11 for 22 yards (D.Bush).	P15
<u>1-10-KC 11</u>	(5:52) (No Huddle, Shotgun) K.Murray pass incomplete short left to M.Brown.	
2-10-KC 11	(5:49) (Shotgun) J.Conner up the middle to KC 6 for 5 yards (C.Dunlap).	
3-5-KC 6	(5:15) (No Huddle, Shotgun) K.Murray pass short left to Z.Ertz for 6 yards, TOUCHDOWN.	P16
	(Pass formation) TWO-POINT CONVERSION ATTEMPT. K.Murray pass to A.Green is incomplete. ATTEMPT FAILS.	

KC 44 ARZ 21, 6 plays, 48 yards, 2:28 drive, 9:49 elapsed
--

M.Prater kicks 67 yards from ARZ 35 to KC -2. I.Pacheco to KC 30 for 32 yards (J.Ward).

PENALTY on KC-D.Harris, Offensive Holding, 10 yards, enforced at KC 20.

Kansas City Chiefs at 5:11, (1st play from scrimmage 5:05)

1-10-KC 10	(5:05) QB-#4 Henne in at QB C.Henne to KC 10 for no gain. FUMBLES, and recovers at KC 10. C.Henne to KC 7 for -3 yards. Handoff to I.Pacheco to KC 10 for 3 yards (Z.Allen; C.Thomas).	
2-10-KC 10	(4:24) I.Pacheco up the middle to KC 32 for 22 yards (J.Thompson). ARZ-M.Wilson was injured during the play.	R33
<u>1-10-KC 32</u>	(3:37) I.Pacheco up the middle to KC 34 for 2 yards (L.Fotu).	
2-8-KC 34	(2:53) I.Pacheco up the middle to KC 30 for -4 yards (R.Lawrence). FUMBLES (R.Lawrence), and recovers at KC 30.	
3-12-KC 30	(2:08) J.McKinnon left tackle to KC 28 for -2 yards (C.Matthew; Z.Collins).	

Two-Minute Warning

4-14-KC 28 (2:00) T.Townsend punts 50 yards to ARZ 22, Center-J.Winchester. G.Dortch to ARZ 21 for -1 yards (E.Lee; Ja.Watson).

Arizona Cardinals at 1:46

1-10-ARZ 21	(1:46) QB #19-McSorely in at QB. (Shotgun) T.McSorley up the middle to ARZ 22 for 1 yard (D.Harris).	
2-9-ARZ 22	(1:22) (No Huddle, Shotgun) T.McSorley pass incomplete short right to A.Isabella.	
3-9-ARZ 22	(1:18) (No Huddle, Shotgun) T.McSorley scrambles right end ran ob at ARZ 36 for 14 yards (D.Bush).	R17
<u>1-10-ARZ 36</u>	(1:11) (No Huddle, Shotgun) T.McSorley scrambles left end to ARZ 41 for 5 yards (C.Dunlap).	
2-5-ARZ 41	(:48) (No Huddle, Shotgun) T.McSorley pass incomplete short middle to E.Benjamin [T.Wharton].	
3-5-ARZ 41	(:44) (Shotgun) S.Harlow to ARZ 40 for -1 yards. FUMBLES, recovered by ARZ-T.McSorley at ARZ 36. T.McSorley pass short left to M.Brown to ARZ 43 for 2 yards (J.Williams).	

Kansas City Chiefs vs Arizona Cardinals at State Farm Stadium

4-3-ARZ 43 (:21) (No Huddle, Shotgun) T.McSorley pass short middle to A.Isabella to KC 47 for 10 yards (C.Lammons).

1-10-KC 47 (:03) (No Huddle, Shotgun) T.McSorley sacked at ARZ 45 for -8 yards (T.Wharton).

END OF QUARTER

	Score	Time Poss	First Downs				Efficiencies	
			R	P	X	T	3 Down	4 Down
Kansas City Chiefs	44	8:38	4	2	0	6	2/3	0/0
Arizona Cardinals	21	6:22	1	6	0	7	2/5	3/3

Miscellaneous Statistics Report

Kansas City Chiefs vs Arizona Cardinals
9/11/2022 at State Farm Stadium

Ten Longest Plays for Kansas City Chiefs

Yards	Qtr	Play Start	Play Description
35	3	1-10-KC 25	(12:07) P.Mahomes pass deep left to T.Kelce to ARZ 40 for 35 yards (M.Wilson).
30	3	2-10-ARZ 40	(10:51) (Shotgun) P.Mahomes pass short left to S.Moore to ARZ 10 for 30 yards (B.Baker).
26	3	3-6-KC 38	(8:05) (Shotgun) P.Mahomes pass short right to T.Kelce to ARZ 36 for 26 yards (I.Simmons).
25	1	1-10-KC 32	(7:01) P.Mahomes pass short right to C.Edwards-Helaire pushed ob at ARZ 43 for 25 yards (Z.Collins).
23	2	3-2-ARZ 49	(10:34) (Shotgun) P.Mahomes pass short right to M.Hardman pushed ob at ARZ 41 for 8 yards (B.Murphy). PENALTY on ARZ-J.Thompson, Unnecessary Roughness, 15 yards, enforced at ARZ 41.
22	4	2-10-KC 10	(4:24) I.Pacheco up the middle to KC 32 for 22 yards (J.Thompson). ARZ-M.Wilson was injured during the play.
20	1	2-13-ARZ 46	(5:45) (Shotgun) P.Mahomes pass short middle to J.Smith-Schuster to ARZ 26 for 20 yards (J.Thompson).
19	4	1-10-ARZ 39	(10:02) I.Pacheco left tackle pushed ob at ARZ 20 for 19 yards (I.Simmons).
18	1	2-3-KC 42	(13:15) (Shotgun) C.Edwards-Helaire left end pushed ob at ARZ 40 for 18 yards (B.Baker).
18	1	3-7-ARZ 27	(10:28) (Shotgun) P.Mahomes pass short left to J.Smith-Schuster pushed ob at ARZ 9 for 18 yards (I.Simmons).

Ten Longest Plays for Arizona Cardinals

Yards	Qtr	Play Start	Play Description
26	2	2-4-ARZ 26	(2:29) (Shotgun) K.Murray pass deep left to M.Brown to KC 48 for 26 yards (J.Reid).
24	1	2-18-ARZ 41	(:04) (Shotgun) K.Murray pass deep right to G.Dortch to KC 35 for 24 yards (T.McDuffie).
22	4	1-10-KC 33	(6:25) (No Huddle, Shotgun) K.Murray pass short right to E.Benjamin pushed ob at KC 11 for 22 yards (D.Bush).
21	2	1-10-KC 23	(13:52) (No Huddle, Shotgun) K.Murray up the middle pushed ob at KC 2 for 21 yards (R.Fenton).
16	3	2-6-KC 48	(1:29) (No Huddle, Shotgun) E.Benjamin up the middle to KC 32 for 16 yards (R.Fenton).
14	4	4-2-KC 24	(14:20) (Shotgun) K.Murray pass short left to G.Dortch to KC 10 for 14 yards (J.Thornhill, R.Fenton). KC-W.Gay was injured
14	4	3-9-ARZ 22	(1:18) (No Huddle, Shotgun) T.McSorley scrambles right end ran ob at ARZ 36 for 14 yards (D.Bush).
11	1	2-8-ARZ 27	(2:44) (No Huddle, Shotgun) K.Murray pass short right to J.Conner to ARZ 38 for 11 yards (L.Sneed).
10	1	2-11-ARZ 24	(9:16) (Shotgun) K.Murray scrambles left end to ARZ 34 for 10 yards (N.Bolton).
10	3	2-9-ARZ 27	(14:19) (No Huddle, Shotgun) K.Murray pass short right to G.Dortch to ARZ 37 for 10 yards (W.Gay).

Touchdown Scoring Information

		Offense	Defense	Special Teams
VISITOR	Kansas City Chiefs	6	0	0
HOME	Arizona Cardinals	3	0	0

Player Scoring Information

Club	Player	TD	Rush TD	Rec TD	KO TD	Punt TD	Int TD	Fum TD	Misc TD	FG	XP	2Pt Rush	2Pt Rec	Sfty	Points
KC	C.Edwards-Helaire	0	0	2	0	0	0	0	0	0	0	0	0	0	12
KC	H.Butker	0	0	0	0	0	0	0	0	1	4	0	0	0	7
KC	I.Pacheco	0	1	0	0	0	0	0	0	0	0	0	0	0	6
KC	T.Kelce	0	0	1	0	0	0	0	0	0	0	0	0	0	6
KC	M.Hardman	0	0	1	0	0	0	0	0	0	0	0	0	0	6
KC	J.Fortson	0	0	1	0	0	0	0	0	0	0	0	0	0	6
KC	J.Reid	0	0	0	0	0	0	0	0	0	1	0	0	0	1
ARZ	Z.Ertz	0	0	1	0	0	0	0	0	0	0	0	1	0	8
ARZ	J.Conner	0	1	0	0	0	0	0	0	0	0	0	0	0	6
ARZ	M.Brown	0	0	1	0	0	0	0	0	0	0	0	0	0	6
ARZ	M.Prater	0	0	0	0	0	0	0	0	0	1	0	0	0	1

Possession Detail

	First Half		Second Half		Game	
	Visitor	Home	Visitor	Home	Visitor	Home
Largest Lead	16	0	30	0	30	0
Drives Leading	5	0	4	0	9	0
Time of Possession Leading	13:36	0:00	15:43	0:00	29:19	0:00
Largest Deficit	0	-16	0	-30	0	-30
Drives Trailing	0	6	0	5	0	11
Time of Possession Trailing	0:00	11:01	0:00	14:17	0:00	25:18
Times Score Tied Up		0		0		0
Lead Changes		1		0		1

Playtime Percentage

Percent of playtime per player on offense, defense and special teams (Unofficial)

Kansas City Chiefs

Arizona Cardinals

		Offense	Defense	Special Teams				Offense	Defense	Special Teams			
C Humphrey	C	70	100%		7	26%	D Humphries	T	65	100%	1	4%	
J Thuney	G	70	100%		4	15%	S Harlow	G	65	100%	1	4%	
A Wylie	G	65	93%		7	26%	M Brown	WR	62	95%			
O Brown	T	65	93%		7	26%	G Dortch	WR	59	91%	2	7%	
P Mahomes	QB	65	93%				K Beachum	T	57	88%	1	4%	
M Valdes-Scantling	WR	51	73%				W Hernandez	G	57	88%	1	4%	
J Smith-Schuster	WR	46	66%				R Hudson	C	57	88%			
T Kelce	TE	45	64%				K Murray	QB	57	88%			
N Allegretti	G	39	56%		7	26%	A Green	WR	48	74%			
M Hardman	WR	39	56%		1	4%	J Conner	RB	47	72%			
N Gray	TE	37	53%		16	59%	Z Ertz	TE	39	60%			
T Smith	G	31	44%		3	11%	E Benjamin	RB	22	34%	13	48%	
J McKinnon	RB	27	39%		5	19%	A Isabella	WR	21	32%	5	19%	
C Edwards-Helaire	RB	27	39%				M Williams	TE	10	15%	1	4%	
J Fortson	TE	24	34%		17	63%	S Anderson	TE	9	14%	13	48%	
I Pacheco	RB	16	23%		11	41%	M Garcia	G	8	12%	1	4%	
J Watson	WR	16	23%		9	33%	J Jones	G	8	12%	1	4%	
S Moore	WR	13	19%		6	22%	L Smith	G	8	12%	1	4%	
M Burton	FB	9	13%		14	52%	A Baccellia	WR	8	12%	1	4%	
G Christian	T	5	7%		7	26%	T McSorley	QB	8	12%			
P Wanogho	T	5	7%		7	26%	B Murphy	CB		70	100%	7	26%
C Henne	QB	5	7%				J Thompson	FS		70	100%		
L Sneed	CB		57	88%	5	19%	M Wilson	CB		67	96%	7	26%
G Karlaftis	DE		51	78%	1	4%	Z Collins	LB		67	96%		
J Reid	SS		50	77%	10	37%	B Baker	SS		65	93%	7	26%
N Bolton	LB		50	77%	1	4%	I Simmons	LB		61	87%		
J Thornhill	FS		50	77%			Z Allen	DE		58	83%	7	26%
R Fenton	CB		48	74%			M Dogbe	DE		36	51%	15	56%
W Gay	LB		42	65%			N Vigil	LB		36	51%	12	44%
C Jones	DT		42	65%			D Kennard	LB		35	50%		
M Danna	DE		36	55%	1	4%	L Fotu	DT		34	49%	7	26%
F Clark	DE		35	54%			R Lawrence	NT		29	41%		
J Watson	DB		33	51%	11	41%	M Golden	LB		28	40%		
T Wharton	DT		33	51%	1	4%	V Dimukeje	LB		26	37%	11	41%
T McDuffie	DB		32	49%			D Gardeck	LB		20	29%	24	89%
C Dunlap	LB		26	40%			J Ledbetter	DE		20	29%	6	22%
B Cook	DB		22	34%	19	70%	E Turner	LB		16	23%	26	96%
D Nnadi	DT		21	32%	1	4%	T Vallejo	LB		12	17%	26	96%
K Saunders	DT		16	25%			J Whittaker	CB		9	13%	6	22%
D Bush	SS		15	23%	20	74%	D Thompson	SS		5	7%	14	52%
D Harris	LB		15	23%	13	48%	C Thomas	DE		4	6%		
J Williams	DB		15	23%	11	41%	C Matthew	DB		1	1%	14	52%
L Chenal	LB		10	15%	11	41%	B Niemann	LB			19	70%	
C Lammons	CB		8	12%	20	74%	D Williams	RB			15	56%	
E Lee	LB		8	12%	20	74%							

J Winchester	LS	9	33%	J Ward	RB	14	52%
T Townsend	P	9	33%	A Lee	P	6	22%
H Butker	K	6	22%	A Brewer	LS	6	22%
				M Prater	K	5	19%

**PLAYER
STATS**



UPDATED PLAYER BIOS



NICK ALLEGRETTI



GUARD #73
ILLINOIS

4TH YEAR IN THE NFL

4TH YEAR WITH THE CHIEFS

HEIGHT: 6'4"
WEIGHT: 310 LBS
DRAFTED: D7-19
BIRTHDAY: 4/21/96

NICK ALLEGRETTI'S NFL REGULAR SEASON STATISTICS

DATE	TEAM	GP	GS
2019	Chiefs	7	0
2020	Chiefs	16	9
2021	Chiefs	17	0
2022	Chiefs	1	0
NFL TOTALS		41	9

2022 GAME-BY-GAME REGULAR-SEASON STATISTICS (CHIEFS)

DATE	OPPONENT	P/S	W/L	SCORE
09/11	at Cardinals	P	W	44-21
2022 TOTALS			1-0	



ZAYNE ANDERSON

DEFENSIVE BACK #39
BYU



1ST YEAR IN THE NFL

1ST YEAR WITH THE CHIEFS

HEIGHT: 6'2"
WEIGHT: 206 LBS
DRAFTED: CFA-21
BIRTHDAY: 1/3/97

ZAYNE ANDERSON'S NFL REGULAR SEASON DEFENSIVE STATISTICS

DATE	TEAM	GP	GS	TACKLES								INTERCEPTIONS					O. FUMB				ST			MISC						
				TK	S	A	TFL	YDS	SK	YDS	QBH	NO	YDS	LG	TD	PD	FF	FR	TD	YDS	TK	S	A	FF	FR	S	A			
2021	Chiefs	4	0	0	0	0	0	0	0	0.0	0.0	0	0	0	0	0	0	0	0	0	0	0	0	1	1	0	0	0	0	0
2022	Chiefs	0	0	0	0	0	0	0	0	0.0	0.0	0	0	0	0	0	0	0	0	0	0	0	0	0	0	0	0	0	0	
NFL TOTALS		4	0	0	0	0	0	0	0	0.0	0.0	0	0	0	0	0	0	0	0	0	0	0	0	1	1	0	0	0	0	



UPDATED PLAYER BIOS

2022 GAME-BY-GAME REGULAR-SEASON STATISTICS (CHIEFS)

DATE	OPPONENT	P/S	TACKLES							INTERCEPTIONS					O. FUMB			ST				MISC		W/L	SCORE				
			TK	S	A	SK	YDS	TFL	YDS	QBH	NO	YDS	LG	TD	PD	FF	FR	TD	YDS	TK	S	A	FF			FR	S	A	
09/11	at Cardinals		PRACTICE SQUAD																					W	44-21				
2022 TOTALS			0	0	0	0.0	0.0	0	0	0	0	0	0	0	0	0	0	0	0	0	0	0	0	0	0	0	0	0	1-0



KENDALL BLANTON

TIGHT END #85
MISSOURI



3RD YEAR IN THE NFL

1ST YEAR WITH THE CHIEFS

HEIGHT: 6'6"
WEIGHT: 262 LBS
DRAFTED: FA-22
BIRTHDAY: 11/10/95

KENDALL BLANTON'S NFL REGULAR SEASON RUSHING/RECEIVING STATISTICS

DATE	TEAM	GP	GS	RECEIVING					RUSHING					
				NO.	YDS.	AVG.	LG	TD	NO.	YDS.	AVG.	LG	TD	
2019	Rams	1	0	0	0	0.0	0	0	0	0	0	0.0	0	0
2020	Rams	0	0	0	0	0.0	0	0	0	0	0	0.0	0	0
2021	Rams	11	2	4	37	9.3	23	0	0	0	0.0	0	0	
2022	Commanders	0	0	0	0	0.0	0	0	0	0	0.0	0	0	
NFL TOTALS		12	2	4	37	9.3	23	0	0	0	0.0	0	0	

KENDALL BLANTON'S NFL REGULAR SEASON RETURN STATISTICS

DATE	TEAM	KICKOFF RETURNS					PUNT RETURNS					
		RET.	YDS.	AVG.	LG	TD	NO.	FC	YDS.	AVG.	LG	TD
2019	Rams	0	0	0.0	0	0	0	0	0	0.0	0	0
2020	Rams	0	0	0.0	0	0	0	0	0	0.0	0	0
2021	Rams	0	0	0.0	0	0	0	0	0	0.0	0	0
2022	Commanders	0	0	0.0	0	0	0	0	0	0.0	0	0
NFL TOTALS		0	0	0.0	0	0	0	0	0	0.0	0	0

2022 GAME-BY-GAME REGULAR-SEASON STATISTICS (COMMANDERS)

DATE	OPPONENT	P/S	RECEIVING					RUSHING					W/L	SCORE	
			NO.	YDS.	AVG.	LG	TD	NO.	YDS.	AVG.	LG	TD			
09/11	Jaguars		DID NOT PLAY											W	28-22
2022 TOTALS		0-0	0	0	0.0	0	0	0	0	0	0.0	0	0	0	1-0

UPDATED PLAYER BIOS

2022 GAME-BY-GAME REGULAR-SEASON STATISTICS (CHIEFS)

DATE	OPPONENT	P/S	W/L	SCORE
09/11	at Cardinals	5	W	44-21
2022 TOTALS		1-1	1-0	



SHANE BUECHELE

QUARTERBACK #12
SMU



2ND YEAR IN THE NFL

2ND YEAR WITH THE CHIEFS

HEIGHT: 6'0"
WEIGHT: 210 LBS
DRAFTED: CFA-21
BIRTHDAY: 1/8/98

SHANE BUECHELE'S NFL REGULAR SEASON PASSING STATISTICS

DATE	TEAM	GP	GS	ATT.	CMP.	PCT.	YDS	AVG.	TD	INT.	LG	SK	LST	RATE
2021	Chiefs	0	0	0	0	0.0	0	0.0	0	0	0	0	0	0.0
2022	Chiefs	0	0	0	0	0.0	0	0.0	0	0	0	0	0	0.0
TOTALS		0	0	0	0	0.0	0	0.0	0	0	0	0	0	0.0

SHANE BUECHELE'S NFL REGULAR SEASON RUSHING STATISTICS

DATE	TEAM	NO.	YDS.	AVG.	LG	TD
2021	Chiefs	0	0	0.0	0	0
2022	Chiefs	0	0	0.0	0	0
TOTALS		0	0	0.0	0	0

SHANE BUECHELE'S NFL REGULAR SEASON PASSING/RUSHING STATISTICS

DATE	TEAM	GP	GS	PASSING										RUSHING					
				ATT.	CMP.	PCT.	YDS	AVG.	TD	INT.	LG	SK	LST	RATE	NO.	YDS.	AVG.	LG	TD
2021	Chiefs	0	0	0	0	0.0	0	0.0	0	0	0	0	0	0.0	0	0	0.0	0	0
2022	Chiefs	0	0	0	0	0.0	0	0.0	0	0	0	0	0	0.0	0	0	0.0	0	0
TOTALS		0	0	0	0	0.0	0	0.0	0	0	0	0	0	0.0	0	0	0.0	0	0

2022 GAME-BY-GAME REGULAR-SEASON STATISTICS (CHIEFS)

DATE	OPPONENT	P/S	PASSING											RUSHING				W/L	SCORE	
			ATT	CMP	YDS	PCT	Y/A	Y/C	TD	INT	LG	SK/YD	RATE	ATT	YDS	LG	TD			
09/11	at Cardinals		INACTIVE															W	44-21	
2022 TOTALS		0-0	0	0	0	0.0	0.0	0.0	0	0	0	0/0	0.0	0	0	0	0	0	1-0	



UPDATED PLAYER BIOS



MICHAEL BURTON

FULLBACK #45
RUTGERS



8TH YEAR IN THE NFL

2ND YEAR WITH THE CHIEFS

HEIGHT: 5'11"
WEIGHT: 242 LBS
DRAFTED: FA-21
BIRTHDAY: 2/1/92

MICHAEL BURTON'S NFL REGULAR SEASON RUSHING/RECEIVING STATISTICS

DATE	TEAM	GP	GS	RUSHING					RECEIVING				
				NO.	YDS.	AVG.	LG	TD	NO.	YDS.	AVG.	LG	TD
2015	Lions	16	7	4	2	0.5	2	0	6	39	6.5	12	1
2016	Lions	15	0	0	0	0.0	0	0	0	0	0.0	0	0
2017	Bears	16	3	4	9	2.3	7	0	2	8	4.0	8	0
2018	Bears	8	1	0	0	0.0	0	0	1	6	6.0	6	0
2019	Redskins	10	2	0	0	0.0	0	0	0	0	0.0	0	0
2020	Saints	15	4	7	18	2.6	7	0	4	28	7.0	12	0
2021	Chiefs	16	0	8	26	3.3	7t	1	3	31	10.3	20	0
2022	Chiefs	1	0	0	0	0.0	0	0	0	0	0.0	0	0
NFL TOTALS		97	17	23	55	2.4	7T	1	16	112	7.0	20	1

MICHAEL BURTON'S NFL REGULAR SEASON RETURN STATISTICS

DATE	TEAM	KICKOFF RETURNS					PUNT RETURNS					
		RET.	YDS.	AVG.	LG	TD	NO.	FC	YDS.	AVG.	LG	TD
2015	Lions	0	0	0.0	0	0	0	0	0	0.0	0	0
2016	Lions	0	0	0.0	0	0	0	0	0	0.0	0	0
2017	Bears	0	0	0.0	0	0	0	0	0	0.0	0	0
2018	Bears	0	0	0.0	0	0	0	0	0	0.0	0	0
2019	Redskins	0	0	0.0	0	0	0	0	0	0.0	0	0
2020	Saints	1	10	10.0	10	0	0	0	0	0.0	0	0
2021	Chiefs	2	21	10.5	12	0	0	0	0	0.0	0	0
2022	Chiefs	0	0	0.0	0	0	0	0	0	0.0	0	0
NFL TOTALS		3	31	10.3	12	0	0	0	0	0.0	0	0

2022 GAME-BY-GAME REGULAR-SEASON STATISTICS (CHIEFS)

DATE	OPPONENT	P/S	RUSHING					RECEIVING					W/L	SCORE	
			NO.	YDS.	AVG.	LG	TD	NO.	YDS.	AVG.	LG	TD			
09/11	at Cardinals	P	0	0	0.0	0	0	0	0	0.0	0	0	0	W	44-21
2022 TOTALS		1-0	0	0	0.0	0	0	0	0	0.0	0	0	0	1-0	



UPDATED PLAYER BIOS

HARRISON BUTKER'S NFL REGULAR SEASON KICKING STATISTICS

DATE	TEAM	GP	FGM	FGA	PCT.	LG	XP	XPA	PCT.	BLK	PTS
2017	Panthers	0	0	0	0.0	0	0	0	0.0	0	0
Went from Carolina to Kansas City .											
2017	Chiefs	13	38	42	90.5	53	28	28	100.0	0	142
2017	TOTAL	13	38	42	90.5	53	28	28	100.0	0	142
2018	Chiefs	16	24	27	88.9	54	65	69	94.2	0	137
2019	Chiefs	16	34	38	89.5	56	45	48	93.8	1	147
2020	Chiefs	16	25	27	92.6	58	48	54	88.9	0	123
2021	Chiefs	16	25	28	89.3	56	47	49	95.9	0	122
2022	Chiefs	1	1	1	100.0	54	4	4	100.0	0	7
NFL TOTALS		78	147	163	90.2	58	237	252	94.0	1	678

HARRISON BUTKER'S NFL REGULAR SEASON FIELD-GOAL ACCURACY STATISTICS

DATE	TEAM	1-19	PCT.	20-29	PCT.	30-39	PCT.	40-49	PCT.	50+	PCT.
2017	Panthers	0-0	0.0	0-0	0.0	0-0	0.0	0-0	0.0	0-0	0.0
Went from Carolina to Kansas City .											
2017	Chiefs	0-0	0.0	8-8	100.0	16-17	94.1	10-12	83.3	4-5	80.0
2017	TOTAL	0-0	0.0	8-8	100.0	16-17	94.1	10-12	83.3	4-5	80.0
2018	Chiefs	0-0	0.0	9-9	100.0	7-7	100.0	6-7	85.7	2-4	50.0
2019	Chiefs	0-0	0.0	9-9	100.0	9-10	90.0	13-13	100.0	3-6	50.0
2020	Chiefs	2-2	100.0	7-7	100.0	9-9	100.0	3-5	60.0	4-4	100.0
2021	Chiefs	0-0	0.0	3-3	100.0	11-11	100.0	4-5	80.0	7-9	77.8
2022	Chiefs	0-0	0.0	0-0	0.0	0-0	0.0	0-0	0.0	1-1	100.0
NFL TOTALS		2-2	100.0	36-36	100.0	52-54	96.3	36-42	85.7	21-29	72.4

2022 GAME-BY-GAME REGULAR-SEASON STATISTICS (CHIEFS)

DATE	OPPONENT	P	FIELD GOALS				EXTRA POINTS				W/L	SCORE	
			FGM	FGA	PCT	LG	XP	XPA	PCT	BLK			PTS
09/11	at Cardinals	P	1	1	100.0	54	4	4	100.0	0	7	W	44-21
2022 TOTALS		1	1	1	100.0	54	4	4	100.0	0	7	1-0	



**MIKE
CALIENDO**

OFFENSIVE LINEMAN #66
WESTERN MICHIGAN

ROOKIE

HEIGHT: 6'4"
WEIGHT: 301 LBS
DRAFTED: CFA-22
BIRTHDAY: 10/21/97



MIKE CALIENDO'S NFL REGULAR SEASON STATISTICS

DATE	TEAM	GP	GS
2022	Chiefs	0	0
NFL TOTALS		0	0

2022 GAME-BY-GAME REGULAR-SEASON STATISTICS (CHIEFS)

DATE	OPPONENT	P/S	W/L	SCORE
09/11	at Cardinals		W	44-21
2022 TOTALS		0-0	1-0	

UPDATED PLAYER BIOS

2022 GAME-BY-GAME REGULAR-SEASON STATISTICS (CHIEFS)

DATE	OPPONENT	P/S	W/L	SCORE
09/11	at Cardinals	P	W	44-21
2022 TOTALS			1-0	



COLE CHRISTIANSEN

LINEBACKER #48
ARMY



1ST YEAR IN THE NFL

1ST YEAR WITH THE CHIEFS

HEIGHT: 6'1"
WEIGHT: 230 LBS
DRAFTED: FA-22
BIRTHDAY: 7/30/97

COLE CHRISTIANSEN'S NFL REGULAR SEASON DEFENSIVE STATISTICS

DATE	TEAM	GP	GS	TACKLES							INTERCEPTIONS					O. FUMB				ST				MISC						
				TK	S	A	TFL	YDS	SK	YDS	QBH	NO	YDS	LG	TD	PD	FF	FR	TD	YDS	TK	S	A	FF	FR	S	A			
2020	Chargers	4	0	0	0	0	0	0	0	0.0	0.0	0	0	0	0	0	0	0	0	0	0	0	0	2	1	1	0	0	0	0
2021	Chargers	3	0	0	0	0	0	0	0	0.0	0.0	0	0	0	0	0	0	0	0	0	0	0	0	1	1	0	0	0	0	
2022	Chargers	0	0	0	0	0	0	0	0	0.0	0.0	0	0	0	0	0	0	0	0	0	0	0	0	0	0	0	0	0		
NFL TOTALS		7	0	0	0	0	0	0	0	0.0	0.0	0	0	0	0	0	0	0	0	0	0	0	3	2	1	0	0	0	0	

2022 GAME-BY-GAME REGULAR-SEASON STATISTICS (CHARGERS)

DATE	OPPONENT	P/S	TACKLES							INTERCEPTIONS					O. FUMB				ST				MISC		W/L	SCORE								
			TK	S	A	SK	YDS	TFL	YDS	QBH	NO	YDS	LG	TD	PD	FF	FR	TD	YDS	TK	S	A	FF	FR			S	A						
09/11	Raiders		DID NOT PLAY																												W	24-19		
2022 TOTALS			0	0	0	0	0	0	0	0	0	0	0	0	0	0	0	0	0	0	0	0	0	0	0	0	0	0	0	0	0	0	1-0	



FRANK CLARK

DEFENSIVE END #55
MICHIGAN



8TH YEAR IN THE NFL

4TH YEAR WITH THE CHIEFS

HEIGHT: 6'3"
WEIGHT: 272 LBS
DRAFTED: T (SEA)-19
BIRTHDAY: 6/14/93

UPDATED PLAYER BIOS



JERRION EALY

**WIDE RECEIVER/
RUNNING BACK #80**
MISSISSIPPI



ROOKIE

HEIGHT: 5'8"
WEIGHT: 187 LBS
DRAFTED: CFA-22
BIRTHDAY: 8/19/00

JERRION EALY'S NFL REGULAR SEASON RUSHING/RECEIVING STATISTICS

DATE	TEAM	GP	GS	RECEIVING					RUSHING				
				NO.	YDS.	AVG.	LG	TD	NO.	YDS.	AVG.	LG	TD
2022	Chiefs	0	0	0	0	0.0	0	0	0	0	0.0	0	0
NFL TOTALS		0	0	0	0	0.0	0	0	0	0	0.0	0	0

JERRION EALY'S NFL REGULAR SEASON RETURN STATISTICS

DATE	TEAM	KICKOFF RETURNS					PUNT RETURNS					
		RET.	YDS.	AVG.	LG	TD	NO.	FC	YDS.	AVG.	LG	TD
2022	Chiefs	0	0	0.0	0	0	0	0	0	0.0	0	0
NFL TOTALS		0	0	0.0	0	0	0	0	0	0.0	0	0

2022 GAME-BY-GAME REGULAR-SEASON STATISTICS (CHIEFS)

DATE	OPPONENT	P/S	RECEIVING					RUSHING					W/L	SCORE	
			NO.	YDS.	AVG.	LG	TD	NO.	YDS.	AVG.	LG	TD			
09/11	at Cardinals		PRACTICE SQUAD										W	44-21	
2022 TOTALS		0-0	0	0	0.0	0	0	0	0	0.0	0	0	0	1-0	



CLYDE EDWARDS-HELAIRE

RUNNING BACK #25
LSU



3RD YEAR IN THE NFL

3RD YEAR WITH THE CHIEFS

HEIGHT: 5'7"
WEIGHT: 207 LBS
DRAFTED: D1-20
BIRTHDAY: 4/11/99

UPDATED PLAYER BIOS

CLYDE EDWARDS-HELAIRE'S NFL REGULAR SEASON RUSHING/RECEIVING STATISTICS

DATE	TEAM	GP	GS	RUSHING					RECEIVING				
				NO.	YDS.	AVG.	LG	TD	NO.	YDS.	AVG.	LG	TD
2020	Chiefs	13	13	181	803	4.4	31	4	36	297	8.3	26	1
2021	Chiefs	10	10	119	517	4.3	17	4	19	129	6.8	29	2
2022	Chiefs	1	1	7	42	6.0	18	0	3	32	10.7	25	2
NFL TOTALS		24	24	307	1,362	4.4	31	8	58	458	7.9	29	5

2022 GAME-BY-GAME REGULAR-SEASON STATISTICS (CHIEFS)

DATE	OPPONENT	P/S	RUSHING					RECEIVING					W/L	SCORE
			NO.	YDS.	AVG.	LG	TD	NO.	YDS.	AVG.	LG	TD		
09/11	at Cardinals	S	7	42	6.0	18	0	3	32	10.7	25	2	W	44-21
2022 TOTALS		1-1	7	42	6.0	18	0	3	32	10.7	25	2	1-0	



RASHAD FENTON



CORNERBACK #27
SOUTH CAROLINA



4TH YEAR IN THE NFL

4TH YEAR WITH THE CHIEFS

HEIGHT: 5'11"
WEIGHT: 193 LBS
DRAFTED: D6A-19
BIRTHDAY: 2/17/97

RASHAD FENTON'S NFL REGULAR SEASON DEFENSIVE STATISTICS

DATE	TEAM	GP	GS	TACKLES							INTERCEPTIONS					O. FUMB				ST				MISC			
				TK	S	A	TFL	YDS	SK	YDS	QBH	NO	YDS	LG	TD	PD	FF	FR	TD	YDS	TK	S	A	FF	FR	S	A
2019	Chiefs	12	0	12	9	3	0	0	0.0	0.0	1	1	0	0	0	4	0	0	0	0	3	2	1	1	0	0	0
2020	Chiefs	16	3	34	27	7	1	1	0.0	0.0	0	1	31	31	0	7	0	0	0	0	1	0	1	0	0	0	0
2021	Chiefs	14	8	47	39	8	0	0	0.0	0.0	0	0	0	0	0	7	1	0	0	0	2	0	2	0	0	0	0
2022	Chiefs	1	1	5	4	1	0	0	0.0	0.0	0	0	0	0	0	1	0	0	0	0	0	0	0	0	0	0	0
NFL TOTALS		43	12	98	79	19	1	1	0.0	0.0	1	2	31	31	0	19	1	0	0	0	6	2	4	1	0	0	0

2022 GAME-BY-GAME REGULAR-SEASON STATISTICS (CHIEFS)

DATE	OPPONENT	P/S	TACKLES							INTERCEPTIONS					O. FUMB				ST				MISC				
			TK	S	A	SK	YDS	TFL	YDS	QBH	NO	YDS	LG	TD	PD	FF	FR	TD	YDS	TK	S	A	FF	FR	S	A	
09/11	at Cardinals	S	5	4	1	0.0	0.0	0	0	0	0	0	0	0	0	1	0	0	0	0	0	0	0	0	0	0	0
2022 TOTALS		1-1	5	4	1	0.0	0.0	0	0	0	0	0	0	0	1	0	0	0	0	0	0	0	0	0	0	0	1-0



UPDATED PLAYER BIOS



JODY FORTSON



TIGHT END #88
VALDOSTA STATE

2ND YEAR IN THE NFL

2ND YEAR WITH THE CHIEFS

HEIGHT: 6'4"
WEIGHT: 226 LBS
DRAFTED: CFA-19
BIRTHDAY: 12/7/95

JODY FORTSON'S NFL REGULAR SEASON RUSHING/RECEIVING STATISTICS

DATE	TEAM	GP	GS	RECEIVING					RUSHING				
				NO.	YDS.	AVG.	LG	TD	NO.	YDS.	AVG.	LG	TD
2019	Chiefs	0	0	0	0	0.0	0	0	0	0	0.0	0	0
2020	Chiefs	0	0	0	0	0.0	0	0	0	0	0.0	0	0
2021	Chiefs	6	0	5	47	9.4	27	2	0	0	0.0	0	0
2022	Chiefs	1	0	1	1	1.0	1t	1	0	0	0.0	0	0
NFL TOTALS		7	0	6	48	8.0	27	3	0	0	0.0	0	0

2022 GAME-BY-GAME REGULAR-SEASON STATISTICS (CHIEFS)

DATE	OPPONENT	P/S	RECEIVING					RUSHING					W/L	SCORE	
			NO.	YDS.	AVG.	LG	TD	NO.	YDS.	AVG.	LG	TD			
09/11	at Cardinals	P	1	1	1.0	1t	1	0	0	0.0	0	0	0	W	44-21
2022 TOTALS		1-0	1	1	1.0	1T	1	0	0	0.0	0	0	0	1-0	



DAURICE FOUNTAIN

WIDE RECEIVER #82
NORTHERN IOWA



4TH YEAR IN THE NFL

2ND YEAR WITH THE CHIEFS

HEIGHT: 6'2"
WEIGHT: 206 LBS
DRAFTED: FA-21
BIRTHDAY: 12/22/95

UPDATED PLAYER BIOS

DAURICE FOUNTAIN'S NFL REGULAR SEASON RUSHING/RECEIVING STATISTICS

DATE	TEAM	GP	GS	RECEIVING					RUSHING				
				NO.	YDS.	AVG.	LG	TD	NO.	YDS.	AVG.	LG	TD
2018	Colts	1	0	0	0	0.0	0	0	0	0	0.0	0	0
2019	Colts	0	0	0	0	0.0	0	0	0	0	0.0	0	0
2020	Colts	5	0	2	23	11.5	12	0	0	0	0.0	0	0
2021	Chiefs	2	0	0	0	0.0	0	0	0	0	0.0	0	0
2022	Chiefs	0	0	0	0	0.0	0	0	0	0	0.0	0	0
NFL TOTALS		8	0	2	23	11.5	12	0	0	0	0.0	0	0

2022 GAME-BY-GAME REGULAR-SEASON STATISTICS (CHIEFS)

DATE	OPPONENT	P/S	RECEIVING					RUSHING					W/L	SCORE	
			NO.	YDS.	AVG.	LG	TD	NO.	YDS.	AVG.	LG	TD			
09/11	at Cardinals		PRACTICE SQUAD											W	44-21
2022 TOTALS		0-0	0	0	0.0	0	0	0	0	0	0.0	0	0	1-0	



JORDAN FRANKS

TIGHT END #46
CENTRAL FLORIDA



2ND YEAR IN THE NFL

1ST YEAR WITH THE CHIEFS

HEIGHT: 6'4"
WEIGHT: 232 LBS
DRAFTED: FA-22
BIRTHDAY: 2/1/96

JORDAN FRANKS' NFL REGULAR SEASON RUSHING/RECEIVING STATISTICS

DATE	TEAM	GP	GS	RECEIVING					RUSHING				
				NO.	YDS.	AVG.	LG	TD	NO.	YDS.	AVG.	LG	TD
2018	Bengals	6	0	2	37	18.5	32	0	0	0	0.0	0	0
2019	Bengals	0	0	0	0	0.0	0	0	0	0	0.0	0	0
2020	Bengals	0	0	0	0	0.0	0	0	0	0	0.0	0	0
2020	Eagles	0	0	0	0	0.0	0	0	0	0	0.0	0	0
				Went from Cincinnati to Philadelphia.									
2020	Browns	0	0	0	0	0.0	0	0	0	0	0.0	0	0
				Went from Philadelphia to Cleveland.									
2020	TOTAL	0	0	0	0	0.0	0	0	0	0	0.0	0	0
2021	Browns	1	0	0	0	0.0	0	0	0	0	0.0	0	0
2022	Chiefs	0	0	0	0	0.0	0	0	0	0	0.0	0	0
NFL TOTALS		7	0	2	37	18.5	32	0	0	0	0.0	0	0



UPDATED PLAYER BIOS

JORDAN FRANKS' NFL REGULAR SEASON RETURN STATISTICS

DATE	TEAM	KICKOFF RETURNS					PUNT RETURNS					
		RET.	YDS.	AVG.	LG	TD	NO.	FC	YDS.	AVG.	LG	TD
2018	Bengals	0	0	0.0	0	0	0	0	0	0.0	0	0
2019	Bengals	0	0	0.0	0	0	0	0	0	0.0	0	0
2020	Bengals	0	0	0.0	0	0	0	0	0	0.0	0	0
2020	Eagles	0	0	0.0	0	0	0	0	0	0.0	0	0
Went from Cincinnati to Philadelphia.												
Went from Philadelphia to Cleveland.												
2020	Browns	0	0	0.0	0	0	0	0	0	0.0	0	0
2020	TOTAL	0	0	0.0	0	0	0	0	0	0.0	0	0
2021	Browns	0	0	0.0	0	0	0	0	0	0.0	0	0
2022	Chiefs	0	0	0.0	0	0	0	0	0	0.0	0	0
NFL TOTALS		0	0	0.0	0	0	0	0	0	0.0	0	0

2022 GAME-BY-GAME REGULAR-SEASON STATISTICS (CHIEFS)

DATE	OPPONENT	P/S	RECEIVING					RUSHING					W/L	SCORE	
			NO.	YDS.	AVG.	LG	TD	NO.	YDS.	AVG.	LG	TD			
09/11	at Cardinals		PRACTICE SQUAD											W	44-21
2022 TOTALS		0-0	0	0	0.0	0	0	0	0	0.0	0	0	0	1-0	



WILLIE GAY

LINEBACKER #50
MISSISSIPPI STATE



3RD YEAR IN THE NFL

3RD YEAR WITH THE CHIEFS

HEIGHT: 6'1"
WEIGHT: 243 LBS
DRAFTED: D2-20
BIRTHDAY: 2/15/98

WILLIE GAY'S NFL REGULAR SEASON DEFENSIVE STATISTICS

DATE	TEAM	GP	GS	TACKLES							INTERCEPTIONS					O. FUMB				ST				MISC			
				TK	S	A	TFL	YDS	SK	YDS	QBH	NO	YDS	LG	TD	PD	FF	FR	TD	YDS	TK	S	A	FF	FR	S	A
2020	Chiefs	16	8	37	27	10	3	9	1.0	1.0	1	0	0	0	0	3	1	0	0	0	2	2	0	0	0	0	0
2021	Chiefs	12	11	48	26	22	1	0	0.5	3.5	1	2	14	13	0	4	0	0	0	0	0	0	0	0	0	0	
2022	Chiefs	1	1	4	2	2	0	0	0.0	0.0	0	0	0	0	0	0	0	0	0	0	0	0	0	0	0	0	
NFL TOTALS		29	20	89	55	34	4	9	1.5	4.5	2	2	14	13	0	7	1	0	0	0	2	2	0	0	0	0	0

2022 GAME-BY-GAME REGULAR-SEASON STATISTICS (CHIEFS)

DATE	OPPONENT	P/S	TACKLES							INTERCEPTIONS					O. FUMB				ST				MISC		W/L	SCORE				
			TK	S	A	SK	YDS	TFL	YDS	QBH	NO	YDS	LG	TD	PD	FF	FR	TD	YDS	TK	S	A	FF	FR			S	A		
09/11	at Cardinals	S	4	2	2	0.0	0.0	0	0	0	0	0	0	0	0	0	0	0	0	0	0	0	0	0	0	0	0	0	W	44-21
2022 TOTALS		1-1	4	2	2	0.0	0.0	0	0	0	0	0	0	0	0	0	0	0	0	0	0	0	0	0	0	0	0	1-0		



UPDATED PLAYER BIOS



NOAH GRAY

TIGHT END #83
DUKE



2ND YEAR IN THE NFL

2ND YEAR WITH THE CHIEFS

HEIGHT: 6'3"
WEIGHT: 240 LBS
DRAFTED: D5A-21
BIRTHDAY: 4/30/99

NOAH GRAY'S NFL REGULAR SEASON RUSHING/RECEIVING STATISTICS

DATE	TEAM	GP	GS	RECEIVING					RUSHING				
				NO.	YDS.	AVG.	LG	TD	NO.	YDS.	AVG.	LG	TD
2021	Chiefs	16	1	7	36	5.1	8	1	0	0	0.0	0	0
2022	Chiefs	1	0	1	10	10.0	10	0	0	0	0.0	0	0
NFL TOTALS		17	1	8	46	5.8	10	1	0	0	0.0	0	0

NOAH GRAY'S NFL REGULAR SEASON RETURN STATISTICS

DATE	TEAM	KICKOFF RETURNS					PUNT RETURNS					
		RET.	YDS.	AVG.	LG	TD	NO.	FC	YDS.	AVG.	LG	TD
2021	Chiefs	0	0	0.0	0	0	0	0	0	0.0	0	0
2022	Chiefs	0	0	0.0	0	0	0	0	0	0.0	0	0
NFL TOTALS		0	0	0.0	0	0	0	0	0	0.0	0	0

2022 GAME-BY-GAME REGULAR-SEASON STATISTICS (CHIEFS)

DATE	OPPONENT	P/S	RECEIVING					RUSHING					W/L	SCORE	
			NO.	YDS.	AVG.	LG	TD	NO.	YDS.	AVG.	LG	TD			
09/11	at Cardinals	P	1	10	10.0	10	0	0	0	0.0	0	0	0	W	44-21
2022 TOTALS		1-0	1	10	10.0	10	0	0	0	0.0	0	0	0	1-0	



MECOLE HARDMAN

WIDE RECEIVER #17
GEORGIA



4TH YEAR IN THE NFL

4TH YEAR WITH THE CHIEFS

HEIGHT: 5'10"
WEIGHT: 187 LBS
DRAFTED: D2A-19
BIRTHDAY: 3/12/98



UPDATED PLAYER BIOS

MECOLE HARDMAN'S NFL REGULAR SEASON RUSHING/RECEIVING STATISTICS

DATE	TEAM	GP	GS	RECEIVING					RUSHING				
				NO.	YDS.	AVG.	LG	TD	NO.	YDS.	AVG.	LG	TD
2019	Chiefs	16	5	26	538	20.7	83t	6	4	17	4.3	9	0
2020	Chiefs	16	8	41	560	13.7	49t	4	4	31	7.8	20	0
2021	Chiefs	17	8	59	693	11.7	53	2	8	46	5.8	24	0
2022	Chiefs	1	1	3	16	5.3	8	1	0	0	0.0	0	0
NFL TOTALS		50	22	129	1,807	14.0	83T	13	16	94	5.9	24	0

MECOLE HARDMAN'S NFL REGULAR SEASON RETURN STATISTICS

DATE	TEAM	KICKOFF RETURNS					PUNT RETURNS					
		RET.	YDS.	AVG.	LG	TD	NO.	FC	YDS.	AVG.	LG	TD
2019	Chiefs	27	704	26.1	104t	1	18	6	167	9.3	36	0
2020	Chiefs	9	184	20.4	31	0	25	13	176	7.0	67t	1
2021	Chiefs	2	35	17.5	20	0	13	5	157	12.1	31	0
2022	Chiefs	0	0	0.0	0	0	1	0	3	3.0	3	0
NFL TOTALS		38	923	24.3	104T	1	57	24	503	8.8	67T	1

2022 GAME-BY-GAME REGULAR-SEASON STATISTICS (CHIEFS)

DATE	OPPONENT	P/S	RECEIVING					RUSHING					W/L	SCORE	
			NO.	YDS.	AVG.	LG	TD	NO.	YDS.	AVG.	LG	TD			
09/11	at Cardinals	S	3	16	5.3	8	1	0	0	0.0	0	0	0	W	44-21
2022 TOTALS		1-1	3	16	5.3	8	1	0	0	0.0	0	0	0	1-0	



DARIUS HARRIS



LINEBACKER #47
MIDDLE TENNESSEE STATE



3RD YEAR IN THE NFL

3RD YEAR WITH THE CHIEFS

HEIGHT: 6'2"
WEIGHT: 232 LBS
DRAFTED: CFA-19
BIRTHDAY: 1/17/96

DARIUS HARRIS' NFL REGULAR SEASON DEFENSIVE STATISTICS

DATE	TEAM	GP	GS	TACKLES							INTERCEPTIONS					O. FUMB				ST			MISC				
				TK	S	A	TFL	YDS	SK	YDS	QBH	NO	YDS	LG	TD	PD	FF	FR	TD	YDS	TK	S	A	FF	FR	S	A
2019	Chiefs	0	0	0	0	0	0	0	0	0.0	0.0	0	0	0	0	0	0	0	0	0	0	0	0	0	0	0	0
2020	Chiefs	4	2	14	11	3	0	0	0.0	0.0	0	0	0	0	0	1	0	1	0	15	0	0	0	0	0	0	0
2021	Chiefs	7	0	0	0	0	0	0	0.0	0.0	0	0	0	0	0	0	0	0	0	0	1	1	0	0	0	0	0
2022	Chiefs	1	0	1	1	0	0	0	0.0	0.0	0	0	0	0	0	0	0	0	0	0	0	0	0	0	0	0	0
NFL TOTALS		12	2	15	12	3	0	0	0.0	0.0	0	0	0	0	1	0	1	0	15	1	1	0	0	0	0	0	0

2022 GAME-BY-GAME REGULAR-SEASON STATISTICS (CHIEFS)

DATE	OPPONENT	P/S	TACKLES							INTERCEPTIONS					O. FUMB				ST			MISC			W/L	SCORE				
			TK	S	A	SK	YDS	TFL	YDS	QBH	NO	YDS	LG	TD	PD	FF	FR	TD	YDS	TK	S	A	FF	FR			S	A		
09/11	at Cardinals	P	1	1	0	0.0	0.0	0	0	0	0	0	0	0	0	0	0	0	0	0	0	0	0	0	0	0	0	0	W	44-21
2022 TOTALS		1-0	1	1	0	0.0	0.0	0	0	0	0	0	0	0	0	0	0	0	0	0	0	0	0	0	0	0	0	1-0		



UPDATED PLAYER BIOS



CHAD HENNE



QUARTERBACK #4
MICHIGAN

15TH YEAR IN
THE NFL

5TH YEAR WITH
THE CHIEFS

HEIGHT: 6'3"
WEIGHT: 230 LBS
DRAFTED: UFA-18
BIRTHDAY: 2/7/85

CHAD HENNE'S NFL REGULAR SEASON PASSING STATISTICS

DATE	TEAM	GP	GS	ATT.	CMP.	PCT.	YDS	AVG.	TD	INT.	LG	SK	LST	RATE
2008	Dolphins	3	0	12	7	58.3	67	5.6	0	0	19	0	0	74.0
2009	Dolphins	14	13	451	274	60.8	2,878	6.4	12	14	67	26	176	75.2
2010	Dolphins	15	14	490	301	61.4	3,301	6.7	15	19	57t	30	178	75.4
2011	Dolphins	4	4	112	64	57.1	868	7.8	4	4	41	11	67	79.0
2012	Jaguars	10	6	308	166	53.9	2,084	6.8	11	11	81t	28	169	72.2
2013	Jaguars	15	13	503	305	60.6	3,241	6.4	13	14	62t	38	243	76.5
2014	Jaguars	3	3	78	42	53.8	492	6.3	3	1	63t	16	105	80.7
2015	Jaguars	0	0	0	0	0.0	0	0.0	0	0	0	0	0	0.0
2016	Jaguars	1	0	0	0	0.0	0	0.0	0	0	0	0	0	0.0
2017	Jaguars	2	0	2	0	0.0	0	0.0	0	0	0	0	0	39.6
2018	Chiefs	1	0	3	2	66.7	29	9.7	0	0	22	0	0	97.9
2019	Chiefs	0	0	0	0	0.0	0	0.0	0	0	0	0	0	0.0
2020	Chiefs	3	1	38	28	73.7	248	6.5	2	0	37	2	4	108.2
2021	Chiefs	4	0	16	11	68.8	82	5.1	0	0	17	0	0	80.7
2022	Chiefs	1	0	0	0	0.0	0	0.0	0	0	0	0	0	0.0
TOTALS		76	54	2,013	1,200	59.6	13,290	6.6	60	63	81T	151	942	76.2

CHAD HENNE'S NFL REGULAR SEASON RUSHING STATISTICS

DATE	TEAM	NO.	YDS.	AVG.	LG	TD
2008	Dolphins	0	0	0.0	0	0
2009	Dolphins	16	32	2.0	12	1
2010	Dolphins	35	52	1.5	10	0
2011	Dolphins	15	112	7.5	20	1
2012	Jaguars	19	64	3.4	15	1
2013	Jaguars	27	77	2.9	14	0
2014	Jaguars	4	25	6.3	12	0
2015	Jaguars	0	0	0.0	0	0
2016	Jaguars	1	-2	-2.0	0	0
2017	Jaguars	5	-5	-1.0	0	0
2018	Chiefs	1	3	3.0	3	0
2019	Chiefs	0	0	0.0	0	0
2020	Chiefs	7	-2	-0.3	1t	1
2021	Chiefs	8	0	0.0	4	0
2022	Chiefs	0	0	0.0	0	0
TOTALS		138	356	2.6	20	4

2022 GAME-BY-GAME REGULAR-SEASON STATISTICS (CHIEFS)

DATE	OPPONENT	P/S	PASSING											RUSHING					W/L	SCORE		
			ATT	CMP	YDS	PCT	Y/A	Y/C	TD	INT	LG	SK/YD	RATE	ATT	YDS	LG	TD					
09/11	at Cardinals	P	0	0	0	0.0	0.0	0.0	0	0	0	0/0	0.0	0	0	0	0	0	0	0	W	44-21
2022 TOTALS		1-0	0	0	0	0.0	0.0	0.0	0	0	0	0/0	0.0	0	0	0	0	0	0	1-0		



UPDATED PLAYER BIOS

CHRIS JONES' NFL REGULAR SEASON DEFENSIVE STATISTICS

DATE	TEAM	GP	GS	TACKLES							INTERCEPTIONS						O. FUMB			ST				MISC				
				TK	S	A	TFL	YDS	SK	YDS	QBH	NO	YDS	LG	TD	PD	FF	FR	TD	YDS	TK	S	A	FF	FR	S	A	
2016	Chiefs	16	11	28	17	11	5	26	2.0	19.0	10	0	0	0	0	4	0	0	0	0	0	0	0	0	0	0	0	0
2017	Chiefs	16	7	32	22	10	5	24	6.5	42.0	13	1	-3	0	0	7	4	0	0	0	0	0	0	0	0	0	0	0
2018	Chiefs	16	11	40	35	5	19	112	15.5	122.0	29	1	20	20t	1	5	2	0	0	0	0	0	0	0	0	0	0	0
2019	Chiefs	13	12	36	23	13	8	63	9.0	75.0	20	0	0	0	0	4	1	1	0	12	0	0	0	0	0	0	0	0
2020	Chiefs	15	14	36	23	13	3	17	7.5	28.0	28	0	0	0	0	4	2	0	0	0	0	0	0	0	0	0	0	0
2021	Chiefs	14	14	27	18	9	8	53	9.0	65.5	17	0	0	0	0	5	1	1	0	-2	0	0	0	0	0	0	0	0
2022	Chiefs	1	1	1	1	0	0	0	0.0	0.0	0	0	0	0	0	1	1	0	0	0	0	0	0	0	0	0	0	0
NFL TOTALS		91	70	200	139	61	48	295	49.5	351.5	117	2	17	20T	1	30	11	2	0	10	0	0	0	0	0	0	0	0

2022 GAME-BY-GAME REGULAR-SEASON STATISTICS (CHIEFS)

DATE	OPPONENT	P/S	TACKLES							INTERCEPTIONS						O. FUMB			ST				MISC		W/L	SCORE				
			TK	S	A	SK	YDS	TFL	YDS	QBH	NO	YDS	LG	TD	PD	FF	FR	TD	YDS	TK	S	A	FF	FR			S	A		
09/11	at Cardinals	S	1	1	0	0.0	0.0	0	0	0	0	0	0	0	0	1	1	0	0	0	0	0	0	0	0	0	0	0	W	44-21
2022 TOTALS		1-1	1	1	0	0.0	0.0	0	0	0	0	0	0	0	1	1	0	0	0	0	0	0	0	0	0	0	0	1-0		



RONALD JONES II



RUNNING BACK #2
USC

5TH YEAR IN THE NFL

1ST YEAR WITH THE CHIEFS

HEIGHT: 5'11"
WEIGHT: 205 LBS
DRAFTED: FA-22
BIRTHDAY: 8/3/97

RONALD JONES II'S NFL REGULAR SEASON RUSHING/RECEIVING STATISTICS

DATE	TEAM	GP	GS	RUSHING					RECEIVING				
				NO.	YDS.	AVG.	LG	TD	NO.	YDS.	AVG.	LG	TD
2018	Buccaneers	9	0	23	44	1.9	9	1	7	33	4.7	15	0
2019	Buccaneers	16	9	172	724	4.2	49	6	31	309	10.0	41	0
2020	Buccaneers	14	13	192	978	5.1	98t	7	28	165	5.9	37t	1
2021	Buccaneers	16	3	101	428	4.2	30	4	10	64	6.4	15	0
2022	Chiefs	0	0	0	0	0.0	0	0	0	0	0.0	0	0
NFL TOTALS		55	25	488	2,174	4.5	98T	18	76	571	7.5	41	1

RONALD JONES II'S NFL REGULAR SEASON RETURN STATISTICS

DATE	TEAM	KICKOFF RETURNS					PUNT RETURNS					
		RET.	YDS.	AVG.	LG	TD	NO.	FC	YDS.	AVG.	LG	TD
2018	Buccaneers	0	0	0.0	0	0	0	0	0	0.0	0	0
2019	Buccaneers	0	0	0.0	0	0	0	0	0	0.0	0	0
2020	Buccaneers	0	0	0.0	0	0	0	0	0	0.0	0	0
2021	Buccaneers	0	0	0.0	0	0	0	0	0	0.0	0	0
2022	Chiefs	0	0	0.0	0	0	0	0	0	0.0	0	0
NFL TOTALS		0	0	0.0	0	0	0	0	0	0.0	0	0

2022 GAME-BY-GAME REGULAR-SEASON STATISTICS (CHIEFS)

DATE	OPPONENT	P/S	RUSHING					RECEIVING					W/L	SCORE	
			NO.	YDS.	AVG.	LG	TD	NO.	YDS.	AVG.	LG	TD			
09/11	at Cardinals													W	44-21
2022 TOTALS		0-0	0	0	0.0	0	0	0	0	0.0	0	0	0	1-0	



UPDATED PLAYER BIOS

2022 GAME-BY-GAME REGULAR-SEASON STATISTICS (CHIEFS)

DATE	OPPONENT	P/S	PASSING											RUSHING				W/L	SCORE	
			ATT	CMP	YDS	PCT	Y/A	Y/C	TD	INT	LG	SK/YD	RATE	ATT	YDS	LG	TD			
09/11	at Cardinals	5	0	0	0	0.0	0.0	0.0	0	0	0	0/0	0.0	0	0	0	0	0	W	44-21
2022 TOTALS		1-1	0	0	0	0.0	0.0	0.0	0	0	0	0/0	0.0	0	0	0	0	1-0		



DARIAN KINNARD

TACKLE #75
KENTUCKY

ROOKIE

HEIGHT: 6'5"
WEIGHT: 322 LBS
DRAFTED: D5-22
BIRTHDAY: 12/29/99



DARIAN KINNARD'S NFL REGULAR SEASON STATISTICS

DATE	TEAM	GP	GS
2022	Chiefs	0	0
NFL TOTALS		0	0

2022 GAME-BY-GAME REGULAR-SEASON STATISTICS (CHIEFS)

DATE	OPPONENT	P/S	W/L	SCORE
09/11	at Cardinals		INACTIVE	44-21
2022 TOTALS		0-0	1-0	



CHRIS LAMMONS

CORNERBACK #29
SOUTH CAROLINA

3RD YEAR IN THE NFL

4TH YEAR WITH THE CHIEFS

HEIGHT: 5'9"
WEIGHT: 194 LBS
DRAFTED: FA-22
BIRTHDAY: 1/31/96



UPDATED PLAYER BIOS



PATRICK MAHOMES

18 19 20 21 18 P 20 P
PRO BOWL PRO BOWL PRO BOWL PRO BOWL 1ST TEAM 2ND TEAM



QUARTERBACK #15
TEXAS TECH

6TH YEAR IN THE NFL

6TH YEAR WITH THE CHIEFS

HEIGHT: 6'2"
WEIGHT: 225 LBS
DRAFTED: D1-17
BIRTHDAY: 9/17/95

PATRICK MAHOMES' NFL REGULAR SEASON PASSING STATISTICS

DATE	TEAM	GP	GS	ATT.	CMP.	PCT.	YDS	AVG.	TD	INT.	LG	SK	LST	RATE
2017	Chiefs	1	1	35	22	62.9	284	8.1	0	1	51	2	15	76.4
2018	Chiefs	16	16	580	383	66.0	5,097	8.8	50	12	89t	26	171	113.8
2019	Chiefs	14	14	484	319	65.9	4,031	8.3	26	5	83t	17	127	105.3
2020	Chiefs	15	15	588	390	66.3	4,740	8.1	38	6	75t	22	147	108.2
2021	Chiefs	17	17	658	436	66.3	4,839	7.4	37	13	75t	28	146	98.5
2022	Chiefs	1	1	39	30	76.9	360	9.2	5	0	35	0	0	144.2
TOTALS		64	64	2,384	1,580	66.3	19,351	8.1	156	37	89T	95	606	106.5

PATRICK MAHOMES' NFL REGULAR SEASON RUSHING STATISTICS

DATE	TEAM	NO.	YDS.	AVG.	LG	TD
2017	Chiefs	7	10	1.4	5	0
2018	Chiefs	60	272	4.5	28	2
2019	Chiefs	43	218	5.1	25	2
2020	Chiefs	62	308	5.0	24	2
2021	Chiefs	66	381	5.8	32	2
2022	Chiefs	3	5	1.7	4	0
TOTALS		241	1,194	5.0	32	8

2022 GAME-BY-GAME REGULAR-SEASON STATISTICS (CHIEFS)

DATE	OPPONENT	P/S	PASSING											RUSHING				W/L	SCORE
			ATT	CMP	YDS	PCT	Y/A	Y/C	TD	INT	LG	SK/YD	RATE	ATT	YDS	LG	TD		
09/11	at Cardinals	S	39	30	360	76.9	9.2	12.0	5	0	35	0/0	144.2	3	5	4	0	W	44-21
2022 TOTALS		1-1	39	30	360	76.9	9.2	12.0	5	0	35	0/0	144.2	3	5	4	0	1-0	



UPDATED PLAYER BIOS

300-YARD PASSING GAMES (32): REGULAR SEASON

DATE	TEAM	NO.	YDS.	AVG.	LG	TD
09/16/18	at Steelers	23	326	14.2	40	6
09/23/18	49ERS	24	314	13.1	42	3
10/01/18	at Broncos	28	304	10.9	35	1
10/07/18	JAGUARS	22	313	14.2	40	0
10/14/18	at Patriots	23	352	15.3	75t	4
10/21/18	BENGALS	28	358	12.8	50	4
10/28/18	BRONCOS	24	303	12.6	40	4
11/04/18	at Browns	23	375	16.3	50t	3
11/19/18	at Rams	33	478	14.5	73t	6
12/09/18	RAVENS	35	377	10.8	48	2
09/08/19	at Jaguars	25	378	15.1	68t	3
09/15/19	at Raiders	30	443	14.8	44t	4
09/22/19	RAVENS	27	374	13.9	83t	3
09/29/19	at Lions	24	315	13.1	33	0
10/06/19	COLTS	22	321	14.6	31	1
11/10/19	at Titans	36	446	12.4	63t	3
12/15/19	BRONCOS	27	340	12.6	41t	2
09/20/20	at Chargers	27	302	11.2	54t	2
09/28/20	at Ravens	31	385	12.4	49t	4
10/11/20	RAIDERS	22	340	15.5	37	2
11/01/20	JETS	31	416	13.4	41t	5
11/08/20	PANTHERS	30	372	12.4	44	4
11/22/20	at Raiders	34	348	10.2	22t	2
11/29/20	at Buccaneers	37	462	12.5	75t	3
12/06/20	BRONCOS	25	318	12.7	30	1
12/13/20	at Dolphins	24	393	16.4	44t	2
09/12/21	BROWNS	27	337	12.5	75t	3
09/19/21	at Ravens	24	343	14.3	46t	3
10/17/21	at Commanders	32	397	12.4	49	2
11/14/21	at Raiders	35	406	11.6	38t	5
12/16/21	at Chargers	31	410	13.2	69	3
09/11/22	at Cardinals	30	360	12.0	35	5

300-YARD PASSING GAMES (4): POSTSEASON

DATE	TEAM	NO.	YDS.	AVG.	LG	TD
01/12/20	TEXANS	23	321	14.0	48	5
01/24/21	BILLS	29	325	11.2	71	3
01/16/22	STEELERS	30	404	13.5	48t	5
01/23/22	BILLS	33	378	11.5	64t	3




**TRENT
MCDUFFIE**

**CORNERBACK #21
WASHINGTON**

ROOKIE

HEIGHT: 5'11"
WEIGHT: 193 LBS
DRAFTED: D1A-22
BIRTHDAY: 9/13/00



UPDATED PLAYER BIOS

2022 GAME-BY-GAME REGULAR-SEASON STATISTICS (CHIEFS)

DATE	OPPONENT	P/S	RUSHING					RECEIVING					W/L	SCORE	
			NO.	YDS.	AVG.	LG	TD	NO.	YDS.	AVG.	LG	TD			
09/11	at Cardinals	P	4	22	5.5	18	0	3	27	9.0	18	0	0	W	44-21
2022 TOTALS		1-0	4	22	5.5	18	0	3	27	9.0	18	0	0	1-0	



SKYY MOORE

WIDE RECEIVER #24
WESTERN MICHIGAN

ROOKIE

HEIGHT: 5'10"
WEIGHT: 195 LBS
DRAFTED: D2A-22
BIRTHDAY: 9/10/00



SKYY MOORE'S NFL REGULAR SEASON RUSHING/RECEIVING STATISTICS

DATE	TEAM	GP	GS	RECEIVING					RUSHING				
				NO.	YDS.	AVG.	LG	TD	NO.	YDS.	AVG.	LG	TD
2022	Chiefs	1	0	1	30	30.0	30	0	0	0	0.0	0	0
NFL TOTALS		1	0	1	30	30.0	30	0	0	0	0.0	0	0

SKYY MOORE'S NFL REGULAR SEASON RETURN STATISTICS

DATE	TEAM	KICKOFF RETURNS					PUNT RETURNS					
		RET.	YDS.	AVG.	LG	TD	NO.	FC	YDS.	AVG.	LG	TD
2022	Chiefs	1	23	23.0	23	0	4	0	41	10.3	15	0
NFL TOTALS		1	23	23.0	23	0	4	0	41	10.3	15	0

2022 GAME-BY-GAME REGULAR-SEASON STATISTICS (CHIEFS)

DATE	OPPONENT	P/S	RECEIVING					RUSHING					W/L	SCORE	
			NO.	YDS.	AVG.	LG	TD	NO.	YDS.	AVG.	LG	TD			
09/11	at Cardinals	P	1	30	30.0	30	0	0	0	0.0	0	0	0	W	44-21
2022 TOTALS		1-0	1	30	30.0	30	0	0	0	0.0	0	0	0	1-0	

UPDATED PLAYER BIOS

CHRIS OLADOKUN'S NFL REGULAR SEASON RUSHING STATISTICS

DATE	TEAM	NO.	YDS.	AVG.	LG	TD
2022	Steelers	0	0	0.0	0	0
TOTALS		0	0	0.0	0	0

CHRIS OLADOKUN'S NFL REGULAR SEASON PASSING/RUSHING STATISTICS

DATE	TEAM	GP	GS	PASSING										RUSHING								
				ATT.	CMP.	PCT.	YDS	AVG.	TD	INT.	LG	SK	LST	RATE	NO.	YDS.	AVG.	LG	TD			
2022	Steelers	0	0	0	0	0.0	0	0.0	0	0	0	0	0	0	0	0	0	0.0	0	0	0	0
TOTALS		0	0	0	0	0.0	0	0.0	0	0	0	0	0	0	0	0	0	0.0	0	0	0	0



ISIAH PACHECO

RUNNING BACK #10
RUTGERS

ROOKIE

HEIGHT: 5'10"
WEIGHT: 216 LBS
DRAFTED: D7B-22
BIRTHDAY: 3/2/99



ISIAH PACHECO'S NFL REGULAR SEASON RUSHING/RECEIVING STATISTICS

DATE	TEAM	GP	GS	RUSHING					RECEIVING				
				NO.	YDS.	AVG.	LG	TD	NO.	YDS.	AVG.	LG	TD
2022	Chiefs	1	0	12	62	5.2	22	1	0	0	0.0	0	0
NFL TOTALS		1	0	12	62	5.2	22	1	0	0	0.0	0	0

ISIAH PACHECO'S NFL REGULAR SEASON RETURN STATISTICS

DATE	TEAM	KICKOFF RETURNS					PUNT RETURNS					
		RET.	YDS.	AVG.	LG	TD	NO.	FC	YDS.	AVG.	LG	TD
2022	Chiefs	1	22	22.0	22	0	0	0	0	0.0	0	0
NFL TOTALS		1	22	22.0	22	0	0	0	0	0.0	0	0

2022 GAME-BY-GAME REGULAR-SEASON STATISTICS (CHIEFS)

DATE	OPPONENT	P/S	RUSHING					RECEIVING					W/L	SCORE	
			NO.	YDS.	AVG.	LG	TD	NO.	YDS.	AVG.	LG	TD			
09/11	at Cardinals	P	12	62	5.2	22	1	0	0	0.0	0	0	0	W	44-21
2022 TOTALS		1-0	12	62	5.2	22	1	0	0	0.0	0	0	0	1-0	

UPDATED PLAYER BIOS



CORNELL POWELL

WIDE RECEIVER #14
CLEMSON



1ST YEAR IN THE NFL

1ST YEAR WITH THE CHIEFS

HEIGHT: 6'0"
WEIGHT: 204 LBS
DRAFTED: D5B-21
BIRTHDAY: 10/30/97

CORNELL POWELL'S NFL REGULAR SEASON RUSHING/RECEIVING STATISTICS

DATE	TEAM	GP	GS	RECEIVING					RUSHING				
				NO.	YDS.	AVG.	LG	TD	NO.	YDS.	AVG.	LG	TD
2021	Chiefs	0	0	0	0	0.0	0	0	0	0	0.0	0	0
2022	Chiefs	0	0	0	0	0.0	0	0	0	0	0.0	0	0
NFL TOTALS		0	0	0	0	0.0	0	0	0	0	0.0	0	0

CORNELL POWELL'S NFL REGULAR SEASON RETURN STATISTICS

DATE	TEAM	KICKOFF RETURNS					PUNT RETURNS					
		RET.	YDS.	AVG.	LG	TD	NO.	FC	YDS.	AVG.	LG	TD
2021	Chiefs	0	0	0.0	0	0	0	0	0	0.0	0	0
2022	Chiefs	0	0	0.0	0	0	0	0	0	0.0	0	0
NFL TOTALS		0	0	0.0	0	0	0	0	0	0.0	0	0

2022 GAME-BY-GAME REGULAR-SEASON STATISTICS (CHIEFS)

DATE	OPPONENT	P/S	RECEIVING					RUSHING					W/L	SCORE	
			NO.	YDS.	AVG.	LG	TD	NO.	YDS.	AVG.	LG	TD			
09/11	at Cardinals		PRACTICE SQUAD										W	44-21	
2022 TOTALS		0-0	0	0	0.0	0	0	0	0	0.0	0	0	0	1-0	



JUSTIN REID

SAFETY #20
STANFORD



5TH YEAR IN THE NFL

1ST YEAR WITH THE CHIEFS

HEIGHT: 6'1"
WEIGHT: 207 LBS
DRAFTED: FA-22
BIRTHDAY: 2/15/97



UPDATED PLAYER BIOS

JUSTIN REID'S NFL REGULAR SEASON DEFENSIVE STATISTICS

DATE	TEAM	GP	GS	TACKLES							INTERCEPTIONS					O. FUMB					ST					MISC	
				TK	S	A	TFL	YDS	SK	YDS	QBH	NO	YDS	LG	TD	PD	FF	FR	TD	YDS	TK	S	A	FF	FR	S	A
2018	Texans	16	12	81	64	17	2	6	0.0	0.0	1	3	128	101t	1	10	1	2	0	1	7	6	1	0	0	0	0
2019	Texans	15	15	78	57	21	1	0	0.0	0.0	1	2	55	37	0	5	0	1	0	0	0	0	0	0	0	0	
2020	Texans	13	13	81	60	21	6	27	2.0	16.0	4	0	0	0	0	4	0	0	0	2	2	0	0	0	0	0	
2021	Texans	13	13	64	39	25	2	2	0.0	0.0	0	2	45	24	0	4	1	0	0	2	2	0	0	0	0	0	
2022	Chiefs	1	1	2	2	0	0	0	0.0	0.0	0	0	0	0	0	0	0	0	0	2	0	2	0	0	0	0	
NFL TOTALS		58	54	306	222	84	11	35	2.0	16.0	6	7	228	101T	1	23	2	3	0	1	13	10	3	0	0	0	

2022 GAME-BY-GAME REGULAR-SEASON STATISTICS (CHIEFS)

DATE	OPPONENT	P/S	TACKLES							INTERCEPTIONS					O. FUMB					ST					MISC		W/L	SCORE	
			TK	S	A	SK	YDS	TFL	YDS	QBH	NO	YDS	LG	TD	PD	FF	FR	TD	YDS	TK	S	A	FF	FR	S	A			
09/11	at Cardinals	S	2	2	0	0.0	0.0	0	0	0	0	0	0	0	0	0	0	0	0	2	0	2	0	0	0	0	0	W	44-21
2022 TOTALS		1-1	2	2	0	0.0	0.0	0	0	0	0	0	0	0	0	0	0	0	0	2	0	2	0	0	0	0	0	1-0	



AUSTIN REITER

CENTER #61
SOUTH FLORIDA



7TH YEAR IN THE NFL

4TH YEAR WITH THE CHIEFS

HEIGHT: 6'3"
WEIGHT: 301 LBS
DRAFTED: FA-22
BIRTHDAY: 11/27/91

AUSTIN REITER'S NFL REGULAR SEASON STATISTICS

DATE	TEAM	GP	GS
2015	Redskins	0	0
2016	Redskins	0	0
Went from Washington to Cleveland .			
2016	Browns	1	1
2016	TOTAL	1	1
2017	Browns	16	0
2018	Chiefs	11	4
2019	Chiefs	16	16
2020	Chiefs	15	12
2021	Saints	0	0
Went from New Orleans to Miami .			
2021	Dolphins	6	5
Went from Miami to L.A. Rams .			
2021	Rams	0	0
2021	TOTAL	6	5
2022	Chiefs	0	0
NFL TOTALS		65	38

2022 GAME-BY-GAME REGULAR-SEASON STATISTICS (CHIEFS)

DATE	OPPONENT	P/S	W/L	SCORE
09/11	at Cardinals		W	44-21
2022 TOTALS		0-0	1-0	



UPDATED PLAYER BIOS



JUJU SMITH-SCHUSTER

WIDE RECEIVER #9

USC



6TH YEAR IN THE NFL

1ST YEAR WITH THE CHIEFS

HEIGHT: 6'1"
WEIGHT: 215 LBS
DRAFTED: FA-22
BIRTHDAY: 11/22/96

JUJU SMITH-SCHUSTER'S NFL REGULAR SEASON RUSHING/RECEIVING STATISTICS

DATE	TEAM	GP	GS	RECEIVING					RUSHING				
				NO.	YDS.	AVG.	LG	TD	NO.	YDS.	AVG.	LG	TD
2017	Steelers	14	7	58	917	15.8	97t	7	0	0	0.0	0	0
2018	Steelers	16	13	111	1,426	12.8	97t	7	1	13	13.0	13	0
2019	Steelers	12	12	42	552	13.1	76t	3	0	0	0.0	0	0
2020	Steelers	16	14	97	831	8.6	31t	9	0	0	0.0	0	0
2021	Steelers	5	5	15	129	8.6	24	0	3	9	3.0	3t	1
2022	Chiefs	1	1	6	79	13.2	20	0	0	0	0.0	0	0
NFL TOTALS		64	52	329	3,934	12.0	97T	26	4	22	5.5	13	1

JUJU SMITH-SCHUSTER'S NFL REGULAR SEASON RETURN STATISTICS

DATE	TEAM	KICKOFF RETURNS					PUNT RETURNS					
		RET.	YDS.	AVG.	LG	TD	NO.	FC	YDS.	AVG.	LG	TD
2017	Steelers	9	240	26.7	96t	1	0	0	0	0.0	0	0
2018	Steelers	0	0	0.0	0	0	0	0	0	0.0	0	0
2019	Steelers	0	0	0.0	0	0	0	0	0	0.0	0	0
2020	Steelers	0	0	0.0	0	0	0	0	0	0.0	0	0
2021	Steelers	0	0	0.0	0	0	0	0	0	0.0	0	0
2022	Chiefs	0	0	0.0	0	0	0	0	0	0.0	0	0
NFL TOTALS		9	240	26.7	96T	1	0	0	0	0.0	0	0

2022 GAME-BY-GAME REGULAR-SEASON STATISTICS (CHIEFS)

DATE	OPPONENT	P/S	RECEIVING					RUSHING					W/L	SCORE	
			NO.	YDS.	AVG.	LG	TD	NO.	YDS.	AVG.	LG	TD			
09/11	at Cardinals	S	6	79	13.2	20	0	0	0	0.0	0	0	0	W	44-21
2022 TOTALS		1-1	6	79	13.2	20	0	0	0	0.0	0	0	0	1-0	



UPDATED PLAYER BIOS

JOE THUNEY'S NFL REGULAR SEASON STATISTICS

DATE	TEAM	GP	GS
2016	Patriots	16	16
2017	Patriots	16	16
2018	Patriots	16	16
2019	Patriots	16	16
2020	Patriots	16	16
2021	Chiefs	17	17
2022	Chiefs	1	1
NFL TOTALS		98	98

2022 GAME-BY-GAME REGULAR-SEASON STATISTICS (CHIEFS)

DATE	OPPONENT	P/S	W/L	SCORE
09/11	at Cardinals	5	W	44-21
2022 TOTALS		1-1	1-0	



TOMMY TOWNSEND

PUNTER #5
FLORIDA



3RD YEAR IN THE NFL

3RD YEAR WITH THE CHIEFS

HEIGHT: 6'1"
WEIGHT: 191 LBS
DRAFTED: CFA-20
BIRTHDAY: 11/12/96

TOMMY TOWNSEND'S NFL REGULAR SEASON PUNTING STATISTICS

DATE	TEAM	GP	NO.	YDS.	AVG.	OPP. RET.	YDS.	NET YDS.	AVG.	TB	IN20	LG	BK
2020	Chiefs	16	52	2,339	45.0	15	119	2,100	40.4	6	20	67	0
2021	Chiefs	16	37	1,746	47.2	16	64	1,622	43.8	3	20	68	0
2022	Chiefs	1	2	108	54.0	1	-1	89	44.5	1	0	58	0
NFL TOTALS		33	91	4,193	46.1	32	182	3,811	41.9	10	40	68	0

2022 GAME-BY-GAME REGULAR-SEASON STATISTICS (CHIEFS)

DATE	OPPONENT	P	NO.	YDS.	AVG.	OPP. RET.	YDS.	NET YDS.	AVG	TB	IN20	LG	BK	W/L	SCORE
09/11	at Cardinals	P	2	108	54.0	1	-1	89	44.5	1	0	58	0	W	44-21
2022 TOTALS		1	2	108	54.0	1	-1	89	44.5	1	0	58	0	1-0	




UPDATED PLAYER BIOS



MARQUEZ VALDES-SCANTLING

WIDE RECEIVER #11
SOUTH FLORIDA



5TH YEAR IN
THE NFL

1ST YEAR WITH
THE CHIEFS

HEIGHT: 6'4"
WEIGHT: 206 LBS
DRAFTED: FA-22
BIRTHDAY: 10/10/94

MARQUEZ VALDES-SCANTLING'S NFL REGULAR SEASON RUSHING/RECEIVING STATISTICS

DATE	TEAM	GP	GS	RECEIVING					RUSHING				
				NO.	YDS.	AVG.	LG	TD	NO.	YDS.	AVG.	LG	TD
2018	Packers	16	10	38	581	15.3	60	2	2	29	14.5	21	0
2019	Packers	16	10	26	452	17.4	74t	2	2	9	4.5	9	0
2020	Packers	16	12	33	690	20.9	78t	6	4	13	3.3	9	0
2021	Packers	11	7	26	430	16.5	75t	3	0	0	0.0	0	0
2022	Chiefs	1	1	4	44	11.0	17	0	1	-3	-3.0	-3	0
NFL TOTALS		60	40	127	2,197	17.3	78T	13	9	48	5.3	21	0

MARQUEZ VALDES-SCANTLING'S NFL REGULAR SEASON RETURN STATISTICS

DATE	TEAM	KICKOFF RETURNS					PUNT RETURNS					
		RET.	YDS.	AVG.	LG	TD	NO.	FC	YDS.	AVG.	LG	TD
2018	Packers	1	21	21.0	21	0	0	0	0	0.0	0	0
2019	Packers	0	0	0.0	0	0	0	0	0	0.0	0	0
2020	Packers	0	0	0.0	0	0	0	0	0	0.0	0	0
2021	Packers	0	0	0.0	0	0	0	0	0	0.0	0	0
2022	Chiefs	0	0	0.0	0	0	0	0	0	0.0	0	0
NFL TOTALS		1	21	21.0	21	0	0	0	0	0.0	0	0

2022 GAME-BY-GAME REGULAR-SEASON STATISTICS (CHIEFS)

DATE	OPPONENT	P/S	RECEIVING					RUSHING					W/L	SCORE
			NO.	YDS.	AVG.	LG	TD	NO.	YDS.	AVG.	LG	TD		
09/11	at Cardinals	S	4	44	11.0	17	0	1	-3	-3.0	-3	0	W	44-21
2022 TOTALS		1-1	4	44	11.0	17	0	1	-3	-3.0	-3	0	1-0	

UPDATED PLAYER BIOS



JUSTIN WATSON



WIDE RECEIVER #84
PENNSYLVANIA

5TH YEAR IN THE NFL

1ST YEAR WITH THE CHIEFS

HEIGHT: 6'2"
WEIGHT: 215 LBS
DRAFTED: FA-22
BIRTHDAY: 4/4/96

JUSTIN WATSON'S NFL REGULAR SEASON RUSHING/RECEIVING STATISTICS

DATE	TEAM	GP	GS	RECEIVING					RUSHING				
				NO.	YDS.	AVG.	LG	TD	NO.	YDS.	AVG.	LG	TD
2018	Buccaneers	12	0	1	5	5.0	5	0	0	0	0.0	0	0
2019	Buccaneers	16	2	15	159	10.6	17t	2	0	0	0.0	0	0
2020	Buccaneers	11	2	7	94	13.4	36	0	0	0	0.0	0	0
2021	Buccaneers	1	0	0	0	0.0	0	0	0	0	0.0	0	0
2022	Chiefs	1	0	0	0	0.0	0	0	0	0	0.0	0	0
NFL TOTALS		41	4	23	258	11.2	36	2	0	0	0.0	0	0

JUSTIN WATSON'S NFL REGULAR SEASON RETURN STATISTICS

DATE	TEAM	KICKOFF RETURNS					PUNT RETURNS					
		RET.	YDS.	AVG.	LG	TD	NO.	FC	YDS.	AVG.	LG	TD
2018	Buccaneers	0	0	0.0	0	0	0	0	0	0.0	0	0
2019	Buccaneers	0	0	0.0	0	0	2	5	3	1.5	7	0
2020	Buccaneers	2	19	9.5	13	0	0	0	0	0.0	0	0
2021	Buccaneers	0	0	0.0	0	0	0	0	0	0.0	0	0
2022	Chiefs	0	0	0.0	0	0	0	0	0	0.0	0	0
NFL TOTALS		2	19	9.5	13	0	2	5	3	1.5	7	0

2022 GAME-BY-GAME REGULAR-SEASON STATISTICS (CHIEFS)

DATE	OPPONENT	P/S	RECEIVING					RUSHING					W/L	SCORE	
			NO.	YDS.	AVG.	LG	TD	NO.	YDS.	AVG.	LG	TD			
09/11	at Cardinals	P	0	0	0.0	0	0	0	0	0.0	0	0	0	W	44-21
2022 TOTALS		1-0	0	0	0.0	0	0	0	0	0.0	0	0	0	1-0	



UPDATED PLAYER BIOS

JAMES WINCHESTER'S NFL REGULAR SEASON STATISTICS

DATE	TEAM	GP
2015	Chiefs	16
2016	Chiefs	16
2017	Chiefs	16
2018	Chiefs	16
2019	Chiefs	16
2020	Chiefs	16
2021	Chiefs	17
2022	Chiefs	1
NFL TOTALS		114

2022 GAME-BY-GAME REGULAR-SEASON STATISTICS (CHIEFS)

DATE	OPPONENT	P	W/L	SCORE
09/11	at Cardinals	P	W	44-21
2022 TOTALS		1	1-0	



ANDREW WYLIE

TACKLE #77
EASTERN MICHIGAN




5TH YEAR IN THE NFL

5TH YEAR WITH THE CHIEFS

HEIGHT: 6'5"
WEIGHT: 304 LBS
DRAFTED: FA-17
BIRTHDAY: 8/19/94

ANDREW WYLIE'S NFL REGULAR SEASON STATISTICS

DATE	TEAM	GP	GS
2017	Colts	0	0
2017	Browns	0	0
2017	Chargers	0	0
2017	Chiefs	0	0
2017 TOTAL		0	0
2018	Chiefs	16	10
2019	Chiefs	11	11
2020	Chiefs	14	14
2021	Chiefs	13	7
2022	Chiefs	1	1
NFL TOTALS		55	43

Went from **Indianapolis** to **Cleveland**.
Went from **Cleveland** to **L.A. Chargers**.
Went from **L.A. Chargers** to **Kansas City**.

2022 GAME-BY-GAME REGULAR-SEASON STATISTICS (CHIEFS)

DATE	OPPONENT	P/S	W/L	SCORE
09/11	at Cardinals	S	W	44-21
2022 TOTALS		1-1	1-0	

REGULAR INDIVIDUAL

SERVICE

Most Seasons, Active Players

15	Jerrel Wilson	1963-77
15	Dustin Colquitt	2005-19
14	Len Dawson	1962-75
14	Ed Budde	1963-76
14	Nick Lowery	1980-93
14	Will Shields	1993-06
13	Jim Tyrer	1961-73
13	Buck Buchanan	1963-75
13	Emmitt Thomas	1966-78
13	Jan Stenerud	1967-79
13	Jack Rudnay	1970-82
13	John Alt	1984-96
13	Derrick Johnson	2005-17
12	Johnny Robinson	1960-71
12	Dave Hill	1963-74
12	Bobby Bell	1963-74
12	Mike Livingston	1968-79
12	Henry Marshall	1976-87
12	Tony Gonzalez	1997-08
12	Tamba Hali	2006-17

Most Games Played, Career (All 175+)

238	Dustin Colquitt	2005-19
224	Will Shields	1993-06
212	Nick Lowery	1980-93
203	Jerrel Wilson	1963-77
190	Tony Gonzalez	1997-08
186	Jan Stenerud	1967-79
183	Len Dawson	1962-75
183	Buck Buchanan	1963-75
182	Derrick Johnson	2005-17
181	Emmitt Thomas	1966-78
180	Jim Tyrer	1961-73
179	John Alt	1984-96
178	Jack Rudnay	1970-82
177	Ed Budde	1963-76
177	Tamba Hali	2006-17

Most Games Started, Career (Since 1968)

223	Will Shields	1993-06
174	Tony Gonzalez	1997-08
171	Jack Rudnay	1970-82
169	Derrick Johnson	2005-17
164	Tim Grunhard	1990-00
*158	Len Dawson (*Since 1962)	1962-75
157	Derrick Thomas	1989-99
157	Tamba Hali	2006-17

Most Starts, Rookie, Season

17	Creed Humphrey	2021
17	Trey Smith	2021
16	Sylvester Hicks	1978
16	Art Still	1978
16	Dave Lutz	1983
16	Kevin Ross	1984
16	Dino Hackett	1986
16	Derrick Thomas	1989
16	Greg Wesley	2000
16	Derrick Johnson	2005
16	Tamba Hali	2006
16	Brandon Carr	2008
16	Glenn Dorsey	2008
16	Eric Berry	2010
16	Dontari Poe	2012
16	Marcus Peters	2015
16	Kareem Hunt	2017
16	Juan Thornhill	2019

Most Consecutive Games Played, Career

224	Will Shields (Sept. 5, 1993 - Dec. 31, 2006)
186	Jan Stenerud (Sept. 9, 1967 - Dec. 16, 1979)
184	Dustin Colquitt (Nov. 9, 2008 - Dec. 29, 2019)
180	Jim Tyrer (Sept. 10, 1961 - Dec. 2, 1973)
168	Bobby Bell (Sept. 7, 1963 - Dec. 14, 1974)
166	Buck Buchanan (Sept. 7, 1963 - Dec. 1, 1974)

Most Consecutive Games Started (Since 1968)

223	Will Shields (Sept. 12, 1993 - Dec. 31, 2006)
144	Emmitt Thomas (Sept. 28, 1968 - Oct. 15, 1978)
134	Jim Lynch (Sept. 9, 1968 - Nov. 6, 1977)
120	Tim Grunhard (Sept. 5, 1993 - Oct. 29, 2000)
120	Tony Gonzalez (Sept. 19, 1999 - Nov. 12, 2006)

Most Consecutive Games Started To Begin Career

101	Gary Barbaro	1976-82
64	Brandon Carr	2008-11
51	Art Still	1978-81
41	Tamba Hali	2006-08
37	Greg Wesley	2000-02

Most Games Started, Quarterback, Career

158	Len Dawson	1962-75
88	Trent Green	2001-06
77	Bill Kenney	1979-88
76	Alex Smith	2013-17
75	Mike Livingston	1968-79
64	Patrick Mahomes	2017-22

Most Consecutive Games Started, Quarterback

81	Trent Green (Sept. 9, 2001 - Sept. 10, 2006)
44	Len Dawson (Oct. 31, 1965 - Nov. 3, 1968)
35	Steve DeBerg (Nov. 26, 1989 - Dec. 8, 1991)
28	Steve Bon0 (Sept. 3, 1995 - Nov. 24, 1996)
28	Elvis Grbac (Dec. 26, 1998 - Nov. 19, 2000)
28	Len Dawson (Sept. 8, 1962 - Nov. 8, 1963)

Most Consecutive Seasons Starting Every Game, QB

5	Trent Green	2001-05
2	Len Dawson	1966-67

SCORING

POINTS

Most Points, Career (All 400+)

1,466	Nick Lowery	1980-93
1,231	Jan Stenerud	1967-79
678	Harrison Butker	2017-22
517	Ryan Succop	2009-13
500	Priest Holmes	2001-07
462	Tony Gonzalez	1997-08
442	Pete Stoyanovich	1996-00

Most Seasons, 100 or More Points

11	Nick Lowery	1981, '83-86, '88-93
5	Jan Stenerud	1967-71
5	Harrison Butker	2017-21
4	Ryan Succop	2009-10, '12-13
3	Pete Stoyanovich	1997-99
3	Lawrence Tynes	2004-06
3	Cairo Santos	2014-16
2	Lin Elliott	1994-95
2	Morten Andersen	2002-03
2	Priest Holmes	2002-03
2	Larry Johnson	2005-06
1	Jack Spikes	1960
1	Abner Haynes	1962
1	Todd Peterson	2001
1	Tyreek Hill	2020

Most Points, Season (All 125+)

162	Priest Holmes	2003
147	Harrison Butker	2019
144	Priest Holmes	2002
142	Harrison Butker	2017
139	Nick Lowery	1990
137	Harrison Butker	2018
129	Jan Stenerud	1968
129	Cairo Santos	2015
129	Cairo Santos	2016
126	Larry Johnson	2005
125	Lawrence Tynes	2005

Most Points, Non-Kickers, Rookie, Season

72	Abner Haynes	1960
72	Tyreek Hill	2016
66	Billy Jackson	1981
66	Kareem Hunt	2017
48	Johnny Robinson	1960
48	Mike Garrett	1966

REGULAR INDIVIDUAL

Most Points, Kickers, Rookie, Season

142	Harrison Butker	2017
113	Cairo Santos	2014
108	Jan Stenerud	1967
104	Jack Spikes	1960
104	Ryan Succop	2009

Most Points, Game

30	Abner Haynes vs. Oakland	Nov. 26, 1961
30	Jamaal Charles at Oakland	Dec. 15, 2013
24	Frank Jackson vs. Denver	Dec. 10, 1961
24	Abner Haynes vs. Boston	Sept. 8, 1962
24	Frank Jackson at San Diego	Dec. 13, 1964
24	Bert Coan at Denver	Oct. 23, 1966
24	Priest Holmes at Cleveland	Sept. 8, 2002
24	Priest Holmes vs. Atlanta	Oct. 24, 2004
24	Derrick Blaylock vs. Atlanta	Oct. 24, 2004
24	Larry Johnson vs. Seattle	Oct. 29, 2006

TOUCHDOWNS

Most Touchdowns, Career

83	Priest Holmes (76 rush, 7 rec.)	2001-07
76	Tony Gonzalez (0 rush, 76 rec.)	1997-08
67	Tyreek Hill (6 rush, 56 rec. 1 KR, 4 PR)	2016-21
64	Jamaal Charles (43 rush, 20 rec., 1 KR)	2008-16
61	Larry Johnson (55 rush, 6 rec.)	2003-09
61	Travis Kelce (58 rec., 2 rush, 1 fum.)	2013-22
60	Otis Taylor (3 rush, 57 rec.)	1965-75
58	Abner Haynes (39 rush, 17 rec., 1 KR, 1 fum.)	1960-64

Most Touchdowns, Season

27	Priest Holmes (27 rush, 0 rec.)	2003
24	Priest Holmes (21 rush, 3 rec.)	2002
21	Larry Johnson (20 rush, 1 rec.)	2005
19	Abner Haynes (13 rush, 6 rec.)	1962
19	Larry Johnson (17 rush, 2 rec.)	2006
19	Jamaal Charles (12 rush, 7 rec.)	2013

Most Touchdowns, Rookie, Season

12	Abner Haynes (9 rush, 3 rec.)	1960
12	Tyreek Hill (3 rush, 6 rec., 2 PR, 1 KR)	2016
11	Billy Jackson (10 rush, 1 rec.)	1981
11	Kareem Hunt (8 rush, 3 rec.)	2017
8	Johnny Robinson (4 rush, 4 rec.)	1960
8	Mike Garrett (6 rush, 1 rec., 1 PR)	1966

Most Touchdowns, Game

5	Abner Haynes vs. Oakland	Nov. 26, 1961
5	Jamaal Charles at Oakland	Dec. 15, 2013
4	Frank Jackson vs. Denver	Dec. 10, 1961
4	Abner Haynes vs. Boston	Sept. 8, 1962
4	Frank Jackson at San Diego	Dec. 13, 1964
4	Bert Coan at Denver	Oct. 23, 1966
4	Priest Holmes at Cleveland	Sept. 8, 2002
4	Priest Holmes vs. Atlanta	Oct. 24, 2004
4	Derrick Blaylock vs. Atlanta	Oct. 24, 2004
4	Larry Johnson vs. Seattle	Oct. 29, 2006
3	44 times;	
	Last, Tyreek Hill at Philadelphia	Oct. 3, 2021

Most Consecutive Games Scoring Touchdowns

11	Priest Holmes	2002
9	Larry Johnson	2006
8	Priest Holmes	2003-04
8	Larry Johnson	2004-05
8	Kareem Hunt	2018
7	Marcus Allen	1993
7	Priest Holmes	2004-05
7	Larry Johnson	2005
7	Dwayne Bowe	2010
7	Jamaal Charles	2013

POINTS AFTER TOUCHDOWNS

Most Points After TD Attempted, Career

483	Nick Lowery	1980-93
409	Jan Stenerud	1967-79
252	Harrison Butker	2017-22
164	Pete Stoyanovich	1996-00
160	Ryan Succop	2009-13
149	Tommy Brooker	1962-66

Most Points After TD Attempted, Season

69	Harrison Butker	2018
60	Lawrence Tynes	2004
59	Morten Andersen	2003
54	Harrison Butker	2020
52	Ryan Succop	2013
51	Morten Andersen	2002

Most Points After TD Attempted, Game

8	Tommy Brooker at Denver	Sept. 7, 1963
8	Mike Mercer at Denver	Oct. 23, 1966
8	Lawrence Tynes vs. Atlanta	Oct. 24, 2004
8	Ryan Succop at Oakland	Dec. 15, 2013

Most Points After TD Made, Career

479	Nick Lowery	1980-93
394	Jan Stenerud	1967-79
237	Harrison Butker	2017-22
163	Pete Stoyanovich	1996-00
160	Ryan Succop	2009-13
149	Tommy Brooker	1962-66

Most Points After TD Made, Season

65	Harrison Butker	2018
58	Morten Andersen	2003
58	Lawrence Tynes	2004
52	Ryan Succop	2013
51	Morten Andersen	2002

Most Points After TD Made, Game

8	Tommy Brooker at Denver	Sept. 7, 1963
8	Mike Mercer at Denver	Oct. 23, 1966
8	Lawrence Tynes vs. Atlanta	Oct. 24, 2004
8	Ryan Succop at Oakland	Dec. 15, 2013
7	Cotton Davidson vs. Denver	Dec.10, 1961
7	T. Brooker at N.Y. Titans	Nov. 11, 1962
7	Jack Spikes vs. Denver	Dec. 8, 1963
7	Tommy Brooker vs. Houston	Nov. 28, 1965
7	Morten Andersen vs. Arizona	Dec. 1, 2002
7	Morten Andersen vs. St. Louis	Dec. 8, 2002
7	Lawrence Tynes at Tennessee	Dec. 13, 2004

Most Consecutive Points After TD

197	Nick Lowery	1983-89
160	Ryan Succop	2009-13
155	Jan Stenerud	1968-73
149	Tommy Brooker	1962-66

Highest Point After Percentage, Career (100 PATs)

100.00	Ryan Succop (160-160)	2009-13
100.00	Tommy Brooker (149-149)	1962-66
99.39	Pete Stoyanovich (163-164)	1996-00
99.17	Nick Lowery (479-483)	1980-93
99.09	Morten Andersen (109-110)	2002-03
97.16	Lawrence Tynes (137-141)	2004-06

FIELD GOALS

Most Field Goals Attempted, Career

436	Jan Stenerud	1967-79
410	Nick Lowery	1980-93
163	Harrison Butker	2017-22
147	Ryan Succop	2009-13
115	Pete Stoyanovich	1996-00
105	Cairo Santos	2014-17

Most Field Goals Attempted, Season

44	Jan Stenerud	1971
42	Jan Stenerud	1970
42	Harrison Butker	2017
40	Jan Stenerud	1968

Most Field Goals Attempted, Game

7	Cairo Santos at Cincinnati	October 4, 2015
7	Jan Stenerud vs. Buffalo	Dec. 19, 1971
6	Tommy Brooker vs. San Diego	Dec. 16, 1962
6	Jan Stenerud	6 times
	Last; at Washington	Oct. 10, 1976
6	Todd Peterson vs. Denver	Dec. 16, 2001
6	Ryan Succop at New Orleans	Sept. 23, 2012
6	Harrison Butker vs. Miami	Dec. 24, 2017

Most Seasons Leading League, Field Goals Made

3	Jan Stenerud	1967, '70, '75
---	--------------	----------------

Most Field Goals Made, Career

329	Nick Lowery	1980-93
279	Jan Stenerud	1967-79
147	Harrison Butker	2017-22
119	Ryan Succop	2009-13
93	Pete Stoyanovich	1996-00
89	Cairo Santos	2014-17

REGULAR INDIVIDUAL

Most Field Goals Made, Season

38	Harrison Butker	2017
34	Nick Lowery	1990
34	Harrison Butker	2019
31	Cairo Santos	2016
30	Jan Stenerud	1968, '70
30	Cairo Santos	2015
28	Ryan Succop	2012

Most Field Goals Made, Rookie, Season

38	Harrison Butker	2017
25	Ryan Succop	2009
25	Cairo Santos	2014
21	Jan Stenerud	1967
13	Jack Spikes	1960
12	Tommy Brooker	1962

Most Field Goals Made, Game

7	Cairo Santos at Cincinnati	Oct. 5, 2015
6	Ryan Succop at New Orleans	Sept. 23, 2012
5	Jan Stenerud	3 times
	Last; vs. Buffalo	Dec. 19, 1971
5	Nick Lowery	4 times
	Last; vs. Denver	Sept. 20, 1993
5	Ryan Succop vs. Minnesota	Oct. 2, 2011
5	Cairo Santos at Denver	Nov. 15, 2015
5	Harrison Butker	4 times
	Last; vs. Denver	Dec. 6, 2020
4	Tommy Brooker vs. San Diego	Dec. 16, 1962
4	Mike Mercer at N.Y. Jets	Nov. 27, 1966
4	Lin Elliott vs. Seattle	Dec. 24, 1995
4	Jan Stenerud	10 times
4	Nick Lowery	8 times
4	Pete Stoyanovich	2 times
4	Todd Peterson vs. Denver	Dec. 16, 2001
4	Lawrence Tynes	2 times
	Last; vs. Denver	Nov. 23, 2006
4	Nick Novak vs. Denver	Sept. 28, 2008
4	Ryan Succop	4 times
	Last; at Tennessee	Oct. 6, 2013
4	Cairo Santos	5 times
	Last; at Carolina	Nov. 13, 2016
4	Harrison Butker	5 times
	Last; at Tennessee	Nov. 10, 2019

Most Consecutive Games Scoring Field Goals

16	Harrison Butker	2019-20
15	Lawrence Tynes	2004-05
14	Jan Stenerud	1970
14	Harrison Butker	2017-18
13	Harrison Butker	2021-22
12	Pete Stoyanovich	1997-98
11	Jan Stenerud	1968-69
11	Jan Stenerud	1971-72
11	Nick Lowery	1985-86
11	Morten Andersen	2002

Most Consecutive Games Scoring Field Goals, Single Season

14	Jan Stenerud	1970
14	Harrison Butker	2019
13	Harrison Butker	2017
12	Lawrence Tynes	2005
12	Harrison Butker	2021
11	Morten Andersen	2002

Most Consecutive Field Goals Made

23	Harrison Butker	2017
22	Pete Stoyanovich	1997-98
22	Ryan Succop	2011
21	Nick Lowery	1990
21	Nick Lowery	1991
16	Jan Stenerud	1969
16	Harrison Butker	2019-20
16	Harrison Butker	2020-21

Longest Field Goal

58	Nick Lowery at Washington	Sept. 18, 1983
58	Nick Lowery vs. L.A. Raiders	Sept. 12, 1985
58	Harrison Butker at L.A. Chargers	Sept. 20, 2020
58	Harrison Butker at L.A. Chargers	Sept. 20, 2020
57	Nick Lowery vs. Seattle	Sept. 14, 1980
56	Harrison Butker at Chicago	Dec. 22, 2019
56	Harrison Butker vs. Denver	Dec. 5, 2021

Highest Field Goal Percentage, Career (100 Attempts)

90.2	Harrison Butker (147-163)	2017-22
84.8	Cairo Santos (89-105)	2014-17

81.0	Ryan Succop (119-147)	2009-13
80.9	Pete Stoyanovich (93-115)	1996-00
80.2	Nick Lowery (329-410)	1980-93
64.0	Jan Stenerud (279-436)	1967-79

Highest Field Goal Percentage, Season

96.3	Pete Stoyanovich (26-27)	1997
92.6	Harrison Butker (25-27)	2020
91.9	Nick Lowery (34-37)	1990
91.6	Nick Lowery (22-24)	1992
90.5	Harrison Butker (38-42)	2017

Highest Field Goal Percentage, Career At GEHA Field at Arrowhead

88.5	Harrison Butker (77-87)	2017-22
88.1	Pete Stoyanovich (52-59)	1996-00
85.6	Nick Lowery (179-209)	1980-93
82.4	Ryan Succop (61-74)	2009-13
79.2	Cairo Santos (38-48)	2014-17

Attempts Less Than 40 Yards, Season (15 Attempts)

23-26	Cairo Santos	2016
24-25	Harrison Butker	2017
21-21	Nick Lowery	1991
20-20	Pete Stoyanovich	1998
16-20	Ryan Succop	2012
18-19	Harrison Butker	2019
18-18	Harrison Butker	2020
17-18	Cairo Santos	2014
17-18	Cairo Santos	2015
17-17	Ryan Succop	2009
16-16	Morten Andersen	2002
16-16	Harrison Butker	2018
15-16	Ryan Succop	2013
14-15	Ryan Succop	2011

Most Field Goals, No Misses, Game

7	Cairo Santos at Cincinnati	Oct. 4, 2015
6	Ryan Succop at New Orleans	Sept. 23, 2012
5	Jan Stenerud at Buffalo	Nov. 2, 1969
5	Jan Stenerud vs. Buffalo	Dec. 7, 1969
5	Nick Lowery vs. L.A. Raiders	Sept. 12, 1985
5	Nick Lowery at Chicago	Dec. 29, 1990
5	Nick Lowery vs. Denver	Sept. 20, 1993
5	Ryan Succop vs. Minnesota	Oct. 2, 2011
5	Harrison Butker at Houston	Oct. 8, 2017
5	Harrison Butker vs. Denver	Oct. 30, 2017
5	Harrison Butker vs. Denver	Dec. 6, 2020

Most Field Goals, 50 or More Yards, Career

21	Harrison Butker	2017-22
20	Nick Lowery	1980-93
12	Jan Stenerud	1967-79
9	Ryan Succop	2009-13
7	Cairo Santos	2014-16
6	Lawrence Tynes	2004-06
5	Pete Stoyanovich	1996-99

Most Field Goals, 50 or More Yards, Season

7	Harrison Butker	2021
4	Nick Lowery	1980
4	Cairo Santos	2015
4	Harrison Butker	2017, 2020
3	Nick Lowery	1985, 1988
3	Ryan Succop	2011
3	Harrison Butker	2019
2	Pete Stoyanovich	1997, 1998
2	Lawrence Tynes	2004, 2005, 2006
2	Ryan Succop	2009, 2012
2	Cairo Santos	2016
2	Harrison Butker	2018

Most Field Goals, 50 or More Yards, Game

2	Nick Lowery vs. Seattle	Sept. 14, 1980
2	Nick Lowery at New Orleans	Sept. 8, 1985
2	Nick Lowery at Detroit	Nov. 26, 1987
2	Lawrence Tynes at Miami	Oct. 21, 2005
2	Ryan Succop vs. Minnesota	Oct. 2, 2011
2	Cairo Santos at Cincinnati	Oct. 4, 2015
2	Harrison Butker at L.A. Chargers	Sept. 20, 2020



REGULAR INDIVIDUAL

DEFENSE / SPECIAL TEAMS SCORING

Most Defensive Touchdowns, Career

8	Bobby Bell (6 INTs, 2 FRs)	1963-74
5	Emmitt Thomas (5 INTs)	1966-78
5	Jim Kearney (5 INTs)	1967-75
5	Eric Berry (5 INTs)	2010-18
4	Lloyd Burruss (4 INTs)	1981-91
4	Derrick Thomas (4 FRs)	1989-99
4	James Hasty (3 INTs, 1 FR)	1995-99
4	Derrick Johnson (4 INTs)	2005-17
4	Daniel Sorensen (4 INTs)	2014-21

Most Defensive Touchdowns, Season

4	Jim Kearney (4 INTs)	1972
3	David Webster (2 INTs, 1 FR)	1960
3	Lloyd Burruss (3 INTs)	1986
3	Charles Mincy (2 INTs, 1 FR)	1992
3	Mark McMillian (3 INTs)	1997

Most Defensive Touchdowns, Game

2	Jim Kearney at Denver	Oct. 1, 1972
2	Lloyd Burruss vs. San Diego	Oct. 19, 1986
2	Cris Dishman at Oakland	Nov. 28, 1999
2	Derrick Johnson at Denver	Jan. 3, 2010

Most Special Teams Touchdowns, Career

11	Dante Hall (5 PRs, 6 KORs)	2000-06
8	Tamarick Vanover (4 PRs, 4 KORs)	1995-99
5	Tyreek Hill (4 PRs, 1 KOR)	2016-21
4	J.T. Smith (4 PRs)	1978-84
3	Dexter McCluster (3 PRs)	2010-13
2	Six players tied	

Most Special Teams Touchdowns, Season

4	Dante Hall (2 PRs, 2 KRs)	2003
3	Tamarick Vanover (2 KRs, 1 PR)	1995
3	Dante Hall (2 PRs, 1 KR)	2002
3	Tyreek Hill (2 PRs, 1 KR)	2016
2	J.T. Smith (2 PRs)	1979
2	J.T. Smith (2 PRs)	1980
2	Paul Palmer (2 KRs)	1987
2	Dale Carter (2 PRs)	1992
2	Dante Hall (2 KRs)	2004
2	Dexter McCluster (2 PRs)	2013

Most Safeties, Career

3	Derrick Thomas	1989-98
2	Bill Maas	1984-92
2	Dan Saleaumua	1989-96
2	Joe Phillips	1992-97
1	Buck Buchanan	1963-75
1	Willie Lanier	1967-77
1	John Lohmeyer	1973, '75-77
1	Ed Beckman	1977-84
1	Dino Hackett	1986-92
1	Albert Lewis	1983-93
1	Rob McGovern	1989-90
1	Bernard Pollard	2006-08
1	Tamba Hali	2006-16
1	Justin Houston	2011-18
1	D.J. Alexander	2015-16
1	Chris Jones	2016-20

Most Safeties, Season

1	Buck Buchanan	1968
1	Willie Lanier	1974
1	John Lohmeyer	1976
1	Ed Beckman	1978
1	Dino Hackett	1988
1	Albert Lewis	1988
1	Bill Maas	1988, '90
1	Rob McGovern	1989
1	Dan Saleaumua	1991, '96
1	Derrick Thomas	1994, '97, '98
1	Joe Phillips	1997
1	Bernard Pollard	2007
1	Tamba Hali	2009
1	Justin Houston	2012
1	D.J. Alexander	2015
1	Chris Jones	2020

TWO-POINT CONVERSIONS

Most Two-Point Conversions, Career

4	Travis Kelce	2013-21
3	Tony Gonzalez	1997-08
2	Bo Dickinson	1960-61

2	Curtis McClinton	1962-69
2	Jerrel Wilson	1963-77
2	Reg Carolan	1964-68
2	Trent Green	2001-06
2	Eddie Kennison	2001-07
2	Patrick Mahomes	2017-21

Most Two-Point Conversions, Season

2	Bo Dickinson	1961
2	Travis Kelce	2015

Most Two-Point Conversion Passes, Career

8	Len Dawson	1962-75
5	Patrick Mahomes	2017-21
4	Trent Green	2001-06
4	Alex Smith	2013-17
2	Randy Duncan	1961
2	Elvis Grbac	1997-00

RUSHING

RUSHING ATTEMPTS

Most Seasons Leading League in Rushing

1	Abner Haynes	1960
1	Christian Okoye	1989
1	Priest Holmes	2001
1	Kareem Hunt	2017

Most Rushing Attempts, Career

1,375	Larry Johnson	2003-09
1,332	Jamaal Charles	2008-16
1,321	Priest Holmes	2001-07
1,246	Christian Okoye	1987-92
1,157	Ed Podolak	1969-77

Most Rushing Attempts, Season

*416	Larry Johnson	2006
370	Christian Okoye	1989
336	Larry Johnson	2005
327	Priest Holmes	2001
320	Priest Holmes	2003

*NFL RECORD

Most Rushing Attempts, Consecutive Seasons

752	Larry Johnson (336, 416)	2005-06
640	Priest Holmes (327, 313)	2001-02
633	Priest Holmes (313, 320)	2002-03
615	Christian Okoye (370, 245)	1989-90
574	Larry Johnson (416, 158)	2006-07

Most Rushing Attempts, Rookie, Season

272	Kareem Hunt	2017
234	Joe Delaney	1981
181	Clyde Edwards-Helaire	2020
174	Robert Holmes	1968
157	Christian Okoye	1987
156	Abner Haynes	1960

Most Rushing Attempts, Game

39	Larry Johnson vs. Seattle	Oct. 29, 2006
38	Christian Okoye at Green Bay	Dec. 10, 1989
37	Christian Okoye vs. Seattle	Nov. 5, 1989
36	Larry Johnson at Houston	Nov. 20, 2005
35	Barry Word vs. L.A. Raiders	Dec. 22, 1991

RUSHING YARDS

Most Rushing Yards, Career

7,260	Jamaal Charles	2008-16
6,070	Priest Holmes	2001-07
6,015	Larry Johnson	2003-09
4,897	Christian Okoye	1987-92
4,451	Ed Podolak	1969-77

Most Rushing Yards, Season (All 1,000+)

1,789	Larry Johnson	2006
1,750	Larry Johnson	2005
1,615	Priest Holmes	2002
1,555	Priest Holmes	2001
1,509	Jamaal Charles	2012
1,480	Christian Okoye	1989
1,467	Jamaal Charles	2010
1,420	Priest Holmes	2003
1,327	Kareem Hunt	2017
1,287	Jamaal Charles	2013
1,121	Joe Delaney	1981
1,120	Jamaal Charles	2009
1,087	Mike Garrett	1967
1,053	Tony Reed	1978

REGULAR INDIVIDUAL

1,049	Abner Haynes	1962
1,033	Jamaal Charles	2014
1,031	Christian Okoye	1991
1,015	Barry Word	1990

Most Rushing Yards, Consecutive Seasons

3,539	Larry Johnson (1,750, 1,789)	2005-06
3,170	Priest Holmes (1,555, 1,615)	2001-02
3,035	Priest Holmes (1,615, 1,420)	2002-03
2,796	Jamaal Charles (1,509, 1,287)	2012-13
2,348	Larry Johnson (1,789, 559)	2006-07

Most Rushing Yards, Rookie, Season

1,327	Kareem Hunt	2017
1,121	Joe Delaney	1981
875	Abner Haynes	1960
866	Robert Holmes	1968
803	Clyde Edwards-Helaire	2020
801	Mike Garrett	1966

Most Rushing Yards, Game (All 200+)

259	Jamaal Charles at Denver	Jan. 3, 2010
233	Jamaal Charles at New Orleans	Sept. 23, 2012
226	Jamaal Charles vs. Indianapolis	Dec. 23, 2012
211	Larry Johnson at Houston	Nov. 20, 2005
201	Larry Johnson vs. Cincinnati	Jan. 1, 2006
200	Barry Word at Detroit	Oct. 14, 1990

Most Rushing Yards, Rookie, Game (All 150+)

193	Joe Delaney vs. Houston	Nov. 15, 1981
172	Kareem Hunt at Los Angeles Chargers	Sept. 24, 2017
161	Mike Garrett at San Diego	Dec. 18, 1966
161	Clyde Edwards-Helaire at Buffalo	Oct. 19, 2020
158	Robert Holmes at Cincinnati	Nov. 10, 1968
157	Abner Haynes at N.Y. Titans	Nov. 24, 1960
155	Kareem Hunt vs. Los Angeles Chargers	Dec. 16, 2017
150	Kolby Smith vs. Oakland	Nov. 25, 2007

Most Rushing Yards, Consecutive Games (All 300+)

361	J. Charles (102, 259)	Dec. 27, 2009 - Jan. 3, 2010
343	Larry Johnson (132, 211)	Nov. 13-20, 2005
332	L. Johnson (131, 201)	Dec. 24, 2005 - Jan. 1, 2006
330	Larry Johnson (211, 119)	Nov. 20-27, 2005
327	Larry Johnson (155, 172)	Oct. 29 - Nov. 5, 2006
321	Jamaal Charles (233, 88)	Sept. 23-30, 2012
319	Larry Johnson (121, 198)	Sept. 21-28, 2008
311	Larry Johnson (154, 157)	Nov. 19-23, 2006
310	Priest Holmes (197, 113)	Nov. 24 - Dec. 1, 2002
310	Larry Johnson (143, 167)	Dec. 11-17, 2005
301	Priest Holmes (104, 197)	Nov. 17-24, 2002

Most Rushing Yards vs. One Opponent, Season

327	Kareem Hunt vs. Los Angeles Chargers (172, 155)	2017
315	Jamaal Charles vs. Denver (56, 259)	2009
289	Larry Johnson vs. Oakland (154, 135)	2006
283	Larry Johnson vs. Denver (126, 157)	2006
282	Christian Okoye vs. Seattle (156, 126)	1989

Most Games, 100 or More Rushing Yards, Career

30	Larry Johnson	2003-09
24	Priest Holmes	2001-07
23	Jamaal Charles	2008-16
14	Christian Okoye	1987-92
13	Abner Haynes	1960-65

Most Games, 100 or More Rushing Yards, Season

11	Larry Johnson	2006
10	Larry Johnson	2005
9	Priest Holmes	2002
8	Christian Okoye	1989
7	Priest Holmes	2001
7	Jamaal Charles	2012

Most Games, 100 or More Rushing Yards, Rookie, Season

6	Kareem Hunt	2017
5	Joe Delaney	1981
3	Curtis McClinton	1962
2	Mike Garrett	1966
2	Robert Holmes	1968
2	Abner Haynes	1960
2	Woody Green	1974
2	Clyde Edwards-Helaire	2020

Most Consecutive Games, 100 or More Rushing Yards

9	Larry Johnson	Nov. 6, 2005 - Jan. 1, 2006
5	Priest Holmes	Nov. 17 - Dec. 15, 2002
4	Larry Johnson	Nov. 19 - Dec. 10, 2006
4	Jamaal Charles	Dec. 13, 2009 - Jan. 3, 2010

3	Joe Delaney	Oct. 4 - Oct. 18, 1981
3	Christian Okoye	Sept. 24 - Oct. 8, 1989
3	Christian Okoye	Oct. 22 - Nov. 5, 1989
3	Larry Johnson	Dec. 5 - Dec. 19, 2004
3	Larry Johnson	Oct. 22 - Nov. 5, 2006
3	Jamaal Charles	Nov. 25 - Dec. 9, 2012
3	Kareem Hunt	Sept. 24 - Oct. 8, 2017

Longest Run From Scrimmage

91(TD)	Jamaal Charles at New Orleans	Sept. 23, 2012
91(TD)	Damien Williams vs. Minnesota	Nov. 3, 2019
86(TD)	Jamaal Charles vs. Indianapolis	Dec. 23, 2012
84(TD)	Ted McKnight at Seattle	Sept. 30, 1979
84(TD)	Damien Williams vs. L.A. Chargers	Dec. 29, 2019
82(TD)	Joe Delaney vs. Denver	Oct. 18, 1981
82(TD)	Derrick Alexander vs. Pittsburgh	Dec. 12, 1999
80(TD)	Abner Haynes at N.Y. Jets	Nov. 29, 1964
80(TD)	Warren McVea vs. Cincinnati	Oct. 26, 1969
80	Jamaal Charles at St. Louis	Dec. 19, 2010
80(TD)	Jamaal Charles at Cleveland	Dec. 9, 2012

Most Rushing Yards, QB, Career

1,672	Alex Smith	2013-17
1,253	Len Dawson	1962-75
1,194	Patrick Mahomes	2017-22
712	Steve Fuller	1979-82
692	Trent Green	2001-06
682	Mike Livingston	1968-79

Most Rushing Yards, QB, Season

498	Alex Smith	2015
431	Alex Smith	2013
386	Tyler Thigpen	2008
381	Patrick Mahomes	2021
355	Alex Smith	2017

Most 10+ Yard Rushes, Career

196	Jamaal Charles	2008-16
190	Priest Holmes	2001-07
137	Larry Johnson	2003-09
71	Marcus Allen	1993-97
63	Kimble Anders	1991-00

Most 10+ Yard Rushes, Season

53	Priest Holmes	2002
52	Priest Holmes	2001
49	Larry Johnson	2006
47	Larry Johnson	2005
45	Jamaal Charles	2010

Most 10+ Yard Rushes, Game

10	Priest Holmes at Oakland	Dec. 9, 2001
9	Priest Holmes at Seattle	Nov. 24, 2002
7	Larry Johnson at N.Y. Giants	Dec. 17, 2005
7	Jamaal Charles vs. Buffalo	Oct. 31, 2010

Highest Rushing Average, Career (400 attempts)

5.45	Jamaal Charles (1,332-7,260)	2008-16
4.80	Abner Haynes (794-3,814)	1960-64
4.60	Priest Holmes (1,321-6,070)	2001-07
4.57	Kimble Anders (495-2,261)	1991-00
4.44	Ted McKnight (528-2,344)	1977-81

Highest Rushing Average, Season (100 attempts)

6.38	Jamaal Charles (230-1,467)	2010
6.03	Ted McKnight (104-627)	1978
5.89	Jamaal Charles (190-1,120)	2009
5.61	Abner Haynes (156-875)	1960
5.49	Mack Lee Hill (105-576)	1964

Highest Rushing Average, Game (10 attempts)

14.27	A. Haynes at N.Y. Titans (11-157)	Nov. 24, 1960
12.25	T. McKnight at Seattle (12-147)	Sept. 30, 1979
11.58	E. Podolak vs. Denver (12-139)	Dec. 6, 1970
11.45	J. Charles at St. Louis (11-126)	Dec. 19, 2010
11.29	A. Haynes vs. Oakland (14-158)	Nov. 26, 1961

RUSHING TOUCHDOWNS

Most Rushing Touchdowns, Career

76	Priest Holmes	2001-07
55	Larry Johnson	2003-09
44	Marcus Allen	1993-97

REGULAR INDIVIDUAL

43	Jamaal Charles	2008-16
40	Christian Okoye	1987-92
39	Abner Haynes	1960-65

Most Rushing Touchdowns, QB, Career

10	Alex Smith	2013-17
9	Len Dawson	1962-75
8	Patrick Mahomes	2017-22
7	Mike Livingston	1968-79
6	Pete Beathard	1964-73
6	Rich Gannon	1995-98

Most Rushing Touchdowns, QB, Season

5	Steve Bono	1995
	Alex Smith	2016
4	Pete Beathard	1965
	Steve Fuller	1980

3 Five Players Tied

Most Rushing Touchdowns, Season

27	Priest Holmes	2003
21	Priest Holmes	2002
20	Larry Johnson	2005
17	Larry Johnson	2006
14	Priest Holmes	2004

Most Rushing Touchdowns, Consecutive Seasons

48	Priest Holmes (21, 27)	2002-03
41	Priest Holmes (27, 14)	2003-04
37	Larry Johnson (20, 17)	2005-06
29	Priest Holmes (8, 21)	2001-02
29	Larry Johnson (9, 20)	2004-05

Most Rushing Touchdowns, Rookie, Season

10	Billy Jackson	1981
9	Abner Haynes	1960
8	Kareem Hunt	2017
7	Robert Holmes	1968
6	Mike Garrett	1966

Most Rushing Touchdowns, Game

4	Abner Haynes vs. Oakland	Nov. 26, 1961
4	Priest Holmes at Cleveland	Sept. 8, 2002
4	Priest Holmes vs. Atlanta	Oct. 24, 2004
4	Derrick Blaylock vs. Atlanta	Oct. 24, 2004
3	Jack Spikes vs. Houston	Oct. 1, 1961
3	Abner Haynes vs. Boston	Sept. 8, 1962
3	Bert Coan at Denver	Oct. 23, 1966
3	Ed Podolak at Detroit	Nov. 25, 1971
3	Ed Podolak vs. Cleveland	Dec. 12, 1976
3	Billy Jackson at Oakland	Oct. 25, 1981
3	Marcus Allen at Seattle	Dec. 5, 1993
3	Donnell Bennett at Philadelphia	Sept. 27, 1998
3	Bam Morris at San Diego	Nov. 22, 1998
3	Priest Holmes vs. Denver	Oct. 20, 2002
3	Priest Holmes vs. Pittsburgh	Sept. 14, 2003
3	Priest Holmes vs. Buffalo	Oct. 26, 2003
3	Priest Holmes vs. Detroit	Dec. 14, 2003
3	Priest Holmes at Minnesota	Dec. 20, 2003
3	Priest Holmes at Denver	Sept. 12, 2004
3	Priest Holmes vs. Indianapolis	Oct. 31, 2004
3	Larry Johnson at Dallas	Dec. 11, 2005
3	Larry Johnson vs. Cincinnati	Jan. 1, 2006
3	Larry Johnson vs. Seattle	Oct. 29, 2006
3	Larry Johnson vs. Jacksonville	Dec. 31, 2006
3	Jamaal Charles at Green Bay	Sept. 28, 2015

Most Rushing Touchdowns, Consecutive Games

7	Priest Holmes	Oct. 24-31, 2004
6	Priest Holmes	Dec. 14-20, 2003
5	Priest Holmes, 5 times	Last; Dec. 20-28, 2003
5	Larry Johnson, 3 times	Last; Oct. 22-29, 2006

Most Consecutive Games With Rushing Touchdown

11	Priest Holmes	Sept. 22 - Dec. 8, 2002
8	Priest Holmes	Nov. 23, 2003 - Sept. 19, 2004
8	Larry Johnson	Nov. 28, 2004 - Sept. 18, 2005
7	Larry Johnson	Nov. 20, 2005 - Jan. 1, 2006
7	Larry Johnson	Oct. 15 - Nov. 23, 2006

PASSING

PASSER RATING

Most Seasons Leading League in Passing		
4	Len Dawson	1962, 1964, 1966, 1968
Highest Passer Rating Career (1,000 attempts)		

106.5	Patrick Mahomes	2017-22
94.8	Alex Smith	2013-17
87.3	Trent Green	2001-06
83.2	Len Dawson	1962-75
81.8	Steve DeBerg	1988-91
80.6	Elvis Grbac	1997-00

Highest Passer Rating, Season (200 attempts)

113.8	Patrick Mahomes	2018
108.2	Patrick Mahomes	2020
105.3	Patrick Mahomes	2019
104.7	Alex Smith	2017
101.9	Len Dawson	1966

Highest Passer Rating, Rookie, Season

112.3	Todd Blackledge	1983
76.4	Patrick Mahomes	2017
66.7	Hunter Enis	1960
55.8	Steve Fuller	1979

Highest Passer Rating, Game (20 attempts)

158.3	Trent Green vs. Detroit	Dec. 14, 2003
158.3	Alex Smith at Oakland	Dec. 15, 2013
156.6	Steve Bono at Seattle	Sept. 3, 1995
154.8	Patrick Mahomes at Pittsburgh	Sept. 16, 2018
154.3	Trent Green at Washington	Sept. 30, 2001
148.6	Alex Smith at New England	Sept. 7, 2017
147.6	Bill Kenney at San Diego	Dec. 16, 1984
146.0	Joe Montana at Tampa Bay	Sept. 5, 1993

Most 100.0+ Passer Rating Games, Career

37	Patrick Mahomes	2017-22
30	Len Dawson	1962-75
29	Alex Smith	2013-17
27	Trent Green	2001-06
19	Steve DeBerg	1988-91
14	Bill Kenney	1980-88

Most 100.0+ Passer Rating Games, Season

13	Patrick Mahomes	2018
10	Steve DeBerg	1990
9	Alex Smith	2017
9	Patrick Mahomes	2020
8	Patrick Mahomes	2021
7	Trent Green	2003
7	Trent Green	2004
6	Alex Smith	2015
6	Matt Cassel	2010

PASSES ATTEMPTED

Most Passes Attempted, Career

3,696	Len Dawson	1962-75
2,777	Trent Green	2001-06
2,436	Alex Smith	2013-17
2,430	Bill Kenney	1979-88
2,384	Patrick Mahomes	2017-22
1,751	Mike Livingston	1968-79
1,616	Steve DeBerg	1988-91

Most Passes Attempted, Season (All 500+)

658	Patrick Mahomes	2021
603	Bill Kenney	1983
588	Patrick Mahomes	2020
580	Patrick Mahomes	2018
556	Trent Green	2004
547	Elvis Grbac	2000
523	Trent Green	2001
523	Trent Green	2003
520	Steve Bono	1995
508	Alex Smith	2013
507	Trent Green	2005
505	Alex Smith	2017

Most Passes Attempted, Consecutive Seasons

1,246	Patrick Mahomes (588, 658)	2020-21
1,079	Trent Green (523, 556)	2003-04
1,072	Patrick Mahomes (484, 588)	2019-20
1,064	Patrick Mahomes (580, 484)	2018-19
1,063	Trent Green (556, 507)	2004-05
1,046	Elvis Grbac (499, 547)	1999-00

Most Passes Attempted, Rookie, Season

270	Steve Fuller	1979
54	Hunter Enis	1960
35	Patrick Mahomes	2017
34	Todd Blackledge	1983

Most Passes Attempted, Game (All 50+)

REGULAR INDIVIDUAL

55	Joe Montana at San Diego	Oct. 9, 1994
55	Steve Bono at Miami	Dec. 12, 1994
54	Joe Montana at Denver	Oct. 17, 1994
54	Steve Bono at San Diego	Sept. 29, 1996
54	Patrick Mahomes vs. Buffalo	Oct. 10, 2021
53	Elvis Grbac at Oakland	Nov. 5, 2000
53	Trent Green at San Diego	Jan. 2, 2005
53	Matt Cassel at Denver	Nov. 14, 2010
53	Patrick Mahomes vs. Baltimore	Dec. 9, 2018
52	Bill Kenney at Denver	Oct. 30, 1983
50	Bill Kenney vs. Buffalo	Nov. 30, 1986
50	Steve DeBerg at Cleveland	Nov. 24, 1991
50	Rich Gannon at Jacksonville	Nov. 9, 1997
50	Alex Smith at Pittsburgh	Oct. 2, 2016
50	Patrick Mahomes at Tennessee	Nov. 10, 2019
50	Patrick Mahomes at Las Vegas	Nov. 14, 2021

PASSES COMPLETED

Most Passes Completed, Career

2,115	Len Dawson	1962-75
1,720	Trent Green	2001-06
1,587	Alex Smith	2013-17
1,580	Patrick Mahomes	2017-22
1,330	Bill Kenney	1979-88
934	Steve DeBerg	1988-91
912	Mike Livingston	1968-79

Most Passes Completed, Season (All 300+)

436	Patrick Mahomes (658 att.)	2021
390	Patrick Mahomes (588 att.)	2020
383	Patrick Mahomes (580 att.)	2018
369	Trent Green (556 att.)	2004
346	Bill Kenney (603 att.)	1983
341	Alex Smith (505 att.)	2017
330	Trent Green (523 att.)	2003
328	Alex Smith (461 att.)	2016
326	Elvis Grbac (547 att.)	2000
319	Patrick Mahomes (484 att.)	2019
317	Trent Green (507 att.)	2005
308	Alex Smith (508 att.)	2013
307	Alex Smith (470 att.)	2015
303	Alex Smith (464 att.)	2014

Most Passes Completed, Consecutive Seasons (All 600+)

826	Patrick Mahomes (390, 436)	2020-21
709	Patrick Mahomes (319, 390)	2019-20
702	Patrick Mahomes (383, 319)	2018-19
699	Trent Green (330, 369)	2003-04
686	Trent Green (369, 317)	2004-05
686	Patrick Mahomes (383, 303)	2018-19
669	Alex Smith (328, 341)	2016-17
635	Alex Smith (307, 328)	2015-16
620	Elvis Grbac (294, 326)	1999-00
617	Trent Green (287, 330)	2002-03
611	Alex Smith (308, 303)	2013-14
610	Alex Smith (303, 307)	2014-15

Most Passes Completed, Rookie, Season

146	Steve Fuller	1979
30	Hunter Enis	1960
22	Patrick Mahomes	2017
20	Todd Blackledge	1983

Most Passes Completed, Game (All 30+)

39	Elvis Grbac at Oakland	Nov. 5, 2000
37	Joe Montana at San Diego	Oct. 9, 1994
37	Patrick Mahomes at Tampa Bay	Nov. 29, 2020
36	Patrick Mahomes at Tennessee	Nov. 10, 2019
35	Patrick Mahomes at Baltimore	Dec. 9, 2018
35	Patrick Mahomes at Las Vegas	Nov. 14, 2021
34	Joe Montana at Denver	Oct. 17, 1994
34	Trent Green at Denver	Dec. 7, 2003
34	Alex Smith vs. San Diego	Sept. 11, 2016
34	Patrick Mahomes at Las Vegas	Nov. 22, 2020
33	Steve Bono at Miami	Dec. 12, 1994
33	Trent Green at San Diego	Jan. 2, 2005
33	Matt Cassel at Denver	Nov. 14, 2010
33	Patrick Mahomes at L.A. Rams	Nov. 19, 2018
33	Patrick Mahomes vs. Buffalo	Oct. 10, 2021
32	Trent Green at Tampa Bay	Nov. 7, 2004
32	Trent Green vs. Oakland	Dec. 25, 2004
32	Patrick Mahomes at Washington	Oct. 17, 2021
31	Bill Kenney at San Diego	Dec. 11, 1983
31	Elvis Grbac vs. Carolina	Dec. 10, 2000
31	Trent Green at San Diego	Oct. 30, 2005

31	Alex Smith at Pittsburgh	Dec. 21, 2014
31	Alex Smith at Cincinnati	Oct. 4, 2015
31	Patrick Mahomes at Baltimore	Sept. 28, 2020
31	Patrick Mahomes vs. N.Y. Jets	Nov. 1, 2020
31	Patrick Mahomes at Los Angeles Chargers	Dec. 16, 2021
30	Steve DeBerg vs. Cleveland	Nov. 24, 1991
30	Elvis Grbac vs. Seattle	Nov. 21, 1999
30	Alex Smith at Pittsburgh	Oct. 2, 2016
30	Patrick Mahomes at Oakland	Sept. 15, 2019
30	Patrick Mahomes vs. Carolina	Nov. 8, 2020
30	Patrick Mahomes at Arizona	Sept. 11, 2022

Most Consecutive Passes Completed

15	Len Dawson at Houston	Sept. 9, 1967
15	Bill Kenney vs. San Diego (13) at Washington (2)	Sept. 12, 1983 Sept. 18, 1983
15	Alex Smith at Oakland	Oct. 16, 2016
15	Alex Smith at Atlanta	Dec. 4, 2016
14	Trent Green vs. Indianapolis	Oct. 31, 2004

Most Seasons Leading League

*8	Len Dawson	1962, '64-69, '75
----	------------	-------------------

*NFL RECORD

Most Consecutive Seasons Leading League

*6	Len Dawson	1964-69
----	------------	---------

*NFL RECORD

Highest Completion Percentage, Career (1,000 attempts)

66.28	Patrick Mahomes (2,384-1,580)	2017-22
65.15	Alex Smith (2,436-1,587)	2013-17
61.94	Trent Green (2,777-1,720)	2001-06
57.97	Steve DeBerg (1,616-934)	1988-91
57.94	Elvis Grbac (1,548-897)	1997-00
57.35	Matt Cassel (1,489-854)	2009-12

Highest Completion Percentage, Season (100 attempts)

67.52	Alex Smith (505-341)	2017
67.08	Alex Smith (489-328)	2016
66.43	Len Dawson (140-93)	1975
66.37	Trent Green (556-369)	2004
66.33	Patrick Mahomes (588-390)	2020
66.26	Patrick Mahomes (658-436)	2021

Highest Completion Percentage, Rookie, Season

62.86	Patrick Mahomes (35-22)	2017
58.82	Todd Blackledge (34-20)	1983
55.56	Hunter Enis (54-30)	1960
54.07	Steve Fuller (270-146)	1979

Highest Completion Percentage, Game (20 attempts)

86.36	A. Smith at Oakland (22-19)	Oct. 16, 2016
86.21	A. Smith vs. St. Louis (29-25)	Oct. 26, 2014
85.00	A. Smith at Oakland (20-17)	Dec. 15, 2013
84.00	A. Smith at Baltimore (25-21)	Dec. 20, 2015
84.00	A. Smith at Atlanta (25-21)	Dec. 4, 2016

PASSING YARDS

Most Passing Yards, Career (All 10,000+)

28,507	Len Dawson	1962-75
21,459	Trent Green	2001-06
19,351	Patrick Mahomes	2017-22
17,608	Alex Smith	2013-17
17,277	Bill Kenney	1979-88
11,873	Steve DeBerg	1988-91
11,295	Mike Livingston	1968-79
10,642	Elvis Grbac	1997-00

Most Passing Yards, Season (All 4,000+)

5,097	Patrick Mahomes	2018
4,839	Patrick Mahomes	2021
4,740	Patrick Mahomes	2020
4,591	Trent Green	2004
4,348	Bill Kenney	1983
4,169	Elvis Grbac	2000
4,042	Alex Smith	2017
4,039	Trent Green	2003
4,031	Patrick Mahomes	2019
4,014	Trent Green	2005

Most Passing Yards, Consecutive Seasons

9,579	Patrick Mahomes (4,740, 4,839)	2020-21
-------	--------------------------------	---------

REGULAR INDIVIDUAL

9,128	Patrick Mahomes (5,097, 4,031)	2018-19
8,771	Patrick Mahomes (4,031, 4,740)	2019-20
8,630	Trent Green (4,039, 4,591)	2003-04
8,605	Trent Green (4,591, 4,014)	2004-05

Most Passing Yards, Rookie, Season

1,484	Steve Fuller	1979
357	Hunter Enis	1960
284	Patrick Mahomes	2017
259	Todd Blackledge	1983

Most Passing Yards, Game (All 400+)

504	Elvis Grbac at Oakland	Nov. 5, 2000
478	Patrick Mahomes at L.A. Rams	Nov. 19, 2018
469	Matt Cassel at Denver	Nov. 14, 2010
462	Patrick Mahomes at Tampa Bay	Nov. 29, 2020
446	Patrick Mahomes at Tennessee	Nov. 10, 2019
443	Patrick Mahomes at Oakland	Sept. 15, 2019
435	Len Dawson vs. Denver	Nov. 1, 1964
416	Patrick Mahomes vs. N.Y. Jets	Nov. 1, 2020
411	Bill Kenney at San Diego	Dec. 11, 1983
410	Patrick Mahomes at Los Angeles Chargers	Dec. 16, 2021
406	Patrick Mahomes at Las Vegas	Nov. 14, 2021
400	Trent Green at Green Bay	Oct. 12, 2003

Most Games, 300 Yards Passing, Career

32	Patrick Mahomes	2017-21
24	Trent Green	2001-06
15	Bill Kenney	1979-88
9	Len Dawson	1962-75
8	Alex Smith	2013-17
7	Elvis Grbac	1997-00
5	Steve DeBerg	1988-91

Most Games, 300 Yards Passing, Season

10	Patrick Mahomes	2018
9	Patrick Mahomes	2020
8	Trent Green	2004
7	Bill Kenney	1983
7	Patrick Mahomes	2019
5	Elvis Grbac	2000
5	Trent Green	2003
5	Alex Smith	2017
5	Patrick Mahomes	2021

Most Consecutive Games, 300 Yards Passing, Season

8	Patrick Mahomes	2018
6	Patrick Mahomes	2020
5	Patrick Mahomes	2019
4	Bill Kenney	1983
4	Trent Green	2004
3	Elvis Grbac	2000
2	Joe Montana	1994
2	Steve Bono	1994
2	Trent Green	2001
2	Trent Green	2002
2	Trent Green	2003
2	Patrick Mahomes	2020
2	Patrick Mahomes	2021

Long Pass Completion (All TDs)

*99	Trent Green vs. San Diego (to Marc Boerigter)	Dec. 22, 2002
93	Mike Livingston vs. Miami (to Otis Taylor for 79 yards, lateral to Robert Holmes for 14 yards)	Oct. 19, 1969
92	Len Dawson at Denver (to Tommy Brooker)	Nov. 18, 1962
92	Len Dawson at Oakland (to Gloster Richardson)	Nov. 3, 1968
90	Len Dawson vs. Houston (to Frank Pitts)	Nov. 17, 1968
90	Steve DeBerg vs. San Diego (to J.J. Birden)	Nov. 18, 1990

*NFL RECORD

Most 20+ Yard Passes, Career

274	Trent Green	2001-06
258	Patrick Mahomes	2017-22
215	Alex Smith	2013-17
133	Elvis Grbac	1997-00
122	Matt Cassel	2009-12

Most 20+ Yard Passes, Season

75	Patrick Mahomes	2018
67	Patrick Mahomes	2020
59	Trent Green	2004
58	Patrick Mahomes	2021
55	Elvis Grbac	2000
54	Trent Green	2003

Most 20+ Yard Passes, Game

9	Matt Cassel at Denver	Nov. 14, 2010
---	-----------------------	---------------

9	Patrick Mahomes at L.A. Rams	Nov. 19, 2018
8	Patrick Mahomes at Oakland	Sept. 15, 2019
8	Patrick Mahomes at Miami	Dec. 13, 2020
7	Dave Krieg at L.A. Raiders	Dec. 6, 1992
7	Rich Gannon at San Diego	Nov. 22, 1998
7	Elvis Grbac at Oakland	Nov. 5, 2000
7	Trent Green at Arizona	Oct. 21, 2001
7	Trent Green vs. Indianapolis	Oct. 31, 2004
7	Alex Smith at New York Jets	Dec. 3, 2017
7	Patrick Mahomes at Cleveland	Nov. 4, 2018
7	Patrick Mahomes vs. Las Vegas	Oct. 11, 2020
7	Patrick Mahomes vs. Carolina	Nov. 8, 2020
7	Patrick Mahomes at Tampa Bay	Nov. 29, 2020
7	Patrick Mahomes at Los Angeles Chargers	Dec. 16, 2021
6	19 times; Last P. Mahomes at Las Vegas	Nov. 14, 2021

Most Seasons Leading League

3	Len Dawson	1962, '66, '69
---	------------	----------------

Highest Passing Average, Career (1,000 attempts)

8.12	Patrick Mahomes (2,384-19,351)	2017-22
7.73	Trent Green (2,777-21,459)	2001-06
7.71	Len Dawson (3,696-28,507)	1962-75
7.35	Steve DeBerg (1,616-11,873)	1988-91
7.23	Alex Smith (2,436-17,608)	2013-17
7.11	Bill Kenney (2,430-17,277)	1979-88

Highest Passing Average, Season (Qualifiers: 224 attempts/16 G; 238 attempts/17 G)

9.42	Len Dawson (224-2,109)	1968
8.90	Len Dawson (310-2,759)	1962
8.90	Len Dawson (284-2,527)	1966
8.79	Patrick Mahomes (580-5,097)	2018

Highest Passing Average, Game (20 attempts)

15.76	S. DeBerg at New England (21-331)	Dec. 2, 1990
14.35	A. Smith at Oakland (20-287)	Dec. 15, 2013
13.90	T. Green vs. Denver (21-292)	Dec. 16, 2001
12.82	L. Dawson vs. Denver (22-282)	Dec. 19, 1965

Most Seasons Leading League

*4	Len Dawson	1962, '63, '65, '66
----	------------	---------------------

*NFL RECORD

TOUCHDOWN PASSES

Most Touchdown Passes, Career

237	Len Dawson	1962-75
156	Patrick Mahomes	2017-22
118	Trent Green	2001-06
105	Bill Kenney	1979-88
102	Alex Smith	2013-17
67	Steve DeBerg	1988-91

Most Touchdown Passes, Season

50	Patrick Mahomes	2018
38	Patrick Mahomes	2020
37	Patrick Mahomes	2021
30	Len Dawson	1964
29	Len Dawson	1962

Most Touchdown Passes, Consecutive Seasons

76	Patrick Mahomes (50, 26)	2018-19
75	Patrick Mahomes (38, 37)	2020-21
64	Patrick Mahomes (26, 38)	2019-20
56	Len Dawson (26, 30)	1963-64
55	Len Dawson (29, 26)	1962-63

Most Touchdown Passes, Rookie, Season

6	Steve Fuller	1979
3	Todd Blackledge	1983
1	Hunter Enis	1960

Most Touchdown Passes, Game

6	Len Dawson vs. Denver	Nov. 1, 1964
6	Patrick Mahomes	2 times
	Last; at L.A. Rams	Nov. 19, 2018
5	Len Dawson	2 times
	Last; vs. Miami	Oct. 8, 1967
5	Elvis Grbac vs. San Diego	Sept. 17, 2000
5	Trent Green vs. Miami	Sept. 29, 2002
5	Alex Smith at Oakland	Dec. 15, 2013
5	Patrick Mahomes	4 times
	Last; at Arizona	Sept. 11, 2022
4	Len Dawson	6 times
	Last; at Baltimore	Sept. 28, 1970
4	Bill Kenney	4 times
	Last; at Chicago	Nov. 1, 1987
4	Trent Green at Cleveland	Dec. 3, 2006
4	Matt Cassel	2 times
	Last; at Indianapolis	Oct. 9, 2011

REGULAR INDIVIDUAL

4	Alex Smith	2 times
	Last; at New York Jets	Dec. 3, 2017
4	Patrick Mahomes	8 times
	Last; vs. Carolina	Nov. 8, 2020

Most Consecutive Games, Touchdown Passes

31	Patrick Mahomes	Oct. 6, 2019 - Oct. 17, 2021
15	Elvis Grbac	Nov. 28, 1999 - Nov. 12, 2000
14	Len Dawson	Oct. 3, 1965 - Oct. 8, 1966
14	Patrick Mahomes	Oct. 14, 2018 - Sept. 22, 2019
12	Len Dawson	Sept. 8, 1962 - Dec. 2, 1962
12	Trent Green	Nov. 28, 2001 - Oct. 20, 2002

INTERCEPTIONS

Most Consecutive Passes, None Intercepted

312	Alex Smith	2015
297	Alex Smith	2016-17
233	Steve DeBerg	1990
219	Patrick Mahomes	2018-19
202	Rich Gannon	1997-98
187	Patrick Mahomes	2017-18

Most Passes Had Intercepted, Career

178	Len Dawson	1962-75
86	Bill Kenney	1979-88
85	Trent Green	2001-06
83	Mike Livingston	1968-79
50	Steve DeBerg	1988-91

Most Attempts, No Interceptions, Game (All 40+)

53	Matt Cassel at Denver	Nov. 14, 2010
50	Patrick Mahomes at Las Vegas	Nov. 14, 2021
49	Patrick Mahomes at Tampa Bay	Nov. 29, 2020
47	Trent Green at Denver	Dec. 7, 2003
47	Patrick Mahomes at L.A. Chargers	Sept. 20, 2020
47	Patrick Mahomes at New Orleans	Dec. 20, 2020
45	Patrick Mahomes at Denver	Oct. 1, 2018
45	Alex Smith at Cincinnati	Oct. 4, 2015
45	Bill Kenney at L.A. Raiders	Oct. 9, 1983
45	Steve DeBerg at Denver	Sept. 17, 1990
45	Trent Green at Green Bay	Oct. 12, 2003
45	Alex Smith at Denver	Nov. 17, 2013
45	Alex Smith at Pittsburgh	Dec. 21, 2014
45	Patrick Mahomes vs. Carolina	Nov. 8, 2020
44	Alex Smith at Denver	Nov. 27, 2016
44	Patrick Mahomes at Oakland	Sept. 15, 2019
44	Patrick Mahomes at Denver	Jan. 8, 2022
43	Bill Kenney at Houston	Oct. 23, 1983
43	Rich Gannon at Denver	Dec. 6, 1998
43	Trent Green at Denver	Dec. 15, 2002
43	Trent Green at San Diego	Oct. 30, 2005
43	Matt Cassel vs. Buffalo	Dec. 13, 2009
42	Trent Green vs. Cleveland	Nov. 9, 2003
42	Trent Green at Cincinnati	Nov. 16, 2003
42	Alex Smith at Denver	Sept. 14, 2014
42	Patrick Mahomes at Detroit	Sept. 29, 2019
42	Patrick Mahomes at Baltimore	Sept. 28, 2020
42	Patrick Mahomes vs. N.Y. Jets	Nov. 1, 2020
41	Todd Blackledge vs. Houston	Nov. 11, 1984
41	Steve Bono vs. San Diego	Oct. 9, 1995
41	Rich Gannon vs. Dallas	Dec. 13, 1998
41	Tyler Thigpen at San Diego	Nov. 9, 2008
40	Steve Bono vs. New England	Oct. 15, 1995
40	Elvis Grbac vs. San Diego	Oct. 16, 1997
40	Elvis Grbac vs. Oakland	Oct. 15, 2000
40	Patrick Mahomes at Seattle	Dec. 23, 2018
40	Patrick Mahomes vs. Denver	Dec. 6, 2020

Most Passes Had Intercepted, Season

24	Trent Green	2001
23	Cotton Davidson	1961
19	Len Dawson	1963
19	Bill Kenney	1983
17	Len Dawson	1962, '67
17	Trent Green	2004

Most Passes Had Intercepted, Rookie, Season

14	Steve Fuller	1979
2	Hunter Enis	1960
2	Brodie Croyle	2006
1	Tyler Thigpen	2007
1	Patrick Mahomes	2017
0	Todd Blackledge	1983

Most Interceptions, Game

6	Todd Blackledge vs. L.A. Rams	Oct. 20, 1985
5	Cotton Davidson at Houston	Oct. 16, 1960
5	Len Dawson vs. Oakland	Nov. 23, 1969
5	Mike Livingston vs. Pittsburgh	Oct. 13, 1974
5	Bill Kenney vs. San Diego	Sept. 20, 1981
5	Steve DeBerg at San Diego	Sept. 24, 1989

Lowest Percentage, Passes Had Intercepted, Career (1,000 att)

1.35	Alex Smith (2,436-33)	2013-17
1.55	Patrick Mahomes (2,384-37)	2017-22
2.96	Matt Cassel (1,489-44)	2009-12
3.04	Elvis Grbac (1,548-47)	1997-00
3.09	Steve DeBerg (1,616-50)	1988-91
3.54	Bill Kenney (2,430-85)	1979-88

Lowest Percentage, Passes Had Intercepted, Season (300 att)

0.90	Steve DeBerg (444-4)	1990
0.99	Alex Smith (505-5)	2017
1.02	Patrick Mahomes (588-6)	2020
1.03	Patrick Mahomes (484-5)	2019
1.29	Alex Smith (464-6)	2014
1.38	Alex Smith (508-7)	2013
1.49	Alex Smith (470-7)	2015
1.56	Matt Cassel (450-7)	2010
1.64	Alex Smith (489-8)	2016
1.69	Rich Gannon (354-6)	1998
1.83	Joe Montana (493-9)	1994

SACKS

Times Sacked (All 100+)

195.0	Bill Kenney	1979-88
192.0	Alex Smith	2013-17
173.0	Trent Green	2001-06
133.0	Mike Livingston	1968-79
120.0	Steve Fuller	1979-82
109.0	Matt Cassel	2009-12

Times Sacked, Season

49.0	Steve Fuller	1980
48.0	Dave Krieg	1992
45.0	Alex Smith	2014
45.0	Alex Smith	2015
42.0	Matt Cassel	2009
41.0	Bill Kenney	1983
39.0	Trent Green	2001
39.0	Alex Smith	2013

Times Sacked, Game

10.0	Steve Fuller vs. Baltimore	Nov. 2, 1980
8.0	Steve Fuller at Pittsburgh	Dec. 5, 1982

PASS RECEIVING

RECEPTIONS

Most Seasons Leading League

1	MacArthur Lane (66 recs.)	1976
1	Tony Gonzalez (102 recs.)	2004

Most Pass Receptions, Career (All 400+)

916	Tony Gonzalez	1997-08
712	Travis Kelce	2013-22
532	Dwayne Bowe	2007-14
479	Tyreek Hill	2016-21
416	Henry Marshall	1976-87
410	Otis Taylor	1965-75

Most Seasons, 50 or More Pass Receptions

11	Tony Gonzalez	1998-08
8	Travis Kelce	2014-21
6	Dwayne Bowe	2007-08, 2010-13
6	Tyreek Hill	2016-21
5	Kimble Anders	1994-98
5	Eddie Kennison	2002-06
4	Chris Burford	1961, '63-64, '66
4	Otis Taylor	1966-67, '71-72
3	Carlos Carson	1983-84, '87

REGULAR INDIVIDUAL

3	Stephone Paige	1986, '88, '90
3	Derrick Alexander	1998-00
3	Priest Holmes	2001-03

Most Pass Receptions, Season (All 80+)

111	Tyreek Hill	2021
105	Travis Kelce	2020
103	Travis Kelce	2018
102	Tony Gonzalez	2004
99	Tony Gonzalez	2007
97	Travis Kelce	2019
96	Tony Gonzalez	2008
93	Tony Gonzalez	2000
92	Travis Kelce	2021
87	Jeremy Maclin	2015
87	Tyreek Hill	2018
87	Tyreek Hill	2020
86	Dwayne Bowe	2008
85	Travis Kelce	2016
81	Dwayne Bowe	2011
80	Carlos Carson	1983

Most Pass Receptions, Consecutive Seasons

202	Travis Kelce (97, 105)	2019-20
200	Travis Kelce (103, 97)	2018-19
198	Tyreek Hill (87, 111)	2020-21
197	Travis Kelce (105, 92)	2020-21
195	Tony Gonzalez (99, 96)	2007-08

Most Pass Receptions, Game (All 10+)

14	Tony Gonzalez at San Diego	Jan. 2, 2005
13	Dwayne Bowe at Denver	Nov. 14, 2010
13	Dwayne Bowe at Seattle	Nov. 28, 2010
13	Tyreek Hill at Tampa Bay	Nov. 29, 2020
12	Ed Podolak vs. Denver	Oct. 7, 1973
12	Travis Kelce at Oakland	Dec. 2, 2018
12	Tyreek Hill vs. New York Giants	Nov. 1, 2021
12	Tyreek Hill at Los Angeles Chargers	Dec. 16, 2021
11	Chris Burford at Buffalo	Sept. 22, 1963
11	Emile Harry at Cleveland	Nov. 24, 1991
11	Kimble Anders vs. N.Y. Giants	Sept. 10, 1995
11	Tony Gonzalez at New England	Dec. 4, 2000
11	Dante Hall at Denver	Dec. 7, 2003
11	Tony Gonzalez vs. Oakland	Dec. 25, 2004
11	Jeremy Maclin at Cincinnati	Oct. 4, 2015
11	Travis Kelce vs. Denver	Dec. 25, 2016
11	Tyreek Hill at Tennessee	Nov. 10, 2019
11	Travis Kelce vs. Denver	Dec. 15, 2019
11	Tyreek Hill at Las Vegas	Nov. 22, 2020
11	Tyreek Hill vs. Cleveland	Sept. 12, 2021
11	Tyreek Hill at Philadelphia	Oct. 3, 2021
10	Chris Burford at Boston	Oct. 12, 1962
10	Chris Burford vs. Buffalo	Oct. 13, 1963
10	Frank Jackson at N.Y. Jets	Nov. 29, 1964
10	Chris Burford at Boston	Sept. 25, 1966
10	Otis Taylor vs. Cincinnati	Oct. 15, 1972
10	Ed Podolak at Houston	Sept. 29, 1974
10	Stephone Paige at Denver	Sept. 17, 1990
10	J.J. Birden at Miami	Dec. 12, 1994
10	Kimble Anders vs. Denver	Nov. 16, 1998
10	Tony Gonzalez at Denver	Sept. 24, 2000
10	Tony Gonzalez vs. Carolina	Dec. 10, 2000
10	Tony Gonzalez vs. Cincinnati	Sept. 10, 2006
10	Tony Gonzalez vs. Green Bay	Nov. 4, 2007
10	Tony Gonzalez vs. San Diego	Dec. 2, 2007
10	Tony Gonzalez at Detroit	Dec. 23, 2007
10	Tony Gonzalez at San Diego	Nov. 9, 2008
10	Tony Gonzalez vs. Buffalo	Nov. 23, 2008
10	Dwayne Bowe at Cincinnati	Dec. 28, 2008
10	Tyreek Hill at Carolina	Nov. 13, 2016
10	Albert Wilson at Denver	Dec. 31, 2017
10	Tyreek Hill at Los Angeles Rams	Nov. 19, 2018
10	Travis Kelce at Los Angeles Rams	Nov. 19, 2018
10	Travis Kelce vs. Carolina	Nov. 8, 2020
10	Travis Kelce at Los Angeles Chargers	Dec. 16, 2021

Most Pass Receptions, Half

11	T. Gonzalez (2nd) at San Diego	Jan. 2, 2005
10	E. Harry (2nd) at Cleveland	Nov. 24, 1991
9	C. Burford (2nd) vs. Buffalo	Oct. 13, 1963
9	K. Anders (2nd) vs. N.Y. Giants	Sept. 10, 1995
9	T. Gonzalez (1st) vs. Oakland	Dec. 25, 2004

Most Consecutive Games, Pass Receptions

131	Tony Gonzalez	Dec. 4, 2000 - Dec. 28, 2008
127	Travis Kelce	Sept. 7, 2014 - Sept. 11, 2022
83	Stephone Paige	Nov. 17, 1985 - Sept. 29, 1991
55	Eddie Kennison	Dec. 9, 2001 - Oct. 2, 2005
48	Priest Holmes	Sept. 9, 2001 - Sept. 19, 2004

Most Receptions, Running Back, Career

369	Kimble Anders	1991-00
288	Ed Podolak	1969-77
285	Jamaal Charles	2008-16
251	Priest Holmes	2001-07
197	Abner Haynes	1960-64

Most Receptions, Running Back, Season

74	Priest Holmes	2003
70	Priest Holmes	2002
70	Jamaal Charles	2013
67	Kimble Anders	1994
66	MacArthur Lane	1976

Most Receptions, Tight End, Career

916	Tony Gonzalez	1997-08
712	Travis Kelce	2013-22
198	Fred Arbanas	1962-70
163	Walter White	1975-79
135	Jonathan Hayes	1985-93
111	Keith Cash	1992-96

Most Pass Receptions, Tight End, Season

105	Travis Kelce	2020
103	Travis Kelce	2018
102	Tony Gonzalez	2004
99	Tony Gonzalez	2007
97	Travis Kelce	2019

Most Pass Receptions, Rookie, Season

70	Dwayne Bowe	2007
61	Tyreek Hill	2016
55	Abner Haynes (RB)	1960
53	Kareem Hunt (RB)	2017
48	Sylvester Morris	2000

RECEIVING YARDS

Most Receiving Yards, Career (All 6,000+)

10,940	Tony Gonzalez	1997-08
9,127	Travis Kelce	2013-22
7,306	Otis Taylor	1965-75
7,155	Dwayne Bowe	2007-14
6,630	Tyreek Hill	2016-21
6,545	Henry Marshall	1976-87
6,360	Carlos Carson	1980-89
6,341	Stephone Paige	1983-91

Most Seasons, 1,000 or More Receiving Yards

6	Travis Kelce	2016-21
4	Tony Gonzalez	2000, 2004, 2007-08
4	Tyreek Hill	2017-18, 2020-21
3	Carlos Carson	1983-84, '87
3	Dwayne Bowe	2008, 2010-11
2	Otis Taylor	1966, '71
2	Eddie Kennison	2004-05
1	Stephone Paige	1990
1	Andre Rison	1997
1	Derrick Alexander	2000
1	Jeremy Maclin	2015

Most Receiving Yards, Season (All 1,000+)

1,479	Tyreek Hill	2018
1,416	Travis Kelce	2020
1,391	Derrick Alexander	2000
1,351	Carlos Carson	1983
1,336	Travis Kelce	2018
1,297	Otis Taylor	1966
1,276	Tyreek Hill	2020
1,258	Tony Gonzalez	2004
1,239	Tyreek Hill	2021
1,229	Travis Kelce	2019
1,203	Tony Gonzalez	2000
1,183	Tyreek Hill	2017
1,172	Tony Gonzalez	2007
1,162	Dwayne Bowe	2010
1,159	Dwayne Bowe	2011
1,125	Travis Kelce	2016

REGULAR INDIVIDUAL

1,125	Travis Kelce	2021
1,110	Otis Taylor	1971
1,102	Eddie Kennison	2005
1,092	Andre Rison	1997
1,086	Eddie Kennison	2004
1,078	Carlos Carson	1984
1,058	Tony Gonzalez	2008
1,044	Carlos Carson	1987
1,038	Travis Kelce	2017
1,034	Jeremy Maclin	2015
1,022	Dwayne Bowe	2008
1,021	Stephone Paige	1990

Most Receiving Yards, Consecutive Seasons

2,662	Tyreek Hill (1,183, 1,479)	2017-18
2,645	Travis Kelce (1,229, 1,416)	2019-20
2,565	Travis Kelce (1,336, 1,229)	2018-19
2,541	Travis Kelce (1,416, 1,125)	2020-21
2,515	Tyreek Hill (1,276, 1,239)	2020-21
2,429	Carlos Carson (1,351, 1,078)	1983-84

Most Receiving Yards, Game

309	Stephone Paige vs. San Diego (8 Receptions)	Dec. 22, 1985
269	Tyreek Hill at Tampa Bay (13 Receptions)	Nov. 29, 2020
215	Tyreek Hill at L.A. Rams (10 Receptions)	Nov. 19, 2018
213	Curtis McClinton vs. Denver (5 Receptions)	Dec. 19, 1965
210	Larry Brunson vs. San Diego (9 Receptions)	Nov. 10, 1974
206	Stephone Paige at Denver (10 Receptions)	Sept. 17, 1990
198	Sammy Watkins at Jacksonville (9 Receptions)	Sept. 8, 2019
197	Carlos Carson at San Diego (9 Receptions)	Oct. 25, 1987
197	Tyreek Hill vs. Cleveland (11 Receptions)	Sept. 12, 2021

Most Games, 100 or More Receiving Yards, Career

30	Travis Kelce	2013-22
26	Tony Gonzalez	1997-08
20	Otis Taylor	1965-75
18	Carlos Carson	1980-88
18	Tyreek Hill	2016-21
17	Eddie Kennison	2001-07

Most Games, 100 or More Receiving Yards, Season

6	Otis Taylor	1966
6	Carlos Carson	1983
6	Derrick Alexander	2000
6	Tony Gonzalez	2000
6	Tony Gonzalez	2004
6	Travis Kelce	2016
6	Tyreek Hill	2018
6	Travis Kelce	2020
5	Eddie Kennison	2004
5	Eddie Kennison	2005
5	Tony Gonzalez	2007
5	Dwayne Bowe	2010
5	Travis Kelce	2018

Most Consecutive Games, 100 or More Receiving Yards, Season

4	Tony Gonzalez	2000
4	Travis Kelce	2016
3	Frank Jackson	1964
3	Otis Taylor	1966
3	Willie Davis	1992
3	Dwayne Bowe	2010
3	Travis Kelce	2020
3	Tyreek Hill	2020

Longest Pass Receptions (All TDs)

*99	Marc Boerigter vs. San Diego (from Trent Green)	Dec. 22, 2002
92	Tommy Brooker at Denver (from Len Dawson)	Nov. 18, 1962
92	Gloster Richardson at Oakland (from Len Dawson)	Nov. 3, 1968
90	Frank Pitts vs. Boston (from Len Dawson)	Nov. 17, 1968
90	J.J. Birden vs. San Diego (from Steve DeBerg)	Nov. 18, 1990
89	Otis Taylor vs. Miami (from Len Dawson)	Nov. 13, 1966
89	Demarcus Robinson vs. Oakland (from Patrick Mahomes)	Dec. 30, 2018
86	Stephone Paige vs. New England (from Steve DeBerg)	Dec. 2, 1990
86	Derrick Alexander at Chicago (from Elvis Grbac)	Sept. 12, 1999

*NFL RECORD

Most Receiving Yards, Running Back, Career

2,829	Kimble Anders	1991-00
2,739	Abner Haynes	1960-65
2,457	Jamaal Charles	2008-16
2,456	Ed Podolak	1969-77
2,377	Priest Holmes	2001-07

Most Receiving Yards, Running Back, Season

693	Jamaal Charles	2013
690	Priest Holmes	2003
672	Priest Holmes	2002
614	Priest Holmes	2001
590	Curtis McClinton	1965

Most Receiving Yards, Running Back, Game

213	Curtis McClinton vs. Denver	Dec. 19, 1965
195	Jamaal Charles at Oakland	Dec. 15, 2013
149	Abner Haynes vs. San Diego	Oct. 20, 1963
130	Johnny Robinson vs. Buffalo	Dec. 18, 1960
129	Spencer Ware vs. San Diego	Sept. 11, 2016
127	Abner Haynes at N.Y. Titans	Dec. 3, 1961

Most Games, 100 or More Receiving Yards, RB, Career

5	Abner Haynes	1960-65
5	Priest Holmes	2001-07
3	Johnny Robinson	1960-71
3	Paul Palmer	1987-88
2	Curtis McClinton	1962-69
2	Larry Johnson	2003-09
2	Jamaal Charles	2008-16

Most Games, 100 or More Receiving Yards, RB, Season

3	Paul Palmer	1988
2	Johnny Robinson	1960
2	Abner Haynes	1964
2	Priest Holmes	2001

Most Receiving Yards, Tight End, Career (All 1,000+)

10,940	Tony Gonzalez	1997-08
9,127	Travis Kelce	2013-22
3,101	Fred Arbanas	1962-70
2,396	Walter White	1975-79
1,541	Jonathan Hayes	1985-93
1,046	Keith Cash	1992-96
1,009	Tony Moeaki	2010-12

Most Receiving Yards, Tight End, Season

1,416	Travis Kelce	2020
1,336	Travis Kelce	2018
1,258	Tony Gonzalez	2004
1,229	Travis Kelce	2019
1,203	Tony Gonzalez	2000
1,172	Tony Gonzalez	2007

Most Receiving Yards, Tight End, Game

191	Travis Kelce at Los Angeles Chargers	Dec. 16, 2021
168	Travis Kelce at Oakland	Dec. 2, 2018
160	Travis Kelce vs. Denver	Dec. 25, 2016
159	Travis Kelce vs. Carolina	Nov. 8, 2020
147	Tony Gonzalez at New England	Dec. 4, 2000
144	Tony Gonzalez at San Diego	Jan. 2, 2005

Most Receiving Yards, Rookie, Season

995	Dwayne Bowe	2007
789	Chris Burford	1960
678	Sylvester Morris	2000
611	Johnny Robinson (RB)	1960
593	Tyreek Hill	2016
576	Abner Haynes (RB)	1960

Highest Receiving Average, Career (200 receptions)

18.12	Carlos Carson (351-6,360)	1980-89
17.82	Otis Taylor (410-7,306)	1965-75
17.30	Derrick Alexander (213-3,685)	1998-01
16.82	Stephone Paige (377-6,341)	1983-91
16.29	Eddie Kennison (321-5,230)	2001-07

Highest Receiving Average, Season (24 receptions)

22.36	Otis Taylor (58-1,297)	1966
21.93	Stephone Paige (43-943)	1985
21.83	Frank Pitts (30-655)	1968

Highest Receiving Average, Game (3 receptions)

42.60	C. McClinton vs. Denver (5-213)	Dec. 19, 1965
40.00	J. Robinson vs. N.Y. Titans (3-120)	Oct. 2, 1960
39.67	Otis Taylor at Denver (3-119)	Dec. 14, 1968

RECEIVING TOUCHDOWNS

Most Receiving Touchdowns, Career

76	Tony Gonzalez	1997-08
58	Travis Kelce	2013-22
57	Otis Taylor	1965-75
56	Tyreek Hill	2016-21
55	Chris Burford	1960-67
49	Stephone Paige	1983-91
44	Dwayne Bowe	2007-14

REGULAR INDIVIDUAL

Most Receiving Touchdowns, Season

15	Dwayne Bowe	2010
15	Tyreek Hill	2020
12	Chris Burford	1962
12	Tyreek Hill	2018
11	Otis Taylor	1967
11	Stephone Paige	1986
11	Tony Gonzalez	1999
11	Travis Kelce	2020
10	Stephone Paige	1985
10	Derrick Alexander	2000
10	Tony Gonzalez	2003
10	Tony Gonzalez	2008
10	Travis Kelce	2018

Most Receiving Touchdowns, Consecutive Seasons

24	Tyreek Hill (15, 9)	2020-21
22	Tyreek Hill (7, 15)	2019-20
21	Chris Burford (12, 9)	1962-63
21	Stephone Paige (10, 11)	1985-86
20	Tony Gonzalez (11, 9)	1999-00
20	Dwayne Bowe (15, 5)	2010-11
20	Travis Kelce (11, 9)	2020-21

Most Receiving Touchdowns, Rookie, Season

6	Fred Arbanas	1962
6	Stephone Paige	1983
6	Tyreek Hill	2016
6	Mecole Hardman	2019
5	Chris Burford	1960
5	Otis Taylor	1965
5	Bill Jones	1990
5	Tim Barnett	1991
5	Dwayne Bowe	2007

Most Receiving Touchdowns, Game

4	Frank Jackson at San Diego	Dec. 13, 1964
4	Jamaal Charles at Oakland	Dec. 15, 2013
3	Chris Burford at Oakland	Sept. 23, 1962
3	Chris Burford at Boston	Sept. 25, 1966
3	Otis Taylor at Denver	Dec. 17, 1967
3	Otis Taylor at N.Y. Jets	Nov. 16, 1969
3	Sylvester Morris vs. San Diego	Sept. 17, 2000
3	Tony Gonzalez vs. Miami	Sept. 29, 2002
3	Dwayne Bowe at Seattle	Nov. 28, 2010
3	Tyreek Hill at New England	Oct. 14, 2018
3	Sammy Watkins at Jacksonville	Sept. 8, 2019
3	Tyreek Hill at Tampa Bay	Nov. 29, 2020
3	Tyreek Hill at Philadelphia	Oct. 3, 2021

Most Consecutive Games, Touchdown Receptions

7	Dwayne Bowe	Oct. 17, 2010 - Nov. 28, 2010
6	Travis Kelce	Dec. 6, 2020 - Sept. 19, 2021
5	Chris Burford	Sept. 8, 1962 - Oct. 12, 1962
5	Otis Taylor	Oct. 23, 1966 - Nov. 20, 1966
5	Tyreek Hill	Oct. 25, 2020 - Nov. 29, 2020
4	Curtis McClinton	Sept. 11, 1966 - Oct. 2, 1966
4	Willie Frazier	Sept. 17, 1972 - Oct. 8, 1972
4	Otis Taylor	Sept. 25, 1972 - Oct. 15, 1972
4	Tony Gonzalez	Sept. 24, 2000 - Oct. 22, 2000
4	Tony Gonzalez	Dec. 7, 2008 - Dec. 28, 2008
4	Tyreek Hill	Sept. 10, 2020 - Oct. 5, 2020
4	Travis Kelce	Dec. 16, 2021 - Sept. 11, 2022

Highest TD Catch Percentage, Season (20 recs.)

40.0	Marc Boerigter (20 recs., 8 TDs)	2002
33.3	Chris Burford (45 recs., 12 TDs)	1962
27.3	Gloster Richardson (22 recs., 6 TDs)	1968
25.0	Fred Arbanas (20 recs., 5 TDs)	1967
23.5	Fred Arbanas (34 recs., 8 TDs)	1964
23.1	Mecole Hardman (25 recs., 6 TDs)	2019

Most 20+ Yard Receptions, Career

130	Tony Gonzalez	1997-08
127	Travis Kelce	2013-22
101	Dwayne Bowe	2007-14
99	Tyreek Hill	2016-21
81	Eddie Kennison	2001-07
64	Derrick Alexander	1998-01
53	Willie Davis	1991-95

Most 20+ Yard Receptions, Season

27	Tyreek Hill	2018
24	Derrick Alexander	2000
23	Travis Kelce	2020
20	Derrick Alexander	1998
19	Tony Gonzalez	2004
19	Dwayne Bowe	2010
19	Dwayne Bowe	2011
19	Travis Kelce	2017
19	Tyreek Hill	2020
18	Eddie Kennison	2004
18	Travis Kelce	2018

Most 20+ Yard Receptions, Game

6	Tyreek Hill at Tampa Bay	Nov. 29, 2020
5	Derrick Alexander at San Diego	Nov. 22, 1998
5	Tyreek Hill at Los Angeles Chargers	Sept. 9, 2018
5	Tyreek Hill at Los Angeles Rams	Nov. 19, 2018
4	Derrick Alexander vs. St. Louis	Oct. 22, 2000
4	Eddie Kennison vs. Jacksonville	Dec. 31, 2006
4	Dwayne Bowe at Denver	Nov. 14, 2010
4	Travis Kelce at Oakland	Dec. 2, 2018
4	Sammy Watkins at Jacksonville	Sept. 8, 2019
4	Demarcus Robinson at Oakland	Sept. 15, 2019
4	Tyreek Hill vs. Cleveland	Sept. 12, 2021
3	47 times; Last, Tyreek Hill and Travis Kelce at LA Chargers	Dec. 16, 2021

TOTAL YARDS FROM SCRIMMAGE

ATTEMPTS

Most Attempts From Scrimmage, Career

1,617	Jamaal Charles (1,332 rush, 285 rec.)	2008-16
1,572	Priest Holmes (1,321 rush, 251 rec.)	2001-07
1,526	Larry Johnson (1,375 rush, 151 rec.)	2003-09
1,445	Ed Podolak (1,157 rush, 288 rec.)	1969-77
1,288	Christian Okoye (1,246 rush, 42 rec.)	1987-92
1,073	Marcus Allen (932 rush, 141 rec.)	1993-97

Most Attempts From Scrimmage, Season

457	Larry Johnson (416 rush, 41 rec.)	2006
394	Priest Holmes (320 rush, 74 rec.)	2003
389	Priest Holmes (327 rush, 62 rec.)	2001
383	Priest Holmes (313 rush, 70 rec.)	2002
372	Christian Okoye (370 rush, 2 rec.)	1989

Most Attempts From Scrimmage, Game

41	L. Johnson vs. Seattle (39 rush, 2 rec.)	Oct. 29, 2006
39	J. Charles at New Orleans (33 rush, 6 rec.)	Sept. 23, 2012
38	C. Okoye at Green Bay (38 rush, 0 rec.)	Dec. 10, 1989
38	L. Johnson vs. JAX (33 rush, 5 rec.)	Dec. 31, 2006
37	C. Okoye vs. Seattle (37 rush, 0 rec.)	Nov. 5, 1989
37	L. Johnson at Houston (36 rush, 1 rec.)	Nov. 20, 2005

YARDS

Most Yards From Scrimmage, Career

10,954	Tony Gonzalez (14 rush, 10,940 rec.)	1997-08
9,717	Jamaal Charles (7,260 rush, 2,457 rec.)	2008-16
9,133	Travis Kelce (6 rush, 9,127 rec.)	2013-22
8,447	Priest Holmes (6,070 rush, 2,377 rec.)	2001-07
7,467	Otis Taylor (161 rush, 7,306 rec.)	1965-75
7,384	Larry Johnson (6,015 rush, 1,369 rec.)	2003-09

Most Yards From Scrimmage, Season

2,287	Priest Holmes (1,615 rush, 672 rec.)	2002
2,199	Larry Johnson (1,789 rush, 410 rec.)	2006
2,169	Priest Holmes (1,555 rush, 614 rec.)	2001
2,110	Priest Holmes (1,420 rush, 690 rec.)	2003
2,093	Larry Johnson (1,750 rush, 343 rec.)	2005

REGULAR INDIVIDUAL

Most Yards From Scrimmage, Game

309	Stephone Paige vs. San Diego (0 rush, 309 rec.)	Dec. 22, 1985
307	Priest Holmes at Seattle (197 rush, 110 rec.)	Nov. 24, 2002
288	Jamaal Charles at New Orleans (233 rush, 55 rec.)	Sept. 23, 2012
277	Priest Holmes at Oakland (168 rush, 109 rec.)	Dec. 9, 2001
269	Tyreek Hill at Tampa Bay (0 rush, 269 rec.)	Nov. 29, 2020
262	Jamaal Charles at Denver (259 rush, 3 rec.)	Jan. 3, 2009

Yards Per Touch Average, RB, Career (350 touches)

6.60	Abner Haynes (993-6,553)	1960-64
6.57	Jamaal Charles (1,668-10,963)	2008-16
5.89	Kimble Anders (864-5,890)	1991-00
5.53	Curtis McClinton (916-5,069)	1962-69
5.48	Tony Reed (651-3,566)	1977-80

Yards Per Touch Average, RB, Season (200 touches)

7.0	Jamaal Charles (275-1,935)	2010
6.9	Abner Haynes (211-1,451)	1960
6.6	Abner Haynes (213-1,399)	1961
6.2	Abner Haynes (260-1,622)	1962
6.2	Jamaal Charles (230-1,417)	2009

COMBINED YARDAGE

ATTEMPTS

Most Combined Attempts, Career (All 1,000+)

1,668	Jamaal Charles	2008-16
1,572	Priest Holmes	2001-07
1,569	Ed Podolak	1969-77
1,526	Larry Johnson	2003-09
1,289	Christian Okoye	1987-92
1,114	Abner Haynes	1960-65

Most Combined Attempts, Season (All 300+)

457	Larry Johnson	2006
394	Priest Holmes	2003
389	Priest Holmes	2001
383	Priest Holmes	2002
372	Christian Okoye	1989
329	Jamaal Charles	2013
325	Kareem Hunt	2017
320	Jamaal Charles	2012

Most Combined Attempts, Game

41	Larry Johnson vs. Seattle	Oct. 29, 2006
39	Jamaal Charles at New Orleans	Sept. 23, 2012
38	Christian Okoye at Green Bay	Dec. 10, 1989
38	Larry Johnson vs. Jacksonville	Dec. 31, 2006
37	Christian Okoye vs. Seattle	Nov. 5, 1989
37	L. Johnson at Houston	Nov. 20, 2005
36	Abner Haynes at Denver	Oct. 30, 1960
36	Derrick Blaylock at New Orleans	Nov. 14, 2004
36	L. Johnson vs. New England	Nov. 27, 2005
36	L. Johnson vs. San Diego	Dec. 24, 2005

YARDS

Most Combined Yards, Career (All 7,500+)

12,356	Dante Hall	2000-06
10,963	Tony Gonzalez	1997-08
10,963	Jamaal Charles	2008-16
9,133	Travis Kelce	2013-22
8,447	Abner Haynes	1960-65
8,447	Priest Holmes	2001-07
8,343	Ed Podolak	1969-77
7,677	Carlos Carson	1980-89

Most Combined Yards, Season

2,446	Dante Hall	2003
2,342	Jamaal Charles	2009
2,287	Priest Holmes	2002
2,236	Dante Hall	2004
2,283	Dante Hall	2005

Most Combined Yards, Game

309	Stephone Paige vs. San Diego	Dec. 22, 1985
307	Priest Holmes at Seattle	Nov. 24, 2002
296	Dante Hall at Denver	Dec. 7, 2003
290	Noland Smith at San Diego	Oct. 15, 1967
288	Jamaal Charles at New Orleans	Sept. 23, 2012

PUNTING

PUNTS

Most Seasons Leading League

*4	Jerrel Wilson	1965, '68, '72-73
1	Bob Grupp	1979
1	Jim Arnold	1984

*NFL RECORD

Most Punts, Career

1,124	Dustin Colquitt	2005-19
1,018	Jerrel Wilson	1963-77
421	Louie Aguiar	1994-98
284	Jim Arnold	1983-85
272	Bryan Barker	1990-93

Most Punts, Season

101	Daniel Pope	1999
99	Lewis Colbert	1986
98	Jim Arnold	1984
96	Dustin Colquitt	2009
95	Dustin Colquitt	2007

Most Punts, Game

11	Bob Grupp vs. Baltimore	Sept. 2, 1979
11	Jim Arnold at San Francisco	Nov. 17, 1985
11	Kelly Goodburn vs. Cleveland	Nov. 19, 1989
11	Louie Aguiar vs. San Diego	Nov. 13, 1994
11	Dustin Colquitt at Chicago	Dec. 4, 2011
10	Jerrel Wilson at N.Y. Jets	Sept. 18, 1965
10	Jerrel Wilson vs. Denver	Oct. 6, 1974
10	Kelly Goodburn at N.Y. Jets	Oct. 2, 1988
10	Todd Sauerbrun at San Diego	Nov. 26, 2000
10	Dustin Colquitt at N.Y. Jets	Dec. 30, 2007
10	Dustin Colquitt at Jacksonville	Sept. 8, 2013

Longest Punt (All 70+)

81	Dustin Colquitt vs. San Diego	Dec. 2, 2007
77	Dustin Colquitt at Denver	Dec. 31, 2017
76	Dan Stryzinski vs. Oakland	Sept. 9, 2001
74	Bob Grupp vs. San Diego	Nov. 4, 1979
73	Dustin Colquitt vs. Oakland	Sept. 14, 2008
72	Jerrel Wilson at San Diego	Sept. 29, 1963
72	Dustin Colquitt at Oakland	Dec. 23, 2006
72	Dustin Colquitt at St. Louis	Dec. 19, 2010
71	Dustin Colquitt at Oakland	Dec. 16, 2012
70	Jerrel Wilson at Denver	Oct. 11, 1964
70	Jerrel Wilson vs. Buffalo	Oct. 18, 1964
70	Jerrel Wilson vs. Houston	Nov. 28, 1968
70	Dustin Colquitt at Jacksonville	Nov. 8, 2009

PUNTING DISTANCE

Most Punting Yards, Career

50,393	Dustin Colquitt	2005-19
44,218	Jerrel Wilson	1963-77
17,930	Louie Aguiar	1994-98
11,934	Jim Arnold	1983-85
11,267	Bryan Barker	1990-93

Most Punting Yards, Season

4,397	Jim Arnold	1984
4,361	Dustin Colquitt	2009
4,322	Dustin Colquitt	2007
4,218	Daniel Pope	1999
4,084	Dustin Colquitt	2011

Highest Punting Average, Career (200 punts)

44.83	Dustin Colquitt (1,124-50,393)	2005-19
43.44	Jerrel Wilson (1,018-44,218)	1963-77
42.59	Louie Aguiar (421-17,930)	1994-98
42.02	Jim Arnold (284-11,934)	1983-85

Highest Punting Average, Season (50 punts)

46.83	Dustin Colquitt (83-3,887)	2012
46.03	Dustin Colquitt (87-4,005)	2013
45.89	Dustin Colquitt (89-4,084)	2011
45.70	Dustin Colquitt (65-2,971)	2015
45.53	Jerrel Wilson (80-3,642)	1973
45.49	Dustin Colquitt (95-4,322)	2007

Highest Punting Average, Game (4 punts)

60.75	Tommy Townsend vs. New England (4-243)	Oct. 5, 2020
57.20	Dustin Colquitt vs. San Diego (5-286)	Oct. 31, 2011
56.83	Tommy Townsend vs. Green Bay (6-341)	Nov. 7, 2021
56.40	Jerrel Wilson vs. Boston (5-282)	Oct. 11, 1970
55.60	Louie Aguiar at Arizona (5-278)	Oct. 1, 1995
54.75	Jerrel Wilson vs. Boston (4-219)	Oct. 3, 1965

REGULAR INDIVIDUAL

Highest Net Punting Average, Career (200 Punts)

39.74	Dustin Colquitt	2005-19
35.48	Louie Aguiar	1994-98
35.42	Jerrel Wilson	1963-77
35.13	Bob Grupp	1979-81
34.82	Bryan Barker	1990-93

Highest Net Punting Average, Season (50 Punts)

41.11	Dustin Colquitt	2017
40.84	Dustin Colquitt	2015
40.78	Dustin Colquitt	2009
40.78	Dustin Colquitt	2012
40.66	Dustin Colquitt	2016

Highest Net Punting Average, Game (4 Punts)

54.33	Tommy Townsend vs. Green Bay	Nov. 7, 2021
52.50	Dustin Colquitt vs. Denver	Sept. 15, 2015
52.20	Dustin Colquitt at L.A. Chargers	Sept. 9, 2018
52.00	Dustin Colquitt at Indianapolis	Oct. 10, 2010
51.86	Dustin Colquitt at Oakland	Dec. 16, 2012

PUNTS BLOCKED

Most Consecutive Punts, None Blocked

458	Dustin Colquitt	2013-19
377	Louie Aguiar	1994-98
256	Jerrel Wilson	1968-71
233	Jim Arnold	1983-85

Punts Had Blocked, Career

12	Jerrel Wilson	1963-77
5	Dustin Colquitt	2005-19
2	Bob Grupp	1979-81
2	Jim Arnold	1983-85
2	Bryan Barker	1990-93
2	Daniel Pope	1999

Punts Had Blocked, Season

2	Jerrel Wilson	1974
2	Jim Arnold	1985
2	Daniel Pope	1999

Punts Had Blocked, Game

2	Jim Arnold vs. Denver	Oct. 27, 1985
---	-----------------------	---------------

INSIDE THE 20

Most Punts Inside the 20, Career

462	Dustin Colquitt	2005-19
117	Louie Aguiar	1994-98
62	Bryan Barker	1990-93
58	Jim Arnold	1983-85
54	Kelly Goodburn	1987-90

Most Punts Inside the 20, Season

45	Dustin Colquitt	2012
41	Dustin Colquitt	2009
38	Dustin Colquitt	2016
37	Dustin Colquitt	2015
35	Dustin Colquitt	2013

PUNT RETURNS

Most Punt Returns, Career

220	J.T. Smith	1979-84
188	Dante Hall	2000-06
181	Tamarick Vanover	1995-99
105	Javier Arenas	2010-12
86	Ed Podolak	1969-77
86	Tyreek Hill	2016-21

Most Punt Returns, Season

58	J.T. Smith	1979
58	Dexter McCluster	2013
51	Tamarick Vanover	1995
51	Tamarick Vanover	1999
50	J.T. Smith	1981

Most Punt Returns, Game

8	Ed Podolak vs. San Diego	Nov. 10, 1974
8	De'Anthony Thomas vs. Oakland	Dec. 14, 2014
7	J.T. Smith vs. Baltimore	Sept. 2, 1979
7	J.T. Smith vs. N.Y. Giants	Oct. 21, 1979
7	Tamarick Vanover vs. Detroit	Sept. 26, 1999
7	Tamarick Vanover at Denver	Dec. 5, 1999
7	Eddie Drummond at Oakland	Oct. 21, 2007
7	Dexter McCluster at Jacksonville	Sept. 8, 2013
7	Dexter McCluster at Washington	Dec. 8, 2013

Most Seasons Leading League

2	J.T. Smith	1979-80
---	------------	---------

PUNT RETURN YARDS

Most Punt Return Yards, Career

2,322	J.T. Smith	1979-84
1,930	Tamarick Vanover	1995-99
1,882	Dante Hall	2000-06
1,029	Javier Arenas	2010-12
1,009	Tyreek Hill	2016-21
959	Dexter McCluster	2010-13

Most Punt Return Yards, Season

686	Dexter McCluster	2013
640	Tamarick Vanover	1999
612	J.T. Smith	1979
592	Tyreek Hill	2016
581	J.T. Smith	1980

Most Punt Return Yards, Game

177	Dexter McCluster at Washington	Dec. 8, 2013
156	De'Anthony Thomas vs. Oakland	Dec. 14, 2014
141	J.T. Smith vs. Oakland	Sept. 23, 1979
130	Tamarick Vanover vs. New Orleans	Dec. 21, 1997
128	Dante Hall vs. Arizona	Dec. 1, 2002

Longest Punt Return (All TDs)

95	Tyreek Hill at San Diego	Jan. 1, 2017
94	Dexter McCluster vs. San Diego	Sept. 13, 2010
93	Dante Hall vs. Denver	Oct. 5, 2003
91	Tyreek Hill at L.A. Chargers	Sept. 9, 2018
90	Dante Hall vs. Arizona	Dec. 1, 2002
89	Dexter McCluster vs. N.Y. Giants	Sept. 29, 2013

Most Seasons Leading League

1	Abner Haynes	1960
1	Noland Smith	1968
1	Ed Podolak	1970
1	J.T. Smith	1980
1	Dante Hall	2003
1	Tyreek Hill	2016

Highest Punt Return Average, Career (50 returns)

12.14	Dexter McCluster (79-959)	2010-13
11.73	Tyreek Hill (86-1,009)	2016-21
11.11	Noland Smith (53-589)	1967-69
10.87	Abner Haynes (54-587)	1960-64
10.66	Tamarick Vanover (181-1,930)	1995-99
10.60	J.T. Smith (216-2,289)	1978-84

Highest Punt Return Average, Season (12 returns)

16.28	Dante Hall (29-472)	2003
15.54	Dexter McCluster (13-202)	2010
15.36	Abner Haynes (14-215)	1960
15.18	Tyreek Hill (39-592)	2016
15.00	Noland Smith (18-270)	1968

Highest Punt Return Average, Game (3 returns)

35.00	D. Hall vs. Denver (3-105)	Oct. 5, 2003
33.33	D. McCluster vs. San Diego (3-100)	Sept. 13, 2010
28.67	M. Garrett at Buffalo (3-86)	Sept. 11, 1966
28.67	N. Smith vs. N.Y. Jets (3-86)	Sept. 15, 1968
28.25	D. McCluster vs. N.Y. Giants (4-113)	Sept. 29, 2013

PUNT RETURN TOUCHDOWNS

Most Punt Return Touchdowns, Career

5	Dante Hall	2000-06
4	J.T. Smith	1979-84
4	Tamarick Vanover	1995-99
4	Tyreek Hill	2016-21

Most Punt Return Touchdowns, Season

2	J.T. Smith	1979
2	J.T. Smith	1980
2	Dale Carter	1992
2	Tamarick Vanover	1999
2	Dante Hall	2002
2	Dante Hall	2003
2	Dexter McCluster	2013
2	Tyreek Hill	2016

Most Punt Return Touchdowns, Game

1	29 times, Last; Mecole Hardman at Miami	Dec. 13, 2020
---	---	---------------

KICKOFF RETURNS

Most Kickoff Returns, Career

360	Dante Hall	2000-06
212	Tamarick Vanover	1995-99
84	Dave Grayson	1961-64
72	Knile Davis	2013-16
68	Noland Smith	1967-69

REGULAR INDIVIDUAL

Most Kickoff Returns, Season

68	Dante Hall	2004
65	Dante Hall	2005
57	Dante Hall	2002
57	Dante Hall	2003
53	Dante Hall	2006

Most Kickoff Returns, Game

9	Noland Smith vs. Oakland	Nov. 23, 1967
9	Paul Palmer at Seattle	Sept. 20, 1987

KICKOFF RETURN YARDS

Most Kickoff Return Yards, Career

8,644	Dante Hall	2000-06
5,099	Tamarick Vanover	1995-99
2,231	Dave Grayson	1961-64
1,942	Knile Davis	2013-16
1,822	Noland Smith	1967-69
1,326	Abner Haynes	1960-64

Most Kickoff Return Yards, Season

1,718	Dante Hall	2004
1,560	Dante Hall	2005
1,478	Dante Hall	2003
1,354	Dante Hall	2002
1,308	Tamarick Vanover	1997

Most Kickoff Return Yards, Game (All 200+)

251	Jon Vaughn at Miami	Dec. 12, 1994
244	Noland Smith at San Diego	Oct. 15, 1967
234	Dante Hall vs. Philadelphia	Oct. 2, 2005
233	Dante Hall vs. San Diego	Nov. 28, 2004
221	Paul Palmer at Seattle	Sept. 20, 1987
206	Noland Smith vs. Oakland	Nov. 23, 1967

Longest Kickoff Return (All TDs)

108	Knile Davis vs. Denver	Dec. 1, 2013
106	Noland Smith at Denver	Dec. 17, 1967
104	Mecole Hardman vs. L.A. Chargers	Dec. 29, 2019
102	Byron Pringle at Denver	Oct. 25, 2020
100	Dante Hall vs. Pittsburgh	Sept. 14, 2003
99	Dave Grayson at Denver	Sept. 7, 1963
99	Tamarick Vanover at Seattle	Sept. 3, 1995
99	Knile Davis vs. St. Louis	Oct. 26, 2014
97	Boyce Green at Pittsburgh	Dec. 21, 1986
97	Tamarick Vanover at Denver	Oct. 27, 1996
97	Dante Hall at Baltimore	Sept. 28, 2003
97	Dante Hall vs. Denver	Dec. 19, 2004
97	Jamaal Charles vs. Pittsburgh	Nov. 22, 2009

Most Seasons Leading League

1	Dave Grayson	1961
---	--------------	------

Highest Kickoff Return Average, Career (50 returns)

26.97	Knile Davis (72-1,942)	2013-16
26.79	Noland Smith (68-1,822)	1967-69
26.56	Dave Grayson (84-2,231)	1961-64
25.17	Abner Haynes (52-1,309)	1960-64
24.43	Jamaal Charles (51-1,246)	2008-16
24.05	Tamarick Vanover (212-5,099)	1995-99

Highest Kickoff Return Average, Season (15 returns)

30.06	Quintin Demps (33-992)	2013
28.31	Dave Grayson (16-453)	1961
28.30	Larry Marshall (23-651)	1972
29.71	Dave Grayson (18-535)	1962

Highest Kickoff Return Average, Game (3 returns)

48.67	Dante Hall vs. Pittsburgh (3-146)	Sept. 14, 2003
45.00	Tremon Smith at New England (4-180)	Oct. 14, 2018
44.67	Dante Hall vs. St. Louis (3-134)	Dec. 8, 2002
44.33	Paul Palmer vs. Seattle (3-133)	Dec. 27, 1987
40.67	Noland Smith at San Diego (6-244)	Oct. 15, 1967
40.33	L. Williams vs. Cincinnati (3-121)	Nov. 21, 1976
40.33	Dante Hall at Baltimore (3-121)	Sept. 28, 2003

KICKOFF RETURN TOUCHDOWNS

Most Kickoff Return Touchdowns, Career

6	Dante Hall	2000-06
4	Tamarick Vanover	1995-99
2	Paul Palmer	1987-88
2	Knile Davis	2013-16

Most Kickoff Return Touchdowns, Season

2	Paul Palmer	1987
2	Tamarick Vanover	1995
2	Dante Hall	2003
2	Dante Hall	2004

Most Kickoff Return Touchdowns, Game

1	25 times	
	Last: Byron Pringle vs. Denver	Oct. 25, 2020

FUMBLES

Most Opponents Fumbles Forced, Career

45	Derrick Thomas	1989-99
33	Tamba Hali	2006-17
29	Neil Smith	1988-96
23	Derrick Johnson	2005-17
14	Justin Houston	2011-18
13	Kevin Ross	1984-93, '97
13	Jared Allen	2004-07

Most Opponents Fumbles Forced, Season

8	Derrick Thomas	1992
7	Jared Allen	2005
7	Dee Ford	2018
6	Derrick Thomas	1990
6	Derrick Thomas	1994
6	Tamba Hali	2006

Most Fumbles Forced, Rookie, Season

6	Tamba Hali	2006
4	Kevin Ross	1984
4	Tim Cofield	1986

INTERCEPTIONS

Most Seasons, Leading League

2	Johnny Robinson	1966, '70
2	Emmitt Thomas	1969, '74

Most Interceptions By, Career

58	Emmitt Thomas	1966-78
57	Johnny Robinson	1960-71
50	Deron Cherry	1981-91
39	Gary Barbaro	1976-82
38	Albert Lewis	1983-93

Most Interceptions By, Season

12	Emmitt Thomas	1974
10	Johnny Robinson	1966
10	Bobby Hunt	1966
10	Johnny Robinson	1970
10	Gary Barbaro	1980
9	Emmitt Thomas	1969
9	Deron Cherry	1986

Most Interceptions By, Rookie, Season

8	Marcus Peters	2015
8	Bobby Hunt	1962
7	Dale Carter	1992
6	Kevin Ross	1984
4	Bobby Ply	1962
4	Emmitt Thomas	1967
4	Lloyd Burruss	1981
4	Albert Lewis	1983
4	Eric Berry	2010
3	14 players; Last L. Sneed (2020)	

Most Interceptions By, Game

*4	Bobby Ply vs. San Diego	Dec. 16, 1962
4	Bobby Hunt vs. Houston	Oct. 4, 1964
4	Deron Cherry vs. Seattle	Sept. 29, 1985
3	Bobby Ply vs. Denver	Dec. 9, 1962
3	Johnny Robinson at Baltimore	Sept. 28, 1970
3	Albert Lewis vs. Atlanta	Dec. 8, 1985
3	Lloyd Burruss vs. San Diego	Oct. 19, 1986
3	Albert Lewis vs. Atlanta	Sept. 1, 1991
3	Greg Wesley vs. Miami	Sept. 29, 2002
3	Greg Wesley vs. New England	Nov. 27, 2005
	*NFL RECORD	

Most Consecutive Games, Passes Intercepted By

6	Eric Harris	1980
---	-------------	------

INTERCEPTION RETURN YARDS

Most Interception Return Yards, Career

938	Emmitt Thomas (58 INTs)	1966-78
771	Gary Barbaro (39 INTs)	1975-82
741	Johnny Robinson (57 INTs)	1960-71
688	Deron Cherry (50 INTs)	1981-91
674	Bobby Hunt (37 INTs)	1962-67

REGULAR INDIVIDUAL

Most Interception Return Yards, Season

280	Marcus Peters (8 INTs)	2015
274	Mark McMillian (8 INTs)	1997
228	Bobby Hunt (6 INTs)	1963
214	Emmitt Thomas (12 INTs)	1974
193	Lloyd Burruss (5 INTs)	1986
175	Derrick Johnson (3 INTs)	2009

Most Interception Return Yards Gained, Game

121	Lloyd Burruss vs. San Diego (3 INTs)	Oct. 19, 1986
118	Brandon Flowers at N.Y. Jets (2 INTs)	Oct. 26, 2008
108	Bobby Ply vs. San Diego (4 INTs)	Dec. 16, 1962
105	Derrick Johnson vs. Denver (2 INTs)	Jan. 3, 2010
102	Gary Barbaro vs. Seattle (1 INT)	Dec. 11, 1977

Longest Interception Return

102	Gary Barbaro vs. Seattle	Dec. 11, 1977
100	Tim Collier at Oakland	Dec. 18, 1977
100	Sean Smith at Buffalo	Nov. 3, 2013
99	Dave Grayson vs. N.Y. Titans	Dec. 17, 1961
99	Kevin Ross at San Diego	Sept. 6, 1992

INTERCEPTION RETURN TOUCHDOWNS

Most Interception Return Touchdowns, Career

6	Bobby Bell	1963-74
5	Emmitt Thomas	1966-78
5	Jim Kearney	1967-75
5	Eric Berry	2010-17
4	Lloyd Burruss	1981-91
4	Derrick Johnson	2005-17
4	Daniel Sorensen	2014-21

Most Interception Return Touchdowns, Season

*4	Jim Kearney	1972
3	Lloyd Burruss	1986
3	Mark McMillian	1997
2	Sherrill Headrick	1961
2	Emmitt Thomas	1974
2	Charles Mincy	1992
2	Jerome Woods	1993
2	Derrick Johnson	2009
2	Eric Berry	2013
2	Marcus Peters	2015
2	Eric Berry	2016

*NFL RECORD

Most Interception Return Touchdowns, Game

*2	Jim Kearney at Denver	Oct. 1, 1972
2	Lloyd Burruss vs. San Diego	Oct. 19, 1986
2	Derrick Johnson at Denver	Jan. 3, 2010

*NFL RECORD

SACKS

Most Sacks, Career (All 50.0+)

126.5	Derrick Thomas	1989-99
89.5	Tamba Hali	2006-17
85.5	Neil Smith	1988-96
78.5	Justin Houston	2011-18
73.0	Art Still	1978-87
51.0	Mike Bell	1979-85, '87-91

Most Sacks, Season

22.0	Justin Houston	2014
20.0	Derrick Thomas	1990
15.5	Jared Allen	2007
15.5	Chris Jones	2018
15.0	Neil Smith	1993
14.5	Art Still	1980
14.5	Art Still	1984
14.5	Neil Smith	1992
14.5	Derrick Thomas	1992
14.5	Tamba Hali	2010

Most Sacks, Consecutive Seasons

33.5	Derrick Thomas (20.0, 13.5)	1990-91
33.0	Justin Houston (11.0, 22.0)	2013-14
30.0	Derrick Thomas (10.0, 20.0)	1989-90
29.5	Neil Smith (14.5, 15.0)	1992-93
29.5	Justin Houston (22.0, 7.5)	2014-15
28.0	Derrick Thomas (13.5, 14.5)	1991-92
26.5	Neil Smith (15.0, 11.5)	1993-94
26.5	Tamba Hali (14.5, 12.0)	2010-11

Most Sacks, Rookie, Season

10.0	Derrick Thomas	1989
9.0	Jared Allen	2004
8.0	Tamba Hali	2006
6.5	Art Still	1978
5.5	Sylvester Hicks	1978
5.5	Mike Bell	1979
5.5	Justin Houston	2011

Most Sacks, Game

*7.0	Derrick Thomas vs. Seattle	Nov. 11, 1990
6.0	Derrick Thomas vs. Oakland	Sept. 6, 1998
4.5	Justin Houston at Philadelphia	Sept. 19, 2013
4.0	Wilbur Young at San Diego	Oct. 19, 1975
4.0	Art Still at Oakland	Oct. 5, 1980
4.0	Derrick Thomas vs. Buffalo	Oct. 7, 1991
4.0	Derrick Thomas vs. San Diego	Nov. 8, 1992
4.0	Neil Smith vs. L.A. Raiders	Oct. 3, 1993
4.0	Justin Houston vs. San Diego	Dec. 28, 2014

*NFL RECORD

Most Sack Yards, Career

699.0	Derrick Thomas	1989-99
591.5	Tamba Hali	2006-17
506.5	Neil Smith	1988-96
452.0	Justin Houston	2011-18
351.5	Chris Jones	2016-21
293.0	Eric Hicks	1998-06

Most Sack Yards, Season

127.0	Neil Smith	1993
122.0	Chris Jones	2018
114.5	Neil Smith	1992
113.0	Derrick Thomas	1992
111.0	Jared Allen	2007
109.0	Derrick Thomas	1996

Most Sack Yards, Game

36.0	Derrick Thomas vs. San Diego	Nov. 8, 1992
36.0	Derrick Thomas vs. Oakland	Sept. 6, 1998
35.0	Neil Smith vs. Los Angeles	Oct. 3, 1993
34.0	Vonnie Holliday vs. San Diego	Sept. 7, 2003
33.0	Darren Mickell vs. Denver	Dec. 17, 1995

TACKLES

Most Tackles, Career

1,262	Derrick Johnson	2005-17
999	Gary Spani	1978-86
992	Art Still	1978-87
927	Deron Cherry	1981-91
876	Donnie Edwards	1996-01, 2007-08
827	Kevin Ross	1984-93, '97

Most Tackles, Season

179	Derrick Johnson	2011
162	Mike Maslowski	2002
157	Gary Spani	1979
153	Gary Spani	1981
151	Deron Cherry	1988
151	Donnie Edwards	1998, 2000
151	Scott Fujita	2003

Most Tackles, Rookie, Season

144	Gary Spani	1978
140	Dino Hackett	1986
126	Eric Berry	2010
120	Art Still	1978
112	Nick Bolton	2021
101	Greg Wesley	2000

Most Tackles, Consecutive Seasons

326	Derrick Johnson (147, 179)	2010-11
306	Gary Spani (157, 149)	1979-80
304	Derrick Johnson (179, 125)	2011-12
302	Gary Spani (149, 153)	1980-81
301	Gary Spani (144, 157)	1978-79

REGULAR INDIVIDUAL

SPECIAL TEAM TACKLES

Most Special Teams Tackles, Career

148	Gary Stills	1999-05
147	Greg Manusky	1994-99
97	Danan Hughes	1993-98
96	Tony Richardson	1995-05
94	Louis Cooper	1985-90

Most Special Teams Tackles, Season

34	Gary Stills	2002
29	Gary Stills	2003
29	Rich Scanlon	2005
28	Ken Jolly	1984
27	Albert Lewis	1983
27	Todd McNair	1990
27	Bennie Thompson	1992
27	Greg Manusky	1999

Most Special Teams Tackles, Consecutive Seasons

63	Gary Stills	2002-03
54	Gary Stills	2003-04
52	Gary Stills	2001-02
51	Greg Manusky	1996-97
50	Greg Manusky	1998-99
50	Gary Stills	2004-05

BLOCKED KICKS

Most Opponents Punts Blocked, Career

10	Albert Lewis	1983-93
3	Bernard Pollard	2006-08
2	Ed Beckman	1977-84
2	Gary Green	1977-83
2	Sherrill Headrick	1960-67
2	Bernard Pollard	2006
1	D.J. Alexander	2015

Most Opponents Punts Blocked, Season

4	Albert Lewis	1990
3	Albert Lewis	1986
2	Sherrill Headrick	1963
2	Bernard Pollard	2006

Most Opponents Punts Blocked, Game

2	Sherrill Headrick vs. Denver	Dec. 8, 1963
---	------------------------------	--------------

Longest Return of Blocked Field Goal

78 (TD)	Lloyd Burruss at Pittsburgh	Dec. 21, 1986
65 (TD)	Kevin Ross at Cincinnati	Dec. 6, 1987

REGULAR TEAM

GAMES WON

Most Consecutive Games Won

11	2015-16
10	2019-20, 2020
9	2003, 2013, 2017-18
8	2021
7	1968-69, 1969, 1995, 1997-98, 2016-17
6	1968, 1997
5	1961-62, 1966-67, 1971, 1984-85, 2014, 2016, 2018-19

Most Consecutive Games Won, Single Season

10	2015, 2020
9	2003, 2013
8	2021
7	1969, 1995
6	1968, 1997, 2019
5	1968, 1971, 2014, 2016, 2017, 2018

Most Consecutive Games Won, Start of Season

9	2003, 2013
5	2017, 2018
4	1996, 2018, 2019, 2020
3	1962, 1966, 1994, 1995, 2010

Most Consecutive Games Won, End of Season

10	2015
6	1997, 2019
5	1968
4	2017, 2018
3	1960, 1963, 1966, 1967, 1971, 1972, 1984, 1986

Most Consecutive Home Games Won

13	2002-03
11	1994-96, 1997-98
10	1968-69, 2015-16
9	1970-71, 2017-18

Most Consecutive Road Games Won

11	2019-20
9	1966-67, 2016-17
6	1967-68
5	1968-69, 1971-72

GAMES LOST

Most Consecutive Games Lost

12	2007-08
9	1987, 2008-09
8	1975-76, 2012
7	1985, 2008

Most Consecutive Games Lost, Start of Season

5	1977, 2009
4	1976, 1980
3	1975, 2004, 2008, 2011

Most Consecutive Games Lost, End of Season

9	2007
6	1977
4	1975, 2008, 2012

Most Consecutive Home Games Lost

10	2008-09
8	1974-75
7	1975-76, 2011-12
6	1977-78, 2007-08

Most Consecutive Road Games Lost

9	2007-08
8	1978-79, 1985-86
6	1988, 2008-09, 2012

SCORING

POINTS

Most Points, Season (All 400+)

565	2018
484	2003
483	2004
480	2021
473	2020
467	2002
451	2019
448	1966
430	2013
415	2017

408	1967
405	2015
403	2005

Highest Scoring Average, Season

35.3	2018 (565 in 16 games)
32.0	1966 (448 in 14 games)
30.3	2003 (484 in 16 games)
30.2	2004 (483 in 16 games)
29.6	2020 (473 in 16 games)
29.2	2002 (467 in 16 games)
29.1	1967 (408 in 14 games)

Most Points, Consecutive Seasons

1,016	2018-19 (565, 451)
971	2017-18 (415, 565)
967	2003-04 (484, 483)
953	2020-21 (473, 480)
951	2002-03 (467, 484)
924	2019-20 (451, 473)

Fewest Points, Season

176	1982 (9 games)
211	2012
212	2011
225	1977
226	2007

Lowest Scoring Average, Season

13.2	2012 (211 in 16 games)
13.3	2011 (212 in 16 games)
14.1	2007 (226 in 16 games)
14.9	1979 (238 in 16 games)
15.2	1978 (243 in 16 games)
15.9	1988 (254 in 16 games)

Largest Scoring Differential, Season

201	1968 (371 - 170)
182	1969 (359 - 177)
176	1966 (448 - 276)
156	1962 (369 - 233)
154	1967 (408 - 254)

Most 40-Point Games, Season

5	2003, 2018
4	1966, 2002, 2004
3	1961, 1962, 1963, 1964, 1967, 2021
2	1965, 1968, 1983, 2000, 2010, 2013, 2017, 2019, 2020

Most 30-Point Games, Season

12	2018
9	2020, 2021
8	1966, 2002, 2004
7	1999, 2003, 2019
6	1960, 1967, 2010
5	1962, 1965, 1968, 1983, 1994, 2005, 2006, 2015, 2016, 2017

Most Points Scored, Game

59	at Denver	Sept. 7, 1963
56	at Denver	Oct. 23, 1966
56	vs. Atlanta	Oct. 24, 2004
56	at Oakland	Dec. 15, 2013
54	vs. St. Louis	Oct. 22, 2000
52	4 times; Last vs. Denver	Oct. 29, 1967

Largest Margin of Victory, Game

52	Kansas City (59) at Denver (7)	Sept. 7, 1963
49	Kansas City (49) vs. Arizona (0)	Dec. 1, 2002
48	Kansas City (48) vs. N.Y. Jets (0)	Dec. 22, 1963
46	Kansas City (56) vs. Denver (10)	Oct. 16, 1966
46	Kansas City (56) vs. Atlanta (10)	Oct. 24, 2004

Most Points, Both Teams, Game

105	KC (51) at LAR (54)	Nov. 19, 2018
99	KC (48) at Seattle (51)	Nov. 27, 1983 (OT)
88	KC (49) vs. Denver (39)	Nov. 1, 1964
88	KC (54) vs. St. Louis (34)	Oct. 22, 2000

Fewest Points, Both Teams, Game

3	KC (0) at Tampa Bay (3)	Dec. 16, 1979
9	KC (3) vs. Cleveland (6)	Sept. 4, 1988
10	KC (7) at Denver (3)	Jan. 1, 2012
12	KC (6) vs. St. Louis (6)	Nov. 22, 1970
12	KC (3) at Miami (9)	Oct. 20, 1974

REGULAR TEAM

Most Points Shutout Victory, Game

49	vs. Arizona	Dec. 1, 2002
48	vs. N.Y. Jets	Dec. 22, 1963
41	vs. Miami	Oct. 8, 1967
41	vs. San Francisco	Oct. 1, 2006
34	vs. Boston	Dec. 11, 1960
34	vs. Houston	Nov. 26, 1989
34	vs. Cleveland	Sept. 30, 1990
34	vs. San Diego	Oct. 31, 1999

Fewest Points, Shutout Victory, Game

14	vs. Baltimore	Sept. 2, 1979
16	vs. Denver	Dec. 6, 1970
17	vs. L.A. Chargers	Sept. 25, 1960

Largest Fourth-Quarter Comebacks

	Opponent	Deficit	Final	Date
17	at Green Bay	14-31	40-34 (OT)	Oct. 12, 2003
17	vs. San Diego	10-27	33-27 (OT)	Sept. 11, 2016
14	at N.Y. Jets	3-17	17-17 (OT)	Oct. 2, 1988
14	vs. N.Y. Giants	3-17	20-17 (OT)	Sept. 10, 1995
14	at Oakland	20-34	37-34	Nov. 28, 1999
14	at Carolina	3-17	20-17	Nov. 13, 2016

Largest Second-Half Comebacks

	Opponent	Deficit	Final	Date
21	vs. San Diego	3-24	33-27 (OT)	Sept. 11, 2016
18	at New Orleans	6-24	27-24	Sept. 23, 2012
17	at Buffalo	10-27	27-27	Sept. 22, 1963
17	at Oakland	0-17	28-17	Oct. 25, 1981
17	at Green Bay	14-31	40-34 (OT)	Oct. 12, 2003
16	at San Diego	0-16	24-23	Nov. 2, 1986
14	at N.Y. Jets	3-17	17-17 (OT)	Oct. 2, 1988
14	vs. San Diego	0-14	20-17 (OT)	Dec. 8, 1991
14	vs. N.Y. Giants	3-17	20-17 (OT)	Sept. 10, 1995
14	at Oakland	13-27	28-27	Sept. 8, 1997
14	at Oakland	20-34	37-34	Nov. 28, 1999
14	at Carolina	3-17	20-17	Nov. 13, 2016

Most Consecutive Games Scoring

179	1963-76
148	2012-22
139	1994-2002
91	1987-93
84	2003-08

Most Points, Two Consecutive Games

104	Oct. 23, 1966 - Oct. 30, 1966 (56, 48)
101	Dec. 8, 2013 - Dec. 15, 2013 (45, 56)

Most First-Half Points, Game

42	vs. Denver	Oct. 29, 1967
38	at Miami	Sept. 28, 1968
38	at Washington	Dec. 8, 2013
35	vs. Arizona	Dec. 1, 2002
35	vs. St. Louis	Dec. 8, 2002
35	vs. Atlanta	Oct. 24, 2004
35	at Oakland	Dec. 15, 2013
35	vs. San Francisco	Sept. 23, 2018
35	vs. Las Vegas	Dec. 12, 2021

Most First-Quarter Points, Season

158	1966
147	2018
130	2021
124	2013
113	2004
112	2003

Most First-Quarter Points, Game

24	at Miami	Sept. 28, 1968
21	13 times, last at Pittsburgh	Sept. 16, 2018

Most Second-Quarter Points, Season

177	2019
153	2003
150	2018
149	1997, 2020
143	1967
137	1989, 2004, 2010
136	2005

Most Second-Quarter Points, Game

28	vs. Denver	Oct. 29, 1967
28	vs. Pittsburgh	Oct. 18, 1971
28	vs. Denver	Dec. 7, 1980
28	vs. San Diego	Dec. 22, 1985
28	at Washington	Sept. 30, 2001
28	at Oakland	Sept. 15, 2019
24	vs. Houston	Oct. 30, 1966
24	vs. Indianapolis	Oct. 31, 2004

Most Second-Half Points, Game

35	at Denver	Oct. 23, 1966
35	at Denver	Dec. 1, 1972
35	at Tennessee	Dec. 13, 2004
34	at Denver	Jan. 3, 2010
31	at Denver	Sept. 7, 1963
31	at New England	Oct. 14, 2018
30	vs. Cleveland	Dec. 14, 1975

Most Third-Quarter Points, Season

134	2018
109	1963
106	1964
105	1998
103	2019
94	1966
93	1999, 2004

Most Third-Quarter Points, Game

22	vs. New York Jets	Nov. 5, 1967
22	vs. Buffalo	Oct. 18, 1969
22	vs. Oakland	Nov. 26, 1961
21	at Buffalo	Nov. 6, 1960
21	at Denver	Sept. 7, 1963
21	at Denver	Oct. 1, 1972
21	vs. Oakland	Oct. 3, 1977

Most Fourth-Quarter Points, Season

168	2002
140	2004
136	2020
131	2003, 2018
129	1962, 2021
127	1960

Most Fourth-Quarter Points, Game

23	at Buffalo	Nov. 2, 1969
23	at Cleveland	Sept. 8, 2002
22	at N.Y. Titans	Nov. 24, 1960
21	at New England	Sept. 7, 2017
20	at Green Bay	Oct. 12, 2003

TOUCHDOWNS

Most Touchdowns, Season

71	2018
63	2003
62	2004
57	2002, 2020, 2021
55	1966

Most Touchdowns, Consecutive Seasons

125	2003-04 (63, 62)
121	2018-19 (71, 50)
120	2002-03 (57, 63)
114	2020-21 (57, 57)
113	2017-18 (42, 71)
108	2004-05 (62, 46)
107	2019-20 (50, 57)
104	1966-67 (55, 49)

Fewest Touchdowns, Season

17	1982 (9 games)
18	2012
20	2011
23	1973
24	1988, 2007

Most Touchdowns, Game

8	at Denver	Sept. 7, 1963
8	at Denver	Oct. 23, 1966
8	vs. Atlanta	Oct. 24, 2004
8	at Oakland	Dec. 15, 2013
7	12 times; Last at Tennessee	Dec. 13, 2004

Most Touchdowns, Both Teams, Game

14	Kansas City (7) at Los Angeles Rams (7)	Nov. 19, 2018
13	Kansas City (7) at Seattle (6)	Nov. 27, 1983 (OT)
13	Kansas City (8) at Oakland (5)	Dec. 15, 2013
12	Kansas City (7) vs. Denver (5)	Nov. 1, 1964
12	Kansas City (7) vs. St. Louis (5)	Oct. 22, 2000
12	Kansas City (7) at Tennessee (5)	Dec. 13, 2004

Most Consecutive Games Scoring Touchdowns

96	1963-70
64	1997-01
60	2017-21
52	1960-63
35	1994-96
33	1976-78



REGULAR TEAM

Most Offensive Touchdowns, Season

66	2018
58	2004
56	2003
53	2002, 2020, 2021
50	1962, 1966
46	1964, 2019

Fewest Offensive Touchdowns, Season

13	1982 (9 games)
17	2012
18	2011
21	1973, 1974
23	2007
24	1970, 1977, 1987, 1988
25	1979

Most Return Touchdowns, Season

11	1992, 1999, 2013
8	2016
7	1995, 1997, 2003

Most Defensive Touchdowns, Season

9	1999
8	1992
6	2013, 2015
5	1972, 1974, 1977
4	1960, 1967, 1981, 1986, 1995, 1997, 2016, 2018, 2021

Fewest Defensive Touchdowns, Season

0	1962, 1976, 1978, 1988, 2006, 2012
1	1961, 1975, 1976, 1989, 1998, 2001, 2002, 2007

Most Defensive Touchdowns, Game

3	vs. Denver	Dec. 27, 1992
2	15 times, last at Baltimore	Dec. 20, 2015

Most Interception Return TDs, Season

6	1992
5	1972, 1974, 1999, 2013
4	1960, 1986, 1997, 2015, 2016

Most Fumble Return TDs, Season

4	1999
3	1997, 1980, 1981, 2017
2	1989, 1991, 1992, 1993, 1995, 2013, 2019, 2021

Most Special Teams Touchdowns, Season

5	1986, 1987, 2013
4	1995, 2003, 2016
3	1969, 1992, 2002, 2009

Most Special Teams Touchdowns, Game

3	at Pittsburgh	Dec. 21, 1986
2	vs. Cleveland	Sept. 30, 1990
2	vs. St. Louis	Dec. 8, 2002
2	at Washington	Dec. 8, 2013

POINT AFTER TOUCHDOWNS

Most Points After Touchdown, Season

65	2018
58	2003, 2004
54	2002, 2020
52	2013
50	2021

Fewest Points After Touchdown, Season

17	1982 (9 games), 2012
20	2011
21	1973, 2007
23	1988

Most Points After Touchdown, Game

8	at Denver	Sept. 8, 1963
8	at Denver	Oct. 23, 1966
8	vs. Atlanta	Oct. 24, 2004
8	at Oakland	Dec. 15, 2013

Most Two-Point Attempts, Season

6	2001
5	1997
4	1961, 1994, 2008, 2015
3	1964, 1965, 1966, 1967, 1995, 2002, 2003, 2007, 2020, 2021

Most Two-Point Conversions, Season

3	1961, 1965, 1994, 2001, 2020
2	1966, 1967, 1997, 2015, 2016, 2021
1	12 times, Last; 2019

Most Two-Point Attempts, Game

2	vs. Buffalo	Oct. 18, 1964
2	at Houston	Oct. 24, 1965
2	at St. Louis	Oct. 26, 1997
2	at Denver	Nov. 14, 2010
2	at Greeb Bay	Sept. 28, 2015
2	at Oakland	Nov. 20, 2015

Most Two-Point Conversions, Game

2	at Houston	Oct. 24, 1965
2	at St. Louis	Oct. 26, 1997

FIELD GOALS

Most Field Goals Attempted, Season

45	2017
44	1971
42	1970
40	1968

Fewest Field Goals Attempted, Season

17	1964
18	1977
20	2003
22	1979, 2008

Most Field Goals Attempted, Game

7	vs. Buffalo	Dec. 19, 1971
7	vs. Cincinnati	Oct. 4, 2015
6	8 times; Last at New Orleans	Sept. 23, 2012

Most Field Goals Attempted, Both Teams, Game

10	Kansas City (7) vs. Buffalo (3)	Dec. 19, 1971
10	Kansas City (5) at San Diego (5)	Oct. 29, 1972
10	Kansas City (6) vs. Denver (4)	Dec. 16, 2001
10	Kansas City (5) vs. Denver (5)	Sept. 28, 2008

Most Field Goals Made, Season

41	2017
34	1990, 2019
31	2016
30	1968, 1970, 2015
28	2012, 2021

Fewest Field Goals Made, Season

7	1961
8	1963, 1964
12	1979

Most Field Goals Made, Game

7	at Cincinnati	Oct. 4, 2015
6	at New Orleans	Sept. 23, 2012
5	at Buffalo	Nov. 2, 1969
5	vs. Buffalo	Dec. 7, 1969
5	vs. Buffalo	Dec. 19, 1971
5	vs. L.A. Raiders	Sept. 12, 1985
5	vs. Cincinnati	Nov. 13, 1988
5	at Chicago	Dec. 29, 1990
5	vs. Denver	Sept. 20, 1993
5	vs. Minnesota	Oct. 2, 2011
5	at Houston	Oct. 8, 2017
5	vs. Denver	Oct. 30, 2017
5	vs. Miami	Dec. 24, 2017
5	vs. Denver	Dec. 6, 2020

Most Field Goals Made, Both Teams, Game

*9	Kansas City (4) at San Diego (5)	Sept. 29, 1996
8	Kansas City (5) vs. Buffalo (3)	Dec. 19, 1971
8	Kansas City (4) vs. Denver (4)	Sept. 28, 2008
7	Kansas City (5) vs. Buffalo (2)	Dec. 7, 1969
7	Kansas City (4) vs. Denver (3)	Dec. 16, 2001
7	Kansas City (3) at Indianapolis (4)	Oct. 10, 2010
7	Kansas City (6) at New Orleans (1)	Sept. 23, 2012
7	Kansas City (7) at Cincinnati (0)	Oct. 4, 2015
7	Kansas City (5) vs. Denver (2)	Oct. 30, 2017
7	Kansas City (5) vs. Miami (2)	Dec. 24, 2017

*NFL RECORD

Most Consecutive Games Scoring Field Goals

18	2001-02
16	2017-18, 2019-20
15	2005
14	1970, 2021-22

SAFETIES

Most Safeties, Season

3	1988, 1997
---	------------

Most Safeties, Game

1	22 times; Last at Miami	Dec. 13, 2020
---	-------------------------	---------------

FIRST DOWNS

REGULAR TEAM

Most First Downs, Season

419	2021
398	2004
397	2020
384	2018
350	2019

Fewest First Downs, Season

163	1982 (9 games)
183	1970
208	1973

Most First Downs, Game (All 30+)

36	vs. Atlanta	Oct. 24, 2004
36	at Las Vegas	Nov. 22, 2020
34	at New Orleans	Dec. 20, 2020
33	vs. Indianapolis	Oct. 31, 2004
33	vs. Cincinnati	Oct. 21, 2018
33	vs. Los Angeles Chargers	Sept. 26, 2021
33	at Arizona	Sept. 11, 2022
32	at Houston	Oct. 24, 1965
32	at Seattle	Nov. 24, 2002
32	vs. Oakland	Dec. 25, 2004
31	at Oakland	Nov. 5, 2000
31	vs. San Francisco	Sept. 23, 2018
31	at Philadelphia	Oct. 3, 2021
30	vs. Cleveland	Nov. 9, 2003
30	at L.A. Raiders	Dec. 22, 1991
30	vs. Seattle	Oct. 29, 2006
30	at Denver	Nov. 14, 2010
30	vs. Baltimore	Dec. 9, 2018

Fewest First Downs, Game

4	at Tampa Bay	Dec. 16, 1979
5	at San Diego	Dec. 12, 2010
7	at Boston	Oct. 23, 1964
7	at Oakland	Dec. 12, 1970
7	at Denver	Dec. 9, 2007
7	at Oakland	Dec. 16, 2012
8	12 times; Last at Denver	Dec. 30, 2012

Most First Downs, Both Teams, Game

64	KC (32) at Seattle (32)	Nov. 24, 2002
62	KC (31) at Oakland (31)	Nov. 5, 2000
61	KC (36) at Las Vegas (25)	Nov. 22, 2020
61	KC (31) at Philadelphia (30)	Oct. 3, 2021
59	KC (26) at Seattle (33)	Nov. 27, 1983 (OT)
58	KC (24) at Denver (34)	Nov. 18, 1974

Fewest First Downs, Both Teams, Games

15	Kansas City (7) vs. Denver (8)	Dec. 6, 1970
18	Kansas City (7) at Boston (11)	Oct. 23, 1964

RUSHING FIRST DOWNS

Most Rushing First Downs, Season

160	1978, 1981
140	2002
138	2004, 2005
130	1980
129	1969, 1997, 2010

Fewest Rushing First Downs, Season

66	2007
71	1982 (9 games)
79	1985
83	1970, 1983, 1986
84	2000

Most Rushing First Downs, Game

21	vs. Atlanta	Oct. 24, 2004
20	vs. Houston	Oct. 1, 1961
18	vs. Oakland	Oct. 20, 1968
18	vs. Seattle	Nov. 22, 1981
18	at Detroit	Nov. 28, 1996
16	8 times; Last vs. Buffalo	Oct. 7, 1991

Fewest Rushing First Downs, Game

*0	at Cincinnati	Nov. 24, 1974
0	vs. Pittsburgh	Nov. 10, 1985
0	at L.A. Raiders	Dec. 6, 1992
0	at Denver	Oct. 27, 1996
0	at Arizona	Oct. 8, 2006
0	vs. Jacksonville	Oct. 7, 2007
0	at Oakland	Dec. 16, 2012
1	12 times; Last vs. Pittsburgh	Oct. 15, 2017

*NFL RECORD

Most Passing First Downs, Season

267	2021
255	2020
239	2018
228	2004
211	1994, 2019

Fewest Passing First Downs, Season

79	1982 (9 games)
86	1970
89	1968
91	1979
93	1973

Most Passing First Downs, Game (All 20+)

26	vs. Oakland	Dec. 25, 2004
24	at Denver	Nov. 14, 2010
23	at Oakland	Nov. 5, 2000
23	at Las Vegas	Nov. 14, 2021
22	at Las Vegas	Nov. 22, 2020
22	at Arizona	Sept. 11, 2022
21	at Dallas	Nov. 20, 1983
21	at Denver	Oct. 17, 1994
21	at Denver	Dec. 7, 2003
21	at Houston	Oct. 8, 2017
21	at Los Angeles Rams	Nov. 19, 2018
21	at Washington	Oct. 17, 2021
20	vs. Indianapolis	Oct. 31, 2004
20	at Tennessee	Nov. 10, 2019
20	at Los Angeles Chargers	Dec. 16, 2021

Fewest Passing First Downs, Game

1	vs. Oakland	Oct. 20, 1968
1	vs. Houston	Sept. 10, 1978
1	at Tampa Bay	Dec. 16, 1979
2	5 times; Last at Denver	Dec. 30, 2012

FIRST DOWNS BY PENALTY

Most Penalty First Downs, Season

46	2019
37	2018
34	2013
33	1996, 1998, 2021
32	2004, 2015, 2020
30	2000

Fewest Penalty First Downs, Season

4	1969
8	1965
9	1973
10	1999
11	1968, 1972

Most Penalty First Downs, Game

9	vs. L.A. Raiders	Oct. 3, 1993
7	vs. L.A. Raiders	Sept. 17, 1989
7	vs. Seattle	Oct. 17, 1996
7	vs. San Francisco	Sept. 23, 2018
6	at Tennessee	Dec. 13, 2004
6	at Oakland	Nov. 7, 2010
5	12 times; Last vs. Buffalo	Oct. 11, 2021

Fewest Penalty First Downs, Game

0	Many times; Last, vs. Pittsburgh	Dec. 26, 2021
---	----------------------------------	---------------

NET YARDS PASSING AND RUSHING

Most Net Yards, Season

6,810	2018
6,746	2021
6,695	2004
6,653	2020
6,192	2005
6,067	2019
6,007	2017
6,000	2002

Most Net Yards, Consecutive Seasons

13,399	2020-21 (6,653, 6,746)
12,887	2004-05 (6,695, 6,192)
12,877	2018-19 (6,810, 6,067)
12,817	2017-18 (6,007, 6,810)
12,720	2019-20 (6,067, 6,653)
12,605	2003-04 (5,910, 6,695)

PASSING FIRST DOWNS



REGULAR TEAM

Fewest Net Yards, Season

2,498	1982 (9 games)
3,536	1973
3,577	1970
3,828	1974
3,936	1977

Most Net Yards, Game (All 500+)

614	at Denver	Oct. 23, 1966
590	vs. Indianapolis	Oct. 31, 2004
566	vs. Detroit	Oct. 14, 1990
552	at Seattle	Nov. 24, 2002
551	vs. Buffalo	Sept. 30, 1962
551	vs. Cincinnati	Oct. 21, 2018
546	at Washington	Sept. 30, 2001
546	at Los Angeles Rams	Nov. 19, 2018
543	at Tampa Bay	Nov. 29, 2020
542	at Houston	Oct. 24, 1965
540	vs. Atlanta	Oct. 24, 2004
537	at San Diego	Dec. 11, 1983
537	vs. Cincinnati	Jan. 1, 2006
537	at New England	Sept. 7, 2017
530	at Tennessee	Nov. 10, 2019
524	at Denver	Jan. 3, 2010
521	vs. Detroit	Dec. 14, 2003
520	vs. Denver	Nov. 1, 1964
517	at Baltimore	Sept. 28, 2020
516	at Las Vegas	Nov. 14, 2021
513	at Oakland	Nov. 5, 2000
512	vs. Seattle	Dec. 27, 1987
510	vs. Houston	Nov. 28, 1965
510	at New Orleans	Sept. 23, 2012
508	at Cincinnati	Sept. 28, 1969
507	vs. Indianapolis	Dec. 23, 2012
506	vs. San Diego	Oct. 14, 1984
504	at New Orleans	Sept. 8, 1985
504	at N.Y. Jets	Oct. 6, 2002
503	at Seattle	Nov. 28, 2010
503	vs. L.A. Chargers	Dec. 29, 2019
502	at Buffalo	Oct. 3, 1976
500	at Oakland	Dec. 5, 2004

Fewest Net Yards, Game

62	vs. Oakland	Nov. 8, 1963
67	at San Diego	Dec. 12, 2010
80	at Tampa Bay	Dec. 16, 1979
104	at Buffalo	Oct. 29, 1973
106	at Oakland	Dec. 8, 1973

Most Net Yards, Both Teams, Game

1,095	KC (590) vs. Indianapolis (505)	Oct. 31, 2004
1,086	KC (552) at Seattle (534)	Nov. 24, 2002
1,036	KC (524) at Denver (512)	Jan. 3, 2010
1,013	KC (537) at San Diego (476)	Dec. 11, 1983
1,001	KC (546) at L.A. Rams (455)	Nov. 19, 2018
986	KC (513) at Oakland (473)	Nov. 5, 2000

Fewest Net Yards, Both Teams, Game

323	KC (178) at N.Y. Jets (145)	Nov. 7, 1971
335	KC (244) vs. Houston (91)	Oct. 12, 1969
338	KC (62) vs. Oakland (276)	Nov. 8, 1963

Most Games, 400 or More Net Yards, Season

11	2018
10	2020
9	2004
7	2005, 2010, 2017, 2021
6	1994, 2000, 2002, 2019
5	1969, 2001, 2003
4	1960, 1961, 1962, 1976, 1983, 1997, 2016
3	1964, 1965, 1966, 1967, 1974, 1981, 1989, 1990, 1991, 2009, 2011, 2012

Most Consecutive Games, 400 or More Net Yards

5	2004, 2020
4	1976, 2005, 2018, 2019
3	1974, 2000, 2010, 2018, 2021

Most Games, 300 or More Net Yards, Season

15	2004, 2018, 2021
14	2005, 2019, 2020
13	2002, 2017
12	1989, 1995, 1999, 2003, 2010, 2013, 2015
11	1966, 1983, 1991, 1996, 2016
10	1964, 1968, 1981, 1984, 1993, 1994, 2000, 2001, 2014

Most Consecutive Games, 300 or More Net Yards

18	2017-18
16	2004-05
13	2001-02
11	2005
10	1966-67, 1989, 2003, 2019-2020
8	2010, 2018-19, 2020, 2021
7	1981, 1991

Most Plays, Season

1,134	2021
1,098	1994
1,089	2004
1,074	1983
1,063	2010
1,059	1995
1,059	2005

Fewest Plays, Season

573	1982 (9 games)
712	2017
775	1970
831	1968
833	1965
836	1971

Most Plays, Game

92	at New Orleans	Sept. 23, 2012
92	at New Orleans	Dec. 20, 2020
91	at Cincinnati	Sept. 3, 1978
86	vs. N.Y. Giants	Nov. 3, 1974
86	vs. Seattle	Sept. 28, 1997
85	at Jacksonville	Nov. 9, 1997
84	vs. Denver	Oct. 24, 1976
84	at San Diego	Nov. 12, 1978

Fewest Plays, Game

38	at Oakland	Dec. 12, 1970
38	at Tampa Bay	Dec. 16, 1979
41	at San Diego	Oct. 7, 1962
41	at San Diego	Dec. 12, 2010
42	at Oakland	Dec. 8, 1973
44	at Detroit	Nov. 25, 1971
44	at New England	Oct. 11, 1998
44	at Baltimore	Sept. 13, 2009

RUSHING

ATTEMPTS

Most Rushing Attempts, Season

663	1978
610	1981
569	1979
559	1989
556	2010
552	1980

Most Rushing Attempts, Consecutive Seasons

1,232	1978-79 (663, 569)
1,162	1980-81 (552, 610)
1,121	1979-80 (569, 552)
1,089	1977-78 (456, 663)
1,063	1989-90 (559, 504)

Fewest Rushing Attempts, Season

269	1982 (9 games)
375	2019
379	2008
383	2000, 2007
387	1983, 2018
400	1963

Most Rushing Attempts, Game

69	at Cincinnati	Sept. 3, 1978
60	vs. Oakland	Oct. 20, 1968
57	vs. Seattle	Nov. 5, 1989

Fewest Rushing Attempts, Game

9	at Oakland	Nov. 5, 2000
10	vs. Jacksonville	Oct. 7, 2007
10	at Oakland	Dec. 16, 2012
11	at New England	Oct. 11, 1998
11	at New York Jets	Dec. 3, 2017
11	vs. Houston Texans	Oct. 13, 2019
12	at Oakland	Dec. 8, 1973
12	at Denver	Oct. 27, 1996
13	vs. Buffalo	Nov. 23, 2008
14	at San Diego	Sept. 29, 1963

REGULAR TEAM

14	vs. Pittsburgh	Nov. 10, 1985
14	at L.A. Raiders	Dec. 6, 1992
14	at Jacksonville	Nov. 8, 2009
14	vs. Indianapolis	Oct. 6, 2019

Most Rushing Attempts, Both Teams, Game

102	KC (52) at San Diego (50)	Nov. 12, 1978 (OT)
100	KC (41) vs. Denver (59)	Sept. 24, 1978

Fewest Rushing Attempts, Both Teams, Game

37	KC (21) vs. Houston (16)	Dec. 16, 1990
39	KC (25) at Las Vegas (14)	Nov. 14, 2021
40	KC (17) at Buffalo (23)	Dec. 12, 1965

Most Games, 40 or More Rushing Attempts, Season

9	1978
8	1973, 1981
7	1968
6	1962, 1969, 1989
5	1976, 1979, 1980, 1997, 2010

Most Games, 30 or More Rushing Attempts, Season

14	1978
13	1981
12	1971, 1975, 1980
11	1969, 1989, 1990, 2005, 2006
10	1968, 1972, 1973, 1974, 1979, 1995, 1999, 2010

Most Consecutive Games, 40 or More Rushing Attempts

4	1968, 1978
3	1962, 1973, 1996

Most Consecutive Games, 30 or More Rushing Attempts

15	1980-81
8	1975, 1977-78
7	1972, 1978, 1978-79
6	1970, 1980, 1989, 1999

YARDS

Most Rushing Yards, Season

2,986	1978
2,633	1981
2,627	2010
2,407	1962
2,395	2012

Most Rushing Yards, Home, Season

1,488	1981
1,468	1962
1,463	2010
1,436	1978
1,390	1961

Most Rushing Yards Per Game, Season

213.3	1978 (2,986 in 16 games)
171.9	1962 (2,407 in 14 games)
164.6	1981 (2,633 in 16 games)
164.2	2010 (2,627 in 16 games)
162.4	1966 (2,274 in 14 games)

Most Rushing Yards Per Game, Home, Season

209.7	1962 (1,468 in 7 games)
198.6	1961 (1,390 in 7 games)
186.0	1981 (1,488 in 8 games)
182.9	2010 (1,463 in 8 games)
179.5	1978 (1,436 in 8 games)

Most Rushing Yards, Consecutive Seasons

5,302	1978-79 (2,986, 2,316)
4,829	1977-78 (1,843, 2,986)
4,671	2004-05 (2,289, 2,382)
4,590	1961-62 (2,183, 2,407)

Fewest Rushing Yards, Season

943	1982 (9 games)
1,248	2007
1,254	1983
1,351	2017
1,465	2000
1,468	1986

Fewest Rushing Yards Per Game, Season

78.0	2007 (1,248 in 16 games)
78.4	1983 (1,254 in 16 games)
91.6	2000 (1,465 in 16 games)
91.8	1986 (1,468 in 16 games)
92.9	1985 (1,486 in 16 games)

Most Rushing Yards, Game (All 300+)

398	vs. Houston	Oct. 1, 1961
380	at Denver	Oct. 23, 1966
352	vs. Indianapolis	Dec. 23, 2012
320	vs. Buffalo	Sept. 30, 1962
317	at Denver	Jan. 3, 2010
313	vs. Cincinnati	Oct. 26, 1969
310	vs. Detroit	Oct. 14, 1990
302	at Houston	Oct. 24, 1965

Fewest Rushing Yards, Game

0	vs. Denver	Dec. 19, 1965
10	vs. Jacksonville	Oct. 7, 2007
10	at Oakland	Dec. 16, 2012
14	at New England	Oct. 11, 1998
16	at Denver	Dec. 9, 2007
17	at Boston	Nov. 18, 1960
17	at L.A. Raiders	Dec. 6, 1992

Most Games, 200 or More Rushing Yards

8	1978
6	2010
5	1962
4	1968, 1979, 1981, 2002
3	1961, 1967, 1991, 2001, 2004, 2012
2	1960, 1963, 1965, 1966, 1969, 1970, 1975, 1989, 1996, 1997, 2005, 2006

Most Rushing Yards, Both Teams, Game

519	Kansas City (168) vs. Cleveland (351)	Dec. 20, 2009
502	Texans (398) vs. Houston (104)	Oct. 1, 1961
502	Texans (284) vs. Oakland (218)	Nov. 26, 1961
479	Kansas City (251) vs. Detroit (228)	Nov. 23, 1975

Fewest Rushing Yards, Both Teams, Game

75	KC (20) at Houston (55)	Sept. 29, 1974
105	KC (27) vs. Boston (78)	Nov. 17, 1968
111	Dallas Texans (108) at SD (3)	Nov. 19, 1961
111	KC (48) at San Diego (63)	Oct. 13, 1985

Most 10+ Yard Rushes, Season (Since 1990)

73	2002
72	2010
67	2005
64	2012
63	2001

Most 10+ Yard Rushes, Game (Since 1990)

11	at Oakland (10 Holmes, 1 Cloud)	Dec. 9, 2001
10	at Seattle (9 Holmes, 1 Morton)	Nov. 24, 2002
10	vs. Buffalo (7 Charles, 3 Jones)	Oct. 31, 2010
9	vs. Detroit (5 Word, 3 Okoye, 1 McNair)	Oct. 14, 1990
9	vs. Denver (5 Richardson, 2 Grbac, 1 Alexander, 1 Moreau)	Dec. 17, 2000
9	vs. Atlanta (6 Holmes, 3 Blaylock, 1 Hall)	Oct. 24, 2004
9	vs. Indianapolis (6 Holmes, 2 Morton, 1 Johnson)	Oct. 31, 2004
9	vs. Indianapolis (4 Charles, 4 Hillis, 1 McCluster)	Dec. 23, 2012

Highest Rushing Average, Season

5.18	1966
5.15	2002
5.03	1962
4.97	1961
4.91	2017
4.79	2012

Lowest Rushing Average, Season

3.24	1983
3.26	2007
3.39	1980
3.40	1986
3.43	1992

RUSHING TOUCHDOWNS

Most Rushing Touchdowns, Season

32	2003
31	2004
26	2002, 2005
24	1960
23	1961

Most Rushing Touchdowns, Consecutive Seasons

*63	2003-04 (32, 31)
58	2002-03 (26, 32)
57	2004-05 (31, 26)
47	1960-61 (24, 23)
44	1961-62 (23, 21)

*NFL RECORD



REGULAR TEAM

Fewest Rushing Touchdowns, Season

3	1982 (9 games)
5	2011
6	1972, 2007
7	1987
8	1988, 2009

Most Rushing Touchdowns, Game

*8	vs. Atlanta	Oct. 24, 2004
5	at Denver	Oct. 23, 1966
4	14 times; Last vs. Detroit	Nov. 1, 2015

*NFL RECORD

Most Rushing Touchdowns, Both Teams, Game

8	Kansas City (8) vs. Atlanta (0)	Oct. 24, 2004
7	Texans (4) vs. Boston (3)	Sept. 8, 1962
7	Kansas City (4) at Denver (3)	Oct. 10, 1965

PASSING

RATING

Highest Passer Rating, Season

113.8	2018
107.3	2020
104.4	2019
100.8	2017
98.1	2021
97.1	1962

Lowest Passer Rating, Season

52.7	1961
52.9	1977
54.0	1979
55.2	1974
59.3	1978

PASSING ATTEMPTS

Most Passes Attempted, Season

675	2021
641	1983
630	2020
615	1994
593	1984

Most Passes Attempted, Consecutive Seasons

1,305	2020-21 (630, 675)
1,234	1983-84 (641, 593)
1,206	2019-20 (576, 630)
1,159	2018-19 (583, 576)
1,146	1994-95 (615, 531)
1,126	2017-18 (543, 583)

Fewest Passes Attempted, Season

264	1982 (9 games)
270	1968
289	1970
313	1973
322	1962

Most Passes Attempted, Game

59	at Dallas	Nov. 20, 1983
55	at San Diego	Oct. 9, 1994
55	at Miami	Dec. 12, 1994
54	at Denver	Nov. 16, 1986
54	at Denver	Oct. 17, 1994
54	at San Diego	Sept. 29, 1996
54	vs. San Diego	Nov. 24, 1996
54	vs. Buffalo	Oct. 10, 2021

Fewest Passes Attempted, Game

3	vs. Oakland	Oct. 20, 1968
6	at Oakland	Dec. 13, 1969
10	vs. Denver	Sept. 24, 1978

Most Passes Attempted, Both Teams, Game

100	KC (46) vs. Tampa Bay (54)	Oct. 28, 1964
95	KC (54) at San Diego (41)	Sept. 29, 1996
95	KC (46) at L.A. Rams (49)	Nov. 19, 2018
95	KC (45) vs. Carolina (50)	Nov. 8, 2020
94	KC (52) at Denver (42)	Oct. 30, 1983
94	KC (46) at New England (48)	Dec. 4, 2000

Fewest Passes Attempted, Both Teams, Game

26	KC (6) at Oakland (20)	Dec. 13, 1969
26	KC (13) at Tampa Bay (13)	Dec. 16, 1979
27	KC (14) vs. Houston (13)	Sept. 10, 1978

COMPLETIONS

Most Passes Completed, Season

448	2021
420	2020
385	2018
378	2019
370	2004

Most Passes Completed, Consecutive Seasons

868	2021-21 (420, 448)
798	2019-20 (378, 420)
763	2018-19 (385, 378)
748	2017-18 (363, 385)
728	2016-17 (365, 363)
709	2003-04 (339, 370)

Fewest Passes Completed, Season

145	1982 (9 games)
154	1970
156	1968

Most Passes Completed, Game

39	at Oakland	Nov. 5, 2000
37	at San Diego	Oct. 9, 1994
37	at Tampa Bay	Nov. 29, 2020
36	at Tennessee	Nov. 10, 2019
36	at Las Vegas	Nov. 14, 2021
35	vs. N.Y. Jets	Nov. 1, 2020
34	at Denver	Oct. 17, 1994
34	at Denver	Dec. 7, 2003
34	vs. San Diego	Sept. 11, 2016
33	at Dallas	Nov. 20, 1983
33	at Miami	Dec. 12, 1994
33	at San Diego	Jan. 2, 2005
33	at Detroit	Dec. 23, 2007
33	at Denver	Nov. 14, 2010
33	at Los Angeles Rams	Nov. 19, 2018
33	vs. Buffalo	Oct. 10, 2021

Fewest Passes Completed, Game

2	vs. Oakland	Oct. 20, 1968
2	at Oakland	Dec. 13, 1969
5	7 times: Last at Seattle	Dec. 17, 1978

Most Passes Completed, Both Teams, Game

67	Kansas City (30) vs. Carolina (37)	Nov. 8, 2020
64	Kansas City (33) at L.A. Rams (31)	Nov. 19, 2018
64	Kansas City (37) at Tampa Bay (27)	Nov. 29, 2020
62	Kansas City (31) at San Diego (31)	Dec. 11, 1983
61	Kansas City (35) at Las Vegas (25)	Nov. 14, 2021
59	Kansas City (34) vs. San Diego (25)	Sept. 11, 2016
59	Kansas City (39) at Oakland (20)	Nov. 5, 2020
58	Kansas City (25) at New England (33)	Dec. 4, 2000
58	Kansas City (35) at Las Vegas (23)	Nov. 22, 2020
57	Kansas City (31) at San Diego (26)	Oct. 30, 2005
57	Kansas City (28) at Atlanta (29)	Sept. 18, 1994

Fewest Passes Completed, Both Teams, Game

11	Kansas City (10) vs. San Diego (1)	Sept. 20, 1998
12	Kansas City (7) at Tampa Bay (5)	Dec. 16, 1979
13	Kansas City (2) at Oakland (11)	Dec. 13, 1969
13	Kansas City (8) vs. Boston (5)	Oct. 11, 1970

Most 20+ Yard Completions, Season (Since 1990)

76	2018
69	2020
60	2004
59	2000, 2019
58	2021

Most 20+ Yard Completions, Game (Since 1990)

9	vs. St. Louis (6 Grbac, 2 Moon, 1 Morris)	Oct. 22, 2000
9	at Denver (9 Cassel)	Nov. 14, 2010
9	at L.A. Rams (9 Mahomes)	Nov. 19, 2018
8	at Oakland (8 Mahomes)	Sept. 15, 2019
8	at Miami (8 Mahomes)	Dec. 13, 2020
7	at L.A. Raiders (7 Krieg)	Dec. 6, 1992
7	at San Diego (7 Gannon)	Nov. 22, 1998
7	at Oakland (7 Grbac)	Nov. 5, 2000
7	at Arizona (7 Green)	Oct. 21, 2001
7	vs. Indianapolis (7 Green)	Oct. 31, 2004
7	at New York Jets (7 Smith)	Dec. 3, 2017
7	at Cleveland (7 Mahomes)	Nov. 4, 2018
7	at Tampa Bay (7 Mahomes)	Nov. 29, 2020
7	at Los Angeles Chargers (7 Mahomes)	Dec. 16, 2021

REGULAR TEAM

PASSING YARDS

Most Net Passing Yards, Season

4,955	2018
4,854	2020
4,791	2021
4,498	2019
4,406	2004

Most Net Passing Yards, Consecutive Seasons

9,645	2020-21 (4,854, 4,791)
9,453	2018-19 (4,955, 4,498)
9,352	2019-20 (4,498, 4,854)
9,059	2017-18 (4,104, 4,955)
8,387	2003-04 (3,981, 4,406)
8,216	2004-05 (4,406, 3,810)

Fewest Passing Yards, Season

1,555	1982 (9 games)
1,660	1979
1,719	1970

Most Gross Passing Yards, Game (All 400+)

504	at Oakland	Nov. 5, 2000
478	at L.A. Rams	Nov. 19, 2018
469	at Denver	Nov. 14, 2010
462	at Tampa Bay	Nov. 29, 2020
446	at Tennessee	Nov. 10, 2019
446	vs. N.Y. Jets	Nov. 1, 2020
443	at Oakland	Sept. 15, 2019
435	vs. Denver	Nov. 1, 1964
433	at Tennessee	Nov. 10, 2019
432	at Dallas	Nov. 20, 1983
422	at Las Vegas	Nov. 14, 2021
412	vs. Denver	Dec. 19, 1965
411	at San Diego	Dec. 11, 1983
410	at Los Angeles Chargers	Dec. 16, 2021
400	at Green Bay	Oct. 12, 2003

Most Net Passing Yards, Game

474	at Oakland	Nov. 5, 2000
456	at Tampa Bay	Nov. 29, 2020
448	at L.A. Rams	Nov. 19, 2018
446	vs. N.Y. Jets	Nov. 1, 2020
433	at Denver	Nov. 14, 2010
433	at Oakland	Sept. 15, 2019
422	at Las Vegas	Nov. 14, 2021
410	at Los Angeles Chargers	Dec. 16, 2021
406	at San Diego	Dec. 11, 1983
400	at Green Bay	Oct. 12, 2003

Fewest Gross Passing Yards, Game

16	vs. Oakland	Oct. 20, 1968
39	vs. Houston	Nov. 15, 1981
42	at Seattle	Sept. 30, 1979
44	at Denver	Oct. 8, 1961
46	at Tampa Bay	Dec. 16, 1979

Fewest Net Passing Yards, Game

-22	vs. Oakland	Nov. 8, 1963
15	at Seattle	Sept. 30, 1979
16	vs. Oakland	Oct. 20, 1968
18	at Denver	Oct. 4, 1970
19	at San Diego	Dec. 12, 2010

Most Net Passing Yards, Both Teams, Game

859	Kansas City (387) vs. Indianapolis (472)	Oct. 31, 2004
827	Kansas City (448) at L.A. Rams (379)	Nov. 19, 2018
798	Kansas City (456) at Tampa Bay (342)	Nov. 29, 2020
782	Kansas City (406) at San Diego (376)	Dec. 11, 1983
764	Kansas City (322) at Pittsburgh (442)	Sept. 16, 2018
748	Kansas City (331) at Oakland (417)	Oct. 19, 2017
732	Kansas City (433) at Denver (299)	Nov. 14, 2010
716	Kansas City (474) at Oakland (242)	Nov. 5, 2000
698	Kansas City (229) at Oakland (469)	Nov. 3, 1968

Fewest Passing Yards, Both Teams, Game

67	Kansas City (22) at Tampa Bay (45)	Dec. 16, 1979
81	Kansas City (34) vs. Houston (47)	Sept. 10, 1978

Most Individual 100-Yard Receiving Games, Season

14	2000, 2004
11	1964, 2018
9	2017, 2020, 2021
8	1966, 1983
7	1987, 2003, 2006, 2007, 2016, 2019

Most Consecutive Individual 100-Yard Receiving Games, Season

7	2000
6	2004, 2020
4	1964, 2016, 2018, 2021

3 1966, 1984, 1992, 1994, 2005, 2007, 2010

2 1961, 1962, 1963, 1965, 1968, 1969, 1980, 1982, 1983, 1985, 1987, 1988, 1989, 1998, 1999, 2001, 2006, 2007, 2008, 2011, 2017 (3 times), 2018, 2019

Most Consecutive Seasons Leading League, Completion Percentage

*4 1966-69

*NFL RECORD

COMPLETION PERCENTAGE

Highest Completion Percentage, Season

66.85	(543-363)	2017
66.85	(546-365)	2016
66.67	(630-420)	2020
66.37	(675-448)	2021
66.04	(583-385)	2018

Lowest Completion Percentage, Season

44.36	1961 (399-177)
48.05	1960 (435-209)
48.90	1965 (409-200)
49.33	1986 (521-257)
50.38	1965 (395-199)

PASSING TOUCHDOWNS

Most Passing Touchdowns, Season

50	2018
40	2020
37	2021
32	1964
31	1966
30	1963, 2019

Fewest Passing Touchdowns, Season

7	1978, 1979
8	2012
10	1973, 1982 (9 games)
11	1974, 1977
13	1981, 2011

Most Passing Touchdowns, Game

6	vs. Denver	Nov. 1, 1964
6	at Pittsburgh	Sept. 16, 2018
6	at Los Angeles Rams	Nov. 19, 2018
5	11 times; Last at Arizona	Sept. 11, 2022

Most Passing Touchdowns, Both Teams, Game

10	Kansas City (6) at L.A. Rams (4)	Nov. 19, 2018
9	Kansas City (4) at Denver (5)	Nov. 14, 2010
9	Kansas City (6) at Pittsburgh (3)	Sept. 16, 2018
8	Kansas City (6) vs. Denver (2)	Nov. 1, 1964
8	Kansas City (4) at San Diego (4)	Dec. 11, 1983
8	Kansas City (3) vs. IND (5)	Oct. 31, 2004

SACKS

Most Consecutive Games Without Allowing A Sack

3 1988, 2000

Most Times Sacked, Season

57	1980
55	2007
53	1975

Fewest Times Sacked, Season

19	1994
21	1978, 1991, 1995, 2003
22	1990

Most Times Sacked, Game

10	vs. Baltimore	Nov. 2, 1980
9	vs. San Diego	Dec. 2, 2007
8	at Pittsburgh	Dec. 5, 1982
8	vs. L.A. Raiders	Dec. 12, 1982

Most Times Sacked, Both Teams, Game

13	Kansas City (2) vs. Cleveland (11)	Sept. 30, 1984
13	Kansas City (6) vs. Houston (7)	Sept. 21, 1986

INTERCEPTIONS

Most Passes Had Intercepted, Season

27	1961
26	1977
25	1974

Fewest Passes Had Intercepted, Season

5	1990, 2019
6	2014
7	2015, 2020
8	1982 (9 games), 2010, 2016, 2017
9	2013
10	1993, 1994, 1997, 2005



REGULAR TEAM

Most Passes Had Intercepted, Game

7	vs. Pittsburgh	Oct. 13, 1974
6	at Seattle	Nov. 4, 1984
6	vs. L.A. Raiders	Oct. 20, 1985

Most Passes Had Intercepted, Both Teams, Game

9	Kansas City (3) vs. Miami (6)	Nov. 13, 1966
8	8 times, Last; Kansas City (2) at Oakland (6)	Oct. 23, 2011

PUNTING

Most Seasons Leading League (Average Distance)

*6	1968, 1971-73, 1979, 1984
----	---------------------------

*NFL RECORD

Most Consecutive Seasons Leading League

3	1971-73
---	---------

Most Punts, Season

104	1999
99	1986
98	1984

Fewest Punts, Season

38	1982 (9 games)
40	2021
45	2018
49	2019
52	2020

Most Punts, Game

11	at N.Y. Jets	Sept. 18, 1965
11	vs. Baltimore	Sept. 2, 1979
11	at San Francisco	Nov. 17, 1985
11	at Cleveland	Nov. 19, 1989
11	vs. San Diego	Nov. 13, 1994
11	at Chicago	Dec. 4, 2011
10	vs. Denver	Oct. 6, 1974
10	at Oakland	Oct. 5, 1980
10	at N.Y. Jets	Oct. 2, 1988
10	at San Diego	Nov. 26, 2000
10	at N.Y. Jets	Dec. 30, 2007
10	at Jacksonville	Sept. 8, 2013

Fewest Punts, Game

0	at L.A. Raiders	Dec. 22, 1991
0	vs. Carolina	Dec. 10, 2000
0	vs. Cincinnati	Oct. 21, 2018
0	at Philadelphia	Oct. 3, 2021

PUNTING AVERAGE

Highest Punting Average Distance, Season

46.83	2012 (83-3,887)
46.70	2021 (40-1,768)
45.89	2011 (89-4,084)
45.53	1973 (80-3,642)
45.33	2013 (89-4,034)

Lowest Punting Average Distance, Season

36.06	1962 (54-1,947)
37.83	2002 (64-2,422)
38.53	1981 (70-2,697)

PUNTS BLOCKED

Most Punts Had Blocked, Season

2	1974, 1975, 1985, 1999
---	------------------------

Most Punts Had Blocked, Game

2	vs. Denver	Oct. 27, 1985
---	------------	---------------

PUNT RETURNS

Most Seasons Leading League (Average Return)

6	1960, 1968, 1970, 1979-80, 2003
---	---------------------------------

Most Punt Returns, Season (All 50+)

59	2013
58	1979, 1995, 1999
52	2010

Fewest Punt Returns, Season

15	1982 (9 games)
19	2021
22	2018
24	2004
26	1961, 1963, 2008

Most Punt Returns, Game

9	at Oakland	Nov. 15, 2009
8	vs. San Diego	Nov. 10, 1974
8	at St. Louis	Dec. 19, 2010
7	vs. Oakland	Sept. 23, 1979

7	vs. N.Y. Giants	Oct. 21, 1979
7	vs. Detroit	Sept. 26, 1999
7	at Denver	Dec. 5, 1999
7	at Oakland	Oct. 21, 2007
7	at Jacksonville	Sept. 8, 2013
7	at Washington	Dec. 8, 2013

Most Punt Returns, Both Teams, Game

15	Kansas City (6) vs. Baltimore (9)	Sept. 2, 1979
----	-----------------------------------	---------------

PUNT RETURN YARDS

Most Punt Return Yards, Season (All 600+)

695	2013
640	1999
612	1979

Fewest Punt Return Yards, Season

126	1972
129	1982 (9 games)
150	1971

Most Punt Return Yards, Game

177	at Washington	Dec. 8, 2013
160	vs. San Diego	Sept. 13, 2010
141	vs. Oakland	Sept. 23, 1979
139	at Denver	Dec. 5, 1999
131	vs. Boston	Dec. 11, 1960

Highest Punt Return Average, Season

16.42	2003 (33-542)
15.03	1960 (33-496)
14.80	2016 (40-592)
14.53	1980 (40-581)
14.52	1968 (31-450)

Lowest Punt Return Average, Season

4.34	1972 (29-126)
4.69	1971 (32-150)
5.82	2020 (28-163)
6.29	2017 (35-220)
6.50	2008 (26-169)
6.53	2009 (32-209)

PUNT RETURN TOUCHDOWNS

Most Punt Return Touchdowns, Season

2	1968, 1979, 1980, 1992, 1999, 2002, 2003, 2013, 2016
1	1960, 1965, 1966, 1987, 1995, 1997, 2006, 2010, 2017, 2018, 2020

Most Punt Return Touchdowns, Game

1	30 times; Last at Miami	Dec. 13, 2020
---	-------------------------	---------------

Most Punt Return Touchdowns, Both Teams, Game

*2	Kansas City (1) at Buffalo (1)	Sept. 11, 1966
----	--------------------------------	----------------

*NFL RECORD

KICKOFF RETURNS

Most Kickoff Returns, Season

80	2008
77	2009
75	2004
70	1987, 2000
68	2005

Fewest Kickoff Returns, Season

25	2020
30	2021
31	1973
34	1982 (9 games)
35	2015
37	1962, 2019

Most Kickoff Returns, Game

11	vs. Buffalo	Nov. 23, 2008
10	vs. Oakland	Nov. 2, 1967
10	vs. Seattle	Sept. 20, 1987
9	vs. Pittsburgh	Nov. 10, 1985

KICKOFF RETURN YARDS

Most Kickoff Return Yards, Season

1,820	2004
1,716	2008
1,666	2009
1,591	2005
1,577	2003

REGULAR TEAM

Fewest Kickoff Return Yards, Season

646	2020
702	2021
722	1992
723	1982 (9 games)
725	1973
736	1968

Most Kickoff Return Yards, Game

251	at Miami	Dec. 12, 1994
245	at San Diego	Oct. 15, 1967
236	vs. Pittsburgh	Nov. 10, 1985

Highest Kickoff Return Average, Season

*29.91	2013 (44-1,316)
27.64	1961 (53-1,465)
26.59	1969 (41-1,090)
25.84	2020 (25-646)
25.81	1962 (37-955)

*NFL RECORD

Lowest Kickoff Return Average, Season

16.52	1988 (56-925)
17.04	1990 (46-784)
17.20	1983 (54-929)

KICKOFF RETURN TOUCHDOWNS

Most Kickoff Return Touchdowns, Season

2	1987, 1995, 2003, 2004, 2013
1	1961, 1963, 1967, 1969, 1986, 1994, 1996, 1997, 2002, 2005, 2009, 2014, 2016, 2019, 2020

Most Kickoff Return Touchdowns, Game

1	25 times; Last at Denver	Oct. 25, 2020
---	--------------------------	---------------

FUMBLES

Most Fumbles, Season

42	1980
----	------

Fewest Fumbles, Season

7	2002
13	1982 (9 games), 2003
14	2017
15	2010
16	2015

Most Fumbles, Game

*10	vs. Houston	Oct. 12, 1969
-----	-------------	---------------

*NFL RECORD

Most Fumbles, Both Teams, Game

*14	Kansas City (10) vs. Houston (4)	Oct. 12, 1969
-----	----------------------------------	---------------

*NFL RECORD

Most Fumbles Lost, Season

24	1981, 1987
21	1965, 1977

Fewest Fumbles Lost, Season

*2	2002
3	2017
4	1982 (9 games)
6	2003, 2010, 2018
8	1967, 1991, 2008, 2015

*NFL RECORD

Most Fumbles Lost, Game

6	vs. Houston	Oct. 12, 1969
---	-------------	---------------

Most Turnovers, Season

47	1977
46	1981
41	1965, 1987, 1989
40	1964

Fewest Turnovers, Season

11	2017
12	1982 (9 games)
14	2010
15	2002, 2015, 2019
16	2020
17	2014, 2016

Most Turnovers, Game

9	vs. Buffalo	Oct. 17, 1965
9	vs. Pittsburgh	Oct. 13, 1974
8	vs. San Diego	Sept. 20, 1981

Most Turnovers, Both Teams, Game

16	Kansas City (7) vs. Houston (9)	Oct. 12, 1969
----	---------------------------------	---------------

PENALTIES

Fewest Penalties, Season

43	1982 (9 games)
52	1963
56	1964
61	1966

Most Penalties, Season

*158	1998
137	2018
127	1994
126	1999
122	1993, 1996

*NFL RECORD

Fewest Penalties, Game

*0	vs. Buffalo	Oct. 2, 1966
0	vs. Oakland	Dec. 8, 1974
1	24 times; Last at San Diego	Dec. 29, 2013

*NFL RECORD

Most Penalties, Game

17	at Seattle	Nov. 8, 1998
15	vs. San Diego	Sept. 20, 1998
15	at New England	Sept. 7, 2017
14	at Atlanta	Sept. 18, 1994
14	at Denver	Oct. 17, 1994

Fewest Penalties, Both Teams, Game

1	Kansas City (0) vs. Buffalo (1)	Oct. 2, 1966
---	---------------------------------	--------------

Most Penalties, Both Teams, Game

30	Kansas City (17) at Seattle (13)	Nov. 8, 1998
27	Kansas City (12) at Oakland (15)	Nov. 7, 2010
26	Kansas City (7) vs. San Diego (19)	Oct. 16, 1997
26	Kansas City (11) vs. Oakland (15)	Dec. 24, 2011
25	Kansas City (11) vs. Denver (14)	Sept. 20, 1993
24	Kansas City (13) at L.A. Raiders (11)	Oct. 9, 1983
24	Kansas City (12) vs. L.A. Raiders (12)	Sept. 16, 1984
24	Kansas City (10) vs. L.A. Raiders (14)	Dec. 13, 1987
24	Kansas City (14) at Atlanta (10)	Sept. 18, 1994
24	Kansas City (14) at Denver (10)	Oct. 17, 1994
24	Kansas City (15) vs. San Diego (9)	Sept. 20, 1998
24	Kansas City (10) at Oakland (14)	Oct. 23, 2011
24	Kansas City (9) at Denver (15)	Nov. 27, 2016
24	Kansas City (12) at Pittsburgh (12)	Sept. 16, 2018

YARDS PENALIZED

Fewest Yards Penalized, Season

371	1982 (9 games)
515	1974
577	2006
602	2001
604	1964

Most Yards Penalized, Season

1,304	1998
1,152	2018

Fewest Yards Penalized, Game

0	vs. Buffalo	Oct. 2, 1966
0	vs. Oakland	Dec. 8, 1974
1	vs. San Diego	Dec. 22, 2002
3	vs. Buffalo	Sept. 11, 2011
5	11 times; Last at San Diego	Dec. 29, 2013

Most Yards Penalized, Game

154	vs. Oakland	Nov. 1, 1970
152	at Seattle	Nov. 8, 1998
141	at San Diego	Oct. 25, 1987

Fewest Yards Penalized, Both Teams, Game

10	Kansas City (10) vs. Boston (0)	Nov. 17, 1968
10	Kansas City (0) vs. Oakland (10)	Dec. 8, 1974
10	Kansas City (5) at Denver (5)	Dec. 7, 2008

Most Yards Penalized, Both Teams, Game

259	KC (141) at San Diego (118)	Oct. 25, 1987
258	KC (126) vs. L.A. Raiders (132)	Sept. 16, 1984

REGULAR TEAM DEFENSIVE

SCORING

POINTS

Fewest Points Allowed, Season

170	1968
177	1969
184	1982 (9 games)
192	1973
208	1971

Lowest Scoring Average, Season

12.1	1968 (170 in 14 games)
12.6	1969 (177 in 14 games)
13.7	1973 (192 in 14 games)
14.5	1997 (232 in 16 games)
14.9	1971 (208 in 14 games)

Most Points Allowed, Season

440	2008
435	2004
425	2012
424	2009

Highest Scoring Average, Season

27.5	2008 (440 in 16 games)
27.2	2004 (435 in 16 games)
26.9	1976 (376 in 14 games)
26.6	2012 (425 in 16 games)
26.5	2009 (424 in 16 games)

Most Points Allowed, Game

54	vs. Buffalo	Nov. 23, 2008
54	at L.A. Rams	Nov. 19, 2018
51	at Seattle	Nov. 27, 1983 (OT)
50	at Buffalo	Oct. 3, 1976
49	at Oakland	Nov. 5, 2000
49	at Denver	Nov. 14, 2010

Most First-Half Points Allowed, Game

35	at San Diego	Oct. 25, 1987
35	at Denver	Nov. 14, 2010
34	vs. Seattle	Dec. 11, 1977
31	Seven times, last at Pittsburgh	Oct. 15, 2006

Fewest First-Half Points Allowed, Season

74	1969
95	1982 (9 games)
97	1965
101	1973
103	1968

Most First-Quarter Points Allowed, Season

101	1998
95	1976, 2012
93	2009
92	1997
88	1987

Fewest First-Quarter Points Allowed, Season

29	1963, 1969
30	1973
32	1970
33	1965, 1966
37	1984

Most First-Quarter Points Allowed, Game

31	at Buffalo	Sept. 13, 1962
22	at Pittsburgh	Oct. 2, 2016
21	at Denver	Nov. 16, 1986
21	at Denver	Nov. 14, 2010
17	vs. Oakland	Nov. 23, 1967
17	at Denver	Oct. 27, 1996
17	vs. Pittsburgh	Sept. 14, 2003
17	at Denver	Sept. 26, 2005
17	vs. San Diego	Sept. 30, 2012

Most Second-Quarter Points Allowed, Season

152	2004
141	2008
135	1985, 2021
133	1999
131	2018

Fewest Second-Quarter Points Allowed, Season

45	1969
55	1979, 1982 (9 games)
57	1968, 1992
59	1995
64	1965

Most Second-Quarter Points Allowed, Game

28	vs. San Diego	Nov. 15, 1964
28	vs. Oakland	Oct. 16, 1966
28	at Baltimore	Dec. 21, 1980
28	at Seattle	Nov. 4, 1984
28	at Seattle	Sept. 11, 1988
24	at Oakland	Nov. 3, 1968

Most Third-Quarter Points Allowed, Season

106	2008, 2012
103	2001
100	2009
98	1975, 2018
95	2011

Fewest Third-Quarter Points Allowed, Season

22	1971
28	2020
29	1995
31	1982 (9 games)
34	1974
35	1973

Most Third-Quarter Points Allowed, Game

28	at Houston	Oct. 24, 1965
22	at Boston	Nov. 18, 1960
21	Nine times; Last at Baltimore	Sept. 13, 2009

Most Fourth-Quarter Points Allowed, Season

147	2020
139	1961
136	2018
130	1983, 2002
129	2004
127	1976
121	1985

Fewest Fourth-Quarter Points Allowed, Season

27	1968
44	1997
54	2013
56	1973
57	1960, 1962, 1981

Most Fourth-Quarter Points Allowed, Game

24	at New Orleans	Sept. 8, 1985
22	vs. Denver	Nov. 1, 1964
21	13 times; Last at Houston	Oct. 8, 2017

Most Second-Half Points Allowed, Game

38	at Houston	Oct. 24, 1965
37	at Seattle*	Nov. 27, 1983
35	vs. San Diego	Oct. 20, 1963
35	vs. Pittsburgh	Nov. 7, 1976
31	at Miami	Sept. 22, 1985
31	at Miami	Dec. 12, 1994
31	vs. San Diego	Nov. 24, 2013
31	at L.A. Rams	Nov. 19, 2018

*Includes three in OT

Fewest Second-Half Points Allowed, Season

67	1968
89	1982 (9 games)
91	1973, 1997
96	1971
101	1972

TOUCHDOWNS

Fewest Touchdowns Allowed, Season

18	1968
19	1969
21	1971

Most Touchdowns Allowed, Season

53	2004
51	1976
51	2018
49	2008
48	2009
47	2012

Most Touchdowns Allowed, Game

7	at Los Angeles Rams	Nov. 19, 2018
7	at Buffalo	Oct. 3, 1976
7	at Oakland	Nov. 5, 2000
7	at Denver	Nov. 14, 2010
6	16 times; Last at Pittsburgh	Oct. 2, 2016

NOTABLE GAMES

Most Shutouts, Season

3	1960
2	1967, 1969

REGULAR TEAM DEFENSIVE

Most Consecutive Shutouts

2 1960 Dec. 4-11, 1960

Most Games Allowed 10 Points or Less, Season

9 1968
7 1969
6 1973, 1979, 1990, 1995

Most Consecutive Games Allowed 10 Points or Less

5 1968
3 1960, 1968, 1995, 1997, 2021

Largest Opponent Comeback Victories

	Opponent	Deficit	Final	Date
21	vs. Tampa Bay	24-3	27-30 (OT)	Nov. 2, 2008
18	vs. Philadelphia	24-6	31-37	Oct. 2, 2005
18	vs. San Diego	21-3	21-22	Dec. 14, 2008
17	at Houston	17-0	36-38	Oct. 24, 1965
17	vs. L.A. Raiders	17-0	17-24	Oct. 5, 1986
17	at Chicago	17-0	27-28	Nov. 13, 1977
17	at San Diego	34-17	37-38	Nov. 22, 1998
17	vs. Oakland	17-0	38-41 (OT)	Jan. 2, 2000

FIRST DOWNS

Fewest First Downs Allowed, Season

170 1982 (9 games)
181 1969
200 1965
204 1964

Most First Downs Allowed, Season

419 2018
367 2002
363 2021
353 2020
352 2017
344 1987, 2008, 2019

Fewest First Downs Allowed, Game

5 vs. Oakland Dec. 7, 1997
6 at Boston Sept. 21, 1969
6 vs. Boston Oct. 11, 1970
6 at Chicago Dec. 29, 1990
7 10 times; Last at Washington Oct. 18, 2009

Most First Downs Allowed, Game

35 vs. San Diego Oct. 19, 1986
35 vs. Houston Oct. 13, 2019
34 at Denver Nov. 18, 1974
34 at Cleveland Oct. 30, 1977

FIRST DOWNS RUSHING

Fewest Rushing First Downs Allowed, Season

52 1968
53 1969
67 1965

Most Rushing First Downs Allowed, Season

169 1977
162 1988
149 1975

Fewest Rushing First Downs Allowed, Game

*0 vs. Houston Dec. 4, 1960
0 vs. Buffalo Dec. 3, 1967
0 at Denver Oct. 3, 1971
0 at Oakland Dec. 3, 1995
0 vs. Oakland Dec. 7, 1997
0 vs. St. Louis Dec. 8, 2002
0 vs. N.Y. Jets Sept. 11, 2005
1 20 times; Last vs. Dallas Nov. 21, 2021

*NFL RECORD

Most Rushing First Downs Allowed, Game

21 vs. Pittsburgh Nov. 7, 1976
20 at Oakland Dec. 28, 2002
19 at Cleveland Oct. 30, 1977

FIRST DOWNS PASSING

Fewest Passing First Downs Allowed, Season

92 1982 (9 games)
95 1973
111 1969, 1970

Most Passing First Downs Allowed, Season

247 2018
227 2002
209 2016, 2021
204 2017
202 2000

Fewest Passing First Downs Allowed, Game

*0 at Houston Oct. 9, 1988
0 vs. San Diego Sept. 20, 1998
2 8 times; Last at Denver Jan. 1, 2012

*NFL RECORD

Most Passing First Downs Allowed, Game

25 at Denver Nov. 18, 1974
25 at Denver Nov. 14, 2010
25 at Pittsburgh Sept. 16, 2018
23 at Oakland Oct. 19, 2017
23 at L.A. Chargers Sept. 9, 2018
22 at Cincinnati Dec. 6, 1987
22 vs. Philadelphia Oct. 2, 2005

FIRST DOWNS BY PENALTY

Fewest Penalty First Downs Allowed, Season

9 1982 (9 games)
11 1964
13 1980

Most Penalty First Downs Allowed, Season

56 1998
43 2018
40 2004
39 2019
38 2020
36 1993, 2017

Most Penalty First Downs Allowed, Game

7 2 times; Last N.Y. Jets Dec. 11, 2011
6 13 times; Last at Cincinnati Jan. 2, 2022

NET YARDS ALLOWED PASSING AND RUSHING

Fewest Yards Allowed, Season

2,733 1982 (9 games)
3,163 1969
3,575 1973
3,667 1970
3,749 1965

Most Yards Allowed, Season

6,488 2018
6,291 2008
6,272 2021
6,248 2002
6,211 2009
6,037 2004

Fewest Yards Allowed, Game

89 vs. Seattle Dec. 24, 1995
91 vs. Houston Oct. 12, 1969
93 vs. Oakland Dec. 7, 1997
100 at Boston Sept. 21, 1969
105 vs. Boston Dec. 14, 1963
105 vs. Boston Oct. 11, 1970

Most Yards Allowed, Game

563 vs. Houston Dec. 16, 1990
542 at N.Y. Jets Oct. 2, 1988 (OT)
542 at Tennessee Dec. 13, 2004
541 at L.A. Chargers Sept. 9, 2018
539 at Oakland Nov. 3, 1968
539 vs. Oakland Oct. 3, 1977
535 vs. Denver Dec. 1, 2013

PLAYS

Fewest Plays Allowed, Season

556 1982 (9 games)
808 1969
813 1971

Most Plays Allowed, Season

1,159 1984
1,126 1985
1,109 2018
1,102 1981

Fewest Plays Allowed, Game

39 vs. Houston Oct. 22, 1967
39 vs. Oakland Dec. 7, 1997
40 vs. Cincinnati Oct. 13, 1968
40 at Boston Sept. 21, 1969

REGULAR TEAM DEFENSIVE

Most Plays Allowed, Game

97	at N.Y. Jets	Oct. 2, 1988 (OT)
95	vs. San Diego	Oct. 19, 1986
91	vs. Chicago	Nov. 8, 1981

RUSHING

RUSHING ATTEMPTS

Fewest Rushing Attempts Allowed, Season

279	1982 (9 games)
316	1969
343	1967

Most Rushing Attempts Allowed, Season

634	1977
609	1988
601	1978

Fewest Rushing Attempts Allowed, Game

9	at Oakland	Dec. 5, 2004
11	at New Orleans	Sept. 4, 1994
11	at Oakland	Dec. 3, 1995
11	vs. Oakland	Dec. 10, 2017
12	at N.Y. Jets	Nov. 27, 1966
12	at Seattle	Nov. 28, 2010
12	vs. Las Vegas	Dec. 12, 2021

Most Rushing Attempts Allowed, Game

65	at Buffalo	Oct. 29, 1973
62	at Tampa Bay	Dec. 16, 1979
61	at Oakland	Dec. 8, 1973
61	vs. Chicago	Nov. 8, 1981

RUSHING YARDS

Fewest Rushing Yards Allowed, Season

980	1960
1,066	1982 (9 games)
1,091	1969

Fewest Rushing Yards Per Game Allowed, Season

70.0	1960 (980 in 14 games)
77.9	1969 (1,091 in 14 games)
82.9	1995 (1,327 in 16 games)

Most Rushing Yards Allowed, Season

2,971	1977
2,861	1976
2,712	1975

Most Rushing Yards Per Game Allowed, Season

211.8	1977 (2,971 in 14 games)
204.4	1976 (2,861 in 14 games)
193.7	1975 (2,712 in 14 games)

Fewest Rushing Yards Allowed, Game

-27	vs. Houston	Dec. 4, 1960
3	at San Diego	Nov. 19, 1961
8	at Oakland	Dec. 3, 1995

Most Rushing Yards Allowed, Game

351	vs. Cleveland	Dec. 20, 2009
332	vs. Tennessee	Oct. 19, 2008
330	vs. Pittsburgh	Nov. 7, 1976
322	at Cleveland	Oct. 30, 1977
300	vs. Oakland	Sept. 14, 2008

Fewest Individual 100-Yard Games Allowed, Season

0	1960, 1969, 1971, 1981, 1995
---	------------------------------

Most Individual 100-Yard Games Allowed, Season

9	2003
8	1976, 1977, 2007

RUSHING TOUCHDOWNS

Fewest Rushing Touchdowns Allowed, Season

4	1968
5	2016
6	1969, 1971
7	1982 (9 games), 1995, 2013, 2015

Most Rushing Touchdowns Allowed, Season

25	2008
24	1975, 1976
23	1977, 1988

Most Rushing Touchdowns Allowed, Game

5	vs. Pittsburgh	Nov. 7, 1976
5	at Denver	Dec. 7, 2003
4	8 times; Last vs Cleveland	Sept. 12, 2021

PASSING

ATTEMPTS

Fewest Pass Attempts Allowed, Season

262	1982 (9 games)
324	1973
325	1975
333	1977

Most Pass Attempts Allowed, Season

632	2018
616	2002
610	2021
607	2015
598	2016

Fewest Pass Attempts Allowed, Game

8	vs. Denver	Nov. 13, 2011
9	at N.Y. Jets	Nov. 7, 1971
9	vs. Oakland	Dec. 8, 1974
10	vs. L.A. Raiders	Sept. 16, 1973
10	at San Diego	Dec. 18, 1988

Most Pass Attempts Allowed, Game

65	vs. San Diego	Oct. 19, 1986
61	vs. Seattle	Sept. 29, 1985
61	vs. Jacksonville	Oct. 7, 2018
60	at Oakland	Oct. 5, 1980
60	at Pittsburgh	Sept. 16, 2018

COMPLETIONS

Fewest Pass Completions Allowed, Season

155	1982 (9 games)
157	1973
175	1977
186	1972, 1975
195	1970

Most Pass Completions Allowed, Season

406	2018
403	2002
401	2021
352	2019
350	2016

Fewest Pass Completions Allowed, Game

1	vs. San Diego	Sept. 20, 1998
2	vs. Denver	Nov. 13, 2011
3	vs. Houston	Oct. 22, 1967
3	at N.Y. Jets	Nov. 7, 1971
3	vs. Oakland	Dec. 8, 1974
4	at San Diego	Nov. 2, 1986
4	at Houston	Oct. 9, 1988

Most Pass Completions Allowed, Game

39	at New England	Sept. 22, 2002
39	at Pittsburgh	Sept. 16, 2018
37	vs. San Diego	Dec. 22, 1985
37	vs. San Diego	Oct. 19, 1986
37	vs. New Orleans	Oct. 23, 2016
35	vs. Oakland	Oct. 27, 2002
34	vs. L.A. Raiders	Sept. 12, 1985
34	vs. San Diego	Dec. 14, 2008
34	at L.A. Chargers	Sept. 9, 2018

PASSING YARDS

Fewest Net Passing Yards Allowed, Season

1,619	1973
1,667	1982 (9 games)
1,942	1973
2,010	1970

Most Net Passing Yards Allowed, Season

4,374	2018
4,273	2021
4,203	2004
4,181	2002
3,962	2013
3,958	2016

Fewest Net Passing Yards Allowed, Game

-19	vs. San Diego	Sept. 20, 1998
9	vs. N.Y. Jets	Nov. 7, 1971
12	vs. Oakland	Dec. 8, 1974

Most Net Passing Yards Allowed, Game

505	vs. Houston	Dec. 16, 1990
472	vs. Indianapolis	Oct. 31, 2004
469	at Oakland	Nov. 3, 1968

REGULAR TEAM DEFENSIVE

Fewest Individual 300-Yard Games Allowed, Season

0 1962, 1970, 1971, 1972, 1973, 1974, 1977, 1978, 1988, 2000

Most Individual 300-Yard Games Allowed, Season

8 2002

PASSING TOUCHDOWNS

Fewest Passing Touchdowns Allowed, Season

10 1969

11 1971, 1973

12 1982 (9 games), 1988

Most Passing Touchdowns Allowed, Season

32 2004

30 2018

29 2012, 2020

27 2002, 2021

25 1964, 1976, 1980, 1987, 2000, 2005, 2009, 2013, 2015

Most Passing Touchdowns Allowed, Game

5 vs. Indianapolis Oct. 31, 2004

5 at Denver Nov. 14, 2010

5 vs. Denver Dec. 1, 2013

5 at Green Bay Sept. 28, 2015

5 at Pittsburgh Oct. 2, 2016

4 19 times; Last at Cincinnati Jan. 2, 2022

SACKS

Most Seasons Leading League

4 1960, 1965, 1969, 1990

Most Sacks, Season

60.0 1990

54.0 1997

52.0 2018

51.0 2000

50.0 1984, 1992

Fewest Sacks, Season

*10.0 2008

15.0 1982 (9 games)

22.0 1976, 2009

23.0 1988

*NFL RECORD

Most Sacks, Game

11.0 vs. Cleveland Sept. 30, 1984

10.0 vs. Oakland Sept. 6, 1998

9.0 at Buffalo Nov. 2, 1969

9.0 vs. Seattle Nov. 11, 1990

9.0 vs. Oakland Oct. 13, 2013

9.0 at Denver Oct. 17, 2019

Most Opponents Yards Lost Attempting to Pass, Season

439 1968

Fewest Opponents Yards Lost Attempting to Pass, Season

62 2008

120 1982 (9 games)

137 2009

INTERCEPTIONS BY

Most Consecutive Seasons Leading League

5 1966-70

Most Passes Intercepted By, Season

37 1968

33 1966

32 1960, 1962, 1969

Fewest Passes Intercepted By, Season

7 2012

11 1987

12 1982 (9 games), 1994

Most Passes Intercepted By, Game

7 at San Diego Dec. 8, 1968

6 8 times; Last vs. New York Jets Sept. 25, 2016

Most Consecutive Games, One or More Interceptions By

23 1967-69

18 1966-67

16 1982-83

INTERCEPTION RETURNS

Most Yards Returning Interceptions, Season

596 1969

578 1967

567 1986

Fewest Yards Returning Interceptions, Season

119 2012

124 2006

140 1987

141 2019

Most Yards Returning Interceptions, Game

188 vs. N.Y. Titans Dec. 17, 1961

162 at Oakland Dec. 6, 2015

142 vs. L.A. Raiders Oct. 28, 1991

136 vs. Seattle Dec. 11, 1977

Most Touchdowns Returning Interceptions, Season

6 1992

5 1972, 1974, 1999, 2013

4 1960, 1967, 1986, 1997, 2015, 2016

Most Touchdowns Returning Interceptions, Game

2 vs. N.Y. Titans Dec. 17, 1961

2 at Denver Oct. 1, 1972

2 at Denver Dec. 19, 1982

2 vs. San Diego Oct. 19, 1986

2 vs. Denver Dec. 27, 1992

2 at Baltimore Oct. 21, 1999

2 at Denver Jan. 3, 2010

2 at Oakland Oct. 23, 2011

Most Touchdowns Returning Interceptions, Both Teams, Game

*4 Kansas City (0) at Seattle (4) Nov. 4, 1984

3 Kansas City (2) vs. San Diego (1) Oct. 19, 1986

*NFL RECORD

OPPONENTS INTERCEPTIONS

Most Yards, Interception Returns Opponents, Season

688 1984

Most Yards Interception Returns, Opponent, Game

*325 at Seattle Nov. 4, 1984

*NFL RECORD

Most Touchdowns Returning Interceptions Opponents, Season

7 1984

Most Touchdowns Returning Interceptions Opponent, Game

*4 at Seattle Nov. 4, 1984

*NFL RECORD

PUNTING

Most Opponents Punts, Season

102 1995

98 1999

94 1969

Fewest Opponents Punts, Season

38 1982 (9 games)

50 2008

52 2018, 2021

55 1962

Lowest Opponents Average Distance, Season

37.0 1986, 1990

38.6 1982 (9 games)

38.9 1981

Highest Opponents Average Distance, Season

48.1 2021

47.6 2011

46.8 2012

46.6 2013

46.4 2020

Most Opponents Punts Blocked, Season

6 1990

4 1986

3 1963, 1982

2 1966, 1979, 1980, 1989, 1997, 2001, 2002, 2006

Most Opponents Punts Blocked, Game

3 vs. Denver Dec. 8, 1963

2 at Seattle Sept. 30, 1979

2 vs. Cleveland Sept. 30, 1990

REGULAR TEAM DEFENSIVE

PUNT RETURNS

Fewest Opponents Punt Returns, Season

15	2020
17	2018, 2021
19	2019
20	1961
22	1982
23	2005

Most Opponents Punt Returns, Season

60	1984
55	1974, 1976
54	1983

Most Opponents Punt Returns, Game

9	at Cincinnati	Nov. 24, 1974
---	---------------	---------------

Fewest Punt Return Yards Allowed, Season

84	2021
89	2019
97	2018
119	2020
157	1960, 2016
164	2017

Most Punt Return Yards Allowed, Season

702	1977
634	1974
572	1986

Most Punt Return Yards Allowed, Game

170	at San Diego	Sept. 26, 1965
-----	--------------	----------------

Lowest Punt Return Average Allowed, Season

4.68	2019 (19-89)
4.94	2021 (17-84)
5.23	2016 (30-157)
5.71	2018 (17-97)
5.81	1960 (27-157)
6.37	1981 (46-293)
6.43	1979 (49-315)
6.47	2013 (38-246)

Highest Punt Returns Average Allowed, Season

15.36	1982 (22-338) (9 games)
14.93	1965 (29-433)
14.04	1977 (50-702)

Most Punt Returns Touchdowns Allowed, Season

2	1982, 1990, 2004, 2012
---	------------------------

KICKOFF RETURNS

Fewest Opponents Kickoff Returns, Season

25	2011, 2017
27	2012
34	2021
35	2016
36	2018
37	2019

Most Opponents Kickoff Returns, Season

88	2002
87	2003
85	2004
84	1966

Fewest Kickoff Return Yards Allowed, Season

486	2017
549	2020
605	2011
658	2021
690	2012
725	2019
794	1982 (9 games)

Most Kickoff Return Yards Allowed, Season

2,053	2005
2,045	1966
2,043	2003
1,908	2004
1,880	2002

Most Kickoff Return Yards Allowed, Game

289	at Denver	Sept. 7, 1963
278	vs. Cleveland	Dec. 20, 2009

Lowest Kickoff Return Average Allowed, Season

17.17	1990 (81-1,391)
18.00	1986 (71-1,278)
18.57	2017 (23-427)
18.80	1992 (64-1,203)

Highest Kickoff Return Average Allowed, Season

25.78	1973 (40-1,031)
25.56	2012 (27-690)
25.37	1974 (54-1,370)

Most Kickoff Return Touchdowns Allowed, Season

2	1988
2	1989
2	2009

BLOCKED FIELD GOALS

Most Blocked Field Goals, Season

6	1960
5	1966
4	1962, 1965, 1973
3	1963, 1967, 1996
2	1982 (9 games), 1986, 1992, 1993, 2003

Most Blocked Field Goals, Game

3	at San Diego	Oct. 15, 1967
2	vs. Buffalo	Dec. 18, 1960
2	at Oakland	Nov. 3, 1963
2	at Oakland	Sept. 18, 1966
2	at San Diego	Oct. 15, 1967
2	at Green Bay	Oct. 4, 1973
2	at San Diego	Oct. 17, 1993
2	at San Diego	Nov. 30, 2003

FUMBLES

Fewest Opponents Fumbles, Season

16	1971, 2020
18	1984, 2011
19	2000, 2012, 2015, 2017

Fewest Opponents Fumbles Recovered, Season

6	2011, 2012, 2020
7	1971, 2015, 2019
8	1966, 2004, 2007
9	2010
10	1982 (9 games), 1996, 2017

Most Opponents Fumbles, Season

42	1981
40	1975
39	1977

Most Opponents Fumbles Recovered, Season

26	1994
25	1990
23	1977

TURNOVERS

Fewest Opponents Turnovers, Season

13	2012
21	2004
22	1982 (9 games), 2007, 2020
23	2010, 2019
26	2001, 2011, 2017

Most Opponents Turnovers, Season

51	1983
49	1962, 1968, 1986

Most Opponents Turnovers, Game

9	vs. Houston	Oct. 28, 1962
9	vs. Houston	Oct. 12, 1969
9	vs. St. Louis	Oct. 2, 1983

Best Turnover Ratio, Season

26	1990 (45 takes/19 gives)
22	1968 (49 takes/27 gives)
21	1999 (45 takes/21 gives)
18	1962 (49 takes/31 gives)
18	1992 (39 takes/21 gives)
18	2013 (36 takes/18 gives)

Worst Turnover Ratio, Season

-24	2012 (13 takes/37 gives)
-13	1987 (28 takes/41 gives)
-11	2007 (22 takes/33 gives)
-8	1965 (33 takes/41 gives)
-8	1989 (33 takes/41 gives)

REGULAR OPPONENT INDIVIDUAL

SINGLE GAME

PASSING

Pass Attempts (All 50+)

61	Blake Bortles, Jacksonville	Oct. 7, 2018
60	Ben Roethlisberger, Pittsburgh	Sept. 16, 2018
58	Mark Hermann, San Diego	Dec. 22, 1985
56	Kyle Orton, Denver	Jan. 3, 2010
55	Rich Gannon, Oakland	Oct. 27, 2002
54	Steve DeBerg, Tampa Bay	Oct. 28, 1984
54	Tom Brady, New England	Sept. 22, 2002
52	Jim Plunkett, Oakland	Oct. 5, 1980
52	Derek Carr, Oakland	Oct. 19, 2017
52	Philip Rivers, L.A. Chargers	Nov. 18, 2019
51	Philip Rivers, L.A. Chargers	Sept. 9, 2018
50	Brian Griese, Denver	Oct. 20, 2002

Pass Completions (All 30+)

39	Tom Brady, New England	Sept. 22, 2002
39	Ben Roethlisberger, Pittsburgh	Sept. 16, 2018
37	Mark Hermann, San Diego	Dec. 22, 1985
37	Drew Brees, New Orleans	Oct. 23, 2016
35	Rich Gannon, Oakland	Oct. 27, 2002
34	Jim Plunkett, Oakland	Sept. 12, 1985
34	Philip Rivers, San Diego	Dec. 14, 2008
34	Philip Rivers, L.A. Chargers	Sept. 9, 2018
33	Drew Bledsoe, New England	Dec. 4, 2000
33	Donovan McNabb, Philadelphia	Oct. 2, 2005
33	Blake Bortles, Jacksonville	Oct. 7, 2018
33	Derek Carr, Las Vegas	Dec. 12, 2021
32	Jay Cutler, Denver	Dec. 7, 2008
32	Ben Roethlisberger, Pittsburgh	Nov. 22, 2009
32	Kyle Orton, Denver	Jan. 3, 2010
32	Jalen Hurts, Philadelphia	Oct. 3, 2021
31	Jim Zorn, Seattle	Sept. 27, 1981
31	Rich Gannon, Oakland	Sept. 9, 2001
31	Marc Bulger, St. Louis	Nov. 5, 2006
31	Jeff Garcia, Tampa Bay	Nov. 2, 2008
31	Derek Carr, Oakland	Dec. 6, 2015
31	Jared Goff, L.A. Rams	Nov. 19, 2018
31	Philip Rivers, L.A. Chargers	Dec. 29, 2019
30	Dan Fouts, San Diego	Oct. 14, 1984
30	Tony Romo, Dallas	Sept. 15, 2013
30	Deshaun Watson, Houston	Oct. 13, 2019
30	Joe Burrow, Cincinnati	Jan. 2, 2022

Passing Yards (All 400+)

527	Warren Moon, Houston	Dec. 16, 1990
472	Peyton Manning, Indianapolis	Oct. 31, 2004
452	Ben Roethlisberger, Pittsburgh	Sept. 16, 2018
446	Joe Burrow, Cincinnati	Jan. 2, 2022
445	Charley Johnson, Denver	Nov. 18, 1974
431	Kyle Orton, Denver	Jan. 3, 2010
430	Blake Bortles, Jacksonville	Oct. 7, 2018
426	Billy Volek, Tennessee	Dec. 13, 2004
424	Philip Rivers, L.A. Chargers	Sept. 9, 2018
417	Derek Carr, Oakland	Oct. 19, 2017
413	Pete Beathard, Houston	Sept. 9, 1968
413	Jared Goff, L.A. Rams	Nov. 19, 2018
410	Tom Brady, New England	Sept. 22, 2002
403	Peyton Manning, Denver	Dec. 1, 2013
400	John Elway, Denver	Dec. 6, 1998

Touchdown Passes

5	George Blanda, Houston	Oct. 24, 1965
5	Peyton Manning, Indianapolis	Oct. 31, 2004
5	Peyton Manning, Denver	Dec. 1, 2013
5	Aaron Rodgers, Green Bay	Sept. 28, 2015
5	Ben Roethlisberger, Pittsburgh	Oct. 2, 2016
5	Deshaun Watson, Houston	Oct. 8, 2017

Interceptions Thrown

6	John Hadl, San Diego	Dec. 8, 1968
6	Ryan Fitzpatrick, N.Y. Jets	Sept. 25, 2016
5	George Blanda, Houston	Oct. 28, 1962
5	John Hadl, San Diego	Dec. 16, 1962
5	Babe Parilli, Boston	Dec. 14, 1963
5	George Blanda, Houston	Oct. 4, 1964
5	Pete Beathard, Houston	Oct. 12, 1969
5	Marty Domres, San Diego	Nov. 9, 1969
5	Alan Pastrana, Denver	Dec. 6, 1970
5	James Harris, San Diego	Nov. 26, 1978
5	Jim Plunkett, Oakland	Oct. 5, 1980

5	Jim Zorn, Seattle	Nov. 9, 1980
5	Dave Krieg, Seattle	Dec. 9, 1984
5	John Elway, Denver	Dec. 14, 1985

Long Pass (All 80+)

90	N. Johnson to R. Upchurch, Denver	Sept. 21, 1975
89	J. Kemp to E. Dubenion, Buffalo	Oct. 13, 1963
87	S. McNair to M. Clayton, Baltimore	Dec. 10, 2006
87	M. Hasselbeck to B. Obomanu, SEA	Nov. 28, 2010
82	J. Lee to A. Denson, Denver	Nov. 1, 1964
82	D. Lamonica to F. Biletnikoff, Oakland	Nov. 3, 1968
82	B. Griese to S. Sharpe, Denver	Oct. 20, 2002
80	J. Lee to B. Groman	Oct. 22, 1961
80	S. Wyche to B. Trumpy	Sept. 28, 1969

RECEIVING

Pass Receptions

16	Troy Brown, New England	Sept. 22, 2002
14	Kellen Winslow, San Diego	Dec. 11, 1983
14	Jabar Gaffney, Denver	Jan. 3, 2010
13	Joe Washington, Baltimore	Sept. 2, 1979
13	Terrance Mathis, Atlanta	Sept. 18, 1994
13	Tim Brown, Oakland	Oct. 27, 2002
13	Steven Jackson, St. Louis	Nov. 5, 2006
13	Hunter Renfrow, Las Vegas	Dec. 12, 2021

Receiving Yards (All 200+)

266	Ja'Marr Chase, Cincinnati	Jan. 2, 2022
250	Miles Austin, Dallas	Oct. 11, 2009
245	Haywood Jeffires, Houston	Dec. 16, 1990
233	Drew Bennett, Tennessee	Dec. 13, 2004
232	Lance Alworth, San Diego	Oct. 20, 1963
214	Shannon Sharpe, Denver	Oct. 20, 2002
213	Jabar Gaffney, Denver	Jan. 3, 2010
210	Amari Cooper, Oakland	Oct. 19, 2017
203	Don Maynard, N.Y. Jets	Sept. 15, 1968

Touchdown Receptions

4	Eric Decker, Denver	Dec. 1, 2013
3	Bob Chandler, Buffalo	Oct. 3, 1976
3	Kellen Winslow, San Diego	Dec. 11, 1983
3	Shannon Sharpe, Denver	Dec. 12, 1993
3	Drew Bennett, Tennessee	Dec. 13, 2004
3	Antonio Gates, San Diego	Oct. 30, 2005
3	Randall Cobb, Green Bay	Sept. 28, 2015
3	DeAndre Hopkins, Houston	Oct. 8, 2017
3	Ja'Marr Chase, Cincinnati	Jan. 2, 2022

RUSHING

Rushing Attempts

39	O.J. Simpson, Buffalo	Oct. 29, 1973
39	Ricky Bell, Tampa Bay	Dec. 16, 1979
39	Marion Butts, San Diego	Dec. 17, 1989

Rushing Yards (All 200+)

286	Jerome Harrison, Cleveland	Dec. 20, 2009
220	Tiki Barber, N.Y. Giants	Dec. 17, 2005
218	Clinton Portis, Denver	Dec. 7, 2003
217	Gary Anderson, San Diego	Dec. 18, 1988
214	Greg Pruitt, Cleveland	Dec. 14, 1975
207	Curt Warner, Seattle	Nov. 27, 1983 (OT)

Rushing Touchdowns

5	Clinton Portis, Denver	Dec. 7, 2003
3	Jon Keyworth, Denver	Nov. 18, 1974
3	Greg Pruitt, Cleveland	Dec. 14, 1975
3	Pete Banaszak, Oakland	Dec. 21, 1975
3	Walter Payton, Chicago	Nov. 13, 1977
3	Curt Warner, Seattle	Nov. 27, 1983 (OT)
3	Marcus Allen, L.A. Raiders	Nov. 25, 1990
3	Rodney Hampton, N.Y. Giants	Dec. 19, 1992
3	Terrell Davis, Denver	Dec. 6, 1998
3	Curtis Martin, N.Y. Jets	Nov. 11, 2001
3	Clinton Portis, Denver	Dec. 15, 2002
3	Onterio Smith, Minnesota	Dec. 20, 2003
3	Michael Pittman, Tampa Bay	Nov. 7, 2004
3	Michael Turner, Atlanta	Sept. 21, 2008
3	LenDale White, Tennessee	Oct. 19, 2008
3	Jerome Harrison, Cleveland	Dec. 20, 2009
3	Jeremy Hill, Cincinnati	Oct. 4, 2015
3	Mike Gillislee, New England	Sept. 7, 2017
3	Mark Ingram, Baltimore	Sept. 22, 2019

Long Run (All 80+)

87	Paul Lowe, San Diego	Sept. 10, 1961
85	LaDainian Tomlinson, San Diego	Dec. 17, 2006
80	LenDale White, Tennessee	Oct. 19, 2008



REGULAR OPPONENT INDIVIDUAL

Total Touchdowns

5	Clinton Portis, Denver	Dec. 7, 2003
4	Clinton Portis, Denver	Dec. 15, 2002
4	Eric Decker, Denver	Dec. 1, 2013

DEFENSE / SPECIAL TEAMS

Interceptions Made

4	Deltha O'Neal, Denver	Oct. 7, 2001
3	David Fulcher, Cincinnati	Oct. 1, 1989

Long Interception Return (All 100+)

102	Marcus Coleman, Houston	Sept. 26, 2004
101	Tony Greene, Buffalo	Oct. 3, 1976
100	Speedy Duncan, San Diego	Oct. 15, 1967

Long Punt Return

95	Johnny Bailey, Chicago	Dec. 29, 1990
----	------------------------	---------------

Long Kickoff Return (All 100+)

103	Joshua Cribbs, Cleveland	Dec. 20, 2009
100	Nemiah Wilson, Denver	Oct. 8, 1966
100	Joshua Cribbs, Cleveland	Dec. 20, 2009

Long Punt (All 80+)

83	Chris Norman, Denver	Sept. 23, 1984
82	Paul Maguire, San Diego	Nov. 5, 1961

Long Field Goal (All 55+)

59	Matt Bryant, Atlanta	Dec. 4, 2016
57	Sebastian Janikowski, Oakland	Dec. 16, 2012
56	Sebastian Janikowski, Oakland	Sept. 14, 2008
56	Matt Prater, Denver	Sept. 28, 2008
55	John Kasay, Seattle	Jan. 2, 1994
55	Kris Brown, Pittsburgh	Oct. 14, 2001
55	Sebastian Janikowski, Oakland	Nov. 25, 2007
55	Nate Kaeding, San Diego	Nov. 29, 2009

Times Sacked (All 10.0+)

11	Paul McDonald, Cleveland	Sept. 30, 1984
10	Jeff George, Oakland	Sept. 6, 1998

Touchdowns On Interception Returns

2	Dave Brown, Seattle	Nov. 4, 1984
---	---------------------	--------------

Fumbles

6	Dave Krieg, Seattle	Nov. 5, 1989
---	---------------------	--------------

PLAYOFF INDIVIDUAL

SERVICE

Most Games Played, Career

15	Travis Kelce	2013-21
15	Daniel Sorensen	2014-21
15	James Winchester	2011-21
13	Tyreek Hill	2016-21
13	Demarcus Robinson	2016-21
13	Anthony Sherman	2013-20
12	Chris Jones	2016-21
12	Harrison Butker	2017-21
12	Dustin Colquitt	2005-19
11	Patrick Mahomes	2017-21
11	Anthony Hitchens	2018-21
11	Ben Niemann	2018-21
11	Derrick Nnadi	2018-21
11	Charvarius Ward	2018-21
11	Eric Fisher	2013-20
10	John Alt	1984-96
10	Tim Grunhard	1990-00
10	Dave Szott	1990-00
10	Derrick Thomas	1989-99

SCORING

Most Points, Career

89	Harrison Butker (12 games - 15 FGs, 44 PATs)	2017-21
72	Travis Kelce (15 games - 12 TDs)	2013-21
60	Damien Williams (5 games - 10 TDs)	2018-19
37	Nick Lowery (8 games - 8 FGs, 13 PATs)	1980-93
36	Tyreek Hill (13 games - 6 TDs)	2016-21
35	Jan Stenerud (5 games - 9 FGs, 8 PATs)	1967-79
30	Patrick Mahomes (11 games - 5 TDs)	2017-21
24	Cairo Santos (3 games - 6 FGs, 6 PATs)	2014-16

Most Points, Game

18	Damien Williams vs. New England	Jan. 20, 2019
18	Damien Williams vs. Houston	Jan. 12, 2020
18	Travis Kelce vs. Houston	Jan. 12, 2020
14	Ryan Succop at Indianapolis	Jan. 4, 2014
12	Abner Haynes vs. Houston	Dec. 23, 1962
12	Mike Garrett at Buffalo	Jan. 1, 1967
12	Ed Podolak vs. Miami	Dec. 25, 1971
12	Dante Hall vs. Indianapolis	Jan. 11, 2004
12	Priest Holmes vs. Indianapolis	Jan. 11, 2004
12	Knile Davis at Indianapolis	Jan. 4, 2014
12	Cairo Santos at Houston	Jan. 9, 2016
12	Damien Williams vs. San Francisco	Feb. 2, 2020
12	Travis Kelce vs. Buffalo	Jan. 24, 2021
12	Byron Pringle vs. Pittsburgh	Jan. 16, 2022
12	Harrison Butker vs. Buffalo	Jan. 23, 2022

Most Touchdowns, Career

12	Travis Kelce (15 games)	2013-21
10	Damien Williams (5 games)	2018-19
6	Tyreek Hill (13 games)	2016-21
5	Patrick Mahomes (11 games)	2017-21
3	Marcus Allen (6 games)	1993-97
3	Mike Garrett (6 games)	1966-70
3	Knile Davis (3 games)	2013-16
3	Byron Pringle (9 games)	2018-21
3	Mecole Hardman (9 games)	2019-21

Most Touchdowns, Game

3	Damien Williams vs. New England	Jan. 20, 2019
3	Damien Williams vs. Houston	Jan. 12, 2020
3	Travis Kelce vs. Houston	Jan. 12, 2020
2	Abner Haynes vs. Houston	Dec. 23, 1962
2	Mike Garrett at Buffalo	Jan. 1, 1967
2	Ed Podolak vs. Miami	Dec. 25, 1971
2	Dante Hall vs. Indianapolis	Jan. 11, 2004
2	Priest Holmes vs. Indianapolis	Jan. 11, 2004
2	Knile Davis at Indianapolis	Jan. 4, 2014
2	Damien Williams vs. San Francisco	Feb. 2, 2020
2	Travis Kelce vs. Buffalo	Jan. 24, 2021
2	Byron Pringle vs. Pittsburgh	Jan. 16, 2022

Most Points After Touchdown, Career

44	Harrison Butker (12 games - 47 Att.)	2017-21
13	Nick Lowery (8 games - 14 Att.)	1980-93
8	Jan Stenerud (5 games - 8 Att.)	1967-79
6	Ryan Succop (2 games - 6 Att.)	2009-13
6	Cairo Santos (3 games - 6 Att.)	2014-17
5	Mike Mercer (2 games - 5 Att.)	1966

Most Points After Touchdown, Game

6	Harrison Butker vs. Houston (7 Att.)	Jan. 12, 2020
6	Harrison Butker vs. Pittsburgh (6 Att.)	Jan. 16, 2022
5	Ryan Succop at Indianapolis (5 Att.)	Jan. 4, 2014
5	Harrison Butker vs. Tennessee (5 Att.)	Jan. 19, 2020
5	Harrison Butker vs. Buffalo (5 Att.)	Jan. 24, 2021
4	Mike Mercer at Buffalo (4 Att.)	Jan. 1, 1967
4	Nick Lowery at Houston (4 Att.)	Jan. 16, 1994
4	Morten Andersen vs. IND (4 Att.)	Jan. 11, 2004
4	Harrison Butker vs. IND (4 Att.)	Jan. 12, 2019
4	Harrison Butker vs. NE (4 Att.)	Jan. 20, 2019
4	Harrison Butker vs. SF (4 Att.)	Feb. 2, 2020

Most Points After Touchdown, No Misses, Career

8	Jan Stenerud (5 games)	1967-79
---	------------------------	---------

Most Field Goals Attempted, Career

18	Harrison Butker (12 games)	2017-21
17	Jan Stenerud (5 games)	1967-79
12	Nick Lowery (8 games)	1980-93

Most Field Goals Attempted, Game

5	Jan Stenerud vs. N.Y. Jets	Dec. 20, 1969
4	Nick Lowery vs. Miami	Jan. 5, 1991
4	Jan Stenerud vs. Miami	Dec. 25, 1971
4	Harrison Butker vs. Buffalo	Jan. 23, 2022

Most Field Goals Made, Career

15	Harrison Butker (12 games - 18 Att.)	2017-21
9	Jan Stenerud (5 games - 17 Att.)	1967-79
8	Nick Lowery (8 games - 12 Att.)	1980-93

Most Field Goals Made, Game

3	Jan Stenerud vs. Minnesota	Jan. 11, 1970
3	Nick Lowery at Miami	Jan. 5, 1991
3	Ryan Succop at Indianapolis	Jan. 4, 2014
3	Cairo Santos at Houston	Jan. 9, 2016
3	Harrison Butker vs. Cleveland	Jan. 17, 2021
3	Harrison Butker at Tampa Bay	Feb. 7, 2021
3	Harrison Butker vs. Buffalo	Jan. 23, 2022

Longest Field Goal

52	Harrison Butker at Tampa Bay	Feb. 7, 2021
50	Harrison Butker vs. Cleveland	Jan. 17, 2021
49	Cairo Santos at Houston	Jan. 9, 2016
49	Cairo Santos at Houston	Jan. 9, 2016
49	Harrison Butker at Tampa Bay	Feb. 7, 2021
49	Harrison Butker vs. Buffalo	Jan. 24, 2022

RUSHING

Most Rushing Attempts, Career

100	Marcus Allen (6 games)	1993-97
81	Damien Williams (5 games)	2018-19
61	Mike Garrett (6 games)	1966-70
59	Barry Word (4 games)	1990-92
55	Patrick Mahomes (11 games)	2017-21
51	Wendell Hayes (5 games)	1968-74

Most Rushing Attempts, Game

33	Barry Word vs. L.A. Raiders	Dec. 28, 1991
25	Damien Williams vs. Indianapolis	Jan. 12, 2019
24	Curtis McCClinton vs. Houston	Dec. 23, 1962
24	Priest Holmes vs. Indianapolis	Jan. 11, 2004
22	Wendell Hayes vs. Miami	Dec. 25, 1971
21	Marcus Allen vs. Pittsburgh	Jan. 8, 1994
21	Marcus Allen vs. Indianapolis	Jan. 7, 1996

Most Rushing Yards Gained, Career

386	Marcus Allen (6 games)	1993-97
355	Damien Williams (5 games)	2018-19
324	Patrick Mahomes (11 games)	2017-21
208	Wendell Hayes (5 games)	1968-74
197	Barry Word (4 games)	1990-92

Most Rushing Yards Gained, Game

176	Priest Holmes vs. Indianapolis	Jan. 11, 2004
130	Barry Word vs. L.A. Raiders	Dec. 28, 1991
129	Damien Williams vs. Indianapolis	Jan. 12, 2019
104	Damien Williams vs. San Francisco	Feb. 2, 2020
100	Wendell Hayes vs. Miami	Dec. 25, 1971

Most Games, 100 or More Rushing Yards, Career

2	Damien Williams (5 games)	2018-19
1	Wendell Hayes (5 games)	1968-74
1	Barry Word (3 games)	1990-92
1	Priest Holmes (1 game)	2001-07



PLAYOFF INDIVIDUAL

Longest Run From Scrimmage

50	Mecole Hardman vs. Buffalo	Jan. 24, 2021
48	Priest Holmes vs. Indianapolis	Jan. 11, 2004
41	Jamaal Charles vs. Baltimore	Jan. 9, 2011
38	Damien Williams vs. San Francisco	Feb. 2, 2020
36	Tyreek Hill vs. Indianapolis	Jan. 12, 2019
34	Patrick Mahomes vs. Buffalo	Jan. 23, 2022

Most Rushing Touchdowns, Career

6	Damien Williams (5 games)	2018-19
4	Patrick Mahomes (11 games)	2017-20
3	Marcus Allen (6 games)	1993-97
3	Mike Garrett (6 games)	1966-70

Most Rushing Touchdowns, Game

2	Mike Garrett at Buffalo	Jan. 1, 1967
2	Priest Holmes vs. Indianapolis	Jan. 11, 2004
2	Damien Williams vs. Houston	Jan. 12, 2020

PASSING

Most Passes Attempted, Career

423	Patrick Mahomes (11 games)	2017-21
188	Len Dawson (8 games)	1962-75
185	Alex Smith (5 games)	2013-17
141	Joe Montana (4 games)	1993-94
64	Dave Krieg (4 games)	1992-93

Most Passes Attempted, Game

50	Alex Smith at New England	Jan. 16, 2016
49	Patrick Mahomes at Tampa Bay	Feb. 7, 2021
46	Alex Smith at Indianapolis	Jan. 4, 2014
44	Patrick Mahomes vs. Buffalo	Jan. 23, 2022
43	Joe Montana vs. Pittsburgh	Jan. 8, 1994
42	Patrick Mahomes vs. San Francisco	Feb. 2, 2020
41	Patrick Mahomes vs. Indianapolis	Jan. 12, 2019

Most Passes Completed, Career

280	Patrick Mahomes (11 games)	2017-21
120	Alex Smith (5 games)	2013-17
107	Len Dawson (8 games)	1962-75
85	Joe Montana (4 games)	1993-94
33	Dave Krieg (4 games)	1992-93

Most Passes Completed, Game

33	Patrick Mahomes vs. Buffalo	Jan. 23, 2022
30	Alex Smith at Indianapolis	Jan. 4, 2014
30	Patrick Mahomes vs. Pittsburgh	Jan. 16, 2022
29	Alex Smith at New England	Jan. 16, 2016
29	Patrick Mahomes vs. Buffalo	Jan. 24, 2021
28	Joe Montana vs. Pittsburgh	Jan. 8, 1994

Highest Completion Percentage, Career (100 attempts)

66.2	Patrick Mahomes (11 games: 423-280)	2017-21
64.9	Alex Smith (5 games: 185-120)	2013-17
60.3	Joe Montana (4 games: 141-85)	1993-94
56.9	Len Dawson (8 games: 188-107)	1962-75

Highest Completion Percentage, Game (15 completions)

77.3	Alex Smith at Houston (22-17)	Jan. 9, 2016
76.9	Patrick Mahomes vs. Pittsburgh (39-30)	Jan. 16, 2022
76.3	Patrick Mahomes vs. Buffalo (38-29)	Jan. 24, 2021
75.0	Patrick Mahomes vs. Buffalo (44-33)	Jan. 23, 2022
72.7	Alex Smith vs. Tennessee (33-24)	Jan. 6, 2018

Most Passing Yards, Career

3,381	Patrick Mahomes (11 games)	2017-21
1,497	Len Dawson (8 games)	1962-75
1,250	Alex Smith (5 games)	2013-17
1,014	Joe Montana (4 games)	1993-94
454	Dave Krieg (4 games)	1992-93

Most Passing Yards, Game (All 300+)

404	Patrick Mahomes vs. Pittsburgh	Jan. 16, 2022
378	Alex Smith at Indianapolis	Jan. 4, 2014
378	Patrick Mahomes vs. Buffalo	Jan. 23, 2022
325	Patrick Mahomes vs. Buffalo	Jan. 24, 2021
321	Patrick Mahomes vs. Houston	Jan. 12, 2020
314	Joe Montana at Miami	Dec. 31, 1994

Longest Pass Completion

79	Alex Smith at Indianapolis (to Donnie Avery)	Jan. 4, 2014
71	Patrick Mahomes vs. Buffalo (to Tyreek Hill)	Jan. 24, 2021
64	Patrick Mahomes vs. Buffalo (to Tyreek Hill)	Jan. 23, 2022
63	Len Dawson vs. Miami (to Elmo Wright)	Dec. 25, 1971
63	Alex Smith at Indianapolis (to Dwayne Bowe)	Jan. 4, 2014

61	Len Dawson at N.Y. Jets (to Otis Taylor)	Dec. 20, 1969
60	Patrick Mahomes vs. Tennessee (to Sammy Watkins)	Jan. 19, 2020

Most Touchdown Passes, Career

28	Patrick Mahomes (11 games)	2017-21
9	Alex Smith (5 games)	2013-17
7	Len Dawson (8 games)	1962-75
6	Joe Montana (4 games)	1993-94
2	Steve DeBerg (3 games)	1988-91
2	Trent Green (2 games)	2001-06

Most Touchdown Passes, Game

5	Patrick Mahomes vs. Houston	Jan. 12, 2020
5	Patrick Mahomes vs. Pittsburgh	Jan. 16, 2022
4	Alex Smith at Indianapolis	Jan. 4, 2014
3	Joe Montana at Houston	Jan. 16, 1994
3	Patrick Mahomes vs. New England	Jan. 20, 2019
3	Patrick Mahomes vs. Buffalo	Jan. 24, 2021
3	Patrick Mahomes vs. Buffalo	Jan. 23, 2022
3	Patrick Mahomes vs. Cincinnati	Jan. 30, 2022

Most Passes Had Intercepted, Career

8	Len Dawson (8 games)	1962-75
7	Patrick Mahomes (11 games)	2017-21
4	Mark Vlasic (1 game)	1991-92
4	Joe Montana (4 games)	1993-94

Most Passes Had Intercepted, Game

4	Len Dawson at Oakland	Dec. 22, 1968
4	Mark Vlasic at Buffalo	Jan. 5, 1992

Highest Passer Rating, Career (Min. 150 att.)

105.7	Patrick Mahomes	2017-21
96.0	Alex Smith	2013-17
77.4	Len Dawson	1962-75

Highest Passer Rating, Game (Min. 20 att.)

138.2	Patrick Mahomes vs. Pittsburgh	Jan. 16, 2022
134.6	Patrick Mahomes vs. Houston	Jan. 12, 2020
127.6	Patrick Mahomes vs. Buffalo	Jan. 24, 2021
124.8	Len Dawson at Buffalo	Jan. 1, 1967
123.1	Patrick Mahomes vs. Buffalo	Jan. 23, 2022
120.4	Patrick Mahomes vs. Tennessee	Jan. 19, 2020

PASS RECEIVING

Most Pass Receptions, Career

106	Travis Kelce (15 games)	2013-21
84	Tyreek Hill (13 games)	2016-21
27	Otis Taylor (7 games)	1965-75
27	J.J. Birden (8 games)	1990-94
25	Sammy Watkins (6 games)	2018-20

Most Pass Receptions, Game

13	Travis Kelce vs. Buffalo	Jan. 24, 2021
11	Tyreek Hill vs. Buffalo	Jan. 23, 2022
10	Travis Kelce vs. Houston	Jan. 12, 2020
10	Travis Kelce at Tampa Bay	Feb. 7, 2021
10	Travis Kelce vs. Cincinnati	Jan. 30, 2022
9	Tyreek Hill vs. San Francisco	Feb. 2, 2020
9	Tyreek Hill vs. Buffalo	Jan. 24, 2021

Most Receiving Yards, Career

1,291	Travis Kelce (15 games)	2013-21
1,081	Tyreek Hill (13 games)	2016-21
481	Otis Taylor (7 games)	1965-75
477	Sammy Watkins (6 games)	2018-20
363	J.J. Birden (8 games)	1990-94

Most Receiving Yards, Game (All 100+)

172	Tyreek Hill vs. Buffalo	Jan. 24, 2021
150	Dwayne Bowe at Indianapolis	Jan. 4, 2014
150	Tyreek Hill vs. Buffalo	Jan. 23, 2022
142	Stephone Paige at Miami	Jan. 5, 1991
134	Travis Kelce vs. Houston	Jan. 12, 2020
133	Travis Kelce at Tampa Bay	Feb. 7, 2021
128	Travis Kelce at Houston	Jan. 9, 2016
118	Travis Kelce vs. Buffalo	Jan. 24, 2021
117	Otis Taylor at Oakland	Dec. 22, 1968
114	Sammy Watkins vs. New England	Jan. 20, 2019
114	Sammy Watkins vs. Tennessee	Jan. 19, 2020
110	Ed Podolak vs. Miami	Dec. 25, 1971
110	Andre Rison vs. Denver	Jan. 4, 1998
110	Tyreek Hill vs. Cleveland	Jan. 17, 2021
109	Travis Kelce vs. Cleveland	Jan. 17, 2021
108	Travis Kelce vs. Indianapolis	Jan. 12, 2019
108	Travis Kelce vs. Pittsburgh	Jan. 16, 2022
105	Tyreek Hill vs. San Francisco	Feb. 2, 2020



PLAYOFF INDIVIDUAL

104	Elmo Wright vs. Miami	Dec. 25, 1971
-----	-----------------------	---------------

103	Kimble Anders at Miami	Dec. 31, 1994
-----	------------------------	---------------

Most Games, 100 or More Receiving Yards, Career

7	Travis Kelce (15 games)	2013-21
---	-------------------------	---------

4	Tyreek Hill (13 games)	2016-21
---	------------------------	---------

2	Sammy Watkins (6 games)	2018-20
---	-------------------------	---------

1	By seven players; Last, Dwayne Bowe vs. Indianapolis Colts	Jan. 4, 2013
---	--	--------------

Longest Pass Reception

79	Donnie Avery at Indianapolis (from Alex Smith)	Jan. 4, 2014
----	--	--------------

71	Tyreek Hill vs. Buffalo (from Patrick Mahomes)	Jan. 24, 2021
----	--	---------------

64	Tyreek Hill vs. Buffalo (from Patrick Mahomes)	Jan. 23, 2022
----	--	---------------

63	Elmo Wright vs. Miami (from Len Dawson)	Dec. 25, 1971
----	---	---------------

63	Dwayne Bowe at Indianapolis (from Alex Smith)	Jan. 4, 2014
----	---	--------------

61	Otis Taylor at N.Y. Jets (from Len Dawson)	Dec. 20, 1969
----	--	---------------

60	Sammy Watkins vs. Tennessee (from Patrick Mahomes)	Jan. 19, 2020
----	--	---------------

Most Receiving Touchdowns, Career

12	Travis Kelce (15 games)	2013-21
----	-------------------------	---------

5	Tyreek Hill (13 games)	2016-21
---	------------------------	---------

4	Damien Williams (5 games)	2018-19
---	---------------------------	---------

3	Byron Pringle (8 games)	2018-21
---	-------------------------	---------

2	Otis Taylor (7 games)	1965-75
---	-----------------------	---------

2	Fred Jones (6 games)	1990-93
---	----------------------	---------

2	J.J. Birden (8 games)	1990-94
---	-----------------------	---------

2	Tony Gonzalez (3 games)	1997-08
---	-------------------------	---------

2	Albert Wilson (4 games)	2014-16
---	-------------------------	---------

Most Receiving Touchdowns, Game

3	Travis Kelce vs. Houston	Jan. 12, 2020
---	--------------------------	---------------

2	Damien Williams vs. New England	Jan. 20, 2019
---	---------------------------------	---------------

2	Tyreek Hill vs. Tennessee	Jan. 19, 2020
---	---------------------------	---------------

2	Byron Pringle vs. Pittsburgh	Jan. 16, 2022
---	------------------------------	---------------

COMBINED NET YARDS

Most Attempts, Career

115	Marcus Allen (6 games)	1993-97
-----	------------------------	---------

107	Travis Kelce (15 games)	2013-21
-----	-------------------------	---------

102	Damien Williams (5 games)	2018-19
-----	---------------------------	---------

96	Tyreek Hill (13 games)	2016-21
----	------------------------	---------

74	Mike Garrett (6 games)	1966-70
----	------------------------	---------

Most Attempts, Game

34	Barry Word vs. L.A. Raiders	Dec. 28, 1991
----	-----------------------------	---------------

30	Ed Podolak vs. Miami	Dec. 25, 1971
----	----------------------	---------------

30	Damien Williams vs. Indianapolis	Jan. 12, 2019
----	----------------------------------	---------------

29	Priest Holmes vs. Indianapolis	Jan. 11, 2004
----	--------------------------------	---------------

Most Net Yards, Career

1,293	Travis Kelce (15 games)	2013-21
-------	-------------------------	---------

1,172	Tyreek Hill (13 games)	2016-21
-------	------------------------	---------

541	Marcus Allen (6 games)	1993-97
-----	------------------------	---------

540	Damien Williams (5 games)	2018-19
-----	---------------------------	---------

489	Sammy Watkins (6 games)	2018-20
-----	-------------------------	---------

Most Net Yards, Game

*350	Ed Podolak vs. Miami	Dec. 25, 1971
------	----------------------	---------------

227	Dante Hall vs. Indianapolis	Jan. 11, 2004
-----	-----------------------------	---------------

208	Priest Holmes vs. Indianapolis	Jan. 11, 2004
-----	--------------------------------	---------------

172	Tyreek Hill vs. Buffalo	Jan. 24, 2021
-----	-------------------------	---------------

154	Damien Williams vs. Indianapolis	Jan. 12, 2019
-----	----------------------------------	---------------

150	Dwayne Bowe at Indianapolis	Jan. 4, 2014
-----	-----------------------------	--------------

*NFL RECORD

PUNTING

Most Punts, Career

43	Dustin Colquitt (12 games)	2005-19
----	----------------------------	---------

39	Jerrel Wilson (7 games)	1963-77
----	-------------------------	---------

38	Bryan Barker (7 games)	1990-93
----	------------------------	---------

14	Tommy Townsend (6 games)	2020-21
----	--------------------------	---------

11	Louie Aguiar (3 games)	1994-98
----	------------------------	---------

Most Punts, Game

8	Jerrel Wilson at Oakland	Jan. 4, 1970
---	--------------------------	--------------

8	Bryan Barker at San Diego	Jan. 2, 1993
---	---------------------------	--------------

Longest Punt

66	Dustin Colquitt at Indianapolis	Jan. 6, 2007
----	---------------------------------	--------------

62	Louie Aguiar vs. Denver	Jan. 4, 1998
----	-------------------------	--------------

61	Jerrel Wilson vs. Green Bay	Jan. 15, 1967
----	-----------------------------	---------------

59	Jerrel Wilson vs. Minnesota	Jan. 11, 1970
----	-----------------------------	---------------

57	Tommy Townsend vs. Cincinnati	Jan. 30, 2022
----	-------------------------------	---------------

Highest Punting Average, Career (20 punts)

44.8	Dustin Colquitt (12 games: 1,938-43)	2005-19
------	--------------------------------------	---------

43.4	Jerrel Wilson (7 games: 1,693-39)	1963-77
------	-----------------------------------	---------

42.4	Bryan Barker (7 games: 1,613-38)	1990-93
------	----------------------------------	---------

Highest Punting Average, Game (4 punts)

52.3	Dustin Colquitt at IND (314-6)	Jan. 6, 2007
------	--------------------------------	--------------

52.3	Tommy Townsend vs. Cincinnati (209-4)	Jan. 30, 2022
------	---------------------------------------	---------------

50.0	Dustin Colquitt vs. Tennessee (250-5)	Jan. 6, 2018
------	---------------------------------------	--------------

48.5	Jerrel Wilson vs. Minnesota (194-4)	Jan. 11, 1970
------	-------------------------------------	---------------

47.0	Jerrel Wilson at Oakland (302-6)	Dec. 22, 1968
------	----------------------------------	---------------

PUNT RETURNS

Most Punt Returns, Career

12	Tyreek Hill (13 games)	2016-21
----	------------------------	---------

11	Mike Garrett (6 games)	1966-70
----	------------------------	---------

7	Danan Hughes (6 games)	1993-98
---	------------------------	---------

7	Mecole Hardman (9 games)	2019-21
---	--------------------------	---------

Most Punt Returns, Game

5	Tyreek Hill vs. Indianapolis	Jan. 12, 2019
---	------------------------------	---------------

4	Mike Garrett vs. Oakland	Jan. 4, 1970
---	--------------------------	--------------

4	Tamarick Vanover vs. Indianapolis	Jan. 7, 1996
---	-----------------------------------	--------------

4	Frankie Hammond Jr. at Houston	Jan. 9, 2016
---	--------------------------------	--------------

Most Punt Return Yards, Career

86	Mecole Hardman (9 games)	2019-21
----	--------------------------	---------

84	Danan Hughes (6 games)	1993-98
----	------------------------	---------

73	Mike Garrett (6 games)	1966-70
----	------------------------	---------

61	Frankie Hammond Jr. (2 games)	2015
----	-------------------------------	------

44	Tamarick Vanover (2 games)	1995-99
----	----------------------------	---------

Most Punt Return Yards, Game

70	Mecole Hardman vs. Pittsburgh	Jan. 16, 2022
----	-------------------------------	---------------

45	Tyreek Hill vs. Buffalo	Jan. 23, 2022
----	-------------------------	---------------

42	Danan Hughes at Houston	Jan. 16, 1994
----	-------------------------	---------------

37	Mike Garrett at Buffalo	Jan. 1, 1967
----	-------------------------	--------------

34	Tamarick Vanover vs. Indianapolis	Jan. 7, 1996
----	-----------------------------------	--------------

34	Frankie Hammond Jr. at Houston	Jan. 9, 2016
----	--------------------------------	--------------

Longest Punt Return

48	Mecole Hardman vs. Pittsburgh	Jan. 16, 2022
----	-------------------------------	---------------

45	Tyreek Hill vs. Buffalo	Jan. 23, 2022
----	-------------------------	---------------

35	Danan Hughes at Houston	Jan. 16, 1994
----	-------------------------	---------------

27	Mike Garrett at Buffalo	Jan. 1, 1967
----	-------------------------	--------------

21	Mecole Hardman vs. Pittsburgh	Jan. 16, 2022
----	-------------------------------	---------------

Highest Punt Return Average, Career (10 returns)

6.6	Mike Garrett (6 games: 11-73)	1966-70
-----	-------------------------------	---------

3.3	Tyreek Hill (13 games: 12-40)	2016-21
-----	-------------------------------	---------

Highest Punt Return Average, Game (3 returns)

23.3	Mecole Hardman vs. Pittsburgh (3-70)	Jan. 16, 2022
------	--------------------------------------	---------------

14.0	Danan Hughes at Houston (3-42)	Jan. 16, 1994
------	--------------------------------	---------------

12.3	Mike Garrett at Buffalo (3-37)	Jan. 1, 1967
------	--------------------------------	--------------

10.3	Danan Hughes vs. Pittsburgh (3-31)	Jan. 8, 1994
------	------------------------------------	--------------

Most Touchdowns

None		
------	--	--

KICKOFF RETURNS

Most Kickoff Returns, Career

14	Mecole Hardman (6 games)	2019-20
----	--------------------------	---------

10	John Stephens (3 games)	1993
----	-------------------------	------

10	Dante Hall (2 games)	2000-06
----	----------------------	---------

10	Byron Pringle (9 games)	2018-21
----	-------------------------	---------

7	Quintin Demps (1 game)	2013
---	------------------------	------

Most Kickoff Returns, Game

7	Dante Hall vs. Indianapolis	Jan. 11, 2004
---	-----------------------------	---------------

7	Quintin Demps at Indianapolis	Jan. 4, 2014
---	-------------------------------	--------------

6	Mecole Hardman vs. Houston	Jan. 12, 2020
---	----------------------------	---------------

5	Noland Smith vs. Oakland	Dec. 22, 1968
---	--------------------------	---------------

5	John Stephens at Buffalo	Jan. 23, 1994
---	--------------------------	---------------

Most Kickoff Return Yards, Career

312	Mecole Hardman (9 games)	2019-20
-----	--------------------------	---------

266	Dante Hall (2 games)	2000-06
-----	----------------------	---------

243	Byron Pringle (9 games)	2018-21
-----	-------------------------	---------

199	John Stephens (3 games)	1993
-----	-------------------------	------

196	Knile Davis (3 games)	2013-15
-----	-----------------------	---------

PLAYOFF INDIVIDUAL

Most Kickoff Return Yards, Game

208	Dante Hall vs. Indianapolis	Jan. 11, 2004
187	Quintin Demps at Indianapolis	Jan. 4, 2014
154	Ed Podolak vs. Miami	Dec. 25, 1971
142	Mecole Hardman vs. Houston	Jan. 12, 2020
106	Knile Davis at Houston	Jan. 9, 2016

Longest Kickoff Return

106 (TD)	Knile Davis at Houston	Jan. 9, 2016
92 (TD)	Dante Hall vs. Indianapolis	Jan. 11, 2004
78	Ed Podolak vs. Miami	Dec. 25, 1971
58	Mecole Hardman vs. Houston	Jan. 12, 2020
46	Dante Hall vs. Indianapolis	Jan. 11, 2004
36	Dexter McCluster vs. Baltimore	Jan. 9, 2011
35	Bert Coan at Buffalo	Jan. 1, 1967

Highest Kickoff Return Average, Career (10 returns)

26.6	Dante Hall (2 games: 10-266)	2000-06
24.3	Byron Pringle (9 games: 10-243)	2018-21
22.3	Mecole Hardman (9 games: 14-312)	2019-20
19.9	John Stephens (3 games: 10-199)	1993

Highest Kickoff Return Average, Game (3 returns)

51.3	Ed Podolak vs. Miami (3-154)	Dec. 25, 1971
30.0	Knile Davis at New England (3-90)	Jan. 16, 2016
29.7	Dante Hall vs. Indianapolis (7-208)	Jan. 11, 2004
26.7	Quintin Demps at Indianapolis (7-187)	Jan. 4, 2014
24.8	Tremon Smith vs. New England (4-99)	Jan. 20, 2019
24.0	John Stephens vs. Pittsburgh (3-72)	Jan. 8, 1994
23.7	Mecole Hardman vs. Houston (6-142)	Jan. 12, 2020
23.0	Tamarick Vanover vs. Denver (3-69)	Jan. 4, 1998

Most Kickoff Return Touchdowns, Career

1	Dante Hall (2 games)	2000-06
1	Knile Davis (2 games)	2013-15

INTERCEPTIONS BY

Most Interceptions, Career

5	Emmitt Thomas (7 games)	1966-78
4	Johnny Robinson (8 games)	1960-70
3	Jim Marsalis (4 games)	1969-75
3	Deron Cherry (4 games)	1981-91

Most Interceptions, Game

2	Johnny Robinson vs. Houston	Dec. 23, 1962
2	Jim Marsalis at N.Y. Jets	Dec. 20, 1969
2	Emmitt Thomas at Oakland	Jan. 4, 1970
2	Deron Cherry vs. L.A. Raiders	Dec. 28, 1991
2	Ty Law at Indianapolis	Jan. 6, 2007
2	Husain Abdullah at Indianapolis	Jan. 4, 2014

Most Interception Return Yards, Career

131	Johnny Robinson (8 games)	1960-71
101	Emmitt Thomas (7 games)	1966-78
65	Jim Marsalis (4 games)	1969-75

Most Interception Return Yards, Game

72	Johnny Robinson at Buffalo	Jan. 1, 1967
69	Emmitt Thomas vs. Oakland	Jan. 4, 1970
50	Johnny Robinson vs. Houston	Dec. 23, 1962

Longest Interception Return

72	Johnny Robinson at Buffalo	Jan. 1, 1967
62	Emmitt Thomas at Oakland	Jan. 4, 1970
43	Ty Law at Indianapolis	Jan. 6, 2007
37	Johnny Robinson vs. Houston	Dec. 23, 1962

Most Interception Return TDs, Career

None		
------	--	--

SACKS

Most Sacks, Career

8.0	Frank Clark (9 games)	2019-20
6.5	Derrick Thomas (10 games)	1989-99
6.5	Neil Smith (9 games)	1988-96
5.0	Aaron Brown (6 games)	1966-72
4.0	Justin Houston (7 games)	2011-18

Most Sacks, Game

3.0	Aaron Brown at Oakland	Jan. 4, 1970
3.0	Frank Clark vs. Houston	Jan. 12, 2020
2.0	10 times; By nine players	
	Last: Frank Clark vs. Buffalo	Jan. 24, 2021

PLAYOFF TEAM

SCORING

Most Points, Game

51	vs. Houston	Jan. 12, 2020
44	at Indianapolis	Jan. 4, 2014
42	vs. Pittsburgh	Jan. 16, 2022
42	vs. Buffalo	Jan. 23, 2022
38	vs. Buffalo	Jan. 24, 2021

Most Touchdowns, Game

7	vs. Houston	Jan. 12, 2020
6	vs. Pittsburgh	Jan. 16, 2022
5	at Indianapolis	Jan. 4, 2014
5	vs. Tennessee	Jan. 19, 2020
5	vs. Buffalo	Jan. 24, 2021
4	Six times; Last, vs. San Francisco	Feb. 2, 2020

FIRST DOWNS

Most First Downs, Game

30	at Indianapolis	Jan. 4, 2014
30	vs. Buffalo	Jan. 23, 2022
29	vs. Indianapolis	Jan. 12, 2019
29	vs. Houston	Jan. 12, 2020
29	vs. Buffalo	Jan. 24, 2021
28	vs. Pittsburgh	Jan. 8, 1994

Fewest First Downs, Game

7	at Indianapolis	Jan. 6, 2007
8	vs. Baltimore	Jan. 9, 2011
13	at Oakland	Dec. 22, 1968
13	at Oakland	Jan. 4, 1970
14	Three times; Last, at Buffalo	Jan. 5, 1992

NET YARDS RUSHING AND PASSING

Most Net Yards, Game (All 400+)

552	vs. Buffalo	Jan. 23, 2022
513	at Indianapolis	Jan. 4, 2014
478	vs. Pittsburgh	Jan. 16, 2022
451	vs. Miami	Dec. 25, 1971
439	vs. Buffalo	Jan. 24, 2021
438	vs. Cleveland	Jan. 17, 2021
434	vs. Houston	Jan. 12, 2020
433	vs. Indianapolis	Jan. 12, 2019
414	at Miami	Dec. 31, 1994
408	vs. Indianapolis	Jan. 11, 2004
404	vs. Tennessee	Jan. 19, 2020
401	vs. Pittsburgh	Jan. 8, 1994

Fewest Net Yards, Game

126	at Indianapolis	Jan. 6, 2007
161	vs. Baltimore	Jan. 9, 2011
204	vs. L.A. Raiders	Dec. 28, 1991
207	at Oakland	Jan. 4, 1970
213	at Buffalo	Jan. 5, 1992

RUSHING

Most Rushing Attempts, Game

54	vs. Houston	Dec. 23, 1962
44	vs. Miami	Dec. 25, 1971
41	vs. Minnesota	Jan. 11, 1970

Fewest Rushing Attempts, Game

12	vs. New England	Jan. 20, 2019
14	vs. Pittsburgh	Jan. 15, 2017
16	vs. Tennessee	Jan. 6, 2018
17	at Indianapolis	Jan. 6, 2007
17	at Tampa Bay	Feb. 7, 2021
18	at Houston	Jan. 16, 1994

Most Rushing Yards, Game

213	vs. Miami	Dec. 25, 1971
199	vs. Houston	Dec. 23, 1962
196	vs. Indianapolis	Jan. 11, 2004
182	vs. Buffalo	Jan. 23, 2022
180	vs. Indianapolis	Jan. 12, 2019

Fewest Rushing Yards, Game

41	vs. New England	Jan. 20, 2019
44	at Indianapolis	Jan. 6, 2007
52	at Buffalo	Jan. 23, 1994
61	at San Diego	Jan. 2, 1993
61	vs. Pittsburgh	Jan. 15, 2017
67	at N.Y. Jets	Dec. 28, 1968

Most Rushing Touchdowns, Game

4	vs. Indianapolis	Jan. 12, 2019
2	at Buffalo	Jan. 1, 1967
2	at Oakland	Jan. 4, 1970
2	vs. Miami	Dec. 25, 1971
2	vs. Indianapolis	Jan. 11, 2004
2	vs. Houston	Jan. 12, 2020
2	vs. Tennessee	Jan. 19, 2020
2	vs. San Francisco	Feb. 2, 2020
2	vs. Buffalo	Jan. 24, 2021
2	vs. Buffalo	Jan. 23, 2022

PASSING

Most Passing Attempts, Game (All 40+)

52	at Buffalo	Jan. 23, 1994
50	at New England	Jan. 16, 2016
49	at Tampa Bay	Feb. 7, 2021
46	at Indianapolis	Jan. 4, 2014
44	vs. Pittsburgh	Jan. 8, 1994
44	vs. Buffalo	Jan. 23, 2022
42	vs. San Francisco	Feb. 2, 2020
41	vs. Indianapolis	Jan. 12, 2019
40	vs. Pittsburgh	Jan. 16, 2022

Fewest Passing Attempts, Game

14	vs. Houston	Dec. 23, 1962
14	vs. L.A. Raiders	Dec. 28, 1991
17	at Oakland	Jan. 4, 1970
17	vs. Minnesota	Jan. 11, 1970

Most Completions, Game

33	vs. Buffalo	Jan. 23, 2022
31	vs. Pittsburgh	Jan. 16, 2022
30	at Indianapolis	Jan. 4, 2014
29	vs. Pittsburgh	Jan. 8, 1994
29	at New England	Jan. 16, 2016
29	vs. Buffalo	Jan. 24, 2021

Fewest Completions, Game

7	at Oakland	Jan. 4, 1970
9	vs. Houston	Dec. 23, 1962
9	vs. L.A. Raiders	Dec. 28, 1991
9	vs. Baltimore	Jan. 9, 2011

Most Gross Passing Yards, Game (All 300+)

406	vs. Pittsburgh	Jan. 16, 2022
378	at Indianapolis	Jan. 4, 2014
378	vs. Buffalo	Jan. 23, 2022
325	vs. Buffalo	Jan. 24, 2021
323	at Buffalo	Jan. 23, 1994
321	vs. Houston	Jan. 12, 2020
321	vs. Cleveland	Jan. 17, 2021
314	at Miami	Dec. 31, 1994

Fewest Gross Passing Yards, Game

70	vs. Baltimore	Jan. 9, 2011
88	vs. Houston	Dec. 23, 1962
79	vs. L.A. Raiders	Dec. 28, 1991
107	at Indianapolis	Jan. 6, 2007

Most Times Sacked, Game

9	at Buffalo	Jan. 1, 1967
7	at San Diego	Jan. 2, 1993
6	vs. Houston	Dec. 23, 1962
6	vs. Green Bay	Jan. 15, 1967

Most Passing Touchdowns, Game

6	vs. Pittsburgh	Jan. 16, 2022
5	vs. Houston	Jan. 12, 2020
4	at Indianapolis	Jan. 4, 2014
3	at Houston	Jan. 16, 1994
3	vs. New England	Jan. 20, 2019
3	vs. Tennessee	Jan. 19, 2020
3	vs. Buffalo	Jan. 24, 2021
3	vs. Buffalo	Jan. 23, 2022
3	vs. Cincinnati	Jan. 30, 2022

PLAYOFF TEAM

Most Interceptions Thrown, Game

4	at Oakland	Dec. 22, 1968
4	at Buffalo	Jan. 5, 1992
3	vs. Indianapolis	Jan. 7, 1996
3	vs. Baltimore	Jan. 9, 2011

PENALTIES

Most Penalties, Game

10	at Buffalo	Jan. 5, 1992
9	vs. Tennessee	Jan. 19, 2020
8	vs. Tennessee	Jan. 6, 2018
7	Four times; Last vs. Cleveland	Jan. 17, 2021

Fewest Penalties, Game

1	at N.Y. Jets	Dec. 28, 1986
1	vs. Buffalo	Jan. 23, 2022
2	at Indianapolis	Jan. 6, 2007
2	at Indianapolis	Jan. 4, 2014
2	vs. Cincinnati	Jan. 30, 2022
3	Four times; Last vs. Pittsburgh	Jan. 16, 2022

Most Yards Penalized, Game

68	vs. Tennessee	Jan. 6, 2018
65	vs. Denver	Jan. 4, 1998
63	at N.Y. Jets	Dec. 20, 1969
62	at San Diego	Jan. 2, 1993

Fewest Yards Penalized, Game

5	at N.Y. Jets	Dec. 28, 1986
10	vs. Buffalo	Jan. 23, 2022
11	vs. Cincinnati	Jan. 30, 2022
13	at Indianapolis	Jan. 6, 2007
15	at Miami	Dec. 31, 1994
15	at Indianapolis	Jan. 4, 2014

FUMBLES

Most Fumbles, Game

5	at Oakland	Jan. 4, 1970
3	Five times; Last, vs. San Francisco	Feb. 2, 2020

Most Fumbles Lost, Game

4	at Oakland	Jan. 4, 1970
2	vs. Miami	Dec. 25, 1971
2	vs. Baltimore	Jan. 9, 2011

Most Turnovers, Game

5	vs. Baltimore	Jan. 9, 2011
4	at Oakland	Dec. 22, 1968
4	at Oakland	Jan. 4, 1970
4	vs. Miami	Dec. 25, 1971
4	at Buffalo	Jan. 5, 1992
4	vs. Indianapolis	Jan. 7, 1996

PLAYOFF TEAM DEFENSIVE

SCORING

Fewest Points Allowed, Game

0	at Houston	Jan. 9, 2016
6	at N.Y. Jets	Dec. 20, 1969
6	vs. L.A. Raiders	Dec. 28, 1991

Most Points Allowed, Game

45	at Indianapolis	Jan. 4, 2014
41	at Oakland	Dec. 22, 1968
38	vs. Indianapolis	Jan. 11, 2004
37	at Buffalo	Jan. 5, 1992
37	vs. New England (OT)	Jan. 20, 2019

Fewest Touchdowns Allowed, Game

0	at N.Y. Jets	Dec. 20, 1969
0	vs. L.A. Raiders	Dec. 28, 1991
0	at Houston	Jan. 9, 2016
0	vs. Pittsburgh	Jan. 15, 2017

Most Touchdowns Allowed, Game

6	at Indianapolis	Jan. 4, 2014
5	vs. Green Bay	Jan. 15, 1967
5	at Oakland	Dec. 22, 1968
5	at N.Y. Jets	Dec. 28, 1986
5	vs. Indianapolis	Jan. 11, 2004
5	vs. New England	Jan. 20, 2019
5	vs. Buffalo	Jan. 23, 2022

FIRST DOWNS

Fewest First Downs Allowed, Game

9	at Buffalo	Jan. 1, 1967
13	vs. Minnesota	Jan. 11, 1970
14	at Houston	Jan. 9, 2016
15	vs. Indianapolis	Jan. 12, 2019
16	Three times; Last vs. Denver	Jan. 4, 1998

Most First Downs Allowed, Game

36	vs. New England	Jan. 20, 2019
30	at Buffalo	Jan. 23, 1994
29	at Buffalo	Jan. 5, 1992
28	at Indianapolis	Jan. 6, 2007
28	at Indianapolis	Jan. 4, 2014

NET YARDS RUSHING AND PASSING

Fewest Net Yards Allowed, Game

226	at Houston	Jan. 9, 2016
233	at Oakland	Jan. 4, 1970
235	at N.Y. Jets	Dec. 20, 1969
239	vs. Minnesota	Jan. 11, 1970
249	vs. Indianapolis	Jan. 7, 1996

Most Net Yards Allowed, Game

536	at Indianapolis	Jan. 4, 2014
524	vs. New England	Jan. 20, 2019
454	at Oakland	Dec. 22, 1968
448	at Buffalo	Jan. 5, 1992
442	vs. Houston	Jan. 12, 2020

RUSHING

Fewest Rushing Attempts, Game

13	at Buffalo	Jan. 1, 1967
14	at Houston	Jan. 16, 1994
14	at New England	Jan. 16, 2016
14	vs. Indianapolis	Jan. 12, 2019
18	vs. Buffalo	Jan. 24, 2021

Most Rushing Attempts, Game

48	vs. New England	Jan. 20, 2019
46	at Buffalo	Jan. 5, 1992
46	at Buffalo	Jan. 23, 1994
43	vs. Miami	Dec. 25, 1971

Fewest Rushing Yards Allowed, Game

38	at New England	Jan. 16, 2016
39	at Houston	Jan. 16, 1994
40	at Buffalo	Jan. 1, 1967
56	vs. Pittsburgh	Jan. 16, 2022
67	vs. Minnesota	Jan. 11, 1970

Most Rushing Yards Allowed, Game

229	at Buffalo	Jan. 23, 1994
202	vs. Tennessee	Jan. 6, 2018
192	at San Diego	Jan. 2, 1993
188	at Indianapolis	Jan. 6, 2007
180	at Buffalo	Jan. 5, 1992

Most Rushing Touchdowns Allowed, Game

4	vs. New England	Jan. 20, 2019
3	vs. Green Bay	Jan. 15, 1967
3	at Buffalo	Jan. 23, 1994
2	Four times; Last, vs. Indianapolis	Jan. 11, 2004

PASSING

Fewest Passing Attempts Allowed, Game

19	vs. Denver	Jan. 4, 1998
23	at N.Y. Jets	Dec. 28, 1986
23	vs. L.A. Raiders	Dec. 28, 1991
23	at San Diego	Jan. 2, 1993

Most Passing Attempts Allowed, Game

52	vs. Houston	Jan. 12, 2020
48	vs. Buffalo	Jan. 24, 2021
46	vs. Houston	Dec. 23, 1962
46	vs. New England	Jan. 20, 2019
45	at Oakland	Jan. 4, 1970
45	at Indianapolis	Jan. 4, 2014

Fewest Completions Allowed, Game

10	vs. Denver	Jan. 4, 1998
12	at Buffalo	Jan. 1, 1967
12	vs. L.A. Raiders	Dec. 28, 1991
12	vs. Indianapolis	Jan. 7, 1996

Most Completions Allowed, Game

32	at Houston	Jan. 16, 1994
31	at Indianapolis	Jan. 6, 2007
31	vs. Houston	Jan. 12, 2020
30	vs. New England	Jan. 20, 2019
29	at Indianapolis	Jan. 4, 2014
29	vs. Pittsburgh	Jan. 16, 2022

Fewest Gross Passing Yards Allowed, Game

112	vs. Indianapolis	Jan. 7, 1996
136	at Houston	Jan. 9, 2016
140	vs. L.A. Raiders	Dec. 28, 1991
153	at N.Y. Jets	Dec. 28, 1986
160	at Buffalo	Jan. 23, 1994

Most Passing Yards Allowed, Game

443	at Indianapolis	Jan. 4, 2014
388	vs. Houston	Jan. 12, 2020
348	vs. New England	Jan. 20, 2019
347	at Oakland	Dec. 22, 1968
329	vs. Buffalo	Jan. 23, 2022

Most Passing Touchdowns Allowed, Game

5	at Oakland	Dec. 22, 1968
4	at Indianapolis	Jan. 4, 2014
4	vs. Buffalo	Jan. 23, 2022
3	Five times; Last, at Tampa Bay	Feb. 7, 2021

SACKS

Most Sacks, Game

9	at Houston	Jan. 16, 1994
5	at San Diego	Jan. 2, 1993
5	vs. Houston	Jan. 12, 2020
4	at Buffalo	Jan. 1, 1967
4	at Oakland	Jan. 4, 1970
4	vs. Baltimore	Jan. 9, 2011
4	vs. Buffalo	Jan. 24, 2021

INTERCEPTIONS

Most Interceptions By, Game

5	vs. Houston	Dec. 23, 1962
4	at Oakland	Jan. 4, 1970
4	vs. L.A. Raiders	Dec. 28, 1991
4	at Houston	Jan. 9, 2016

PLAYOFF OPPONENT INDIVIDUAL

SINGLE GAME

SCORING

Total Points

24	Gabriel Davis, Buffalo	Jan. 23, 2022
18	Fred Biletnikoff, Oakland	Dec. 22, 1968
18	Thurman Thomas, Buffalo	Jan. 23, 1994
18	Chris Boswell, Pittsburgh	Jan. 15, 2017
15	Scott Norwood, Buffalo	Jan. 5, 1992
14	Steve Christie, Buffalo	Jan. 23, 1994

Total Touchdowns

4	Gabriel Davis, Buffalo	Jan. 23, 2022
3	Fred Biletnikoff, Oakland	Dec. 22, 1968
3	Thurman Thomas, Buffalo	Jan. 23, 1994
2	Max McGee, Green Bay	Jan. 15, 1967
2	Elijah Pitts, Green Bay	Jan. 15, 1967
2	Warren Wells, Oakland	Dec. 22, 1968
2	Freeman McNeil, N.Y. Jets	Dec. 28, 1986
2	Andre Reed, Buffalo	Jan. 5, 1992
2	Terrell Davis, Denver	Jan. 4, 1998
2	Edgerrin James, Indianapolis	Jan. 11, 2004
2	T.Y. Hilton, Indianapolis	Jan. 4, 2014
2	Donald Brown, Indianapolis	Jan. 4, 2014
2	Rob Gronkowski, New England	Jan. 16, 2016
2	Rex Burkhead, New England	Jan. 20, 2019
2	Sony Michel, New England	Jan. 20, 2019
2	Rob Gronkowski, Tampa Bay	Feb. 7, 2021

Field Goals

6	Chris Boswell, Pittsburgh	Jan. 15, 2017
4	Tyler Bass, Buffalo	Jan. 24, 2021
4	Evan McPherson, Cincinnati	Jan. 30, 2022
3	Scott Norwood, Buffalo	Jan. 5, 1992
3	Steve Christie, Buffalo	Jan. 23, 1994
3	Adam Vinatieri, Indianapolis	Jan. 6, 2007
3	Billy Cundiff, Baltimore	Jan. 9, 2011

PASSING

Pass Attempts (All 40+)

52	Deshawn Watson, Houston	Jan. 12, 2020
48	Josh Allen, Buffalo	Jan. 24, 2021
46	George Blanda, Houston	Dec. 23, 1962
46	Tom Brady, New England	Jan. 20, 2019
45	Andrew Luck, Indianapolis	Jan. 4, 2014
44	Ben Roethlisberger, Pittsburgh	Jan. 16, 2022
43	Warren Moon, Houston	Jan. 16, 1994
42	Neil O'Donnell, Pittsburgh	Jan. 8, 1994
42	Tom Brady, New England	Jan. 16, 2016
40	Joe Namath, N.Y. Jets	Dec. 20, 1969

Pass Completions

32	Warren Moon, Houston	Jan. 16, 1994
31	Peyton Manning, Indianapolis	Jan. 6, 2007
31	Deshawn Watson, Houston	Jan. 12, 2020
30	Tom Brady, New England	Jan. 20, 2019
29	Andrew Luck, Indianapolis	Jan. 4, 2014
29	Ben Roethlisberger, Pittsburgh	Jan. 16, 2022
28	Tom Brady, New England	Jan. 16, 2016
28	Josh Allen, Buffalo	Jan. 24, 2021

Passing Yards (All 300+)

443	Andrew Luck, Indianapolis	Jan. 4, 2014
388	Deshawn Watson, Houston	Jan. 12, 2020
348	Tom Brady, New England	Jan. 20, 2019
345	Daryle Lamonica, Oakland	Dec. 22, 1968
329	Josh Allen, Buffalo	Jan. 23, 2022
306	Warren Moon, Houston	Jan. 16, 1994
304	Peyton Manning, Indianapolis	Jan. 11, 2004
302	Tom Brady, New England	Jan. 16, 2016

Long Pass

75	Josh Allen to Gabriel Davis, Buffalo	Jan. 23, 2022
69	Jack Kemp to Elbert Dubenion, Buffalo	Jan. 1, 1967

Touchdown Passes

5	Daryle Lamonica, Oakland	Dec. 22, 1968
4	Andrew Luck, Indianapolis	Jan. 4, 2014
4	Josh Allen, Buffalo	Jan. 23, 2022
3	Pat Ryan, N.Y. Jets	Dec. 28, 1986
3	Jim Kelly, Buffalo	Jan. 5, 1992
3	Neil O'Donnell, Pittsburgh	Jan. 8, 1994
3	Peyton Manning, Indianapolis	Jan. 11, 2004
3	Tom Brady, Tampa Bay	Feb. 7, 2021

Interceptions Thrown

5	George Blanda, Houston	Dec. 23, 1962
4	Todd Marinovich, L.A. Raiders	Dec. 28, 1991
4	Brian Hoyer, Houston	Jan. 9, 2016
3	Joe Namath, N.Y. Jets	Dec. 20, 1969
3	Daryle Lamonica, Oakland	Jan. 4, 1970
3	Jim Kelly, Buffalo	Jan. 5, 1992
3	Peyton Manning, Indianapolis	Jan. 6, 2007
3	Andrew Luck, Indianapolis	Jan. 4, 2014

RUSHING

Rushing Attempts

33	Thurman Thomas, Buffalo	Jan. 23, 1994
31	Freeman McNeil, N.Y. Jets	Dec. 28, 1986
30	Le'Veon Bell, Pittsburgh	Jan. 15, 2017
29	Sony Michel, New England	Jan. 20, 2019
26	Edgerrin James, Indianapolis	Jan. 11, 2004

Rushing Yards (All 100+)

186	Thurman Thomas, Buffalo	Jan. 23, 1994
170	Le'Veon Bell, Pittsburgh	Jan. 15, 2017
156	Derrick Henry, Tennessee	Jan. 6, 2018
135	Freeman McNeil, N.Y. Jets	Dec. 28, 1986
125	Edgerrin James, Indianapolis	Jan. 11, 2004
122	Joseph Addai, Indianapolis	Jan. 6, 2007
119	Marion Butts, San Diego	Jan. 2, 1993
113	Sony Michel, New England	Jan. 20, 2019
107	Nick Bell, L.A. Raiders	Dec. 28, 1991
101	Terrell Davis, Denver	Jan. 4, 1998
100	Thurman Thomas, Buffalo	Jan. 5, 1992

Rushing Touchdowns

3	Thurman Thomas, Buffalo	Jan. 23, 1994
2	Elijah Pitts, Green Bay	Jan. 15, 1967
2	Freeman McNeil, N.Y. Jets	Dec. 28, 1986
2	Terrell Davis, Denver	Jan. 4, 1998
2	Edgerrin James, Indianapolis	Jan. 11, 2004
2	Rex Burkhead, New England	Jan. 20, 2019
2	Sony Michel, New England	Jan. 20, 2019

Long Run

54	Marion Butts, San Diego	Jan. 2, 1993
----	-------------------------	--------------

RECEIVING

Pass Receptions

13	T.Y. Hilton, Indianapolis	Jan. 4, 2014
10	Todd Heap, Baltimore	Jan. 9, 2011
10	Julian Edelman, New England	Jan. 16, 2016
9	Haywood Jeffries, Houston	Jan. 16, 1994
9	Dallas Clark, Indianapolis	Jan. 6, 2007
8	Charles Smith, Oakland	Jan. 4, 1970
8	Gabriel Davis, Buffalo	Jan. 23, 2022

Receiving Yards (All 100+)

224	T.Y. Hilton, Indianapolis	Jan. 4, 2014
201	Gabriel Davis, Buffalo	Jan. 23, 2022
180	Fred Biletnikoff, Oakland	Dec. 22, 1968
140	Paul Warfield, Miami	Dec. 25, 1971
138	Max McGee, Green Bay	Jan. 15, 1967
127	Bobby Burnett, Buffalo	Jan. 11, 1967
118	DeAndre Hopkins, Houston	Jan. 12, 2020
111	John Henderson, Minnesota	Jan. 11, 1970
108	Todd Heap, Baltimore	Jan. 9, 2011
108	Antonio Brown, Pittsburgh	Jan. 15, 2017
103	Dallas Clark, Indianapolis	Jan. 6, 2007
103	Tee Higgins, Cincinnati	Jan. 30, 2022
100	Andre Reed, Buffalo	Jan. 5, 1992
100	Julian Edelman, New England	Jan. 16, 2016

Touchdown Receptions

4	Gabriel Davis, Buffalo	Jan. 23, 2022
3	Fred Biletnikoff, Oakland	Dec. 22, 1968
2	Max McGee, Green Bay	Jan. 15, 1967
2	Warren Wells, Oakland	Dec. 22, 1968
2	Andre Reed, Buffalo	Jan. 5, 1992
2	T.Y. Hilton, Indianapolis	Jan. 4, 2014
2	Rob Gronkowski, New England	Jan. 16, 2016
2	Rob Gronkowski, Tampa Bay	Feb. 7, 2021

DEFENSE / SPECIAL TEAMS

Interceptions Made

2	Kirby Jackson, Buffalo	Jan. 5, 1992
---	------------------------	--------------

Long Interception Return

50	Willie Wood, Green Bay	Jan. 15, 1967
----	------------------------	---------------

Long Punt Return

26	Russell Copeland, Buffalo	Jan. 23, 1994
----	---------------------------	---------------

PLAYOFF OPPONENT INDIVIDUAL

Long Kickoff Return

52	George Atkinson, Oakland	Jan. 4, 1970
----	--------------------------	--------------

Long Punt

64	Reggie Roby, Miami	Jan. 5, 1991
----	--------------------	--------------

Long Field Goal (All 50+)

58	Pete Stoyanovich, Miami	Jan. 5, 1991
----	-------------------------	--------------

52	Ryan Succop, Tampa Bay	Feb. 7, 2021
----	------------------------	--------------

52	Evan McPherson, Cincinnati	Jan. 30, 2022
----	----------------------------	---------------

51	Tyler Bass, Buffalo	Jan. 24, 2021
----	---------------------	---------------

50	Adam Vinatieri, Indianapolis	Jan. 6, 2007
----	------------------------------	--------------

Sacks

3	Gerald Williams, Pittsburgh	Jan. 8, 1994
---	-----------------------------	--------------

3	Whitney Mercilus, Houston	Jan. 9, 2016
---	---------------------------	--------------